

June 15, 2011

Craig Hoffman
Project Manager
California Energy Commission
1516 Ninth Street, MS-15
Sacramento, CA 95814

DOCKET	
08-AFC-13C	
DATE	<u>JUN 15 2011</u>
RECD.	<u>JUN 15 2011</u>

Patrick C. Jackson
600 Darwood Avenue
San Dimas, CA 91773

**Re: Calico Solar Project Amendment (CSPA) (08-AFC-13C)
Applicant's Response to Patrick C. Jackson Data Request Set 1 (Nos. 1-13)**

Dear Messrs. Hoffman and Jackson:

Calico Solar hereby submits the Applicant's response to Patrick C. Jackson Data Request Set 1 (Nos. 1-13) dated May 16, 2011. As discussed in Calico Solar's letter regarding Patrick C. Jackson Data Request Set 1 (No. 1-13) dated June 6, 2011, Calico Solar has objected to or requested additional time to respond to Data Requests 1-8 and 10-13.


TECHNICAL AREA: PUBLIC HEALTH AND SAFETY

Data Request 9. *Coccidioides* arthroconidia can be dispersed by wind. Please provide the wind data from the Project's meteorological station.

Response: Enclosed is a disc containing the surface meteorological data from the Barstow Daggett Airport National Weather Service Station, the closest long-term meteorological station to the Project site, for the calendar year 2005. These data are in AERMOD (atmospheric dispersion modeling system) surface format and were used for the air quality and public health modeling of the Original Project and the Modified Project. The MDAQMD and CEC agreed that the 2005 Barstow Daggett meteorological data were representative of the meteorological conditions at the Calico site and that these data were appropriate for use in the air quality and public health analyses. Also, the enclosed disc contains windrose plots and tables summarizing these data (in PDF).

I certify under penalty of perjury that the foregoing is true, correct, and complete to the best of my knowledge.

Sincerely,



Daniel J. O'Shea
On behalf of Calico Solar, LLC



BEFORE THE ENERGY RESOURCES CONSERVATION AND DEVELOPMENT
COMMISSION OF THE STATE OF CALIFORNIA
1516 NINTH STREET, SACRAMENTO, CA 95814
1-800-822-6228 – WWW.ENERGY.CA.GOV

**FOR THE CALICO SOLAR PROJECT
AMENDMENT**

**Docket No. 08-AFC-13C
PROOF OF SERVICE
(Revised 6/7/2011)**

APPLICANT

Calico Solar, LLC
Daniel J. O'Shea
Managing Director
2600 10th Street, Suite 635
Berkeley, CA 94710
dano@kroadpower.com

CONSULTANT

URS Corporation
Angela Leiba
AFC Project Manager
4225 Executive Square, #1600
La Jolla, CA 92037
angela_leiba@URSCorp.com

APPLICANT'S COUNSEL

Allan J. Thompson
Attorney at Law
21 C Orinda Way #314
Orinda, CA 94563
allanori@comcast.net

Bingham McCutchen, LLP
Ella Foley Gannon, Partner
Three Embarcadero Center
San Francisco, CA 94111
e-mail service preferred
ella.gannon@bingham.com

INTERVENORS

Society for the Conservation of
Bighorn Sheep
Bob Burke, Gary Thomas
1980 East Main St., #50
Barstow, CA 92311
e-mail service preferred
cameracoordinator@sheepsociety.com

Basin and Range Watch
Laura Cunningham,
Kevin Emmerich
P.O. Box 70
Beatty, NV 89003
e-mail service preferred
atomicoadranch@netzero.net

California Unions for Reliable
Energy (CURE)
c/o: Tanya A. Gulesserian,
Marc D. Joseph
Adams Broadwell Joseph
& Cardozo
601 Gateway Boulevard,
Ste. 1000
South San Francisco, CA 94080
e-mail service preferred
tgulesserian@adamsbroadwell.com

Patrick C. Jackson
600 Darwood Avenue
San Dimas, CA 91773
e-mail service preferred
ochsjack@earthlink.net

Sierra Club
Gloria D. Smith,
Travis Ritchie
85 Second Street, Second floor
San Francisco, CA 94105
e-mail service preferred
gloria.smith@sierraclub.org
travis.ritchie@sierraclub.org

Newberry Community
Service District
c/o Wayne W. Weierbach
P.O. Box 206
Newberry Springs, CA 92365
e-mail service preferred
newberryCSD@gmail.com

Defenders of Wildlife
Kim Delfino, California Program Director
1303 J Street, Suite 270
Sacramento, California 95814
e-mail service preferred
kdelfino@defenders.org

Defenders of Wildlife
Jeff Aardahl, California Representative
46600 Old State Highway, Unit 13
Gualala, California 95445
e-mail service preferred
jaardahl@defenders.org

BNSF Railroad
Cynthia Lea Burch,
Helen B. Kim,
Anne Alexander
Katten Muchin Rosenman LLP
2029 Century Park East, Suite 2700
Los Angeles, CA 90067-3012
cynthia.burch@kattenlaw.com
helen.kim@kattenlaw.com
anne.alexander@kattenlaw.com

County of San Bernardino
Jean-Rene Basle, County Counsel
Bart W. Brizzee, Principal Assistant
County Counsel
385 N. Arrowhead Avenue, 4th Fl.
San Bernardino, CA 92415-0140
bbrizzee@cc.sbcounty.gov

*indicates change

INTERESTED
AGENCIES/ENTITIES/PERSONS

California ISO
e-recipient@caiso.com

BLM – Nevada State Office
Jim Stobaugh
P.O. Box 12000
Reno, NV 89520
jim_stobaugh@blm.gov

Bureau of Land Management
Rich Rotte, Project Manager
Barstow Field Office
2601 Barstow Road
Barstow, CA 92311
richard_rotte@blm.gov

California Department of
Fish & Game
Becky Jones
36431 41st Street East
Palmdale, CA 93552
dfqpalm@adelphia.net

County of San Bernardino
Ruth E. Stringer,
County Counsel
385 N. Arrowhead Avenue, 4th Floor
San Bernardino, CA 92415

BNSF Railroad
Steven A. Lamb
Katten Muchin Rosenman LLP
2029 Century Park East, Suite 2700
Los Angeles, CA 90067-3012
steven.lamb@kattenlaw.com

ENERGY COMMISSION

KAREN DOUGLAS
Commissioner and Presiding Member
kldougl@energy.state.ca.us

Galen Lemei
Adviser to Commissioner Douglas
glemei@energy.state.ca.us

ROBERT B. WEISENMILLER
Chairman and Associate Member
rweisenm@energy.state.ca.us

Eileen Allen
Adviser to Chairman Weisenmiller
eallen@energy.state.ca.us

Kourtney Vaccaro
Hearing Officer
kvaccaro@energy.state.ca.us

Kerry Willis
Staff Counsel
e-mail service preferred
kwillis@energy.state.ca.us

Stephen Adams
Co-Staff Counsel
e-mail service preferred
sadams@energy.state.ca.us

Craig Hoffman
Project Manager
e-mail service preferred
choffman@energy.state.ca.us

Jennifer Jennings
Public Adviser
e-mail service preferred
publicadviser@energy.state.ca.us

***Caryn Holmes**
e-mail service preferred
cholmes@energy.state.ca.us

*indicates change

DECLARATION OF SERVICE

I, Doug Larson, declare that on June 15, 2011, I served by U.S. mail and filed copies of the attached

Calico Solar Project Amendment (CSPA) (08-AFC-13C)
Applicant's Response to Patrick C. Jackson's Data Request Set 1 (Nos 1-13)

dated June 15, 2011. The original document, filed with the Docket Unit, is accompanied by a copy of the most recent Proof of Service list, located on the web page for this project at: **[www.energy.ca.gov/sitingcases/calicosolar/compliance/index.html]**.

The documents have been sent to both the other parties in this proceeding (as shown on the Proof of Service list) and to the Commission's Docket Unit, in the following manner:

(Check all that Apply)

FOR SERVICE TO ALL OTHER PARTIES:

- sent electronically to all email addresses on the Proof of Service list;
- by personal delivery;
- by delivering on this date, for mailing with the United States Postal Service with first-class postage thereon fully prepaid, to the name and address of the person served, for mailing that same day in the ordinary course of business; that the envelope was sealed and placed for collection and mailing on that date to those addresses **NOT** marked "email preferred."

AND

FOR FILING WITH THE ENERGY COMMISSION:

- delivering an original paper copy and sending one electronic copy by e-mail to the address below (***preferred method***);

OR

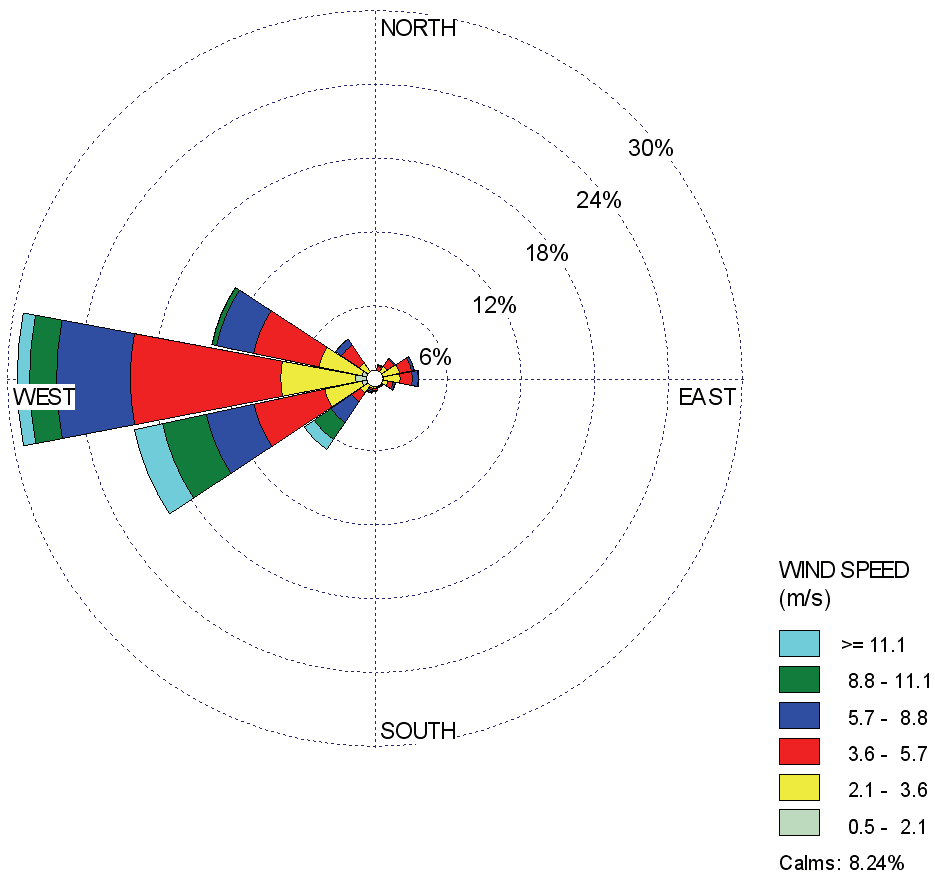
- depositing in the mail an original and 12 paper copies, as follows:

CALIFORNIA ENERGY COMMISSION

Attn: Docket No. 08-AFC-13C
1516 Ninth Street, MS-4
Sacramento, CA 95814-5512
docket@energy.state.ca.us

I declare under penalty of perjury that the foregoing is true and correct, that I am employed in the county where this mailing occurred, and that I am over the age of 18 years and not a party to the proceeding.





Annual wind rose for Barstow Daggett Airport
 Data taken from 2005 for all months

Displays wind speed, direction (blowing from)

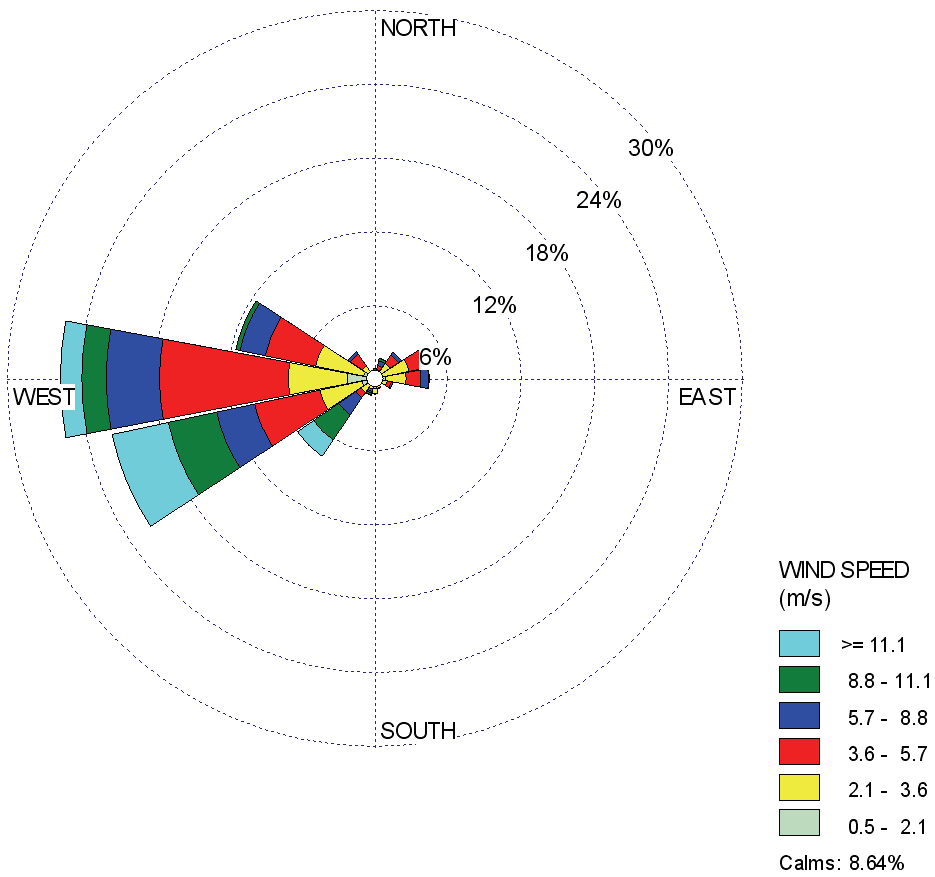
Station ID: Run ID:
 Year: 2005
 Date Range: Jan 1 - Dec 31
 Time Range: 00:00 - 23:00

Frequency Distribution
 (Count)

Speed m/s

Wind Direction	0.5 - 2.1	2.1 - 3.6	3.6 - 5.7	5.7 - 8.8	8.8 - 11.1	>= 11.1	Total
348.75 - 11.25	15	22	17	3	0	1	58
11.25 - 33.75	24	39	26	9	4	1	103
33.75 - 56.25	27	78	58	9	1	0	173
56.25 - 78.75	53	126	81	17	1	0	278
78.75 - 101.25	62	115	82	40	5	0	304
101.25 - 123.75	52	47	36	13	3	1	152
123.75 - 146.25	41	20	8	6	2	0	77
146.25 - 168.75	44	20	6	5	0	0	75
168.75 - 191.25	56	22	9	4	3	1	95
191.25 - 213.75	51	25	11	12	9	3	111
213.75 - 236.25	53	73	71	169	138	81	585
236.25 - 258.75	98	255	486	328	301	195	1663
258.75 - 281.25	136	506	1012	496	182	84	2416
281.25 - 303.75	96	295	450	255	31	2	1129
303.75 - 326.25	47	89	142	48	3	0	329
326.25 - 348.75	14	32	13	3	0	0	62
Sub-Total:	869	1764	2508	1417	683	369	7610
Calms:							683
Missing/Incomplete:							467
Total:							8760

Frequency of Calm Winds: 8.24%
 Average Wind Speed: 4.89 m/s



Spring wind rose for Barstow Daggett Airport
 Data taken from 2005 for Feb., Mar., Apr.

Displays wind speed, direction (blowing from)

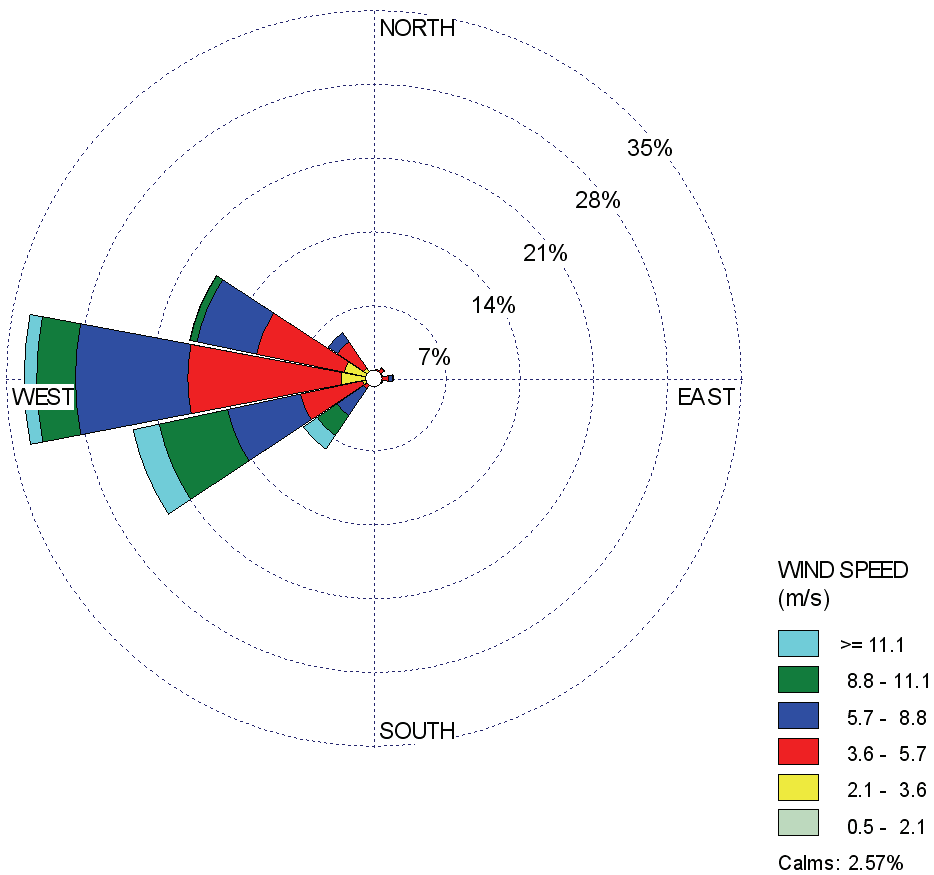
Station ID: Run ID:
 Year: 2005
 Date Range: Feb 1 - Apr 30
 Time Range: 00:00 - 23:00

Frequency Distribution
 (Count)

Speed m/s

Wind Direction	0.5 - 2.1	2.1 - 3.6	3.6 - 5.7	5.7 - 8.8	8.8 - 11.1	>= 11.1	Total
348.75 - 11.25	3	3	9	3	0	0	18
11.25 - 33.75	8	9	7	8	4	1	37
33.75 - 56.25	9	23	17	6	0	0	55
56.25 - 78.75	15	45	37	7	1	0	105
78.75 - 101.25	19	35	25	13	1	0	93
101.25 - 123.75	10	13	7	3	0	0	33
123.75 - 146.25	11	2	0	0	0	0	13
146.25 - 168.75	9	10	0	1	0	0	20
168.75 - 191.25	19	8	0	1	0	0	28
191.25 - 213.75	13	7	4	3	3	1	31
213.75 - 236.25	10	20	11	34	51	33	159
236.25 - 258.75	24	72	111	65	83	96	451
258.75 - 281.25	48	99	215	89	41	36	528
281.25 - 303.75	21	82	86	43	7	0	239
303.75 - 326.25	11	16	24	5	0	0	56
326.25 - 348.75	2	8	5	1	0	0	16
Sub-Total:	232	452	558	282	191	167	1882
Calms:							178
Missing/Incomplete:							467
Total:							2527

Frequency of Calm Winds: 8.64%
 Average Wind Speed: 5.10 m/s



Summer wind rose for Barstow Daggett Airport
Data taken from 2005 for May, Jun., Jul.

Displays wind speed, direction (blowing from)

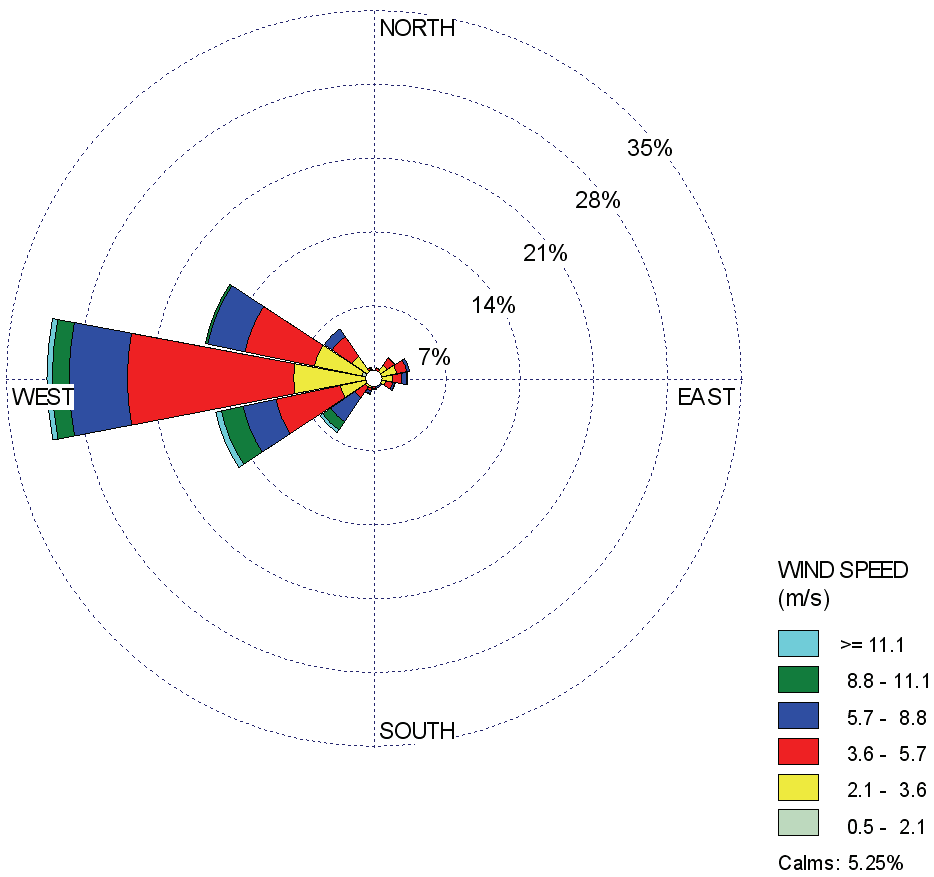
Station ID: Run ID:
 Year: 2005
 Date Range: May 1 - Jul 31
 Time Range: 00:00 - 23:00

Frequency Distribution
 (Count)

Speed m/s

Wind Direction	0.5 - 2.1	2.1 - 3.6	3.6 - 5.7	5.7 - 8.8	8.8 - 11.1	>= 11.1	Total
348.75 - 11.25	7	8	2	0	0	0	17
11.25 - 33.75	6	10	5	0	0	0	21
33.75 - 56.25	2	16	9	1	1	0	29
56.25 - 78.75	1	10	6	3	0	0	20
78.75 - 101.25	1	15	16	8	1	0	41
101.25 - 123.75	5	4	6	4	1	1	21
123.75 - 146.25	2	2	2	2	2	0	10
146.25 - 168.75	2	1	0	1	0	0	4
168.75 - 191.25	1	2	1	1	1	0	6
191.25 - 213.75	0	3	0	3	2	1	9
213.75 - 236.25	1	8	18	64	48	33	172
236.25 - 258.75	4	21	126	148	139	53	491
258.75 - 281.25	9	58	305	223	77	25	697
281.25 - 303.75	5	57	178	121	14	1	376
303.75 - 326.25	4	23	63	22	0	0	112
326.25 - 348.75	1	11	5	1	0	0	18
Sub-Total:	51	249	742	602	286	114	2044
Calms:							54
Missing/Incomplete:							467
Total:							2565

Frequency of Calm Winds: 2.57%
 Average Wind Speed: 6.19 m/s



Fall wind rose for Barstow Daggett Airport
 Data taken from 2005 for Aug., Sep., Oct.

Displays wind speed, direction (blowing from)

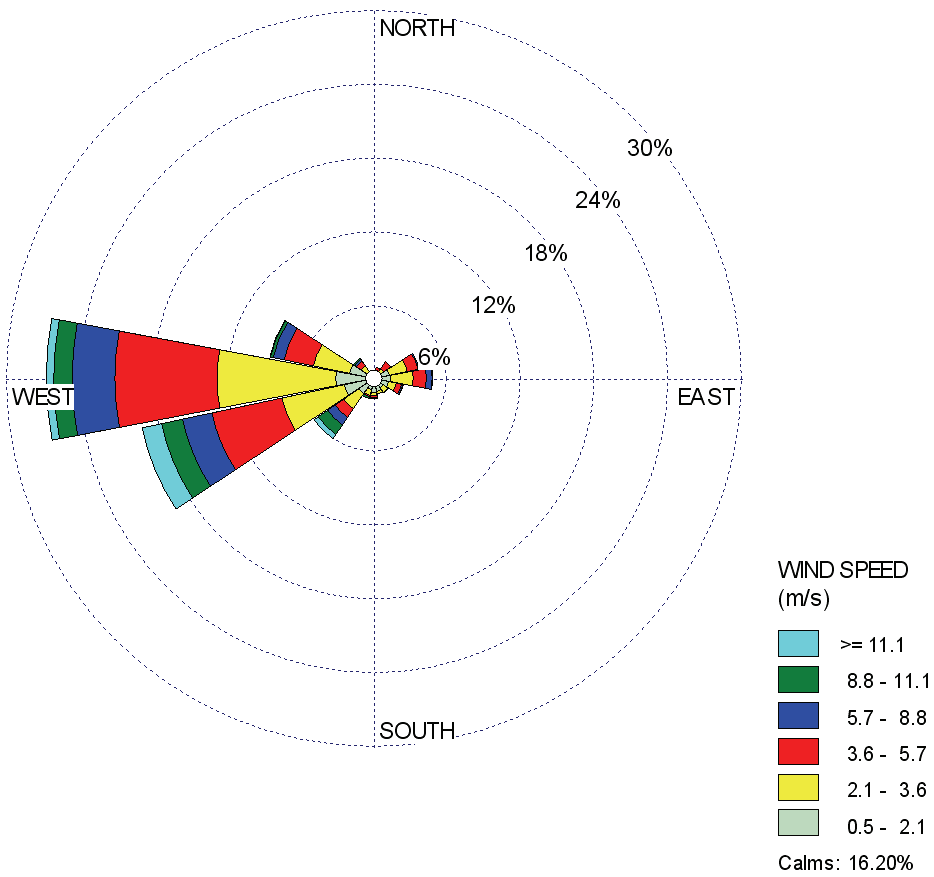
Station ID: Run ID:
 Year: 2005
 Date Range: Aug 1 - Oct 31
 Time Range: 00:00 - 23:00

Frequency Distribution
 (Count)

Speed m/s

Wind Direction	0.5 - 1.25	1.25 - 1.75	1.75 - 2.25	2.25 - 2.75	2.75 - 3.25	3.25 - 3.75	3.75 - 4.25	4.25 - 4.75	4.75 - 5.25	5.25 - 5.75	5.75 - 6.25	6.25 - 6.75	6.75 - 7.25	7.25 - 7.75	7.75 - 8.25	8.25 - 8.75	8.75 - 9.25	9.25 - 9.75	9.75 - 10.25	10.25 - 10.75	10.75 - 11.1	Total	
348.75 - 11.25	3	9	4	0	0	1	17																
11.25 - 33.75	2	11	9	1	0	0	23																
33.75 - 56.25	8	25	16	2	0	0	51																
56.25 - 78.75	8	39	19	5	0	0	71																
78.75 - 101.25	11	26	18	9	2	0	66																
101.25 - 123.75	9	16	14	4	1	0	44																
123.75 - 146.25	7	6	5	3	0	0	21																
146.25 - 168.75	8	4	6	3	0	0	21																
168.75 - 191.25	10	7	4	1	1	1	24																
191.25 - 213.75	16	5	5	6	0	1	33																
213.75 - 236.25	8	14	24	55	19	6	126																
236.25 - 258.75	16	51	125	63	42	11	308																
258.75 - 281.25	11	143	315	110	32	10	621																
281.25 - 303.75	25	92	134	72	5	0	328																
303.75 - 326.25	16	37	45	18	0	0	116																
326.25 - 348.75	7	13	3	1	0	0	24																
Sub-Total:	165	498	746	353	102	30	1894																
Calms:							105																
Missing/Incomplete:							467																
Total:							2466																

Frequency of Calm Winds: 5.25%
 Average Wind Speed: 4.65 m/s



Winter wind rose for Barstow Daggett Airport
 Data taken from 2005 for Nov., Dec., Jan.

Displays wind speed, direction (blowing from)

Station ID: Run ID:
 Year: 2005
 Date Range: Nov 1 - Dec 31, Jan 1 - Jan
 31
 Time Range: 00:00 - 23:00

Frequency Distribution
 (Count)

Speed m/s

Wind Direction	0.5 - 2.1	2.1 - 3.6	3.6 - 5.7	5.7 - 8.8	8.8 - 11.1	>= 11.1	Total
348.75 - 11.25	2	2	2	0	0	0	6
11.25 - 33.75	8	9	5	0	0	0	22
33.75 - 56.25	8	14	16	0	0	0	38
56.25 - 78.75	29	32	19	2	0	0	82
78.75 - 101.25	31	39	23	10	1	0	104
101.25 - 123.75	28	14	9	2	1	0	54
123.75 - 146.25	21	10	1	1	0	0	33
146.25 - 168.75	25	5	0	0	0	0	30
168.75 - 191.25	26	5	4	1	1	0	37
191.25 - 213.75	22	10	2	0	4	0	38
213.75 - 236.25	34	31	18	16	20	9	128
236.25 - 258.75	54	111	124	52	37	35	413
258.75 - 281.25	68	206	177	74	32	13	570
281.25 - 303.75	45	64	52	19	5	1	186
303.75 - 326.25	16	13	10	3	3	0	45
326.25 - 348.75	4	0	0	0	0	0	4
Sub-Total:	421	565	462	180	104	58	1790
Calms:							346
Missing/Incomplete:							467
Total:							2603

Frequency of Calm Winds: 16.20%
 Average Wind Speed: 3.61 m/s