



Air Pollution Control Board

Greg Cox District 1  
Dianne Jacob District 2  
Pam Slater-Price District 3  
Ron Roberts District 4  
Bill Horn District 5

October 8, 2008

FELICIA MILLER  
PROJECT MGR  
CALIFORNIA ENERGY COMMISSION  
1516 NINTH ST  
SACRAMENTO CA 95814-5512

|                           |             |
|---------------------------|-------------|
| <b>DOCKET</b><br>08-AFC-4 |             |
| DATE                      | OCT 08 2008 |
| RECD.                     | OCT 15 2008 |

**Preliminary Determination of Compliance  
Orange Grove Project**

Enclosed is the San Diego County Air Pollution Control District (District) Preliminary Determination of Compliance (PDOC) for the Orange Grove Project (No. 08-AFC-4) proposed by Orange Grove Energy, L.P. The PDOC includes the District's evaluation of the project's compliance with applicable District rules and regulations.

The District has determined that the project as proposed will comply with all applicable District rules and regulations if it is constructed and operated in accordance with the information submitted in conjunction with the application(s) for District Authority to Construct, the application for certification submitted to the CEC, and the terms and conditions of the PDOC.

If you have any questions concerning the above or the enclosed PDOC, please contact the undersigned at (858) 586-2747 or John Annicchiarico at (858) 586-2733.

Sincerely,

Camqui Nguyen  
Associate Air Pollution Control Engineer

cc: Stephen Thome, Orange Grove, L.P

**PRELIMINARY  
DETERMINATION OF COMPLIANCE**

**ORANGE GROVE PROJECT**

SAN DIEGO AIR POLLUTION CONTROL DISTRICT  
Application Number 985708

October 8, 2008

Camqui Nguyen

John Annicchiarico

Senior Engineer: **John Annicchiarico**  
Project Engineer: **Camqui Nguyen**  
Application Number: **985708**  
Site ID Number: **11382A**  
Fee Schedule: **20F**  
BEC: **New**

**I. APPLICATION INFORMATION**

Owner / Operator: Orange Grove Energy, L.P  
Mailing Address: 1900 East Golf Road, Suite 1030  
Schaumburg, IL 60173  
Equipment Address: 10300 Pala Road  
Pala, CA 92059  
Contact: Stephen Thome  
Position: Vice President of Development  
Phone Number: (847) 908-2800  
Fax Number: (847) 908-2888

## TABLE OF CONTENTS

|      | <u>Title</u>  | <u>Page</u> |
|------|---|-------------|
| I.   | PROJECT DESCRIPTION .....   | 4           |
| II.  | EQUIPMENT DESCRIPTION .....                                       | 5           |
| III. | PROCESS DESCRIPTION .....   | 5           |
| IV.  | EMISSION CALCULATIONS .....                                       | 7           |
| V.   | RULES ANALYSIS  |             |
|      | Rules 20.1 through 20.5 - New Source Review                       |             |
|      | BACT .....  | 17          |
|      | AQIA .....  | 18          |
|      | PSD .....   | 19          |
|      | Rule 20.5 - Power Plants .....                                    | 19          |
|      | Rule 50 - Visible Emissions .....                                 | 19          |
|      | Rule 51 - Nuisance .....  | 20          |
|      | Rule 53 - Specific Air Contaminants .....                         | 20          |
|      | Rule 68 - Oxides of Nitrogen .....                                | 21          |
|      | Rule 69.3 - Stationary Gas Turbines - RACT .....                  | 21          |
|      | Rule 69.3.1 - Stationary Gas Turbines - BARCT .....               | 21          |
|      | Rule 69.4.1 - Stationary Internal Combustion Engine - BARCT ..... | 22          |
|      | Rule 1200 - Toxic New Source Review .....                         | 23          |
|      | Regulation XIV - Title V Operating Permits .....                  | 24          |
|      | NESHAP .....  | 24          |
|      | ATCM .....  | 25          |
|      | NSPS .....  | 27          |
| VI.  | ADDITIONAL ISSUES .....   | 31          |
| VII. | PROPOSED PERMIT CONDITIONS .....                                  | 33          |

### ATTACHMENTS

Approval of Air Quality Impact Analysis  
Approval of Health Risk Assessment

## **I. PROJECT DESCRIPTION**

Orange Grove Energy, L.P proposes to develop the Orange Grove Project (OGP), a 96 megawatt (MW) electric generating facility. This project is a simple cycle peaking power generating plant built in response to a Request for Offers (RFO) by San Diego Gas & Electric (SDG&E) for new generating resource to support local reliability during peak demand. The project will utilize two General Electric (GE) LM6000 PC SPRINT combustion turbine generators (CTGs) fueled with natural gas, a black start engine fueled with natural gas and an emergency diesel fire pump engine. The project also includes a wet cooling tower for cooling the air inlet chiller system, air cooling for the fuel gas compressor and general lube oil systems, reverse osmosis unit to recycle water for plant processes, and a septic system to dispose sanitary waste from the OGP.

The OGP is subject to the approval of the California Energy Commission (CEC) because the proposed power plant has a nominal rating greater than 50 MW. Orange Grove, L.P filed an application for certification (AFC) with the CEC on June 19, 2008. The San Diego Air Pollution Control District (District) is considered a responsible agency for this approval and is required to submit a Preliminary Determination of Compliance (PDOC) and a Final Determination of Compliance (FDOC) to the CEC. Pursuant to District Rule 20.5 the FDOC review is functionally equivalent to an Authority to Construct review.

The OGP site is located on unincorporated lands north of State Route 76 and east of Interstate 15 in San Diego County. The site is about 5 miles east of the City of Fallbrook and approximately 2 miles west of the community of Pala.

The project will be fueled by natural gas, which will be supplied by the San Diego Gas and Electric Company. No provisions for use of an alternative fuel in the event of a curtailment of the natural gas supply are proposed by the applicant.

## **II. EQUIPMENT DESCRIPTION**

Orange Grove, L.P has proposed to construct and operate the following equipment at this facility under applications No. 985708, 985709, 985710 and 985711:

- Two natural gas simple cycle combustion turbine generators, each consists of: one nominal 49.8 MW natural-gas fired simple cycle General Electric LM6000 PC SPRINT combustion turbine generator, serial number to be determined, with water injection, a selective catalytic reduction (SCR) unit with automatic ammonia injection control system, an oxidation catalyst, data acquisition and handling system (DAHS), remote data collection node (RDCN) and continuous emission monitoring system (CEM).
- One 965 brake horsepower (bhp) Cummins GTA38-G2 natural gas fueled black start engine, serial number to be determined, with catalytic converter and air to fuel ratio controller, driving a 625 kilowatt (KW) generator
- One 373 bhp Cummins CFP11E-F10 diesel fueled emergency fire pump engine, serial number to be determined.

## **III. PROCESS DESCRIPTION**

The OGP is a simple cycle peaking power plant that includes two combustion turbine generators (CTGs). Each CTG will drive an electrical generator which will produce nominally 49.8 MW of electricity. Each CTG will have water injection to control the combustion process and reduce nitrogen oxides (NO<sub>x</sub>) emissions. Emissions downstream of the combustion processes are further controlled with a selective catalytic reduction (SCR) system using aqueous ammonia to reduce NO<sub>x</sub> emissions to 2.5 parts per million by volume (ppmv) as NO<sub>2</sub> at 15% O<sub>2</sub> on one hour average basis except during startups and shutdowns. Each CTG will also be equipped with an oxidation catalyst to control carbon monoxides (CO) and volatile organic compounds (VOC) emissions. CO emissions will be controlled to 6 parts per million by volume (ppmv) corrected to 15% O<sub>2</sub>, averaged on one hour basis, VOC emissions will be guaranteed at 2 ppmv (as methane) corrected to 15%, except during startups and shutdowns.

The CTGs emissions will exhaust through 80-foot tall stacks with tip diameters of 12.5 feet, with exhaust temperature between 818° F and 845° F.

A wet cooling tower is used for cooling the air inlet chiller system. Heat rejection from the turbine compressors and the lube oil system is air cooled. The plant will use fresh and reclaimed water obtained from the Fallbrook Public Utilities District via truck transport. Sanitary wastewater will be managed with an onsite septic system. Process wastewater from the plant will be recycled onsite using a reverse osmosis (RO) water treatment system. A few hundred gallons of wastewater will not be recycled on site per month and will need to be trucked offsite for treatment at a licensed facility.

Each combustion turbine exhaust will be equipped with a Continuous Emission Monitoring System (CEMS) for NO<sub>x</sub>, CO, and O<sub>2</sub>, together with a data acquisition system and the remote data collection node to generate a log of emissions data for compliance documentation.

As a peaking power generating plant, OGP actual operation levels are influenced by the unpredictable events such as system outages, unexpected demand. The requested maximum allowable emissions are based on a maximum of 3,200 turbine operating hours per year for each turbine (6,400 hours per year for both turbines). The basic operational modes primarily affecting emissions are startups, shutdowns, and normal operations. The applicant has provided performance data based on vendor guarantees for the estimated emission rate for each criteria pollutant when operating under different modes. The expected maximum controlled emissions used in various aspects of the evaluation are presented in Tables 1a, 1b, 1c, and 1d.

Startup is defined as the 30 minute time period starting when fuel flow begins. Shutdown is defined as the 15 minute period preceding the moment at which fuel flow ceases. Emissions during startups and shutdown are higher than during steady state operation. Startup and shutdown emissions are based on 3 startups and 3 shutdowns per day and 250 startups and 250 shutdowns per year.

**IV. EMISSION CALCULATIONS**

**Emissions from Combustion Turbine Generators**

Project emissions of NOx, CO, SOx, VOC and PM10 were estimated based on data supplied by turbine manufacturer and emission limits on permit conditions.

For startup, warmup and shutdown, emission rates are provided by turbine manufacturer.

For steady state operations, emission rates for NOx, CO and VOC are calculated based on emission concentration limits (in ppmv at 15%O2) on permit conditions and exhaust flow rates at average ambient temperature, as follows:

$$\text{Emissions, lbs/hour} = (\text{concentration, ppmv}) \times (\text{exhaust flow rate, dscfh}) \times (\text{molecular weight/molar volume}).$$

Emissions of SOx are calculated based on heat input in MMBtu/hour and SOx emission factor of 0.0021 lbs/MMBtu, which was derived from the maximum allowable sulfur content of 0.75 grains per 100 standard cubic feet. Emission of PM10 are calculated based on vendor supplied guaranteed emission rate. Table 1a presents all the emission rates.

| <b>Table 1a – Turbine Emission Rates for Different Operating Modes</b> |   |   |   |                                   |
|--|---|---|---|-----------------------------------|
| <b>Pollutant</b>   | <b>Startup<br/>Lbs/event<br/>(10 minutes)</b> | <b>Warm Up<br/>Lbs/event<br/>(30 minutes)</b> | <b>Shut Down,<br/>Lbs/event<br/>(8 minutes)</b> | <b>Steady State,<br/>Lbs/hour</b> |
| NOx  | 3   | 10.9  | 16.5  | 4.3                               |
| CO   | 5.6   | 7.5   | 27.8  | 6.1                               |
| VOC  | 1.1   | 1.1   | 4.5   | 1.3                               |
| PM10   | 3   | 3   | 3   | 3                                 |
| SOx  | 1   | 1   | 1   | 1                                 |

Turbine Maximum Hourly Emissions:

Maximum hourly emissions for each turbine, as presented in Table 1b, are estimated based on an hour when startup, warm up, and steady state operation all taken place.



| <b>Table 1b – Single Turbine Maximum<br/>Hourly Emissions</b> |                 |                               |      |     |      |     |
|---|-----------------|-------------------------------|------|-----|------|-----|
| Operating Mode  | Time Duration   | Hourly Emissions,<br>Lbs/hour |      |     |      |     |
|   |                 | NOx                           | CO   | VOC | PM10 | SOx |
| Startup   | 10 minutes/hour | 3                             | 5.6  | 1.1 | 0.5  | 0.2 |
| Warm up   | 30 minutes/hour | 10.9                          | 7.5  | 1.1 | 1.5  | 0.5 |
| Steady state  | 20 minutes/hour | 1.4                           | 2.0  | 0.4 | 1.00 | 0.3 |
| Total   |                 | 15.4                          | 15.1 | 2.6 | 3    | 1   |

Turbine Maximum Daily Emissions:

Maximum daily emissions for each turbine are estimated based on a day with 3 startups (which include startups and warm ups), 3 shutdowns and the rest at steady state operation. Table 1c presents each turbine maximum daily emissions

| <b>Table 1c – Single Turbine Maximum<br/>Daily Emissions</b> |  |                                      |                          |       |      |      |      |
|--|--|--------------------------------------|--------------------------|-------|------|------|------|
| Operating Mode   | Time Duration<br>Per Event,<br>Minutes/event | Daily Time<br>Duration,<br>Hours/day | Daily Emissions, lbs/day |       |      |      |      |
|  |  |                                      | NOx                      | CO    | VOC  | PM10 | SOx  |
| Startup  | 10   | 0.5                                  | 9                        | 16.8  | 3.3  | 1.5  | 0.5  |
| Warm Up  | 30   | 1.5                                  | 32.8                     | 22.5  | 3.3  | 4.5  | 1.5  |
| Shut down  | 8  | 0.4                                  | 6.6                      | 11.1  | 1.8  | 1.2  | 0.4  |
| Steady State   | 1296   | 21.6                                 | 88.7                     | 129.6 | 27   | 64.8 | 21.6 |
| Total  |  | 24                                   | 137.1                    | 179.9 | 35.4 | 72   | 24   |

Turbine Maximum Annual Emissions

Maximum annual emissions for each turbine as presented in Table 1d were estimated based on 250 startups (which includes startups and warm ups), 250 shutdowns and the rest at controlled steady state operation for a total of 3200 hours per turbine.

| <b>Table 1d – Single Turbine Maximum Annual Emissions</b> |                               |                             |      |      |      |      |
|---|-------------------------------|-----------------------------|------|------|------|------|
| Operating Mode  | Time Duration ,<br>Hours/year | Annual Emissions, tons/year |      |      |      |      |
|   |                               | NOx                         | CO   | VOC  | PM10 | SOx  |
| Startup   | 41.7                          | 0.4                         | 0.7  | 0.1  | 0.1  | 0.02 |
| Warm Up   | 125                           | 1.4                         | 0.9  | 0.1  | 0.2  | 0.06 |
| Shut down   | 33.3                          | 0.3                         | 0.5  | 0.08 | 0.05 | 0.02 |
| Steady State  | 3000                          | 6.5                         | 9.2  | 1.9  | 4.5  | 1.5  |
| Total   | 3200                          | 8.5                         | 11.3 | 2.2  | 4.8  | 1.6  |

**Emissions from Black Start Engine and Emergency Fire Pump Engine**

The black start engine is used to facilitate the combustion turbine generator startups during power outages. The engine is fueled with natural gas and is equipped with catalytic converter. Daily emissions from the black start engine are based on 0.5 operating hour. Annual emissions are based on 52 hours per year. Table 2a presents emissions from the black start engine.

| <b>Table 2a – Black Start Engine Emissions</b> |          |         |           |
|--|----------|---------|-----------|
| Pollutant                                      | lbs/hour | lbs/day | tons/year |
| NOx  | 3.2      | 1.6     | 0.08      |
| CO   | 4.3      | 2.1     | 0.1       |
| VOC  | 0.7      | 0.4     | 0.02      |
| PM10   | 0.07     | 0.04    | 0.002     |
| SOx  | 0.02     | 0.01    | 0.0004    |

The diesel emergency fire pump engine must comply with Tier 2 emission standards for EPA certified engines of model year 2004. Daily emissions are based on 0.5 operating hour per day, annual emissions are based on 50 hours per year. Table 2b presents the fire pump engine emissions.

| <b>Table 2b – Emergency Fire Pump<br/>Engine Emissions</b> |          |         |           |
|--|----------|---------|-----------|
| Pollutant  | lbs/hour | lbs/day | tons/year |
| NOx  | 3.2      | 1.6     | 0.08      |
| CO   | 0.6      | 0.3     | 0.015     |
| VOC  | 0.6      | 0.3     | 0.08      |
| PM10   | 0.08     | 0.04    | 0.002     |
| SOx  | 0.2      | 0.08    | 0.004     |

### **Cooling Tower Emissions**

The cooling tower is a source of PM10 emissions. One cooling tower, consisting of 3 cells, will be used for process cooling at the OGP. The tower will circulate 8,500 gallons per minute of water. The maximum blowdown quantity will be 4,594 ppm total dissolved solids (TDS). Particulate emission from the cooling tower is estimated based on the water TDS, the drift loss of circulating water of 0.085 gal/min, and water density of 8.34 lbs/gal.

$$\begin{aligned}
 \text{PM10 (lbs/hr)} &= (\text{TDS concentration}) \times (\text{drift loss of circulating water}) \times (\text{density of water}) \\
 &= (4,594 / 1\text{E}6) \times (8,500 \text{ gal/min})(60 \text{ min/1 hour}) \times (8.34\text{lb/gal water}) \\
 &= 0.2 \text{ lbs/hour}
 \end{aligned}$$

$$\begin{aligned}
 \text{PM10 (lbs/day)} &= 0.2 \text{ lbs/hr} \times 24 \text{ hrs/day} \\
 &= 4.69 \text{ lbs/day}
 \end{aligned}$$

$$\text{PM10 (tons/year)} = 0.2 \text{ lbs/hr} \times 3,200 \text{ hrs/yr} / 2,000 \text{ lbs/ton} = 0.32 \text{ tons/year}$$

### **On- Site Paved Road Fugitive Dust Emissions**

The delivery of fresh water and reclaimed water from Fallbrook Public Utility District (FPUD) to the OGP results in on-site fugitive dust emissions. PM10 emission factor for the fugitive dust emissions from on-site paved road are calculated based on the following equation:

$E = k (sL/2)^{0.65} (W/3)^{1.5} - C$ , where:

E = particulate emission factor (lbs/VMT)

K = particle size multiplier (0.016 lbs/VMT for PM10)

sL = road surface silt loading (0.037 for OGP paved road)

W = average weight of vehicles traveling the road (30 tons for water trucks traveled to OGP)

C = emission factor for 1980's vehicle fleet exhaust, brake and tire wear (0.00047 lb/VMT for PM10)

$$E = (0.016) \times (0.037/2)^{0.65} \times (30/3)^{1.5} - 0.00047$$

$$= 0.0374 \text{ lb/VMT}$$

Table 2c presents on-site paved road fugitive PM10 emissions from water trucks based on 2 miles traveled on site by each reclaimed water truck and 2 miles traveled on site by each fresh water trucks.

**Table 2c – On-Site Paved Road Fugitive Emissions from Water Delivery Trucks**

| Vehicle Type           | Number of trips |       |        | Emission Factor, lbs/trip | Fugitive PM10 Emissions |                |                   |
|------------------------|-----------------|-------|--------|---------------------------|-------------------------|----------------|-------------------|
|                        | Hourly          | Daily | Annual |                           | Hourly, Lbs/hour        | Daily, Lbs/day | Annual, Tons/year |
| Reclaimed Water Trucks | 1               | 24    | 3200   | 0.075                     | 0.075                   | 1.8            | 0.12              |
| Fresh Water Trucks     | 1               | 24    | 3200   | 0.075                     | 0.075                   | 1.8            | 0.12              |
| Total                  |                 |       |        |                           | 0.15                    | 3.6            | 0.24              |

**Project Emissions Summary**

Maximum project total emissions are based on total emissions from both turbines, from the black start engine, the emergency diesel fire pump engine, particulate emission from the cooling tower, and on-site

paved road fugitive particulate emissions from water delivery trucks. Table 3a presents the project total hourly emissions.

| <b>Table 3a – Project Hourly Emissions</b> |                    |      |     |      |      |
|--|--------------------|------|-----|------|------|
| Equipment                                  | Emission, lbs/hour |      |     |      |      |
|  | NOx                | CO   | VOC | PM10 | SOx  |
| Two Turbines                               | 30.7               | 30.3 | 5.3 | 6.0  | 2.0  |
| Black Start Engine                         | 3.2                | 4.3  | 0.7 | 0.07 | 0.02 |
| Emergency Fire Pump Engine                 | 3.2                | 0.6  | 3.2 | 0.08 | 0.2  |
| Cooling Tower                              |                    |      |     | 0.2  |      |
| On-site Fugitive Paved Road                |                    |      |     | 0.2  |      |
| Total                                      | 37.1               | 35.1 | 9.1 | 6.5  | 2.2  |

Table 3b presents the total project daily emissions

| <b>Table 3b – Project Daily Emissions</b> |                    |       |      |       |      |
|---|--------------------|-------|------|-------|------|
| Equipment                                 | Emissions, Lbs/day |       |      |       |      |
|   | NOx                | CO    | VOC  | PM10  | SOx  |
| Two Turbines                              | 274.1              | 359.9 | 70.9 | 144   | 48   |
| Black Start Engine                        | 3.2                | 4.3   | 0.7  | 0.07  | 0.02 |
| Emergency Fire Pump Engine                | 3.2                | 0.6   | 3.2  | 0.08  | 0.2  |
| Cooling Tower                             |                    |       |      | 4.7   |      |
| On-Site Fugitive Paved Road               |                    |       |      | 3.6   |      |
| Total                                     | 280.5              | 364.7 | 70.1 | 152.4 | 48.2 |

Table 3c presents the total project annual emissions

**Table 3c –Project Annual Emissions**

| Equipment                   | Emissions, tons/year |      |      |       |                 |
|-----------------------------|----------------------|------|------|-------|-----------------|
|                             | NO <sub>x</sub>      | CO   | VOC  | PM10  | SO <sub>x</sub> |
| Two Turbines                | 16.9                 | 22.6 | 4.5  | 9.6   | 3.2             |
| Black Start Engine          | 0.08                 | 0.1  | 0.02 | 0.002 | 0.0004          |
| Emergency Fire Pump Engine  | 0.08                 | 0.02 | 0.08 | 0.002 | 0.004           |
| Cooling Tower               |                      |      |      | 0.3   |                 |
| On-Site Fugitive Paved Road |                      |      |      | 0.2   |                 |
| Total                       | 17.1                 | 22.7 | 4.6  | 10.2  | 3.2             |

**Commissioning Period**

Commissioning is the time period during which the newly installed turbines undergo shakedown testing and tuning to ensure that the equipment is working properly and will be able to comply with all the proposed emission limits. Commissioning consists of different testing periods: first fire, when each unit is operated at minimum idle to full speed with no emission control, at no load and not tied to the grid; synchronization, when the unit is tied to the grid and operated at low load with no water injection and no SCR in operation; low load to full load operation with water injection and no SCR in operation, low load to full load operation with water injection and SCR commissioned and tuned; power augmentation when all equipment are commissioned and tuned. Only one turbine will be commissioned at a time. Each turbine is expected to operate about 60 hours during this commissioning period. However, a limit of 200 commissioning hours is granted for each turbine to account for any potential longer testing requirement. Table 4a presents the commissioning maximum hourly emission rates.

| <b>Table 4a – Turbine Maximum Hourly Emissions<br/>During Commissioning</b> |                                       |   |
|---|---------------------------------------|---|
| Pollutants  | Single Turbine<br>Emissions, lbs/hour | Combined Turbine<br>Emissions, lbs/hour |
| NO <sub>x</sub>   | 50                                    | 100                                     |
| CO  | 43.9                                  | 87.8                                    |
| VOC   | 3.7                                   | 7.3                                     |
| SO <sub>x</sub>   | 1                                     | 2                                       |
| PM  | 3                                     | 6                                       |

To estimate daily and annual total commissioning emissions, emission rates for each commissioning phase are derived based on averaging emissions from all potential commissioning phases, as presented in Table 4b

| <b>Table 4b – Emission Rates for Different<br/>Commissioning Phases</b> |                    |      |     |    |                 |
|---|--------------------|------|-----|----|-----------------|
| Commissioning Phase   | Emission, lbs/hour |      |     |    |                 |
|   | NO <sub>x</sub>    | CO   | VOC | PM | SO <sub>x</sub> |
| First fire – No load – No water Injection – No SCR                      | 30.2               | 5.4  | 0.4 | 3  | 1               |
| Synchronization- Low load-No Water Injection – No SCR                   | 30.1               | 5.4  | 0.4 | 3  | 1               |
| Low load-Water Injection – No SCR                                       | 20.6               | 12.6 | 0.6 | 3  | 1               |
| Low load – Water injection - SCR  | 2.1                | 4.4  | 0.6 | 3  | 1               |
| Full load – Water Injection - SCR                                       | 4.4                | 15.4 | 1.2 | 3  | 1               |

Table 4c presents maximum daily commissioning emissions from each turbine during each commissioning phase, based on the projected number of hours per day each turbine to go through specific commissioning phase

| <b>Table 4d – Single Turbine Daily Commissioning Emissions</b> |             |                   |       |      |      |                 |
|--|-------------|-------------------|-------|------|------|-----------------|
| Commissioning Mode   | Daily hours | Emission, lbs/day |       |      |      |                 |
|  |             | NO <sub>x</sub>   | CO    | VOC  | PM10 | SO <sub>x</sub> |
| First fire – Uncontrolled                                      | 12          | 361.2             | 65.3  | 4.3  | 36   | 12              |
| Synchronization - Uncontrolled                                 | 24          | 722.4             | 130.6 | 8.6  | 72   | 24              |
| Low load-water injection – No SCR                              | 6           | 123.7             | 75.4  | 3.5  | 18   | 6               |
| Low load – water injection - SCR                               | 6           | 12.4              | 26.4  | 3.5  | 18   | 6               |
| Full load – water injection - SCR                              | 12          | 52.2              | 184.4 | 14.5 | 36   | 12              |

Total commissioning emissions for each turbine are estimated based on a total of 200 commissioning hours, as presented in Table 4d. The black start engine and the emergency fire pump engine do not operate during commissioning.

| <b>Table 4d – Single Turbine Total Commissioning Emissions</b> |                 |                    |              |            |            |                 |
|--|-----------------|--------------------|--------------|------------|------------|-----------------|
| Commissioning Mode   | Projected Hours | Emission, lbs/year |              |            |            |                 |
|  |                 | NO <sub>x</sub>    | CO           | VOC        | PM10       | SO <sub>x</sub> |
| First fire – Uncontrolled                                      | 40              | 1,204              | 218          | 14         | 120        | 40              |
| Synchronization - Uncontrolled                                 | 80              | 2,408              | 435          | 29         | 240        | 80              |
| Low load-water injection – No SCR                              | 20              | 412                | 251          | 12         | 60         | 20              |
| Low load – water injection - SCR                               | 20              | 41                 | 88           | 12         | 60         | 20              |
| Full load – water injection - SCR                              | 40              | 174                | 615          | 48         | 36         | 12              |
| <b>Total</b>   | <b>200</b>      | <b>4,239</b>       | <b>1,607</b> | <b>115</b> | <b>516</b> | <b>172</b>      |

Table 4e presents total commissioning emissions from both turbines



| <b>Table 4e – Total Commissioning Emissions<br/>from Both Turbines</b> |                      |               |
|--|----------------------|---------------|
| Pollutant  | Emissions, tons/year |               |
|  | One Turbine          | Both Turbines |
| NOx  | 2.1                  | 4.2           |
| CO   | 0.8                  | 1.6           |
| VOC  | 0.06                 | 0.1           |
| PM10   | 0.3                  | 0.5           |
| SOx  | 0.09                 | 0.2           |

For the turbines first year operation during which both commissioning operation and normal operation take place, total project emissions include commissioning emissions from both turbines, emissions from normal operation for both turbines which include 250 startups, 250 shutdowns and 2,800 hours of normal operation for each turbine, emissions from the black start engine, the emergency fire pump engine, emissions from the cooling tower and paved road fugitive dust emissions. Table 4d presents the project total annual emissions for year with commissioning.

| <b>Table 4f– Total Project Emissions During Year<br/>With Commissioning</b> |  |   |   |
|---|--|---|---|
| Pollutants  | Commissioning<br>Emissions,<br>tons/year | Normal Operation<br>Emissions,<br>tons/year | Total Annual<br>Emissions,<br>tons/year |
| NOx   | 4.2                                      | 16.2  | 20.5                                    |
| CO  | 1.6                                      | 21.5  | 23.1                                    |
| VOC   | 0.1                                      | 4.3   | 4.4                                     |
| PM10  | 0.5                                      | 9.0   | 9.5                                     |
| SOx   | 0.2                                      | 3   | 3.2                                     |

## **V. RULES ANALYSIS**

### **Rule 20.1(c)(35) – Major Stationary Source**

Rule 20.1(c)(35) defines major stationary source as any emission units or stationary source which has, or will have after issuance of a permit, an aggregate potential to emit one or more air contaminants, including fugitive emissions, in amounts equal to or greater than 100 tons per year of PM<sub>10</sub>, 50 tons per year of NO<sub>x</sub>, 50 tons per year of VOC, 100 tons per year of SO<sub>x</sub>, 100 tons per year of CO, 100 tons per year of Lead. The aggregate potential to emit of all criteria pollutants, including fugitive emissions, from the OGP are less than the major stationary source threshold limits. Therefore, OGP is not a major stationary source.

### **Rule 20.2(d)(1)(i)- Best Available Control Technology(BACT)**

Rule 20.2(d)(1)(i) requires any new or modified emission unit which has any increase in its potential to emit and which has a post-project potential to emit of 10 lbs per day or more of particulate matter (PM), NO<sub>x</sub>, VOC, SO<sub>x</sub> to be equipped with Best Available Control Technology (BACT) for each such air contaminant. Based on emission estimates, the OGP combustion turbines trigger BACT for NO<sub>x</sub>, VOC, SO<sub>x</sub>, and PM<sub>10</sub>.

A search through EPA/ARB BACT Clearinghouse and other Districts BACT Guidance documents show that 2.5 ppmvd NO<sub>x</sub> at 15% oxygen averaged over 1 hour is considered the current most stringent NO<sub>x</sub> emission limit that has been achieved in practice for simple cycle combustion turbines, therefore, it is considered BACT for NO<sub>x</sub>. This combustion gas turbine is equipped with water injection and selective catalytic reduction (SCR), which will help achieve 2.5 ppmvd NO<sub>x</sub> averaged over 1 hour. For VOC, emission limit of 2 ppmvd at 15% oxygen averaged over 1 hour is considered the most stringent that has been achieved in practice, therefore, it is considered BACT for VOC for simple-cycled combustion gas turbine. The proposed turbine is guaranteed by the manufacturer to achieve 2 ppmv VOC at 15% oxygen. Initial source testing and annual source testing will be used to confirm compliance with these BACT emission limits. For Particulate Matter (PM<sub>10</sub>), good combustion practice and a limit in ammonia slip emission concentration of 5 ppmv at 15% oxygen are considered BACT. For Oxides of Sulfur (SO<sub>x</sub>), BACT is the use of natural gas that contains less than 1 grain of sulfur compounds per 100 standard cubic feet of natural gas. Public Utility Commission (PUC) quality natural gas sold in San Diego County is required to meet a

maximum sulfur content limit of 0.75 grains of sulfur compounds per 100 standard cubic feet of natural gas. Therefore, use of PUC quality natural gas meeting this 0.75 grains limit is recommended as BACT. The applicant will be required to maintain documents showing the sulfur content of natural gas used. Any alternative supplies of natural gas must be approved by the District and meet this sulfur content limit.

**Rule 20.2(d)(2)(iii) – Air Quality Impact Analysis (AQIA):**

Rule 20.2 (d)(2)(iii) requires that for any project which results in an emissions increase equal to or greater than any of the amounts listed in below, the applicant shall demonstrate to the satisfaction of the Air Pollution Control Officer through an AQIA that the project will not cause a violation of a state or national ambient air quality standard anywhere that does not already exceed such standard, nor cause additional violations of a national ambient air quality standard anywhere the standard is already being exceeded, nor cause additional violations of a state ambient air quality standard anywhere the standard is already being exceeded, except as provided for in Subsection (d)(2)(v), nor prevent or interfere with the attainment or maintenance of any state or national ambient air quality standard.

Particulate Matter (PM): 100 lbs/day, 15 tpy

NOx: 25 lbs/hour, 250 lbs/day, 40 tpy

SOx: 25 lbs/hour, 250 lbs/day, 40 tpy

CO: 100 lbs/hour, 550 lbs/day, 100 tpy

Lead and lead compounds: 3.2 lbs/day, 0.6 tpy

Total hourly and daily emissions of NOx and daily emissions of PM10 from this OGP during normal operation, which include emissions from two combustion turbines of Applications 985708 and 985711, and two emergency standby engines of Applications 985709 and 985710 trigger AQIA requirements. Total hourly and daily emissions of NOx during commissioning period for both combustion turbines also trigger AQIA requirements. Air Quality Impact Analyses were performed for the project total emissions during normal operation and commissioning period to determine if the proposed project by itself contributes to an exceedance of the National Ambient Air Quality Standards, State Ambient Air Quality Standard. The analyses show no violation of any Ambient Air Quality Standard. The analyses can be reviewed in the Appendix A of this determination.

**Rule 20.2 (d)(3)-Prevention of Significant Deterioration (PSD)**

Rule 20.2 (d)(3) states that the District shall not issue an Authority to Construct or modified Permit to Operate for any project which will have a significant impact on a Class I Area or will have after issuance of a Permit, an aggregate potential to emit one or more air contaminants in amounts equal to or greater than 250 tons/year of PM10, NOx, VOC, SOx, CO. Combined emissions from this OGP, which includes emissions from two combustion turbines of Applications 985708 and 985711, and two emergency standby engines of Applications 985709 and 985710 do not trigger this requirement.

**Rule 20.2(d)(3)(i) and (d)(4) – Public Notice and Comment:**

Rule 20.2 (d)(4) requires a public notice and comment period for any applications which require an AQIA under Sections d(2) or d(3). Public Notice regarding this OGP will be published in the San Diego Daily Transcript for a 30-day public comment period. Notices regarding this evaluation will be sent to EPA, ARB, South Coast Air Quality Management District, and the Imperial County Air Pollution Control District. A 30 day comment period will start as the notices are sent. The Air Pollution Control Officer will consider all comments submitted.

**Rule 20.5 – Power Plants:**

This rule requires that the District submit Preliminary and Final Determinations of Compliance reports to the California Energy Commission (CEC). The Final Determination of Compliance is equivalent to a District Authority to Construct.

**Rule 50 – Visible Emissions:**

This rule limits air contaminants emissions into the atmosphere of shade darker than Ringlemann 1 (20% opacity) to not more than an aggregate of three minutes in any consecutive sixty-minute period.

Based on the proposed equipment and the type of fuel to be used, no visible emissions at or above this level are expected during operation of the OGP.

**Rule 51 – Nuisance:**

This rule prohibits the discharge of air contaminants that cause or have a tendency to cause injury, nuisance, annoyance to people and/or the public or damage to any business or property.

Based on the proposed equipment and the type of fuel to be used, no nuisance or complaints are expected from this OGP.

**Rule 53 – Specific Air Contaminants:**

This rule limits emissions of sulfur compounds (calculated as SO<sub>2</sub>) to less than or equal to 0.05% by volume, on a dry basis. The rule also limits particulate matter emissions from gaseous fuel combustion to less than or equal 0.1 grains per dry standard cubic foot of exhaust calculated at 12% CO<sub>2</sub>.

**Sulfur Compounds**

The applicant proposes to use Public Utilities Commission (PUC) quality natural gas sold in San Diego County. Because of the low sulfur content of the fuel, the plant is expected to comply with the sulfur emission requirements of Rule 53. The fuel is expected to have a sulfur content less than 0.75 grains per 100 dry standard cubic foot (gr/dscf).

**Particulates**

Assuming an F-Factor of 198.025 standard cubic feet of exhaust per pound of fuel combusted @ 12% CO<sub>2</sub>, a maximum natural gas usage of 21,263 lbs /hr, and an estimated maximum particulate matter emission rate of 3 lbs/hr, combustion particulate at maximum load are estimated to be:

$$\text{Grain loading} = [(3 \text{ lbs/hr})(7,000 \text{ gr/lb})] / (198.025 \text{ scft/lb fuel})(21,263 \text{ lbs fuel/hr}) = 0.002 \text{ gr/dscf}$$

This is well below the Rule 53 emission limit of 0.1 gr/dscf. Therefore the turbine is expected to comply with this rule.

For the natural gas black start engine, the grain loading is estimated to be:

$$\text{Grain loading} = [(0.07 \text{ lbs/hr})(7,000 \text{ gr/lb})] / (198.025 \text{ scft/lb fuel})(321.9 \text{ lbs fuel/hr}) \\ = 0.008 \text{ gr/dscf}$$

The black start engine is in compliance with this rule requirement.

**Rule 68 –Oxides of Nitrogen from Fuel Burning Equipment:**

This rule limits NOx emissions from any fuel burning equipment to less than 125 ppmv calculated at 3% oxygen on a dry basis. However, since this equipment is subject to the more stringent requirements of Rule 69.3.1, the equipment is exempt from Rule 68.

**Rule 69.3-Stationary Gas Turbines – Reasonably Available Control Technology:**

This rule limits NOx emissions from gas turbines greater than 0.3 MW to 42 ppm at 15% oxygen when fired on natural gas. The rule also specifies monitoring and record keeping requirements. Startups, shutdowns, and fuel changes are defined by the rule and excluded from compliance with these limits.

The proposed turbines for this project will be equipped with water injection and SCR for control of NOx. Emissions are required to be far below 42 ppm. Compliance with this rule is expected.

**Rule 69.3.1 – Stationary Gas Turbines – Best Available Retrofit Control Technology:**

This rule limits NOx emissions from gas turbines greater than 10 MW to  $15 \times (E/25)$  ppm when operating uncontrolled and  $9 \times (E/25)$  ppm at 15% oxygen when operating with controls and averaged over a 1-hour period. E is the thermal efficiency of the unit. The rule also specifies monitoring and record keeping requirements. Startups, shutdowns are defined by the rule and excluded from compliance with these limits.

The thermal efficiency for this combustion turbine is approximately 37 %. Therefore the maximum allowable uncontrolled NOx concentration is 22.2 ppmv based on 1-hr averaging

period at 15% oxygen and the maximum allowable controlled NO<sub>x</sub> concentration is 13.3 ppmvd. The proposed turbines for this project will be equipped with water injection and SCR controls for NO<sub>x</sub>. Emissions are expected to be far below 13.3 ppmvd. Compliance with this rule is expected.

Emissions above these levels during the commissioning period could occur during shakedown and testing of the turbines and control equipment. Emission excursions above these levels during the commissioning period are authorized for up to 200 hours. Authority to Construct conditions will limit commissioning operation to less than 200 hours. Once the control equipment has been installed and commissioned, this equipment is expected to comply with these limits.

**Rule 69.4.1: Stationary Reciprocating Internal Combustion Engines – Best Available Retrofit Control Technologies.**

Rule 69.4.1 (d)(1) and San Diego APCD permitting policy require both natural gas fueled and diesel fueled emergency standby engines to meet NO<sub>x</sub> emission standard of 6.9 g/bhp-hr. The natural gas fueled black start engine has NO<sub>x</sub> emission at 1.5 g/bhp-hr; the emergency fire pump engine has NO<sub>x</sub> emission at 3.84 g/bhp-hr.

Rule 69.4.1(d)(2) requires all engines subject to this rule to meet CO emission standard of 4500 ppmv at 15% oxygen. The black start engine has CO emission at 314 ppmv at 15% O<sub>2</sub>. The fire pump engine has CO emissions at 106.8 ppmv @15% oxygen.

Rule 69.4.1(d)(3) requires all rich burn engines subject to this rule to meet VOC emission standard of 250 ppmv at 15% oxygen. The black start engine has VOC emission at 38 ppmv at 15% O<sub>2</sub>.

Rule 69.4.1(d)(4) requires diesel engines to use only California Diesel fuel. Use of CARB diesel fuel is specified on permit conditions.

Rule 69.4.1(e)(3) requires installation of non-resettable totalizing meter or non-resettable hour meter. Both engines have hour meters.

Rule 69.4.1 requires engine operators to conduct periodic maintenance of the engine and its control system in accordance with a procedure recommended by the manufacturer or approved by the District. This requirement is included in the engines permit conditions.

Rule 69.4.1(g)(1)(v), (vi) requires the engine operator to keep records of California Diesel fuel certification and engine maintenance procedure. Compliance with this requirement is verified through recordkeeping.

Rule 69.4.1(g)(2) requires the engine operator to maintain an operating log of the dates and times of engine operation, of the total cumulative hours of operation per calendar year, and of engine periodic maintenance. Compliance with this requirement is verified through recordkeeping.

Rule 69.4.1(g)(6) requires all records to be kept on site for at least three years and made available to the District upon request. Compliance with this requirement is verified through recordkeeping.

Rule 69.4.1(i)(1) exempts emergency standby engines from periodic source testing.

#### **Rule 1200 - Toxic New Source Review**

Rule 1200 New Source Review for Toxic Air Contaminants requires that a Health Risk Assessment (HRA) be performed if the emissions of toxic air contaminants will increase. A detailed HRA is necessary if toxics emissions exceed District de minimis levels. Toxic Best Available Control Technology (TBACT) must be installed if the HRA shows a cancer risk



greater than one in a million. Additional requirements apply if the cancer risk is expected to exceed ten in a million.

An HRA was performed using EPA AP-42 emission factors and California Air Toxics Emission Factors (CATEF) for toxic air contaminant emissions from the project, which include the two combustion turbines, the black start engine and the emergency fire pump engine. The health risk was determined to be less than one in a million at all the receptors located beyond the plant boundary. The health risk analysis of this project is discussed in Appendix B of this document.

The applicant also addressed potential air toxic emissions associated with the use of reclaimed water in the cooling tower. The applicant identifies the compounds that will occur in the water; treatment of this water to meet standards for discharge, and further treatment of the water for pH balance, biocide, scale and corrosion control; cooling tower drift eliminator. After review, the District has determined that toxic air contaminant emissions from the cooling tower will not cause a significant health risk, and will not cause overall project risks to be above 1 in a million.

#### **Regulation XIV – Title V Operating Permits**

Rule 1401 of District Regulation XIV on Title V Operating Permit includes any emission source subject to the acid rain provisions of Title IV of the Federal Clean Air Act as being subject to the Title V Operating Permit program. This combustion turbine is subject to the acid rain provision, therefore, a Title V application will be submitted to the District for evaluation.

#### **NESHAPS ( National Emissions Standards for Hazardous Air Pollutants)**

##### 40 CFR Part 63 Subpart YYYY – National Emissions Standards for Hazardous Air Pollutants for Stationary Combustion Turbines

This subpart establishes national emission limitations and operating limitations for hazardous air pollutants (HAP) emissions from stationary combustion turbines located at major sources

of HAP emissions, and requirements to demonstrate initial and continuous compliance with the emissions and operating limitations. This project is not subject to the requirements of NESHAP since the site is not a major source of HAPs.

**ATCM (Airborne Toxic Control Measures)**

The emergency diesel fire pump engine is subject to the Airborne Toxic Control Measure (ATCM) for Stationary Compression Ignition Engines.

Section § 93115.5 (a)(1) requires that by January 1, 2006, no owner or operator of a new stationary CI engine shall fuel the engine with any fuel unless the fuel is one of the following: CARB Diesel Fuel; or an alternative diesel fuel that meets the requirements of the Verification Procedure; or an alternative fuel; or CARB Diesel Fuel used with fuel additives that meets the requirements of the Verification Procedure; or any combination of the above fuels. This engine is required to use only CARB Diesel Fuel.

Section § 93115.6(a)(1) requires that no owner or operator shall operate a new stationary emergency standby diesel-fueled CI engine for non-emergency use, including maintenance and testing, during the following periods: whenever there is a school sponsored activity, if the engine is located on school grounds; and between 7:30 am and 3:30 pm on days when school is in session' if the engine is located within 500 feet of school grounds. Compliance is required through permit conditions.

Section § 93115.6(a)(3)(A)(1) requires that new stationary emergency standby diesel-fueled engines (>50 bhp) shall emit diesel PM at a rate less than or equal to 0.15 g/bhp-hr; or meet the current model year PM standards specified in the Off-Road Compression Ignition Engine Standards for off-road engines with the same maximum rated power (title 13 CCR, section 2423), whichever is more stringent; and not operate more than 50 hours per year for maintenance and testing purposes. This engine PM emission rate is 0.09 g/bhp-hr. The engine is limited to 50 hours per year for testing and maintenance operation.

Section § 93115.6(a)(3)(B) requires that new stationary emergency standby diesel-fueled engines (>50 bhp) meet the HC, NOx, NMHC+NOx, and CO standards for off-road engines

of the same model year and maximum rated power as specified in the Off-Road Compression-Ignition Engine Standards (title 13, CCR, section 2423). If no standards have been established for an off-road engine of the same model year and maximum rated power as the new stationary emergency standby diesel-fueled CI engine, then the new stationary emergency standby diesel-fueled CI engine shall meet the Tier 1 standards in title 13, section 2423 for an off-road engine of the same maximum rated power, irrespective of the new stationary emergency standby diesel-fueled CI engine's model year. This engine meets the Tier 2 HC, NO<sub>x</sub>, NMHC + NO<sub>x</sub> and CO standards for off-road engine of the 2004 model year.

Section § 93115.10(a) requires each owner or operator of new and in-use stationary CI engines, including non-diesel-fueled CI engines, to submit to the District APCO information on: owner/operator contact information; engine information; fuel used; operation information; receptor information; and whether the engine is included in an existing AB2588 emission inventory. The District may exempt the owner or operator from providing all or part of this information if there is a current record of the information in the owner or operator's permit to operate, permit application, or District records. This information has been provided by applicant in application for permit to operate.

Section § 93115.10(e) requires that a non-resettable hour meter with a minimum display capability of 9,999 hours shall be installed upon engine installation, or by no later than January 1, 2005, on all engines subject to all or part of the emission standards requirements, unless the District determines on a case-by-case basis that a non-resettable hour meter with a different minimum display capability is appropriate in consideration of the historical use of the engine and the owner or operator's compliance history. This engine has an hour meter.

Section § 93115.10(g)(1) requires each owner or operator of an emergency standby diesel-fueled CI engine to keep records and prepare a monthly summary that lists and documents the nature of use for emergency use hours, maintenance and testing hours, initial start-up testing hours, and records of fuel type. Compliance is required through permit conditions

Section § 93115.10(g)(2) requires all records to be retained for a minimum of 36 months. Records for the prior 24 months shall be retained on-site, and made immediately available to District staff upon request. Records for the prior 25 to 36 months shall be made available to District staff within 5 working days from request. Compliance is required through permit conditions

Section § 93115.13 requires that upon approval by the District APCO, the following sources of data may be used in whole or in part to meet the emission data requirements:

- A. Off road engine certification test data for the stationary diesel-fueled CI engine.
- B. Engine manufacturer test data.
- C. Emission test data from a similar engine, or
- D. Emission test data used in meeting the requirements of the Verification Procedure for the emission control strategy implemented.

Engine manufacturer emission data were used to verify compliance with emission standard requirements.

### **New Source Performance Standards (NSPS)**

40 CFR Part 60- Subpart KKKK- National Standards of Performance for New Stationary Combustion Turbines. This new source performance standard requires stationary combustion turbines with a heat input equal to or greater than 10 MMBtu/hour based on the high heating value of the fuel to comply with NO<sub>x</sub> and SO<sub>2</sub> emission standards. Although the San Diego Air Pollution Control District has not yet been delegated the authority to enforce this subpart, compliance with the performance standards is expected.

§60.4320 requires new combustion turbines firing natural gas with a heat input rate between 50 MMBtu/hour and 850 MMBtu/hour to comply with NO<sub>x</sub> standard of 25 ppm at 15% O<sub>2</sub>. The proposed combustion turbine is guaranteed to meet 25 ppmv of NO<sub>x</sub> at 15% O<sub>2</sub>. With SCR as post-combustion emission control, NO<sub>x</sub> emission from this combustion turbine is controlled to 2.5 ppm at 15% O<sub>2</sub>. Emissions during startup and shutdown are also expected to comply with 25 ppmv at 15% O<sub>2</sub>.

§60.4330 prohibits sulfur dioxide emissions from combustion turbine in excess of 0.90 lbs/MW-hour gross output or 0.060 lbs/MMBtu heat input. SO<sub>2</sub> emission from the proposed combustion turbine is 0.002 lbs/MMBtu.

§60.4335 requires turbine using water injection to install, certify, maintain and operate a continuous emission monitoring system (CEMs) consisting of a NO<sub>x</sub> monitor and a diluent gas (oxygen) or carbon dioxide monitor to determine the hourly NO<sub>x</sub> emission rate in parts per million or pounds per MMBtu. Turbines complying with input-based standards shall install calibrate, maintain and operate a fuel flow meter to measure heat input. Turbines complying with output-based standards shall install, calibrate, maintain and operate a watt meter to measure the gross electrical output in megawatt-hours. The proposed combustion turbine is equipped with a CEM system to monitor NO<sub>x</sub> and CO emissions in parts per million and oxygen content in the exhaust gas.

§60.4345 requires the CEM system to be installed and certified according to Performance Specification 2 in Appendix B to this part, or according to Appendix A of part 75 of this chapter. Each fuel meter and watt meter shall be installed, calibrated, maintained and operated according to the manufacturer's instructions. The turbine operator shall develop and keep on site a QA plan for all continuous monitoring equipment. The CEM system for this combustion turbine is required to go through Relative Accuracy Test Audit (RATA) and all other required certification tests in accordance with 40 CFR Part 75 Appendix A and B. Continuous monitoring equipment are required to be installed, calibrated, maintained and operated according to manufacturer's recommendations in a protocol approved by the District and maintained on site.

§ 60.4355 requires turbine operator to develop and keep on site a parameter monitoring plan which explain the procedures used to document proper operation of the NO<sub>x</sub> emission controls. The plan shall include the indicators to be monitored and show there is significant relationship to emissions and proper operation of the NO<sub>x</sub> emission controls. The plan shall pick ranges of the indicators or describe the process by which such range will be established. The plan shall describe the frequency of monitoring and the data collection procedures. The

proposed turbines are required to have continuous monitors to measure fuel flow rate, heat input rate, power output, exhaust gas flow rate, exhaust temperature, which are all operating parameters relating to NO<sub>x</sub> emissions. The monitors are installed, calibrated and maintained in accordance with a protocol approved by the District.

§ 60.4365 exempts the requirement to monitor total sulfur content of the fuel if it can be demonstrated through a valid purchase contract, tariff sheet or transportation contract for the fuel that total sulfur content of natural gas used is 20 grains of sulfur or less per 100 standard cubic feet. Sulfur content of natural gas fuel used in this turbine is 0.75 grains per 100 cubic feet of gas. Quarterly records of natural gas sulfur content are to be kept on site to satisfy this requirement.

§ 60.4350 requires turbine operator to use data from the CEMs system to identify excess emissions in accordance with specific procedure. Requirements will be included in the Authority to Construct conditions.

§ 60.4375 requires submittal of reports of excess emissions and monitor downtime for all periods of unit operation, including startup, shutdown and malfunction. For turbine undergoing annual performance tests, report of each performance test must be submitted by 60 days following completion of the test. Reports on the CEM system are to be submitted in accordance with Rule 19.2 requirements and CEM protocol approved by the district.

§60.4400 requires that initial performance test and annual NO<sub>x</sub> performance test be conducted in accordance with the outline methodologies. This combustion turbine is required to be source tested initially and annually to demonstrate compliance with NO<sub>x</sub>, CO, VOC, and ammonia emission standards. The source tests are to be conducted in accordance with the applicable EPA test methods and applicable requirements of 40 CFR 75 Appendix B.

#### 40CFR Part 72- Subpart A – Acid Rain Program

This part establishes general provisions and operating permit program requirements for sources and units affected under the Acid Rain program, pursuant to Title IV of the Clean Air

Act. The proposed combustion turbine is affected by this Acid Rain Program as a utility unit in accordance with Section 72.6(a).

#### 40CFR Part 72- Subpart C – Acid Rain Permit Applications

This subpart requires any source with an affected unit to submit a complete Acid Rain permit application by the applicable deadline. Requirement for submittal of Acid Rain Program application will be included in the Authority to Construct for the proposed combustion turbine.

#### 40CFR Part 73- Sulfur Dioxide Allowance System

This part establishes the requirements and procedures for the allocation of sulfur dioxide emission allowances; the tracking, holding and transfer of allowances; the deduction of allowances for purposes of compliance and for purposes of offsetting excess emissions pursuant to Parts 72; the sale of allowances through EPA-sponsored auctions and a direct sale; the application for allowances from the Conservation and Renewable Energy Reserve; and the application for allowances for desulfurization of fuel by small diesel refineries. Requirements from this part will be included in evaluation for the Acid Rain program application required by Part 72.

#### 40CFR Part 75 – Continuous Emission Monitoring

This part established requirements for the monitoring, recordkeeping, and reporting of SO<sub>2</sub>, NO<sub>x</sub>, and CO<sub>2</sub> emissions, volumetric flow, and opacity data from emission units under the Acid Rain Program. The regulations include general requirements for the installation, certification, operation, and maintenance of continuous emission or opacity monitoring systems, certification tests and procedures, and quality assurance tests and procedures. Subpart B on Monitoring Provisions established general operating requirements for the monitoring systems. Subpart C establishes requirements on initial certification and recertification procedures. Subparts F and G establish requirements on recordkeeping and reporting requirements. All applicable requirements are included in the Authority to Construct conditions.

## **VI. ADDITIONAL ISSUES**

After construction of the equipment has been completed, the applicant will be allowed a commissioning period of 200 hours for each turbine. During the initial startup, certain emissions standards must remain in effect. These include the aggregate emissions during commissioning period for the five criteria pollutants, the hourly mass emission limits for NO<sub>x</sub> and CO to ensure there will be no violation of any state or national ambient air quality standards. If the permanent CEMS are not functional at the time of initial startup, the applicant will be required to use a portable CEMS unit which has been calibrated to monitor initial startup of the turbines.

Once the emissions control equipment has been installed and is in good working order, the turbines must meet all BACT standards and permit requirements. CEMS and source testing will be used to show compliance with these standards.

## **CONCLUSIONS AND RECOMMENDATIONS**

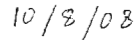
A Determination of Compliance confers the same rights and privileges as an Authority to Construct only when and if the California Energy Commission (CEC) approves the Application For Certification, and the CEC certificate includes all conditions of the Determination of Compliance as proposed by the Air Pollution Control Officer.

If operated in accordance with the conditions specified in this Final Determination of Compliance, this equipment is expected to operate in compliance with all Rules and Regulations of the San Diego County Air Pollution Control District.






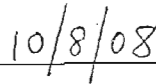
Project Engineer



Date



Senior Engineer Approval



Date

## **VII. PROPOSED AUTHORITY TO CONSTRUCT CONDITIONS**

### General Conditions

1. This equipment shall be properly maintained and kept in good operating condition at all times.
2. The applicant shall operate the project in accordance with all data and specifications submitted with the application.
3. The applicant shall provide access, facilities, utilities, and any necessary safety equipment for source testing and inspection upon request of the Air Pollution Control District.
4. The applicant shall obtain any necessary District permits for all ancillary combustion equipment including emergency engines, prior to on-site delivery of the equipment.
5. The exhaust stacks for the combustion turbine shall be at least 80 feet in height above site base elevation.
6. The unit shall be fired on Public Utility Commission (PUC) quality natural gas. The permittee shall maintain, on site, quarterly records of the natural gas sulfur content (grains of sulfur compounds per 100 dscf of natural gas) and the higher and lower heating values (btu/scf) of the natural gas; and provide records to District personnel upon request.
7. Pursuant to 40 CFR 72.30(b)(2)(ii) of the Federal Acid Rain Program, the applicant shall submit to the District and provide a copy to EPA Region IX, an application for a Title IV Operating Permit at least 24 months prior to commencement of operation, unless otherwise directed in writing by EPA region IX.

8. The applicant shall submit an application to the District for a Federal (Title V) Operating Permit, in accordance with District Regulation XIV within 12 months after initial startup of this equipment.
9. The applicant shall comply with all applicable provisions of 40 CFR 73, including requirements to offset, hold and retire SO<sub>2</sub> allowances.
10. The total combined unit operating hours for the combustion turbines of Permit No. 985708 and 985711 shall not exceed 6,400 hours per calendar year. Unit operating hour is defined in 40CFR 72.2. (NSR)
11. Operation of each turbine under startup and shutdown conditions shall not exceed 200 hours per year.
12. The permittee shall comply with the applicable requirements in 40 CFR Parts 60, 72, 73, and 75.
13. Power output (net MW) from each turbine generator of Permit No. 985708 and 985711 to the grid shall not exceed 49.8 MW. (NSR)

Emission limits

14. For purposes of determining compliance based on source testing, the average of three subtests shall be used. For purposes of determining compliance with emission limits based on the CEMS, data collected in accordance with the CEMS protocol shall be used and averaging periods shall be as specified herein.

15. For each emission limit expressed as pounds per hour or parts per million based on a one-hour averaging period, compliance shall be based on each rolling continuous one-hour period using continuous emission data collected at least once every 15 minutes.

16. During startup, the emissions from each turbine shall not exceed the following emission limits as determined by the continuous emission monitoring system (CEMs), continuous monitor and/or District-approved emission testing. Compliance with each limit shall be based on a 1-hour averaging period.

| <u>Pollutant</u>   | <u>Limit, lbs/hour</u> |
|--|------------------------|
| Oxides of Nitrogen (NO <sub>x</sub> ), calculated as NO <sub>2</sub> | 20.9                   |
| Carbon Monoxide (CO)   | 19.6                   |
| Volatile Organic Compounds (VOC)                                     | 3.3                    |

17. During shutdown, the emissions from each turbine shall not exceed the following emission limits as determined by the continuous emission monitoring system (CEMs), continuous monitor and/or District-approved emission testing. Compliance with each limit shall be based on a 1-hour averaging period

| <u>Pollutant</u>   | <u>Limit, lbs/hour</u> |
|--|------------------------|
| Oxides of Nitrogen (NO <sub>x</sub> ), calculated as NO <sub>2</sub> | 16.5                   |
| Carbon Monoxide (CO)   | 27.8                   |
| Volatile Organic Compounds (VOC)                                     | 4.5                    |

18. The emissions concentration of oxides of Nitrogen (NO<sub>x</sub>), calculated as nitrogen dioxide (NO<sub>2</sub>), shall not exceed 2.5 parts per million by volume on a dry basis (ppmvd) corrected to 15% oxygen and averaged over one hour period. Compliance with these limits shall be demonstrated continuously based on the CEMs data and at the time of the initial source test calculated as the average of three subtests. This limit shall not apply during the initial commissioning period or startup and shutdown periods as defined herein.

19. The emissions concentration of CO from the unit exhaust stack shall not exceed 6 parts per million volume on a dry basis (ppmvd) corrected to 15% oxygen and averaged over one hour period. Compliance with this limit shall be demonstrated at the time of the initial source test and continuously based on the CEMs data and based upon source testing calculated as the average of three subtests. This limit shall not apply during the initial commissioning period or startup and shutdown periods.

20. The VOC concentration, calculated as methane, measured in the exhaust stack, shall not exceed 2.0 ppmvd corrected to 15% oxygen. Compliance with this limit shall be demonstrated by source testing, calculated as the average of three subtests. This limit shall not apply during the initial commissioning period or startup and shutdown periods.

21. The emissions from each turbine shall not exceed the following emission limits, except during the initial commissioning period, startup and shutdown conditions, as determined by the continuous emission monitoring system (CEMs), continuous monitor and/or District-approved emission testing, calculated as the average of three subtests. Compliance with each limit shall be based on a 1-hour averaging period.

| <u>Pollutant</u>                            | <u>Limit, lbs/hour</u> |
|---|------------------------|
| Oxides of Nitrogen (NOx), calculated as NO2 | 4.3                    |
| Carbon Monoxide (CO)                        | 6.1                    |
| Volatile Organic Compounds (VOC)            | 1.3                    |

22. The emissions from each turbine shall not exceed the following emission limits, except during the initial commissioning period, as determined by the continuous emission monitoring system (CEMs), continuous monitor and/or District-approved emission testing, calculated as the average of three subtests. Compliance with each limit shall be based on a 1-hour averaging period.

| <u>Pollutant</u>                            | <u>Limit, lbs/day</u> |
|---|-----------------------|
| Oxides of Nitrogen (NOx), calculated as NO2 | 137.1                 |
| Carbon Monoxide (CO)                        | 179.9                 |

Volatile Organic Compounds (VOC) 35.4

23. The emissions from each turbine shall not exceed the following emission limits, except during the initial commissioning period, as determined by the continuous emission monitoring system (CEMs), continuous monitor and/or District-approved emission testing, calculated as the average of three subtests. Compliance with each limit shall be based on a 1-hour averaging period.

| <u>Pollutant</u>   | <u>Limit, tons/year</u> |
|--|-------------------------|
| Oxides of Nitrogen (NO <sub>x</sub> ), calculated as NO <sub>2</sub> | 8.5                     |
| Carbon Monoxide (CO)   | 11.3                    |
| Volatile Organic Compounds (VOC)                                     | 2.2                     |

24. Emissions of particulate matter less than 10 microns (PM<sub>10</sub>) shall not exceed 3.0 lbs per hour. Compliance with this limit shall be demonstrated based upon source testing calculated as the average of three subtests.

25. Ammonia emissions from each turbine shall not exceed 5 parts per million volume on a dry basis (ppmvd) corrected to 15% oxygen. This limit shall not apply during the commissioning period or startup and shutdown periods. Compliance with this limit shall be demonstrated through source testing calculated as the average of three subtests and utilizing one of the following procedures:

a. Calculate daily ammonia emissions using the following equation:

$$\text{NH}_3 = ((a - (b * c / 1,000,000)) * (1,000,000 / b)) * d$$

Where: a = ammonia injection rate (lbs/hour) / (17.0 lbs/lb-mole),

b = exhaust flow rate at 15% oxygen / (29 lbs/lb-mole)

c = change in measured NO<sub>x</sub> concentration (ppmvd @ 15% Oxygen)

across the catalyst,

d = ratio of measured ammonia slip to calculate ammonia slip as derived during compliance testing.

b. Other calculation method using measured surrogate parameters to determine the daily ammonia emissions in ppmvd @15% oxygen, as approved by the District.

26. When operating without SCR or oxidation catalyst during the initial commissioning period, the emissions from the turbine shall not exceed 50 pounds per hour of oxides of nitrogen (NO<sub>x</sub>), calculated as nitrogen dioxide and measured over each clock hour period. (Rule 20.3(d)(2)(i))
27. When operating without SCR or oxidation catalyst during the initial commissioning period, the total emissions from the turbine shall not exceed 43.9 pounds per hour of carbon monoxide (CO), measured over each clock hour period. (Rule 23(d)(2)(i))
28. Visible emissions from the lube oil vents and the exhaust stack of the unit shall not exceed 20% opacity for more than three (3) minutes in any period of 60 consecutive minutes. (Rule 50)
29. Total aggregate emissions from all stationary emission units at this stationary source, except emissions or emission units excluded from the calculation of aggregate potential to emit as specified in Rule 20.1 (d) (1), shall not exceed the following limits in each rolling 12-calendar month period. The total aggregate emissions shall include emissions during all times that the equipment is operating, including but not limited to, emissions during periods of commissioning, startup, shutdown and tuning.
- |   |               |
|---|---------------|
| i. Oxides of Nitrogen (NO <sub>x</sub> ): | 50 tons/year  |
| ii. Carbon Monoxide (CO):                 | 100 tons/year |
| iii. Volatile Organic Compounds (VOC):    | 50 tons/year  |
| iv. Oxides of Sulfur (SO <sub>x</sub> ):  | 100 tons/year |
30. The emissions of any single federal Hazardous Air Pollutant (HAP) shall not equal or exceed 10 tons, and the aggregate emissions of all federal HAPs shall not equal or exceed 25 tons in any rolling 12-calendar month period. Compliance with these single and aggregate HAP limits shall be based on a methodology approved by the District for the purpose of calculating HAP emissions for this permit. If emissions exceed these limits, the permittee shall apply to amend permit to reflect applicable federal Maximum Achievable Control Technology (MACT) standards and requirements in

accordance with applicable provisions (including timing requirements) of 40 CFR Part 63.

Ammonia - SCR

31. At least 90 days prior to the start of construction, the applicant shall submit to the District the final selection, design parameters and details of the selective catalytic reduction (SCR) and oxidation catalyst emission control systems. Such information may be submitted to the District as trade secret and confidential pursuant to District Rules 175 and 176.
32. Before operating an SCR system, continuous monitors shall be installed on each SCR system to monitor or calculate, and record the ammonia injection rate (lbs/hour) and the SCR catalyst temperature (°F). The monitors shall be installed, calibrated and maintained in accordance with a District approved protocol. This protocol, which shall include the calculation methodology, shall be submitted to the District for written approval at least 60 days prior to initial startup of the gas turbines with the SCR system. The monitors shall be in full operation at all times when the turbine is in operation.
33. Except during periods when the ammonia injection system is being tuned or one or more ammonia injection systems is in manual control (for compliance with applicable permits), the automatic ammonia injection system serving the SCR shall be in operation in accordance with manufacturer's specifications at all times when ammonia is being injected into the SCR. Manufacturer specifications shall be maintained on site and made available to district personnel upon request.
34. The concentration of ammonia solution used in the ammonia injection system shall be less than 20% ammonia by weight. Records of ammonia solution concentration shall be maintained on site and made available to district personnel upon request.



### Definitions

35. For the purposes of this Authority to Construct, startup conditions shall be defined as the time fuel flow begins until the time that the unit complies with the emission limits specified in this Authority to Construct but in no case exceeding 30 minutes per occurrence. Shutdown conditions shall be defined as the time preceeding the moment at which fuel flow ceases and during which the unit does not comply with the emission limits specified in this Authority to Construct but in no cases exceeding 30 minutes per occurrence. The Data Acquisition and Recording System (DAS), as required by 40 CFR75, shall record these events. This condition may be modified by the District based on field performance of the equipment.
36. A CEMS protocol is a document approved in writing by the APCD M&TS division that describes the Quality Assurance and Quality Control procedures for monitoring, calculating and recording stack emissions from the unit.
37. Tuning is defined as adjustments to the combustion system that involves operating the unit in a manner such that the emissions control equipment may not be fully effective or operational. Only one gas turbine will be tuned at any given time. Tuning events shall not exceed 480 minutes in a calendar day nor exceed 40 hours in a calendar year. The District compliance division shall be notified at least 24 hours in advance of any tuning event.

### Testing

38. The applicant shall submit the proposed protocol for the source test 60 days prior to the proposed source test date to the District for approval. The applicant shall notify the District no later than 45 days prior to the proposed source test date and time.

39. At least 60 days prior to initial startup of the gas turbines, the applicant shall submit a source test protocol to the District for approval. The source test protocol shall comply with the following requirements:

- a. Measurements of NOX, CO, and O2 emissions shall be conducted in accordance with U.S. Environmental Protection Agency (EPA) methods 7E, 10, and 3A, respectively, and district Source Test, method 100, or alternative methods approved by the District and EPA;
- b. Measurement of VOC emissions shall be conducted in accordance with EPA Methods 25A and/or 18, or alternative methods approved by the District and EPA;
- c. Measurements of PM-10 emissions shall be conducted in accordance with EPA Methods 201A and 202 or alternative methods approved by the district and EPA;
- d. Measurements of ammonia emissions shall be conducted in accordance with Bay Area Air Quality Management District ST-1B or an alternative method approved by the District and EPA;
- e. Source testing shall be performed at the most frequently used load level, as specified in 40 CFR part 75 Appendix A Section 6.52.1.d, provided it is not less than 80% of the unit's rated load unless it is demonstrated to the satisfaction of the district that the unit cannot operate under these conditions. If the demonstration is accepted, then emissions source testing shall be performed at the highest achievable continuous level power level.
- f. Measurements of opacity shall be conducted in accordance with EPA Method 9 or an alternative method approved by the District and EPA
- g. Measurement of fuel flow shall be conducted in accordance with an approved test protocol.

40. Each turbine shall be equipped with continuous monitors to measure or calculate, and record, the following operational characteristics of each unit:

-42-

- i. Hours of operation (hours),
- ii. Natural gas flow rate (scfh),
- iii. Heat input rate (MMBtu /hr),
- iv. Exhaust gas flow rate (dscfm),
- v. Exhaust gas temperature (°F), and
- vi. Power output (gross MW).
- vii. Water( for NO<sub>x</sub> control) injection rate (lbs/hour) if equipped with water injection.

41. At least 60 days prior to the initial startup of the gas turbines, the applicant shall submit a turbine operation monitoring protocol, which shall include relevant calculation methodologies to the District for written approval. The monitors shall be installed, calibrated, and maintained in accordance with the protocol. The monitors should be in full operation at all times when the turbine is in operation. Calibration records for the continuous monitors shall be maintained on site and made available to the district upon request. The applicant shall make the site available for inspection of the turbine operation monitors and monitor maintenance records by representatives of the District, CARB, and the Energy Commissions.

42. The exhaust stacks for each turbine shall be equipped with source test ports and platforms to allow for the measurement and collection of stack gas samples consistent with all approved test protocols. The ports and platforms shall be constructed in accordance with District Method 3A, Figure 2, and approved by the District.

43. This unit shall be source tested to demonstrate compliance with the NO<sub>x</sub>, CO, VOC, and ammonia emission standards of this permit, using District approved methods. The source test and the NO<sub>x</sub> and CO Relative Accuracy Test Audit (RATA) tests shall be conducted in accordance with the applicable RATA frequency requirements of 40 CFR75, appendix b, sections 2.3.1 and 2.3.3.

44. A Relative Accuracy Test Audit (RATA) and all other required certification tests shall be performed and completed on the CEMS in accordance with applicable provisions of 40 CFR part 75 Appendix A and B performance specifications. At least 30 days prior to the test date, the applicant shall submit a test protocol to the District for approval. Additionally, the District shall be notified a minimum of 21 days prior to the test so that observers may be present.
45. If source testing will be performed by an independent contractor and witnessed by the District, a source test protocol shall be submitted to the District for written approval at least 30 days prior to source testing.
46. Within 45 days after completion of the source test or RATA, a final test report shall be submitted to the District for review and approval.

#### CEMS

47. The applicant shall comply with the continuous emission monitoring requirements of 40 CFR Part 75.
48. At least 60 days prior to initial startup of the gas turbines, the applicant shall submit a turbine monitoring protocol to the District for written approval. The applicant shall make the site available for inspection of the turbine operation monitors and monitor maintenance records by representatives of the District, CARB, and the Energy Commission.
49. At least 60 days prior to initial startup of the gas turbines, the applicant shall submit a protocol to the District, for written approval, that show how the permanent CEMs will be able to meet all District monitoring requirements and measure NO<sub>x</sub> emissions at a level of 2.5 ppmv.

50. At least 60 days prior to the operation of the permanent CEMs, the applicant shall submit a CEMs operating protocol to the District for written approval. The applicant shall make the site available for inspection of the CEMs and CEMs maintenance records by representatives of the District, CARB, and the Energy Commission.
51. A monitoring plan in conformance with 40 CFR 75.53 shall be submitted to U.S EPA Region 9 and the District at least 45 days prior to the Relative Accuracy Test Audit test, as required in 40 CFR 75.62.
52. No later than 90 days after each unit commences commercial operation (defined for this condition as the instance when power is sold to the grid), a Relative Accuracy Test Audit (RATA) and other required certification tests shall be performed and completed on the CEMs in accordance with 40 CFR Part 75 Appendix A Specifications and Test Procedures. At least 60 days prior to the test date, the applicant shall submit a test protocol to the District for written approval. Additionally, the District shall be notified a minimum of 45 days prior to the test so that observers may be present. Within 30 days of completion of this test, a written test report shall be submitted to the District for approval.
53. The oxides of nitrogen (NOX) and oxygen (O<sub>2</sub>) CEMS shall be certified and maintained in accordance with applicable Federal Regulations including the requirements of Sections 75.10 and 75.12 of Title 40, Code of Federal Regulations Part 75 (40 CFR 75), the performance specifications of Appendix A of 40 CFR 75, the quality assurance procedures of Appendix B of 40 CFR 75 and the CEMS protocol approved by the District. The carbon monoxide (CO) CEMS shall be certified and maintained in accordance with 40 CFR 60, Appendices B and F, unless otherwise specified in this permit, and the CEMS protocol approved by the District.
54. Continuous emission monitoring system (CEMS) shall be installed and properly maintained and calibrated to measure, calculate and record the following, in accordance with the District approved CEMS protocol:

- a. Percent oxygen (O<sub>2</sub>) in the exhaust gas (%);
- b. Average concentration of oxides of nitrogen (NO<sub>X</sub>) for each continuous rolling 3-hour period, in parts per million (ppmv) corrected to 15% oxygen;
- c. Average concentration of carbon monoxide (CO) for each continuous rolling 3-hour period, in parts per million (ppmv) corrected to 15% oxygen;
- d. Annual mass emissions of oxides of nitrogen (NO<sub>X</sub>), in tons;
- e. Annual mass emission of carbon monoxide (CO), in tons.
- f. Natural gas flow rate to turbine in hscf/hr.

55. The CEMS shall be in operation in accordance with the district approved CEMS monitoring protocol at all times when the turbine is in operation. A copy of the District approved CEMS monitoring protocol shall be maintained on site and made available to District personnel upon request.

56. When the CEMS is not recording data and the turbine is operating, hourly NO<sub>x</sub> emissions for the annual emission calculations shall be determined in accordance with 40 CFR 75 Subpart C. Additionally, hourly CO emissions for annual emission calculations shall be determined using CO emission factors to be determined from source test emission factors and fuel consumption data, in terms of pounds per hour of CO for the gas turbine. Emission calculations used to determine hourly emission rates shall be reviewed and approved by the District, in writing, before the hourly emission rates are incorporated into the CEMS emission data.

57. Any violation of any emission standard as indicated by the CEMS shall be reported to the district's compliance division within 96 hours after such occurrence. (H&S Code)

58. The CEMS shall be maintained and operated, and reports submitted, in accordance with the requirements of rule 19.2 Sections (d), (e), (f) (1), (f) (2), (f) (3), (f) (4) and (f) (5), and a CEMS protocol approved by the District. 24368

59. An operating log or data acquisition and handling system (DAHS) records shall be maintained either on site or at a district-approved alternate location to record actual times and durations of all startups and shut-downs, quantity of fuel used (scf) and energy generated (MW-hr), (monthly and annually by calendar year), hours of daily operation and total cumulative hours of operation (monthly and annually by calendar year).
60. Except for changes that are specified in the initial approved NOx monitoring protocol or a subsequent revision to that protocol that is approved in advance, in writing by the District, the District shall be notified in writing at least thirty (30) days prior to any planned changes made in the CEMS /DAHS (including the programmable logic controller) software which affects the value of data displayed on the CEMS / DAHS monitors with respect to the parameters measured by their respective sensing devices or any planned changes to the software that controls the ammonia flow to the SCR. Unplanned or emergency changes shall be reported within 96 hours.
61. Fuel flowmeters with an accuracy of +/- 2% shall be maintained to measure the volumetric flow rate corrected for temperature and pressure. Correction factors and constants shall be maintained on site and made available to the district upon request. The fuel flowmeters shall meet the applicable quality assurance requirements of 40 CFR part 75, Appendix D, and Section 2.1.6.

### Commissioning

62. Beginning at initial startup of each turbine, a Commissioning Period for each turbine shall commence. The Commissioning Period shall end 120 days after initial startup or immediately after written acceptance of clear custody and control of the equipment is turned over to the applicant, or after not more than 200 hours of gas turbine operation whichever comes first. During the Commissioning Period, only the emission limits specified in conditions 63 and 64 shall apply.

63. During the Commissioning Period when operating without SCR or oxidation catalyst, the total aggregate NO<sub>x</sub> emissions from the equipment described in applications # 985708 and 985711 combined shall not exceed 100 pounds per hour, calculated as nitrogen dioxide and measured over each 1-clock hour period. This emission limit shall apply during all times the turbine is operating, including, but not limited to emissions during periods of commissioning, startup, shutdown, low load operation and tuning. (Rule 20.3(d)(2)(i))
64. During the Commissioning Period when operating without SCR or oxidation catalyst, the total aggregate CO emissions from the equipment described in applications # 985708 and 985711 combined shall not exceed 87.8 pounds per hour measured over each 1-clock hour period. This emission limit shall apply during all times that one or both turbines are operating, including, but not limited to emissions during periods of commissioning, startup, shutdown, low load operation and tuning. (Rule 20.3(d)(2)(i))
65. Within 120 days or 200 hours of gas turbine operation, whichever comes first, after initial startup of each turbine, the applicant shall install post-combustion air pollution control equipment to minimize emissions from this equipment. Once installed, the post-combustion air pollution control equipment shall be maintained in good condition and, with the exception of periods during startup and shutdown, shall be in full operation at all times when the turbine is in stable operation.
66. After the end of the Commissioning Period for each turbine, the applicant shall submit a written progress report to the District. This report shall include, a minimum, the date the Commissioning Period ended, the periods of startup, the emissions of NO<sub>x</sub> and CO during startup, and the emissions of NO<sub>x</sub> and CO during steady state operation. NO<sub>x</sub> and CO emissions shall be reported in both ppmv at 15 percent O<sub>2</sub> and lbs/hour. This report shall also detail any turbine or emission control equipment malfunction, upset, repairs, maintenance, modifications, or replacements affecting emissions of air contaminants that occurred during the Commissioning Period.



67. Only one combustion turbine shall undergo commissioning at a time.
  
68. For the purpose of the Determination of Compliance and Authority to Construct, the period described as “on-going” operation of the turbines shall commence immediately following the end of the Commissioning Period. Conditions Nos 21, 22 shall continue to apply during on-going operations.
  
69. Within 30 days after completion of the Commissioning Period, an initial emission source test shall be conducted by an independent, CARB approved tester at the project owner’s expense to show compliance with all applicable emission limits. A source test protocol shall be submitted to the District for written approval at least 60 days prior to source testing. The source test protocol shall comply with the following requirements:
  - a. Measurements of NO<sub>x</sub> and CO emission concentrations, and O<sub>2</sub> concentration shall be conducted in accordance with U.S. Environmental Protection Agency (EPA) methods 7E, 10, and 3A, respectively, and district Source Test, method 100, or alternative methods approved by the District and EPA;
  - b. Measurement of VOC emissions shall be conducted in accordance with EPA Methods 25A and/or 18, or alternative methods approved by the District and EPA;
  - c. Measurement of PM-10 emissions shall be conducted in accordance with EPA Method 201A and 202 or alternative methods approved by the District and EPA;
  - d. Measurements of ammonia emissions shall be conducted in accordance with Bay Area Air Quality Management District ST-1B or an alternative method approved by the District and EPA;
  - e. To determine compliance with NO<sub>x</sub>, CO, particulate matter and ammonia concentrations or emission limits of the equipment on this application, source testing shall be performed at the most frequently used load level, as specified in 40 CFR part 75 Appendix A Section 6.52.1.d, provided it is not

less than 80% of the unit's rated load unless it is demonstrated to the satisfaction of the district that the unit cannot operate under these conditions . If the demonstration is accepted, then emissions source testing shall be performed at the highest achievable continuous level power level.

- f. Measurement of opacity shall be conducted in accordance with EPA Method 9 or an alternative method approved by the District and EPA.
- g. Measurement of fuel flow shall be conducted in accordance with an approved test protocol.

70. The applicant shall submit the proposed protocol for the source test 60 days prior to the proposed source test date to both the District for approval. The applicant shall notify the District no later than 45 days prior to the proposed source test date and time.

#### Additional General Conditions

All records required by this Authority to Construct shall be maintained on site for a minimum of five years and made available to the District upon request.

#### Conditions for Black start Engine

1. Permittee shall provide access, facilities, utilities and any necessary safety equipment, with the exception of personal protective equipment requiring individual fitting and specialized training, for source testing and inspection upon request of the District.
2. Gaseous fuel engines shall use only gaseous fuel which contains no more than 10 grains of sulfur compounds, calculated as hydrogen sulfide, per 100 cubic feet dry gaseous fuel at standards conditions. Gaseous fuels include natural gas, propane, liquefied petroleum gas (LPG), butane. Gasoline engines shall use only California Reformulated Gasoline. (Rule 62)
3. Visible emissions including crank case smoke shall comply with Rule 50. (Rule 50)

4. At no time shall the subject equipment described cause or contribute to a public nuisance.  
(Rule 51)
  
5. A non-resettable engine hour meter shall be installed on this engine, maintained in good working order, and used for recording engine operating hours. If a meter is replaced, the Air Pollution Control District's Compliance Division shall be notified in writing within 10 calendar days. The written notification shall include the following information:
  - A. Old meter's hour reading.
  - B. Replacement meter's manufacturer name, model, and serial number if available and current hour reading on replacement meter.
  - C. Copy of receipt of new meter or of installation work order.A copy of the meter replacement notification shall be maintained on site and made available to the Air Pollution Control District upon request. (Rule 69.4.1)
  
6. The engine operation shall not exceed 0.5 hours per day and 52 hours per calendar year for non-emergency purposes (testing and maintenance). (NSR, Rule 69.4.1)
  
7. The owner or operator shall conduct periodic maintenance of this engine and any add-on control equipment, as applicable, as recommended by the engine and control equipment manufacturer or as specified by any other maintenance procedure approved in writing in writing by the District. The periodic maintenance shall be conducted at least once each calendar year.  
(Rule 69.4.1)
  
8. The owner or operator of the engine shall keep the following records: applicable fuel certification; manual of recommended maintenance provided by the manufacturer, or other maintenance procedure as approved in writing, in advance, by the District. These records shall be kept on site for at least the same period of time as the engine to which the records apply is located at the site. These records shall be made available to the District. (Rule 69.4.1)
  
9. The owner or operator of this engine shall maintain an operating log containing, at a minimum, the following: dates and times of engine operation, indicating whether the operation was for

non-emergency purposes or during an emergency situation and the nature of the emergency, if available (these records are not required if the total engine operations for any purpose, including emergency situation, do not exceed 52 hours in a calendar year); total cumulative hours of operation per calendar year, based on actual readings of engine hour meter or fuel meter; records of periodic maintenance including the dates maintenance, calibration or replacement were performed. (Rule 69.4.1)

10. All operational and maintenance logs required by this permit shall be kept for a minimum of three years, unless otherwise indicated by the conditions of this permit, and these records shall be made available to the District upon request. (Rule 69.4.1)

#### Conditions for Emergency Fire Pump Engine

1. Permittee shall provide access, facilities, utilities and any necessary safety equipment, with the exception of personal protective equipment requiring individual fitting and specialized training, for source testing and inspection upon request of the District.
2. Engine operation for maintenance and testing purposes shall not exceed 0.5 hour per day and 50 hours per calendar year. (NSR) (17 CCR §93115) (ATCM reportable)
3. The engine shall only use CARB Diesel Fuel. (Rule 69.4.1, 17 CCR §93115)
4. Visible emissions including crankcase smoke shall comply with Air Pollution Control District Rule 50. (Rule 50)
5. The equipment described above shall not cause or contribute to public nuisance. (Rule 51)
6. This engine shall not operate for non-emergency use during the following periods, as applicable:

A. Whenever there is any school sponsored activity, if engine is located on school grounds or

B. Between 7:30 and 3:30 PM on days when school is in session, if the engine is located within 500 feet of, but not on school grounds.

This condition shall not apply to an engine located at or near any school grounds that also serve as the student's place of residence(17 CCR §93115) (ATCM reportable)

7. Engine operation in response to notification of an impending rotating outage, shall be restricted to the following condition:

A. The utility distribution company has ordered rotating outages in the control area where the engine is located,

B. The engine is operated no more than 30 minutes prior to the time when the utility distribution company officially forecasts a rotating outage in the cited control area, and

C. The engine operation is terminated immediately after the utility distribution company advises that a rotating outage is no longer in effect.

This condition shall not apply to engines operating pursuant to the rolling blackout reduction program as identified in 17 CCR 93115 and operating in accordance with 17 CCR 93115 (e)(2)(f). (17 CCR 93115) (ATCM reportable)

8. A non-resettable engine hour meter shall be installed on this engine, maintained in good working order, and used for recording engine operating hours. If a meter is replaced, the Air Pollution Control District's Compliance Division shall be notified in writing within 10 calendar days. The written notification shall include the following information:

D. Old meter's hour reading.

E. Replacement meter's manufacturer name, model, and serial number if available and current hour reading on replacement meter.

F. Copy of receipt of new meter or of installation work order.

A copy of the meter replacement notification shall be maintained on site and made available to the Air Pollution Control District upon request. (Rule 69.4.1) (17 CCR §93115)

9. The owner or operator shall conduct periodic maintenance of this engine and add-on control equipment, if any, as recommended by the engine and control equipment manufacturers or as specified by the engine servicing company's maintenance procedure. The periodic maintenance shall be conducted at least once each calendar year. (Rule 69.4.1)
  
10. The owner or operator of the engine shall maintain the following records on site for at least the same period of time as the engine to which the records apply is located at the site:
  - A. Documentation shall be maintained identifying the fuel as CARB diesel;
  - B. Manual of recommended maintenance provided by the manufacturer, or maintenance procedures specified by the engine servicing company; and
  - C. Records of annual engine maintenance, including the date the maintenance was performed.

These records shall be made available to the Air Pollution Control District upon request.

(Rule 69.4.1)

11. The owner or operator of this equipment shall maintain a monthly operating log containing, at a minimum, the following:
  - A. Dates and times of engine operation, indicating whether the operation was for maintenance and testing purposes or emergency use; and, the nature of the emergency, if known;
  - B. Hours of operation for all uses other than those specified above and identification of the nature of that use.

(Rule 69.4.1) (17 CCR §93115)

12. All operational and maintenance logs required by this permit shall be kept a minimum of 36 months from their date of creation unless otherwise indicated by the conditions of this permit. The records shall be maintained onsite for a minimum of 24 months from their date of creation. Records for the last 24 months of operation shall be made available

to the Air Pollution Control District upon request. Records for operation for the last 25 to 36 months shall be made available to the Air Pollution Control District within 5 working days of request.

## **ATTACHMENT A**

### **APPROVAL OF AIR QUALITY IMPACT ANALYSIS**



**AIR QUALITY IMPACT ANALYSIS**

**FINAL REVIEW REPORT**

**ORANGE GROVE ENERGY  
APPLICATION 985708**

**OCTOBER 2, 2008**

**Prepared For  
Mechanical Engineering  
San Diego Air Pollution Control District  
10124 Old Grove Road  
San Diego, California 92131**

**Prepared By  
Ralph DeSiena  
Monitoring and Technical Services  
San Diego Air Pollution Control District  
10124 Old Grove Road  
San Diego, California 92131**

## **1.0 INTRODUCTION**

An Air Quality Impact Analysis (AQIA) was performed for the Orange Grove Energy Project by TRC Solutions of Windsor, CT. This report focuses on Section 6.2 of the AFC (June, 2008), the AQIA analysis results provided and the subsequent modeling analysis performed by the District (September, 2008).

## **2.0 PROJECT DESCRIPTION**

Orange Grove Energy, L.P. is proposing to install two General Electric LM 6000PC SPRINT natural gas fired combustion turbines. The facility will be permitted for 6,400 turbine hours of operation annually but is expected to operate less than 2,000 turbine hours during peak electric demand periods. The project site is located in inland northern San Diego County near Pala, CA.

## **3.0 AIR QUALITY IMPACT ANALYSIS**

Dispersion modeling was conducted for Normal, Startup/Shutdown and Commissioning period emissions of NO<sub>2</sub>, CO, SO<sub>2</sub>, and PM<sub>10</sub> and PM<sub>2.5</sub>. The applicant and their consultant (TRC solutions) worked closely with the District in developing modeling and analysis procedures in support of demonstrating compliance with all applicable NSR requirements. Modeling was performed in order to determine whether emissions during these time periods would impact the State and/or Federal Ambient Air Quality Standards for all criteria pollutants.

The modeling procedures are discussed in the following subsections.

### **3.1 MODELING METHODOLOGIES**

AERMOD (Version 06341) was used to perform the refined modeling for various combinations of operating scenarios for the two turbines (Start/Stop, Base Load, % Load, etc.). Stack parameters and emission rates were provided for the turbines running at 100%, 75% and 50% load. The Operational Phase stack parameters and maximum emission rates are presented in Table 3-1.

Commissioning period modeling for the elevated emission rates of NO<sub>x</sub> and CO existing during these conditions, as well as PM<sub>10</sub>, PM<sub>2.5</sub> and SO<sub>2</sub>, were also performed. 35 separate commissioning period cases were evaluated. Only one unit will be commissioned at a time. The model inputs used to simulate commissioning period cases are provided in Table 3-2.

All modeling was performed in accordance with EPA guidance and District standard procedures. Regulatory default settings were used. The receptor grid was developed using the EPA's AERMAP (Version 06341) model. The receptor grid was sufficiently dense to identify maximum impacts.

### **3.2 METEOROLOGICAL DATA USED FOR DISPERSION MODELING**

Meteorological data used for EPA's Aermod Prime model consisted of the following data for the years 2002 and 2003. The data was originally processed by the District using EPA's Aermet meteorological data processor (Version 06341) to produce Aermod ready files. TRC modified the data using EPA's recently released AERSURFACE model and inputs agreed upon by the District.

- Wind speed, wind direction, standard deviation of the horizontal wind direction and temperature from the Gregory Canyon Landfill monitoring station (approximately 1.0 miles southwest).
- Twice-daily upper-air soundings from Miramar Marine Corps Air Station, San Diego, CA.
- Cloud height and total opaque cloud amount from Palomar Airport, Carlsbad, CA.
- Wind speed, wind direction and temperature data from Palomar Airport, Carlsbad, CA for replacement of missing data in the Gregory Canyon Landfill data set.

TABLE 3-1 – OPERATIONAL PHASE MODELING PARAMETERS

| Source Description                | Source ID        | Stack Height (ft) | Stack Exhaust Temp (°F) | Flow (ACFM) | Velocity (ft/s) | Diam. (ft) | CO 1-hour (lb/hr) | CO 8-hour (lb/hr) | NO2 1-hour (lb/hr) | NO2 Annual (lb/hr) | SO2 1-hour (lb/hr) | SO2 3-hour (lb/hr) | SO2 24-hour (lb/hr) | SO2 Annual (lb/hr) | PM10 24-hour (lb/hr) | PM10 Annual (lb/hr) |
|-----------------------------------|------------------|-------------------|-------------------------|-------------|-----------------|------------|-------------------|-------------------|--------------------|--------------------|--------------------|--------------------|---------------------|--------------------|----------------------|---------------------|
| Turbine #1:<br>1-Hour             | Base Load, 100%  | 80.0              | 840.7                   | 595,551     | 80.88           | 12.5       | 6.12              | 0                 | 4.30               | 0                  | 1.00               | 0                  | 0                   | 0                  | 0                    | 0                   |
|                                   | Base Load, 75%   | 80.0              | 844.4                   | 512,439     | 69.60           | 12.5       | 4.32              | 0                 | 3.40               | 0                  | 0.80               | 0                  | 0                   | 0                  | 0                    | 0                   |
|                                   | Base Load, 50%   | 80.0              | 818.4                   | 427,045     | 58.00           | 12.5       | 3.23              | 0                 | 2.60               | 0                  | 0.60               | 0                  | 0                   | 0                  | 0                    | 0                   |
|                                   | Start/Stop, 100% | 80.0              | 840.7                   | 595,551     | 80.88           | 12.5       | 15.14             | 0                 | 15.36              | 0                  | 0.98               | 0                  | 0                   | 0                  | 0                    | 0                   |
|                                   | Start/Stop, 75%  | 80.0              | 844.4                   | 512,439     | 69.60           | 12.5       | 14.54             | 0                 | 15.06              | 0                  | 0.82               | 0                  | 0                   | 0                  | 0                    | 0                   |
|                                   | Start/Stop, 50%  | 80.0              | 818.4                   | 427,045     | 58.00           | 12.5       | 14.18             | 0                 | 14.80              | 0                  | 0.75               | 0                  | 0                   | 0                  | 0                    | 0                   |
| Turbine #2:<br>1-Hour             | Base Load, 100%  | 80.0              | 840.7                   | 595,551     | 80.88           | 12.5       | 6.12              | 0                 | 4.30               | 0                  | 1.00               | 0                  | 0                   | 0                  | 0                    | 0                   |
|                                   | Base Load, 75%   | 80.0              | 844.4                   | 512,439     | 69.60           | 12.5       | 4.32              | 0                 | 3.40               | 0                  | 0.80               | 0                  | 0                   | 0                  | 0                    | 0                   |
|                                   | Base Load, 50%   | 80.0              | 818.4                   | 427,045     | 58.00           | 12.5       | 3.23              | 0                 | 2.60               | 0                  | 0.60               | 0                  | 0                   | 0                  | 0                    | 0                   |
|                                   | Start/Stop, 100% | 80.0              | 840.7                   | 595,551     | 80.88           | 12.5       | 15.14             | 0                 | 15.36              | 0                  | 0.98               | 0                  | 0                   | 0                  | 0                    | 0                   |
|                                   | Start/Stop, 75%  | 80.0              | 844.4                   | 512,439     | 69.60           | 12.5       | 14.54             | 0                 | 15.06              | 0                  | 0.82               | 0                  | 0                   | 0                  | 0                    | 0                   |
|                                   | Start/Stop, 50%  | 80.0              | 818.4                   | 427,045     | 58.00           | 12.5       | 14.18             | 0                 | 14.80              | 0                  | 0.75               | 0                  | 0                   | 0                  | 0                    | 0                   |
| Turbine #1:<br>Longer Than 1-Hour | 100% Load        | 80.0              | 840.7                   | 595,551     | 80.88           | 12.5       | 0                 | 10.59             | 0                  | 2.02               | 0                  | 0.99               | 0.98                | 0.36               | 3.0                  | 1.00                |
|                                   | 75 % Load        | 80.0              | 844.4                   | 512,439     | 69.60           | 12.5       | 0                 | 9.32              | 0                  | 1.69               | 0                  | 0.80               | 0.80                | 0.29               | 3.0                  | 0.87                |
|                                   | 50% Load         | 80.0              | 818.4                   | 427,045     | 58.00           | 12.5       | 0                 | 8.56              | 0                  | 1.40               | 0                  | 0.65               | 0.62                | 0.22               | 3.0                  | 0.74                |
|                                   | 100% Load        | 80.0              | 840.7                   | 595,551     | 80.88           | 12.5       | 0                 | 10.59             | 0                  | 2.02               | 0                  | 0.99               | 0.98                | 0.36               | 3.0                  | 1.00                |
|                                   | 75 % Load        | 80.0              | 844.4                   | 512,439     | 69.60           | 12.5       | 0                 | 9.32              | 0                  | 1.69               | 0                  | 0.80               | 0.80                | 0.29               | 3.0                  | 0.87                |
|                                   | 50% Load         | 80.0              | 818.4                   | 427,045     | 58.00           | 12.5       | 0                 | 8.56              | 0                  | 1.40               | 0                  | 0.65               | 0.62                | 0.22               | 3.0                  | 0.74                |
| Black Start                       | 1-Hour           | 19.17             | 1123.0                  | 6,637       | 103.5           | 1.17       | 1.85              | 0                 | 1.38               | 0                  | 0.01               | 0                  | 0                   | 0.0000             | 0                    | 0                   |
|                                   | Longer Than 1-Hr | 19.17             | 1123.0                  | 6,637       | 103.5           | 1.17       | 0                 | 0.23              | 0                  | 0.00221            | 0                  | 0.00281            | 0.00035             | 1                  | 0.00167              | 0.00006             |
| Fire Pump                         | 1-Hour           | 18.0              | 917.0                   | 1,943       | 164.9           | 0.50       | 0.31              | 0                 | 1.58               | 0                  | 0.00               | 0                  | 0                   | 0.0000             | 0                    | 0                   |
|                                   | Longer Than 1-Hr | 18.0              | 917.0                   | 1,943       | 164.9           | 0.50       | 0                 | 0.0383            | 0                  | 0.00935            | 0                  | 0.00031            | 0.00004             | 1                  | 0.00156              | 0.00022             |
| Cooling Tower                     | Cell 1           | 30.0              | 85.0                    | 267,880     | 29.31           | 13.93      | 0                 | 0                 | 0                  | 0                  | 0                  | 0                  | 0                   | 0                  | 0.065                | 0.024               |
|                                   | Cell 2           | 30.0              | 85.0                    | 267,880     | 29.31           | 13.93      | 0                 | 0                 | 0                  | 0                  | 0                  | 0                  | 0                   | 0                  | 0.065                | 0.024               |
|                                   | Cell 3           | 30.0              | 85.0                    | 267,880     | 29.31           | 13.93      | 0                 | 0                 | 0                  | 0                  | 0                  | 0                  | 0                   | 0                  | 0.065                | 0.024               |

1) Source Group naming convention: First two letters indicate Turbine #'s mode (BS = Base Load, SS = Start/Stop, LT = Longer Than 1-Hour).

Likewise, next two letters likewise indicate Turbine #2's mode. Numbers indicate Load percentage.

2) Cooling Tower only used for 100% Load.

3) Bold, italicized and red values indicate District changes.

TABLE 3-2 – COMMISSIONING MODELING PARAMETERS

| Case | Source ID Suffix | Stack Exhaust Temp (°F) | Flow (ACFM) | Velocity (ft/s) | CO 1-hour (lb/hr) | CO 8-hour (lb/hr) | NO2 1-hour (lb/hr) | NO2 Annual (lb/hr) | SO2 1-hour (lb/hr) | SO2 3-hour (lb/hr) | SO2 24-hour (lb/hr) | SO2 Annual (lb/hr) | PM10 24-hour (lb/hr) | PM10 Annual (lb/hr) |
|------|------------------|-------------------------|-------------|-----------------|-------------------|-------------------|--------------------|--------------------|--------------------|--------------------|---------------------|--------------------|----------------------|---------------------|
| 100  | C100             | 840.3                   | 596,000     | 80.94           | 43.90             | 43.90             | 43.47              | 1.98               | 1.00               | 1.00               | 1.00                | 0.0458             | 2.70                 | 0.123               |
| 101  | C101             | 863.0                   | 544,978     | 74.01           | 16.41             | 16.41             | 37.72              | 1.72               | 0.87               | 0.87               | 0.87                | 0.0398             | 2.47                 | 0.113               |
| 102  | C102             | 852.5                   | 530,476     | 72.05           | 27.40             | 27.40             | 36.24              | 1.65               | 0.84               | 0.84               | 0.84                | 0.0382             | 2.40                 | 0.110               |
| 103  | C103             | 845.1                   | 515,917     | 70.07           | 26.32             | 26.32             | 34.81              | 1.59               | 0.80               | 0.80               | 0.80                | 0.0367             | 2.34                 | 0.107               |
| 104  | C104             | 836.8                   | 501,126     | 68.06           | 12.61             | 12.61             | 33.37              | 1.52               | 0.77               | 0.77               | 0.77                | 0.0352             | 2.27                 | 0.104               |
| 105  | C105             | 827.3                   | 485,887     | 65.99           | 13.87             | 13.87             | 31.89              | 1.46               | 0.74               | 0.74               | 0.74                | 0.0336             | 2.20                 | 0.101               |
| 106  | C106             | 818.4                   | 471,000     | 63.97           | 23.03             | 23.03             | 30.47              | 1.39               | 0.70               | 0.70               | 0.70                | 0.0321             | 2.13                 | 0.0974              |
| 107  | C107             | 807.2                   | 455,841     | 61.91           | 21.91             | 21.91             | 28.99              | 1.32               | 0.67               | 0.67               | 0.67                | 0.0306             | 2.07                 | 0.0943              |
| 108  | C108             | 798.9                   | 441,028     | 59.90           | 10.43             | 10.43             | 27.59              | 1.26               | 0.64               | 0.64               | 0.64                | 0.0291             | 2.00                 | 0.0912              |
| 109  | C109             | 795.2                   | 425,554     | 57.80           | 11.41             | 11.41             | 26.26              | 1.20               | 0.61               | 0.61               | 0.61                | 0.0277             | 1.93                 | 0.0880              |
| 110  | C110             | 811.8                   | 414,097     | 56.24           | 18.64             | 18.64             | 24.65              | 1.13               | 0.57               | 0.57               | 0.57                | 0.0260             | 1.88                 | 0.0857              |
| 111  | C111             | 803.8                   | 398,189     | 54.08           | 17.59             | 17.59             | 23.26              | 1.06               | 0.54               | 0.54               | 0.54                | 0.0246             | 1.80                 | 0.0824              |
| 112  | C112             | 798.0                   | 381,673     | 51.84           | 8.28              | 8.28              | 21.90              | 1.00               | 0.51               | 0.51               | 0.51                | 0.0231             | 1.73                 | 0.0790              |
| 113  | C113             | 793.1                   | 364,726     | 49.53           | 8.93              | 8.93              | 20.52              | 0.94               | 0.48               | 0.48               | 0.48                | 0.0217             | 1.65                 | 0.0754              |
| 114  | C114             | 789.1                   | 349,490     | 47.47           | 14.55             | 14.55             | 19.22              | 0.88               | 0.44               | 0.44               | 0.44                | 0.0203             | 1.58                 | 0.0723              |
| 115  | C115             | 789.6                   | 333,900     | 45.35           | 13.60             | 13.60             | 17.97              | 0.82               | 0.42               | 0.42               | 0.42                | 0.0190             | 1.51                 | 0.0691              |
| 116  | C116             | 794.4                   | 317,830     | 43.17           | 6.33              | 6.33              | 16.74              | 0.76               | 0.39               | 0.39               | 0.39                | 0.0177             | 1.44                 | 0.0657              |
| 117  | C117             | 807.5                   | 313,522     | 42.58           | 6.94              | 6.94              | 50.35              | 2.30               | 0.37               | 0.37               | 0.37                | 0.0169             | 1.42                 | 0.0649              |
| 118  | C118             | 807.8                   | 312,057     | 42.38           | 11.99             | 11.99             | 49.59              | 2.26               | 0.37               | 0.37               | 0.37                | 0.0168             | 1.41                 | 0.0646              |
| 119  | C119             | 809.3                   | 306,147     | 41.58           | 11.67             | 11.67             | 46.61              | 2.13               | 0.36               | 0.36               | 0.36                | 0.0163             | 1.39                 | 0.0633              |
| 120  | C120             | 810.3                   | 300,241     | 40.78           | 5.67              | 5.67              | 43.71              | 2.00               | 0.35               | 0.35               | 0.35                | 0.0159             | 1.36                 | 0.0621              |
| 121  | C121             | 812.2                   | 294,006     | 39.93           | 5.51              | 5.51              | 40.85              | 1.87               | 0.34               | 0.34               | 0.34                | 0.0154             | 1.33                 | 0.0608              |
| 122  | C122             | 814.0                   | 287,530     | 39.05           | 5.34              | 5.34              | 38.03              | 1.74               | 0.33               | 0.33               | 0.33                | 0.0149             | 1.30                 | 0.0595              |
| 123  | C123             | 817.2                   | 280,852     | 38.14           | 5.17              | 5.17              | 35.30              | 1.61               | 0.32               | 0.32               | 0.32                | 0.0145             | 1.27                 | 0.0581              |
| 124  | C124             | 820.1                   | 274,032     | 37.22           | 5.00              | 5.00              | 32.63              | 1.49               | 0.31               | 0.31               | 0.31                | 0.0140             | 1.24                 | 0.0567              |
| 125  | C125             | 822.9                   | 267,116     | 36.28           | 4.83              | 4.83              | 30.04              | 1.37               | 0.30               | 0.30               | 0.30                | 0.0135             | 1.21                 | 0.0553              |
| 126  | C126             | 814.6                   | 260,818     | 35.42           | 4.64              | 4.64              | 27.40              | 1.25               | 0.28               | 0.28               | 0.28                | 0.0130             | 1.18                 | 0.0540              |
| 127  | C127             | 804.2                   | 254,521     | 34.57           | 4.45              | 4.45              | 24.83              | 1.13               | 0.27               | 0.27               | 0.27                | 0.0124             | 1.15                 | 0.0526              |
| 128  | C128             | 794.6                   | 248,240     | 33.71           | 4.26              | 4.26              | 22.44              | 1.02               | 0.26               | 0.26               | 0.26                | 0.0119             | 1.12                 | 0.0514              |
| 129  | C129             | 785.0                   | 241,888     | 32.85           | 4.07              | 4.07              | 20.17              | 0.92               | 0.25               | 0.25               | 0.25                | 0.0114             | 1.10                 | 0.0500              |
| 130  | C130             | 777.3                   | 235,587     | 32.00           | 3.89              | 3.89              | 18.12              | 0.83               | 0.24               | 0.24               | 0.24                | 0.0109             | 1.07                 | 0.0487              |
| 131  | C131             | 768.4                   | 229,214     | 31.13           | 3.71              | 3.71              | 16.15              | 0.74               | 0.23               | 0.23               | 0.23                | 0.0104             | 1.04                 | 0.0474              |
| 132  | C132             | 763.3                   | 225,922     | 30.68           | 3.61              | 3.61              | 15.18              | 0.69               | 0.22               | 0.22               | 0.22                | 0.0101             | 1.02                 | 0.0467              |
| 133  | C133             | 763.1                   | 225,838     | 30.67           | 3.61              | 3.61              | 15.16              | 0.69               | 0.22               | 0.22               | 0.22                | 0.0101             | 1.02                 | 0.0467              |
| 134  | C134             | 763.1                   | 225,838     | 30.67           | 3.61              | 3.61              | 15.16              | 0.69               | 0.22               | 0.22               | 0.22                | 0.0101             | 1.02                 | 0.0467              |

Notes:

- 1) Source ID in model runs comprised of prefix "T1" or "T2" for Turbine #1 and Turbine #2 respectively, plus a suffix denoting the Case.
- 2) "HROFDY" option to limit emissions to 12 hours per day (8:00 AM to 8:00 PM) for all averaging times.
- 3) PM2.5 assumed equal to PM10.

#### 4.0 AIR QUALITY IMPACT ANALYSIS RESULTS

In accordance with EPA and San Diego Air Pollution Control District New Source Review Guidance and the modeling methodologies described above, maximum predicted concentrations associated with facility operations were determined for each of the required criteria pollutants and the applicable averaging period during various scenarios of the two turbines in Normal or Startup/Shutdown operation as well as the Commissioning period for each turbine individually. The maximum predicted concentrations occurring during any of the operating conditions and scenarios modeled were added to worst-case background concentrations for comparison to Federal and State Ambient Air Quality Standards. Worst case background concentrations were determined from the review of 3 years (2005-2007) of monitoring data taken from the District's Escondido or San Diego monitoring stations, whichever was available for a specific criteria pollutant and deemed to be most representative of air quality in the facility area. Table 4-1 summarizes the worst case background concentrations.

Tables 4-2, 4-3 and 4-4 summarize maximum Hourly, Daily and Annual emissions for the proposed facility.

The maximum ground-level impacts at any location from the various scenarios of the two turbines in either Normal or Startup/Shutdown operation are given in Table 4-5. This table also includes the comparisons of the proposed project modeled maximum impacts for all scenarios with Federal and California Ambient Air Quality Standards (AAQS) as well as the PSD significant impact levels, including the worst case ambient background concentrations, for the project vicinity.

Tables 4-6 and 4-7 provide the summary of project modeled maximum impacts for the 35 cases modeled for the Commissioning period for each turbine. This table also includes the comparisons of the proposed project modeled maximum impacts for all commissioning cases with Federal and California Ambient Air Quality Standards (AAQS) as well as the PSD significant impact levels, including the worst case ambient background concentrations, for the project vicinity.

**Table 4-1 Ambient Air Quality Background Concentration (Baseline) for Project Site**

| POLLUTANT                              | AVERAGING PERIOD                            | 2005        | 2006        | 2007        | BACK-GROUND <sup>(1)</sup>           | MOST STRINGENT STANDARD             |
|--|---|-------------|-------------|-------------|--------------------------------------|-------------------------------------|
| NO <sub>2</sub> (ppm)                  | Highest 1-Hour Average (CAAQS > 0.25 ppm)   | 0.076       | 0.071       | 0.072       | 0.076 ppm (143.1 µg/m <sup>3</sup> ) | 0.18 ppm (339 µg/m <sup>3</sup> )   |
| NO <sub>2</sub> (ppm)                  | Annual Average (NAAQS = 0.053 ppm)          | 0.016       | 0.017       | 0.016       | 0.017 ppm (33.9 µg/m <sup>3</sup> )  | 0.030 ppm (57 µg/m <sup>3</sup> )   |
| CO (ppm)                               | Highest 1-Hour average                      | 5.9         | 5.7         | 5.2         | 5.9 ppm (6,785 µg/m <sup>3</sup> )   | 20 ppm (23,000 µg/m <sup>3</sup> )  |
| CO (ppm)                               | Highest 8-Hour average                      | 3.10        | 3.61        | 3.20        | 3.61 ppm (4,152 µg/m <sup>3</sup> )  | 9.0 ppm (10,000 µg/m <sup>3</sup> ) |
| SO <sub>2</sub> (ppm) <sup>(2)</sup>   | Highest 1-Hour Average                      | 0.040       | 0.034       | 0.018       | 0.040 ppm (105 µg/m <sup>3</sup> )   | 0.25 ppm (655 µg/m <sup>3</sup> )   |
| SO <sub>2</sub> (ppm) <sup>(2)</sup>   | Highest 3-Hour Average                      | 0.019       | 0.030       | 0.01        | 0.030 ppm (78.0 µg/m <sup>3</sup> )  | 0.5 ppm (1,300 µg/m <sup>3</sup> )  |
| SO <sub>2</sub> (ppm) <sup>(2)</sup>   | Highest 24-Hour Average                     | 0.006       | 0.009       | 0.006       | 0.009 ppm (23.6 µg/m <sup>3</sup> )  | 0.04 ppm (105 µg/m <sup>3</sup> )   |
| SO <sub>2</sub> (ppm) <sup>(2)</sup>   | Annual Average                              | 0.002       | 0.004       | 0.003       | 0.004 ppm (10.5 µg/m <sup>3</sup> )  | 0.03 ppm (80 µg/m <sup>3</sup> )    |
| PM <sub>10</sub> (µg/m <sup>3</sup> )  | Highest 24-Hour Average                     | 42.0        | 51.0        | 68          | 68.0 µg/m <sup>3</sup>               | 50 µg/m <sup>3</sup>                |
| PM <sub>10</sub> (µg/m <sup>3</sup> )  | Annual Arithmetic Mean                      | 23.9        | 24.2        | 26.9        | 26.9 µg/m <sup>3</sup>               | 20 µg/m <sup>3</sup>                |
| PM <sub>2.5</sub> (µg/m <sup>3</sup> ) | 98 <sup>th</sup> Percentile 24-Hour Average | <b>32.2</b> | <b>28.3</b> | <b>37.7</b> | <b>32.7 µg/m<sup>3</sup></b>         | 35 µg/m <sup>3</sup>                |
| PM <sub>2.5</sub> (µg/m <sup>3</sup> ) | Annual Arithmetic Mean                      | 12.3        | 11.5        | <b>13.3</b> | <b>13.3 µg/m<sup>3</sup></b>         | 12 µg/m <sup>3</sup>                |

(1) Background is established using the highest recorded data point from the latest 3 years of available data, except 24-hour PM<sub>2.5</sub> which uses form of the NAAQS.

(2) SO<sub>2</sub> data were obtained from the San Diego 12<sup>th</sup> Avenue monitoring station for 2005 and the Beardsley Street monitoring station for 2006-2007. All other data were from the Escondido monitoring station.

(3) Bold, Red and italicized numbers indicate District revisions.

**Table 4.2 – Summary of Maximum Hourly Operational Emissions**

| POLLUTANT                              | NO <sub>x</sub> | CO           | VOC         | PM <sub>10/2.5</sub> | SO <sub>x</sub> |
|--|-----------------|--------------|-------------|----------------------|-----------------|
| Turbines (lb/hr)                       | 30.73           | 30.28        | 4.70        | 6.14                 | 1.77            |
| Black-Start Engine (lb/hr)             | 1.39            | 1.85         | 0.31        | 0.04                 | 0.008           |
| Fire-Pump Engine (lb/hr)               | 1.58            | 0.31         | 0.0003      | 0.04                 | 0.001           |
| Chiller Cooling Tower (lb/hr)          | -               | -            | -           | 0.20                 | -               |
| Water Trucks (lb/hr)                   | 2.01            | 0.62         | 0.16        | 0.10                 | 0.002           |
| <b>Maximum Facility Hourly (lb/hr)</b> | <b>35.70</b>    | <b>33.05</b> | <b>5.16</b> | <b>6.51</b>          | <b>1.78</b>     |

(1) Reference Tables 6.2C-12 to 15 of the AFC submittal for detailed calculations and notes.

2) Over 99 percent of PM<sub>10</sub> emissions are PM<sub>2.5</sub> for natural gas combustion source (CARB); therefore, these values are applicable to both PM<sub>10</sub> and PM<sub>2.5</sub>.

**Table 4-3 – Summary of Maximum Daily Operational Emissions**

| POLLUTANT                              | NO <sub>x</sub> | CO            | VOC          | PM <sub>10/2.5</sub> | SO <sub>x</sub> |
|--|-----------------|---------------|--------------|----------------------|-----------------|
| Turbines (lb/day)                      | 282.5           | 365.3         | 34.9         | 132.8                | 47.2            |
| Black-Start Engine (lb/day)            | 1.39            | 1.85          | 0.31         | 0.04                 | 0.008           |
| Fire-Pump Engine (lb/day)              | 1.58            | 0.31          | 0.0003       | 0.04                 | 0.001           |
| Chiller Cooling Tower (lb/day)         | -               | -             | -            | 4.69                 | -               |
| Water Trucks (lb/day)                  | 48.21           | 14.77         | 3.79         | 2.30                 | 0.05            |
| <b>Maximum Facility Daily (lb/day)</b> | <b>333.71</b>   | <b>382.26</b> | <b>38.96</b> | <b>139.91</b>        | <b>47.26</b>    |

(1) Reference Tables 6.2C-12 to 15 of the AFC submittal for detailed calculations and notes.

(2) Over 99 percent of PM<sub>10</sub> emissions are PM<sub>2.5</sub> for natural gas combustion source (CARB); therefore, these values are applicable to both PM<sub>10</sub> and PM<sub>2.5</sub>.

**Table 4-4 – Summary of Annual Operational Emissions<sup>(1)</sup>**

| POLLUTANT                              | NO <sub>x</sub> | CO            | VOC          | PM <sub>10/2.5</sub> | SO <sub>x</sub> |
|--|-----------------|---------------|--------------|----------------------|-----------------|
| Turbines: Maximum (lb/yr)              | 35,413          | 45,630        | 3,938        | 17,550               | 6,336           |
| Turbines: Expected (lb/yr)             | 11,448          | 14,725        | 1,335        | 5,508                | 1,974           |
| Black-Start Engine (lb/yr)             | 19.39           | 25.90         | 4.27         | 0.56                 | 0.12            |
| Fire-Pump Engine (lb/yr)               | 81.94           | 15.92         | 0.01         | 1.94                 | 0.05            |
| Chiller Cooling Tower (lb/yr)          | -               | -             | -            | 625                  | -               |
| Water Trucks Maximum (lb/yr)           | 10,043          | 3,077         | 790          | 479                  | 10              |
| Water Trucks Expected (lb/yr)          | 2,009           | 615           | 158          | 96                   | 2               |
| <b>Maximum Facility Annual (lb/yr)</b> | <b>41,942</b>   | <b>47,641</b> | <b>4,448</b> | <b>18,484</b>        | <b>6,342</b>    |
| <b>Maximum Facility Annual (tpy)</b>   | <b>20.97</b>    | <b>23.82</b>  | <b>2.22</b>  | <b>9.24</b>          | <b>3.17</b>     |
| <b>Average Facility Annual (tpy)</b>   | <b>6.77</b>     | <b>7.86</b>   | <b>0.75</b>  | <b>3.11</b>          | <b>0.99</b>     |

(1) Reference Tables 6.2C-12 to 15 of the AFC submittal for detailed calculations and notes.



Table 4-5 – Summary of Modeling Results for Facility Operation

|  | Turbine 1 Mode | Turbine 2 Mode | Load | Concentration (µg/m³) |        |        |        |                 |        |                  |      |        |                   |        |                 |        |       |         |       |        |
|--|----------------|----------------|------|-----------------------|--------|--------|--------|-----------------|--------|------------------|------|--------|-------------------|--------|-----------------|--------|-------|---------|-------|--------|
|  |                |                |      | CO                    |        |        |        | NO <sub>2</sub> |        | PM <sub>10</sub> |      |        | PM <sub>2.5</sub> |        | SO <sub>2</sub> |        |       |         |       |        |
|  |                |                |      | 1-Hour                |        | 8-Hour |        | 1-Hour          | Annual | 24-Hour          |      | Annual | 24-Hour           | Annual | 1-Hour          | 3-Hour |       | 24-Hour |       | Annual |
|  |                |                |      | H1H                   | H2H    | H1H    | H2H    | H1H             | H1H    | H1H              | H2H  | H1H    | H8H               | H1H    | H1H             | H1H    | H2H   | H1H     | H2H   | H1H    |
| Operation A (1-hr)                     | Base Load      | Base Load      | 50%  | 52.7                  | 45.7   | ---    | ---    | 58.3            | ---    | ---              | ---  | ---    | ---               | ---    | 4.42            | ---    | ---   | ---     | ---   |        |
|  | Base Load      | Base Load      | 75%  | 52.7                  | 45.7   | ---    | ---    | 58.3            | ---    | ---              | ---  | ---    | ---               | ---    | 5.48            | ---    | ---   | ---     | ---   |        |
|  | Base Load      | Base Load      | 100% | 52.7                  | 45.8   | ---    | ---    | 58.3            | ---    | ---              | ---  | ---    | ---               | ---    | 6.73            | ---    | ---   | ---     | ---   |        |
| Operation B (1-hr)                     | Base Load      | Start/Stop     | 50%  | 70.7                  | 65.7   | ---    | ---    | 54.6            | ---    | ---              | ---  | ---    | ---               | ---    | 4.98            | ---    | ---   | ---     | ---   |        |
|  | Base Load      | Start/Stop     | 75%  | 71.8                  | 63.2   | ---    | ---    | 54.6            | ---    | ---              | ---  | ---    | ---               | ---    | 5.56            | ---    | ---   | ---     | ---   |        |
|  | Base Load      | Start/Stop     | 100% | 76.1                  | 62.7   | ---    | ---    | 55.0            | ---    | ---              | ---  | ---    | ---               | ---    | 6.65            | ---    | ---   | ---     | ---   |        |
| Operation C (1-hr)                     | Start/Stop     | Base Load      | 50%  | 73.9                  | 66.5   | ---    | ---    | 54.6            | ---    | ---              | ---  | ---    | ---               | ---    | 5.00            | ---    | ---   | ---     | ---   |        |
|  | Start/Stop     | Base Load      | 75%  | 70.0                  | 63.9   | ---    | ---    | 54.6            | ---    | ---              | ---  | ---    | ---               | ---    | 5.55            | ---    | ---   | ---     | ---   |        |
|  | Start/Stop     | Base Load      | 100% | 76.6                  | 64.0   | ---    | ---    | 55.1            | ---    | ---              | ---  | ---    | ---               | ---    | 6.65            | ---    | ---   | ---     | ---   |        |
| Operation D (1-hr)                     | Start/Stop     | Start/Stop     | 50%  | 108.7                 | 101.2  | ---    | ---    | 57.3            | ---    | ---              | ---  | ---    | ---               | ---    | 5.55            | ---    | ---   | ---     | ---   |        |
|  | Start/Stop     | Start/Stop     | 75%  | 106.0                 | 91.8   | ---    | ---    | 54.7            | ---    | ---              | ---  | ---    | ---               | ---    | 5.62            | ---    | ---   | ---     | ---   |        |
|  | Start/Stop     | Start/Stop     | 100% | 107.6                 | 84.7   | ---    | ---    | 54.6            | ---    | ---              | ---  | ---    | ---               | ---    | 6.57            | ---    | ---   | ---     | ---   |        |
| Operation E (Periods Longer than 1-hr) | All Modes      | All Modes      | 50%  | ---                   | ---    | 21.7   | 19.5   | ---             | 0.387  | 2.43             | 2.15 | 0.202  | 2.53              | 0.202  | ---             | 2.78   | 2.57  | 0.721   | 0.640 | 0.0609 |
|  | All Modes      | All Modes      | 75%  | ---                   | ---    | 21.1   | 19.2   | ---             | 0.422  | 2.53             | 2.28 | 0.215  | 2.25              | 0.215  | ---             | 3.06   | 2.76  | 0.830   | 0.748 | 0.0718 |
|  | All Modes      | All Modes      | 100% | ---                   | ---    | 22.0   | 20.1   | ---             | 0.464  | 2.72             | 2.50 | 0.235  | 2.72              | 0.235  | ---             | 3.64   | 2.97  | 0.943   | 0.840 | 0.0823 |
| Maximum                                |                |                |      | 108.7                 | 101.2  | 22.0   | 20.1   | 58.3            | 0.464  | 2.72             | 2.50 | 0.235  | 2.43              | 0.235  | 6.73            | 3.64   | 2.97  | 0.943   | 0.840 | 0.0823 |
| CA Signif. Level                       |                |                |      | 2,000                 | ---    | 500    | ---    | ---             | 1      | 5                | ---  | 1      | ---               | ---    | ---             | ---    | ---   | 5       | ---   | 1      |
| National Signif. Level                 |                |                |      | 2,000                 | ---    | 500    | ---    | ---             | 1      | 5                | ---  | 1      | ---               | ---    | 25              | ---    | ---   | 5       | ---   | 1      |
| Background                             |                |                |      | 6,785                 | 6,785  | 4,152  | 4,152  | 143.1           | 33.9   | 68.0             | 68.0 | 26.9   | 32.7              | 13.3   | 105             | 78     | 78    | 23.6    | 23.6  | 10.5   |
| Max + Background                       |                |                |      | 6,894                 | 6,886  | 4,174  | 4,172  | 201             | 34.4   | 70.7             | 70.5 | 27.1   | 35.2              | 13.6   | 112             | 81.6   | 81.0  | 24.5    | 24.4  | 10.6   |
| California AAQS                        |                |                |      | 23,000                | ---    | 10,000 | ---    | 339             | 57     | 50               | ---  | 20     | ---               | 12     | 855             | ---    | ---   | 105     | ---   | ---    |
| National AAQS                          |                |                |      | ---                   | 40,000 | ---    | 10,000 | ---             | 100    | ---              | 150  | N/A    | 35                | 15     | ---             | ---    | 1,300 | ---     | 365   | 80     |

Note: Bold and Red values update by District (PM<sub>10</sub> / PM<sub>2.5</sub> 3lb/hr emission rate)

Table 4-6 – Summary for Project Commissioning: Turbine #1

| Case                     | Concentration (µg/m³) |        |        |        |                 |        |                  |       |         |         |                   |         |                 |       |         |        |          |          |
|--------------------------|-----------------------|--------|--------|--------|-----------------|--------|------------------|-------|---------|---------|-------------------|---------|-----------------|-------|---------|--------|----------|----------|
|                          | CO                    |        |        |        | NO <sub>2</sub> |        | PM <sub>10</sub> |       |         |         | PM <sub>2.5</sub> |         | SO <sub>2</sub> |       |         |        |          |          |
|                          | 1-Hour                |        | 8-Hour |        | 1-Hour          | Annual | 24-Hour          |       | Annual  | 24-Hour | Annual            | 1-Hour  | 3-Hour          |       | 24-Hour |        | Annual   |          |
|                          | H1H                   | H2H    | H1H    | H2H    | H1H             | H1H    | H1H              | H2H   | H1H     | H8H     | H1H               | H1H     | H1H             | H2H   | H1H     | H2H    | H1H      |          |
| Commissioning Turbine #1 | 100                   | 99.7   | 73.7   | 20.4   | 15.4            | 58.5   | 0.0282           | 0.382 | 0.303   | 0.00175 | 0.191             | 0.00175 | 2.27            | 0.757 | 0.559   | 0.142  | 0.112    | 0.000650 |
|                          | 101                   | 38.8   | 27.9   | 8.10   | 6.16            | 59.8   | 0.0272           | 0.370 | 0.287   | 0.00178 | 0.188             | 0.00178 | 2.07            | 0.689 | 0.494   | 0.131  | 0.102    | 0.000630 |
|                          | 102                   | 65.7   | 46.6   | 13.8   | 10.5            | 60.3   | 0.0273           | 0.369 | 0.287   | 0.00181 | 0.189             | 0.00181 | 2.00            | 0.667 | 0.473   | 0.128  | 0.0996   | 0.000630 |
|                          | 103                   | 64.2   | 44.8   | 13.6   | 10.4            | 60.8   | 0.0273           | 0.365 | 0.286   | 0.00183 | 0.190             | 0.00183 | 1.95            | 0.651 | 0.455   | 0.125  | 0.0981   | 0.000630 |
|                          | 104                   | 31.5   | 22.0   | 6.66   | 5.10            | 61.3   | 0.0274           | 0.362 | 0.285   | 0.00186 | 0.190             | 0.00186 | 1.92            | 0.640 | 0.448   | 0.123  | 0.0966   | 0.000630 |
|                          | 105                   | 35.4   | 24.9   | 7.49   | 5.74            | 60.3   | 0.0273           | 0.358 | 0.283   | 0.00189 | 0.191             | 0.00189 | 1.88            | 0.628 | 0.441   | 0.120  | 0.0949   | 0.000630 |
|                          | 106                   | 60.0   | 42.1   | 12.8   | 9.75            | 58.9   | 0.0274           | 0.356 | 0.281   | 0.00192 | 0.191             | 0.00192 | 1.84            | 0.613 | 0.430   | 0.118  | 0.0929   | 0.000630 |
|                          | 107                   | 58.3   | 40.8   | 12.6   | 9.49            | 57.4   | 0.0278           | 0.355 | 0.278   | 0.00198 | 0.191             | 0.00198 | 1.77            | 0.581 | 0.414   | 0.115  | 0.0897   | 0.000640 |
|                          | 108                   | 28.2   | 20.0   | 6.19   | 4.61            | 55.7   | 0.0279           | 0.355 | 0.274   | 0.00202 | 0.191             | 0.00202 | 1.72            | 0.573 | 0.406   | 0.113  | 0.0871   | 0.000640 |
|                          | 109                   | 31.4   | 22.6   | 6.99   | 5.13            | 54.1   | 0.0279           | 0.353 | 0.269   | 0.00205 | 0.190             | 0.00205 | 1.66            | 0.553 | 0.399   | 0.110  | 0.0843   | 0.000640 |
|                          | 110                   | 51.7   | 37.5   | 11.6   | 8.44            | 51.2   | 0.0269           | 0.347 | 0.264   | 0.00205 | 0.187             | 0.00205 | 1.59            | 0.529 | 0.383   | 0.106  | 0.0805   | 0.000620 |
|                          | 111                   | 50.0   | 36.2   | 11.3   | 8.10            | 49.1   | 0.0271           | 0.406 | 0.258   | 0.00210 | 0.186             | 0.00210 | 1.54            | 0.512 | 0.371   | 0.122  | 0.0773   | 0.000630 |
|                          | 112                   | 24.2   | 17.4   | 5.51   | 3.86            | 47.0   | 0.0270           | 0.421 | 0.251   | 0.00213 | 0.183             | 0.00213 | 1.48            | 0.495 | 0.356   | 0.124  | 0.0738   | 0.000620 |
|                          | 113                   | 26.8   | 19.3   | 6.14   | 4.21            | 44.6   | 0.0269           | 0.405 | 0.242   | 0.00216 | 0.175             | 0.00216 | 1.43            | 0.476 | 0.344   | 0.117  | 0.0699   | 0.000620 |
| 114                      | 44.6                  | 32.7   | 10.3   | 6.90   | 42.1            | 0.0265 | 0.399            | 0.234 | 0.00217 | 0.167   | 0.00217           | 1.36    | 0.454           | 0.333 | 0.112   | 0.0657 | 0.000610 |          |
| 115                      | 42.5                  | 31.8   | 9.88   | 6.49   | 39.5            | 0.0257 | 0.400            | 0.225 | 0.00217 | 0.169   | 0.00217           | 1.29    | 0.430           | 0.321 | 0.109   | 0.0612 | 0.000600 |          |
| 116                      | 20.1                  | 15.3   | 4.71   | 3.08   | 36.9            | 0.0253 | 0.383            | 0.218 | 0.00218 | 0.169   | 0.00218           | 1.24    | 0.412           | 0.313 | 0.104   | 0.0589 | 0.000590 |          |
| 117                      | 22.1                  | 16.8   | 5.18   | 3.38   | 70.9            | 0.0769 | 0.380            | 0.217 | 0.00217 | 0.168   | 0.00217           | 1.19    | 0.396           | 0.301 | 0.0996  | 0.0569 | 0.000560 |          |
| 118                      | 38.2                  | 29.1   | 8.97   | 5.86   | 70.7            | 0.0759 | 0.378            | 0.217 | 0.00217 | 0.168   | 0.00217           | 1.16    | 0.388           | 0.295 | 0.0976  | 0.0560 | 0.000560 |          |
| 119                      | 37.4                  | 28.5   | 8.80   | 5.74   | 70.0            | 0.0728 | 0.371            | 0.217 | 0.00217 | 0.169   | 0.00217           | 1.14    | 0.381           | 0.291 | 0.0954  | 0.0559 | 0.000560 |          |
| 120                      | 18.3                  | 14.0   | 4.31   | 2.80   | 69.3            | 0.0695 | 0.361            | 0.216 | 0.00217 | 0.169   | 0.00217           | 1.12    | 0.375           | 0.287 | 0.0929  | 0.0557 | 0.000550 |          |
| 121                      | 17.9                  | 13.7   | 4.22   | 2.74   | 68.5            | 0.0662 | 0.353            | 0.217 | 0.00216 | 0.169   | 0.00216           | 1.08    | 0.361           | 0.277 | 0.0884  | 0.0543 | 0.000550 |          |
| 122                      | 17.5                  | 13.5   | 4.13   | 2.67   | 67.8            | 0.0629 | 0.343            | 0.217 | 0.00215 | 0.168   | 0.00215           | 1.07    | 0.355           | 0.274 | 0.0858  | 0.0544 | 0.000540 |          |
| 123                      | 17.1                  | 13.2   | 4.02   | 2.60   | 67.0            | 0.0594 | 0.334            | 0.218 | 0.00214 | 0.166   | 0.00214           | 1.05    | 0.349           | 0.271 | 0.0836  | 0.0545 | 0.000530 |          |
| 124                      | 16.6                  | 13.0   | 3.92   | 2.53   | 66.2            | 0.0561 | 0.328            | 0.217 | 0.00213 | 0.165   | 0.00213           | 1.03    | 0.343           | 0.268 | 0.0821  | 0.0542 | 0.000530 |          |
| 125                      | 16.2                  | 12.8   | 3.82   | 2.45   | 64.4            | 0.0526 | 0.323            | 0.215 | 0.00212 | 0.163   | 0.00212           | 0.984   | 0.328           | 0.260 | 0.0786  | 0.0524 | 0.000520 |          |
| 126                      | 15.7                  | 12.5   | 3.69   | 2.37   | 58.1            | 0.0492 | 0.319            | 0.216 | 0.00212 | 0.163   | 0.00212           | 0.964   | 0.321           | 0.257 | 0.0771  | 0.0522 | 0.000510 |          |
| 127                      | 15.1                  | 12.2   | 3.57   | 2.27   | 52.0            | 0.0457 | 0.314            | 0.216 | 0.00212 | 0.161   | 0.00212           | 0.916   | 0.305           | 0.246 | 0.0735  | 0.0507 | 0.000500 |          |
| 128                      | 14.5                  | 11.8   | 3.43   | 2.18   | 46.3            | 0.0422 | 0.320            | 0.217 | 0.00212 | 0.161   | 0.00212           | 0.893   | 0.298           | 0.242 | 0.0744  | 0.0505 | 0.000490 |          |
| 129                      | 13.9                  | 11.4   | 3.29   | 2.16   | 41.0            | 0.0389 | 0.312            | 0.217 | 0.00212 | 0.159   | 0.00212           | 0.841   | 0.280           | 0.230 | 0.0702  | 0.0487 | 0.000480 |          |
| 130                      | 13.3                  | 11.0   | 3.15   | 2.14   | 37.4            | 0.0356 | 0.308            | 0.216 | 0.00210 | 0.156   | 0.00210           | 0.815   | 0.272           | 0.225 | 0.0690  | 0.0483 | 0.000470 |          |
| 131                      | 12.7                  | 10.6   | 3.03   | 2.11   | 36.3            | 0.0325 | 0.305            | 0.216 | 0.00209 | 0.155   | 0.00209           | 0.790   | 0.263           | 0.219 | 0.0676  | 0.0478 | 0.000460 |          |
| 132                      | 12.5                  | 10.4   | 3.00   | 2.10   | 35.3            | 0.0308 | 0.303            | 0.216 | 0.00208 | 0.154   | 0.00208           | 0.767   | 0.256           | 0.214 | 0.0658  | 0.0468 | 0.000450 |          |
| 133                      | 12.5                  | 10.4   | 3.00   | 2.10   | 35.3            | 0.0308 | 0.303            | 0.216 | 0.00208 | 0.154   | 0.00208           | 0.767   | 0.256           | 0.214 | 0.0658  | 0.0468 | 0.000450 |          |
| 134                      | 12.5                  | 10.4   | 3.00   | 2.10   | 35.3            | 0.0308 | 0.303            | 0.216 | 0.00208 | 0.154   | 0.00208           | 0.767   | 0.256           | 0.214 | 0.0658  | 0.0468 | 0.000450 |          |
| Maximum                  |                       | 99.7   | 73.7   | 20.4   | 15.4            | 70.9   | 0.0769           | 0.421 | 0.303   | 0.00218 | 0.191             | 0.00218 | 2.27            | 0.757 | 0.559   | 0.142  | 0.112    | 0.000650 |
| CA Signif. Level         |                       | 2,000  | ---    | 500    | ---             | ---    | 1                | 5     | ---     | 1       | ---               | ---     | ---             | ---   | ---     | 5      | ---      | 1        |
| National Signif. Level   |                       | 2,000  | ---    | 500    | ---             | ---    | 1                | 5     | ---     | 1       | ---               | ---     | 25              | ---   | ---     | 5      | ---      | 1        |
| Background               |                       | 6,785  | 6,785  | 4,152  | 4,152           | 143.1  | 33.9             | 68.0  | 68.0    | 26.9    | 32.7              | 13.4    | 105             | 78.0  | 78.0    | 23.6   | 23.6     | 10.5     |
| Max + Background         |                       | 6,885  | 6,859  | 4,172  | 4,167           | 214    | 34.0             | 68.4  | 68.3    | 26.9    | 32.9              | 13.4    | 107             | 78.8  | 78.6    | 23.7   | 23.7     | 10.5     |
| California AAQS          |                       | 23,000 | ---    | 10,000 | ---             | ---    | 57               | 50    | ---     | 20      | ---               | 12      | 655             | ---   | ---     | 105    | ---      | ---      |
| National AAQS            |                       | ---    | 40,000 | ---    | 10,000          | ---    | ---              | 100   | ---     | 150     | ---               | 35      | 15              | ---   | 1,300   | ---    | 365      | 80       |

**Table 4-7 – Air Modeling Summary for Project Commissioning: Turbine #2**

| Case                     | Concentration (µg/m³) |        |        |        |                 |        |                  |       |         |                   |         |                 |        |       |         |        |          |          |
|--------------------------|-----------------------|--------|--------|--------|-----------------|--------|------------------|-------|---------|-------------------|---------|-----------------|--------|-------|---------|--------|----------|----------|
|                          | CO                    |        |        |        | NO <sub>2</sub> |        | PM <sub>10</sub> |       |         | PM <sub>2.5</sub> |         | SO <sub>2</sub> |        |       |         |        |          |          |
|                          | 1-Hour                |        | 8-Hour |        | 1-Hour          | Annual | 24-Hour          |       | Annual  | 24-Hour           | Annual  | 1-Hour          | 3-Hour |       | 24-Hour |        | Annual   |          |
|                          | H1H                   | H2H    | H1H    | H2H    | H1H             | H1H    | H1H              | H2H   | H1H     | H8H               | H1H     | H1H             | H1H    | H2H   | H1H     | H2H    | H1H      |          |
| Commissioning Turbine #2 | 100                   | 99.4   | 71.8   | 19.3   | 14.5            | 57.7   | 0.0286           | 0.369 | 0.275   | 0.00178           | 0.174   | 0.00178         | 2.26   | 0.755 | 0.545   | 0.137  | 0.102    | 0.000660 |
|                          | 101                   | 39.1   | 27.2   | 7.69   | 5.79            | 59.0   | 0.0279           | 0.357 | 0.256   | 0.00183           | 0.174   | 0.00183         | 2.08   | 0.693 | 0.482   | 0.128  | 0.0905   | 0.000640 |
|                          | 102                   | 66.5   | 45.5   | 13.1   | 9.92            | 59.6   | 0.0282           | 0.356 | 0.250   | 0.00187           | 0.171   | 0.00187         | 2.02   | 0.674 | 0.461   | 0.123  | 0.0868   | 0.000650 |
|                          | 103                   | 65.0   | 43.7   | 13.0   | 9.76            | 60.1   | 0.0283           | 0.354 | 0.248   | 0.00190           | 0.167   | 0.00190         | 1.98   | 0.660 | 0.444   | 0.122  | 0.0851   | 0.000650 |
|                          | 104                   | 31.7   | 20.9   | 6.44   | 4.79            | 60.6   | 0.0286           | 0.356 | 0.247   | 0.00194           | 0.168   | 0.00194         | 1.94   | 0.645 | 0.425   | 0.121  | 0.0839   | 0.000660 |
|                          | 105                   | 35.5   | 23.3   | 7.34   | 5.40            | 61.1   | 0.0287           | 0.357 | 0.246   | 0.00199           | 0.168   | 0.00199         | 1.89   | 0.629 | 0.413   | 0.120  | 0.0826   | 0.000660 |
|                          | 106                   | 59.7   | 39.8   | 12.6   | 9.16            | 61.5   | 0.0290           | 0.358 | 0.245   | 0.00204           | 0.169   | 0.00204         | 1.83   | 0.611 | 0.407   | 0.118  | 0.0811   | 0.000670 |
|                          | 107                   | 57.6   | 39.2   | 12.4   | 8.91            | 61.5   | 0.0290           | 0.358 | 0.243   | 0.00207           | 0.169   | 0.00207         | 1.75   | 0.584 | 0.397   | 0.116  | 0.0786   | 0.000670 |
|                          | 108                   | 28.0   | 19.2   | 6.12   | 4.32            | 59.7   | 0.0290           | 0.358 | 0.241   | 0.00209           | 0.168   | 0.00209         | 1.70   | 0.568 | 0.390   | 0.113  | 0.0766   | 0.000670 |
|                          | 109                   | 31.2   | 21.6   | 6.91   | 4.81            | 57.9   | 0.0289           | 0.355 | 0.238   | 0.00212           | 0.167   | 0.00212         | 1.65   | 0.550 | 0.381   | 0.111  | 0.0744   | 0.000670 |
|                          | 110                   | 51.5   | 35.8   | 11.5   | 7.92            | 54.8   | 0.0277           | 0.350 | 0.233   | 0.00210           | 0.164   | 0.00210         | 1.58   | 0.526 | 0.365   | 0.107  | 0.0712   | 0.000640 |
|                          | 111                   | 49.5   | 34.7   | 11.2   | 7.59            | 52.7   | 0.0275           | 0.347 | 0.229   | 0.00213           | 0.163   | 0.00213         | 1.52   | 0.507 | 0.355   | 0.104  | 0.0687   | 0.000640 |
|                          | 112                   | 23.7   | 16.7   | 5.44   | 3.63            | 50.4   | 0.0271           | 0.343 | 0.225   | 0.00214           | 0.161   | 0.00214         | 1.45   | 0.485 | 0.341   | 0.101  | 0.0660   | 0.000630 |
|                          | 113                   | 26.0   | 18.4   | 6.06   | 3.99            | 47.8   | 0.0267           | 0.337 | 0.219   | 0.00215           | 0.158   | 0.00215         | 1.38   | 0.461 | 0.328   | 0.0973 | 0.0631   | 0.000620 |
|                          | 114                   | 42.7   | 31.0   | 10.1   | 6.61            | 45.2   | 0.0263           | 0.331 | 0.212   | 0.00215           | 0.154   | 0.00215         | 1.30   | 0.435 | 0.316   | 0.0931 | 0.0597   | 0.000610 |
|                          | 115                   | 40.2   | 30.3   | 9.73   | 6.26            | 42.5   | 0.0256           | 0.325 | 0.206   | 0.00216           | 0.153   | 0.00216         | 1.22   | 0.407 | 0.306   | 0.0884 | 0.0562   | 0.000590 |
|                          | 116                   | 19.0   | 14.7   | 4.64   | 2.94            | 39.6   | 0.0250           | 0.314 | 0.200   | 0.00216           | 0.151   | 0.00216         | 1.17   | 0.390 | 0.300   | 0.0849 | 0.0541   | 0.000580 |
|                          | 117                   | 20.9   | 16.2   | 5.10   | 3.22            | 70.7   | 0.0760           | 0.311 | 0.199   | 0.00214           | 0.150   | 0.00214         | 1.12   | 0.374 | 0.290   | 0.0817 | 0.0523   | 0.000560 |
|                          | 118                   | 36.2   | 28.0   | 8.83   | 5.58            | 70.5   | 0.0750           | 0.310 | 0.199   | 0.00214           | 0.150   | 0.00214         | 1.10   | 0.367 | 0.285   | 0.0801 | 0.0514   | 0.000560 |
|                          | 119                   | 35.4   | 27.7   | 8.66   | 5.44            | 69.7   | 0.0720           | 0.307 | 0.199   | 0.00214           | 0.150   | 0.00214         | 1.08   | 0.361 | 0.283   | 0.0789 | 0.0513   | 0.000550 |
|                          | 120                   | 17.2   | 13.7   | 4.24   | 2.65            | 68.9   | 0.0684           | 0.302 | 0.199   | 0.00213           | 0.149   | 0.00213         | 1.06   | 0.354 | 0.281   | 0.0776 | 0.0511   | 0.000540 |
|                          | 121                   | 16.8   | 13.5   | 4.15   | 2.58            | 68.2   | 0.0651           | 0.296 | 0.199   | 0.00212           | 0.149   | 0.00212         | 1.02   | 0.340 | 0.272   | 0.0745 | 0.0498   | 0.000540 |
|                          | 122                   | 16.4   | 13.3   | 4.06   | 2.50            | 67.3   | 0.0618           | 0.293 | 0.199   | 0.00212           | 0.148   | 0.00212         | 0.998  | 0.333 | 0.270   | 0.0732 | 0.0497   | 0.000530 |
|                          | 123                   | 15.9   | 13.1   | 3.95   | 2.42            | 66.5   | 0.0582           | 0.287 | 0.198   | 0.00210           | 0.147   | 0.00210         | 0.976  | 0.325 | 0.267   | 0.0718 | 0.0495   | 0.000520 |
|                          | 124                   | 15.4   | 12.9   | 3.85   | 2.39            | 65.7   | 0.0548           | 0.284 | 0.197   | 0.00208           | 0.146   | 0.00208         | 0.954  | 0.318 | 0.266   | 0.0710 | 0.0494   | 0.000510 |
|                          | 125                   | 14.9   | 12.6   | 3.75   | 2.36            | 64.8   | 0.0512           | 0.283 | 0.197   | 0.00206           | 0.144   | 0.00206         | 0.906  | 0.302 | 0.256   | 0.0688 | 0.0479   | 0.000500 |
|                          | 126                   | 14.3   | 12.3   | 3.63   | 2.34            | 62.5   | 0.0479           | 0.282 | 0.198   | 0.00206           | 0.144   | 0.00206         | 0.882  | 0.294 | 0.253   | 0.0680 | 0.0478   | 0.000500 |
|                          | 127                   | 13.7   | 12.0   | 3.50   | 2.31            | 55.9   | 0.0444           | 0.277 | 0.198   | 0.00206           | 0.143   | 0.00206         | 0.831  | 0.277 | 0.243   | 0.0648 | 0.0464   | 0.000490 |
|                          | 128                   | 13.1   | 11.7   | 3.41   | 2.27            | 49.8   | 0.0409           | 0.272 | 0.199   | 0.00205           | 0.142   | 0.00205         | 0.804  | 0.268 | 0.240   | 0.0633 | 0.0462   | 0.000480 |
|                          | 129                   | 12.5   | 11.4   | 3.36   | 2.23            | 44.1   | 0.0375           | 0.267 | 0.198   | 0.00204           | 0.140   | 0.00204         | 0.754  | 0.251 | 0.229   | 0.0600 | 0.0445   | 0.000460 |
|                          | 130                   | 11.9   | 11.0   | 3.30   | 2.19            | 40.9   | 0.0343           | 0.266 | 0.197   | 0.00202           | 0.140   | 0.00202         | 0.730  | 0.243 | 0.225   | 0.0596 | 0.0441   | 0.000450 |
|                          | 131                   | 11.6   | 10.6   | 3.24   | 2.15            | 38.0   | 0.0313           | 0.268 | 0.197   | 0.00201           | 0.139   | 0.00201         | 0.720  | 0.240 | 0.220   | 0.0582 | 0.0436   | 0.000440 |
|                          | 132                   | 11.3   | 10.4   | 3.20   | 2.12            | 36.8   | 0.0296           | 0.267 | 0.197   | 0.00201           | 0.138   | 0.00201         | 0.693  | 0.231 | 0.214   | 0.0580 | 0.0427   | 0.000430 |
|                          | 133                   | 11.3   | 10.4   | 3.21   | 2.12            | 36.7   | 0.0296           | 0.267 | 0.197   | 0.00201           | 0.138   | 0.00201         | 0.693  | 0.231 | 0.214   | 0.0581 | 0.0427   | 0.000430 |
| 134                      | 11.3                  | 10.4   | 3.21   | 2.12   | 36.7            | 0.0296 | 0.267            | 0.197 | 0.00201 | 0.138             | 0.00201 | 0.693           | 0.231  | 0.214 | 0.0581  | 0.0427 | 0.000430 |          |
| Maximum                  |                       | 99.4   | 71.8   | 19.3   | 14.5            | 70.7   | 0.0760           | 0.369 | 0.275   | 0.00216           | 0.174   | 0.00216         | 2.26   | 0.755 | 0.545   | 0.137  | 0.102    | 0.000670 |
| CA Signif. Level         |                       | 2000   | ---    | 500.0  | ---             | ---    | 1.00             | 5.00  | ---     | 1.00              | ---     | ---             | ---    | ---   | ---     | 5.00   | ---      | 1.00     |
| National Signif. Level   |                       | 2000   | ---    | 500.0  | ---             | ---    | 1.00             | 5.00  | ---     | 1.00              | ---     | ---             | ---    | 25.0  | ---     | 5.00   | ---      | 1.00     |
| Background               |                       | 6,785  | 6,785  | 4,152  | 4,152           | 143.1  | 33.9             | 68.0  | 68.0    | 26.9              | 32.7    | 13.4            | 105.0  | 78.0  | 78.0    | 23.6   | 23.6     | 10.5     |
| Max + Background         |                       | 6,884  | 6,857  | 4,171  | 4,167           | 213.8  | 34.0             | 68.4  | 68.3    | 26.9              | 32.9    | 13.4            | 107.3  | 78.8  | 78.5    | 23.7   | 23.7     | 10.5     |
| California AAQS          |                       | 23,000 | ---    | 10,000 | ---             | 339    | 57               | 50    | ---     | 20                | ---     | 12              | 655    | ---   | ---     | 105    | ---      | ---      |
| National AAQS            |                       | ---    | 40,000 | ---    | 10,000          | ---    | 100              | ---   | 150     | ---               | 35      | 15              | ---    | ---   | 1,300   | ---    | 365      | 80       |

## 5.0 CONCLUSION

The results of the modeling indicate that the proposed facility operations, including Commissioning and Startup/Shutdowns, will not cause or contribute to an exceedance of the Federal and California Ambient Air Quality Standards for NO<sub>2</sub>, SO<sub>2</sub> and CO.

For PM<sub>10</sub>, background concentrations already exceed the annual and 24 hour California standard. Since the background is already in exceedance of the annual standard no additional violations can be due to facility operations. Additionally the 0.24 µg/m<sup>3</sup> predicted annual impact is well below PSD significant impact level of 1 µg/m<sup>3</sup>. Predicted impacts less than SILs are normally considered to not significantly affect compliance with Federal Ambient Air Quality Standards regardless of the background level. Specifically in non-attainment areas, project impacts less than the SILs are deemed to not significantly cause or contribute to violations of the Federal Ambient Air Quality Standard. This can be considered the case for California Ambient Air Quality Standards as well.

Since the District's additional modeling estimated maximum 24 Hour PM<sub>10</sub> impacts of approximately 3.498 µg/m<sup>3</sup>, additional AERMOD modeling could be performed for all days in the 2002-2003 period that 24 Hour PM<sub>10</sub> background concentrations were between 48 µg/m<sup>3</sup> and 50 µg/m<sup>3</sup> (California Standard) to determine whether additional violations would result from facility operations. There was only one day that concentrations were measured within this range (highest monitored value less than the California Standard), a 48 µg/m<sup>3</sup> monitored value on June 26, 2003. Table 5-1 presents the modeling results.

**TABLE 5-1 AIR QUALITY IMPACT SUMMARY FOR ADDITIONAL PM 10 MODELING**

| DATE       | AVG. PERIOD | MAXIMUM MODELED CONCENTRATION (µG/ M <sup>3</sup> ) | BACK-GROUND (µG/ M <sup>3</sup> ) | TOTAL (µG/ M <sup>3</sup> ) | CLASS II SIGNIFICANCE LEVEL (µG/ M <sup>3</sup> ) | SIL (µG/ M <sup>3</sup> ) | AMBIENT AIR QUALITY STANDARDS |                             |
|------------|-------------|---|-----------------------------------|-----------------------------|---|---------------------------|-------------------------------|-----------------------------|
|            |             |   |                                   |                             |   |                           | CAAQS (µG/ M <sup>3</sup> )   | NAAQS (µG/ M <sup>3</sup> ) |
| 06/26/2003 | 24-hour     | 0.89  | 49                                | 49.89                       | 5   | 5                         | 50                            | 150                         |

The additional day modeled within that range plus the background concentration for that day resulted in no predicted additional violation of the 24 Hour PM<sub>10</sub> standard. Therefore it can be concluded that facility operations would not cause or contribute to additional violations of the California 24 Hour Ambient Air Quality Standard for PM<sub>10</sub>.

The modeling results also indicate that no exceedance of the Federal annual or 24 hour PM<sub>2.5</sub> standard is predicted. Monitored background levels (Table 4-1) exceeded the California annual standard of 12 µg/m<sup>3</sup>. Since the background is already in exceedance of the annual standard no additional violations can be due to facility operations. There is no separate California 24 Hour standard for PM<sub>2.5</sub>.

## **ATTACHMENT B**

### **APPROVAL OF HEALTH RISK ASSESSMENT**

Internal Memo  
Application Numbers 985708-985711  
Rule 1200 Health Risk Assessment Report

|                                     |                    |
|-------------------------------------|--------------------|
| Facility ID:                        | 11328A             |
| Applications:                       | 985708-985711      |
| Project Engineer:                   | Camqui Nguyen      |
| Toxics Risk Analyst:                | Michael Kehetian   |
| Date Initially Submitted to Toxics: | 11/21/07           |
| Date Revision Submitted to Toxics:  | 07/22/08           |
| Date Revision Completed by Toxics:  | 08/19/08           |
| Labor Hours Used:                   | 5.0 (Revision)     |
| HRA Tool Used:                      | HARP (Version 1.3) |

The revised Health Risk Assessment (HRA), prepared by TRCsolutions, was reviewed for adherence and technical accuracy with EPA and OEHHA guidance and District Rule 1200 standard procedures.

**Estimated Risks for the Project**

|  |                                   |
|--|-----------------------------------|
| Maximum Individual Cancer Risk         | > 1 and $\leq$ 10 per million LCP |
| Chronic Non-Cancer Health Hazard Index | $\leq$ 1                          |
| Acute Health Hazard Index              | $\leq$ 1                          |

**Input Data Provided by Project Engineer**

|                  |  |
|------------------|--|
| Type of Sources: | Two (2) Natural Gas-Fired Turbines.<br>One (1) Diesel-Fired Water Pump.<br>One (1) Natural Gas-Fired Engine. |
|------------------|--|

Internal Memo  
Application Numbers 985708-985711

**Worst Case Potential Emissions:**

**Each Turbine (Applications 985708 and 985711)**

| CHEMICAL        | HOURLY (lbs/hr) | ANNUAL (lbs/yr) |
|-----------------|-----------------|-----------------|
| NH3             | 3.01E+00        | 9.64E+03        |
| 1,3-Butadiene   | 2.03E-04        | 6.50E-01        |
| Acetaldehyde    | 1.89E-02        | 6.05E+01        |
| Acrolein        | 3.02E-03        | 9.67E+00        |
| Benzene         | 5.67E-03        | 1.81E+01        |
| Ethyl Benzene   | 1.51E-02        | 4.84E+01        |
| Formaldehyde    | 3.35E-01        | 1.07E+03        |
| Propylene Oxide | 1.37E-02        | 4.38E+01        |
| Toluene         | 6.14E-02        | 1.96E+02        |
| XYLENES         | 3.02E-02        | 9.67E+01        |
| B[a]anthracene  | 6.19E-05        | 1.98E-01        |
| B[a]P           | 4.23E-05        | 1.35E-01        |
| B[b]fluoranthen | 3.10E-05        | 9.92E-02        |
| B[k]fluoranthen | 3.10E-05        | 9.92E-02        |
| Chrysene        | 6.90E-05        | 2.21E-01        |
| D[a,h]anthracen | 6.19E-05        | 1.98E-01        |
| In[1,2,3-cd]pyr | 6.19E-05        | 1.98E-01        |
| Naphthalene     | 3.64E-03        | 1.16E+01        |

Note: Acrolein emissions and noncancer health effects not evaluated. Refer to District "Acrolein Risk Management Policy" dated August 28, 2007.

**Diesel-Fired Water Pump (Application 985709)**

| CHEMICAL        | HOURLY (lbs/hr) | ANNUAL (lbs/yr) |
|-----------------|-----------------|-----------------|
| 1,3-Butadiene   | 4.82E-05        | 2.51E-03        |
| Acetaldehyde    | 9.45E-04        | 4.92E-02        |
| Acrolein        | 1.14E-04        | 5.93E-03        |
| Benzene         | 1.15E-03        | 5.98E-02        |
| Formaldehyde    | 1.45E-03        | 7.56E-02        |
| Toluene         | 5.04E-04        | 2.62E-02        |
| XYLENES         | 3.51E-04        | 1.83E-02        |
| B[a]anthracene  | 2.07E-06        | 1.08E-04        |
| B[a]P           | 2.32E-07        | 1.21E-05        |
| B[b]fluoranthen | 1.22E-07        | 6.35E-06        |
| B[k]fluoranthen | 1.91E-07        | 9.93E-06        |
| Chrysene        | 4.35E-07        | 2.26E-05        |
| D[a,h]anthracen | 7.19E-07        | 3.74E-05        |
| In[1,2,3-cd]pyr | 4.62E-07        | 2.40E-05        |
| Naphthalene     | 1.05E-04        | 5.44E-03        |
| Propylene       | 3.18E-03        | 1.65E-01        |

Internal Memo  
Application Numbers 985708-985711

**Black-Start Engine (Application 985710)**

| CHEMICAL        | HOURLY (lbs/hr) | ANNUAL (lbs/yr) |
|-----------------|-----------------|-----------------|
| 1,3-Butadiene   | 2.43E-04        | 3.40E-03        |
| Acetaldehyde    | 7.60E-03        | 1.06E-01        |
| Acrolein        | 4.67E-03        | 6.54E-02        |
| Benzene         | 4.00E-04        | 5.60E-03        |
| Ethyl Benzene   | 3.61E-05        | 5.05E-04        |
| Formaldehyde    | 4.80E-02        | 6.72E-01        |
| Toluene         | 3.71E-04        | 5.19E-03        |
| XYLENES         | 1.67E-04        | 2.34E-03        |
| B[a]anthracene  | 8.80E-08        | 1.23E-06        |
| B[a]P           | 3.44E-09        | 4.82E-08        |
| B[b]fluoranthen | 7.08E-08        | 9.91E-07        |
| B[k]fluoranthen | 1.07E-08        | 1.50E-07        |
| Chrysene        | 2.00E-08        | 2.80E-07        |
| D[a,h]anthracen | 3.44E-09        | 4.82E-08        |
| In[1,2,3-cd]pyr | 9.67E-09        | 3.44E-09        |
| Naphthalene     | 2.75E-05        | 3.85E-04        |
| Methanol        | 2.27E-03        | 3.18E-02        |
| Hexane          | 1.01E-03        | 1.41E-02        |
| Phenol          | 2.18E-05        | 3.05E-04        |

**Process Data:**

**Each Turbine (Applications 985708 and 985711)**

| Operation Parameter       | Value    |
|---------------------------|----------|
| Fuel Usage (MMBTU/hr)     | 4.72E+02 |
| Annual hours of operation | 3,200    |

**Diesel-Fired Water Pump (Application 985709)**

| Operation Parameter       | Value |
|---------------------------|-------|
| Fuel Usage (MMBTU/hr)     | 1.23  |
| Engine horsepower (bhp)   | 310   |
| Fuel Consumption (gal/hr) | 8.9   |
| Annual hours of operation | 52    |

**Black-Start Engine (Application 985710)**

| Operation Parameter       | Value |
|---------------------------|-------|
| Fuel Usage (MMBTU/hr)     | 0.91  |
| Annual hours of operation | 14    |



Internal Memo  
Application Numbers 985708-985711

**Release Parameters:**

**Each Turbine (Applications 985708 and 985711)**

| <b>Release Parameter</b> | <b>Value</b> |
|--------------------------|--------------|
| Stack Height (ft)        | 80           |
| Stack Diameter (ft)      | 12.5         |
| Temperature deg F        | 841          |
| Exhaust Velocity (fps)   | 80.9         |

**Diesel-Fired Water Pump (Application 985709)**

| <b>Release Parameter</b> | <b>Value</b> |
|--------------------------|--------------|
| Stack Height (ft)        | 18           |
| Stack Diameter (ft)      | 0.5          |
| Temperature deg F        | 917          |
| Exhaust Velocity (fps)   | 165          |

**Black-Start Engine (Application 985710)**

| <b>Release Parameter</b> | <b>Value</b> |
|--------------------------|--------------|
| Stack Height (ft)        | 19.2         |
| Stack Diameter (ft)      | 1.17         |
| Temperature deg F        | 1,123        |
| Exhaust Velocity (fps)   | 103.4        |

**Discussion**

The HRA was reviewed using submitted HARP software data files and included the following:

- HARP\_OGAFC2.mdb, OGAFC2.ISC, Emission (\*.EMS), Source Receptor (\*.SRC), and Dispersion (\*.XOQ).
- Escondido 1998-2000 meteorology data.
- Complex Terrain (\*.dem).
- Residential and Worker Cancer Risk, Chronic and Acute Hazard Indexes, and Site Parameters (\*.sit) generated by HARP with the appropriate Health Table.

Internal Memo  
Application Numbers 985708-985711

Reference: Orange Grove Project, Application for Certification, Section 6.16, Public Health.