DOCKETED	
Docket Number:	23-OPT-02
Project Title:	Darden Clean Energy Project
TN #:	254672
Document Title:	Data Response Set 1 Appendix A - Geotechnical Report Vol 5
Description:	Volume 5 of the geotechnical report provided in response to DR GEO-1 as part of Appendix A of Response Set 1.
Filer:	Evelyn Langsdale
Organization:	Rincon Consultants
Submitter Role:	Applicant Consultant
Submission Date:	2/23/2024 5:09:26 PM
Docketed Date:	2/26/2024

Data Response Set 1 - Appendix A

DR GEO-1 Geotechnical Engineering Report - Volume V

Darden Solar Facility

Preliminary Geotechnical Engineering Report

Volume V

October 13, 2023 | Terracon Project No. 60225172

Prepared for:

IP Darden I, LLC

Terracon
Explore with us

Nationwide
Terracon.com

- Facilities
- Environmental
- Geotechnical
- Materials

Tension Load Test Result for PLT-86A

Project Information

Project Name:	Darden Solar
Project Location:	Cantua Creek, CA
Project Number:	60225172

Axial Load Test Set Up

Number of Gauges:	2
Height of Gauges [in.]:	6
Load Cell:	DILLON ED

Test Date and Representative

Tested By Terracon Rep:	AT
Date Tested:	6/19/2023

Pile Information

Pile ID:	PLT-86A
Group Latitude [deg.]:	36.4445
Group Longitude[deg.]:	-120.2460
Pile Type:	W6X9
Pile Embedment Depth [in.]:	72
Pile Diameter [in.]:	5.9
Pile Stick-Up [in.]:	24
Axial Target Load [lbs.]:	7,000
Pile Area [sq. in.]:	2.68
Elastic Modulus [ksi.]:	29,000
Drive Time [sec.]:	15

Tension Test Results				Davisson Offset Limit Lines	
% of Target Load	Axial Load [lbs.]	Deflection Δ (in.) Gauges #1 & #2	Elastic Data (in.) (PL/AE)	Davisson Offset Limit (in.) (0.15+(PL/AE))	Comments
0%	0	0.000	0.000	0.199	
7%	500	0.008	0.000	0.200	
14%	1000	0.014	0.001	0.200	
21%	1500	0.019	0.001	0.201	
29%	2000	0.029	0.002	0.201	
36%	2500	0.038	0.002	0.201	
43%	3000	0.081	0.003	0.202	
50%	3500	0.797	0.003	0.202	
57%	4000		0.004	0.203	
64%	4500		0.004	0.203	
71%	5000		0.005	0.204	
79%	5500		0.005	0.204	
86%	6000		0.006	0.205	
93%	6500		0.006	0.205	
100%	7000		0.006	0.206	
0%	0	0.746	0.000	0.199	

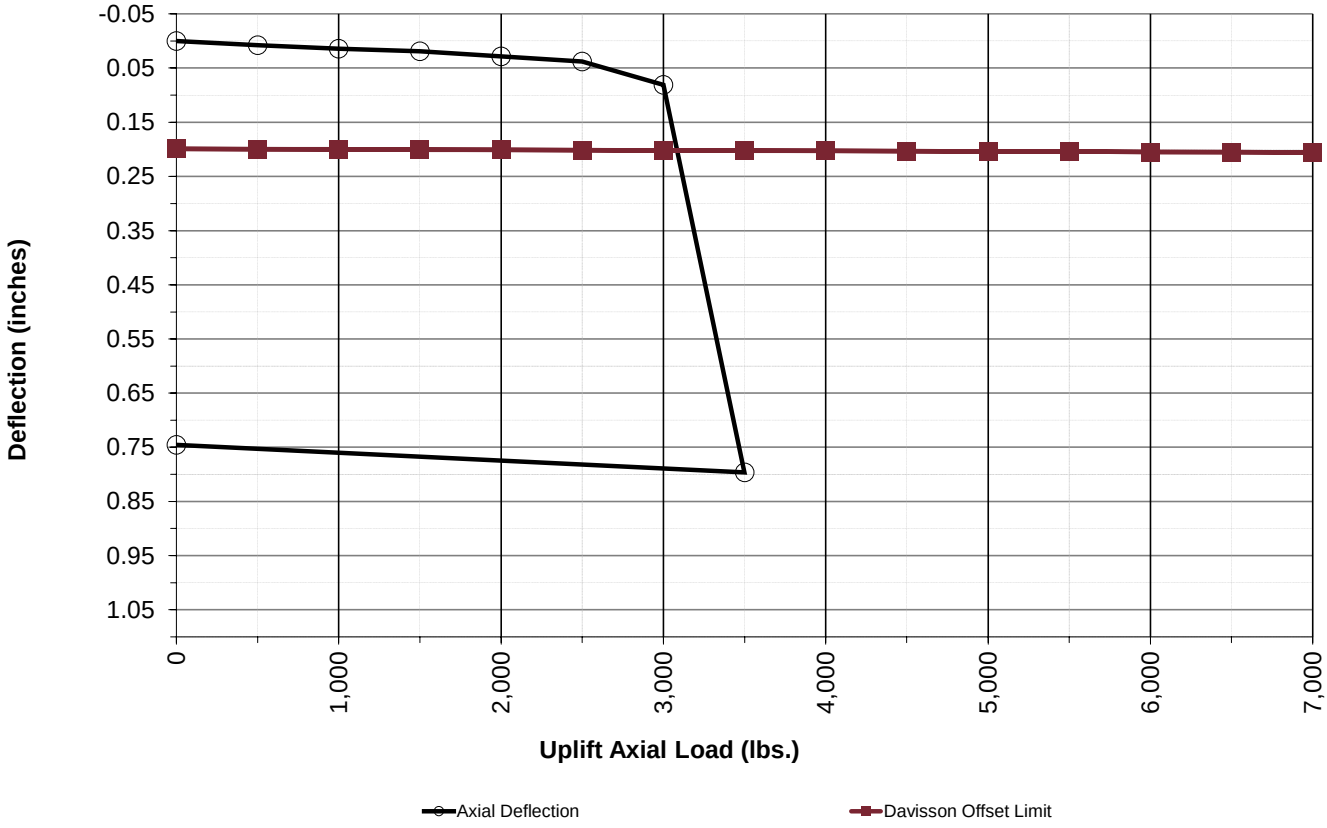

Tension Load Test Result for PLT-86B

Project Information

Project Name:	Darden Solar
Project Location:	Cantua Creek, CA
Project Number:	60225172

Axial Load Test Set Up

Number of Gauges:	2
Height of Gauges [in.]:	6
Load Cell:	DILLON ED

Test Date and Representative

Tested By Terracon Rep:	AT
Date Tested:	6/19/2023

Pile Information

Pile ID:	PLT-86B
Group Latitude [deg.]:	36.4445
Group Longitude[deg.]:	-120.2460
Pile Type:	W6X9
Pile Embedment Depth [in.]:	108
Pile Diameter [in.]:	5.9
Pile Stick-Up [in.]:	24
Axial Target Load [lbs.]:	7,000
Pile Area [sq. in.]:	2.68
Elastic Modulus [ksi.]:	29,000
Drive Time [sec.]:	30

Tension Test Results				Davisson Offset Limit Lines	
% of Target Load	Axial Load [lbs.]	Deflection Δ (in.) Gauges #1 & #2	Elastic Data (in.) (PL/AE)	Davisson Offset Limit (in.) (0.15+(PL/AE))	Comments
0%	0	0.000	0.000	0.199	
7%	500	0.004	0.001	0.200	
14%	1000	0.007	0.001	0.201	
21%	1500	0.011	0.002	0.201	
29%	2000	0.014	0.003	0.202	
36%	2500	0.019	0.003	0.203	
43%	3000	0.024	0.004	0.203	
50%	3500	0.031	0.005	0.204	
57%	4000	0.045	0.006	0.205	
64%	4500	0.080	0.006	0.205	
71%	5000	0.138	0.007	0.206	
79%	5500	0.344	0.008	0.207	
86%	6000	0.776	0.008	0.208	
93%	6500		0.009	0.208	
100%	7000		0.010	0.209	
0%	0	0.734	0.000	0.199	

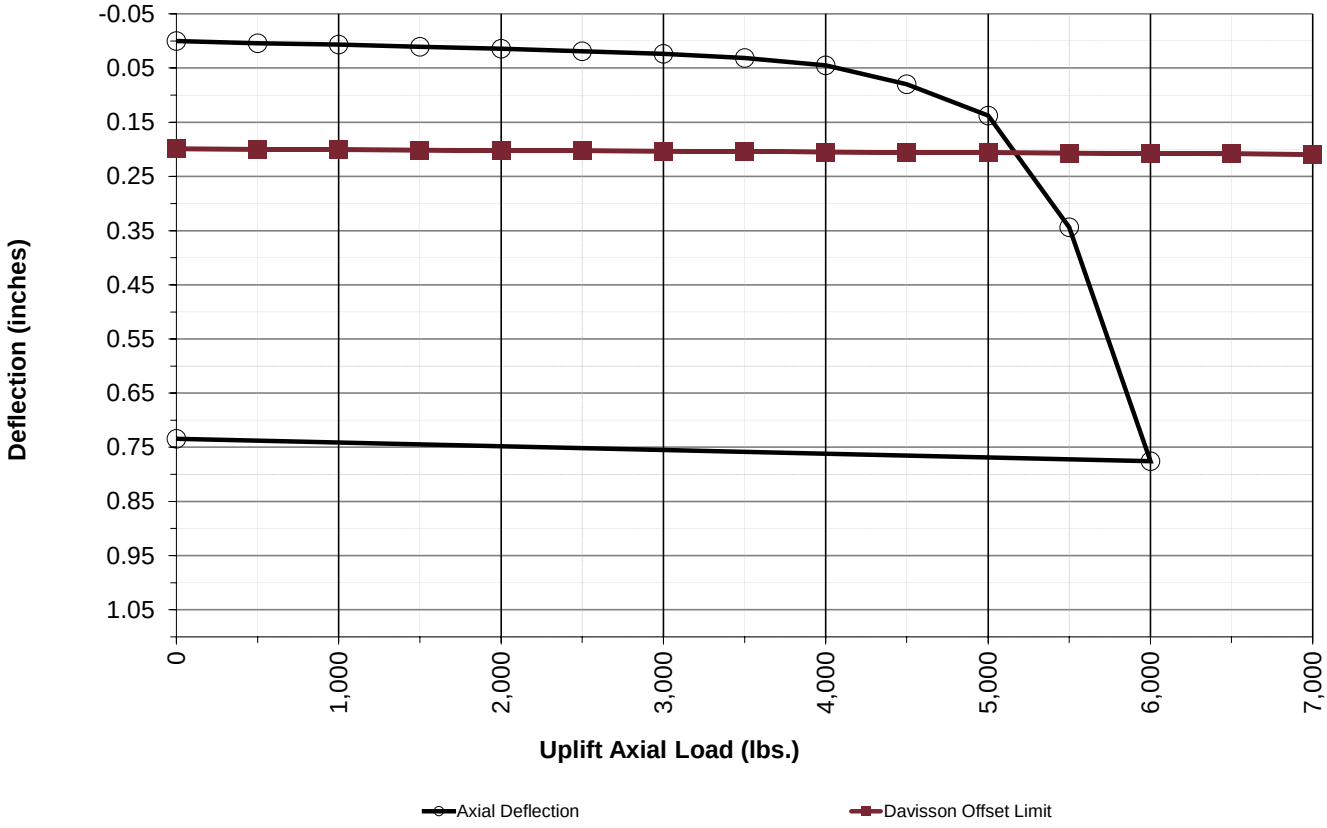

Tension Load Test Result for PLT-87A

Project Information

Project Name:	Darden Solar
Project Location:	Cantua Creek, CA
Project Number:	60225172

Axial Load Test Set Up

Number of Gauges:	2
Height of Gauges [in.]:	6
Load Cell:	DILLON ED

Test Date and Representative

Tested By Terracon Rep:	AT
Date Tested:	6/20/2023

Pile Information

Pile ID:	PLT-87A
Group Latitude [deg.]:	36.4427
Group Longitude[deg.]:	-120.2392
Pile Type:	W6X9
Pile Embedment Depth [in.]:	84
Pile Diameter [in.]:	5.9
Pile Stick-Up [in.]:	24
Axial Target Load [lbs.]:	7,000
Pile Area [sq. in.]:	2.68
Elastic Modulus [ksi.]:	29,000
Drive Time [sec.]:	29

Tension Test Results				Davisson Offset Limit Lines	
% of Target Load	Axial Load [lbs.]	Deflection Δ (in.) Gauges #1 & #2	Elastic Data (in.) (PL/AE)	Davisson Offset Limit (in.) (0.15+(PL/AE))	Comments
0%	0	0.000	0.000	0.199	
7%	500	0.012	0.001	0.200	
14%	1000	0.019	0.001	0.200	
21%	1500	0.029	0.002	0.201	
29%	2000	0.038	0.002	0.201	
36%	2500	0.050	0.003	0.202	
43%	3000	0.062	0.003	0.202	
50%	3500	0.088	0.004	0.203	
57%	4000	0.117	0.004	0.203	
64%	4500	0.204	0.005	0.204	
71%	5000	0.398	0.005	0.205	
79%	5500	0.551	0.006	0.205	
86%	6000	0.798	0.006	0.206	
93%	6500		0.007	0.206	
100%	7000		0.008	0.207	
0%	0	0.694	0.000	0.199	

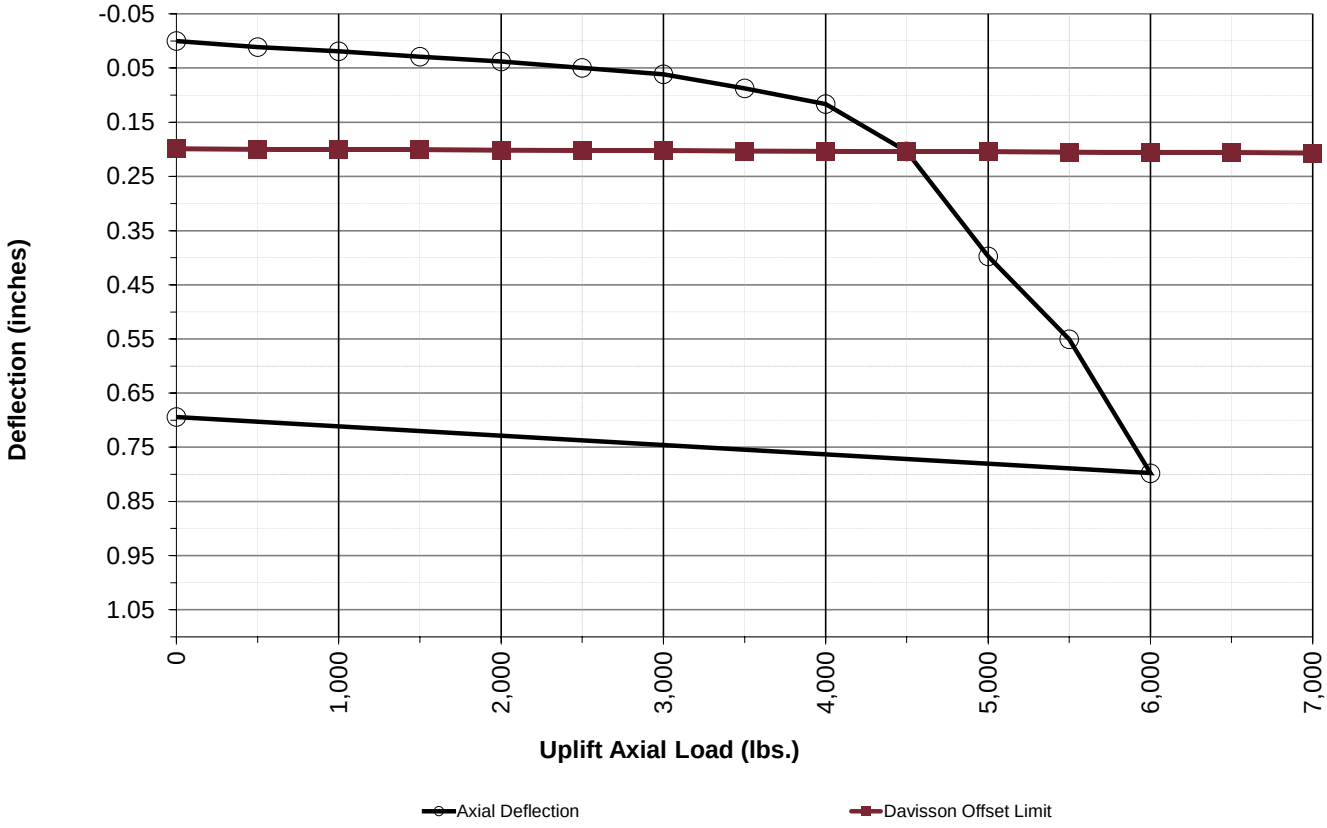

Tension Load Test Result for PLT-87B

Project Information

Project Name:	Darden Solar
Project Location:	Cantua Creek, CA
Project Number:	60225172

Axial Load Test Set Up

Number of Gauges:	2
Height of Gauges [in.]:	6
Load Cell:	DILLON ED

Test Date and Representative

Tested By Terracon Rep:	AT
Date Tested:	6/20/2023

Pile Information

Pile ID:	PLT-87B
Group Latitude [deg.]:	36.4427
Group Longitude[deg.]:	-120.2392
Pile Type:	W6X9
Pile Embedment Depth [in.]:	96
Pile Diameter [in.]:	5.9
Pile Stick-Up [in.]:	24
Axial Target Load [lbs.]:	7,000
Pile Area [sq. in.]:	2.68
Elastic Modulus [ksi.]:	29,000
Drive Time [sec.]:	42

Tension Test Results				Davisson Offset Limit Lines	
% of Target Load	Axial Load [lbs.]	Deflection Δ (in.) Gauges #1 & #2	Elastic Data (in.) (PL/AE)	Davisson Offset Limit (in.) (0.15+(PL/AE))	Comments
0%	0	0.000	0.000	0.199	
7%	500	0.004	0.001	0.200	
14%	1000	0.005	0.001	0.200	
21%	1500	0.007	0.002	0.201	
29%	2000	0.009	0.002	0.202	
36%	2500	0.013	0.003	0.202	
43%	3000	0.017	0.004	0.203	
50%	3500	0.023	0.004	0.203	
57%	4000	0.034	0.005	0.204	
64%	4500	0.052	0.006	0.205	
71%	5000	0.069	0.006	0.205	
79%	5500	0.101	0.007	0.206	
86%	6000	0.243	0.007	0.207	
93%	6500	0.378	0.008	0.207	
100%	7000	0.573	0.009	0.208	
0%	0	0.506	0.000	0.199	

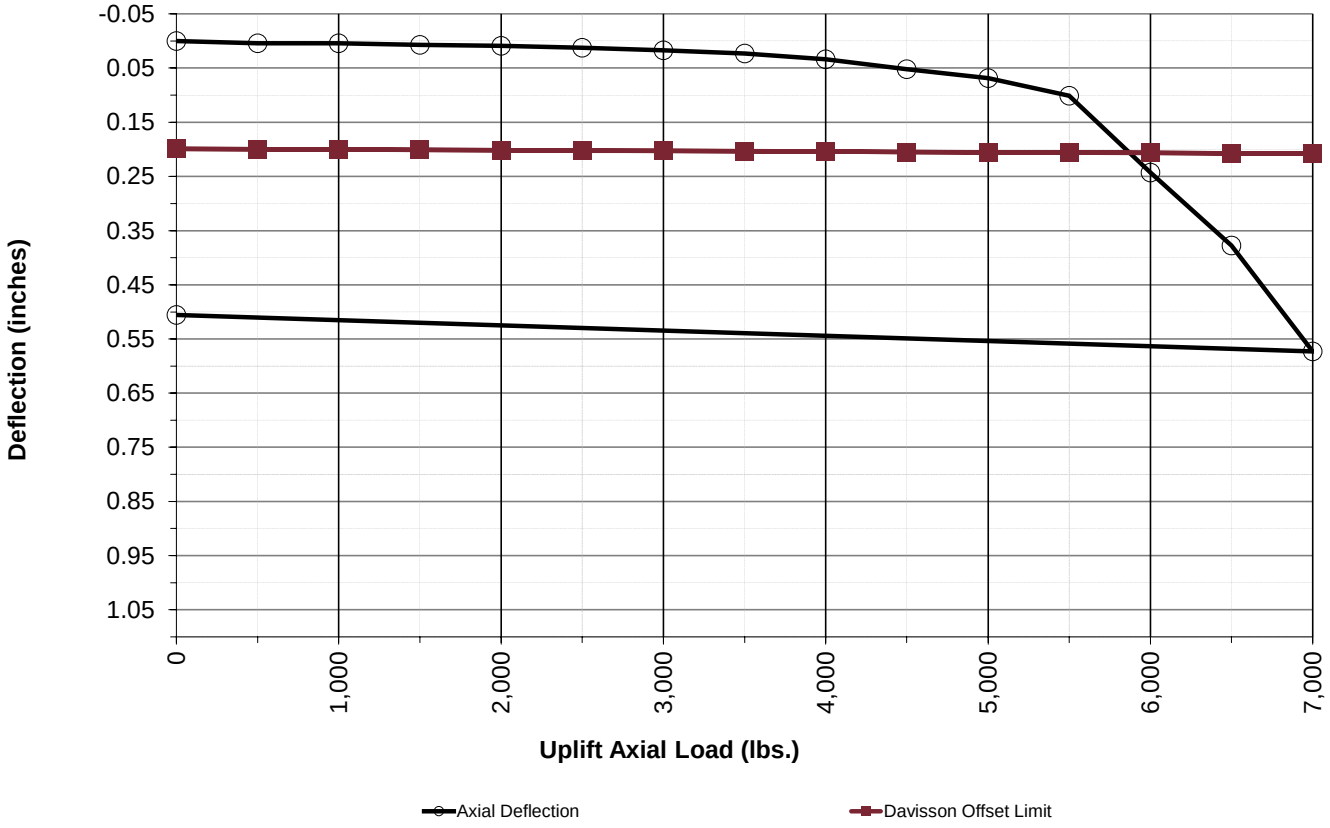

Tension Load Test Result for PLT-88A

Project Information

Project Name:	Darden Solar
Project Location:	Cantua Creek, CA
Project Number:	60225172

Axial Load Test Set Up

Number of Gauges:	2
Height of Gauges [in.]:	6
Load Cell:	DILLON ED

Test Date and Representative

Tested By Terracon Rep:	AT
Date Tested:	6/19/2023

Pile Information

Pile ID:	PLT-88A
Group Latitude [deg.]:	36.4372
Group Longitude[deg.]:	-120.2464
Pile Type:	W6X9
Pile Embedment Depth [in.]:	60
Pile Diameter [in.]:	5.9
Pile Stick-Up [in.]:	24
Axial Target Load [lbs.]:	7,000
Pile Area [sq. in.]:	2.68
Elastic Modulus [ksi.]:	29,000
Drive Time [sec.]:	17

Tension Test Results				Davisson Offset Limit Lines	
% of Target Load	Axial Load [lbs.]	Deflection Δ (in.) Gauges #1 & #2	Elastic Data (in.) (PL/AE)	Davisson Offset Limit (in.) (0.15+(PL/AE))	Comments
0%	0	0.000	0.000	0.199	
7%	500	0.008	0.000	0.200	
14%	1000	0.015	0.001	0.200	
21%	1500	0.017	0.001	0.200	
29%	2000	0.022	0.002	0.201	
36%	2500	0.027	0.002	0.201	
43%	3000	0.037	0.002	0.201	
50%	3500	0.061	0.003	0.202	
57%	4000	0.119	0.003	0.202	
64%	4500	0.799	0.003	0.203	
71%	5000		0.004	0.203	
79%	5500		0.004	0.203	
86%	6000		0.005	0.204	
93%	6500		0.005	0.204	
100%	7000		0.005	0.205	
0%	0	0.745	0.000	0.199	

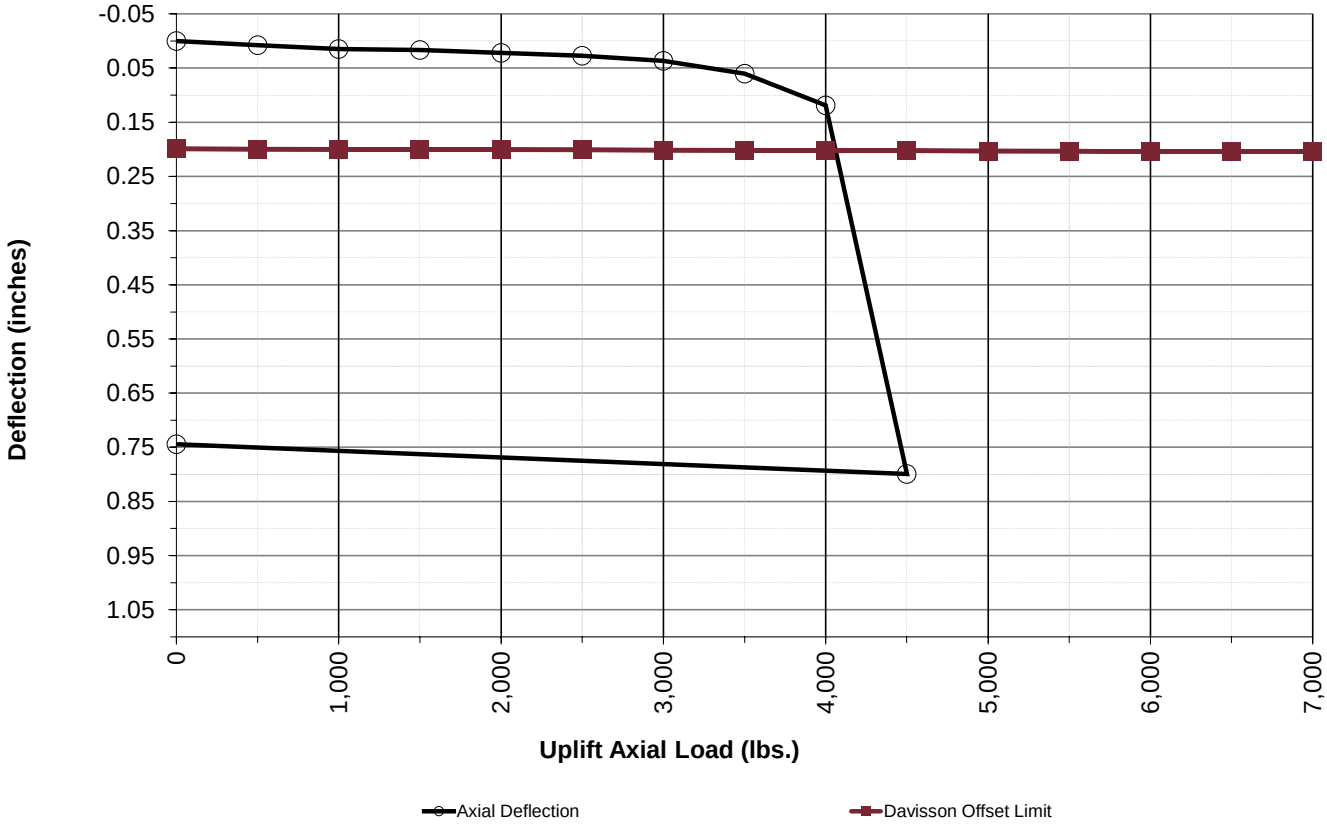

Tension Load Test Result for PLT-88B

Project Information

Project Name:	Darden Solar
Project Location:	Cantua Creek, CA
Project Number:	60225172

Axial Load Test Set Up

Number of Gauges:	2
Height of Gauges [in.]:	6
Load Cell:	DILLON ED

Test Date and Representative

Tested By Terracon Rep:	AT
Date Tested:	6/19/2023

Pile Information

Pile ID:	PLT-88B
Group Latitude [deg.]:	36.4372
Group Longitude[deg.]:	-120.2464
Pile Type:	W6X9
Pile Embedment Depth [in.]:	96
Pile Diameter [in.]:	5.9
Pile Stick-Up [in.]:	24
Axial Target Load [lbs.]:	7,000
Pile Area [sq. in.]:	2.68
Elastic Modulus [ksi.]:	29,000
Drive Time [sec.]:	36

Tension Test Results				Davisson Offset Limit Lines	
% of Target Load	Axial Load [lbs.]	Deflection Δ (in.) Gauges #1 & #2	Elastic Data (in.) (PL/AE)	Davisson Offset Limit (in.) (0.15+(PL/AE))	Comments
0%	0	0.000	0.000	0.199	
7%	500	0.008	0.001	0.200	
14%	1000	0.010	0.001	0.200	
21%	1500	0.012	0.002	0.201	
29%	2000	0.017	0.002	0.202	
36%	2500	0.022	0.003	0.202	
43%	3000	0.025	0.004	0.203	
50%	3500	0.030	0.004	0.203	
57%	4000	0.038	0.005	0.204	
64%	4500	0.050	0.006	0.205	
71%	5000	0.068	0.006	0.205	
79%	5500	0.150	0.007	0.206	
86%	6000	0.814	0.007	0.207	
93%	6500		0.008	0.207	
100%	7000		0.009	0.208	
0%	0	0.789	0.000	0.199	

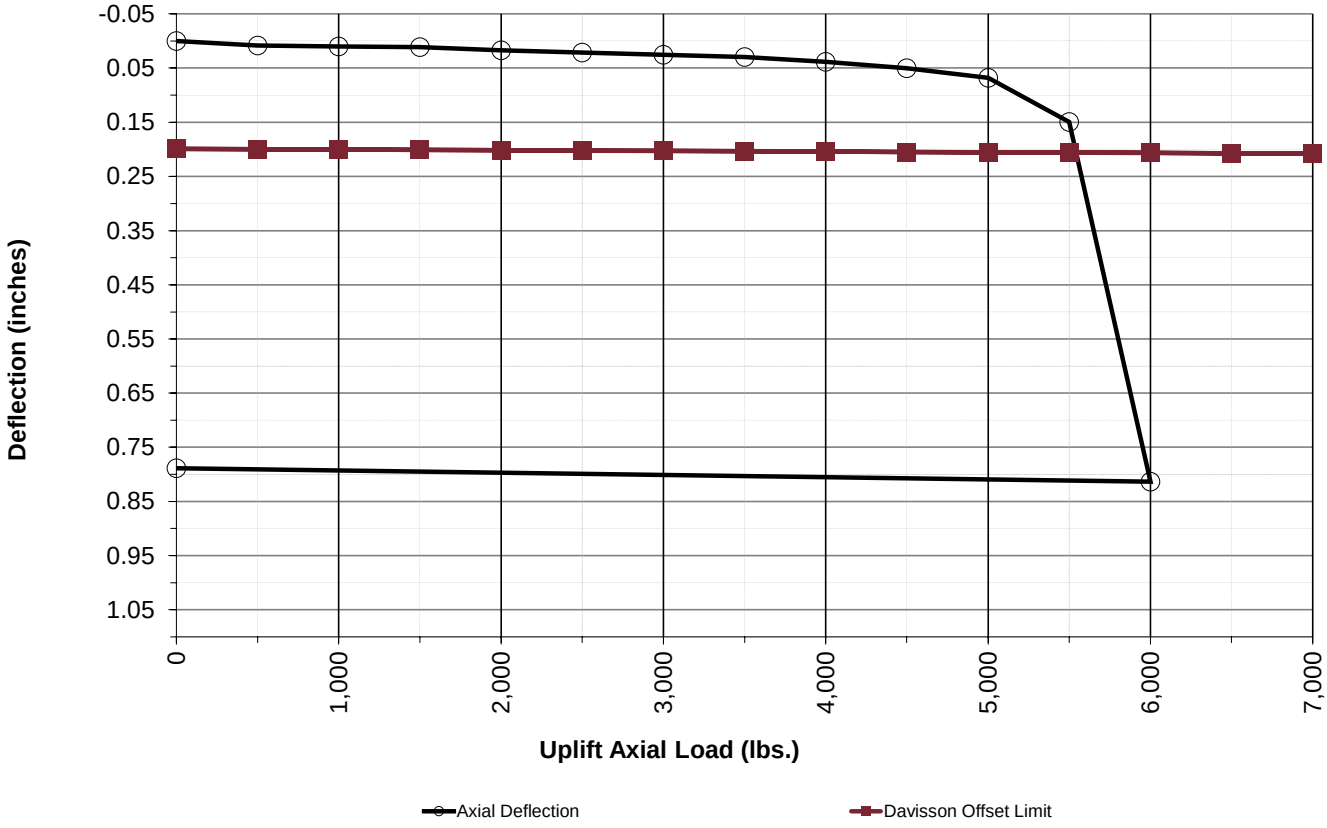

Tension Load Test Result for PLT-89A

Project Information

Project Name:	Darden Solar
Project Location:	Cantua Creek, CA
Project Number:	60225172

Axial Load Test Set Up

Number of Gauges:	2
Height of Gauges [in.]:	6
Load Cell:	DILLON ED

Test Date and Representative

Tested By Terracon Rep:	AT
Date Tested:	6/19/2023

Pile Information

Pile ID:	PLT-89A
Group Latitude [deg.]:	36.4409
Group Longitude[deg.]:	-120.2467
Pile Type:	W6X9
Pile Embedment Depth [in.]:	60
Pile Diameter [in.]:	5.9
Pile Stick-Up [in.]:	24
Axial Target Load [lbs.]:	7,000
Pile Area [sq. in.]:	2.68
Elastic Modulus [ksi.]:	29,000
Drive Time [sec.]:	21

Tension Test Results				Davisson Offset Limit Lines	
% of Target Load	Axial Load [lbs.]	Deflection Δ (in.) Gauges #1 & #2	Elastic Data (in.) (PL/AE)	Davisson Offset Limit (in.) (0.15+(PL/AE))	Comments
0%	0	0.000	0.000	0.199	
7%	500	0.006	0.000	0.200	
14%	1000	0.013	0.001	0.200	
21%	1500	0.018	0.001	0.200	
29%	2000	0.026	0.002	0.201	
36%	2500	0.034	0.002	0.201	
43%	3000	0.044	0.002	0.201	
50%	3500	0.060	0.003	0.202	
57%	4000	0.121	0.003	0.202	
64%	4500	0.215	0.003	0.203	
71%	5000	0.482	0.004	0.203	
79%	5500	0.796	0.004	0.203	
86%	6000		0.005	0.204	
93%	6500		0.005	0.204	
100%	7000		0.005	0.205	
0%	0	0.716	0.000	0.199	

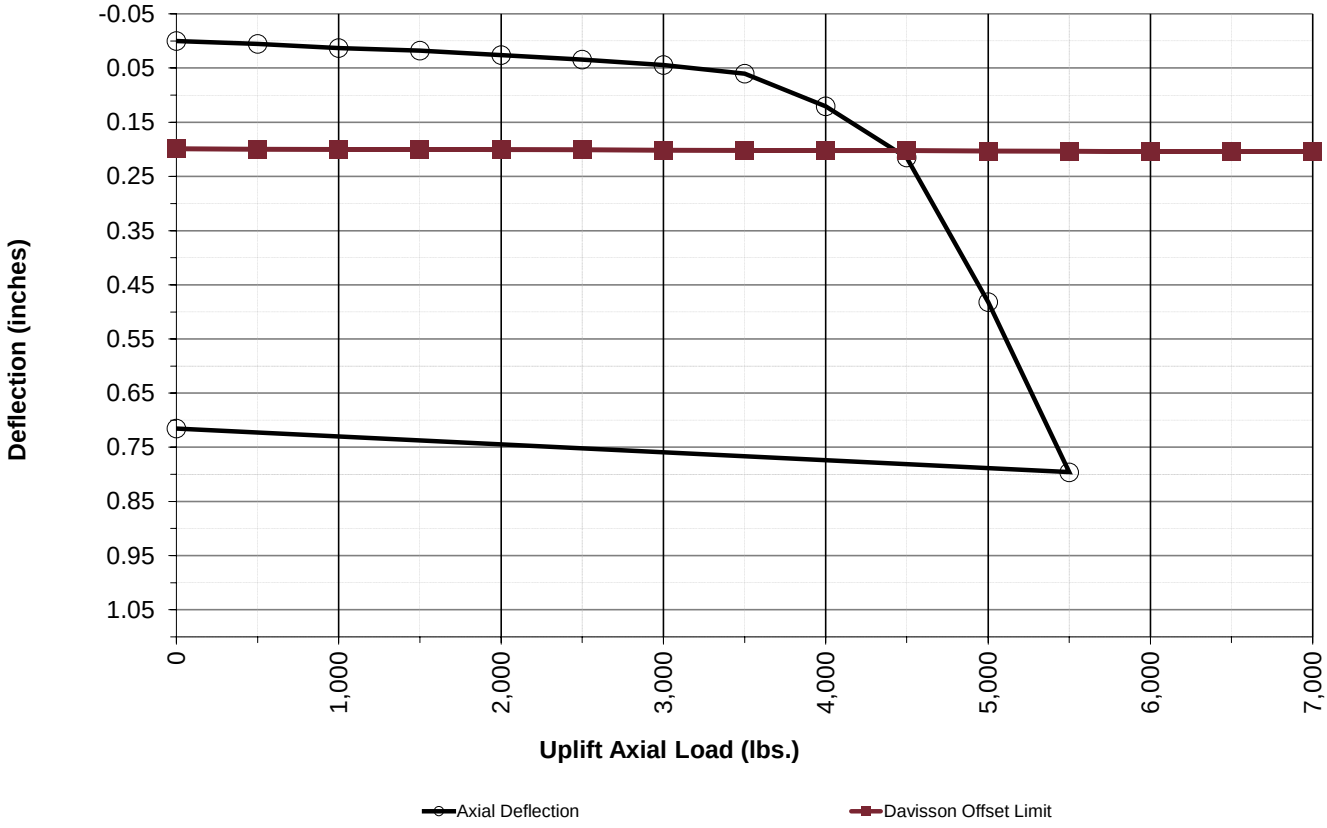

Tension Load Test Result for PLT-89B

Project Information

Project Name:	Darden Solar
Project Location:	Cantua Creek, CA
Project Number:	60225172

Axial Load Test Set Up

Number of Gauges:	2
Height of Gauges [in.]:	6
Load Cell:	DILLON ED

Test Date and Representative

Tested By Terracon Rep:	AT
Date Tested:	6/19/2023

Pile Information

Pile ID:	PLT-89B
Group Latitude [deg.]:	36.4409
Group Longitude[deg.]:	-120.2467
Pile Type:	W6X9
Pile Embedment Depth [in.]:	72
Pile Diameter [in.]:	5.9
Pile Stick-Up [in.]:	24
Axial Target Load [lbs.]:	7,000
Pile Area [sq. in.]:	2.68
Elastic Modulus [ksi.]:	29,000
Drive Time [sec.]:	21

Tension Test Results				Davisson Offset Limit Lines	
% of Target Load	Axial Load [lbs.]	Deflection Δ (in.) Gauges #1 & #2	Elastic Data (in.) (PL/AE)	Davisson Offset Limit (in.) (0.15+(PL/AE))	Comments
0%	0	0.000	0.000	0.199	
7%	500	0.000	0.000	0.200	
14%	1000	0.005	0.001	0.200	
21%	1500	0.010	0.001	0.201	
29%	2000	0.016	0.002	0.201	
36%	2500	0.026	0.002	0.201	
43%	3000	0.052	0.003	0.202	
50%	3500	0.124	0.003	0.202	
57%	4000	0.818	0.004	0.203	
64%	4500		0.004	0.203	
71%	5000		0.005	0.204	
79%	5500		0.005	0.204	
86%	6000		0.006	0.205	
93%	6500		0.006	0.205	
100%	7000		0.006	0.206	
0%	0	0.773	0.000	0.199	

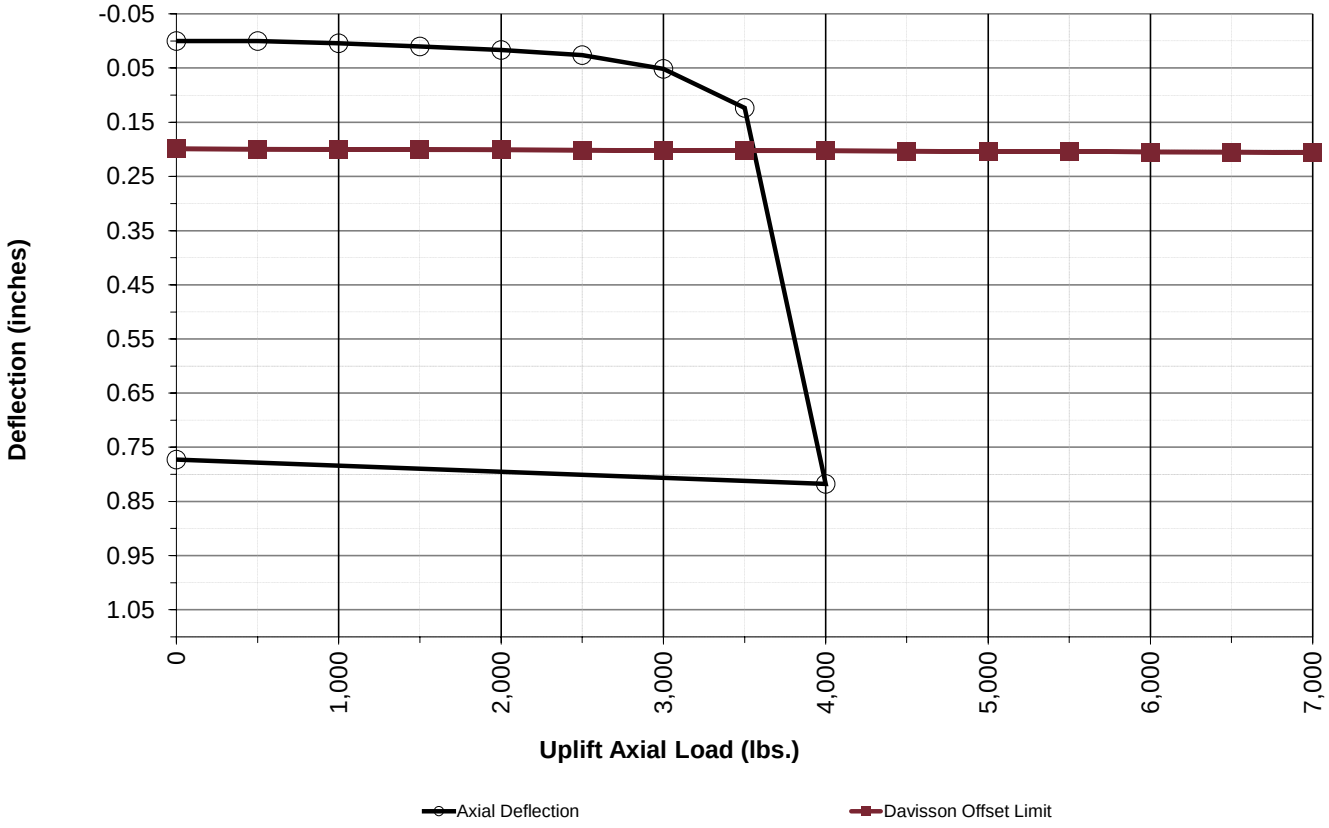

Tension Load Test Result for PLT-90A

Project Information

Project Name:	Darden Solar
Project Location:	Cantua Creek, CA
Project Number:	60225172

Axial Load Test Set Up

Number of Gauges:	2
Height of Gauges [in.]:	6
Load Cell:	DILLON ED

Test Date and Representative

Tested By Terracon Rep:	AT
Date Tested:	6/20/2023

Pile Information

Pile ID:	PLT-90A
Group Latitude [deg.]:	36.4354
Group Longitude[deg.]:	-120.2361
Pile Type:	W6X9
Pile Embedment Depth [in.]:	84
Pile Diameter [in.]:	5.9
Pile Stick-Up [in.]:	24
Axial Target Load [lbs.]:	7,000
Pile Area [sq. in.]:	2.68
Elastic Modulus [ksi.]:	29,000
Drive Time [sec.]:	26

Tension Test Results				Davisson Offset Limit Lines	
% of Target Load	Axial Load [lbs.]	Deflection Δ (in.) Gauges #1 & #2	Elastic Data (in.) (PL/AE)	Davisson Offset Limit (in.) (0.15+(PL/AE))	Comments
0%	0	0.000	0.000	0.199	
7%	500	0.009	0.001	0.200	
14%	1000	0.015	0.001	0.200	
21%	1500	0.019	0.002	0.201	
29%	2000	0.025	0.002	0.201	
36%	2500	0.031	0.003	0.202	
43%	3000	0.036	0.003	0.202	
50%	3500	0.045	0.004	0.203	
57%	4000	0.056	0.004	0.203	
64%	4500	0.073	0.005	0.204	
71%	5000	0.101	0.005	0.205	
79%	5500	0.178	0.006	0.205	
86%	6000	0.397	0.006	0.206	
93%	6500	0.766	0.007	0.206	
100%	7000		0.008	0.207	
0%	0	0.689	0.000	0.199	

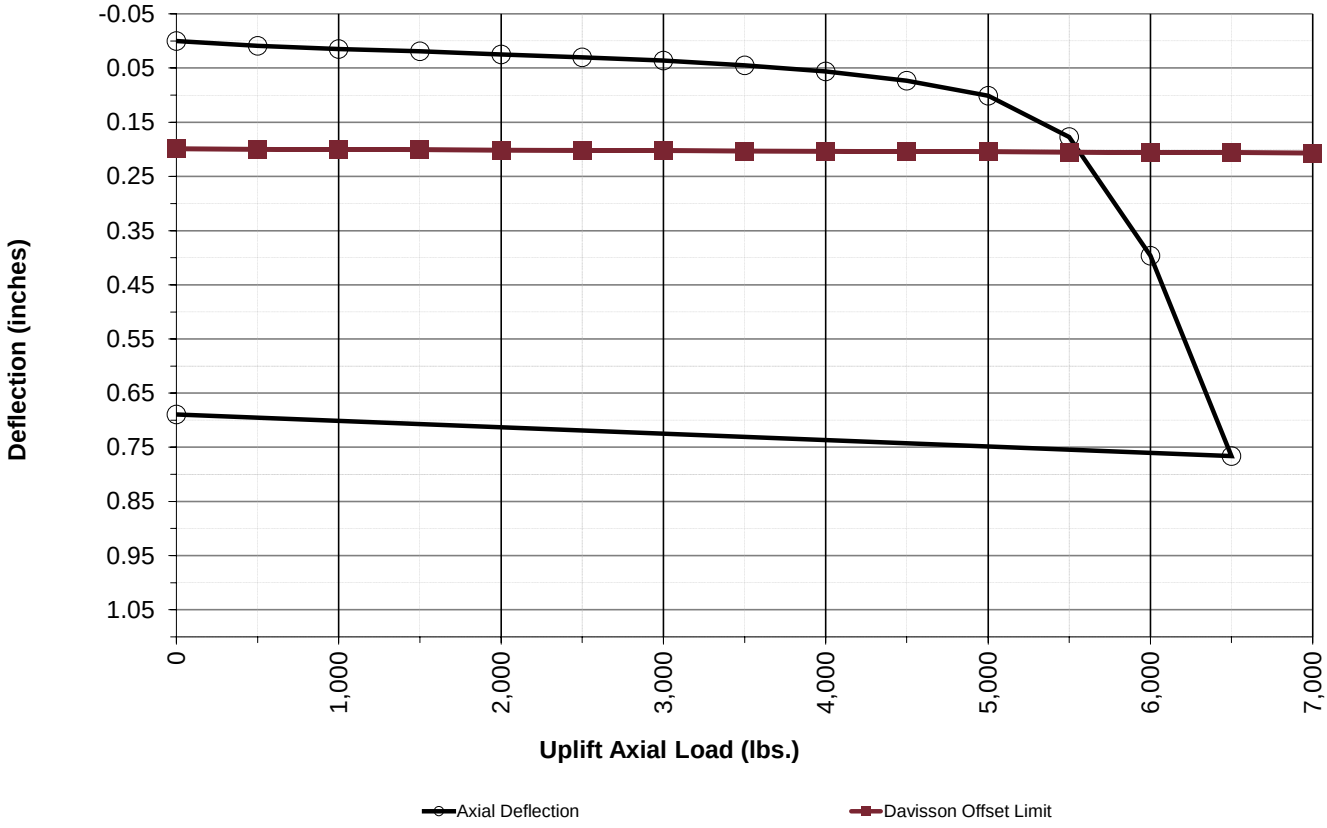

Tension Load Test Result for PLT-90B

Project Information

Project Name:	Darden Solar
Project Location:	Cantua Creek, CA
Project Number:	60225172

Axial Load Test Set Up

Number of Gauges:	2
Height of Gauges [in.]:	6
Load Cell:	DILLON ED

Test Date and Representative

Tested By Terracon Rep:	AT
Date Tested:	6/20/2023

Pile Information

Pile ID:	PLT-90B
Group Latitude [deg.]:	36.4354
Group Longitude[deg.]:	-120.2361
Pile Type:	W6X9
Pile Embedment Depth [in.]:	96
Pile Diameter [in.]:	5.9
Pile Stick-Up [in.]:	24
Axial Target Load [lbs.]:	7,000
Pile Area [sq. in.]:	2.68
Elastic Modulus [ksi.]:	29,000
Drive Time [sec.]:	36

Tension Test Results				Davisson Offset Limit Lines	
% of Target Load	Axial Load [lbs.]	Deflection Δ (in.) Gauges #1 & #2	Elastic Data (in.) (PL/AE)	Davisson Offset Limit (in.) (0.15+(PL/AE))	Comments
0%	0	0.000	0.000	0.199	
7%	500	0.009	0.001	0.200	
14%	1000	0.013	0.001	0.200	
21%	1500	0.017	0.002	0.201	
29%	2000	0.023	0.002	0.202	
36%	2500	0.028	0.003	0.202	
43%	3000	0.034	0.004	0.203	
50%	3500	0.041	0.004	0.203	
57%	4000	0.049	0.005	0.204	
64%	4500	0.057	0.006	0.205	
71%	5000	0.066	0.006	0.205	
79%	5500	0.081	0.007	0.206	
86%	6000	0.107	0.007	0.207	
93%	6500	0.162	0.008	0.207	
100%	7000	0.360	0.009	0.208	
0%	0	0.295	0.000	0.199	

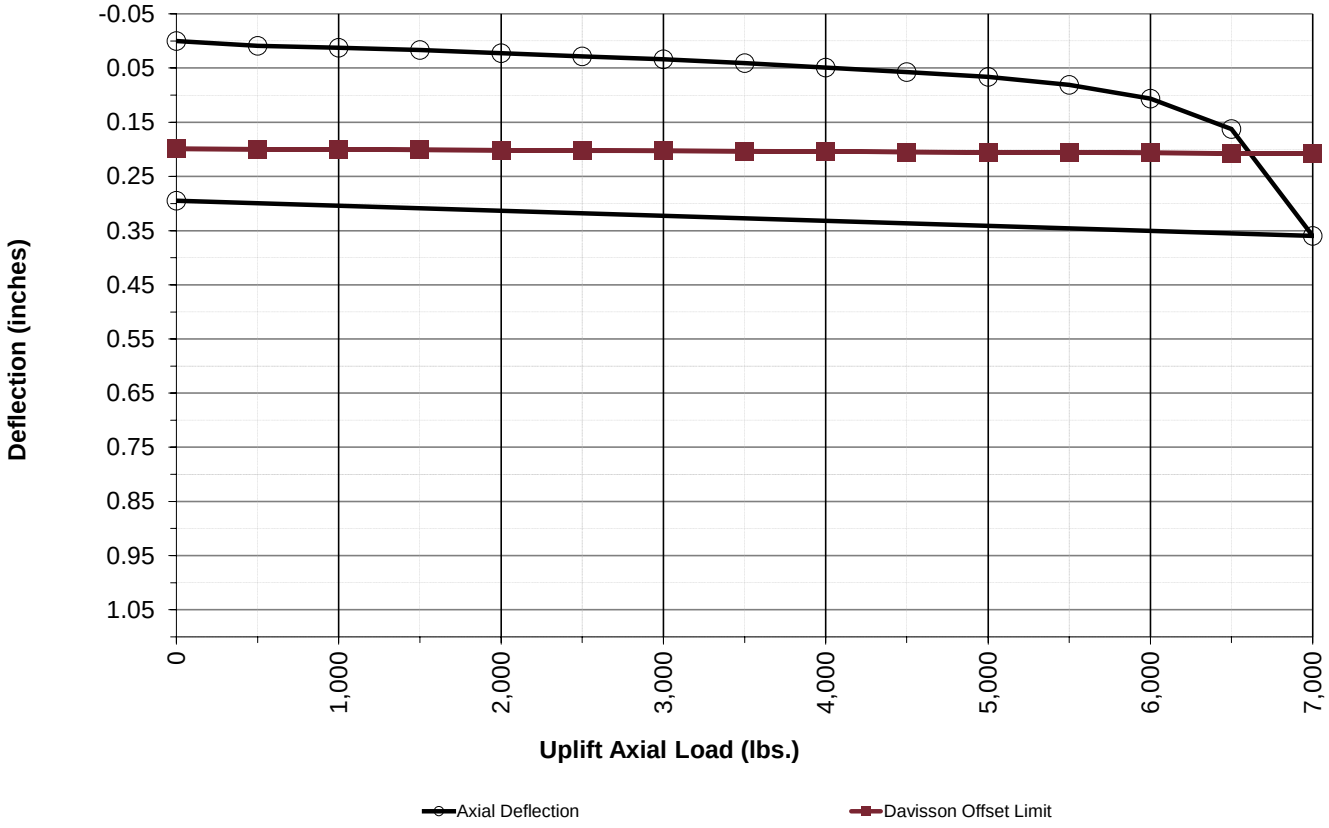

Tension Load Test Result for PLT-91A

Project Information

Project Name:	Darden Solar
Project Location:	Cantua Creek, CA
Project Number:	60225172

Axial Load Test Set Up

Number of Gauges:	2
Height of Gauges [in.]:	6
Load Cell:	DILLON ED

Test Date and Representative

Tested By Terracon Rep:	AT
Date Tested:	6/20/2023

Pile Information

Pile ID:	PLT-91A
Group Latitude [deg.]:	36.4299
Group Longitude[deg.]:	-120.2342
Pile Type:	W6X9
Pile Embedment Depth [in.]:	60
Pile Diameter [in.]:	5.9
Pile Stick-Up [in.]:	24
Axial Target Load [lbs.]:	7,000
Pile Area [sq. in.]:	2.68
Elastic Modulus [ksi.]:	29,000
Drive Time [sec.]:	15

Tension Test Results				Davisson Offset Limit Lines	
% of Target Load	Axial Load [lbs.]	Deflection Δ (in.) Gauges #1 & #2	Elastic Data (in.) (PL/AE)	Davisson Offset Limit (in.) (0.15+(PL/AE))	Comments
0%	0	0.000	0.000	0.199	
7%	500	0.008	0.000	0.200	
14%	1000	0.011	0.001	0.200	
21%	1500	0.014	0.001	0.200	
29%	2000	0.023	0.002	0.201	
36%	2500	0.032	0.002	0.201	
43%	3000	0.045	0.002	0.201	
50%	3500	0.075	0.003	0.202	
57%	4000	0.169	0.003	0.202	
64%	4500	0.411	0.003	0.203	
71%	5000	0.778	0.004	0.203	
79%	5500		0.004	0.203	
86%	6000		0.005	0.204	
93%	6500		0.005	0.204	
100%	7000		0.005	0.205	
0%	0	0.705	0.000	0.199	

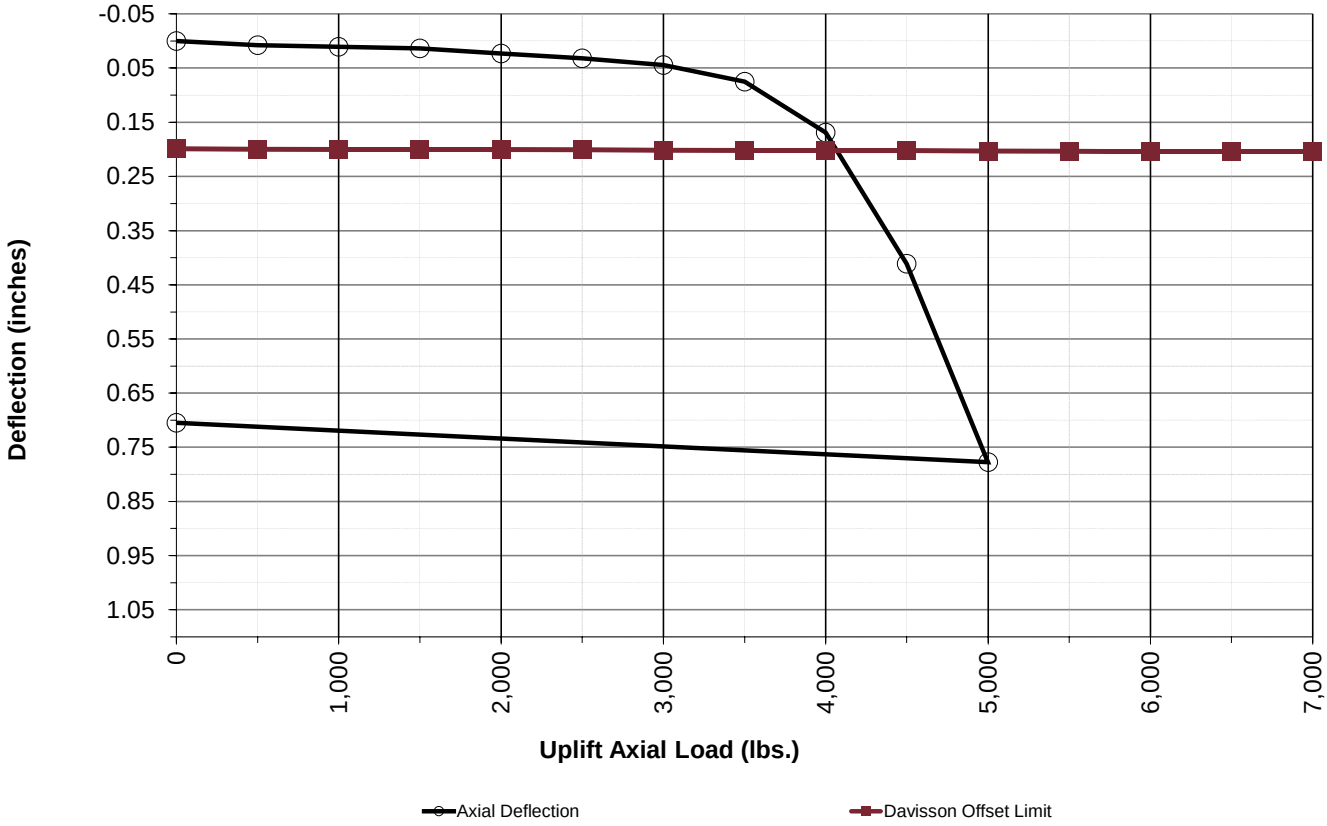

Tension Load Test Result for PLT-91B

Project Information

Project Name:	Darden Solar
Project Location:	Cantua Creek, CA
Project Number:	60225172

Axial Load Test Set Up

Number of Gauges:	2
Height of Gauges [in.]:	6
Load Cell:	DILLON ED

Test Date and Representative

Tested By Terracon Rep:	AT
Date Tested:	6/20/2023

Pile Information

Pile ID:	PLT-91B
Group Latitude [deg.]:	36.4299
Group Longitude[deg.]:	-120.2342
Pile Type:	W6X9
Pile Embedment Depth [in.]:	96
Pile Diameter [in.]:	5.9
Pile Stick-Up [in.]:	24
Axial Target Load [lbs.]:	7,000
Pile Area [sq. in.]:	2.68
Elastic Modulus [ksi.]:	29,000
Drive Time [sec.]:	25

Tension Test Results				Davisson Offset Limit Lines	
% of Target Load	Axial Load [lbs.]	Deflection Δ (in.) Gauges #1 & #2	Elastic Data (in.) (PL/AE)	Davisson Offset Limit (in.) (0.15+(PL/AE))	Comments
0%	0	0.000	0.000	0.199	
7%	500	0.014	0.001	0.200	
14%	1000	0.016	0.001	0.200	
21%	1500	0.018	0.002	0.201	
29%	2000	0.018	0.002	0.202	
36%	2500	0.023	0.003	0.202	
43%	3000	0.027	0.004	0.203	
50%	3500	0.107	0.004	0.203	
57%	4000	0.117	0.005	0.204	
64%	4500	0.144	0.006	0.205	
71%	5000	0.209	0.006	0.205	
79%	5500	0.455	0.007	0.206	
86%	6000	0.825	0.007	0.207	
93%	6500		0.008	0.207	
100%	7000		0.009	0.208	
0%	0	0.751	0.000	0.199	

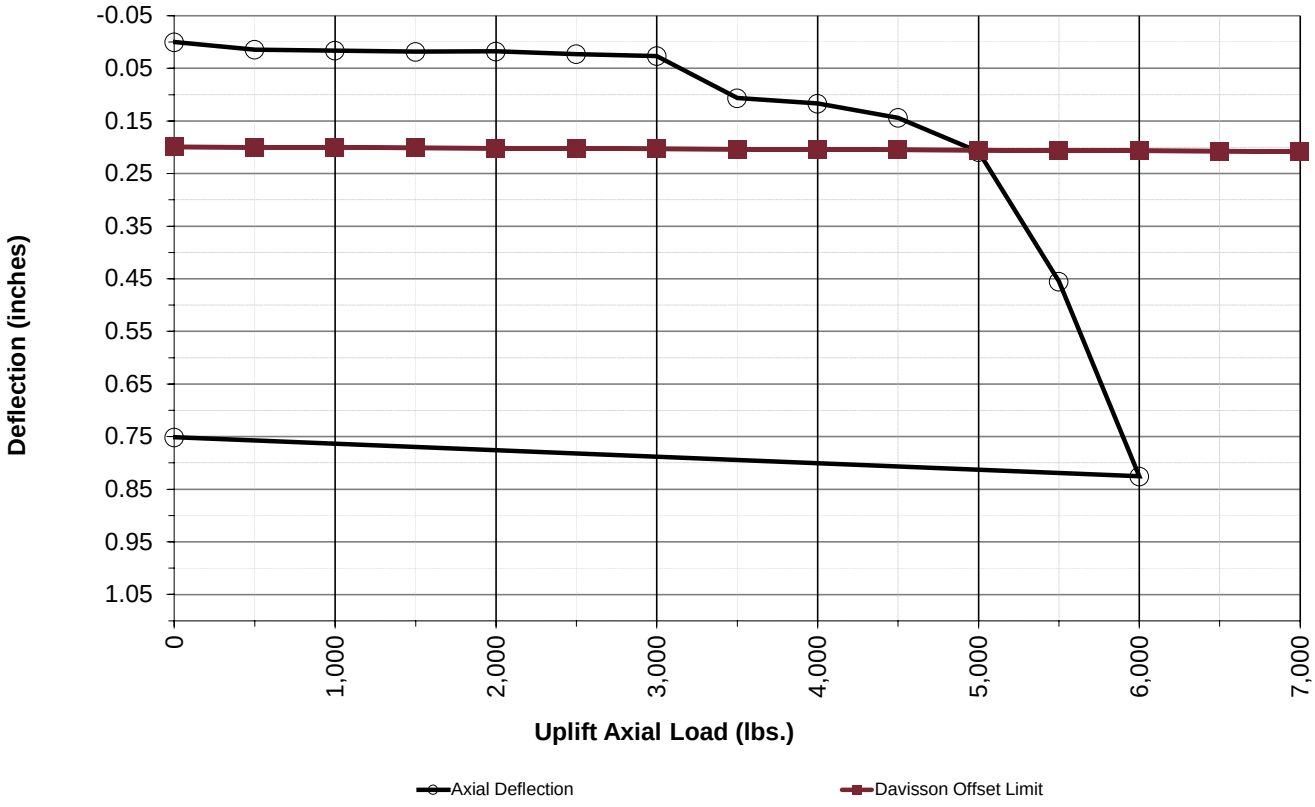

Axial Compression Test Results

Compression Load						
Pile No.		Pile Type	Embedment Depth, ft	Pile Drive Time, sec	Yield Deflection, in[1]	Load, lb
PLT-1	C	W6x9	5	8	0.25	4,000
PLT-2	C	W6x9	6	15	0.25**	6,100
PLT-3	C	W6x9	7	36	0.25**	11,600
PLT-4	C	W6x9	5	7	0.25**	9,600
PLT-5	C	W6x9	6	20	0.25**	7,200
PLT-6	C	W6x9	7	19	0.25**	10,600
PLT-7	C	W6x9	5	11	0.25**	7,800
PLT-8	C	W6x9	6	27	0.08*	13,000
PLT-9	C	W6x9	7	43	0.06*	13,000
PLT-10	C	W6x9	5	11	0.25**	4,100
PLT-11	C	W6x9	6	7	0.24	10,000
PLT-12	C	W6x9	7	31	0.07*	13,000
PLT-13	C	W6x9	5	11	0.25**	8,600
PLT-14	C	W6x9	6	34	0.08*	13,000
PLT-15	C	W6x9	7	28	0.25**	11,100
PLT-16	C	W6x9	5	15	0.25	1,500
PLT-17	C	W6x9	6	27	0.06*	13,000
PLT-18	C	W6x9	7	42	0.25**	12,100
PLT-19	C	W6x9	5	7	0.25	7,000
PLT-20	C	W6x9	6	15	0.25**	11,000
PLT-21	C	W6x9	7	28	0.09*	9,500
PLT-22	C	W6x9	5	14	0.25**	4,100
PLT-23	C	W6x9	6	27	0.13*	13,000
PLT-24	C	W6x9	7	31	0.08*	13,000
PLT-25	C	W6x9	5	13	0.25**	11,100
PLT-26	C	W6x9	6	15	0.04*	13,000
PLT-27	C	W6x9	7	37	0.25**	9,600
PLT-28	C	W6x9	5	21	0.25**	9,200
PLT-29	C	W6x9	6	37	0.24	10,000
PLT-30	C	W6x9	7	29	0.05*	13,000
PLT-31	C	W6x9	5	23	0.25**	12,100
PLT-32	C	W6x9	6	29	0.09	12,500

[1] Yield deflection is defined near ¼"

* Maximum load reached prior to deflection criteria

** Value interpolated from testing results

Compression Load						
Pile No.		Pile Type	Embedment Depth, ft	Pile Drive Time, sec	Yield Deflection, in[1]	Load, lb
PLT-33	C	W6x9	7	52	0.03*	13,000
PLT-34	C	W6x9	5	18	0.26	12,000
PLT-35	C	W6x9	6	25	0.14*	13,000
PLT-36	C	W6x9	7	58	0.04*	13,000
PLT-37	C	W6x9	5	22	0.08*	13,000
PLT-38	C	W6x9	6	33	0.1*	13,000
PLT-39	C	W6x9	7	31	0.06*	13,000
PLT-40	C	W6x9	5	24	0.03*	13,000
PLT-41	C	W6x9	6	24	0.25**	10,100
PLT-42	C	W6x9	7	22	0.25**	10,300
PLT-43	C	W6x9	5	22	0.25**	9,100
PLT-44	C	W6x9	6	22	0.25**	8,100
PLT-45	C	W6x9	7	21	0.25	12,500
PLT-46	C	W6x9	5	15	0.25**	5,600
PLT-47	C	W6x9	6	29	0.25**	5,600
PLT-48	C	W6x9	7	38	0.25**	11,100
PLT-49	C	W6x9	5	22	0.25**	6,700
PLT-50	C	W6x9	6	19	0.25**	11,600
PLT-51	C	W6x9	7	43	0.06*	13,000
PLT-52	C	W6x9	5	21	0.25**	8,300
PLT-53	C	W6x9	6	30	0.04*	13,000
PLT-54	C	W6x9	7	33	0.05*	13,000
PLT-55	C	W6x9	5	27	0.06*	13,000
PLT-56	C	W6x9	6	31	0.07*	13,000
PLT-57	C	W6x9	7	31	0.05*	13,000
PLT-58	C	W6x9	5	22	--	--
PLT-59	C	W6x9	6	32	0.25**	9,100
PLT-60	C	W6x9	7	53	0.25**	10,200
PLT-61	C	W6x9	5	19	0.25**	5,300
PLT-62	C	W6x9	6	22	0.25	10,000
PLT-63	C	W6x9	7	30	0.03*	13,000

[1] Yield deflection is defined near ¼"

* Maximum load reached prior to deflection criteria

** Value interpolated from testing results

Compression Load						
Pile No.		Pile Type	Embedment Depth, ft	Pile Drive Time, sec	Yield Deflection, in[1]	Load, lb
PLT-64	C	W6x9	5	19	0.08*	13,000
PLT-65	C	W6x9	6	34	0.04*	13,000
PLT-66	C	W6x9	7	25	0.25**	11,600
PLT-67	C	W6x9	5	23	0.08*	13,000
PLT-68	C	W6x9	6	23	0.25**	9,600
PLT-69	C	W6x9	7	34	0.04*	13,000
PLT-70	C	W6x9	5	9	0.25**	4,600
PLT-71	C	W6x9	6	25	0.25**	11,100
PLT-72	C	W6x9	7	20	0.16*	13,000
PLT-73	C	W6x9	5	15	0.25**	8,600
PLT-74	C	W6x9	6	26	0.25**	8,100
PLT-75	C	W6x9	7	26	0.25**	12,100
PLT-76	C	W6x9	5	27	0.25**	10,600
PLT-77	C	W6x9	6	52	--	--
PLT-78	C	W6x9	7	26	0.25**	7,600
PLT-79	C	W6x9	5	20	0.25**	12,500
PLT-80	C	W6x9	6	25	0.09*	13,000
PLT-81	C	W6x9	7	35	0.25**	12,600
PLT-82	C	W6x9	5	16	0.25**	8,500
PLT-83	C	W6x9	6	27	0.25**	12,600
PLT-84	C	W6x9	7	22	0.25**	6,100
PLT-85	C	W6x9	5	14	0.25**	6,100
PLT-86	C	W6x9	6	21	0.25**	6,600
PLT-87	C	W6x9	7	26	0.25**	12,100
PLT-88	C	W6x9	5	17	0.25**	6,100
PLT-89	C	W6x9	5	14	0.25**	7,600
PLT-90	C	W6x9	7	32	0.25**	12,200
PLT-91	C	W6x9	5	14	0.25**	6,600

[1] Yield deflection is defined near ¼"

* Maximum load reached prior to deflection criteria

** Value interpolated from testing results

Compression Load Test Result for PLT-1C

Project Information

Project Name:	Darden Solar
Project Location:	Cantua Creek, CA
Project Number:	60225172

Axial Load Test Set Up

Number of Gauges:	2
Height of Gauges [in]:	6
Load Cell:	OHAUS 10Ton

Test Date and Representative

Tested By Terracon Rep:	AT
Date Tested:	4/4/2023

Pile Information

Pile ID:	PLT-1C
Latitude [deg.]:	36.52243
Longitude [deg.]:	-120.22354
Pile Type:	W6X9
Pile Embedment Depth [in.]:	60
Pile Diameter [in.]:	5.9
Pile Stick-Up [in.]:	24
Axial Design Load [lbs.]:	13,000
Pile Area [sq. in.]:	2.68
Elastic Modulus [ksi.]:	29,000
Drive Time [sec.]:	8

Compression Test Results

% of Design Load	Axial Load [lbs.]	Deflection Δ (in.) Gauges #1 & #2	Comments
0%	0	0.000	
4%	500	0.013	
8%	1,000	0.018	
12%	1,500	0.027	
15%	2,000	0.044	
19%	2,500	0.068	
23%	3,000	0.134	
27%	3,500	0.206	
31%	4,000	0.251	
35%	4,500	0.348	
38%	5,000	0.575	
42%	5,500	0.777	
46%	6,000		
50%	6,500		
54%	7,000		
58%	7,500		
62%	8,000		
65%	8,500		
69%	9,000		
73%	9,500		
77%	10,000		
81%	10,500		
85%	11,000		
88%	11,500		
92%	12,000		
96%	12,500		
100%	13,000		
0%	0	0.702	

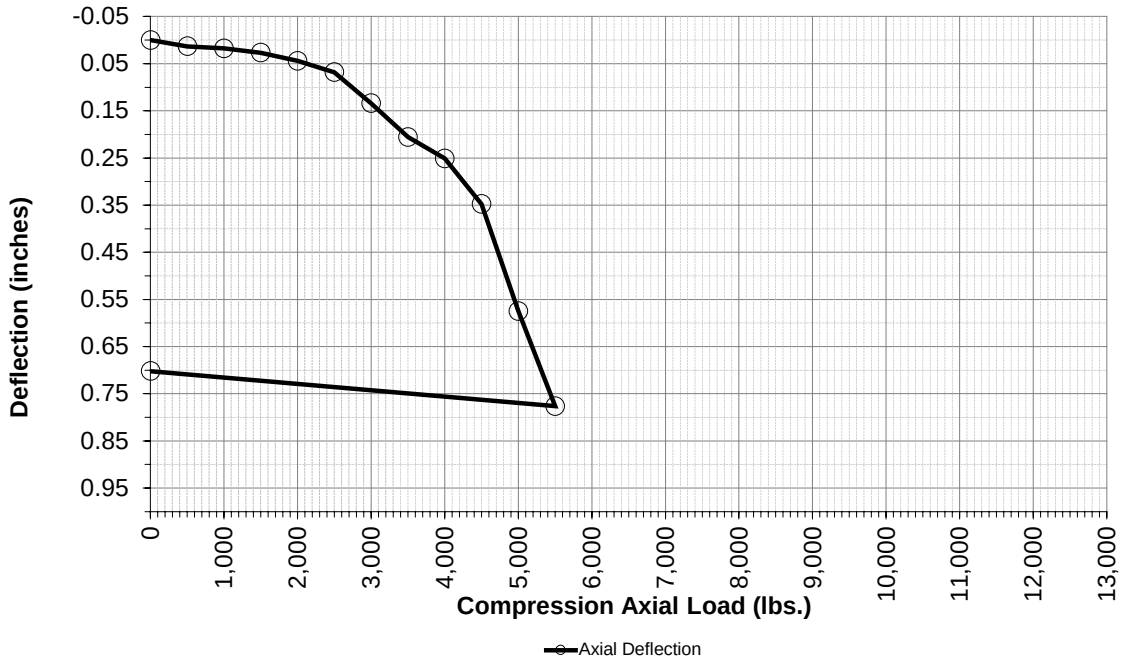

Compression Load Test Result for PLT-2C

Project Information

Project Name:	Darden Solar
Project Location:	Cantua Creek, CA
Project Number:	60225172

Axial Load Test Set Up

Number of Gauges:	2
Height of Gauges [in]:	6
Load Cell:	OHAUS 10Ton

Test Date and Representative

Tested By Terracon Rep:	AT
Date Tested:	4/4/2023

Pile Information

Pile ID:	PLT-2C
Latitude [deg.]:	36.51692
Longitude [deg.]:	-120.21701
Pile Type:	W6X9
Pile Embedment Depth [in.]:	72
Pile Diameter [in.]:	5.9
Pile Stick-Up [in.]:	24
Axial Design Load [lbs.]:	13,000
Pile Area [sq. in.]:	2.68
Elastic Modulus [ksi.]:	29,000
Drive Time [sec.]:	15

Compression Test Results

% of Design Load	Axial Load [lbs.]	Deflection Δ (in.) Gauges #1 & #2	Comments
0%	0	0.000	
4%	500	0.001	
8%	1,000	0.003	
12%	1,500	0.006	
15%	2,000	0.009	
19%	2,500	0.012	
23%	3,000	0.016	
27%	3,500	0.021	
31%	4,000	0.028	
35%	4,500	0.039	
38%	5,000	0.049	
42%	5,500	0.059	
46%	6,000	0.076	
50%	6,500	0.748	
54%	7,000		
58%	7,500		
62%	8,000		
65%	8,500		
69%	9,000		
73%	9,500		
77%	10,000		
81%	10,500		
85%	11,000		
88%	11,500		
92%	12,000		
96%	12,500		
100%	13,000		
0%	0	0.695	

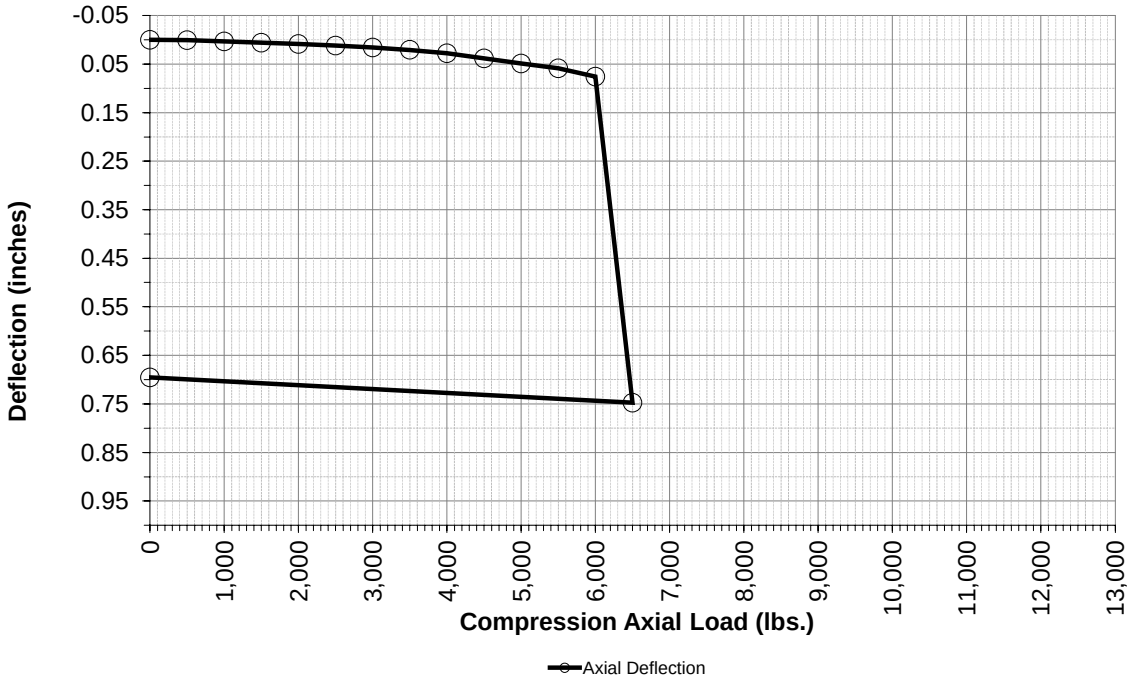

Compression Load Test Result for PLT-3C

Project Information

Project Name:	Darden Solar
Project Location:	Cantua Creek, CA
Project Number:	60225172

Axial Load Test Set Up

Number of Gauges:	2
Height of Gauges [in]:	6
Load Cell:	OHAUS 10Ton

Test Date and Representative

Tested By Terracon Rep:	AT
Date Tested:	4/4/2023

Pile Information

Pile ID:	PLT-3C
Latitude [deg.]:	36.52251
Longitude [deg.]:	-120.20959
Pile Type:	W6X9
Pile Embedment Depth [in.]:	84
Pile Diameter [in.]:	5.9
Pile Stick-Up [in.]:	24
Axial Design Load [lbs.]:	13,000
Pile Area [sq. in.]:	2.68
Elastic Modulus [ksi.]:	29,000
Drive Time [sec.]:	36

Compression Test Results

% of Design Load	Axial Load [lbs.]	Deflection Δ (in.) Gauges #1 & #2	Comments
0%	0	0.000	
4%	500	0.004	
8%	1,000	0.006	
12%	1,500	0.009	
15%	2,000	0.010	
19%	2,500	0.011	
23%	3,000	0.012	
27%	3,500	0.013	
31%	4,000	0.014	
35%	4,500	0.015	
38%	5,000	0.017	
42%	5,500	0.019	
46%	6,000	0.020	
50%	6,500	0.022	
54%	7,000	0.024	
58%	7,500	0.026	
62%	8,000	0.028	
65%	8,500	0.031	
69%	9,000	0.033	
73%	9,500	0.035	
77%	10,000	0.038	
81%	10,500	0.042	
85%	11,000	0.051	
88%	11,500	0.115	
92%	12,000	0.763	
96%	12,500		
100%	13,000		
0%	0	0.700	

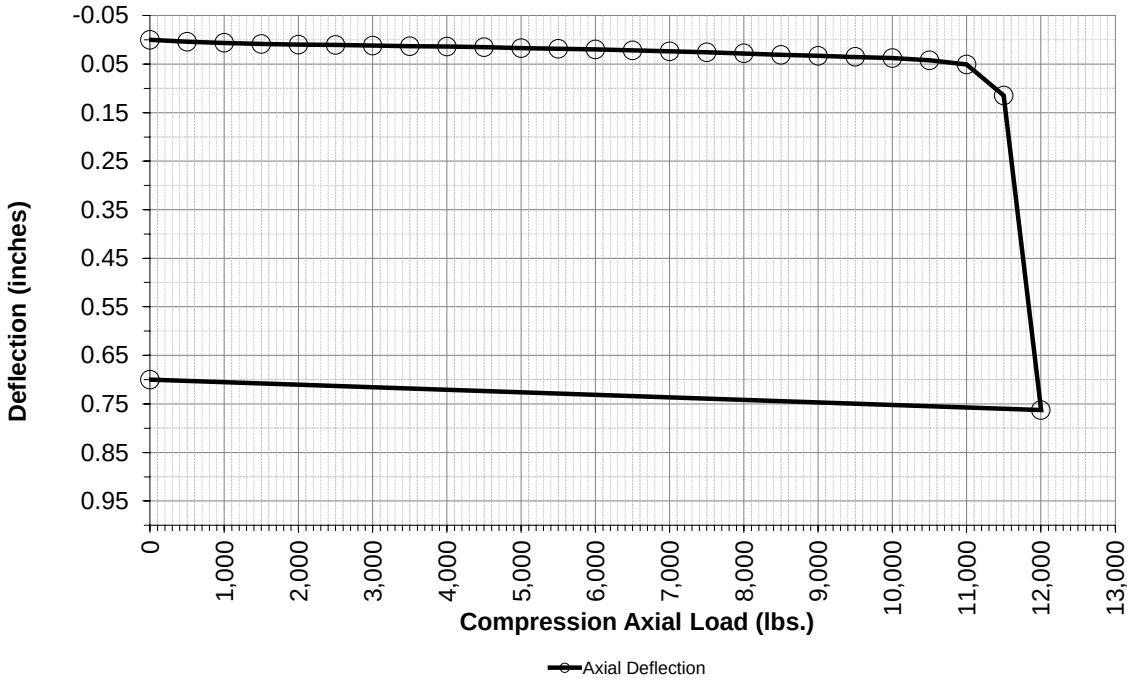

Compression Load Test Result for PLT-4C

Project Information

Project Name:	Darden Solar
Project Location:	Cantua Creek, CA
Project Number:	60225172

Axial Load Test Set Up

Number of Gauges:	2
Height of Gauges [in]:	6
Load Cell:	OHAUS 10Ton

Test Date and Representative

Tested By Terracon Rep:	AT
Date Tested:	4/4/2023

Pile Information

Pile ID:	PLT-4C
Latitude [deg.]:	36.51255
Longitude [deg.]:	-120.22395
Pile Type:	W6X9
Pile Embedment Depth [in.]:	60
Pile Diameter [in.]:	5.9
Pile Stick-Up [in.]:	24
Axial Design Load [lbs.]:	13,000
Pile Area [sq. in.]:	2.68
Elastic Modulus [ksi.]:	29,000
Drive Time [sec.]:	7

Compression Test Results

% of Design Load	Axial Load [lbs.]	Deflection Δ (in.) Gauges #1 & #2	Comments
0%	0	0.000	
4%	500	0.002	
8%	1,000	0.002	
12%	1,500	0.005	
15%	2,000	0.006	
19%	2,500	0.010	
23%	3,000	0.014	
27%	3,500	0.019	
31%	4,000	0.023	
35%	4,500	0.028	
38%	5,000	0.034	
42%	5,500	0.041	
46%	6,000	0.046	
50%	6,500	0.052	
54%	7,000	0.062	
58%	7,500	0.070	
62%	8,000	0.081	
65%	8,500	0.098	
69%	9,000	0.109	
73%	9,500	0.136	
77%	10,000	0.761	
81%	10,500		
85%	11,000		
88%	11,500		
92%	12,000		
96%	12,500		
100%	13,000		
0%	0	0.705	

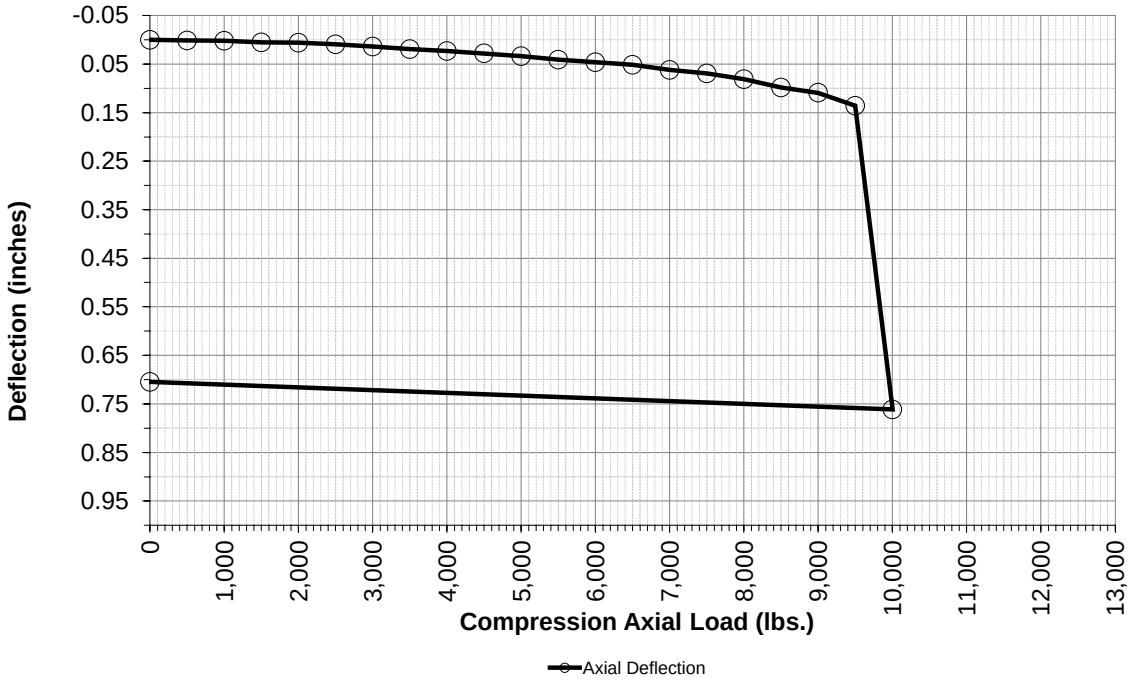

Compression Load Test Result for PLT-5C

Project Information

Project Name:	Darden Solar
Project Location:	Cantua Creek, CA
Project Number:	60225172

Axial Load Test Set Up

Number of Gauges:	2
Height of Gauges [in]:	6
Load Cell:	OHAUS 10Ton

Test Date and Representative

Tested By Terracon Rep:	AT
Date Tested:	4/4/2023

Pile Information

Pile ID:	PLT-5C
Latitude [deg.]:	36.51296
Longitude [deg.]:	-120.21325
Pile Type:	W6X9
Pile Embedment Depth [in.]:	72
Pile Diameter [in.]:	5.9
Pile Stick-Up [in.]:	24
Axial Design Load [lbs.]:	13,000
Pile Area [sq. in.]:	2.68
Elastic Modulus [ksi.]:	29,000
Drive Time [sec.]:	20

Compression Test Results

% of Design Load	Axial Load [lbs.]	Deflection Δ (in.) Gauges #1 & #2	Comments
0%	0	0.000	
4%	500	0.002	
8%	1,000	0.002	
12%	1,500	0.003	
15%	2,000	0.005	
19%	2,500	0.003	
23%	3,000	0.014	
27%	3,500	0.012	
31%	4,000	0.018	
35%	4,500	0.020	
38%	5,000	0.023	
42%	5,500	0.025	
46%	6,000	0.028	
50%	6,500	0.032	
54%	7,000	0.056	
58%	7,500	0.465	
62%	8,000	0.762	
65%	8,500		
69%	9,000		
73%	9,500		
77%	10,000		
81%	10,500		
85%	11,000		
88%	11,500		
92%	12,000		
96%	12,500		
100%	13,000		
0%	0	0.734	

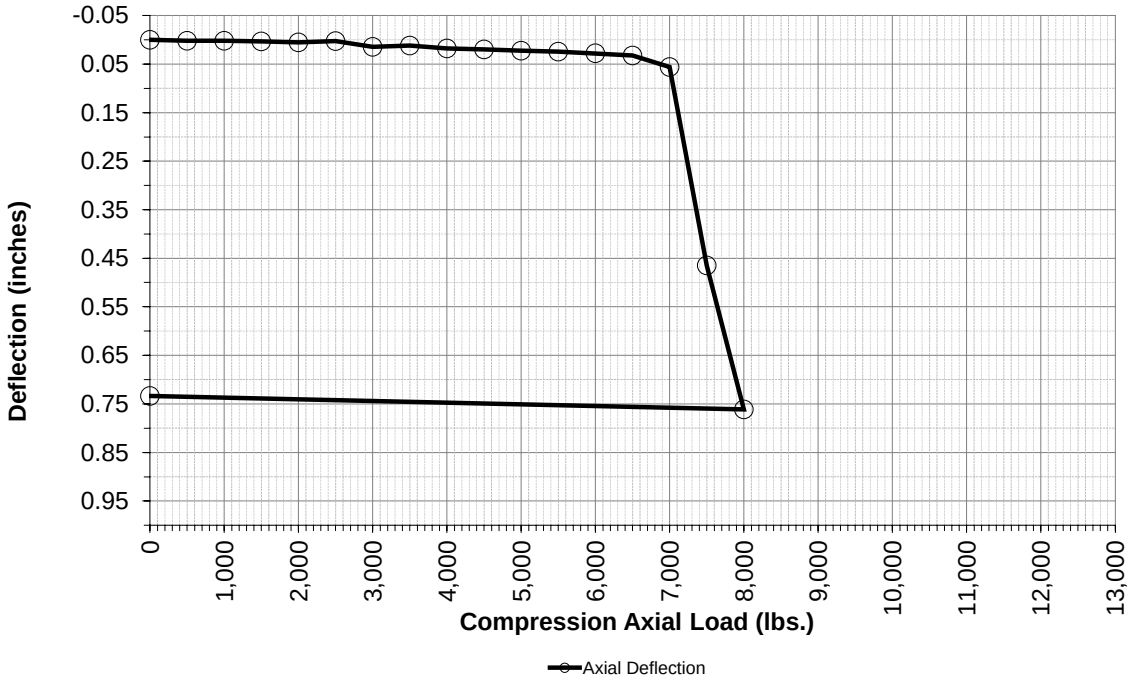

Compression Load Test Result for PLT-6C

Project Information

Project Name:	Darden Solar
Project Location:	Cantua Creek, CA
Project Number:	60225172

Axial Load Test Set Up

Number of Gauges:	2
Height of Gauges [in]:	6
Load Cell:	OHAUS 10Ton

Test Date and Representative

Tested By Terracon Rep:	AT
Date Tested:	4/4/2023

Pile Information

Pile ID:	PLT-6C
Latitude [deg.]:	36.51090
Longitude [deg.]:	-120.20781
Pile Type:	W6X9
Pile Embedment Depth [in.]:	84
Pile Diameter [in.]:	5.9
Pile Stick-Up [in.]:	24
Axial Design Load [lbs.]:	13,000
Pile Area [sq. in.]:	2.68
Elastic Modulus [ksi.]:	29,000
Drive Time [sec.]:	19

Compression Test Results

% of Design Load	Axial Load [lbs.]	Deflection Δ (in.) Gauges #1 & #2	Comments
0%	0	0.000	
4%	500	0.003	
8%	1,000	0.004	
12%	1,500	0.007	
15%	2,000	0.008	
19%	2,500	0.010	
23%	3,000	0.013	
27%	3,500	0.014	
31%	4,000	0.019	
35%	4,500	0.021	
38%	5,000	0.024	
42%	5,500	0.028	
46%	6,000	0.034	
50%	6,500	0.040	
54%	7,000	0.047	
58%	7,500	0.053	
62%	8,000	0.062	
65%	8,500	0.073	
69%	9,000	0.088	
73%	9,500	0.117	
77%	10,000	0.147	
81%	10,500	0.211	
85%	11,000	0.771	
88%	11,500		
92%	12,000		
96%	12,500		
100%	13,000		
0%	0	0.689	

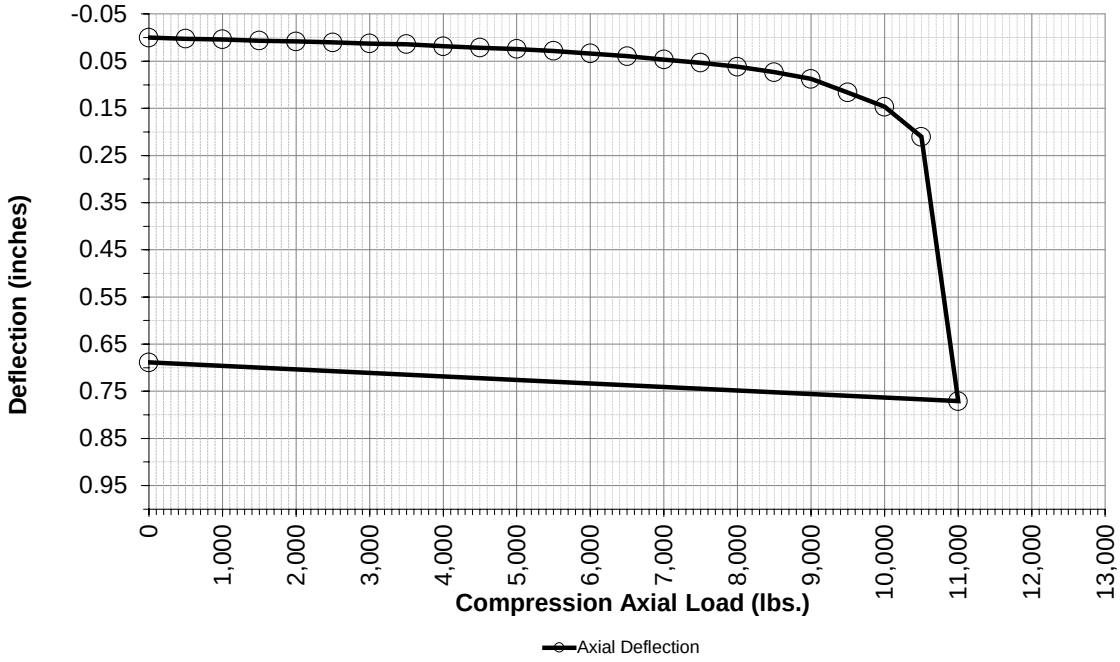

Compression Load Test Result for PLT-7C

Project Information

Project Name:	Darden Solar
Project Location:	Cantua Creek, CA
Project Number:	60225172

Axial Load Test Set Up

Number of Gauges:	2
Height of Gauges [in]:	6
Load Cell:	OHAUS 10Ton

Test Date and Representative

Tested By Terracon Rep:	AT
Date Tested:	4/4/2023

Pile Information

Pile ID:	PLT-7C
Latitude [deg.]:	36.51568
Longitude [deg.]:	-120.19833
Pile Type:	W6X9
Pile Embedment Depth [in.]:	60
Pile Diameter [in.]:	5.9
Pile Stick-Up [in.]:	24
Axial Design Load [lbs.]:	13,000
Pile Area [sq. in.]:	2.68
Elastic Modulus [ksi.]:	29,000
Drive Time [sec.]:	11

Compression Test Results

% of Design Load	Axial Load [lbs.]	Deflection Δ (in.) Gauges #1 & #2	Comments
0%	0	0.000	
4%	500	0.001	
8%	1,000	0.002	
12%	1,500	0.002	
15%	2,000	0.002	
19%	2,500	0.001	
23%	3,000	0.002	
27%	3,500	0.004	
31%	4,000	0.006	
35%	4,500	0.011	
38%	5,000	0.015	
42%	5,500	0.020	
46%	6,000	0.025	
50%	6,500	0.035	
54%	7,000	0.046	
58%	7,500	0.065	
62%	8,000	0.389	
65%	8,500	0.758	
69%	9,000		
73%	9,500		
77%	10,000		
81%	10,500		
85%	11,000		
88%	11,500		
92%	12,000		
96%	12,500		
100%	13,000		
0%	0	0.730	

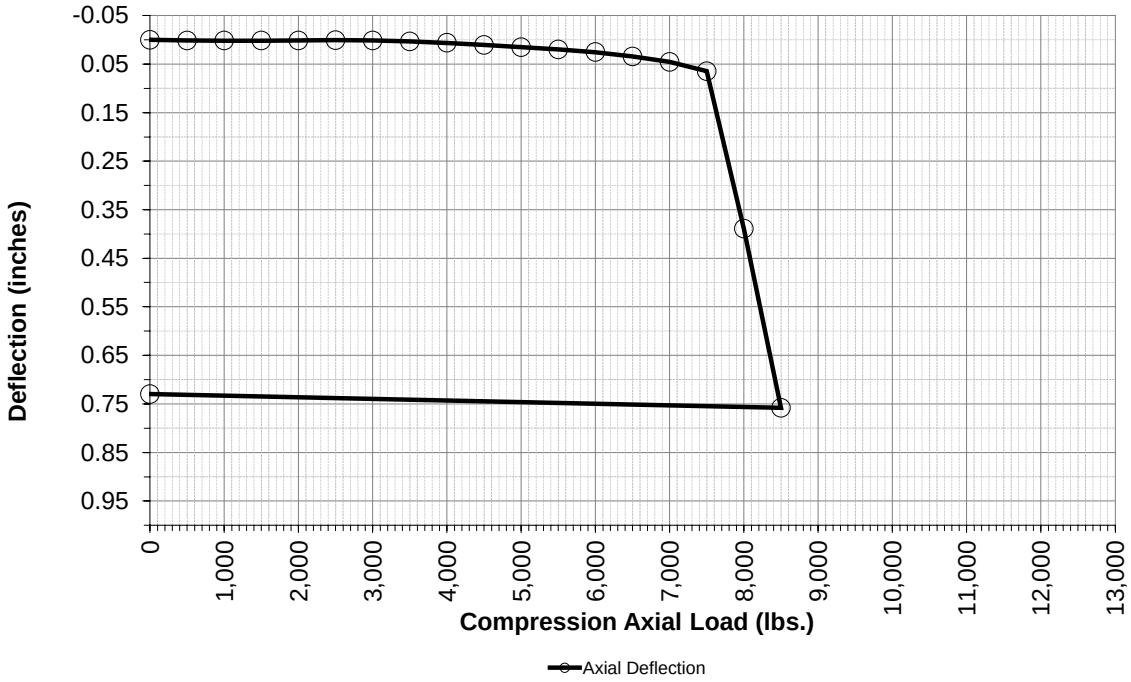

Compression Load Test Result for PLT-8C

Project Information

Project Name:	Darden Solar
Project Location:	Cantua Creek, CA
Project Number:	60225172

Axial Load Test Set Up

Number of Gauges:	2
Height of Gauges [in]:	6
Load Cell:	OHAUS 10Ton

Test Date and Representative

Tested By Terracon Rep:	AT
Date Tested:	4/4/2023

Pile Information

Pile ID:	PLT-8C
Latitude [deg.]:	36.51014
Longitude [deg.]:	-120.19801
Pile Type:	W6X9
Pile Embedment Depth [in.]:	72
Pile Diameter [in.]:	5.9
Pile Stick-Up [in.]:	24
Axial Design Load [lbs.]:	13,000
Pile Area [sq. in.]:	2.68
Elastic Modulus [ksi.]:	29,000
Drive Time [sec.]:	27

Compression Test Results

% of Design Load	Axial Load [lbs.]	Deflection Δ (in.) Gauges #1 & #2	Comments
0%	0	0.000	
4%	500	0.003	
8%	1,000	0.005	
12%	1,500	0.008	
15%	2,000	0.010	
19%	2,500	0.012	
23%	3,000	0.015	
27%	3,500	0.019	
31%	4,000	0.020	
35%	4,500	0.022	
38%	5,000	0.024	
42%	5,500	0.026	
46%	6,000	0.028	
50%	6,500	0.030	
54%	7,000	0.032	
58%	7,500	0.035	
62%	8,000	0.037	
65%	8,500	0.040	
69%	9,000	0.043	
73%	9,500	0.045	
77%	10,000	0.050	
81%	10,500	0.054	
85%	11,000	0.058	
88%	11,500	0.062	
92%	12,000	0.067	
96%	12,500	0.073	
100%	13,000	0.080	
0%	0	0.060	

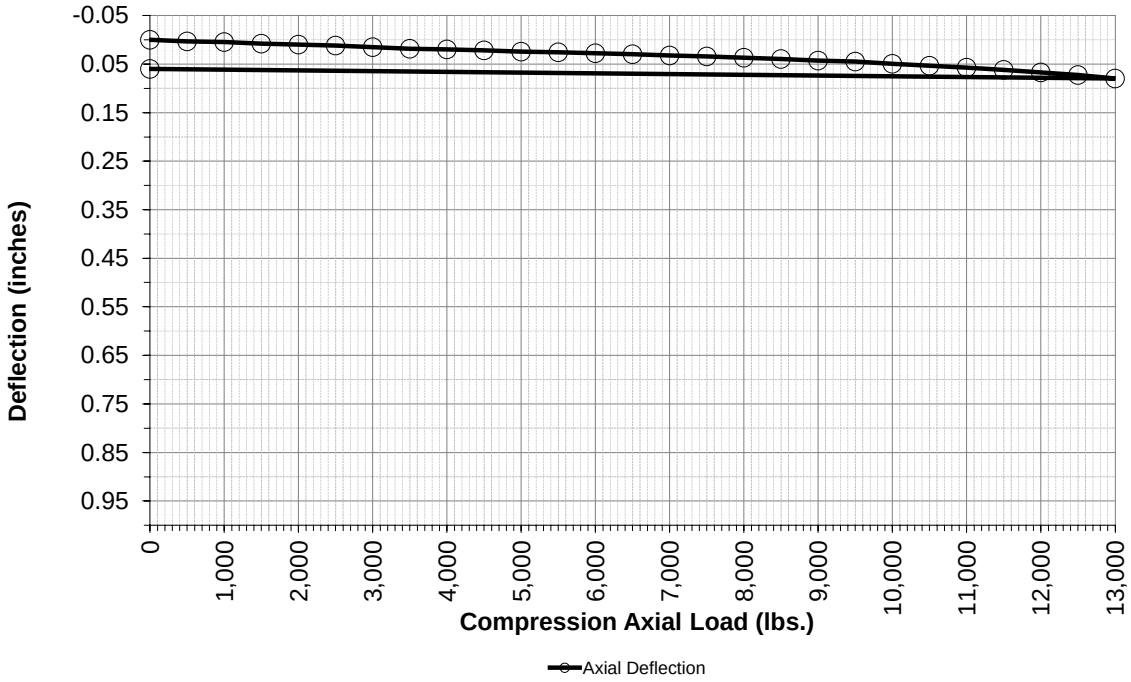

Compression Load Test Result for PLT-9C

Project Information

Project Name:	Darden Solar
Project Location:	Cantua Creek, CA
Project Number:	60225172

Axial Load Test Set Up

Number of Gauges:	2
Height of Gauges [in]:	6
Load Cell:	OHAUS 10Ton

Test Date and Representative

Tested By Terracon Rep:	AT
Date Tested:	4/5/2023

Pile Information

Pile ID:	PLT-9C
Latitude [deg.]:	36.51024
Longitude [deg.]:	-120.18986
Pile Type:	W6X9
Pile Embedment Depth [in.]:	84
Pile Diameter [in.]:	5.9
Pile Stick-Up [in.]:	24
Axial Design Load [lbs.]:	13,000
Pile Area [sq. in.]:	2.68
Elastic Modulus [ksi.]:	29,000
Drive Time [sec.]:	43

Compression Test Results

% of Design Load	Axial Load [lbs.]	Deflection Δ (in.) Gauges #1 & #2	Comments
0%	0	0.000	
4%	500	0.002	
8%	1,000	0.004	
12%	1,500	0.005	
15%	2,000	0.006	
19%	2,500	0.006	
23%	3,000	0.007	
27%	3,500	0.008	
31%	4,000	0.009	
35%	4,500	0.010	
38%	5,000	0.011	
42%	5,500	0.012	
46%	6,000	0.014	
50%	6,500	0.015	
54%	7,000	0.017	
58%	7,500	0.019	
62%	8,000	0.021	
65%	8,500	0.023	
69%	9,000	0.025	
73%	9,500	0.028	
77%	10,000	0.031	
81%	10,500	0.035	
85%	11,000	0.039	
88%	11,500	0.043	
92%	12,000	0.047	
96%	12,500	0.054	
100%	13,000	0.061	
0%	0	0.021	

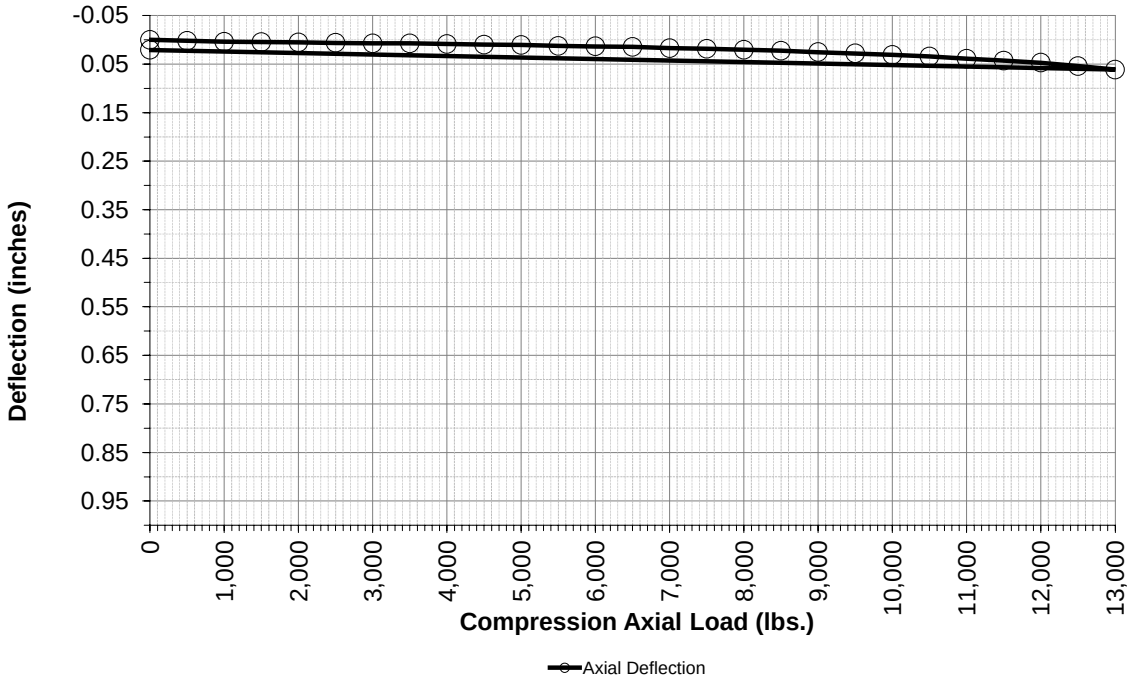

Compression Load Test Result for PLT-10C

Project Information

Project Name:	Darden Solar
Project Location:	Cantua Creek, CA
Project Number:	60225172

Axial Load Test Set Up

Number of Gauges:	2
Height of Gauges [in]:	6
Load Cell:	OHAUS 10Ton

Test Date and Representative

Tested By Terracon Rep:	AT
Date Tested:	4/5/2023

Pile Information

Pile ID:	PLT-10C
Latitude [deg.]:	36.50253
Longitude [deg.]:	-120.22111
Pile Type:	W6X9
Pile Embedment Depth [in.]:	60
Pile Diameter [in.]:	5.9
Pile Stick-Up [in.]:	24
Axial Design Load [lbs.]:	13,000
Pile Area [sq. in.]:	2.68
Elastic Modulus [ksi.]:	29,000
Drive Time [sec.]:	11

Compression Test Results

% of Design Load	Axial Load [lbs.]	Deflection Δ (in.) Gauges #1 & #2	Comments
0%	0	0.000	
4%	500	0.007	
8%	1,000	0.010	
12%	1,500	0.020	
15%	2,000	0.032	
19%	2,500	0.048	
23%	3,000	0.062	
27%	3,500	0.079	
31%	4,000	0.109	
35%	4,500	0.758	
38%	5,000		
42%	5,500		
46%	6,000		
50%	6,500		
54%	7,000		
58%	7,500		
62%	8,000		
65%	8,500		
69%	9,000		
73%	9,500		
77%	10,000		
81%	10,500		
85%	11,000		
88%	11,500		
92%	12,000		
96%	12,500		
100%	13,000		
0%	0	0.695	

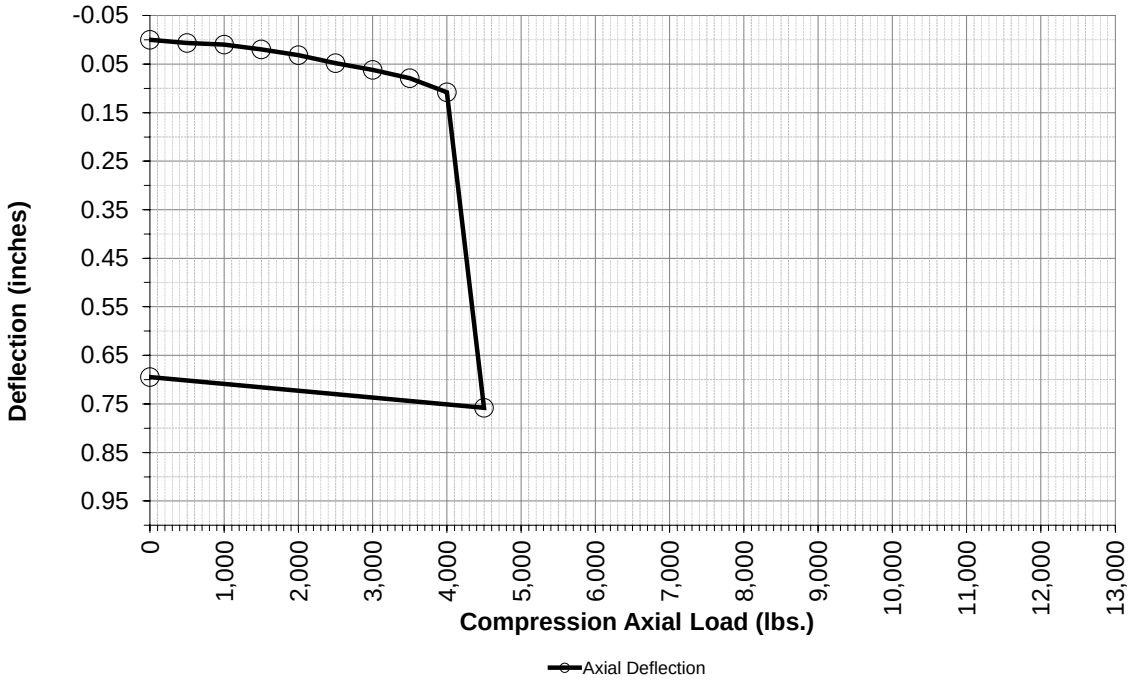

Compression Load Test Result for PLT-11C

Project Information

Project Name:	Darden Solar
Project Location:	Cantua Creek, CA
Project Number:	60225172

Axial Load Test Set Up

Number of Gauges:	2
Height of Gauges [in]:	6
Load Cell:	OHAUS 10Ton

Test Date and Representative

Tested By Terracon Rep:	AS
Date Tested:	4/7/2023

Pile Information

Pile ID:	PLT-11C
Latitude [deg.]:	36.50793
Longitude [deg.]:	-120.21622
Pile Type:	W6X9
Pile Embedment Depth [in.]:	72
Pile Diameter [in.]:	5.9
Pile Stick-Up [in.]:	24
Axial Design Load [lbs.]:	13,000
Pile Area [sq. in.]:	2.68
Elastic Modulus [ksi.]:	29,000
Drive Time [sec.]:	7

Compression Test Results

% of Design Load	Axial Load [lbs.]	Deflection Δ (in.) Gauges #1 & #2	Comments
0%	0	0.000	
4%	500	0.004	
8%	1,000	0.004	
12%	1,500	0.006	
15%	2,000	0.005	
19%	2,500	0.006	
23%	3,000	0.008	
27%	3,500	0.010	
31%	4,000	0.012	
35%	4,500	0.018	
38%	5,000	0.025	
42%	5,500	0.037	
46%	6,000	0.043	
50%	6,500	0.051	
54%	7,000	0.064	
58%	7,500	0.074	
62%	8,000	0.094	
65%	8,500	0.104	
69%	9,000	0.122	
73%	9,500	0.145	
77%	10,000	0.237	
81%	10,500	0.763	
85%	11,000		
88%	11,500		
92%	12,000		
96%	12,500		
100%	13,000		
0%	0	0.737	

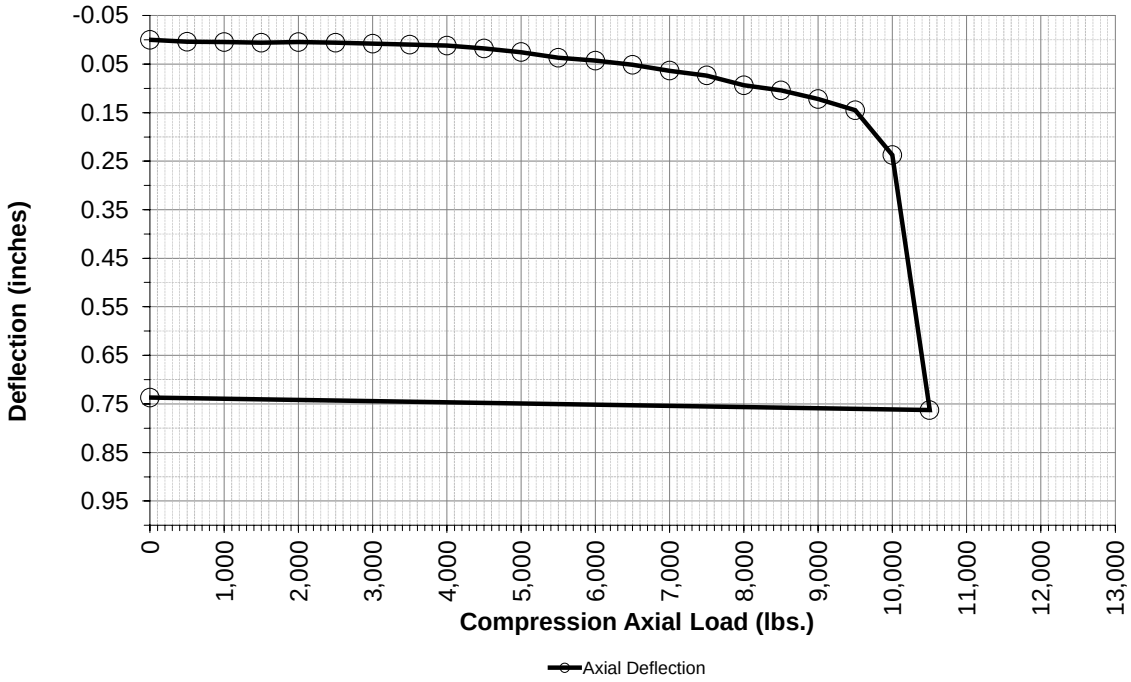

Compression Load Test Result for PLT-12C

Project Information

Project Name:	Darden Solar
Project Location:	Cantua Creek, CA
Project Number:	60225172

Axial Load Test Set Up

Number of Gauges:	2
Height of Gauges [in]:	6
Load Cell:	OHAUS 10Ton

Test Date and Representative

Tested By Terracon Rep:	AS
Date Tested:	4/7/2023

Pile Information

Pile ID:	PLT-12C
Latitude [deg.]:	36.50250
Longitude [deg.]:	-120.20969
Pile Type:	W6X9
Pile Embedment Depth [in.]:	84
Pile Diameter [in.]:	5.9
Pile Stick-Up [in.]:	24
Axial Design Load [lbs.]:	13,000
Pile Area [sq. in.]:	2.68
Elastic Modulus [ksi.]:	29,000
Drive Time [sec.]:	31

Compression Test Results

% of Design Load	Axial Load [lbs.]	Deflection Δ (in.) Gauges #1 & #2	Comments
0%	0	0.000	
4%	500	0.002	
8%	1,000	0.003	
12%	1,500	0.004	
15%	2,000	0.005	
19%	2,500	0.007	
23%	3,000	0.008	
27%	3,500	0.009	
31%	4,000	0.010	
35%	4,500	0.011	
38%	5,000	0.012	
42%	5,500	0.014	
46%	6,000	0.015	
50%	6,500	0.017	
54%	7,000	0.019	
58%	7,500	0.020	
62%	8,000	0.022	
65%	8,500	0.026	
69%	9,000	0.030	
73%	9,500	0.033	
77%	10,000	0.036	
81%	10,500	0.042	
85%	11,000	0.048	
88%	11,500	0.052	
92%	12,000	0.058	
96%	12,500	0.064	
100%	13,000	0.072	
0%	0	0.070	

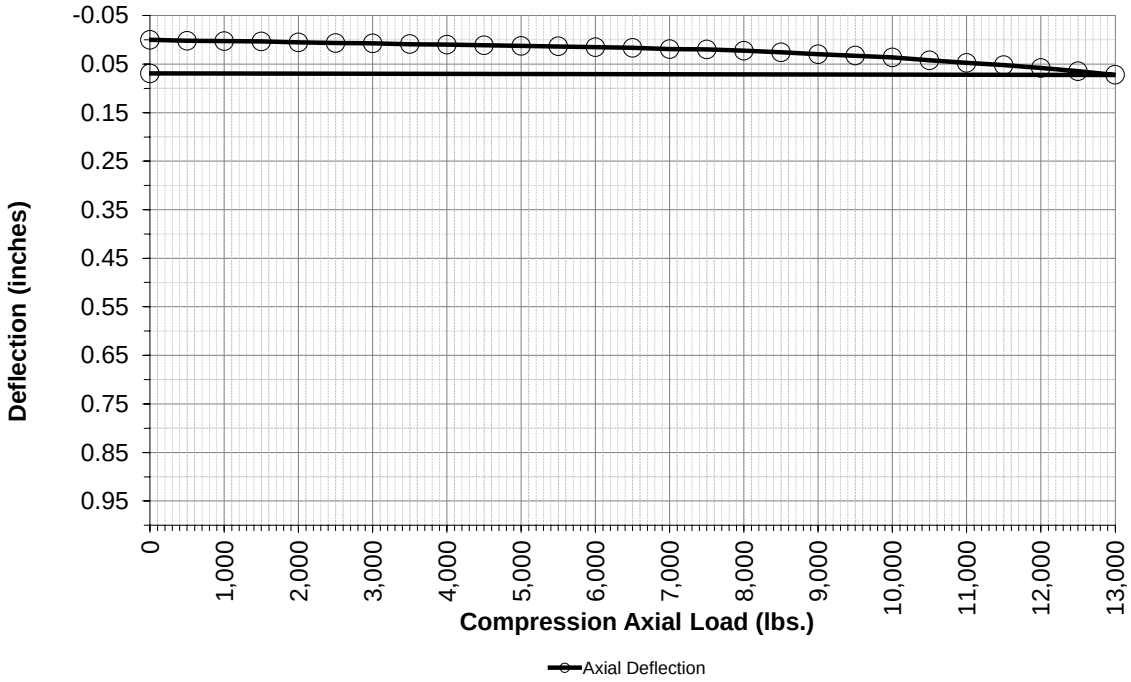

Compression Load Test Result for PLT-13C

Project Information

Project Name:	Darden Solar
Project Location:	Cantua Creek, CA
Project Number:	60225172

Axial Load Test Set Up

Number of Gauges:	2
Height of Gauges [in]:	6
Load Cell:	OHAUS 10Ton

Test Date and Representative

Tested By Terracon Rep:	AS
Date Tested:	7/25/2023

Pile Information

Pile ID:	PLT-13C
Latitude [deg.]:	36.50616
Longitude [deg.]:	-120.20435
Pile Type:	W6X9
Pile Embedment Depth [in.]:	60
Pile Diameter [in.]:	5.9
Pile Stick-Up [in.]:	24
Axial Design Load [lbs.]:	13,000
Pile Area [sq. in.]:	2.68
Elastic Modulus [ksi.]:	29,000
Drive Time [sec.]:	11

Compression Test Results

% of Design Load	Axial Load [lbs.]	Deflection Δ (in.) Gauges #1 & #2	Comments
0%	0	0.000	
4%	500	0.000	
8%	1,000	0.001	
12%	1,500	0.001	
15%	2,000	0.003	
19%	2,500	0.005	
23%	3,000	0.008	
27%	3,500	0.011	
31%	4,000	0.015	
35%	4,500	0.018	
38%	5,000	0.024	
42%	5,500	0.029	
46%	6,000	0.037	
50%	6,500	0.044	
54%	7,000	0.056	
58%	7,500	0.065	
62%	8,000	0.074	
65%	8,500	0.093	
69%	9,000	0.771	
73%	9,500		
77%	10,000		
81%	10,500		
85%	11,000		
88%	11,500		
92%	12,000		
96%	12,500		
100%	13,000		
0%	0	0.711	

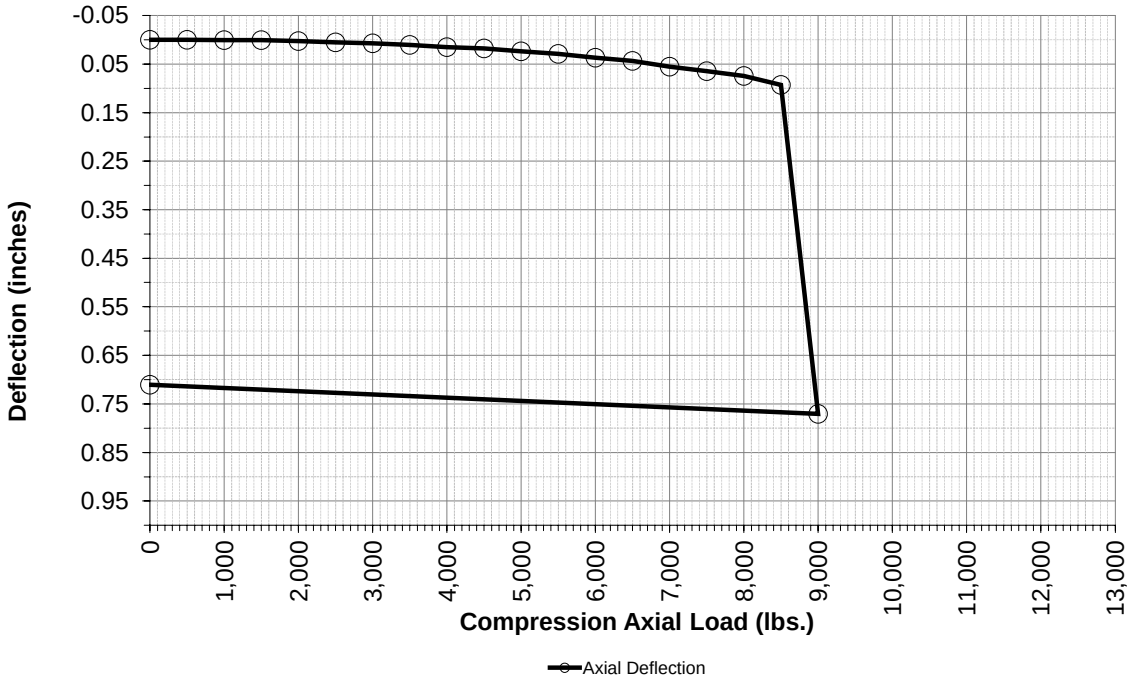

Compression Load Test Result for PLT-14C

Project Information

Project Name:	Darden Solar
Project Location:	Cantua Creek, CA
Project Number:	60225172

Axial Load Test Set Up

Number of Gauges:	2
Height of Gauges [in]:	6
Load Cell:	OHAUS 10Ton

Test Date and Representative

Tested By Terracon Rep:	AS
Date Tested:	5/8/2023

Pile Information

Pile ID:	PLT-14C
Latitude [deg.]:	36.50306
Longitude [deg.]:	-120.19629
Pile Type:	W6X9
Pile Embedment Depth [in.]:	72
Pile Diameter [in.]:	5.9
Pile Stick-Up [in.]:	24
Axial Design Load [lbs.]:	13,000
Pile Area [sq. in.]:	2.68
Elastic Modulus [ksi.]:	29,000
Drive Time [sec.]:	34

Compression Test Results

% of Design Load	Axial Load [lbs.]	Deflection Δ (in.) Gauges #1 & #2	Comments
0%	0	0.000	
4%	500	0.000	
8%	1,000	0.001	
12%	1,500	0.003	
15%	2,000	0.003	
19%	2,500	0.004	
23%	3,000	0.005	
27%	3,500	0.006	
31%	4,000	0.008	
35%	4,500	0.009	
38%	5,000	0.010	
42%	5,500	0.012	
46%	6,000	0.014	
50%	6,500	0.016	
54%	7,000	0.018	
58%	7,500	0.021	
62%	8,000	0.024	
65%	8,500	0.027	
69%	9,000	0.032	
73%	9,500	0.036	
77%	10,000	0.040	
81%	10,500	0.045	
85%	11,000	0.052	
88%	11,500	0.057	
92%	12,000	0.065	
96%	12,500	0.074	
100%	13,000	0.086	
0%	0	0.025	

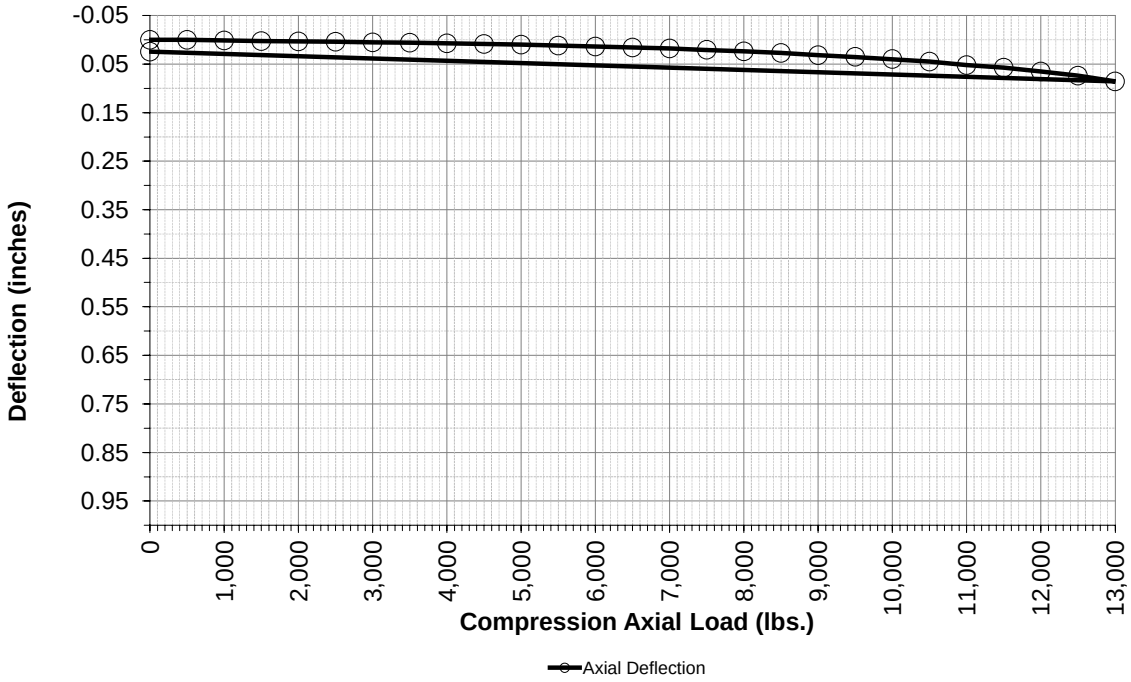

Compression Load Test Result for PLT-15C

Project Information

Project Name:	Darden Solar
Project Location:	Cantua Creek, CA
Project Number:	60225172

Axial Load Test Set Up

Number of Gauges:	2
Height of Gauges [in]:	6
Load Cell:	OHAUS 10Ton

Test Date and Representative

Tested By Terracon Rep:	AS
Date Tested:	5/9/2023

Pile Information

Pile ID:	PLT-15C
Latitude [deg.]:	36.50723
Longitude [deg.]:	-120.19316
Pile Type:	W6X9
Pile Embedment Depth [in.]:	84
Pile Diameter [in.]:	5.9
Pile Stick-Up [in.]:	24
Axial Design Load [lbs.]:	13,000
Pile Area [sq. in.]:	2.68
Elastic Modulus [ksi.]:	29,000
Drive Time [sec.]:	28

Compression Test Results

% of Design Load	Axial Load [lbs.]	Deflection Δ (in.) Gauges #1 & #2	Comments
0%	0	0.000	
4%	500	0.000	
8%	1,000	0.000	
12%	1,500	0.000	
15%	2,000	0.001	
19%	2,500	0.001	
23%	3,000	0.003	
27%	3,500	0.004	
31%	4,000	0.005	
35%	4,500	0.006	
38%	5,000	0.008	
42%	5,500	0.009	
46%	6,000	0.011	
50%	6,500	0.012	
54%	7,000	0.014	
58%	7,500	0.015	
62%	8,000	0.017	
65%	8,500	0.019	
69%	9,000	0.021	
73%	9,500	0.024	
77%	10,000	0.030	
81%	10,500	0.039	
85%	11,000	0.073	
88%	11,500	0.768	
92%	12,000		
96%	12,500		
100%	13,000		
0%	0	0.671	

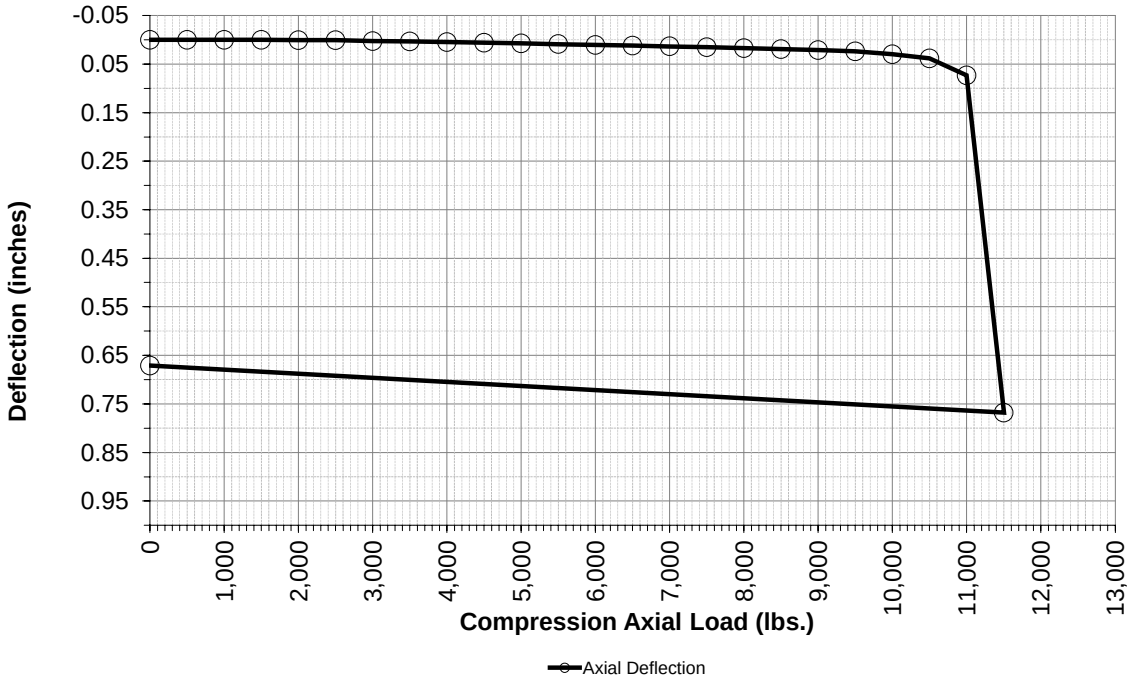

Compression Load Test Result for PLT-16C

Project Information

Project Name:	Darden Solar
Project Location:	Cantua Creek, CA
Project Number:	60225172

Axial Load Test Set Up

Number of Gauges:	2
Height of Gauges [in]:	6
Load Cell:	OHAUS 10Ton

Test Date and Representative

Tested By Terracon Rep:	AS
Date Tested:	5/9/2023

Pile Information

Pile ID:	PLT-16C
Latitude [deg.]:	36.50597
Longitude [deg.]:	-120.18032
Pile Type:	W6X9
Pile Embedment Depth [in.]:	60
Pile Diameter [in.]:	5.9
Pile Stick-Up [in.]:	24
Axial Design Load [lbs.]:	13,000
Pile Area [sq. in.]:	2.68
Elastic Modulus [ksi.]:	29,000
Drive Time [sec.]:	15

Compression Test Results

% of Design Load	Axial Load [lbs.]	Deflection Δ (in.) Gauges #1 & #2	Comments
0%	0	0.000	
4%	500	0.006	
8%	1,000	0.110	
12%	1,500	0.248	
15%	2,000	0.507	
19%	2,500	0.765	
23%	3,000		
27%	3,500		
31%	4,000		
35%	4,500		
38%	5,000		
42%	5,500		
46%	6,000		
50%	6,500		
54%	7,000		
58%	7,500		
62%	8,000		
65%	8,500		
69%	9,000		
73%	9,500		
77%	10,000		
81%	10,500		
85%	11,000		
88%	11,500		
92%	12,000		
96%	12,500		
100%	13,000		
0%	0	0.749	

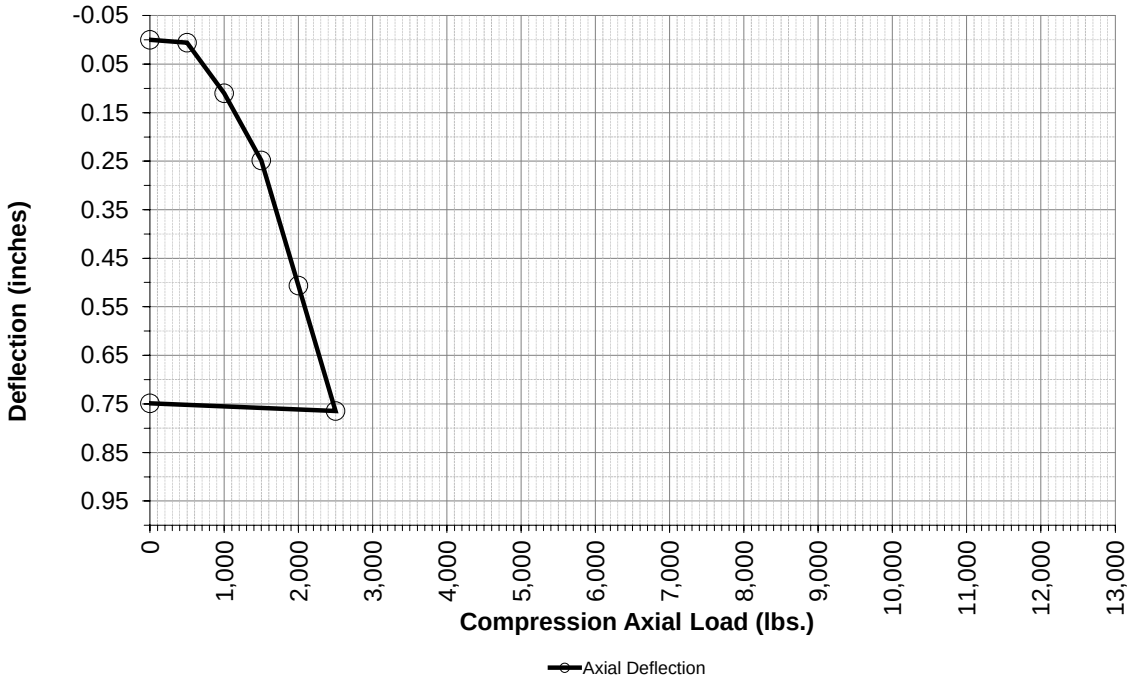

Compression Load Test Result for PLT-17C

Project Information

Project Name:	Darden Solar
Project Location:	Cantua Creek, CA
Project Number:	60225172

Axial Load Test Set Up

Number of Gauges:	2
Height of Gauges [in]:	6
Load Cell:	OHAUS 10Ton

Test Date and Representative

Tested By Terracon Rep:	AS
Date Tested:	5/9/2023

Pile Information

Pile ID:	PLT-17C
Latitude [deg.]:	36.51007
Longitude [deg.]:	-120.18054
Pile Type:	W6X9
Pile Embedment Depth [in.]:	72
Pile Diameter [in.]:	5.9
Pile Stick-Up [in.]:	24
Axial Design Load [lbs.]:	13,000
Pile Area [sq. in.]:	2.68
Elastic Modulus [ksi.]:	29,000
Drive Time [sec.]:	27

Compression Test Results

% of Design Load	Axial Load [lbs.]	Deflection Δ (in.) Gauges #1 & #2	Comments
0%	0	0.000	
4%	500	0.003	
8%	1,000	0.003	
12%	1,500	0.003	
15%	2,000	0.003	
19%	2,500	0.003	
23%	3,000	0.003	
27%	3,500	0.003	
31%	4,000	0.003	
35%	4,500	0.002	
38%	5,000	0.003	
42%	5,500	0.003	
46%	6,000	0.005	
50%	6,500	0.006	
54%	7,000	0.008	
58%	7,500	0.010	
62%	8,000	0.013	
65%	8,500	0.016	
69%	9,000	0.019	
73%	9,500	0.022	
77%	10,000	0.026	
81%	10,500	0.030	
85%	11,000	0.035	
88%	11,500	0.039	
92%	12,000	0.047	
96%	12,500	0.053	
100%	13,000	0.060	
0%	0	0.021	

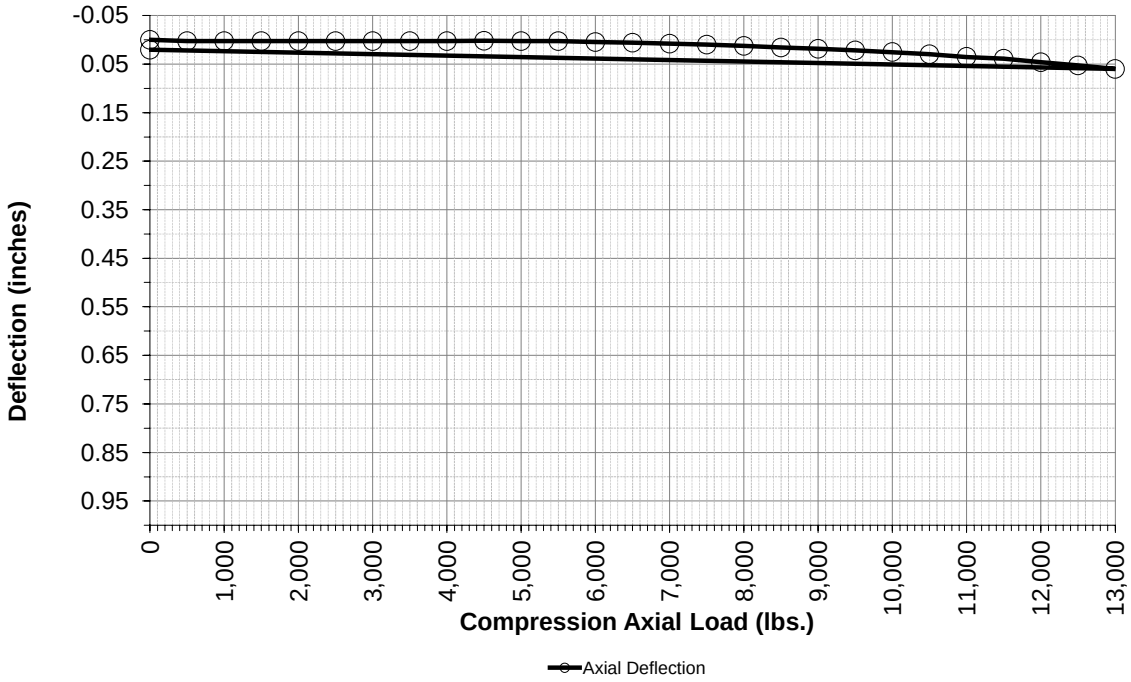

Compression Load Test Result for PLT-18C

Project Information

Project Name:	Darden Solar
Project Location:	Cantua Creek, CA
Project Number:	60225172

Axial Load Test Set Up

Number of Gauges:	2
Height of Gauges [in]:	6
Load Cell:	OHAUS 10Ton

Test Date and Representative

Tested By Terracon Rep:	AS
Date Tested:	5/9/2023

Pile Information

Pile ID:	PLT-18C
Latitude [deg.]:	36.51447
Longitude [deg.]:	-120.18096
Pile Type:	W6X9
Pile Embedment Depth [in.]:	84
Pile Diameter [in.]:	5.9
Pile Stick-Up [in.]:	24
Axial Design Load [lbs.]:	13,000
Pile Area [sq. in.]:	2.68
Elastic Modulus [ksi.]:	29,000
Drive Time [sec.]:	42

Compression Test Results

% of Design Load	Axial Load [lbs.]	Deflection Δ (in.) Gauges #1 & #2	Comments
0%	0	0.000	
4%	500	0.001	
8%	1,000	0.002	
12%	1,500	0.004	
15%	2,000	0.005	
19%	2,500	0.007	
23%	3,000	0.009	
27%	3,500	0.011	
31%	4,000	0.013	
35%	4,500	0.015	
38%	5,000	0.017	
42%	5,500	0.019	
46%	6,000	0.021	
50%	6,500	0.024	
54%	7,000	0.026	
58%	7,500	0.029	
62%	8,000	0.032	
65%	8,500	0.035	
69%	9,000	0.040	
73%	9,500	0.045	
77%	10,000	0.053	
81%	10,500	0.059	
85%	11,000	0.067	
88%	11,500	0.078	
92%	12,000	0.098	
96%	12,500	0.767	
100%	13,000		
0%	0	0.709	

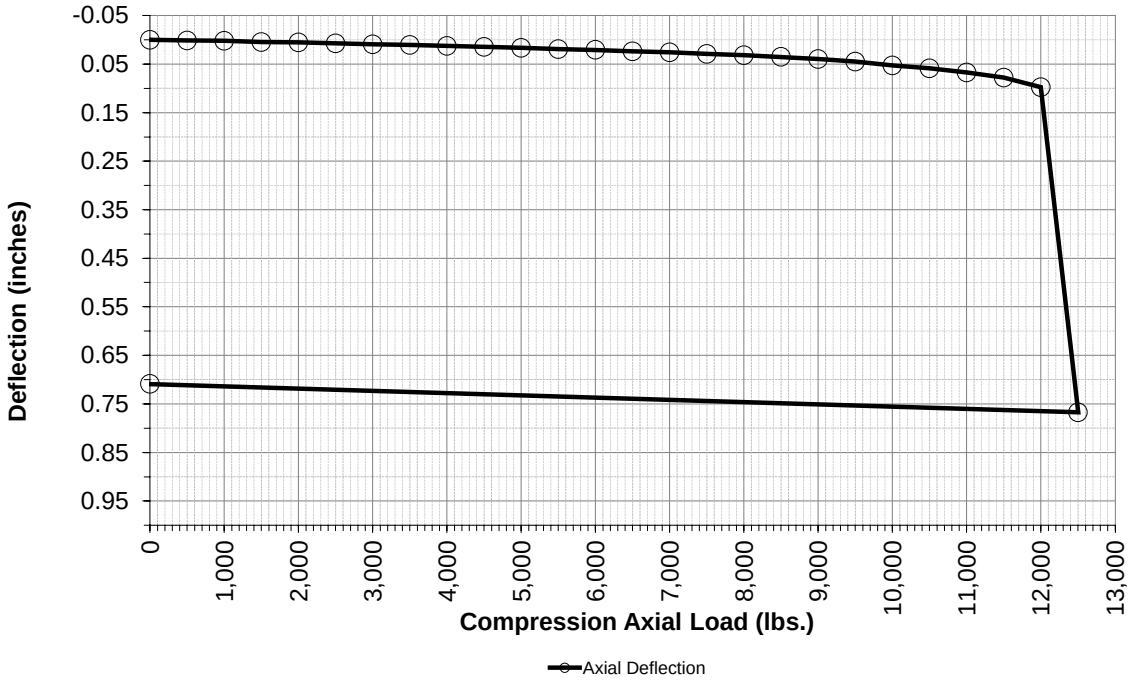

Compression Load Test Result for PLT-19C

Project Information

Project Name:	Darden Solar
Project Location:	Cantua Creek, CA
Project Number:	60225172

Axial Load Test Set Up

Number of Gauges:	2
Height of Gauges [in]:	6
Load Cell:	OHAUS 10Ton

Test Date and Representative

Tested By Terracon Rep:	AT
Date Tested:	4/12/2023

Pile Information

Pile ID:	PLT-19C
Latitude [deg.]:	36.49971
Longitude [deg.]:	-120.22483
Pile Type:	W6X9
Pile Embedment Depth [in.]:	60
Pile Diameter [in.]:	5.9
Pile Stick-Up [in.]:	24
Axial Design Load [lbs.]:	13,000
Pile Area [sq. in.]:	2.68
Elastic Modulus [ksi.]:	29,000
Drive Time [sec.]:	7

Compression Test Results

% of Design Load	Axial Load [lbs.]	Deflection Δ (in.) Gauges #1 & #2	Comments
0%	0	0.000	
4%	500	0.004	
8%	1,000	0.005	
12%	1,500	0.008	
15%	2,000	0.010	
19%	2,500	0.013	
23%	3,000	0.015	
27%	3,500	0.019	
31%	4,000	0.058	
35%	4,500	0.063	
38%	5,000	0.067	
42%	5,500	0.146	
46%	6,000	0.176	
50%	6,500	0.219	
54%	7,000	0.250	
58%	7,500	0.271	
62%	8,000	0.356	
65%	8,500	0.522	
69%	9,000	0.804	
73%	9,500		
77%	10,000		
81%	10,500		
85%	11,000		
88%	11,500		
92%	12,000		
96%	12,500		
100%	13,000		
0%	0	0.797	

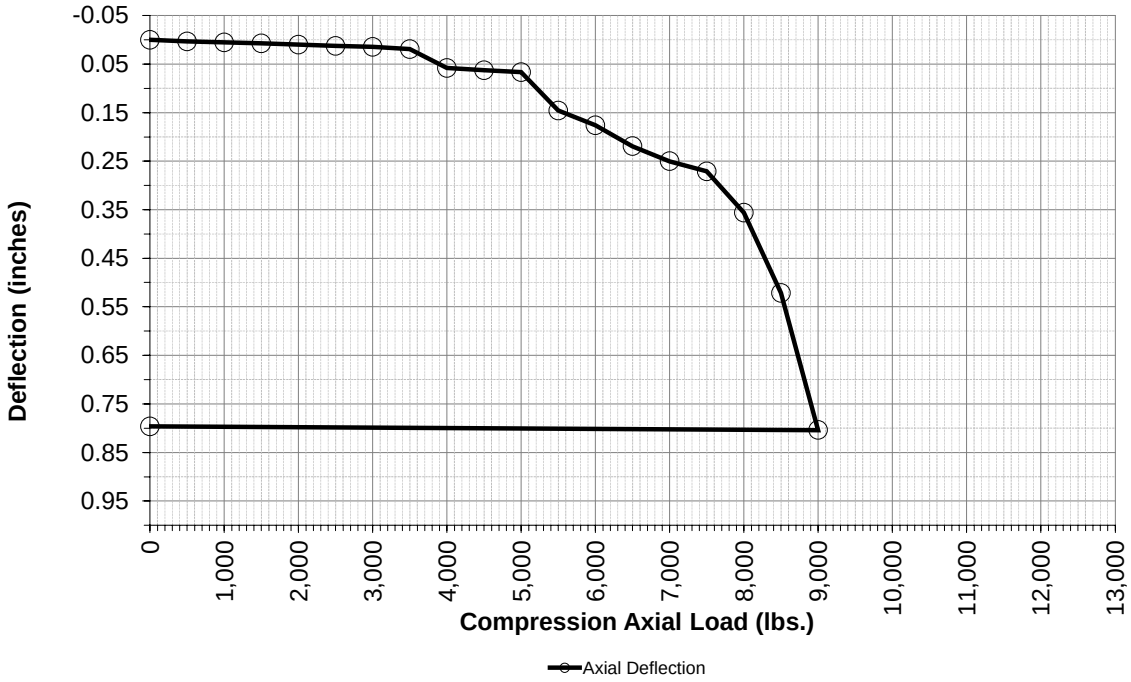

Compression Load Test Result for PLT-20C

Project Information

Project Name:	Darden Solar
Project Location:	Cantua Creek, CA
Project Number:	60225172

Axial Load Test Set Up

Number of Gauges:	2
Height of Gauges [in]:	6
Load Cell:	OHAUS 10Ton

Test Date and Representative

Tested By Terracon Rep:	AT
Date Tested:	4/12/2023

Pile Information

Pile ID:	PLT-20C
Latitude [deg.]:	36.46157
Longitude [deg.]:	-120.22903
Pile Type:	W6X9
Pile Embedment Depth [in.]:	72
Pile Diameter [in.]:	5.9
Pile Stick-Up [in.]:	24
Axial Design Load [lbs.]:	13,000
Pile Area [sq. in.]:	2.68
Elastic Modulus [ksi.]:	29,000
Drive Time [sec.]:	15

Compression Test Results

% of Design Load	Axial Load [lbs.]	Deflection Δ (in.) Gauges #1 & #2	Comments
0%	0	0.000	
4%	500	0.002	
8%	1,000	0.004	
12%	1,500	0.006	
15%	2,000	0.010	
19%	2,500	0.013	
23%	3,000	0.016	
27%	3,500	0.019	
31%	4,000	0.023	
35%	4,500	0.028	
38%	5,000	0.033	
42%	5,500	0.037	
46%	6,000	0.042	
50%	6,500	0.049	
54%	7,000	0.054	
58%	7,500	0.061	
62%	8,000	0.070	
65%	8,500	0.080	
69%	9,000	0.096	
73%	9,500	0.106	
77%	10,000	0.117	
81%	10,500	0.133	
85%	11,000	0.198	
88%	11,500	0.760	
92%	12,000		
96%	12,500		
100%	13,000		
0%	0	0.689	

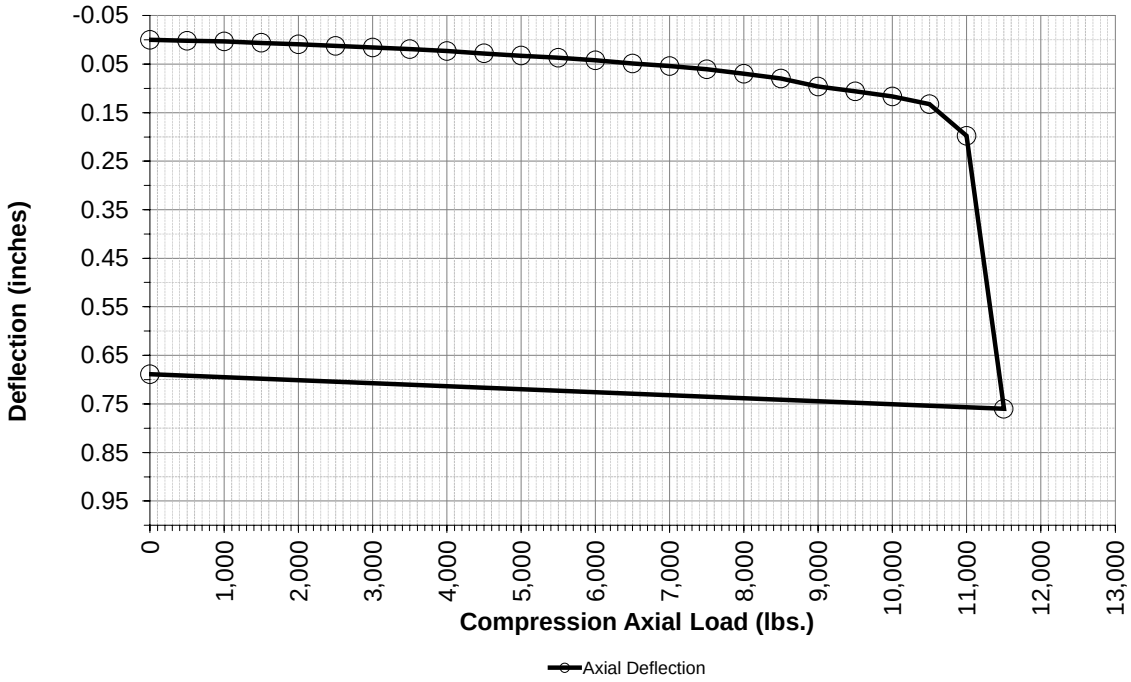

Compression Load Test Result for PLT-21C

Project Information

Project Name:	Darden Solar
Project Location:	Cantua Creek, CA
Project Number:	60225172

Axial Load Test Set Up

Number of Gauges:	2
Height of Gauges [in]:	6
Load Cell:	OHAUS 10Ton

Test Date and Representative

Tested By Terracon Rep:	AT
Date Tested:	4/12/2023

Pile Information

Pile ID:	PLT-21C
Latitude [deg.]:	36.49165
Longitude [deg.]:	-120.21510
Pile Type:	W6X9
Pile Embedment Depth [in.]:	84
Pile Diameter [in.]:	5.9
Pile Stick-Up [in.]:	24
Axial Design Load [lbs.]:	13,000
Pile Area [sq. in.]:	2.68
Elastic Modulus [ksi.]:	29,000
Drive Time [sec.]:	28

Compression Test Results

% of Design Load	Axial Load [lbs.]	Deflection Δ (in.) Gauges #1 & #2	Comments
0%	0	0.000	
4%	500	0.002	
8%	1,000	0.004	
12%	1,500	0.006	
15%	2,000	0.008	
19%	2,500	0.009	
23%	3,000	0.012	
27%	3,500	0.014	
31%	4,000	0.016	
35%	4,500	0.019	
38%	5,000	0.022	
42%	5,500	0.025	
46%	6,000	0.028	
50%	6,500	0.031	
54%	7,000	0.035	
58%	7,500	0.039	
62%	8,000	0.044	
65%	8,500	0.048	
69%	9,000	0.052	
73%	9,500	0.057	
77%	10,000	0.062	
81%	10,500	0.068	
85%	11,000	0.073	
88%	11,500	0.077	
92%	12,000	0.083	
96%	12,500	0.089	
100%	13,000	0.095	
0%	0	0.011	

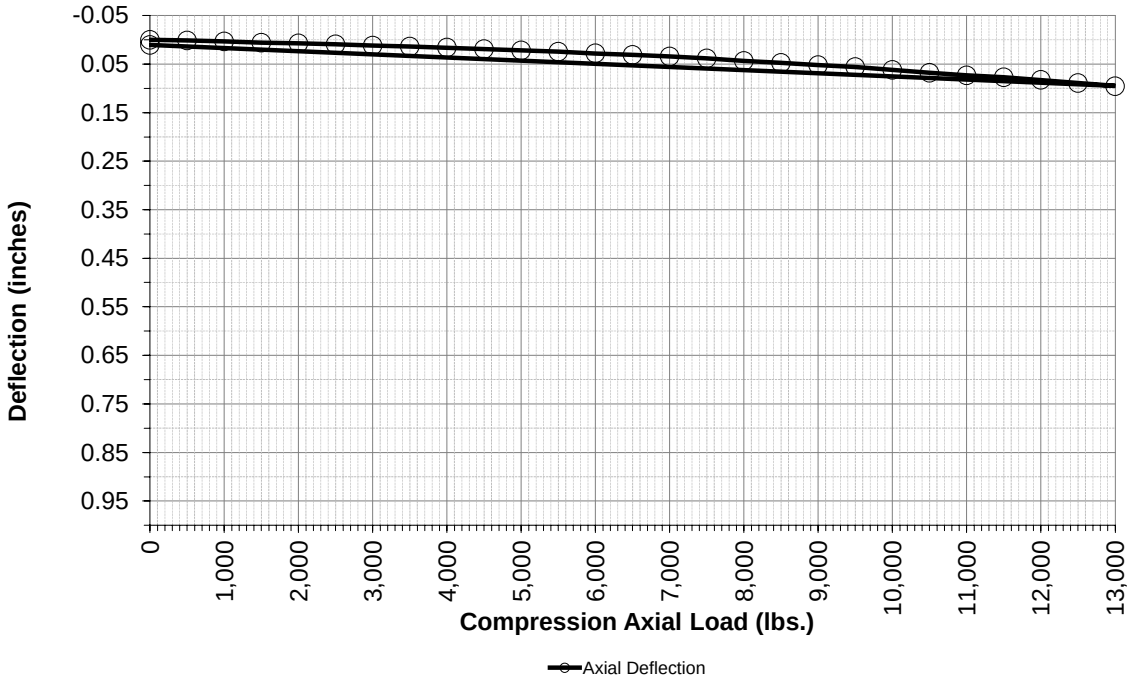

Compression Load Test Result for PLT-22C

Project Information

Project Name:	Darden Solar
Project Location:	Cantua Creek, CA
Project Number:	60225172

Axial Load Test Set Up

Number of Gauges:	2
Height of Gauges [in]:	6
Load Cell:	OHAUS 10Ton

Test Date and Representative

Tested By Terracon Rep:	AT
Date Tested:	4/12/2023

Pile Information

Pile ID:	PLT-22C
Latitude [deg.]:	36.49503
Longitude [deg.]:	-120.21927
Pile Type:	W6X9
Pile Embedment Depth [in.]:	60
Pile Diameter [in.]:	5.9
Pile Stick-Up [in.]:	24
Axial Design Load [lbs.]:	13,000
Pile Area [sq. in.]:	2.68
Elastic Modulus [ksi.]:	29,000
Drive Time [sec.]:	14

Compression Test Results

% of Design Load	Axial Load [lbs.]	Deflection Δ (in.) Gauges #1 & #2	Comments
0%	0	0.000	
4%	500	0.003	
8%	1,000	0.006	
12%	1,500	0.010	
15%	2,000	0.015	
19%	2,500	0.022	
23%	3,000	0.037	
27%	3,500	0.056	
31%	4,000	0.128	
35%	4,500	0.763	
38%	5,000		
42%	5,500		
46%	6,000		
50%	6,500		
54%	7,000		
58%	7,500		
62%	8,000		
65%	8,500		
69%	9,000		
73%	9,500		
77%	10,000		
81%	10,500		
85%	11,000		
88%	11,500		
92%	12,000		
96%	12,500		
100%	13,000		
0%	0	0.728	

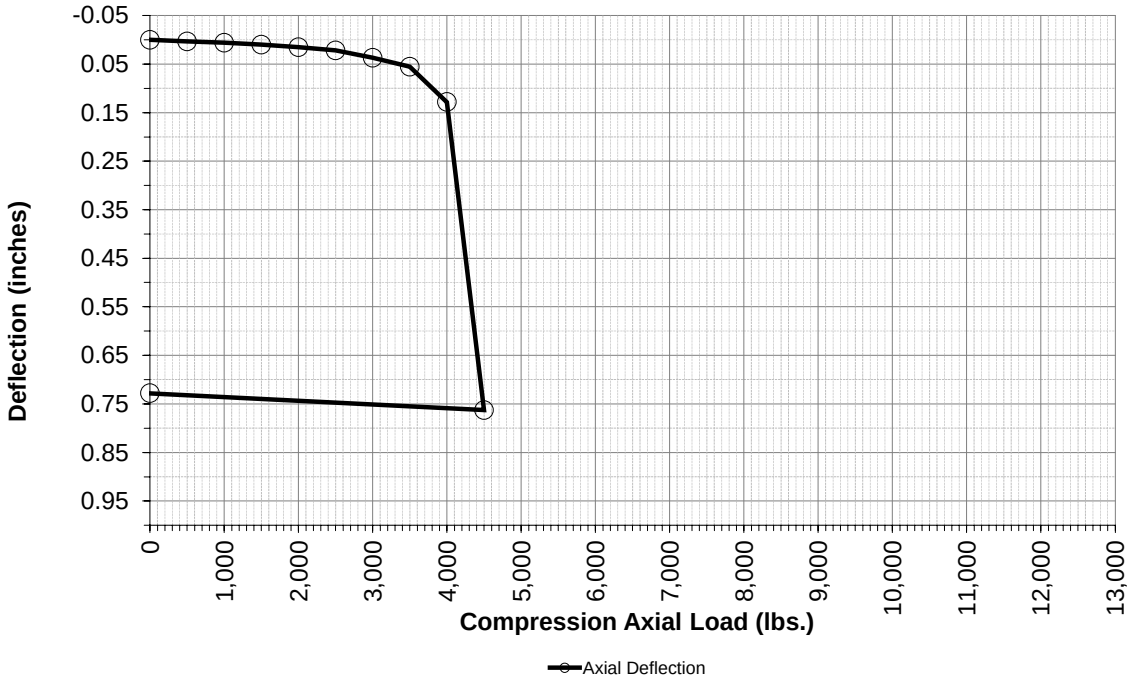

Compression Load Test Result for PLT-23C

Project Information

Project Name:	Darden Solar
Project Location:	Cantua Creek, CA
Project Number:	60225172

Axial Load Test Set Up

Number of Gauges:	2
Height of Gauges [in]:	6
Load Cell:	OHAUS 10Ton

Test Date and Representative

Tested By Terracon Rep:	AT
Date Tested:	7/26/2023

Pile Information

Pile ID:	PLT-23C
Latitude [deg.]:	36.49550
Longitude [deg.]:	-120.20952
Pile Type:	W6X9
Pile Embedment Depth [in.]:	72
Pile Diameter [in.]:	5.9
Pile Stick-Up [in.]:	24
Axial Design Load [lbs.]:	13,000
Pile Area [sq. in.]:	2.68
Elastic Modulus [ksi.]:	29,000
Drive Time [sec.]:	27

Compression Test Results

% of Design Load	Axial Load [lbs.]	Deflection Δ (in.) Gauges #1 & #2	Comments
0%	0	0.000	
4%	500	0.001	
8%	1,000	0.000	
12%	1,500	0.000	
15%	2,000	0.001	
19%	2,500	0.002	
23%	3,000	0.003	
27%	3,500	0.004	
31%	4,000	0.005	
35%	4,500	0.008	
38%	5,000	0.011	
42%	5,500	0.014	
46%	6,000	0.018	
50%	6,500	0.022	
54%	7,000	0.028	
58%	7,500	0.033	
62%	8,000	0.038	
65%	8,500	0.047	
69%	9,000	0.055	
73%	9,500	0.061	
77%	10,000	0.070	
81%	10,500	0.082	
85%	11,000	0.089	
88%	11,500	0.098	
92%	12,000	0.112	
96%	12,500	0.129	
100%	13,000	0.139	
0%	0	0.051	

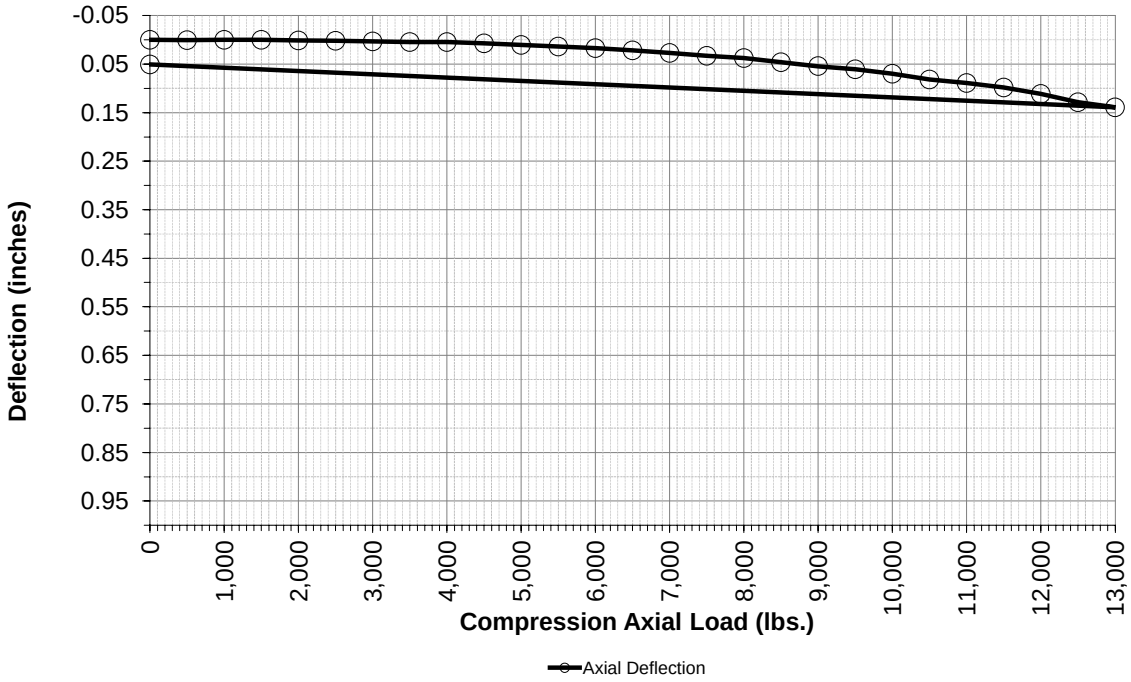

Compression Load Test Result for PLT-24C

Project Information

Project Name:	Darden Solar
Project Location:	Cantua Creek, CA
Project Number:	60225172

Axial Load Test Set Up

Number of Gauges:	2
Height of Gauges [in]:	6
Load Cell:	OHAUS 10Ton

Test Date and Representative

Tested By Terracon Rep:	AT
Date Tested:	5/23/2023

Pile Information

Pile ID:	PLT-24C
Latitude [deg.]:	36.49773
Longitude [deg.]:	-120.20246
Pile Type:	W6X9
Pile Embedment Depth [in.]:	84
Pile Diameter [in.]:	5.9
Pile Stick-Up [in.]:	24
Axial Design Load [lbs.]:	13,000
Pile Area [sq. in.]:	2.68
Elastic Modulus [ksi.]:	29,000
Drive Time [sec.]:	31

Compression Test Results

% of Design Load	Axial Load [lbs.]	Deflection Δ (in.) Gauges #1 & #2	Comments
0%	0	0.000	
4%	500	0.001	
8%	1,000	0.001	
12%	1,500	0.002	
15%	2,000	0.003	
19%	2,500	0.004	
23%	3,000	0.005	
27%	3,500	0.006	
31%	4,000	0.006	
35%	4,500	0.008	
38%	5,000	0.009	
42%	5,500	0.010	
46%	6,000	0.012	
50%	6,500	0.014	
54%	7,000	0.015	
58%	7,500	0.018	
62%	8,000	0.021	
65%	8,500	0.024	
69%	9,000	0.027	
73%	9,500	0.031	
77%	10,000	0.036	
81%	10,500	0.040	
85%	11,000	0.045	
88%	11,500	0.049	
92%	12,000	0.057	
96%	12,500	0.065	
100%	13,000	0.080	
0%	0	0.073	

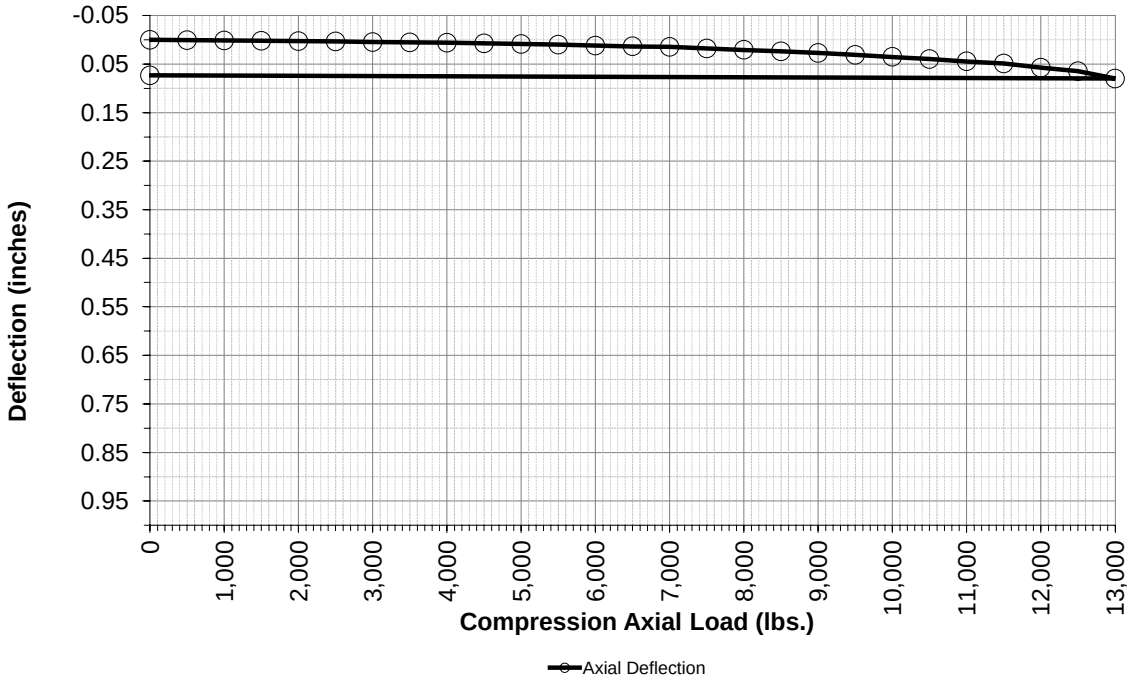

Compression Load Test Result for PLT-25C

Project Information

Project Name:	Darden Solar
Project Location:	Cantua Creek, CA
Project Number:	60225172

Axial Load Test Set Up

Number of Gauges:	2
Height of Gauges [in]:	6
Load Cell:	OHAUS 10Ton

Test Date and Representative

Tested By Terracon Rep:	AS
Date Tested:	5/23/2023

Pile Information

Pile ID:	PLT-25C
Latitude [deg.]:	36.50107
Longitude [deg.]:	-120.19946
Pile Type:	W6X9
Pile Embedment Depth [in.]:	60
Pile Diameter [in.]:	5.9
Pile Stick-Up [in.]:	24
Axial Design Load [lbs.]:	13,000
Pile Area [sq. in.]:	2.68
Elastic Modulus [ksi.]:	29,000
Drive Time [sec.]:	13

Compression Test Results

% of Design Load	Axial Load [lbs.]	Deflection Δ (in.) Gauges #1 & #2	Comments
0%	0	0.000	
4%	500	0.001	
8%	1,000	0.001	
12%	1,500	0.003	
15%	2,000	0.004	
19%	2,500	0.005	
23%	3,000	0.007	
27%	3,500	0.009	
31%	4,000	0.011	
35%	4,500	0.015	
38%	5,000	0.017	
42%	5,500	0.020	
46%	6,000	0.024	
50%	6,500	0.028	
54%	7,000	0.033	
58%	7,500	0.040	
62%	8,000	0.048	
65%	8,500	0.054	
69%	9,000	0.059	
73%	9,500	0.071	
77%	10,000	0.085	
81%	10,500	0.107	
85%	11,000	0.149	
88%	11,500	0.761	
92%	12,000		
96%	12,500		
100%	13,000		
0%	0	0.691	

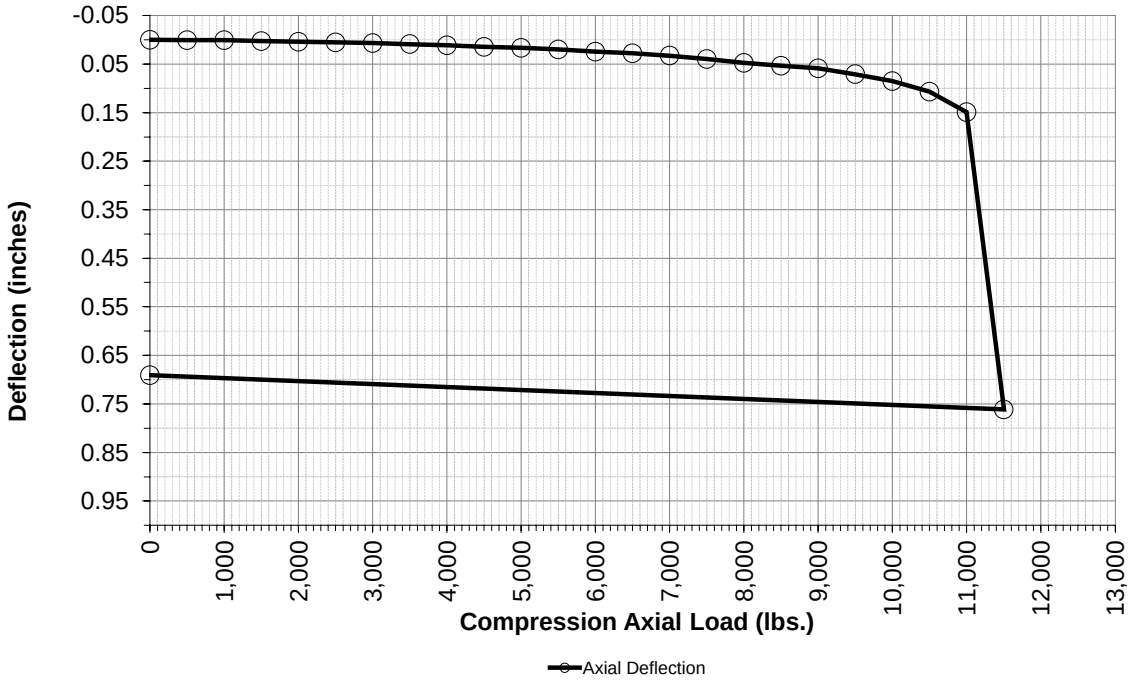

Compression Load Test Result for PLT-26C

Project Information

Project Name:	Darden Solar
Project Location:	Cantua Creek, CA
Project Number:	60225172

Axial Load Test Set Up

Number of Gauges:	2
Height of Gauges [in]:	6
Load Cell:	OHAUS 10Ton

Test Date and Representative

Tested By Terracon Rep:	AS
Date Tested:	5/23/2023

Pile Information

Pile ID:	PLT-26C
Latitude [deg.]:	36.49673
Longitude [deg.]:	-120.19548
Pile Type:	W6X9
Pile Embedment Depth [in.]:	72
Pile Diameter [in.]:	5.9
Pile Stick-Up [in.]:	24
Axial Design Load [lbs.]:	13,000
Pile Area [sq. in.]:	2.68
Elastic Modulus [ksi.]:	29,000
Drive Time [sec.]:	15

Compression Test Results

% of Design Load	Axial Load [lbs.]	Deflection Δ (in.) Gauges #1 & #2	Comments
0%	0	0.000	
4%	500	0.001	
8%	1,000	0.001	
12%	1,500	0.001	
15%	2,000	0.002	
19%	2,500	0.003	
23%	3,000	0.004	
27%	3,500	0.005	
31%	4,000	0.005	
35%	4,500	0.006	
38%	5,000	0.007	
42%	5,500	0.008	
46%	6,000	0.009	
50%	6,500	0.011	
54%	7,000	0.012	
58%	7,500	0.014	
62%	8,000	0.015	
65%	8,500	0.017	
69%	9,000	0.018	
73%	9,500	0.020	
77%	10,000	0.022	
81%	10,500	0.024	
85%	11,000	0.026	
88%	11,500	0.029	
92%	12,000	0.032	
96%	12,500	0.034	
100%	13,000	0.037	
0%	0	0.008	

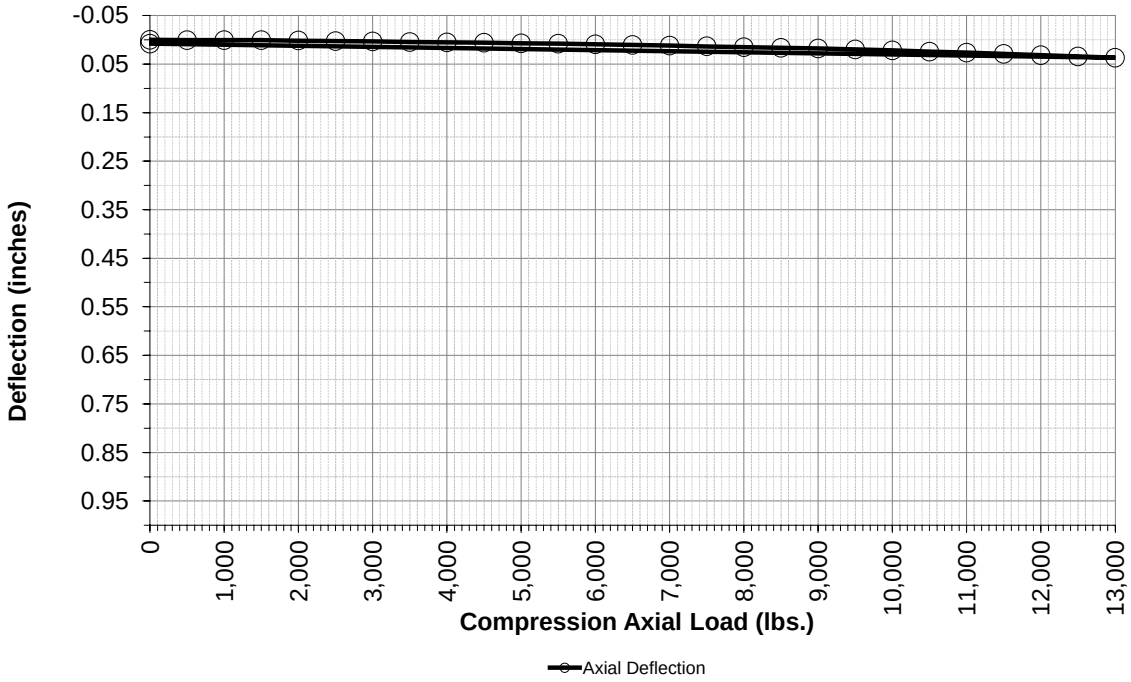

Compression Load Test Result for PLT-27C

Project Information

Project Name:	Darden Solar
Project Location:	Cantua Creek, CA
Project Number:	60225172

Axial Load Test Set Up

Number of Gauges:	2
Height of Gauges [in]:	6
Load Cell:	OHAUS 10Ton

Test Date and Representative

Tested By Terracon Rep:	AS
Date Tested:	5/23/2023

Pile Information

Pile ID:	PLT-27C
Latitude [deg.]:	36.50124
Longitude [deg.]:	-120.18942
Pile Type:	W6X9
Pile Embedment Depth [in.]:	84
Pile Diameter [in.]:	5.9
Pile Stick-Up [in.]:	24
Axial Design Load [lbs.]:	13,000
Pile Area [sq. in.]:	2.68
Elastic Modulus [ksi.]:	29,000
Drive Time [sec.]:	37

Compression Test Results

% of Design Load	Axial Load [lbs.]	Deflection Δ (in.) Gauges #1 & #2	Comments
0%	0	0.000	
4%	500	0.001	
8%	1,000	0.002	
12%	1,500	0.004	
15%	2,000	0.006	
19%	2,500	0.008	
23%	3,000	0.010	
27%	3,500	0.012	
31%	4,000	0.014	
35%	4,500	0.017	
38%	5,000	0.021	
42%	5,500	0.024	
46%	6,000	0.028	
50%	6,500	0.034	
54%	7,000	0.041	
58%	7,500	0.049	
62%	8,000	0.057	
65%	8,500	0.068	
69%	9,000	0.104	
73%	9,500	0.183	
77%	10,000	0.780	
81%	10,500		
85%	11,000		
88%	11,500		
92%	12,000		
96%	12,500		
100%	13,000		
0%	0	0.722	

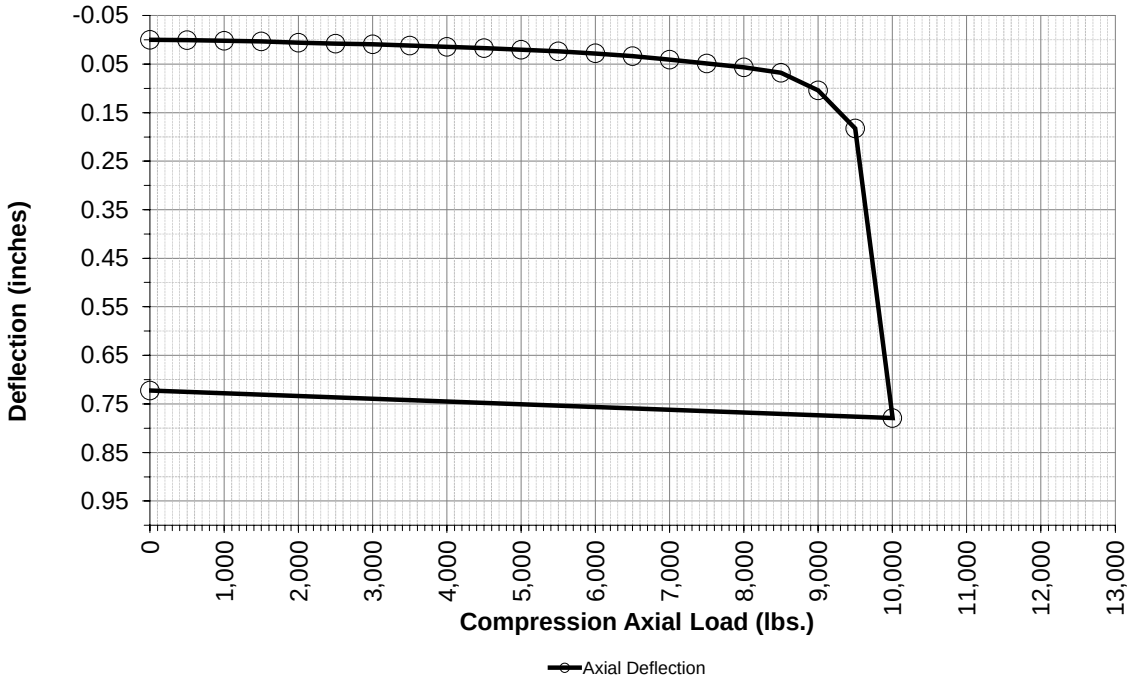

Compression Load Test Result for PLT-28C

Project Information

Project Name:	Darden Solar
Project Location:	Cantua Creek, CA
Project Number:	60225172

Axial Load Test Set Up

Number of Gauges:	2
Height of Gauges [in]:	6
Load Cell:	OHAUS 10Ton

Test Date and Representative

Tested By Terracon Rep:	AS
Date Tested:	5/9/2023

Pile Information

Pile ID:	PLT-28C
Latitude [deg.]:	36.49533
Longitude [deg.]:	-120.18790
Pile Type:	W6X9
Pile Embedment Depth [in.]:	60
Pile Diameter [in.]:	5.9
Pile Stick-Up [in.]:	24
Axial Design Load [lbs.]:	13,000
Pile Area [sq. in.]:	2.68
Elastic Modulus [ksi.]:	29,000
Drive Time [sec.]:	21

Compression Test Results

% of Design Load	Axial Load [lbs.]	Deflection Δ (in.) Gauges #1 & #2	Comments
0%	0	0.000	
4%	500	0.001	
8%	1,000	0.004	
12%	1,500	0.005	
15%	2,000	0.007	
19%	2,500	0.008	
23%	3,000	0.009	
27%	3,500	0.006	
31%	4,000	0.013	
35%	4,500	0.014	
38%	5,000	0.015	
42%	5,500	0.018	
46%	6,000	0.020	
50%	6,500	0.025	
54%	7,000	0.030	
58%	7,500	0.037	
62%	8,000	0.047	
65%	8,500	0.062	
69%	9,000	0.090	
73%	9,500	0.495	
77%	10,000	0.781	
81%	10,500		
85%	11,000		
88%	11,500		
92%	12,000		
96%	12,500		
100%	13,000		
0%	0	0.707	

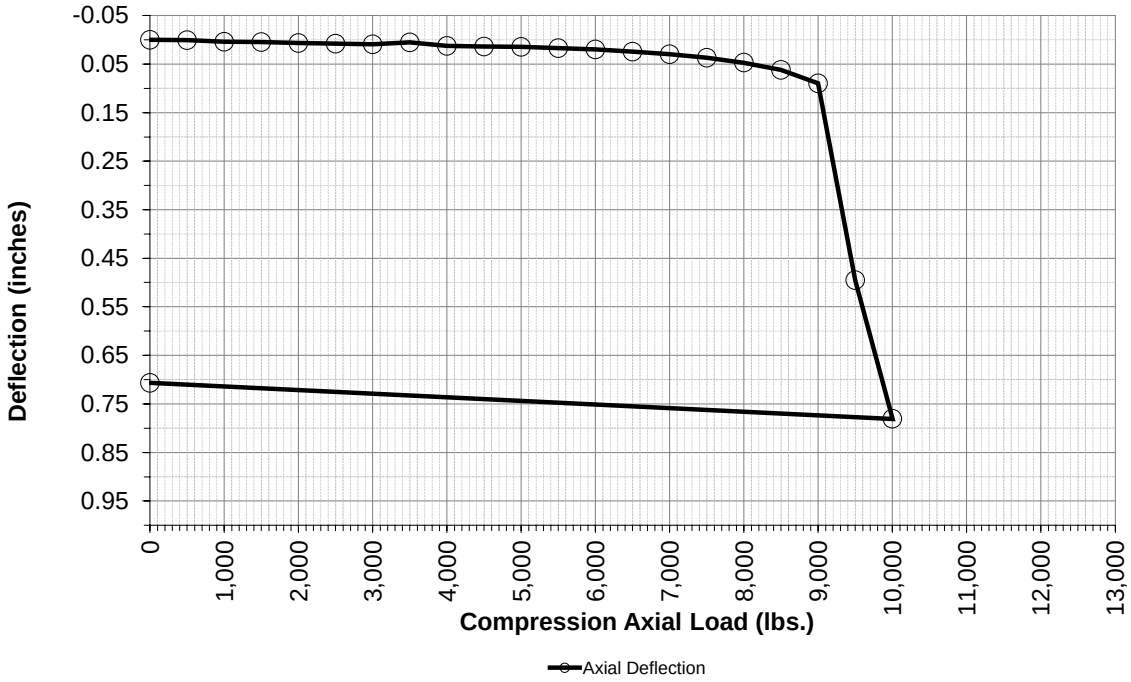

Compression Load Test Result for PLT-29C

Project Information

Project Name:	Darden Solar
Project Location:	Cantua Creek, CA
Project Number:	60225172

Axial Load Test Set Up

Number of Gauges:	2
Height of Gauges [in]:	6
Load Cell:	OHAUS 10Ton

Test Date and Representative

Tested By Terracon Rep:	AS
Date Tested:	7/25/2023

Pile Information

Pile ID:	PLT-29C
Latitude [deg.]:	36.49928
Longitude [deg.]:	-120.18020
Pile Type:	W6X9
Pile Embedment Depth [in.]:	72
Pile Diameter [in.]:	5.9
Pile Stick-Up [in.]:	24
Axial Design Load [lbs.]:	13,000
Pile Area [sq. in.]:	2.68
Elastic Modulus [ksi.]:	29,000
Drive Time [sec.]:	37

Compression Test Results

% of Design Load	Axial Load [lbs.]	Deflection Δ (in.) Gauges #1 & #2	Comments
0%	0	0.000	
4%	500	0.001	
8%	1,000	0.003	
12%	1,500	0.004	
15%	2,000	0.006	
19%	2,500	0.007	
23%	3,000	0.010	
27%	3,500	0.012	
31%	4,000	0.015	
35%	4,500	0.017	
38%	5,000	0.021	
42%	5,500	0.024	
46%	6,000	0.028	
50%	6,500	0.038	
54%	7,000	0.053	
58%	7,500	0.066	
62%	8,000	0.096	
65%	8,500	0.130	
69%	9,000	0.154	
73%	9,500	0.194	
77%	10,000	0.238	
81%	10,500	0.282	
85%	11,000	0.360	
88%	11,500	0.782	
92%	12,000		
96%	12,500		
100%	13,000		
0%	0	0.754	

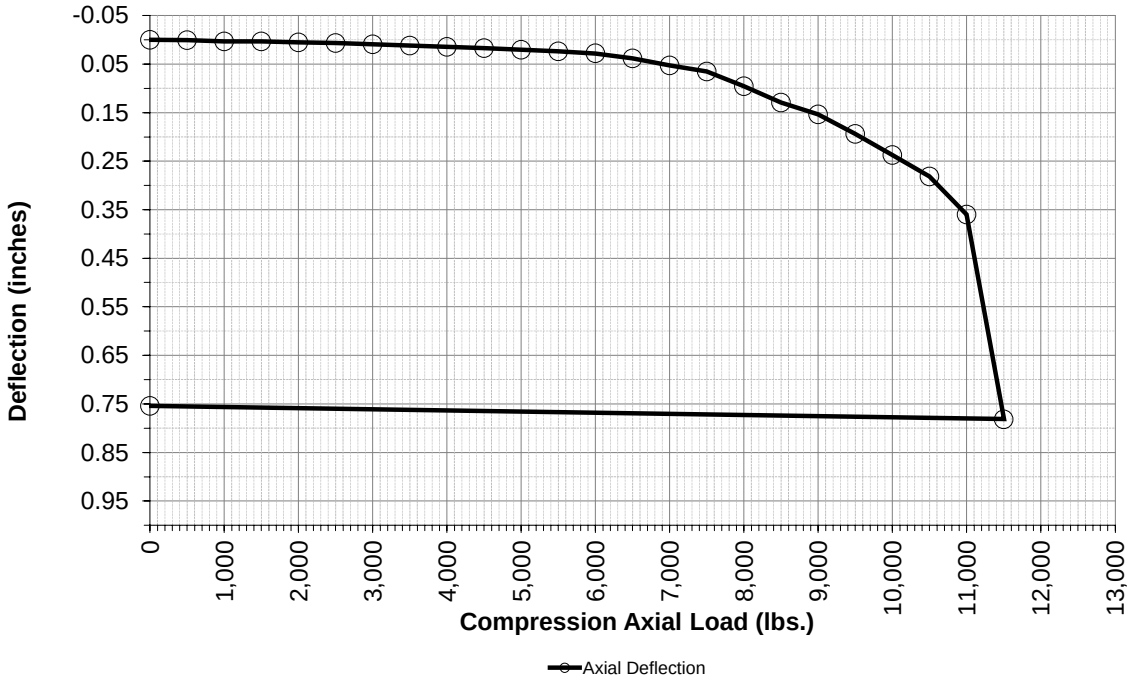

Compression Load Test Result for PLT-30C

Project Information

Project Name:	Darden Solar
Project Location:	Cantua Creek, CA
Project Number:	60225172

Axial Load Test Set Up

Number of Gauges:	2
Height of Gauges [in]:	6
Load Cell:	OHAUS 10Ton

Test Date and Representative

Tested By Terracon Rep:	AS
Date Tested:	7/25/2023

Pile Information

Pile ID:	PLT-30C
Latitude [deg.]:	36.49576
Longitude [deg.]:	-120.17379
Pile Type:	W6X9
Pile Embedment Depth [in.]:	84
Pile Diameter [in.]:	5.9
Pile Stick-Up [in.]:	24
Axial Design Load [lbs.]:	13,000
Pile Area [sq. in.]:	2.68
Elastic Modulus [ksi.]:	29,000
Drive Time [sec.]:	29

Compression Test Results

% of Design Load	Axial Load [lbs.]	Deflection Δ (in.) Gauges #1 & #2	Comments
0%	0	0.000	
4%	500	0.000	
8%	1,000	0.001	
12%	1,500	0.001	
15%	2,000	0.001	
19%	2,500	0.002	
23%	3,000	0.003	
27%	3,500	0.004	
31%	4,000	0.005	
35%	4,500	0.007	
38%	5,000	0.009	
42%	5,500	0.010	
46%	6,000	0.012	
50%	6,500	0.014	
54%	7,000	0.015	
58%	7,500	0.018	
62%	8,000	0.020	
65%	8,500	0.022	
69%	9,000	0.025	
73%	9,500	0.028	
77%	10,000	0.033	
81%	10,500	0.036	
85%	11,000	0.040	
88%	11,500	0.042	
92%	12,000	0.045	
96%	12,500	0.048	
100%	13,000	0.052	
0%	0	0.010	

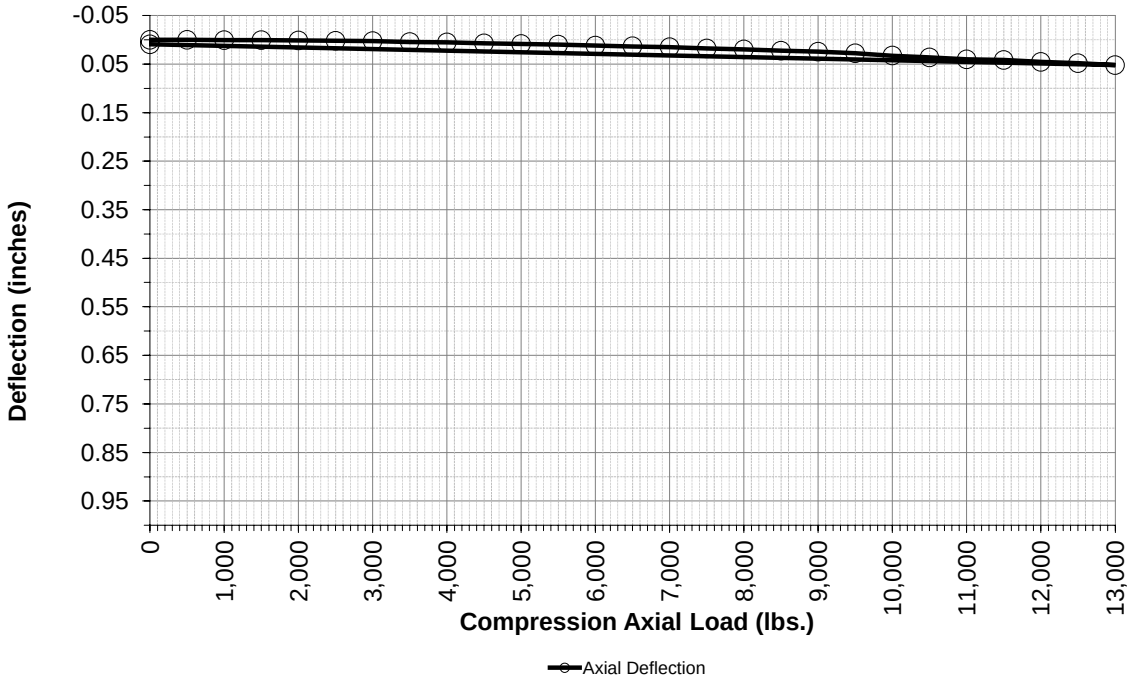

Compression Load Test Result for PLT-31C

Project Information

Project Name:	Darden Solar
Project Location:	Cantua Creek, CA
Project Number:	60225172

Axial Load Test Set Up

Number of Gauges:	2
Height of Gauges [in]:	6
Load Cell:	OHAUS 10Ton

Test Date and Representative

Tested By Terracon Rep:	AS
Date Tested:	5/10/2023

Pile Information

Pile ID:	PLT-31C
Latitude [deg.]:	36.50171
Longitude [deg.]:	-120.17438
Pile Type:	W6X9
Pile Embedment Depth [in.]:	60
Pile Diameter [in.]:	5.9
Pile Stick-Up [in.]:	24
Axial Design Load [lbs.]:	13,000
Pile Area [sq. in.]:	2.68
Elastic Modulus [ksi.]:	29,000
Drive Time [sec.]:	23

Compression Test Results

% of Design Load	Axial Load [lbs.]	Deflection Δ (in.) Gauges #1 & #2	Comments
0%	0	0.000	
4%	500	0.002	
8%	1,000	0.004	
12%	1,500	0.005	
15%	2,000	0.007	
19%	2,500	0.009	
23%	3,000	0.011	
27%	3,500	0.012	
31%	4,000	0.014	
35%	4,500	0.016	
38%	5,000	0.018	
42%	5,500	0.020	
46%	6,000	0.022	
50%	6,500	0.025	
54%	7,000	0.028	
58%	7,500	0.030	
62%	8,000	0.032	
65%	8,500	0.034	
69%	9,000	0.036	
73%	9,500	0.038	
77%	10,000	0.042	
81%	10,500	0.044	
85%	11,000	0.047	
88%	11,500	0.050	
92%	12,000	0.057	
96%	12,500	0.772	
100%	13,000		
0%	0	0.741	

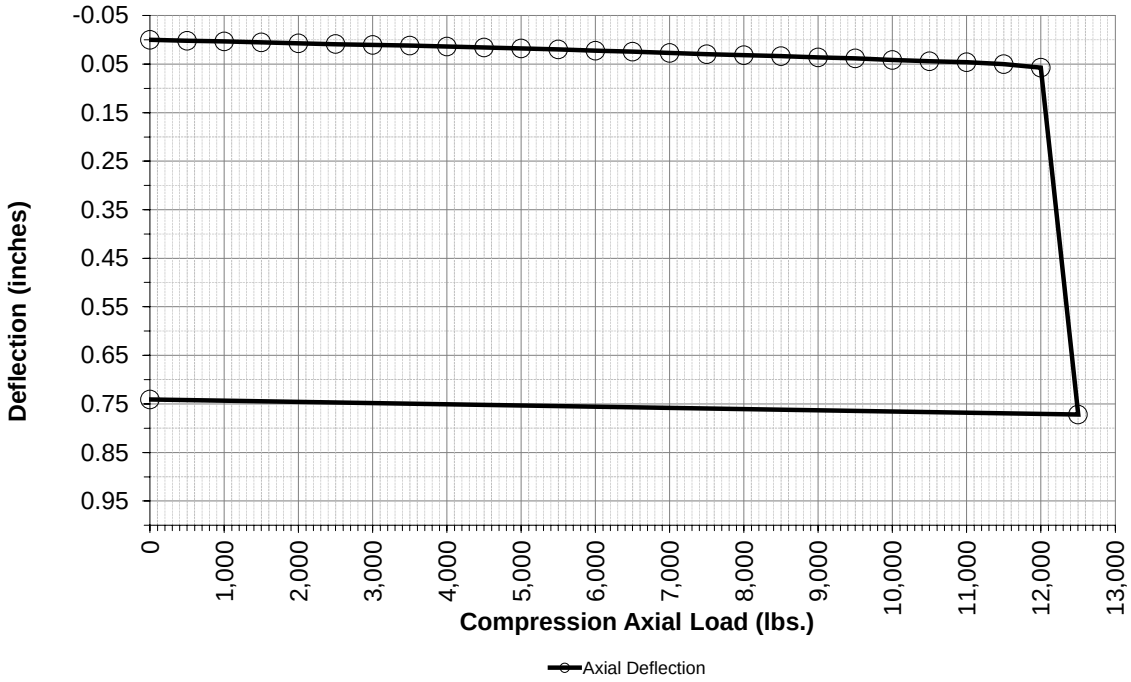

Compression Load Test Result for PLT-32C

Project Information

Project Name:	Darden Solar
Project Location:	Cantua Creek, CA
Project Number:	60225172

Axial Load Test Set Up

Number of Gauges:	2
Height of Gauges [in]:	6
Load Cell:	OHAUS 10Ton

Test Date and Representative

Tested By Terracon Rep:	AS
Date Tested:	5/10/2023

Pile Information

Pile ID:	PLT-32C
Latitude [deg.]:	36.49125
Longitude [deg.]:	-120.17509
Pile Type:	W6X9
Pile Embedment Depth [in.]:	72
Pile Diameter [in.]:	5.9
Pile Stick-Up [in.]:	24
Axial Design Load [lbs.]:	13,000
Pile Area [sq. in.]:	2.68
Elastic Modulus [ksi.]:	29,000
Drive Time [sec.]:	29

Compression Test Results

% of Design Load	Axial Load [lbs.]	Deflection Δ (in.) Gauges #1 & #2	Comments
0%	0	0.000	
4%	500	0.002	
8%	1,000	0.002	
12%	1,500	0.006	
15%	2,000	0.007	
19%	2,500	0.008	
23%	3,000	0.011	
27%	3,500	0.013	
31%	4,000	0.014	
35%	4,500	0.017	
38%	5,000	0.018	
42%	5,500	0.020	
46%	6,000	0.023	
50%	6,500	0.026	
54%	7,000	0.032	
58%	7,500	0.037	
62%	8,000	0.041	
65%	8,500	0.044	
69%	9,000	0.046	
73%	9,500	0.051	
77%	10,000	0.058	
81%	10,500	0.063	
85%	11,000	0.071	
88%	11,500	0.076	
92%	12,000	0.082	
96%	12,500	0.090	
100%	13,000		
0%	0	0.018	

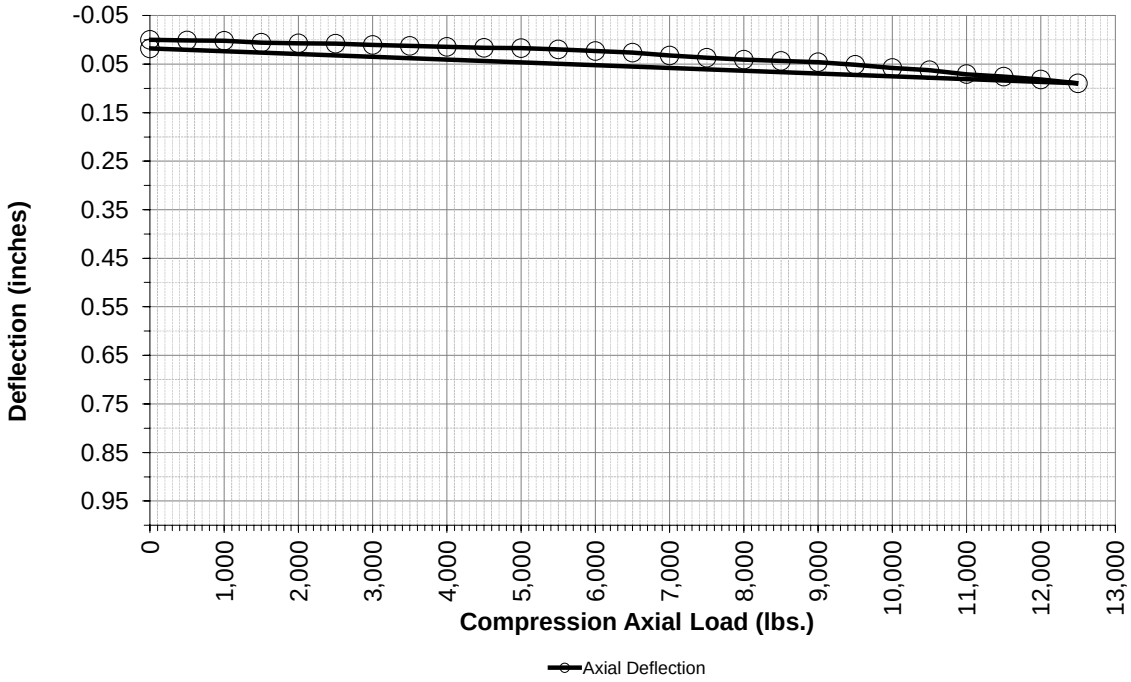

Compression Load Test Result for PLT-33C

Project Information

Project Name:	Darden Solar
Project Location:	Cantua Creek, CA
Project Number:	60225172

Axial Load Test Set Up

Number of Gauges:	2
Height of Gauges [in]:	6
Load Cell:	OHAUS 10Ton

Test Date and Representative

Tested By Terracon Rep:	AS
Date Tested:	5/10/2023

Pile Information

Pile ID:	PLT-33C
Latitude [deg.]:	36.48859
Longitude [deg.]:	-120.17958
Pile Type:	W6X9
Pile Embedment Depth [in.]:	84
Pile Diameter [in.]:	5.9
Pile Stick-Up [in.]:	24
Axial Design Load [lbs.]:	13,000
Pile Area [sq. in.]:	2.68
Elastic Modulus [ksi.]:	29,000
Drive Time [sec.]:	52

Compression Test Results

% of Design Load	Axial Load [lbs.]	Deflection Δ (in.) Gauges #1 & #2	Comments
0%	0	0.000	
4%	500	0.001	
8%	1,000	0.002	
12%	1,500	0.002	
15%	2,000	0.013	
19%	2,500	0.003	
23%	3,000	0.004	
27%	3,500	0.004	
31%	4,000	0.006	
35%	4,500	0.006	
38%	5,000	0.007	
42%	5,500	0.008	
46%	6,000	0.009	
50%	6,500	0.010	
54%	7,000	0.007	
58%	7,500	0.012	
62%	8,000	0.012	
65%	8,500	0.014	
69%	9,000	0.014	
73%	9,500	0.016	
77%	10,000	0.017	
81%	10,500	0.018	
85%	11,000	0.020	
88%	11,500	0.021	
92%	12,000	0.023	
96%	12,500	0.024	
100%	13,000	0.026	
0%	0	0.001	

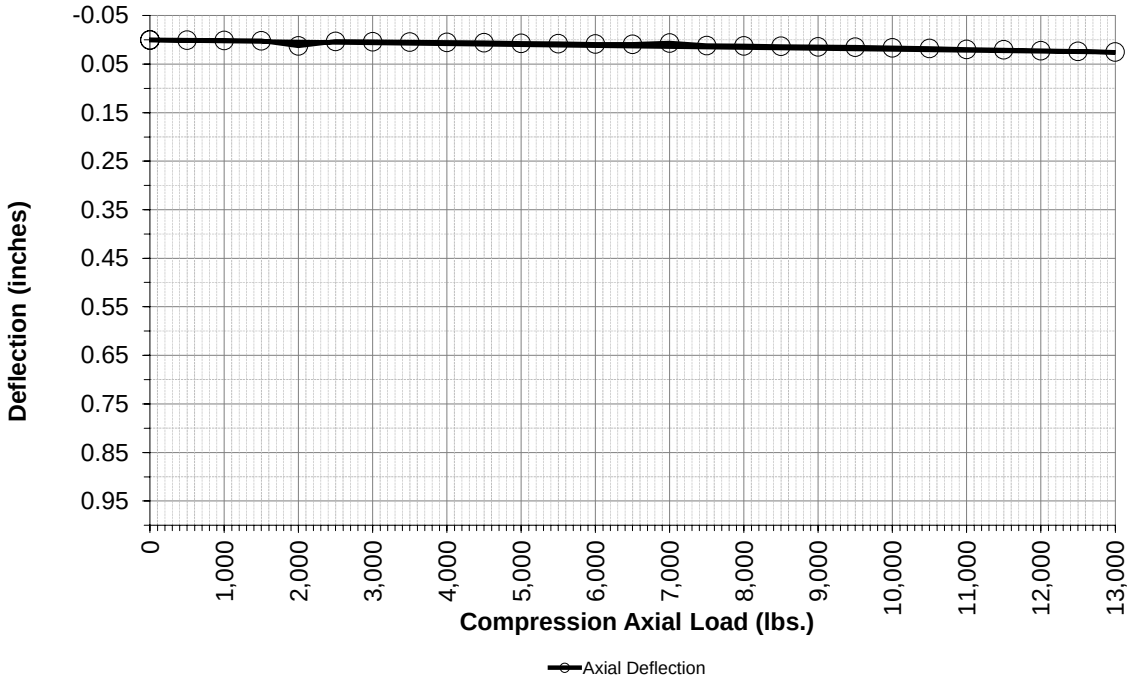

Compression Load Test Result for PLT-34C

Project Information

Project Name:	Darden Solar
Project Location:	Cantua Creek, CA
Project Number:	60225172

Axial Load Test Set Up

Number of Gauges:	2
Height of Gauges [in]:	6
Load Cell:	OHAUS 10Ton

Test Date and Representative

Tested By Terracon Rep:	AS
Date Tested:	5/10/2023

Pile Information

Pile ID:	PLT-34C
Latitude [deg.]:	36.49558
Longitude [deg.]:	-120.18159
Pile Type:	W6X9
Pile Embedment Depth [in.]:	60
Pile Diameter [in.]:	5.9
Pile Stick-Up [in.]:	24
Axial Design Load [lbs.]:	13,000
Pile Area [sq. in.]:	2.68
Elastic Modulus [ksi.]:	29,000
Drive Time [sec.]:	18

Compression Test Results

% of Design Load	Axial Load [lbs.]	Deflection Δ (in.) Gauges #1 & #2	Comments
0%	0	0.000	
4%	500	0.001	
8%	1,000	0.002	
12%	1,500	0.004	
15%	2,000	0.005	
19%	2,500	0.007	
23%	3,000	0.009	
27%	3,500	0.011	
31%	4,000	0.014	
35%	4,500	0.017	
38%	5,000	0.022	
42%	5,500	0.024	
46%	6,000	0.029	
50%	6,500	0.035	
54%	7,000	0.043	
58%	7,500	0.048	
62%	8,000	0.058	
65%	8,500	0.073	
69%	9,000	0.084	
73%	9,500	0.103	
77%	10,000	0.117	
81%	10,500	0.133	
85%	11,000	0.160	
88%	11,500	0.201	
92%	12,000	0.263	
96%	12,500	0.383	
100%	13,000	0.755	
0%	0	0.667	

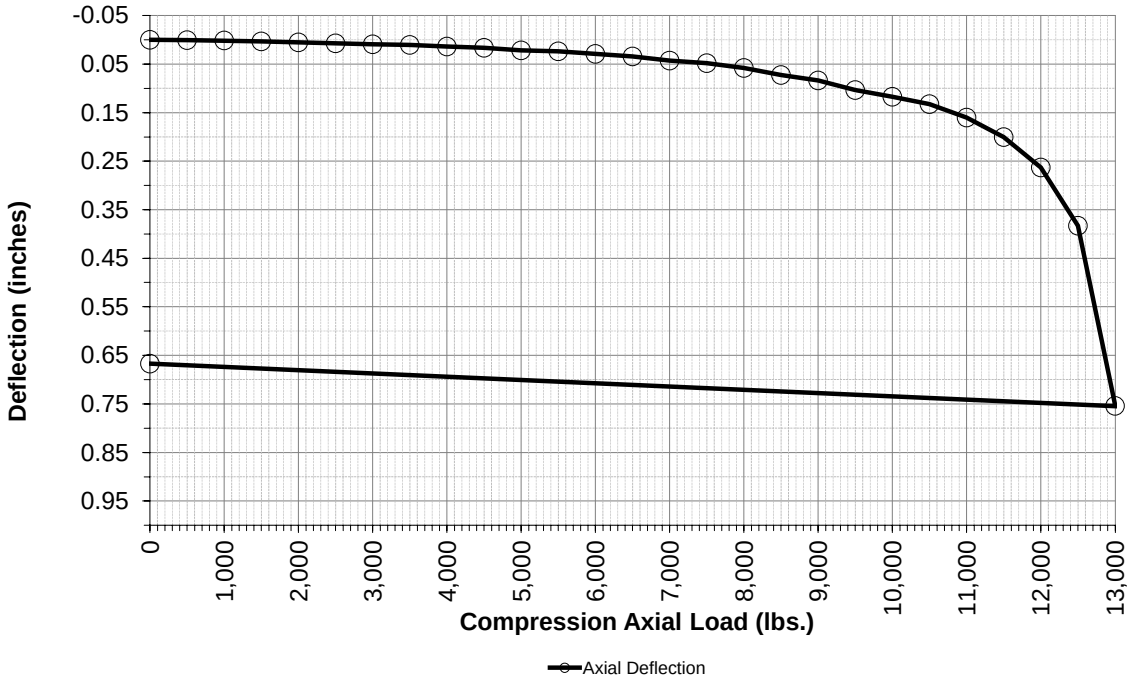

Compression Load Test Result for PLT-35C

Project Information

Project Name:	Darden Solar
Project Location:	Cantua Creek, CA
Project Number:	60225172

Axial Load Test Set Up

Number of Gauges:	2
Height of Gauges [in]:	6
Load Cell:	OHAUS 10Ton

Test Date and Representative

Tested By Terracon Rep:	AS
Date Tested:	5/10/2023

Pile Information

Pile ID:	PLT-35C
Latitude [deg.]:	36.49186
Longitude [deg.]:	-120.18739
Pile Type:	W6X9
Pile Embedment Depth [in.]:	72
Pile Diameter [in.]:	5.9
Pile Stick-Up [in.]:	24
Axial Design Load [lbs.]:	13,000
Pile Area [sq. in.]:	2.68
Elastic Modulus [ksi.]:	29,000
Drive Time [sec.]:	25

Compression Test Results

% of Design Load	Axial Load [lbs.]	Deflection Δ (in.) Gauges #1 & #2	Comments
0%	0	0.000	
4%	500	0.005	
8%	1,000	0.007	
12%	1,500	0.008	
15%	2,000	0.011	
19%	2,500	0.014	
23%	3,000	0.017	
27%	3,500	0.018	
31%	4,000	0.022	
35%	4,500	0.024	
38%	5,000	0.026	
42%	5,500	0.029	
46%	6,000	0.033	
50%	6,500	0.035	
54%	7,000	0.038	
58%	7,500	0.043	
62%	8,000	0.047	
65%	8,500	0.052	
69%	9,000	0.058	
73%	9,500	0.063	
77%	10,000	0.072	
81%	10,500	0.087	
85%	11,000	0.094	
88%	11,500	0.105	
92%	12,000	0.116	
96%	12,500	0.132	
100%	13,000	0.149	
0%	0	0.052	

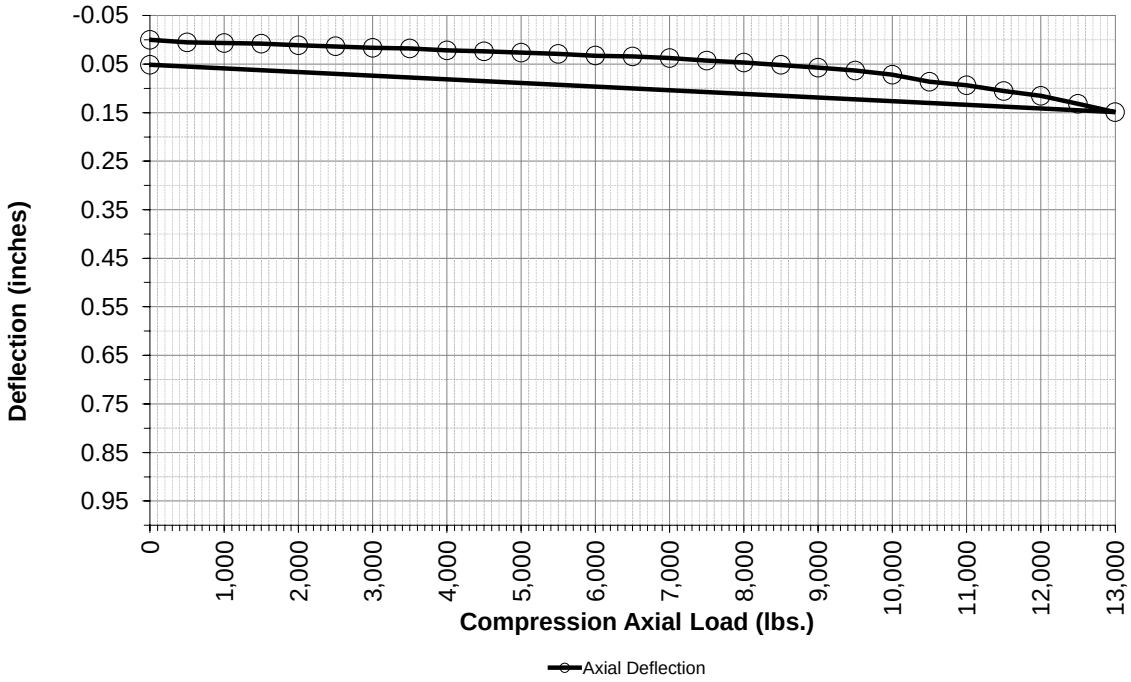

Compression Load Test Result for PLT-36C

Project Information

Project Name:	Darden Solar
Project Location:	Cantua Creek, CA
Project Number:	60225172

Axial Load Test Set Up

Number of Gauges:	2
Height of Gauges [in]:	6
Load Cell:	OHAUS 10Ton

Test Date and Representative

Tested By Terracon Rep:	AS
Date Tested:	5/23/2023

Pile Information

Pile ID:	PLT-36C
Latitude [deg.]:	36.48934
Longitude [deg.]:	-120.19270
Pile Type:	W6X9
Pile Embedment Depth [in.]:	84
Pile Diameter [in.]:	5.9
Pile Stick-Up [in.]:	24
Axial Design Load [lbs.]:	13,000
Pile Area [sq. in.]:	2.68
Elastic Modulus [ksi.]:	29,000
Drive Time [sec.]:	58

Compression Test Results

% of Design Load	Axial Load [lbs.]	Deflection Δ (in.) Gauges #1 & #2	Comments
0%	0	0.000	
4%	500	0.000	
8%	1,000	0.001	
12%	1,500	0.001	
15%	2,000	0.002	
19%	2,500	0.002	
23%	3,000	0.003	
27%	3,500	0.004	
31%	4,000	0.005	
35%	4,500	0.006	
38%	5,000	0.006	
42%	5,500	0.007	
46%	6,000	0.008	
50%	6,500	0.009	
54%	7,000	0.010	
58%	7,500	0.011	
62%	8,000	0.013	
65%	8,500	0.015	
69%	9,000	0.016	
73%	9,500	0.018	
77%	10,000	0.020	
81%	10,500	0.022	
85%	11,000	0.025	
88%	11,500	0.028	
92%	12,000	0.031	
96%	12,500	0.035	
100%	13,000	0.041	
0%	0	0.006	

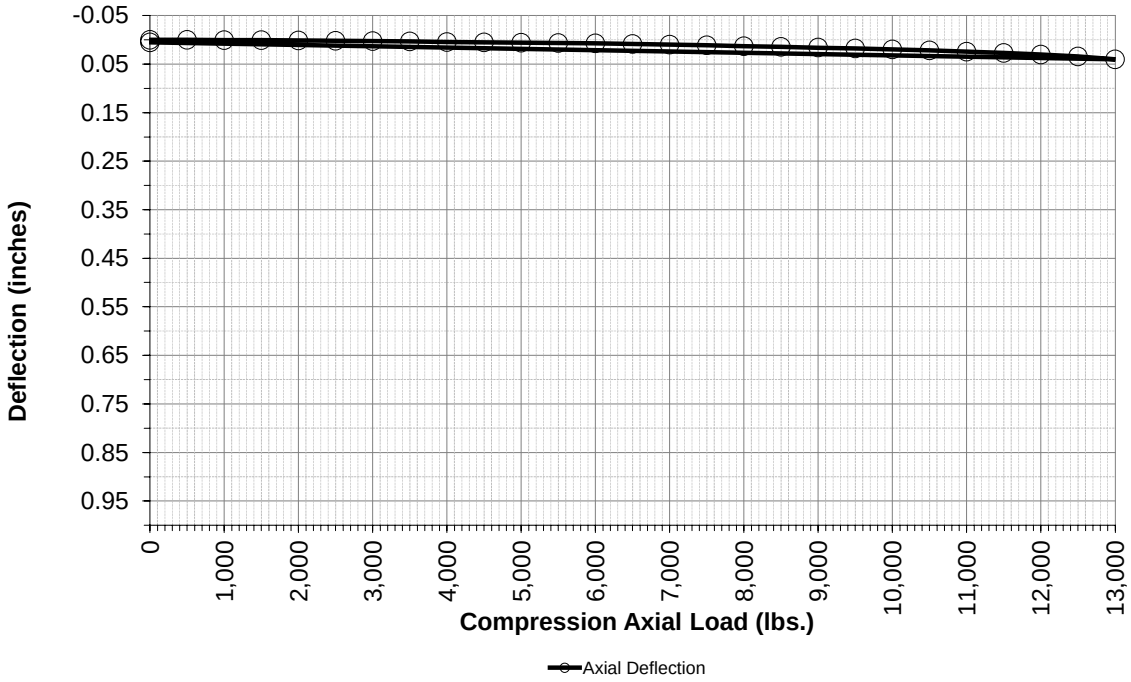

Compression Load Test Result for PLT-37C

Project Information

Project Name:	Darden Solar
Project Location:	Cantua Creek, CA
Project Number:	60225172

Axial Load Test Set Up

Number of Gauges:	2
Height of Gauges [in]:	6
Load Cell:	OHAUS 10Ton

Test Date and Representative

Tested By Terracon Rep:	AT
Date Tested:	5/23/2023

Pile Information

Pile ID:	PLT-37C
Latitude [deg.]:	36.49266
Longitude [deg.]:	-120.19619
Pile Type:	W6X9
Pile Embedment Depth [in.]:	60
Pile Diameter [in.]:	5.9
Pile Stick-Up [in.]:	24
Axial Design Load [lbs.]:	13,000
Pile Area [sq. in.]:	2.68
Elastic Modulus [ksi.]:	29,000
Drive Time [sec.]:	22

Compression Test Results

% of Design Load	Axial Load [lbs.]	Deflection Δ (in.) Gauges #1 & #2	Comments
0%	0	0.000	
4%	500	0.001	
8%	1,000	0.002	
12%	1,500	0.003	
15%	2,000	0.004	
19%	2,500	0.006	
23%	3,000	0.007	
27%	3,500	0.009	
31%	4,000	0.011	
35%	4,500	0.013	
38%	5,000	0.015	
42%	5,500	0.017	
46%	6,000	0.019	
50%	6,500	0.022	
54%	7,000	0.025	
58%	7,500	0.028	
62%	8,000	0.032	
65%	8,500	0.035	
69%	9,000	0.039	
73%	9,500	0.044	
77%	10,000	0.049	
81%	10,500	0.054	
85%	11,000	0.060	
88%	11,500	0.065	
92%	12,000	0.071	
96%	12,500	0.077	
100%	13,000	0.084	
0%	0	0.019	

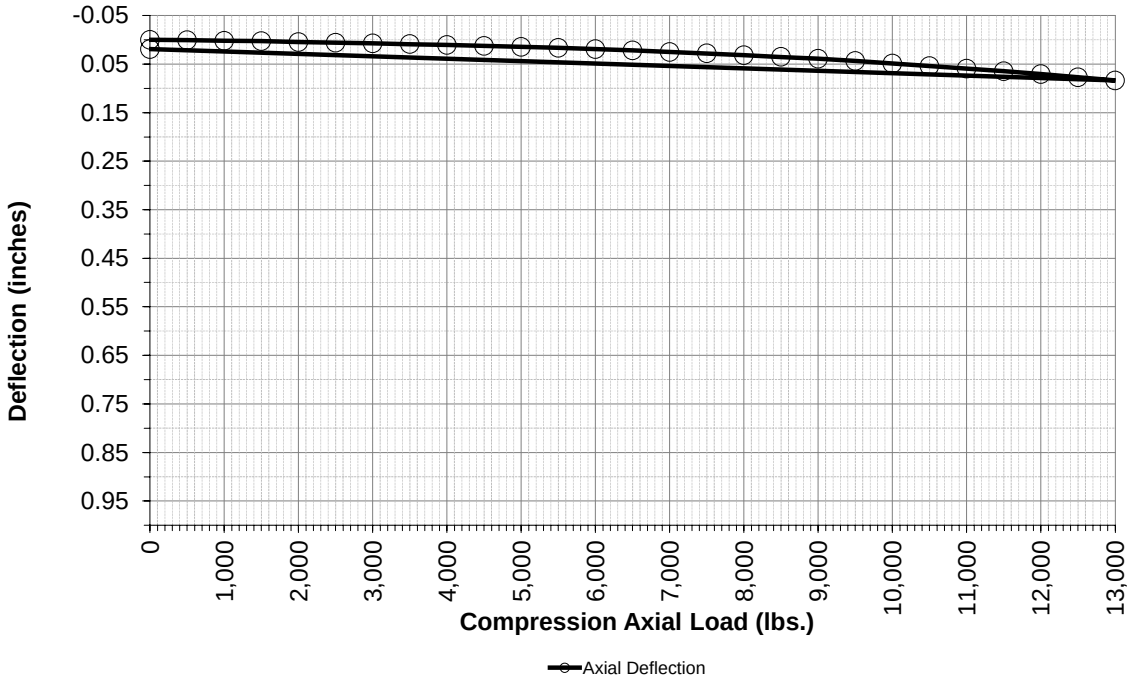

Compression Load Test Result for PLT-38C

Project Information

Project Name:	Darden Solar
Project Location:	Cantua Creek, CA
Project Number:	60225172

Axial Load Test Set Up

Number of Gauges:	2
Height of Gauges [in]:	6
Load Cell:	OHAUS 10Ton

Test Date and Representative

Tested By Terracon Rep:	AT
Date Tested:	4/4/2023

Pile Information

Pile ID:	PLT-38C
Latitude [deg.]:	36.49403
Longitude [deg.]:	-120.20441
Pile Type:	W6X9
Pile Embedment Depth [in.]:	72
Pile Diameter [in.]:	5.9
Pile Stick-Up [in.]:	24
Axial Design Load [lbs.]:	13,000
Pile Area [sq. in.]:	2.68
Elastic Modulus [ksi.]:	29,000
Drive Time [sec.]:	33

Compression Test Results

% of Design Load	Axial Load [lbs.]	Deflection Δ (in.) Gauges #1 & #2	Comments
0%	0	0.000	
4%	500	0.001	
8%	1,000	0.001	
12%	1,500	0.002	
15%	2,000	0.002	
19%	2,500	0.003	
23%	3,000	0.003	
27%	3,500	0.004	
31%	4,000	0.004	
35%	4,500	0.004	
38%	5,000	0.004	
42%	5,500	0.004	
46%	6,000	0.003	
50%	6,500	0.005	
54%	7,000	0.006	
58%	7,500	0.008	
62%	8,000	0.013	
65%	8,500	0.017	
69%	9,000	0.021	
73%	9,500	0.025	
77%	10,000	0.030	
81%	10,500	0.038	
85%	11,000	0.047	
88%	11,500	0.057	
92%	12,000	0.075	
96%	12,500	0.084	
100%	13,000	0.101	
0%	0	0.075	

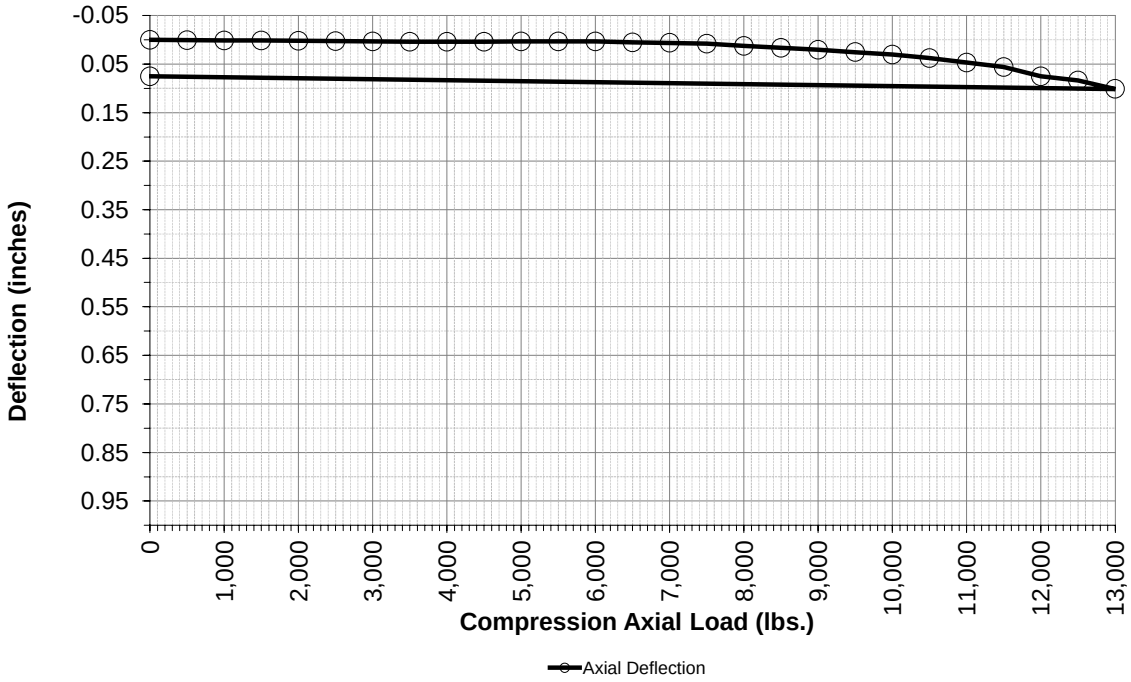

Compression Load Test Result for PLT-39C

Project Information

Project Name:	Darden Solar
Project Location:	Cantua Creek, CA
Project Number:	60225172

Axial Load Test Set Up

Number of Gauges:	2
Height of Gauges [in]:	6
Load Cell:	OHAUS 10Ton

Test Date and Representative

Tested By Terracon Rep:	AT
Date Tested:	5/24/2023

Pile Information

Pile ID:	PLT-39C
Latitude [deg.]:	36.47335
Longitude [deg.]:	-120.21557
Pile Type:	W6X9
Pile Embedment Depth [in.]:	84
Pile Diameter [in.]:	5.9
Pile Stick-Up [in.]:	24
Axial Design Load [lbs.]:	13,000
Pile Area [sq. in.]:	2.68
Elastic Modulus [ksi.]:	29,000
Drive Time [sec.]:	31

Compression Test Results

% of Design Load	Axial Load [lbs.]	Deflection Δ (in.) Gauges #1 & #2	Comments
0%	0	0.000	
4%	500	0.001	
8%	1,000	0.002	
12%	1,500	0.003	
15%	2,000	0.004	
19%	2,500	0.005	
23%	3,000	0.007	
27%	3,500	0.008	
31%	4,000	0.009	
35%	4,500	0.011	
38%	5,000	0.013	
42%	5,500	0.015	
46%	6,000	0.016	
50%	6,500	0.019	
54%	7,000	0.021	
58%	7,500	0.023	
62%	8,000	0.026	
65%	8,500	0.029	
69%	9,000	0.033	
73%	9,500	0.035	
77%	10,000	0.038	
81%	10,500	0.041	
85%	11,000	0.046	
88%	11,500	0.050	
92%	12,000	0.055	
96%	12,500	0.060	
100%	13,000	0.068	
0%	0	0.016	

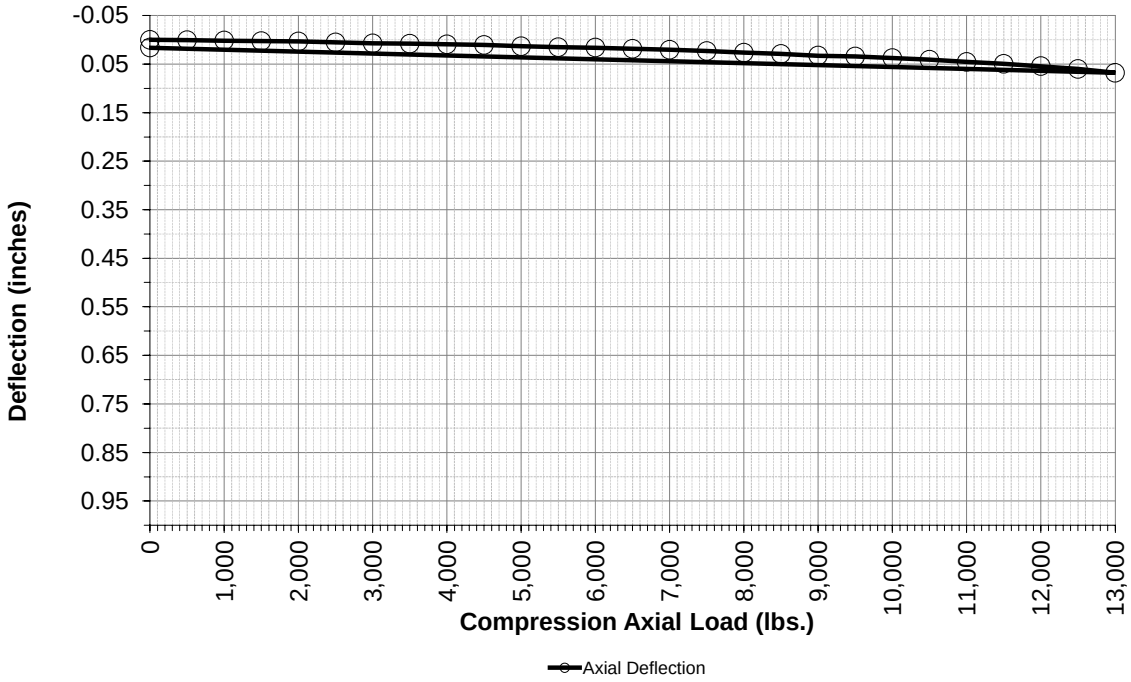

Compression Load Test Result for PLT-40C

Project Information

Project Name:	Darden Solar
Project Location:	Cantua Creek, CA
Project Number:	60225172

Axial Load Test Set Up

Number of Gauges:	2
Height of Gauges [in]:	6
Load Cell:	OHAUS 10Ton

Test Date and Representative

Tested By Terracon Rep:	AS
Date Tested:	7/26/2023

Pile Information

Pile ID:	PLT-40C
Latitude [deg.]:	36.48773
Longitude [deg.]:	-120.21283
Pile Type:	W6X9
Pile Embedment Depth [in.]:	60
Pile Diameter [in.]:	5.9
Pile Stick-Up [in.]:	24
Axial Design Load [lbs.]:	13,000
Pile Area [sq. in.]:	2.68
Elastic Modulus [ksi.]:	29,000
Drive Time [sec.]:	24

Compression Test Results

% of Design Load	Axial Load [lbs.]	Deflection Δ (in.) Gauges #1 & #2	Comments
0%	0	0.000	
4%	500	0.001	
8%	1,000	0.002	
12%	1,500	0.002	
15%	2,000	0.003	
19%	2,500	0.004	
23%	3,000	0.004	
27%	3,500	0.005	
31%	4,000	0.006	
35%	4,500	0.006	
38%	5,000	0.007	
42%	5,500	0.008	
46%	6,000	0.010	
50%	6,500	0.011	
54%	7,000	0.012	
58%	7,500	0.013	
62%	8,000	0.015	
65%	8,500	0.016	
69%	9,000	0.017	
73%	9,500	0.018	
77%	10,000	0.020	
81%	10,500	0.022	
85%	11,000	0.024	
88%	11,500	0.028	
92%	12,000	0.028	
96%	12,500	0.030	
100%	13,000	0.032	
0%	0	0.004	

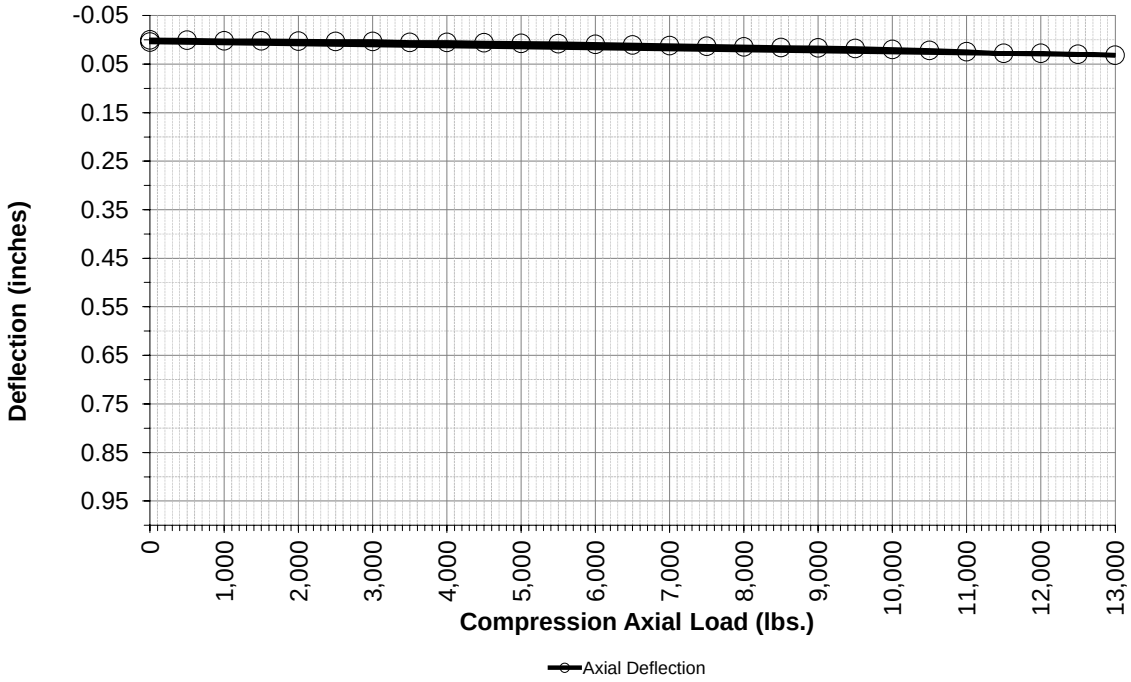

Compression Load Test Result for PLT-41C

Project Information

Project Name:	Darden Solar
Project Location:	Cantua Creek, CA
Project Number:	60225172

Axial Load Test Set Up

Number of Gauges:	2
Height of Gauges [in]:	6
Load Cell:	OHAUS 10Ton

Test Date and Representative

Tested By Terracon Rep:	AS
Date Tested:	5/11/2023

Pile Information

Pile ID:	PLT-41C
Latitude [deg.]:	36.48843
Longitude [deg.]:	-120.22026
Pile Type:	W6X9
Pile Embedment Depth [in.]:	72
Pile Diameter [in.]:	5.9
Pile Stick-Up [in.]:	24
Axial Design Load [lbs.]:	13,000
Pile Area [sq. in.]:	2.68
Elastic Modulus [ksi.]:	29,000
Drive Time [sec.]:	24

Compression Test Results

% of Design Load	Axial Load [lbs.]	Deflection Δ (in.) Gauges #1 & #2	Comments
0%	0	0.000	
4%	500	0.000	
8%	1,000	0.001	
12%	1,500	0.002	
15%	2,000	0.003	
19%	2,500	0.005	
23%	3,000	0.007	
27%	3,500	0.010	
31%	4,000	0.012	
35%	4,500	0.015	
38%	5,000	0.019	
42%	5,500	0.025	
46%	6,000	0.030	
50%	6,500	0.034	
54%	7,000	0.040	
58%	7,500	0.046	
62%	8,000	0.053	
65%	8,500	0.063	
69%	9,000	0.074	
73%	9,500	0.090	
77%	10,000	0.132	
81%	10,500	0.761	
85%	11,000		
88%	11,500		
92%	12,000		
96%	12,500		
100%	13,000		
0%	0	0.702	

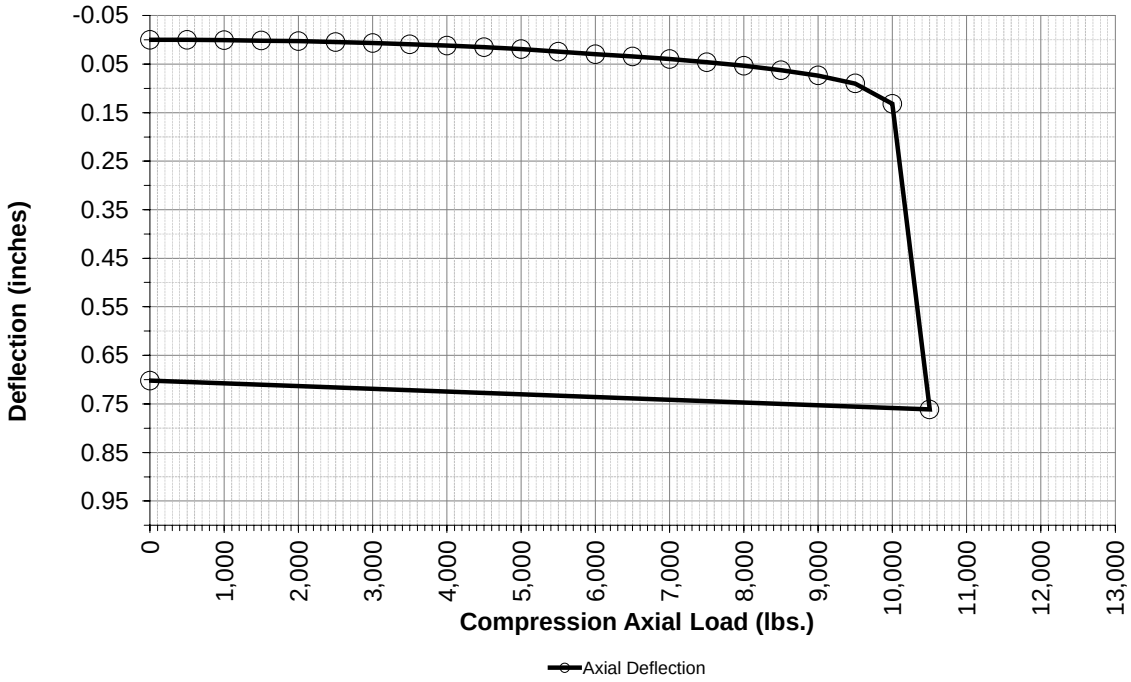

Compression Load Test Result for PLT-42C

Project Information

Project Name:	Darden Solar
Project Location:	Cantua Creek, CA
Project Number:	60225172

Axial Load Test Set Up

Number of Gauges:	2
Height of Gauges [in]:	6
Load Cell:	OHAUS 10Ton

Test Date and Representative

Tested By Terracon Rep:	AS
Date Tested:	5/23/2023

Pile Information

Pile ID:	PLT-42C
Latitude [deg.]:	36.48642
Longitude [deg.]:	-120.24500
Pile Type:	W6X9
Pile Embedment Depth [in.]:	84
Pile Diameter [in.]:	5.9
Pile Stick-Up [in.]:	24
Axial Design Load [lbs.]:	13,000
Pile Area [sq. in.]:	2.68
Elastic Modulus [ksi.]:	29,000
Drive Time [sec.]:	22

Compression Test Results

% of Design Load	Axial Load [lbs.]	Deflection Δ (in.) Gauges #1 & #2	Comments
0%	0	0.000	
4%	500	0.000	
8%	1,000	0.001	
12%	1,500	0.002	
15%	2,000	0.004	
19%	2,500	0.006	
23%	3,000	0.010	
27%	3,500	0.013	
31%	4,000	0.020	
35%	4,500	0.024	
38%	5,000	0.029	
42%	5,500	0.035	
46%	6,000	0.042	
50%	6,500	0.047	
54%	7,000	0.054	
58%	7,500	0.065	
62%	8,000	0.073	
65%	8,500	0.080	
69%	9,000	0.099	
73%	9,500	0.111	
77%	10,000	0.144	
81%	10,500	0.331	
85%	11,000	0.583	
88%	11,500	0.617	
92%	12,000	0.655	
96%	12,500	0.669	
100%	13,000	0.698	
0%	0	0.649	

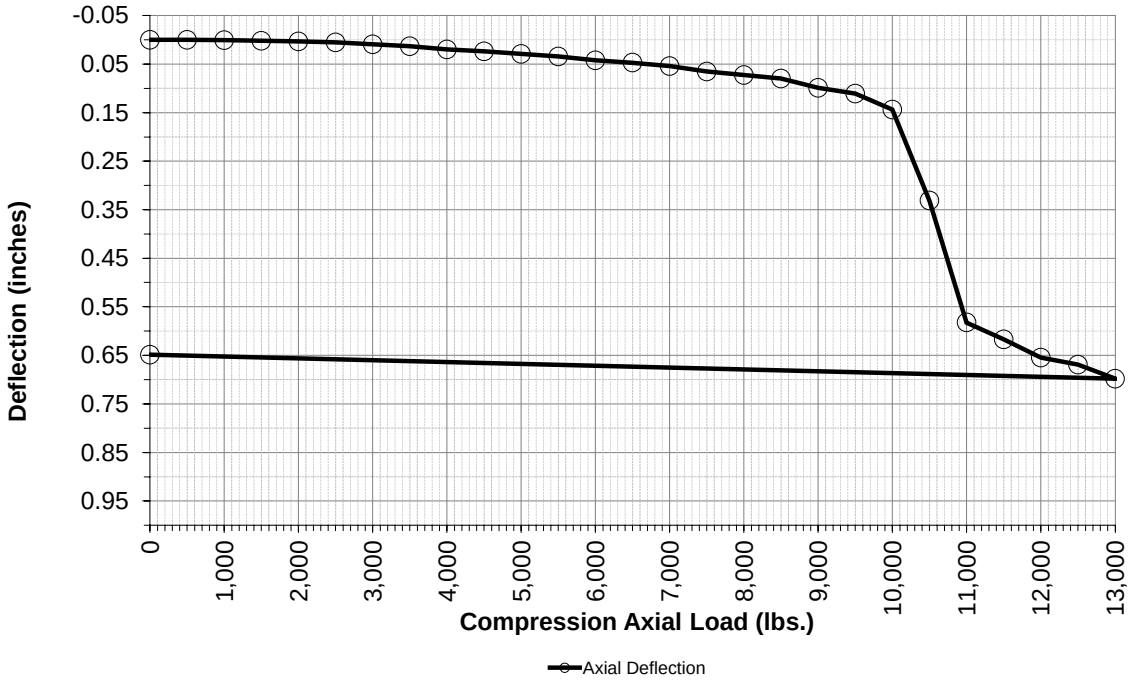

Compression Load Test Result for PLT-43C

Project Information

Project Name:	Darden Solar
Project Location:	Cantua Creek, CA
Project Number:	60225172

Axial Load Test Set Up

Number of Gauges:	2
Height of Gauges [in]:	6
Load Cell:	OHAUS 10Ton

Test Date and Representative

Tested By Terracon Rep:	AT
Date Tested:	5/23/2023

Pile Information

Pile ID:	PLT-43C
Latitude [deg.]:	36.48265
Longitude [deg.]:	-120.24686
Pile Type:	W6X9
Pile Embedment Depth [in.]:	60
Pile Diameter [in.]:	5.9
Pile Stick-Up [in.]:	24
Axial Design Load [lbs.]:	13,000
Pile Area [sq. in.]:	2.68
Elastic Modulus [ksi.]:	29,000
Drive Time [sec.]:	22

Compression Test Results

% of Design Load	Axial Load [lbs.]	Deflection Δ (in.) Gauges #1 & #2	Comments
0%	0	0.000	
4%	500	0.001	
8%	1,000	0.002	
12%	1,500	0.004	
15%	2,000	0.005	
19%	2,500	0.007	
23%	3,000	0.011	
27%	3,500	0.016	
31%	4,000	0.025	
35%	4,500	0.040	
38%	5,000	0.054	
42%	5,500	0.070	
46%	6,000	0.084	
50%	6,500	0.096	
54%	7,000	0.115	
58%	7,500	0.134	
62%	8,000	0.155	
65%	8,500	0.181	
69%	9,000	0.221	
73%	9,500	0.404	
77%	10,000	0.424	
81%	10,500	0.438	
85%	11,000	0.441	
88%	11,500	0.448	
92%	12,000	0.462	
96%	12,500	0.474	
100%	13,000	0.496	
0%	0	0.448	

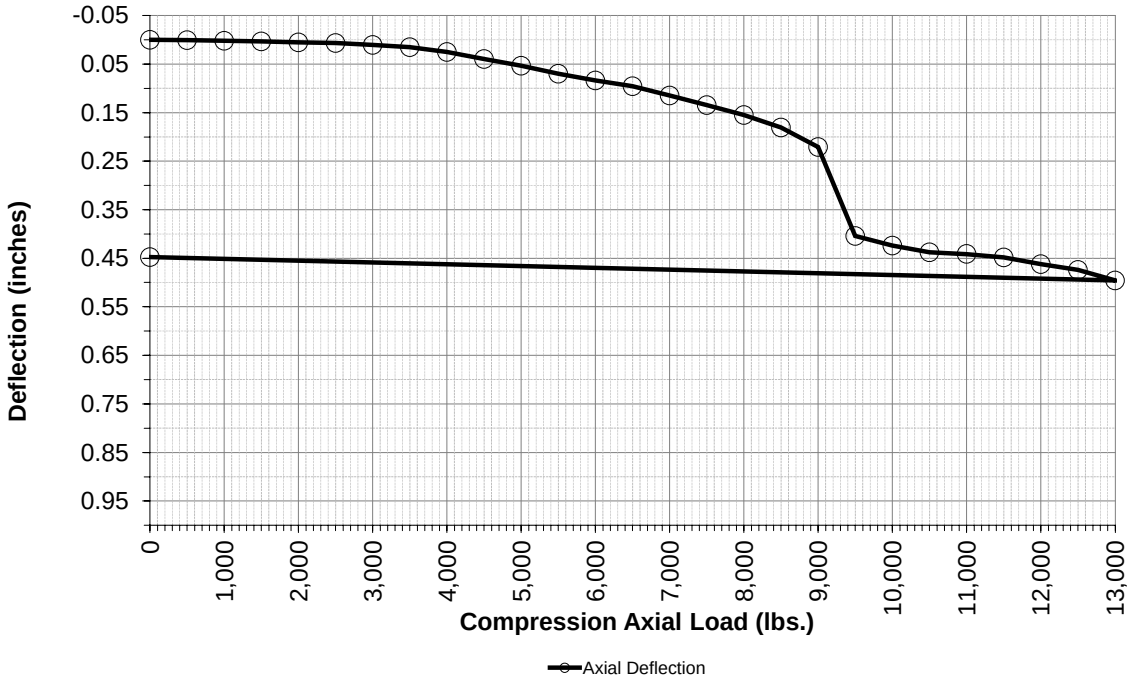

Compression Load Test Result for PLT-44C

Project Information

Project Name:	Darden Solar
Project Location:	Cantua Creek, CA
Project Number:	60225172

Axial Load Test Set Up

Number of Gauges:	2
Height of Gauges [in]:	6
Load Cell:	OHAUS 10Ton

Test Date and Representative

Tested By Terracon Rep:	AT
Date Tested:	4/4/2023

Pile Information

Pile ID:	PLT-44C
Latitude [deg.]:	36.48036
Longitude [deg.]:	-120.23983
Pile Type:	W6X9
Pile Embedment Depth [in.]:	72
Pile Diameter [in.]:	5.9
Pile Stick-Up [in.]:	24
Axial Design Load [lbs.]:	13,000
Pile Area [sq. in.]:	2.68
Elastic Modulus [ksi.]:	29,000
Drive Time [sec.]:	22

Compression Test Results

% of Design Load	Axial Load [lbs.]	Deflection Δ (in.) Gauges #1 & #2	Comments
0%	0	0.000	
4%	500	0.001	
8%	1,000	0.001	
12%	1,500	0.003	
15%	2,000	0.006	
19%	2,500	0.010	
23%	3,000	0.014	
27%	3,500	0.022	
31%	4,000	0.026	
35%	4,500	0.035	
38%	5,000	0.048	
42%	5,500	0.058	
46%	6,000	0.075	
50%	6,500	0.083	
54%	7,000	0.121	
58%	7,500	0.178	
62%	8,000	0.180	
65%	8,500	0.749	
69%	9,000		
73%	9,500		
77%	10,000		
81%	10,500		
85%	11,000		
88%	11,500		
92%	12,000		
96%	12,500		
100%	13,000		
0%	0	0.697	

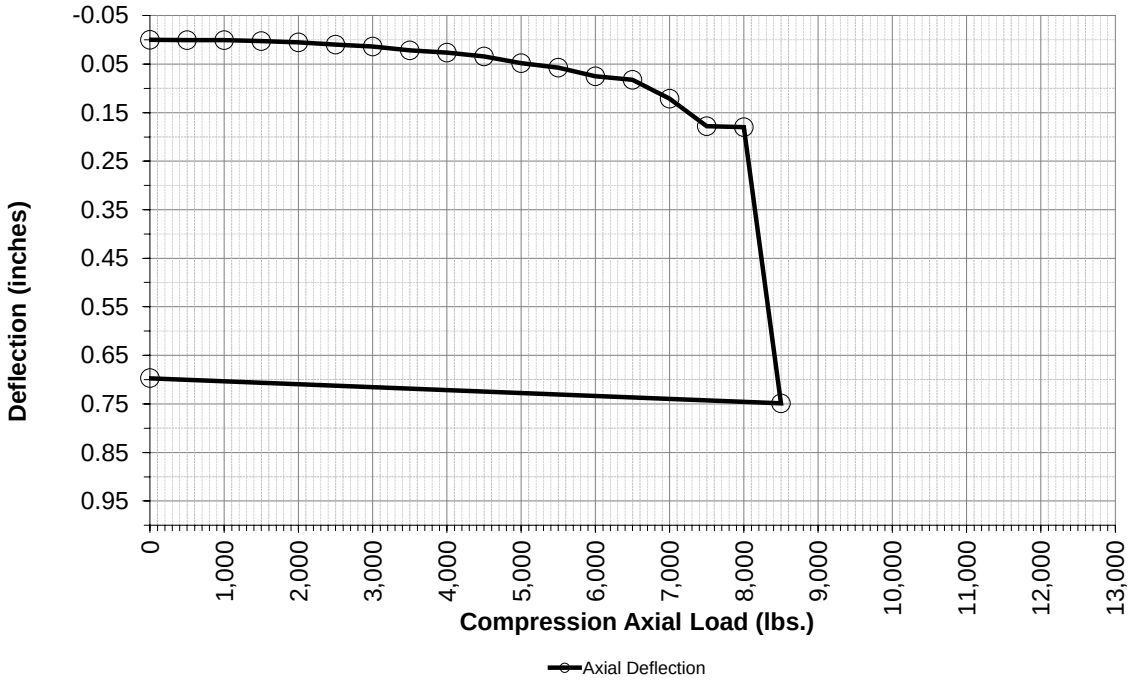

Compression Load Test Result for PLT-45C

Project Information

Project Name:	Darden Solar
Project Location:	Cantua Creek, CA
Project Number:	60225172

Axial Load Test Set Up

Number of Gauges:	2
Height of Gauges [in]:	6
Load Cell:	OHAUS 10Ton

Test Date and Representative

Tested By Terracon Rep:	AT
Date Tested:	6/21/2023

Pile Information

Pile ID:	PLT-45C
Latitude [deg.]:	36.48562
Longitude [deg.]:	-120.23928
Pile Type:	W6X9
Pile Embedment Depth [in.]:	84
Pile Diameter [in.]:	5.9
Pile Stick-Up [in.]:	24
Axial Design Load [lbs.]:	13,000
Pile Area [sq. in.]:	2.68
Elastic Modulus [ksi.]:	29,000
Drive Time [sec.]:	21

Compression Test Results

% of Design Load	Axial Load [lbs.]	Deflection Δ (in.) Gauges #1 & #2	Comments
0%	0	0.000	
4%	500	0.000	
8%	1,000	0.000	
12%	1,500	0.001	
15%	2,000	0.001	
19%	2,500	0.002	
23%	3,000	0.003	
27%	3,500	0.004	
31%	4,000	0.007	
35%	4,500	0.008	
38%	5,000	0.010	
42%	5,500	0.019	
46%	6,000	0.026	
50%	6,500	0.035	
54%	7,000	0.041	
58%	7,500	0.047	
62%	8,000	0.057	
65%	8,500	0.064	
69%	9,000	0.075	
73%	9,500	0.085	
77%	10,000	0.101	
81%	10,500	0.116	
85%	11,000	0.148	
88%	11,500	0.151	
92%	12,000	0.182	
96%	12,500	0.255	
100%	13,000	0.759	
0%	0	0.706	

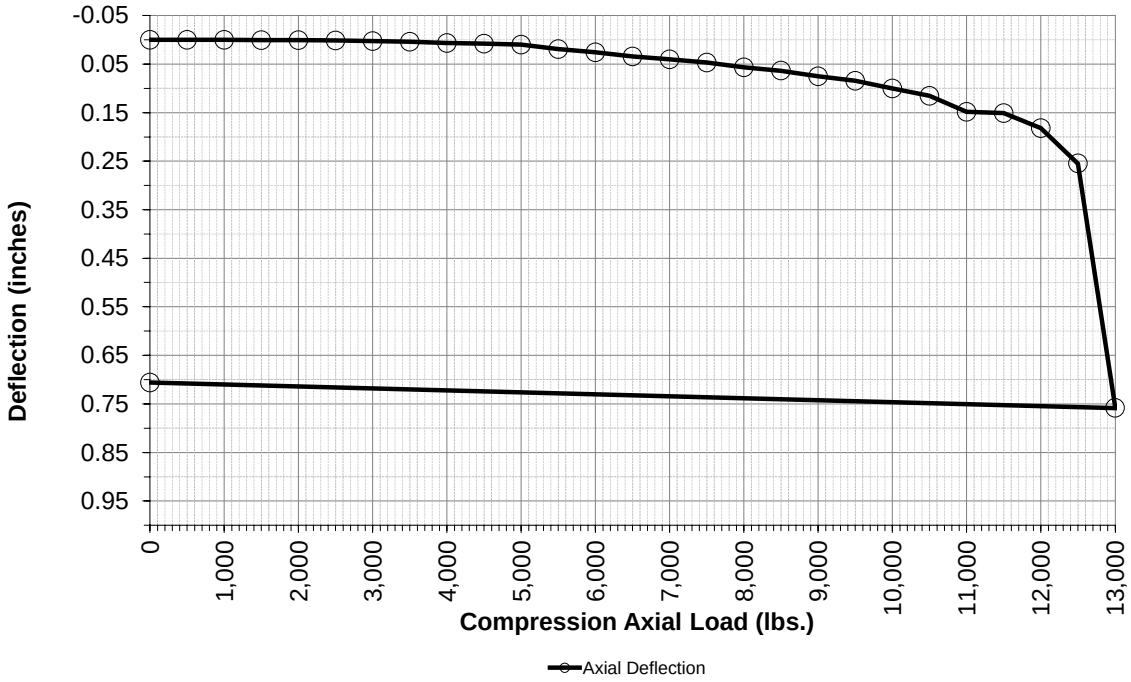

Compression Load Test Result for PLT-46C

Project Information

Project Name:	Darden Solar
Project Location:	Cantua Creek, CA
Project Number:	60225172

Axial Load Test Set Up

Number of Gauges:	2
Height of Gauges [in]:	6
Load Cell:	OHAUS 10Ton

Test Date and Representative

Tested By Terracon Rep:	AT
Date Tested:	5/26/2023

Pile Information

Pile ID:	PLT-46C
Latitude [deg.]:	36.48476
Longitude [deg.]:	-120.22927
Pile Type:	W6X9
Pile Embedment Depth [in.]:	60
Pile Diameter [in.]:	5.9
Pile Stick-Up [in.]:	24
Axial Design Load [lbs.]:	13,000
Pile Area [sq. in.]:	2.68
Elastic Modulus [ksi.]:	29,000
Drive Time [sec.]:	15

Compression Test Results

% of Design Load	Axial Load [lbs.]	Deflection Δ (in.) Gauges #1 & #2	Comments
0%	0	0.000	
4%	500	0.003	
8%	1,000	0.002	
12%	1,500	0.002	
15%	2,000	0.005	
19%	2,500	0.012	
23%	3,000	0.019	
27%	3,500	0.024	
31%	4,000	0.031	
35%	4,500	0.049	
38%	5,000	0.071	
42%	5,500	0.118	
46%	6,000	0.602	
50%	6,500	0.823	
54%	7,000		
58%	7,500		
62%	8,000		
65%	8,500		
69%	9,000		
73%	9,500		
77%	10,000		
81%	10,500		
85%	11,000		
88%	11,500		
92%	12,000		
96%	12,500		
100%	13,000		
0%	0	0.775	

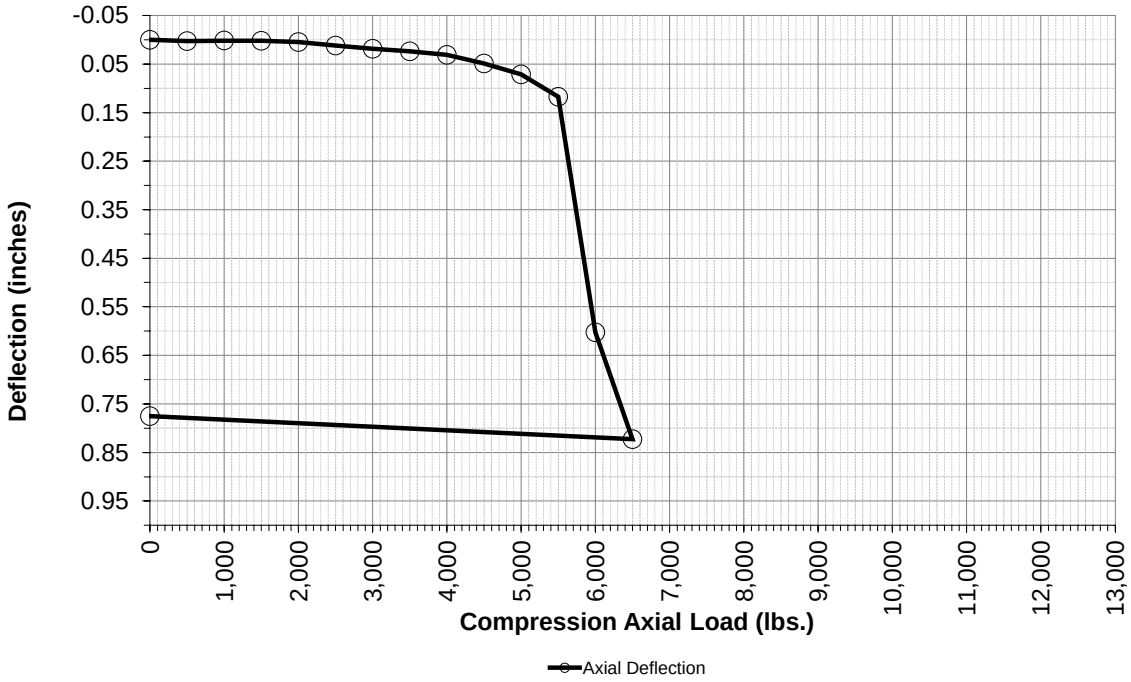

Compression Load Test Result for PLT-47C

Project Information

Project Name:	Darden Solar
Project Location:	Cantua Creek, CA
Project Number:	60225172

Axial Load Test Set Up

Number of Gauges:	2
Height of Gauges [in]:	6
Load Cell:	OHAUS 10Ton

Test Date and Representative

Tested By Terracon Rep:	JM/AA
Date Tested:	5/24/2023

Pile Information

Pile ID:	PLT-47C
Latitude [deg.]:	36.48298
Longitude [deg.]:	-120.22194
Pile Type:	W6X9
Pile Embedment Depth [in.]:	72
Pile Diameter [in.]:	5.9
Pile Stick-Up [in.]:	24
Axial Design Load [lbs.]:	13,000
Pile Area [sq. in.]:	2.68
Elastic Modulus [ksi.]:	29,000
Drive Time [sec.]:	29

Compression Test Results

% of Design Load	Axial Load [lbs.]	Deflection Δ (in.) Gauges #1 & #2	Comments
0%	0	0.000	
4%	500	0.002	
8%	1,000	0.003	
12%	1,500	0.005	
15%	2,000	0.008	
19%	2,500	0.011	
23%	3,000	0.014	
27%	3,500	0.018	
31%	4,000	0.025	
35%	4,500	0.036	
38%	5,000	0.054	
42%	5,500	0.092	
46%	6,000	0.779	
50%	6,500		
54%	7,000		
58%	7,500		
62%	8,000		
65%	8,500		
69%	9,000		
73%	9,500		
77%	10,000		
81%	10,500		
85%	11,000		
88%	11,500		
92%	12,000		
96%	12,500		
100%	13,000		
0%	0	0.736	

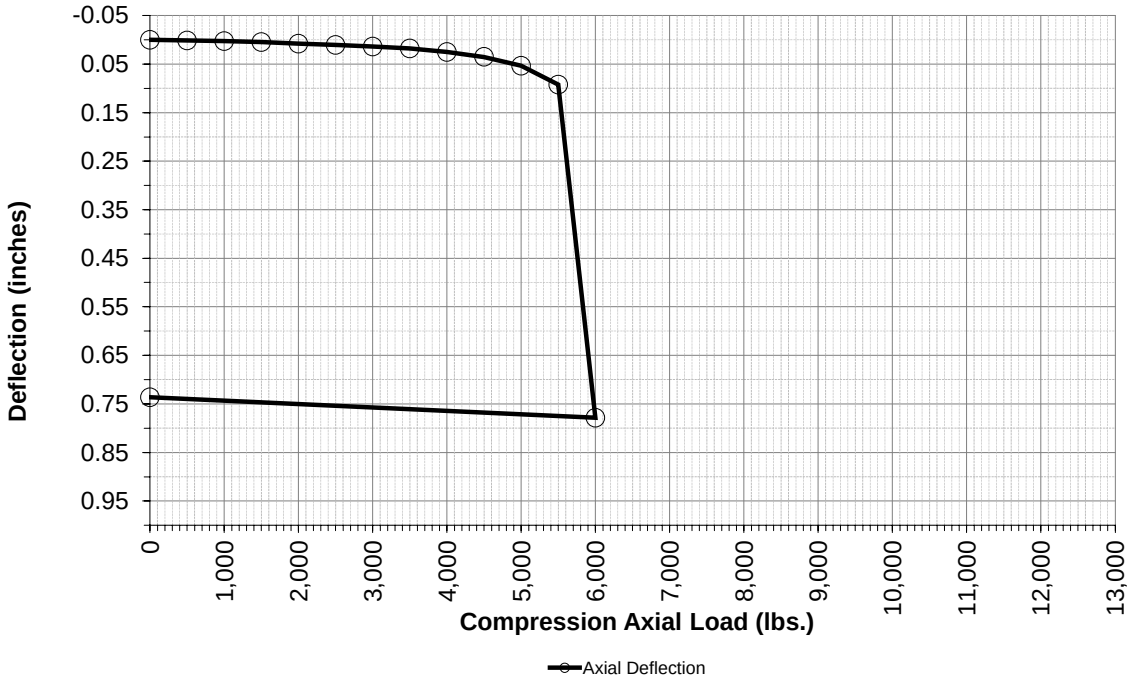

Compression Load Test Result for PLT-48C

Project Information

Project Name:	Darden Solar
Project Location:	Cantua Creek, CA
Project Number:	60225172

Axial Load Test Set Up

Number of Gauges:	2
Height of Gauges [in]:	6
Load Cell:	OHAUS 10Ton

Test Date and Representative

Tested By Terracon Rep:	JM/AA
Date Tested:	5/12/2023

Pile Information

Pile ID:	PLT-48C
Latitude [deg.]:	36.47706
Longitude [deg.]:	-120.22330
Pile Type:	W6X9
Pile Embedment Depth [in.]:	84
Pile Diameter [in.]:	5.9
Pile Stick-Up [in.]:	24
Axial Design Load [lbs.]:	13,000
Pile Area [sq. in.]:	2.68
Elastic Modulus [ksi.]:	29,000
Drive Time [sec.]:	38

Compression Test Results

% of Design Load	Axial Load [lbs.]	Deflection Δ (in.) Gauges #1 & #2	Comments
0%	0	0.000	
4%	500	0.001	
8%	1,000	0.001	
12%	1,500	0.001	
15%	2,000	0.002	
19%	2,500	0.003	
23%	3,000	0.015	
27%	3,500	0.007	
31%	4,000	0.009	
35%	4,500	0.015	
38%	5,000	0.012	
42%	5,500	0.016	
46%	6,000	0.019	
50%	6,500	0.023	
54%	7,000	0.025	
58%	7,500	0.028	
62%	8,000	0.031	
65%	8,500	0.162	
69%	9,000	0.165	
73%	9,500	0.189	
77%	10,000	0.174	
81%	10,500	0.183	
85%	11,000	0.197	
88%	11,500	0.664	
92%	12,000		
96%	12,500		
100%	13,000		
0%	0	0.617	

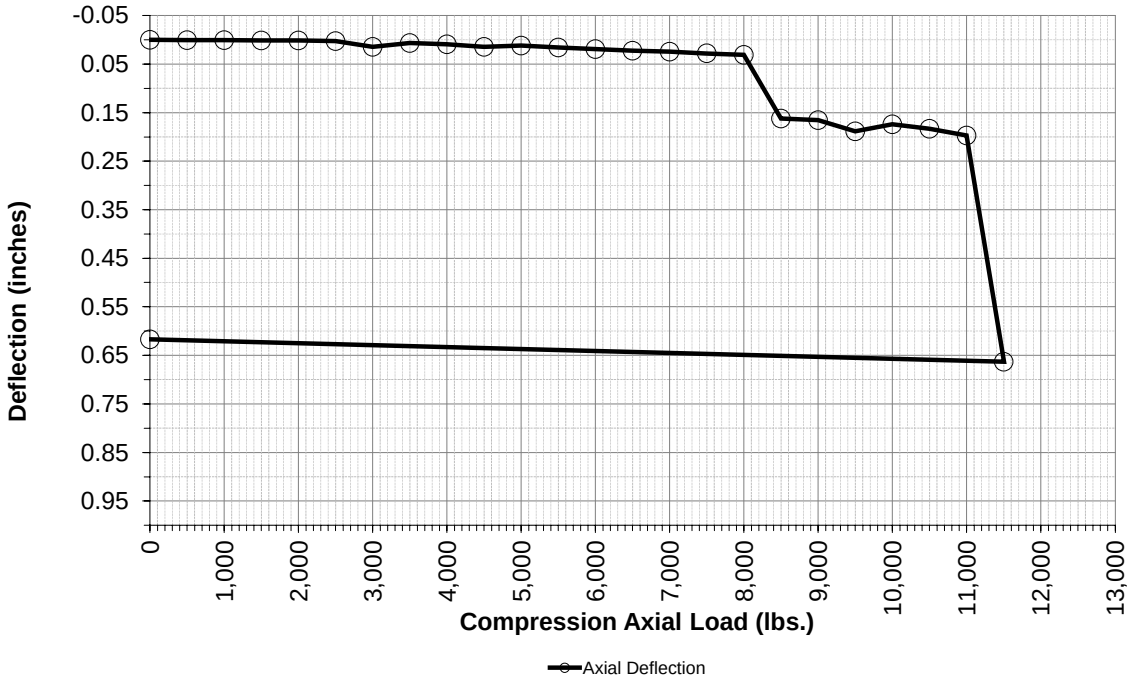

Compression Load Test Result for PLT-49C

Project Information

Project Name:	Darden Solar
Project Location:	Cantua Creek, CA
Project Number:	60225172

Axial Load Test Set Up

Number of Gauges:	2
Height of Gauges [in]:	6
Load Cell:	OHAUS 10Ton

Test Date and Representative

Tested By Terracon Rep:	AS
Date Tested:	5/26/2023

Pile Information

Pile ID:	PLT-49C
Latitude [deg.]:	36.47336
Longitude [deg.]:	-120.21551
Pile Type:	W6X9
Pile Embedment Depth [in.]:	60
Pile Diameter [in.]:	5.9
Pile Stick-Up [in.]:	24
Axial Design Load [lbs.]:	13,000
Pile Area [sq. in.]:	2.68
Elastic Modulus [ksi.]:	29,000
Drive Time [sec.]:	22

Compression Test Results

% of Design Load	Axial Load [lbs.]	Deflection Δ (in.) Gauges #1 & #2	Comments
0%	0	0.000	
4%	500	0.002	
8%	1,000	0.002	
12%	1,500	0.003	
15%	2,000	0.004	
19%	2,500	0.006	
23%	3,000	0.007	
27%	3,500	0.009	
31%	4,000	0.011	
35%	4,500	0.013	
38%	5,000	0.017	
42%	5,500	0.024	
46%	6,000	0.037	
50%	6,500	0.073	
54%	7,000	0.556	
58%	7,500	0.753	
62%	8,000		
65%	8,500		
69%	9,000		
73%	9,500		
77%	10,000		
81%	10,500		
85%	11,000		
88%	11,500		
92%	12,000		
96%	12,500		
100%	13,000		
0%	0	0.738	

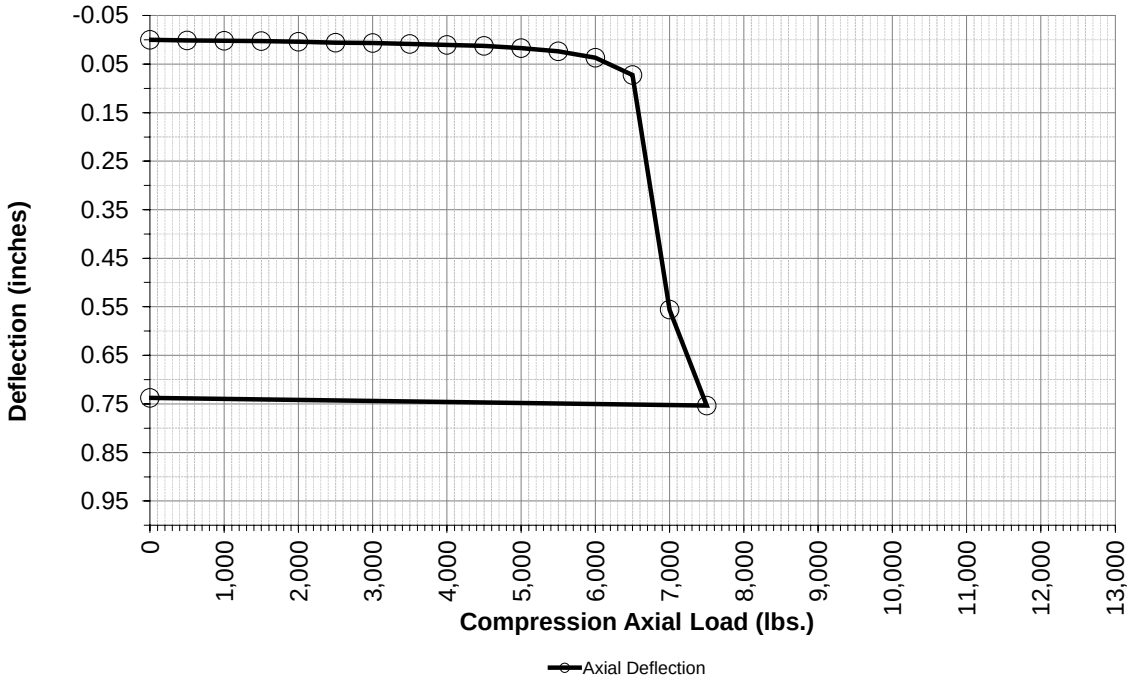

Compression Load Test Result for PLT-50C

Project Information

Project Name:	Darden Solar
Project Location:	Cantua Creek, CA
Project Number:	60225172

Axial Load Test Set Up

Number of Gauges:	2
Height of Gauges [in]:	6
Load Cell:	OHAUS 10Ton

Test Date and Representative

Tested By Terracon Rep:	AS
Date Tested:	5/26/2023

Pile Information

Pile ID:	PLT-50C
Latitude [deg.]:	36.48506
Longitude [deg.]:	-120.21526
Pile Type:	W6X9
Pile Embedment Depth [in.]:	72
Pile Diameter [in.]:	5.9
Pile Stick-Up [in.]:	24
Axial Design Load [lbs.]:	13,000
Pile Area [sq. in.]:	2.68
Elastic Modulus [ksi.]:	29,000
Drive Time [sec.]:	19

Compression Test Results

% of Design Load	Axial Load [lbs.]	Deflection Δ (in.) Gauges #1 & #2	Comments
0%	0	0.000	
4%	500	0.001	
8%	1,000	0.002	
12%	1,500	0.004	
15%	2,000	0.006	
19%	2,500	0.008	
23%	3,000	0.009	
27%	3,500	0.011	
31%	4,000	0.013	
35%	4,500	0.014	
38%	5,000	0.017	
42%	5,500	0.019	
46%	6,000	0.023	
50%	6,500	0.028	
54%	7,000	0.032	
58%	7,500	0.036	
62%	8,000	0.042	
65%	8,500	0.048	
69%	9,000	0.055	
73%	9,500	0.064	
77%	10,000	0.076	
81%	10,500	0.092	
85%	11,000	0.115	
88%	11,500	0.185	
92%	12,000	0.758	
96%	12,500		
100%	13,000		
0%	0	0.711	

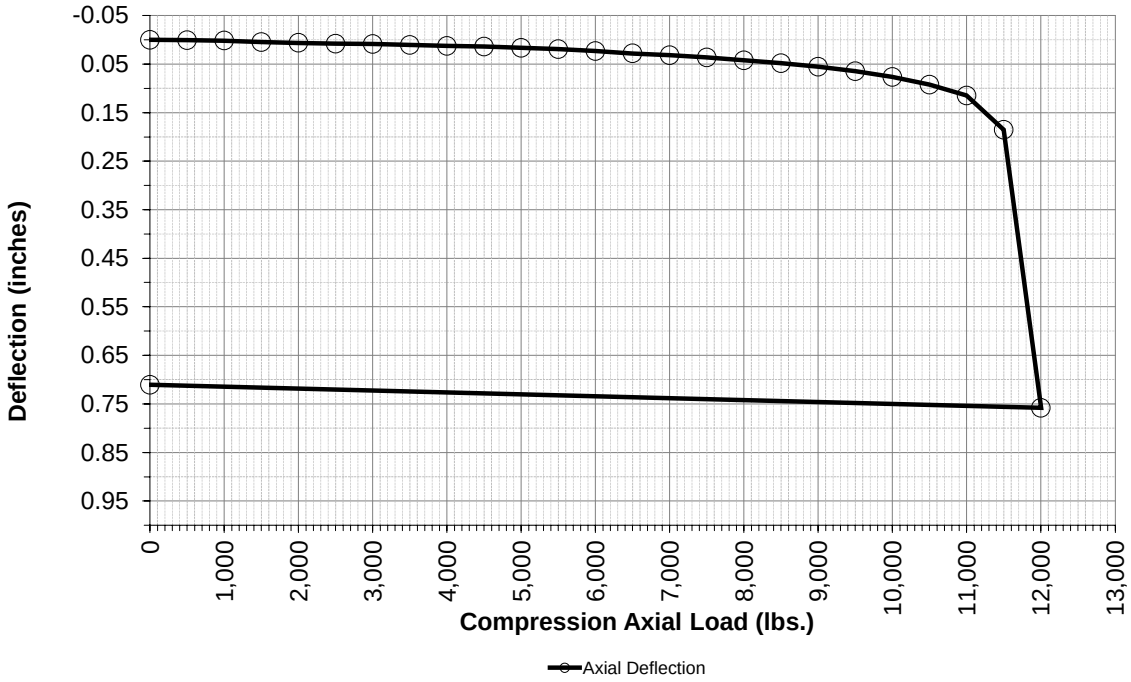

Compression Load Test Result for PLT-51C

Project Information

Project Name:	Darden Solar
Project Location:	Cantua Creek, CA
Project Number:	60225172

Axial Load Test Set Up

Number of Gauges:	2
Height of Gauges [in]:	6
Load Cell:	OHAUS 10Ton

Test Date and Representative

Tested By Terracon Rep:	AS
Date Tested:	5/11/2023

Pile Information

Pile ID:	PLT-51C
Latitude [deg.]:	36.48367
Longitude [deg.]:	-120.20708
Pile Type:	W6X9
Pile Embedment Depth [in.]:	84
Pile Diameter [in.]:	5.9
Pile Stick-Up [in.]:	24
Axial Design Load [lbs.]:	13,000
Pile Area [sq. in.]:	2.68
Elastic Modulus [ksi.]:	29,000
Drive Time [sec.]:	43

Compression Test Results

% of Design Load	Axial Load [lbs.]	Deflection Δ (in.) Gauges #1 & #2	Comments
0%	0	0.000	
4%	500	0.001	
8%	1,000	0.001	
12%	1,500	0.001	
15%	2,000	0.002	
19%	2,500	0.004	
23%	3,000	0.005	
27%	3,500	0.006	
31%	4,000	0.007	
35%	4,500	0.008	
38%	5,000	0.010	
42%	5,500	0.012	
46%	6,000	0.013	
50%	6,500	0.015	
54%	7,000	0.017	
58%	7,500	0.019	
62%	8,000	0.021	
65%	8,500	0.023	
69%	9,000	0.024	
73%	9,500	0.028	
77%	10,000	0.030	
81%	10,500	0.033	
85%	11,000	0.037	
88%	11,500	0.039	
92%	12,000	0.043	
96%	12,500	0.048	
100%	13,000	0.056	
0%	0	0.011	

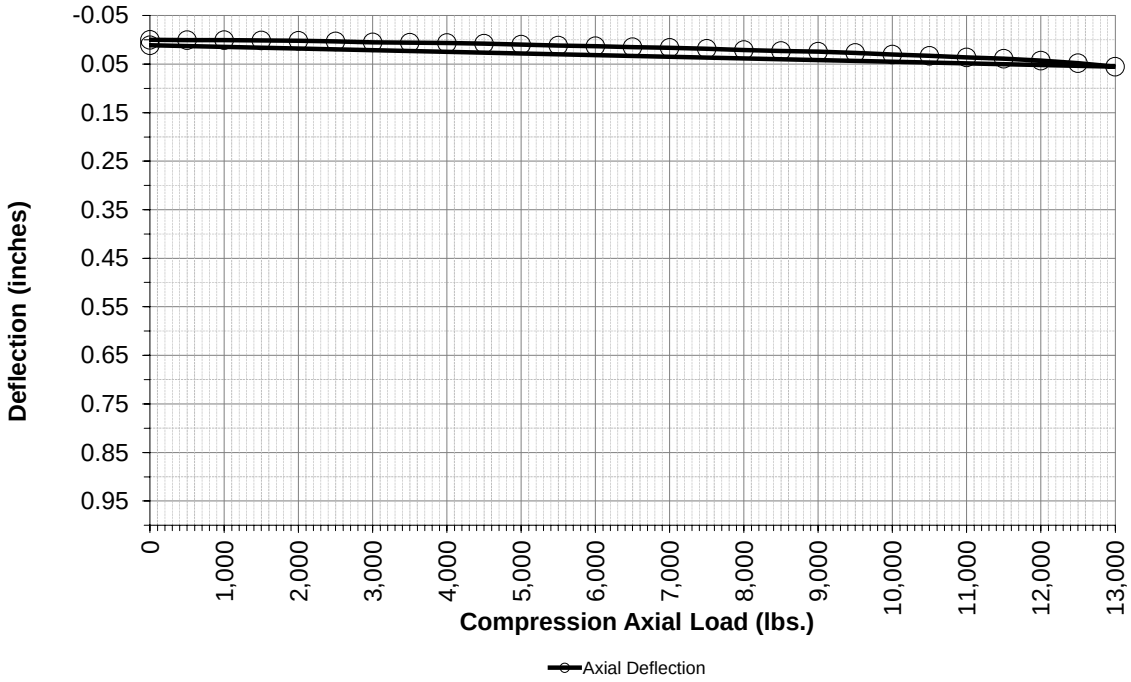

Compression Load Test Result for PLT-52C

Project Information

Project Name:	Darden Solar
Project Location:	Cantua Creek, CA
Project Number:	60225172

Axial Load Test Set Up

Number of Gauges:	2
Height of Gauges [in]:	6
Load Cell:	OHAUS 10Ton

Test Date and Representative

Tested By Terracon Rep:	AS
Date Tested:	5/11/2023

Pile Information

Pile ID:	PLT-52C
Latitude [deg.]:	36.47465
Longitude [deg.]:	-120.20743
Pile Type:	W6X9
Pile Embedment Depth [in.]:	60
Pile Diameter [in.]:	5.9
Pile Stick-Up [in.]:	24
Axial Design Load [lbs.]:	13,000
Pile Area [sq. in.]:	2.68
Elastic Modulus [ksi.]:	29,000
Drive Time [sec.]:	21

Compression Test Results

% of Design Load	Axial Load [lbs.]	Deflection Δ (in.) Gauges #1 & #2	Comments
0%	0	0.000	
4%	500	0.002	
8%	1,000	0.003	
12%	1,500	0.007	
15%	2,000	0.010	
19%	2,500	0.017	
23%	3,000	0.026	
27%	3,500	0.039	
31%	4,000	0.055	
35%	4,500	0.067	
38%	5,000	0.088	
42%	5,500	0.110	
46%	6,000	0.121	
50%	6,500	0.139	
54%	7,000	0.157	
58%	7,500	0.177	
62%	8,000	0.210	
65%	8,500	0.284	
69%	9,000	0.372	
73%	9,500	0.579	
77%	10,000	0.756	
81%	10,500		
85%	11,000		
88%	11,500		
92%	12,000		
96%	12,500		
100%	13,000		
0%	0	0.655	

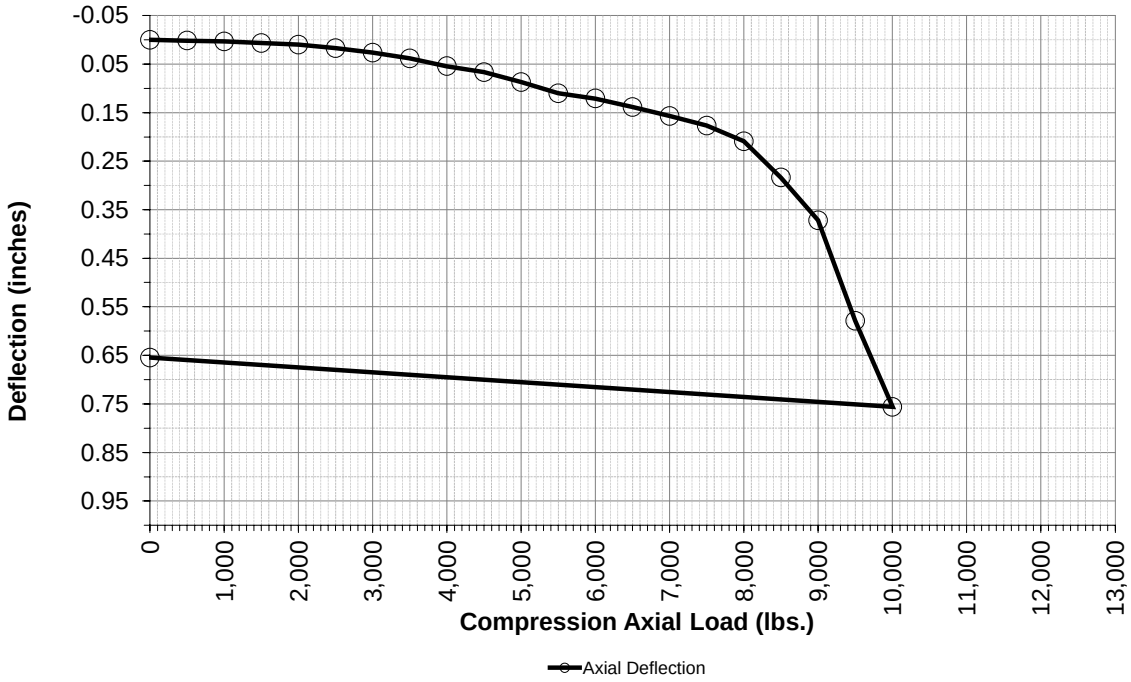

Compression Load Test Result for PLT-53C

Project Information

Project Name:	Darden Solar
Project Location:	Cantua Creek, CA
Project Number:	60225172

Axial Load Test Set Up

Number of Gauges:	2
Height of Gauges [in]:	6
Load Cell:	OHAUS 10Ton

Test Date and Representative

Tested By Terracon Rep:	AS
Date Tested:	5/10/2023

Pile Information

Pile ID:	PLT-53C
Latitude [deg.]:	36.47962
Longitude [deg.]:	-120.21407
Pile Type:	W6X9
Pile Embedment Depth [in.]:	72
Pile Diameter [in.]:	5.9
Pile Stick-Up [in.]:	24
Axial Design Load [lbs.]:	13,000
Pile Area [sq. in.]:	2.68
Elastic Modulus [ksi.]:	29,000
Drive Time [sec.]:	30

Compression Test Results

% of Design Load	Axial Load [lbs.]	Deflection Δ (in.) Gauges #1 & #2	Comments
0%	0	0.000	
4%	500	0.001	
8%	1,000	0.002	
12%	1,500	0.002	
15%	2,000	0.003	
19%	2,500	0.003	
23%	3,000	0.005	
27%	3,500	0.006	
31%	4,000	0.007	
35%	4,500	0.008	
38%	5,000	0.009	
42%	5,500	0.010	
46%	6,000	0.011	
50%	6,500	0.013	
54%	7,000	0.015	
58%	7,500	0.017	
62%	8,000	0.019	
65%	8,500	0.021	
69%	9,000	0.023	
73%	9,500	0.025	
77%	10,000	0.026	
81%	10,500	0.027	
85%	11,000	0.030	
88%	11,500	0.032	
92%	12,000	0.033	
96%	12,500	0.035	
100%	13,000	0.039	
0%	0	0.010	

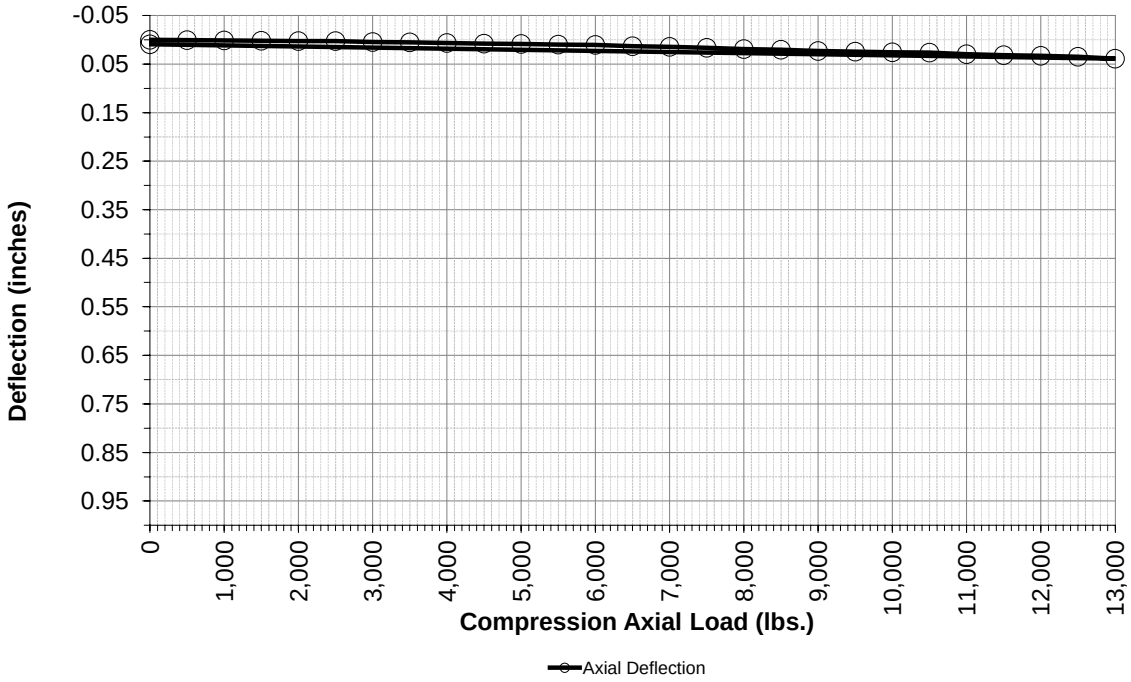

Compression Load Test Result for PLT-54C

Project Information

Project Name:	Darden Solar
Project Location:	Cantua Creek, CA
Project Number:	60225172

Axial Load Test Set Up

Number of Gauges:	2
Height of Gauges [in]:	6
Load Cell:	OHAUS 10Ton

Test Date and Representative

Tested By Terracon Rep:	AS
Date Tested:	7/26/2023

Pile Information

Pile ID:	PLT-54C
Latitude [deg.]:	36.47379
Longitude [deg.]:	-120.19526
Pile Type:	W6X9
Pile Embedment Depth [in.]:	84
Pile Diameter [in.]:	5.9
Pile Stick-Up [in.]:	24
Axial Design Load [lbs.]:	13,000
Pile Area [sq. in.]:	2.68
Elastic Modulus [ksi.]:	29,000
Drive Time [sec.]:	33

Compression Test Results

% of Design Load	Axial Load [lbs.]	Deflection Δ (in.) Gauges #1 & #2	Comments
0%	0	0.000	
4%	500	0.000	
8%	1,000	0.001	
12%	1,500	0.001	
15%	2,000	0.002	
19%	2,500	0.002	
23%	3,000	0.003	
27%	3,500	0.003	
31%	4,000	0.004	
35%	4,500	0.005	
38%	5,000	0.006	
42%	5,500	0.008	
46%	6,000	0.008	
50%	6,500	0.009	
54%	7,000	0.010	
58%	7,500	0.011	
62%	8,000	0.012	
65%	8,500	0.014	
69%	9,000	0.015	
73%	9,500	0.017	
77%	10,000	0.019	
81%	10,500	0.021	
85%	11,000	0.027	
88%	11,500	0.029	
92%	12,000	0.031	
96%	12,500	0.034	
100%	13,000	0.047	
0%	0	0.007	

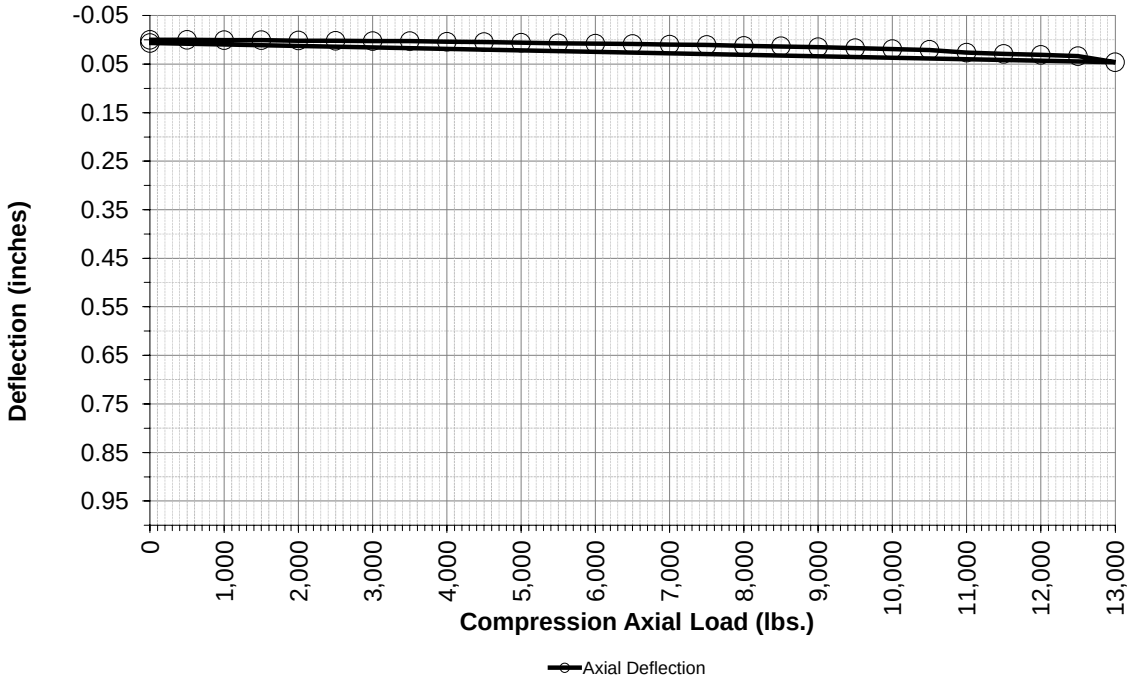

Compression Load Test Result for PLT-55C

Project Information

Project Name:	Darden Solar
Project Location:	Cantua Creek, CA
Project Number:	60225172

Axial Load Test Set Up

Number of Gauges:	2
Height of Gauges [in]:	6
Load Cell:	OHAUS 10Ton

Test Date and Representative

Tested By Terracon Rep:	AS
Date Tested:	2/21/2023

Pile Information

Pile ID:	PLT-55C
Latitude [deg.]:	36.48008
Longitude [deg.]:	-120.20267
Pile Type:	W6X9
Pile Embedment Depth [in.]:	60
Pile Diameter [in.]:	5.9
Pile Stick-Up [in.]:	24
Axial Design Load [lbs.]:	13,000
Pile Area [sq. in.]:	2.68
Elastic Modulus [ksi.]:	29,000
Drive Time [sec.]:	27

Compression Test Results

% of Design Load	Axial Load [lbs.]	Deflection Δ (in.) Gauges #1 & #2	Comments
0%	0	0.000	
4%	500	0.000	
8%	1,000	0.001	
12%	1,500	0.001	
15%	2,000	0.002	
19%	2,500	0.004	
23%	3,000	0.005	
27%	3,500	0.005	
31%	4,000	0.006	
35%	4,500	0.008	
38%	5,000	0.009	
42%	5,500	0.010	
46%	6,000	0.012	
50%	6,500	0.015	
54%	7,000	0.017	
58%	7,500	0.019	
62%	8,000	0.022	
65%	8,500	0.026	
69%	9,000	0.030	
73%	9,500	0.033	
77%	10,000	0.037	
81%	10,500	0.041	
85%	11,000	0.046	
88%	11,500	0.049	
92%	12,000	0.054	
96%	12,500	0.058	
100%	13,000	0.063	
0%	0	0.011	

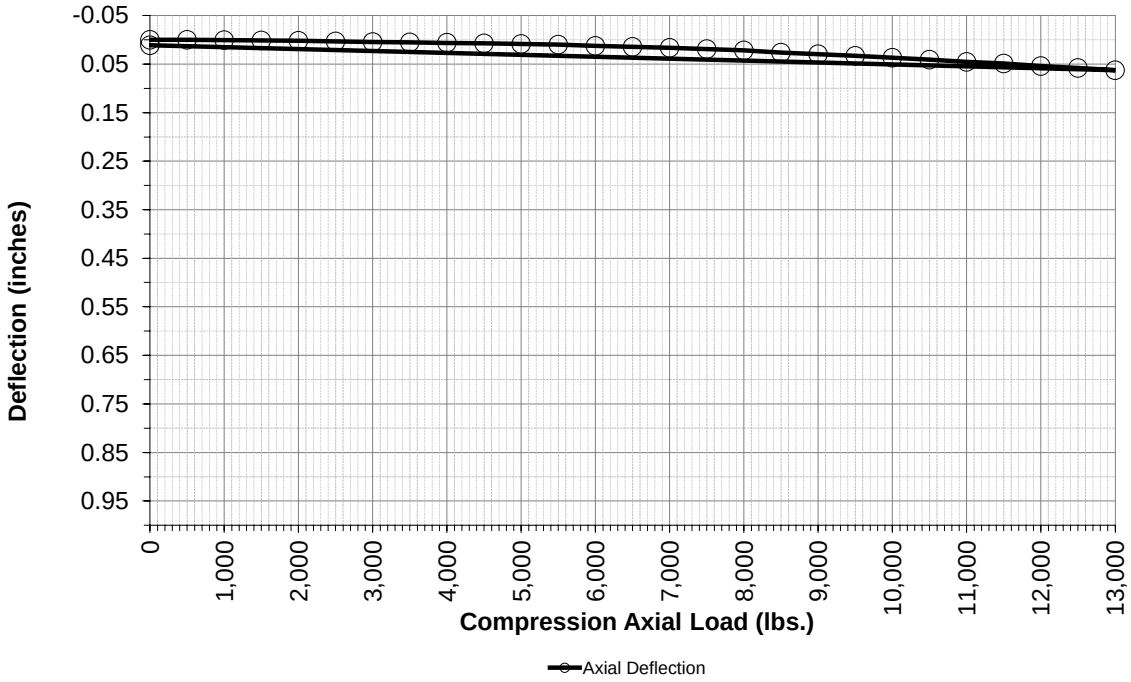

Compression Load Test Result for PLT-56C

Project Information

Project Name:	Darden Solar
Project Location:	Cantua Creek, CA
Project Number:	60225172

Axial Load Test Set Up

Number of Gauges:	2
Height of Gauges [in]:	6
Load Cell:	OHAUS 10Ton

Test Date and Representative

Tested By Terracon Rep:	AS
Date Tested:	5/23/2023

Pile Information

Pile ID:	PLT-56C
Latitude [deg.]:	36.48597
Longitude [deg.]:	-120.20016
Pile Type:	W6X9
Pile Embedment Depth [in.]:	72
Pile Diameter [in.]:	5.9
Pile Stick-Up [in.]:	24
Axial Design Load [lbs.]:	13,000
Pile Area [sq. in.]:	2.68
Elastic Modulus [ksi.]:	29,000
Drive Time [sec.]:	31

Compression Test Results

% of Design Load	Axial Load [lbs.]	Deflection Δ (in.) Gauges #1 & #2	Comments
0%	0	0.000	
4%	500	0.001	
8%	1,000	0.002	
12%	1,500	0.004	
15%	2,000	0.005	
19%	2,500	0.006	
23%	3,000	0.007	
27%	3,500	0.009	
31%	4,000	0.011	
35%	4,500	0.012	
38%	5,000	0.014	
42%	5,500	0.017	
46%	6,000	0.019	
50%	6,500	0.021	
54%	7,000	0.024	
58%	7,500	0.026	
62%	8,000	0.029	
65%	8,500	0.032	
69%	9,000	0.035	
73%	9,500	0.038	
77%	10,000	0.042	
81%	10,500	0.046	
85%	11,000	0.050	
88%	11,500	0.055	
92%	12,000	0.061	
96%	12,500	0.066	
100%	13,000	0.073	
0%	0	0.016	

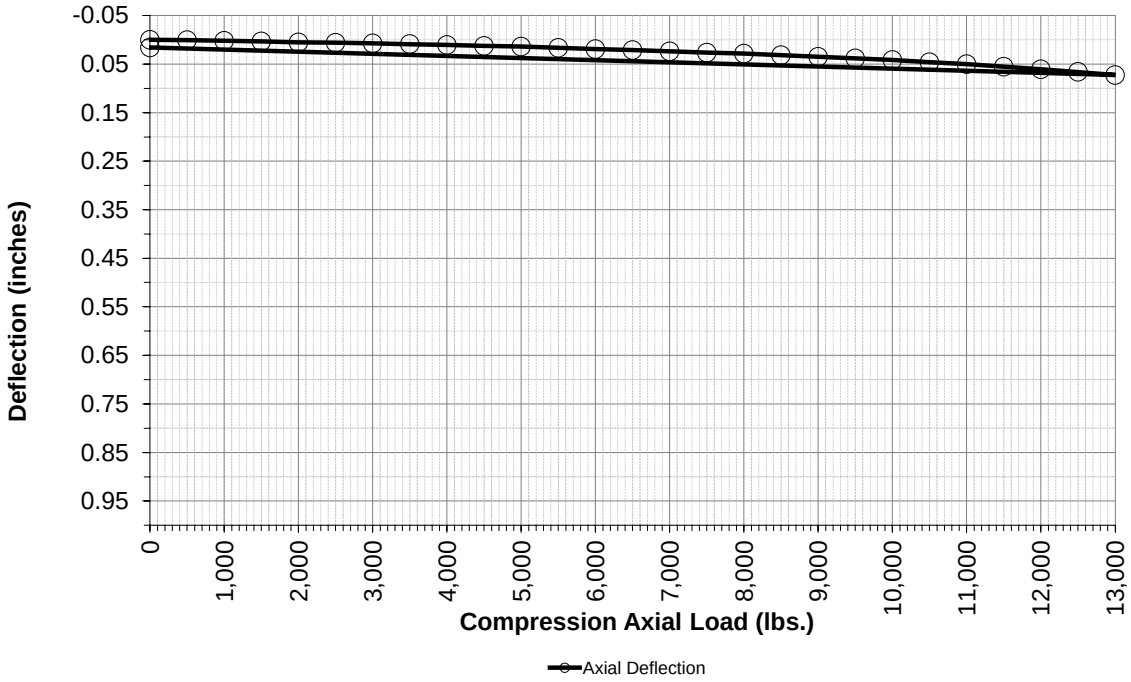

Compression Load Test Result for PLT-57C

Project Information

Project Name:	Darden Solar
Project Location:	Cantua Creek, CA
Project Number:	60225172

Axial Load Test Set Up

Number of Gauges:	2
Height of Gauges [in]:	6
Load Cell:	OHAUS 10Ton

Test Date and Representative

Tested By Terracon Rep:	AT
Date Tested:	7/26/2023

Pile Information

Pile ID:	PLT-57C
Latitude [deg.]:	36.47869
Longitude [deg.]:	-120.19624
Pile Type:	W6X9
Pile Embedment Depth [in.]:	84
Pile Diameter [in.]:	5.9
Pile Stick-Up [in.]:	24
Axial Design Load [lbs.]:	13,000
Pile Area [sq. in.]:	2.68
Elastic Modulus [ksi.]:	29,000
Drive Time [sec.]:	31

Compression Test Results

% of Design Load	Axial Load [lbs.]	Deflection Δ (in.) Gauges #1 & #2	Comments
0%	0	0.000	
4%	500	0.001	
8%	1,000	0.001	
12%	1,500	0.001	
15%	2,000	0.002	
19%	2,500	0.003	
23%	3,000	0.003	
27%	3,500	0.005	
31%	4,000	0.005	
35%	4,500	0.006	
38%	5,000	0.008	
42%	5,500	0.009	
46%	6,000	0.010	
50%	6,500	0.011	
54%	7,000	0.013	
58%	7,500	0.015	
62%	8,000	0.017	
65%	8,500	0.019	
69%	9,000	0.021	
73%	9,500	0.023	
77%	10,000	0.026	
81%	10,500	0.029	
85%	11,000	0.032	
88%	11,500	0.034	
92%	12,000	0.039	
96%	12,500	0.044	
100%	13,000	0.048	
0%	0	0.011	

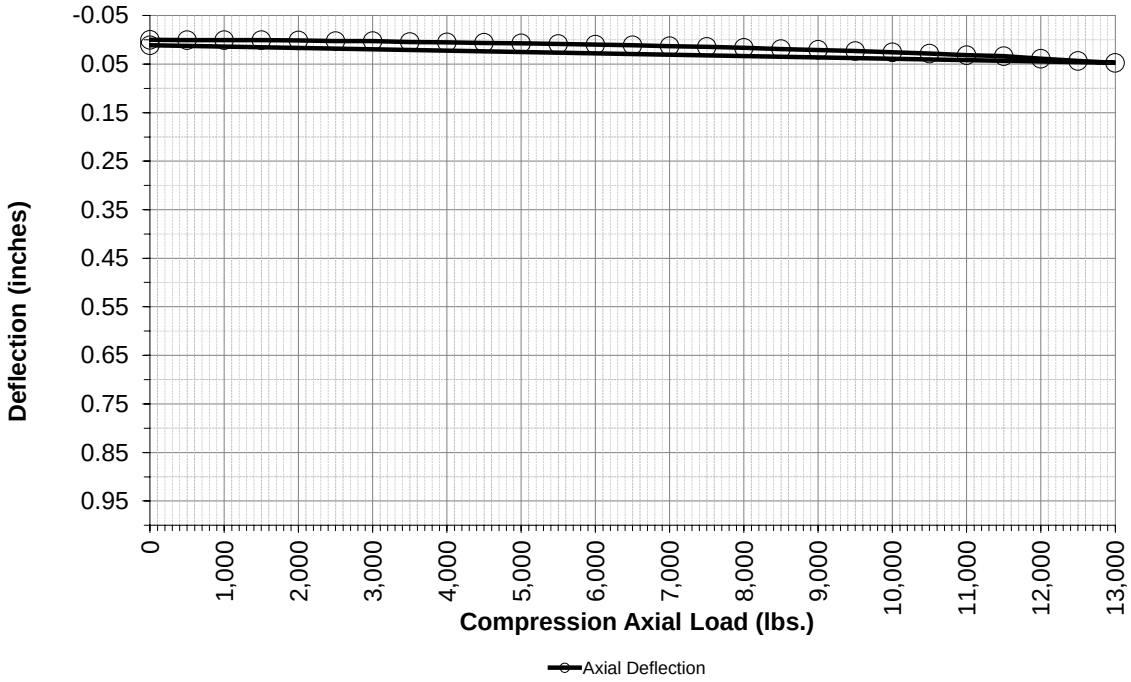

Compression Load Test Result for PLT-59C

Project Information

Project Name:	Darden Solar
Project Location:	Cantua Creek, CA
Project Number:	60225172

Axial Load Test Set Up

Number of Gauges:	2
Height of Gauges [in]:	6
Load Cell:	OHAUS 10Ton

Test Date and Representative

Tested By Terracon Rep:	JM/AA
Date Tested:	5/26/2023

Pile Information

Pile ID:	PLT-59C
Latitude [deg.]:	36.47572
Longitude [deg.]:	-120.23029
Pile Type:	W6X9
Pile Embedment Depth [in.]:	72
Pile Diameter [in.]:	5.9
Pile Stick-Up [in.]:	24
Axial Design Load [lbs.]:	13,000
Pile Area [sq. in.]:	2.68
Elastic Modulus [ksi.]:	29,000
Drive Time [sec.]:	32

Compression Test Results

% of Design Load	Axial Load [lbs.]	Deflection Δ (in.) Gauges #1 & #2	Comments
0%	0	0.000	
4%	500	0.001	
8%	1,000	0.001	
12%	1,500	0.001	
15%	2,000	0.002	
19%	2,500	0.003	
23%	3,000	0.003	
27%	3,500	0.005	
31%	4,000	0.005	
35%	4,500	0.006	
38%	5,000	0.007	
42%	5,500	0.009	
46%	6,000	0.013	
50%	6,500	0.019	
54%	7,000	0.024	
58%	7,500	0.033	
62%	8,000	0.047	
65%	8,500	0.069	
69%	9,000	0.139	
73%	9,500	0.759	
77%	10,000		
81%	10,500		
85%	11,000		
88%	11,500		
92%	12,000		
96%	12,500		
100%	13,000		
0%	0	0.727	

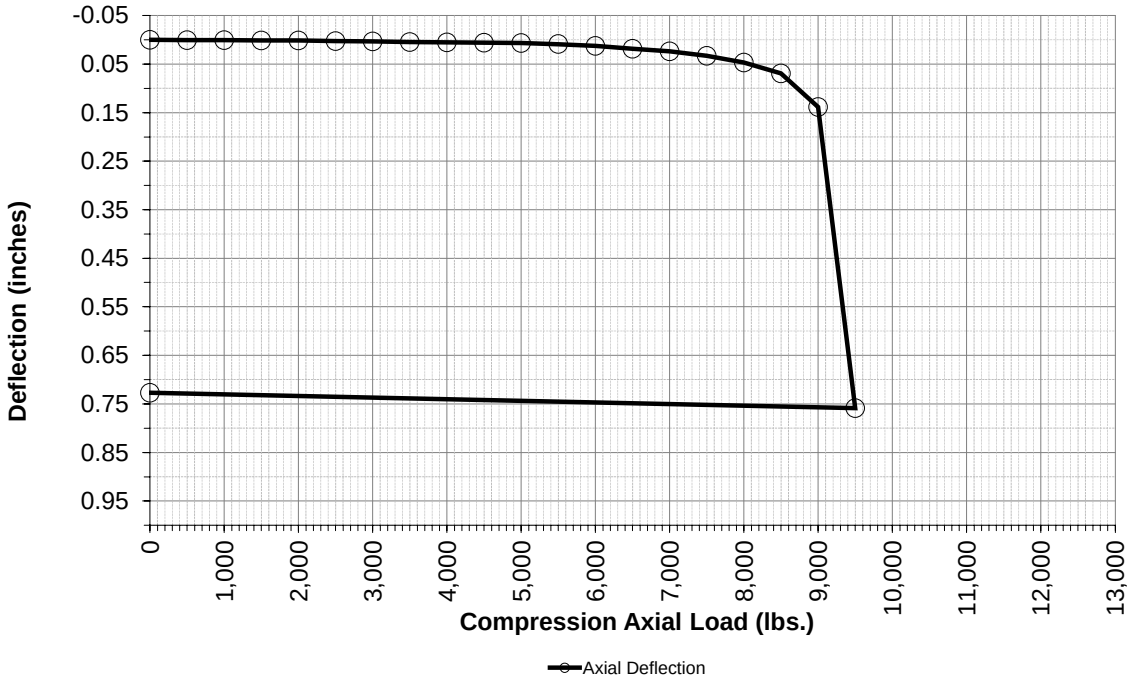

Compression Load Test Result for PLT-60C

Project Information

Project Name:	Darden Solar
Project Location:	Cantua Creek, CA
Project Number:	60225172

Axial Load Test Set Up

Number of Gauges:	2
Height of Gauges [in]:	6
Load Cell:	OHAUS 10Ton

Test Date and Representative

Tested By Terracon Rep:	JM/AA
Date Tested:	5/23/2023

Pile Information

Pile ID:	PLT-60C
Latitude [deg.]:	36.47894
Longitude [deg.]:	-120.23475
Pile Type:	W6X9
Pile Embedment Depth [in.]:	84
Pile Diameter [in.]:	5.9
Pile Stick-Up [in.]:	24
Axial Design Load [lbs.]:	13,000
Pile Area [sq. in.]:	2.68
Elastic Modulus [ksi.]:	29,000
Drive Time [sec.]:	53

Compression Test Results

% of Design Load	Axial Load [lbs.]	Deflection Δ (in.) Gauges #1 & #2	Comments
0%	0	0.000	
4%	500	0.002	
8%	1,000	0.003	
12%	1,500	0.004	
15%	2,000	0.005	
19%	2,500	0.006	
23%	3,000	0.007	
27%	3,500	0.008	
31%	4,000	0.009	
35%	4,500	0.011	
38%	5,000	0.012	
42%	5,500	0.013	
46%	6,000	0.015	
50%	6,500	0.017	
54%	7,000	0.018	
58%	7,500	0.021	
62%	8,000	0.023	
65%	8,500	0.026	
69%	9,000	0.033	
73%	9,500	0.040	
77%	10,000	0.053	
81%	10,500	0.095	
85%	11,000	0.741	
88%	11,500		
92%	12,000		
96%	12,500		
100%	13,000		
0%	0	0.717	

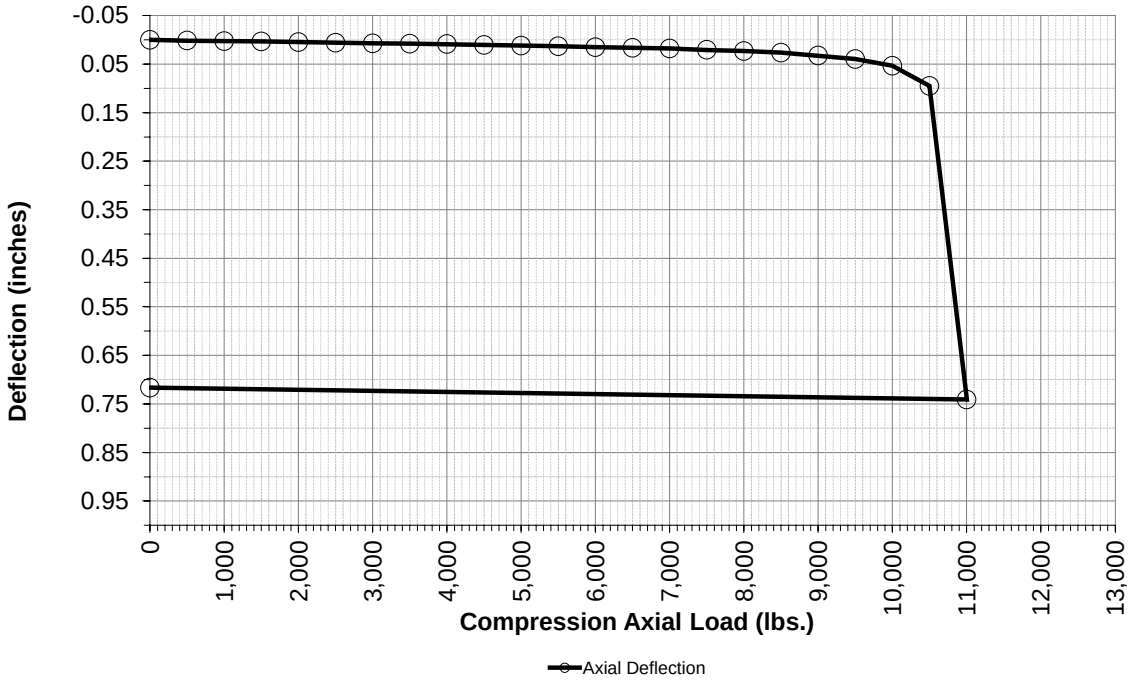

Compression Load Test Result for PLT-61C

Project Information

Project Name:	Darden Solar
Project Location:	Cantua Creek, CA
Project Number:	60225172

Axial Load Test Set Up

Number of Gauges:	2
Height of Gauges [in]:	6
Load Cell:	OHAUS 10Ton

Test Date and Representative

Tested By Terracon Rep:	AS
Date Tested:	5/23/2023

Pile Information

Pile ID:	PLT-61C
Latitude [deg.]:	36.47543
Longitude [deg.]:	-120.24041
Pile Type:	W6X9
Pile Embedment Depth [in.]:	60
Pile Diameter [in.]:	5.9
Pile Stick-Up [in.]:	24
Axial Design Load [lbs.]:	13,000
Pile Area [sq. in.]:	2.68
Elastic Modulus [ksi.]:	29,000
Drive Time [sec.]:	19

Compression Test Results

% of Design Load	Axial Load [lbs.]	Deflection Δ (in.) Gauges #1 & #2	Comments
0%	0	0.000	
4%	500	0.000	
8%	1,000	0.003	
12%	1,500	0.005	
15%	2,000	0.009	
19%	2,500	0.013	
23%	3,000	0.018	
27%	3,500	0.025	
31%	4,000	0.040	
35%	4,500	0.063	
38%	5,000	0.112	
42%	5,500	0.333	
46%	6,000	0.409	
50%	6,500	0.515	
54%	7,000	0.594	
58%	7,500	0.656	
62%	8,000	0.739	
65%	8,500	0.758	
69%	9,000		
73%	9,500		
77%	10,000		
81%	10,500		
85%	11,000		
88%	11,500		
92%	12,000		
96%	12,500		
100%	13,000		
0%	0	0.730	

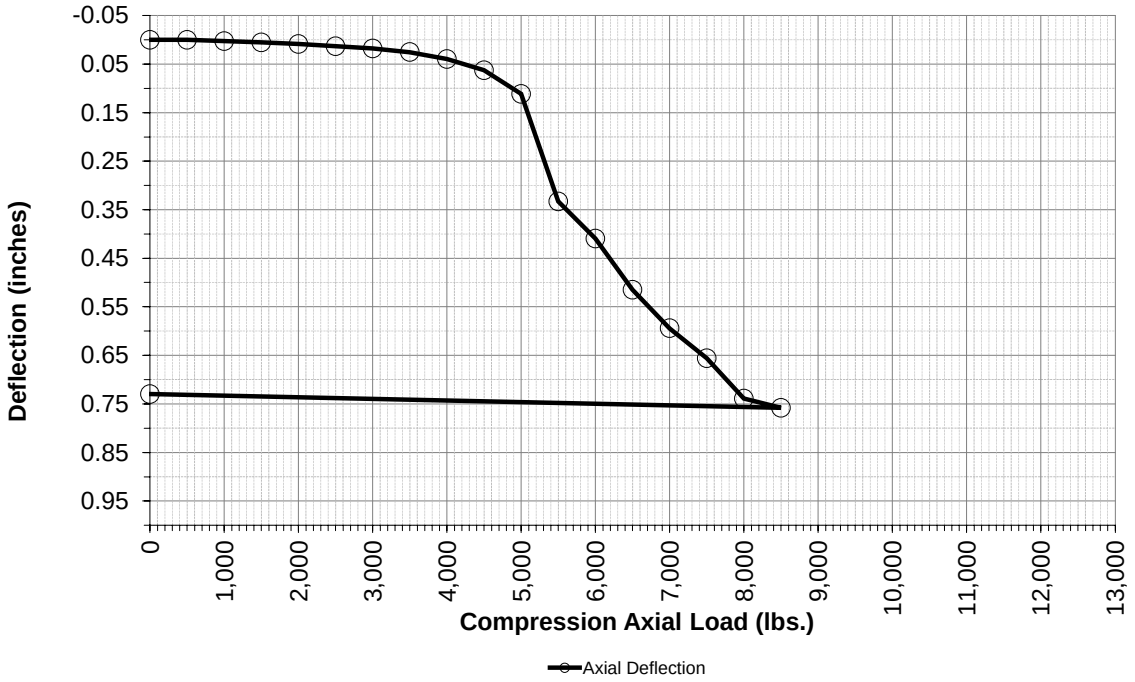

Compression Load Test Result for PLT-62C

Project Information

Project Name:	Darden Solar
Project Location:	Cantua Creek, CA
Project Number:	60225172

Axial Load Test Set Up

Number of Gauges:	2
Height of Gauges [in]:	6
Load Cell:	OHAUS 10Ton

Test Date and Representative

Tested By Terracon Rep:	AS
Date Tested:	6/10/2023

Pile Information

Pile ID:	PLT-62C
Latitude [deg.]:	36.47316
Longitude [deg.]:	-120.24704
Pile Type:	W6X9
Pile Embedment Depth [in.]:	72
Pile Diameter [in.]:	5.9
Pile Stick-Up [in.]:	24
Axial Design Load [lbs.]:	13,000
Pile Area [sq. in.]:	2.68
Elastic Modulus [ksi.]:	29,000
Drive Time [sec.]:	22

Compression Test Results

% of Design Load	Axial Load [lbs.]	Deflection Δ (in.) Gauges #1 & #2	Comments
0%	0	0.000	
4%	500	0.002	
8%	1,000	0.003	
12%	1,500	0.005	
15%	2,000	0.006	
19%	2,500	0.008	
23%	3,000	0.012	
27%	3,500	0.017	
31%	4,000	0.023	
35%	4,500	0.035	
38%	5,000	0.043	
42%	5,500	0.055	
46%	6,000	0.063	
50%	6,500	0.073	
54%	7,000	0.086	
58%	7,500	0.096	
62%	8,000	0.110	
65%	8,500	0.130	
69%	9,000	0.152	
73%	9,500	0.181	
77%	10,000	0.247	
81%	10,500		
85%	11,000		
88%	11,500		
92%	12,000		
96%	12,500		
100%	13,000	0.799	
0%	0	0.665	

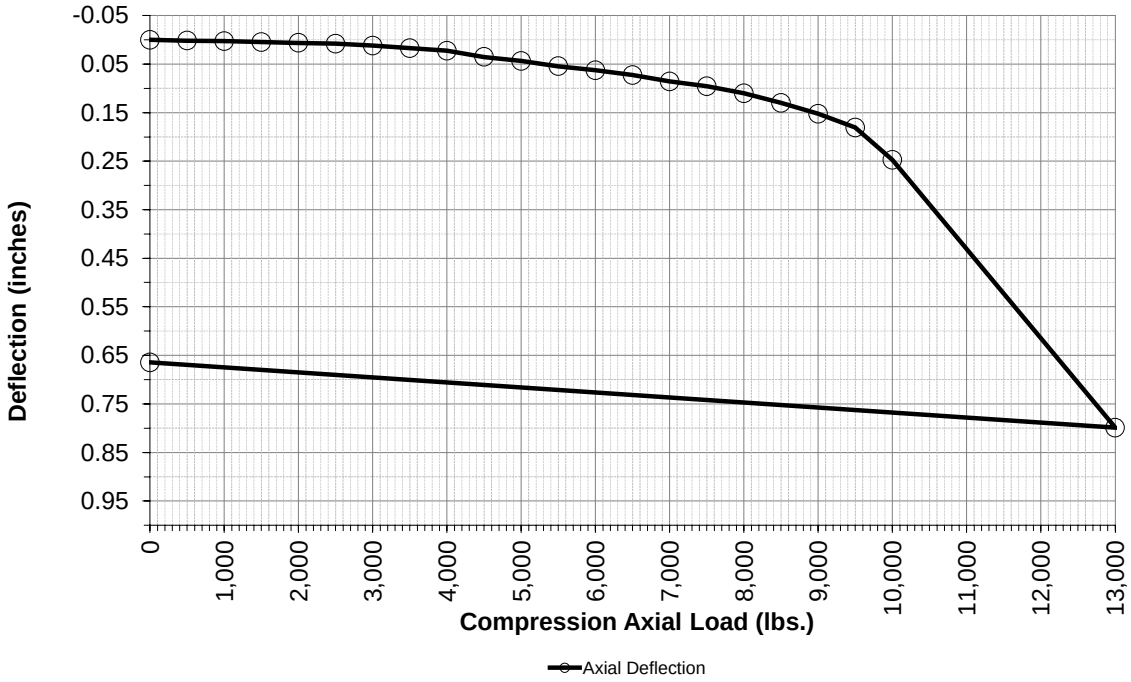

Compression Load Test Result for PLT-63C

Project Information

Project Name:	Darden Solar
Project Location:	Cantua Creek, CA
Project Number:	60225172

Axial Load Test Set Up

Number of Gauges:	2
Height of Gauges [in]:	6
Load Cell:	OHAUS 10Ton

Test Date and Representative

Tested By Terracon Rep:	AS
Date Tested:	7/26/2023

Pile Information

Pile ID:	PLT-63C
Latitude [deg.]:	36.47216
Longitude [deg.]:	-120.18694
Pile Type:	W6X9
Pile Embedment Depth [in.]:	84
Pile Diameter [in.]:	5.9
Pile Stick-Up [in.]:	24
Axial Design Load [lbs.]:	13,000
Pile Area [sq. in.]:	2.68
Elastic Modulus [ksi.]:	29,000
Drive Time [sec.]:	30

Compression Test Results

% of Design Load	Axial Load [lbs.]	Deflection Δ (in.) Gauges #1 & #2	Comments
0%	0	0.000	
4%	500	0.003	
8%	1,000	0.001	
12%	1,500	0.001	
15%	2,000	0.002	
19%	2,500	0.003	
23%	3,000	0.003	
27%	3,500	0.005	
31%	4,000	0.006	
35%	4,500	0.009	
38%	5,000	0.009	
42%	5,500	0.010	
46%	6,000	0.010	
50%	6,500	0.010	
54%	7,000	0.011	
58%	7,500	0.011	
62%	8,000	0.012	
65%	8,500	0.013	
69%	9,000	0.013	
73%	9,500	0.014	
77%	10,000	0.015	
81%	10,500	0.016	
85%	11,000	0.021	
88%	11,500	0.022	
92%	12,000	0.024	
96%	12,500	0.026	
100%	13,000	0.029	
0%	0	0.008	

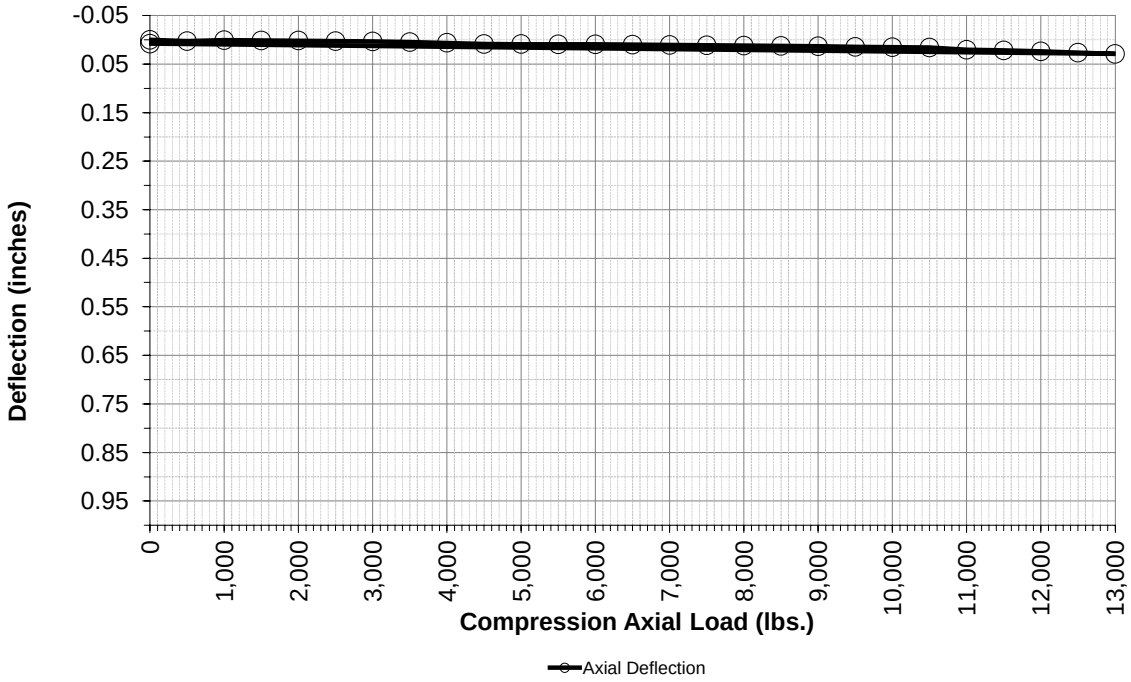

Compression Load Test Result for PLT-64C

Project Information

Project Name:	Darden Solar
Project Location:	Cantua Creek, CA
Project Number:	60225172

Axial Load Test Set Up

Number of Gauges:	2
Height of Gauges [in]:	6
Load Cell:	OHAUS 10Ton

Test Date and Representative

Tested By Terracon Rep:	AS
Date Tested:	2/21/2023

Pile Information

Pile ID:	PLT-64C
Latitude [deg.]:	36.46527
Longitude [deg.]:	-120.18572
Pile Type:	W6X9
Pile Embedment Depth [in.]:	60
Pile Diameter [in.]:	5.9
Pile Stick-Up [in.]:	24
Axial Design Load [lbs.]:	13,000
Pile Area [sq. in.]:	2.68
Elastic Modulus [ksi.]:	29,000
Drive Time [sec.]:	19

Compression Test Results

% of Design Load	Axial Load [lbs.]	Deflection Δ (in.) Gauges #1 & #2	Comments
0%	0	0.000	
4%	500	0.001	
8%	1,000	0.002	
12%	1,500	0.003	
15%	2,000	0.004	
19%	2,500	0.006	
23%	3,000	0.007	
27%	3,500	0.008	
31%	4,000	0.009	
35%	4,500	0.013	
38%	5,000	0.013	
42%	5,500	0.015	
46%	6,000	0.017	
50%	6,500	0.020	
54%	7,000	0.022	
58%	7,500	0.025	
62%	8,000	0.027	
65%	8,500	0.029	
69%	9,000	0.033	
73%	9,500	0.039	
77%	10,000	0.043	
81%	10,500	0.047	
85%	11,000	0.051	
88%	11,500	0.057	
92%	12,000	0.061	
96%	12,500	0.070	
100%	13,000	0.081	
0%	0	0.029	

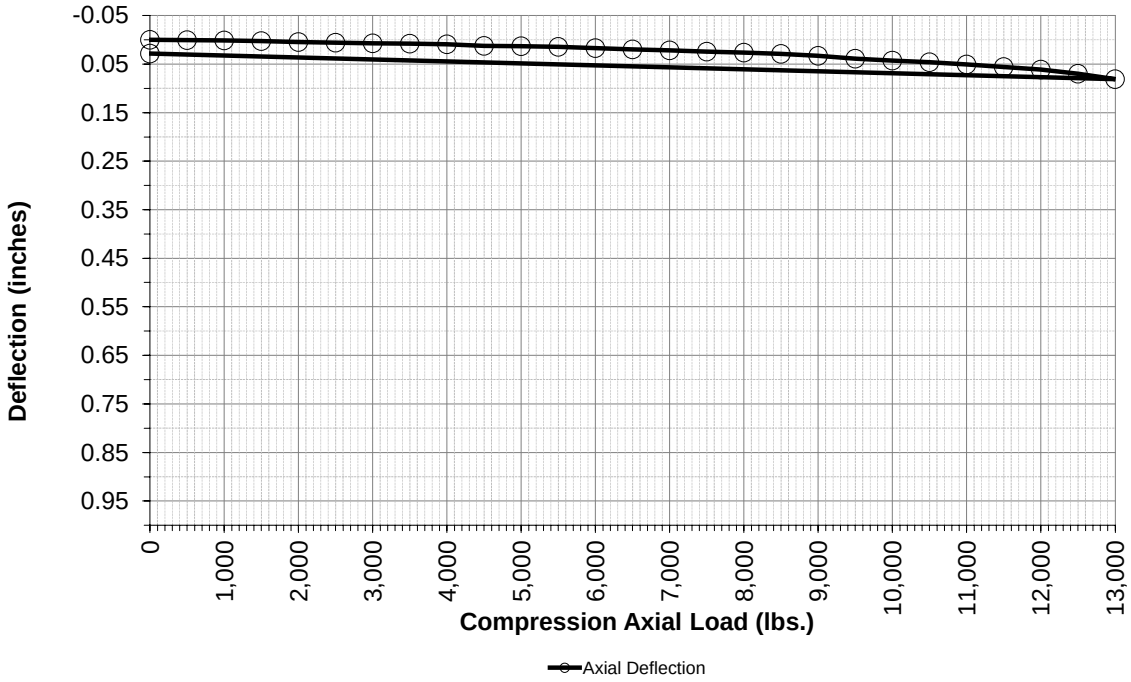

Compression Load Test Result for PLT-65C

Project Information

Project Name:	Darden Solar
Project Location:	Cantua Creek, CA
Project Number:	60225172

Axial Load Test Set Up

Number of Gauges:	2
Height of Gauges [in]:	6
Load Cell:	OHAUS 10Ton

Test Date and Representative

Tested By Terracon Rep:	AT
Date Tested:	4/14/2023

Pile Information

Pile ID:	PLT-65C
Latitude [deg.]:	36.46735
Longitude [deg.]:	-120.19296
Pile Type:	W6X9
Pile Embedment Depth [in.]:	72
Pile Diameter [in.]:	5.9
Pile Stick-Up [in.]:	24
Axial Design Load [lbs.]:	13,000
Pile Area [sq. in.]:	2.68
Elastic Modulus [ksi.]:	29,000
Drive Time [sec.]:	34

Compression Test Results

% of Design Load	Axial Load [lbs.]	Deflection Δ (in.) Gauges #1 & #2	Comments
0%	0	0.000	
4%	500	0.001	
8%	1,000	0.001	
12%	1,500	0.002	
15%	2,000	0.002	
19%	2,500	0.002	
23%	3,000	0.004	
27%	3,500	0.006	
31%	4,000	0.007	
35%	4,500	0.009	
38%	5,000	0.010	
42%	5,500	0.012	
46%	6,000	0.014	
50%	6,500	0.016	
54%	7,000	0.018	
58%	7,500	0.021	
62%	8,000	0.024	
65%	8,500	0.027	
69%	9,000	0.028	
73%	9,500	0.032	
77%	10,000	0.036	
81%	10,500	0.041	
85%	11,000	0.046	
88%	11,500	0.051	
92%	12,000	0.055	
96%	12,500	0.058	
100%	13,000	0.060	
0%	0	0.038	

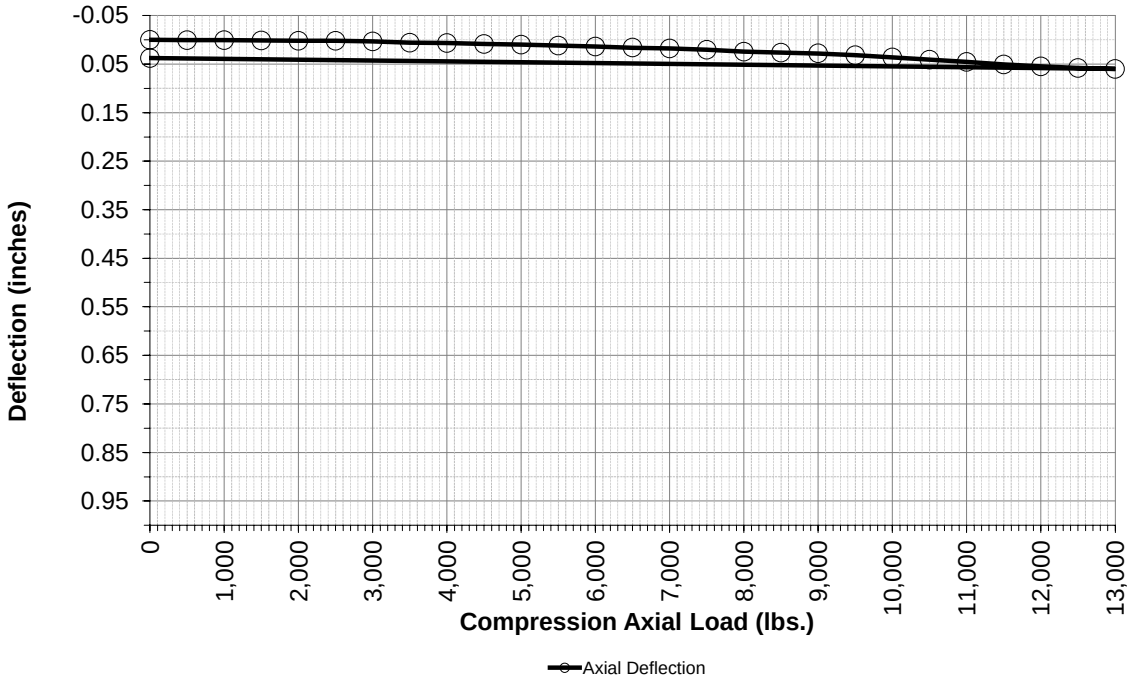

Compression Load Test Result for PLT-66C

Project Information

Project Name:	Darden Solar
Project Location:	Cantua Creek, CA
Project Number:	60225172

Axial Load Test Set Up

Number of Gauges:	2
Height of Gauges [in]:	6
Load Cell:	OHAUS 10Ton

Test Date and Representative

Tested By Terracon Rep:	AT
Date Tested:	7/26/2023

Pile Information

Pile ID:	PLT-66C
Latitude [deg.]:	36.45909
Longitude [deg.]:	-120.19265
Pile Type:	W6X9
Pile Embedment Depth [in.]:	84
Pile Diameter [in.]:	5.9
Pile Stick-Up [in.]:	24
Axial Design Load [lbs.]:	13,000
Pile Area [sq. in.]:	2.68
Elastic Modulus [ksi.]:	29,000
Drive Time [sec.]:	25

Compression Test Results

% of Design Load	Axial Load [lbs.]	Deflection Δ (in.) Gauges #1 & #2	Comments
0%	0	0.000	
4%	500	0.000	
8%	1,000	0.000	
12%	1,500	0.003	
15%	2,000	0.002	
19%	2,500	0.004	
23%	3,000	0.005	
27%	3,500	0.007	
31%	4,000	0.008	
35%	4,500	0.009	
38%	5,000	0.011	
42%	5,500	0.012	
46%	6,000	0.014	
50%	6,500	0.016	
54%	7,000	0.018	
58%	7,500	0.022	
62%	8,000	0.025	
65%	8,500	0.028	
69%	9,000	0.033	
73%	9,500	0.039	
77%	10,000	0.049	
81%	10,500	0.057	
85%	11,000	0.077	
88%	11,500	0.101	
92%	12,000	0.758	
96%	12,500		
100%	13,000		
0%	0	0.704	

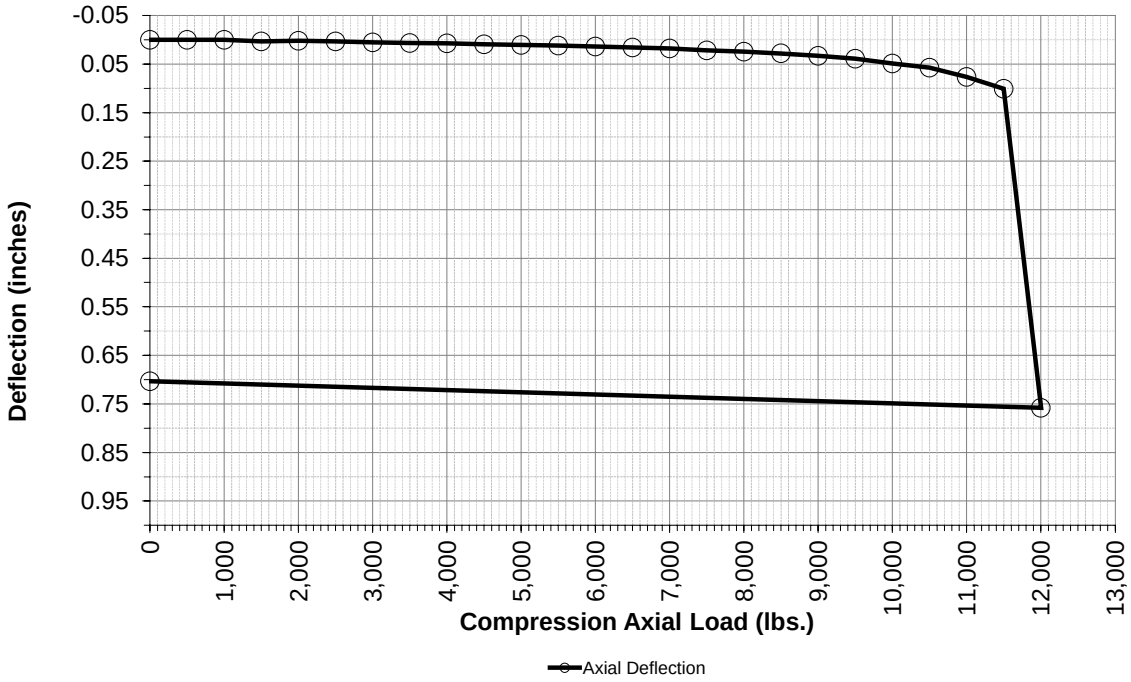

Compression Load Test Result for PLT-67C

Project Information

Project Name:	Darden Solar
Project Location:	Cantua Creek, CA
Project Number:	60225172

Axial Load Test Set Up

Number of Gauges:	2
Height of Gauges [in]:	6
Load Cell:	OHAUS 10Ton

Test Date and Representative

Tested By Terracon Rep:	AS
Date Tested:	2/21/2023

Pile Information

Pile ID:	PLT-67C
Latitude [deg.]:	36.46882
Longitude [deg.]:	-120.17986
Pile Type:	W6X9
Pile Embedment Depth [in.]:	60
Pile Diameter [in.]:	5.9
Pile Stick-Up [in.]:	24
Axial Design Load [lbs.]:	13,000
Pile Area [sq. in.]:	2.68
Elastic Modulus [ksi.]:	29,000
Drive Time [sec.]:	23

Compression Test Results

% of Design Load	Axial Load [lbs.]	Deflection Δ (in.) Gauges #1 & #2	Comments
0%	0	0.000	
4%	500	0.001	
8%	1,000	0.001	
12%	1,500	0.003	
15%	2,000	0.004	
19%	2,500	0.006	
23%	3,000	0.007	
27%	3,500	0.008	
31%	4,000	0.009	
35%	4,500	0.013	
38%	5,000	0.013	
42%	5,500	0.015	
46%	6,000	0.017	
50%	6,500	0.020	
54%	7,000	0.022	
58%	7,500	0.025	
62%	8,000	0.028	
65%	8,500	0.031	
69%	9,000	0.033	
73%	9,500	0.039	
77%	10,000	0.043	
81%	10,500	0.047	
85%	11,000	0.051	
88%	11,500	0.057	
92%	12,000	0.061	
96%	12,500	0.070	
100%	13,000	0.081	
0%	0	0.029	

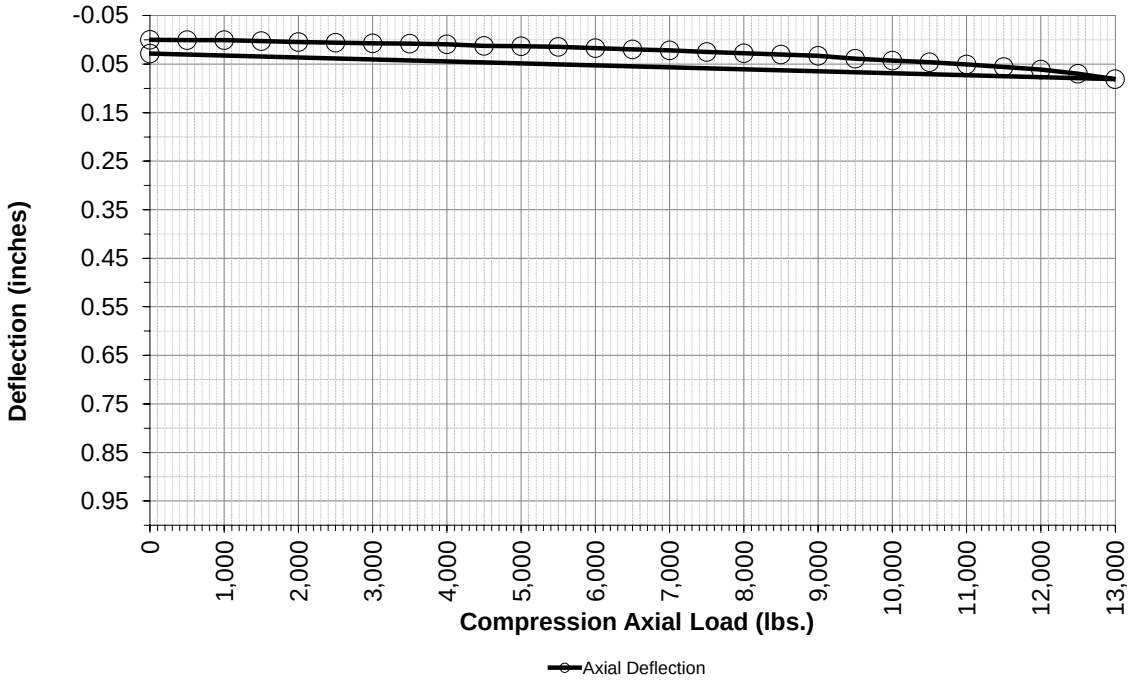

Compression Load Test Result for PLT-68C

Project Information

Project Name:	Darden Solar
Project Location:	Cantua Creek, CA
Project Number:	60225172

Axial Load Test Set Up

Number of Gauges:	2
Height of Gauges [in]:	6
Load Cell:	OHAUS 10Ton

Test Date and Representative

Tested By Terracon Rep:	AS
Date Tested:	7/28/2023

Pile Information

Pile ID:	PLT-68C
Latitude [deg.]:	36.47092
Longitude [deg.]:	-120.22054
Pile Type:	W6X9
Pile Embedment Depth [in.]:	72
Pile Diameter [in.]:	5.9
Pile Stick-Up [in.]:	24
Axial Design Load [lbs.]:	13,000
Pile Area [sq. in.]:	2.68
Elastic Modulus [ksi.]:	29,000
Drive Time [sec.]:	23

Compression Test Results

% of Design Load	Axial Load [lbs.]	Deflection Δ (in.) Gauges #1 & #2	Comments
0%	0	0.000	
4%	500	-0.001	
8%	1,000	0.001	
12%	1,500	0.002	
15%	2,000	0.003	
19%	2,500	0.004	
23%	3,000	0.006	
27%	3,500	0.008	
31%	4,000	0.009	
35%	4,500	0.012	
38%	5,000	0.015	
42%	5,500	0.018	
46%	6,000	0.023	
50%	6,500	0.027	
54%	7,000	0.034	
58%	7,500	0.040	
62%	8,000	0.046	
65%	8,500	0.058	
69%	9,000	0.076	
73%	9,500	0.170	
77%	10,000	0.794	
81%	10,500		
85%	11,000		
88%	11,500		
92%	12,000		
96%	12,500		
100%	13,000		
0%	0	0.760	

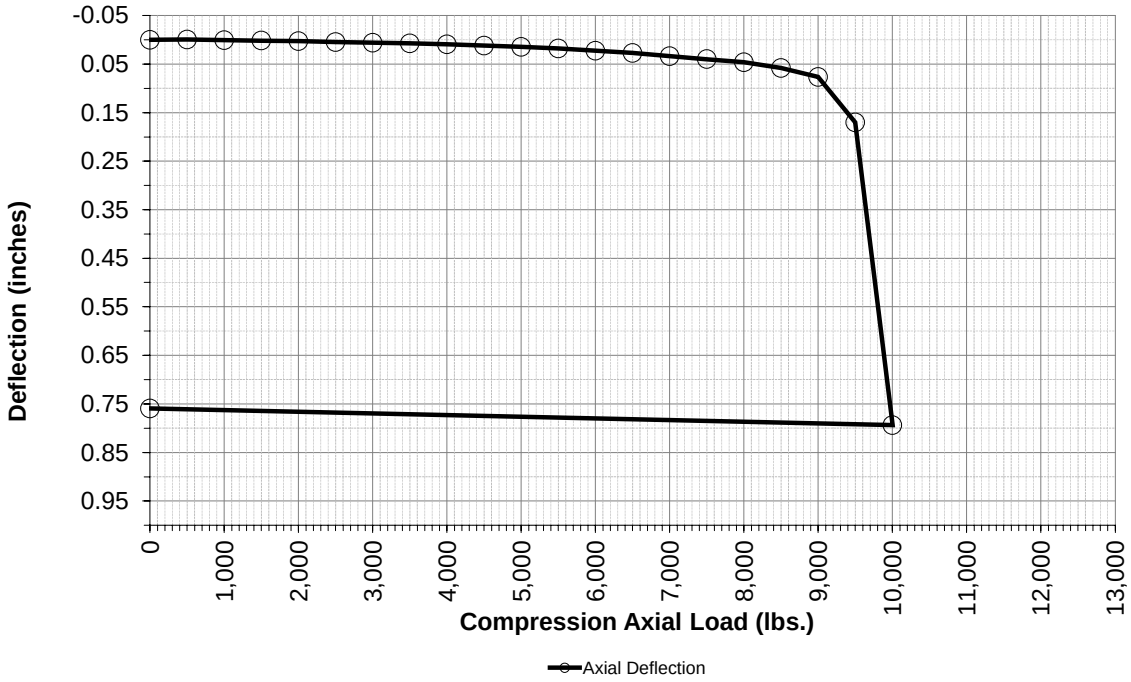

Compression Load Test Result for PLT-69C

Project Information

Project Name:	Darden Solar
Project Location:	Cantua Creek, CA
Project Number:	60225172

Axial Load Test Set Up

Number of Gauges:	2
Height of Gauges [in]:	6
Load Cell:	OHAUS 10Ton

Test Date and Representative

Tested By Terracon Rep:	AS
Date Tested:	7/28/2023

Pile Information

Pile ID:	PLT-69C
Latitude [deg.]:	36.46709
Longitude [deg.]:	-120.21316
Pile Type:	W6X9
Pile Embedment Depth [in.]:	84
Pile Diameter [in.]:	5.9
Pile Stick-Up [in.]:	24
Axial Design Load [lbs.]:	13,000
Pile Area [sq. in.]:	2.68
Elastic Modulus [ksi.]:	29,000
Drive Time [sec.]:	34

Compression Test Results

% of Design Load	Axial Load [lbs.]	Deflection Δ (in.) Gauges #1 & #2	Comments
0%	0	0.000	
4%	500	0.000	
8%	1,000	0.001	
12%	1,500	0.001	
15%	2,000	0.001	
19%	2,500	0.002	
23%	3,000	0.003	
27%	3,500	0.003	
31%	4,000	0.004	
35%	4,500	0.005	
38%	5,000	0.006	
42%	5,500	0.007	
46%	6,000	0.008	
50%	6,500	0.009	
54%	7,000	0.010	
58%	7,500	0.011	
62%	8,000	0.013	
65%	8,500	0.015	
69%	9,000	0.016	
73%	9,500	0.018	
77%	10,000	0.020	
81%	10,500	0.022	
85%	11,000	0.025	
88%	11,500	0.028	
92%	12,000	0.031	
96%	12,500	0.034	
100%	13,000	0.038	
0%	0	0.009	

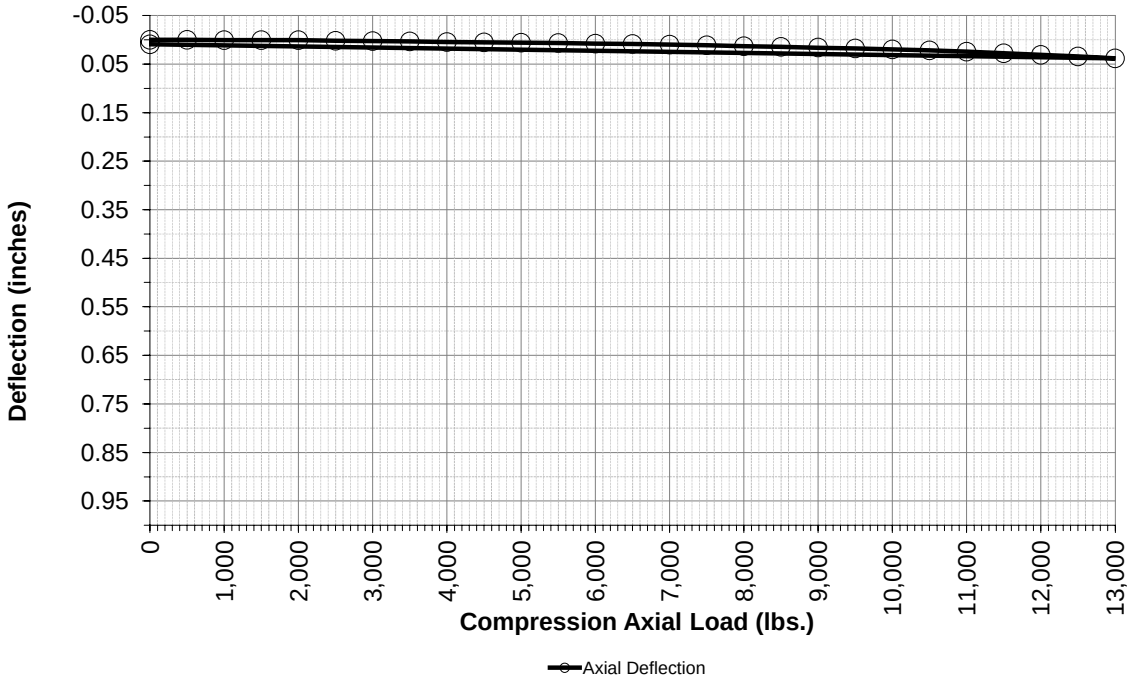

Compression Load Test Result for PLT-70C

Project Information

Project Name:	Darden Solar
Project Location:	Cantua Creek, CA
Project Number:	60225172

Axial Load Test Set Up

Number of Gauges:	2
Height of Gauges [in]:	6
Load Cell:	OHAUS 10Ton

Test Date and Representative

Tested By Terracon Rep:	AS
Date Tested:	2/21/2023

Pile Information

Pile ID:	PLT-70C
Latitude [deg.]:	36.46157
Longitude [deg.]:	-120.22903
Pile Type:	W6X9
Pile Embedment Depth [in.]:	60
Pile Diameter [in.]:	5.9
Pile Stick-Up [in.]:	24
Axial Design Load [lbs.]:	13,000
Pile Area [sq. in.]:	2.68
Elastic Modulus [ksi.]:	29,000
Drive Time [sec.]:	9

Compression Test Results

% of Design Load	Axial Load [lbs.]	Deflection Δ (in.) Gauges #1 & #2	Comments
0%	0	0.000	
4%	500	0.000	
8%	1,000	0.000	
12%	1,500	0.002	
15%	2,000	0.003	
19%	2,500	0.006	
23%	3,000	0.021	
27%	3,500	0.031	
31%	4,000	0.046	
35%	4,500	0.088	
38%	5,000	0.734	
42%	5,500		
46%	6,000		
50%	6,500		
54%	7,000		
58%	7,500		
62%	8,000		
65%	8,500		
69%	9,000		
73%	9,500		
77%	10,000		
81%	10,500		
85%	11,000		
88%	11,500		
92%	12,000		
96%	12,500		
100%	13,000		
0%	0	0.714	

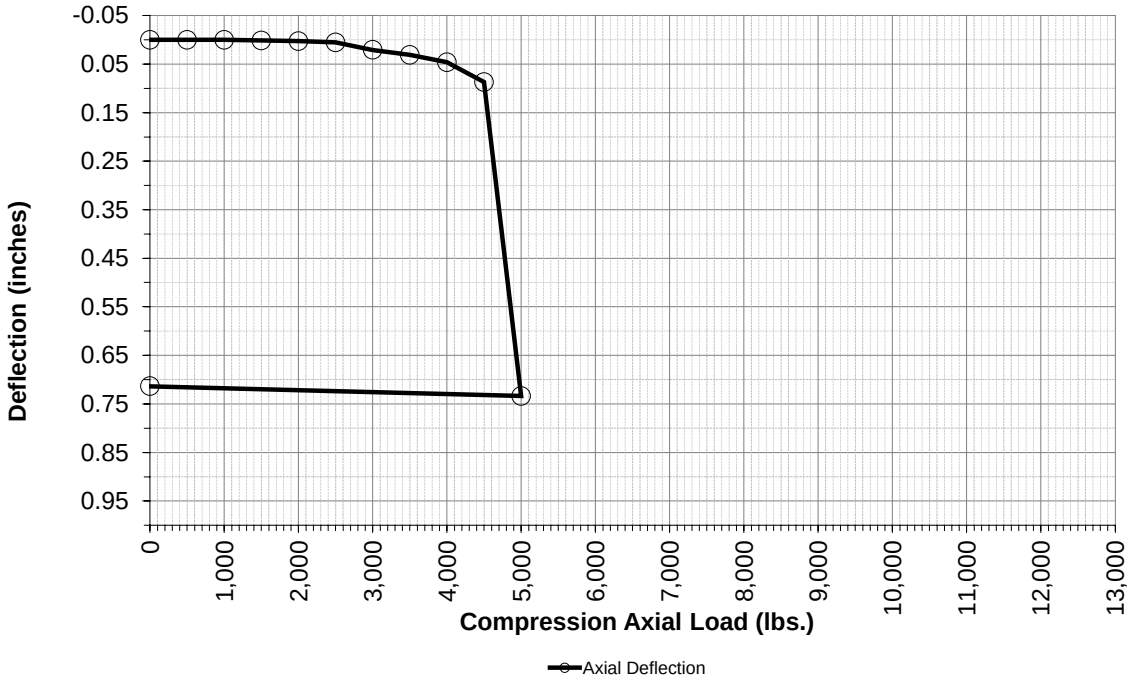

Compression Load Test Result for PLT-71C

Project Information

Project Name:	Darden Solar
Project Location:	Cantua Creek, CA
Project Number:	60225172

Axial Load Test Set Up

Number of Gauges:	2
Height of Gauges [in]:	6
Load Cell:	OHAUS 10Ton

Test Date and Representative

Tested By Terracon Rep:	AS
Date Tested:	5/11/2023

Pile Information

Pile ID:	PLT-71C
Latitude [deg.]:	36.46157
Longitude [deg.]:	-120.22903
Pile Type:	W6X9
Pile Embedment Depth [in.]:	72
Pile Diameter [in.]:	5.9
Pile Stick-Up [in.]:	24
Axial Design Load [lbs.]:	13,000
Pile Area [sq. in.]:	2.68
Elastic Modulus [ksi.]:	29,000
Drive Time [sec.]:	25

Compression Test Results

% of Design Load	Axial Load [lbs.]	Deflection Δ (in.) Gauges #1 & #2	Comments
0%	0	0.000	
4%	500	0.001	
8%	1,000	0.001	
12%	1,500	0.002	
15%	2,000	0.002	
19%	2,500	0.004	
23%	3,000	0.008	
27%	3,500	0.011	
31%	4,000	0.019	
35%	4,500	0.022	
38%	5,000	0.025	
42%	5,500	0.029	
46%	6,000	0.031	
50%	6,500	0.036	
54%	7,000	0.041	
58%	7,500	0.044	
62%	8,000	0.049	
65%	8,500	0.054	
69%	9,000	0.061	
73%	9,500	0.072	
77%	10,000	0.105	
81%	10,500	0.149	
85%	11,000	0.210	
88%	11,500	0.760	
92%	12,000		
96%	12,500		
100%	13,000		
0%	0	0.727	

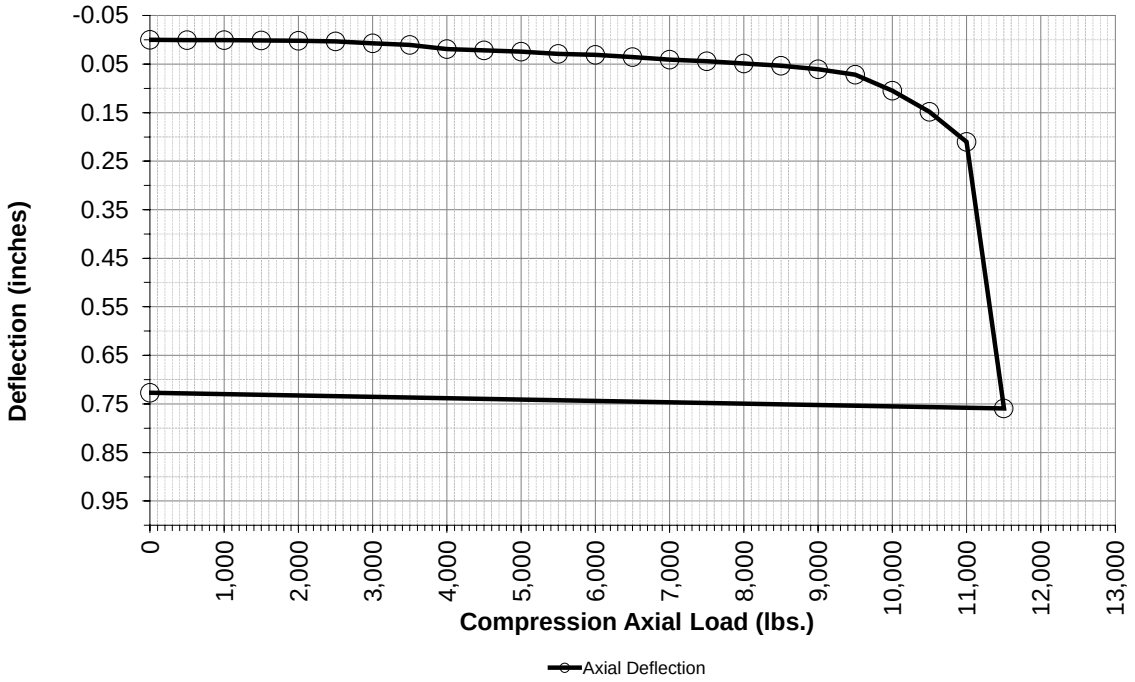

Compression Load Test Result for PLT-72C

Project Information

Project Name:	Darden Solar
Project Location:	Cantua Creek, CA
Project Number:	60225172

Axial Load Test Set Up

Number of Gauges:	2
Height of Gauges [in]:	6
Load Cell:	OHAUS 10Ton

Test Date and Representative

Tested By Terracon Rep:	AS
Date Tested:	7/27/2023

Pile Information

Pile ID:	PLT-72C
Latitude [deg.]:	36.46371
Longitude [deg.]:	-120.22163
Pile Type:	W6X9
Pile Embedment Depth [in.]:	84
Pile Diameter [in.]:	5.9
Pile Stick-Up [in.]:	24
Axial Design Load [lbs.]:	13,000
Pile Area [sq. in.]:	2.68
Elastic Modulus [ksi.]:	29,000
Drive Time [sec.]:	20

Compression Test Results

% of Design Load	Axial Load [lbs.]	Deflection Δ (in.) Gauges #1 & #2	Comments
0%	0	0.000	
4%	500	0.000	
8%	1,000	0.001	
12%	1,500	0.002	
15%	2,000	0.002	
19%	2,500	0.003	
23%	3,000	0.004	
27%	3,500	0.006	
31%	4,000	0.007	
35%	4,500	0.008	
38%	5,000	0.009	
42%	5,500	0.010	
46%	6,000	0.012	
50%	6,500	0.015	
54%	7,000	0.017	
58%	7,500	0.019	
62%	8,000	0.022	
65%	8,500	0.027	
69%	9,000	0.031	
73%	9,500	0.037	
77%	10,000	0.041	
81%	10,500	0.045	
85%	11,000	0.055	
88%	11,500	0.065	
92%	12,000	0.079	
96%	12,500	0.095	
100%	13,000	0.165	
0%	0	0.123	

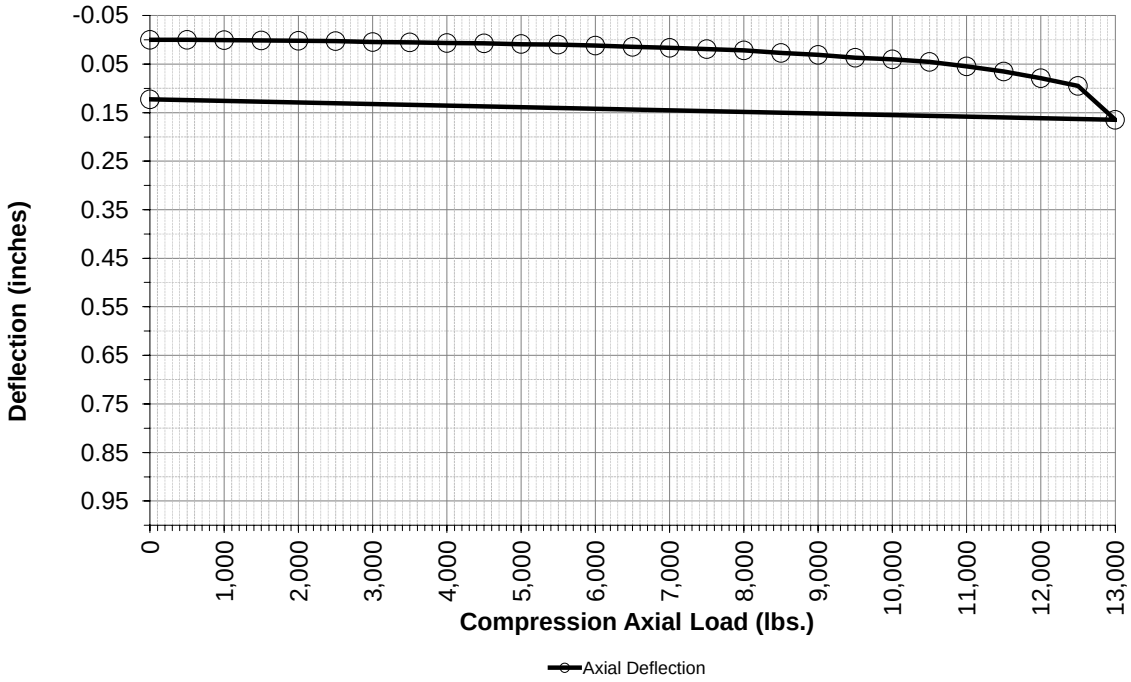

Compression Load Test Result for PLT-73C

Project Information

Project Name:	Darden Solar
Project Location:	Cantua Creek, CA
Project Number:	60225172

Axial Load Test Set Up

Number of Gauges:	2
Height of Gauges [in]:	6
Load Cell:	OHAUS 10Ton

Test Date and Representative

Tested By Terracon Rep:	AS
Date Tested:	2/21/2023

Pile Information

Pile ID:	PLT-73C
Latitude [deg.]:	36.45084
Longitude [deg.]:	-120.22024
Pile Type:	W6X9
Pile Embedment Depth [in.]:	60
Pile Diameter [in.]:	5.9
Pile Stick-Up [in.]:	24
Axial Design Load [lbs.]:	13,000
Pile Area [sq. in.]:	2.68
Elastic Modulus [ksi.]:	29,000
Drive Time [sec.]:	15

Compression Test Results

% of Design Load	Axial Load [lbs.]	Deflection Δ (in.) Gauges #1 & #2	Comments
0%	0	0.000	
4%	500	0.002	
8%	1,000	0.001	
12%	1,500	0.003	
15%	2,000	0.005	
19%	2,500	0.009	
23%	3,000	0.011	
27%	3,500	0.012	
31%	4,000	0.014	
35%	4,500	0.017	
38%	5,000	0.019	
42%	5,500	0.022	
46%	6,000	0.024	
50%	6,500	0.029	
54%	7,000	0.038	
58%	7,500	0.053	
62%	8,000	0.111	
65%	8,500	0.175	
69%	9,000	0.770	
73%	9,500		
77%	10,000		
81%	10,500		
85%	11,000		
88%	11,500		
92%	12,000		
96%	12,500		
100%	13,000		
0%	0	0.716	

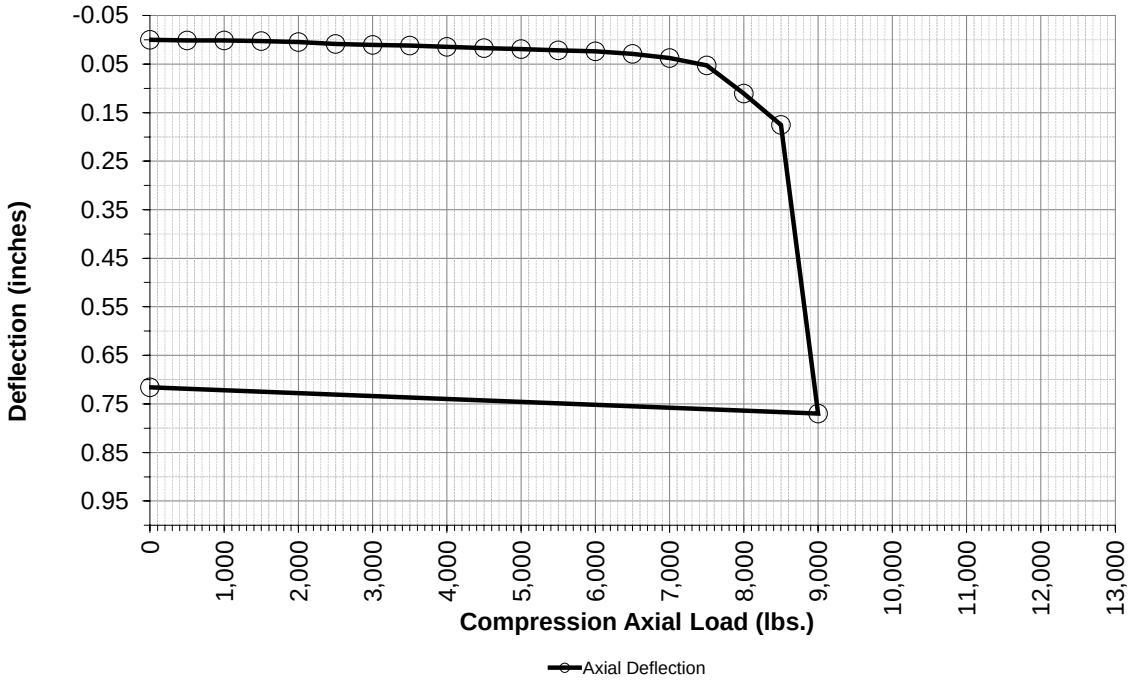

Compression Load Test Result for PLT-74C

Project Information

Project Name:	Darden Solar
Project Location:	Cantua Creek, CA
Project Number:	60225172

Axial Load Test Set Up

Number of Gauges:	2
Height of Gauges [in]:	6
Load Cell:	OHAUS 10Ton

Test Date and Representative

Tested By Terracon Rep:	AS
Date Tested:	7/27/2023

Pile Information

Pile ID:	PLT-74C
Latitude [deg.]:	36.45634
Longitude [deg.]:	-120.21400
Pile Type:	W6X9
Pile Embedment Depth [in.]:	72
Pile Diameter [in.]:	5.9
Pile Stick-Up [in.]:	24
Axial Design Load [lbs.]:	13,000
Pile Area [sq. in.]:	2.68
Elastic Modulus [ksi.]:	29,000
Drive Time [sec.]:	26

Compression Test Results

% of Design Load	Axial Load [lbs.]	Deflection Δ (in.) Gauges #1 & #2	Comments
0%	0	0.000	
4%	500	0.000	
8%	1,000	0.000	
12%	1,500	0.000	
15%	2,000	0.003	
19%	2,500	0.003	
23%	3,000	0.002	
27%	3,500	0.002	
31%	4,000	0.003	
35%	4,500	0.003	
38%	5,000	0.004	
42%	5,500	0.005	
46%	6,000	0.006	
50%	6,500	0.009	
54%	7,000	0.013	
58%	7,500	0.022	
62%	8,000	0.044	
65%	8,500	0.772	
69%	9,000		
73%	9,500		
77%	10,000		
81%	10,500		
85%	11,000		
88%	11,500		
92%	12,000		
96%	12,500		
100%	13,000		
0%	0	0.750	

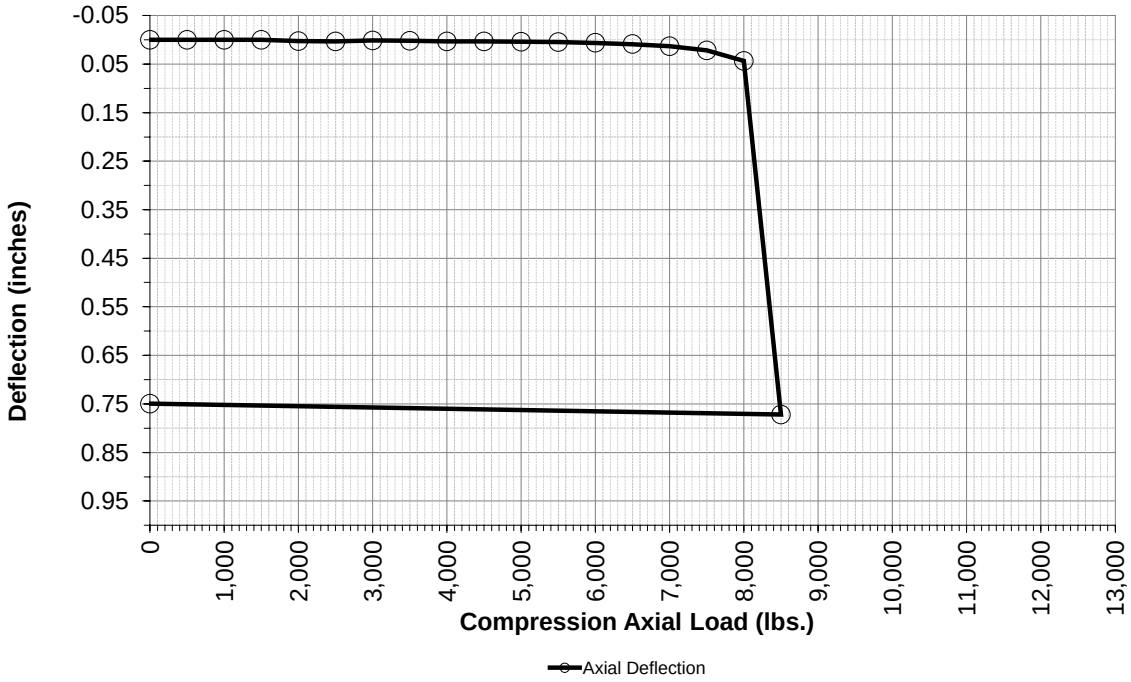

Compression Load Test Result for PLT-75C

Project Information

Project Name:	Darden Solar
Project Location:	Cantua Creek, CA
Project Number:	60225172

Axial Load Test Set Up

Number of Gauges:	2
Height of Gauges [in]:	6
Load Cell:	OHAUS 10Ton

Test Date and Representative

Tested By Terracon Rep:	AS
Date Tested:	7/27/2023

Pile Information

Pile ID:	PLT-75C
Latitude [deg.]:	36.45615
Longitude [deg.]:	-120.22628
Pile Type:	W6X9
Pile Embedment Depth [in.]:	84
Pile Diameter [in.]:	5.9
Pile Stick-Up [in.]:	24
Axial Design Load [lbs.]:	13,000
Pile Area [sq. in.]:	2.68
Elastic Modulus [ksi.]:	29,000
Drive Time [sec.]:	26

Compression Test Results

% of Design Load	Axial Load [lbs.]	Deflection Δ (in.) Gauges #1 & #2	Comments
0%	0	0.000	
4%	500	0.000	
8%	1,000	0.001	
12%	1,500	0.001	
15%	2,000	0.002	
19%	2,500	0.002	
23%	3,000	0.003	
27%	3,500	0.003	
31%	4,000	0.004	
35%	4,500	0.005	
38%	5,000	0.006	
42%	5,500	0.007	
46%	6,000	0.009	
50%	6,500	0.011	
54%	7,000	0.014	
58%	7,500	0.017	
62%	8,000	0.021	
65%	8,500	0.025	
69%	9,000	0.028	
73%	9,500	0.034	
77%	10,000	0.038	
81%	10,500	0.047	
85%	11,000	0.060	
88%	11,500	0.074	
92%	12,000	0.117	
96%	12,500	0.750	
100%	13,000		
0%	0	0.710	

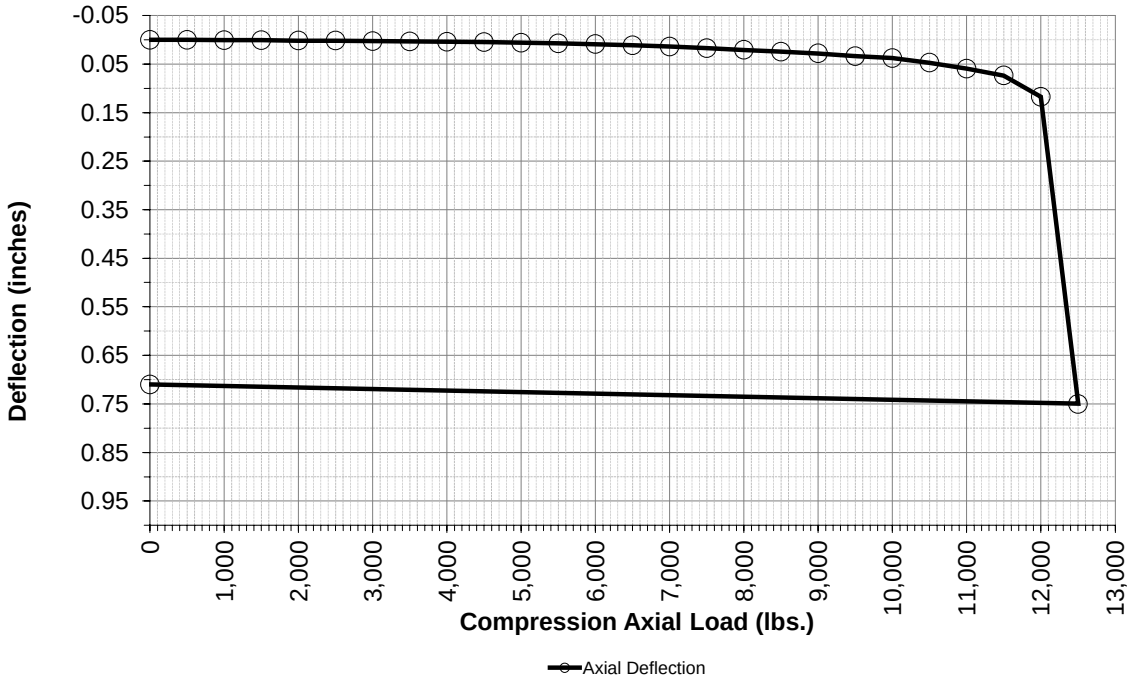

Compression Load Test Result for PLT-76C

Project Information

Project Name:	Darden Solar
Project Location:	Cantua Creek, CA
Project Number:	60225172

Axial Load Test Set Up

Number of Gauges:	2
Height of Gauges [in]:	6
Load Cell:	OHAUS 10Ton

Test Date and Representative

Tested By Terracon Rep:	AS
Date Tested:	4/4/2023

Pile Information

Pile ID:	PLT-76C
Latitude [deg.]:	36.44808
Longitude [deg.]:	-120.22734
Pile Type:	W6X9
Pile Embedment Depth [in.]:	60
Pile Diameter [in.]:	5.9
Pile Stick-Up [in.]:	24
Axial Design Load [lbs.]:	13,000
Pile Area [sq. in.]:	2.68
Elastic Modulus [ksi.]:	29,000
Drive Time [sec.]:	27

Compression Test Results

% of Design Load	Axial Load [lbs.]	Deflection Δ (in.) Gauges #1 & #2	Comments
0%	0	0.000	
4%	500	0.001	
8%	1,000	0.001	
12%	1,500	0.002	
15%	2,000	0.003	
19%	2,500	0.004	
23%	3,000	0.006	
27%	3,500	0.008	
31%	4,000	0.010	
35%	4,500	0.011	
38%	5,000	0.013	
42%	5,500	0.015	
46%	6,000	0.018	
50%	6,500	0.020	
54%	7,000	0.023	
58%	7,500	0.029	
62%	8,000	0.031	
65%	8,500	0.035	
69%	9,000	0.041	
73%	9,500	0.055	
77%	10,000	0.080	
81%	10,500	0.115	
85%	11,000	0.767	
88%	11,500		
92%	12,000		
96%	12,500		
100%	13,000		
0%	0	0.714	

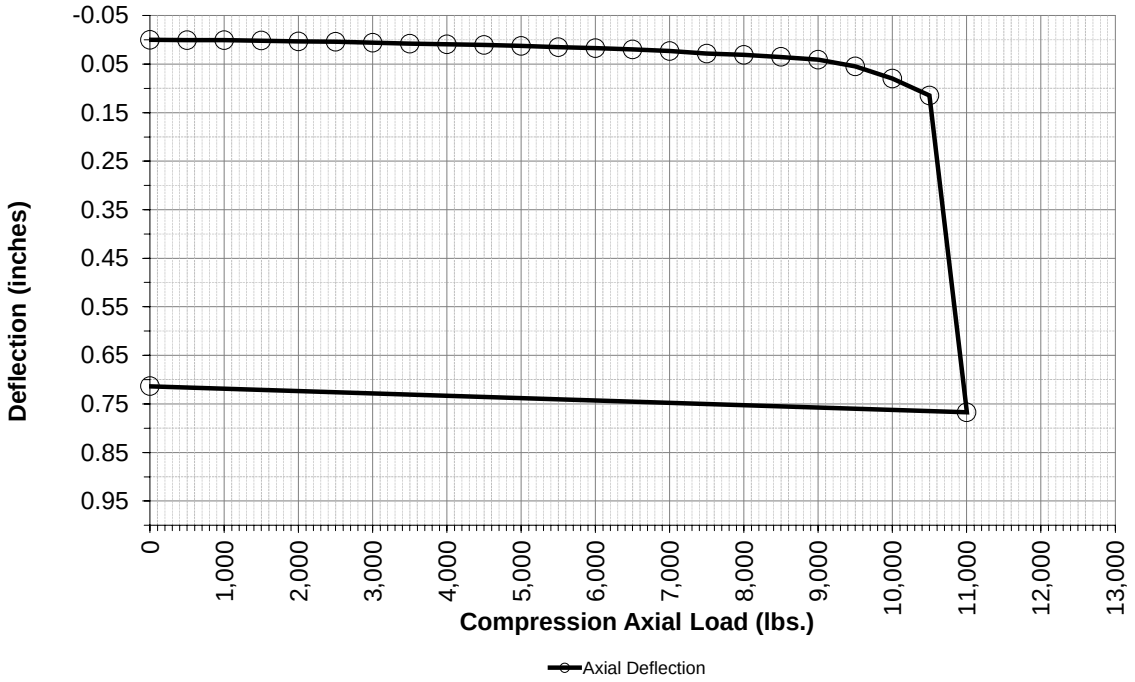

Compression Load Test Result for PLT-78C

Project Information

Project Name:	Darden Solar
Project Location:	Cantua Creek, CA
Project Number:	60225172

Axial Load Test Set Up

Number of Gauges:	2
Height of Gauges [in]:	6
Load Cell:	OHAUS 10Ton

Test Date and Representative

Tested By Terracon Rep:	JB
Date Tested:	7/27/2023

Pile Information

Pile ID:	PLT-78C
Latitude [deg.]:	36.45780
Longitude [deg.]:	-120.17177
Pile Type:	W6X9
Pile Embedment Depth [in.]:	84
Pile Diameter [in.]:	5.9
Pile Stick-Up [in.]:	24
Axial Design Load [lbs.]:	13,000
Pile Area [sq. in.]:	2.68
Elastic Modulus [ksi.]:	29,000
Drive Time [sec.]:	26

Compression Test Results

% of Design Load	Axial Load [lbs.]	Deflection Δ (in.) Gauges #1 & #2	Comments
0%	0	0.000	
4%	500	0.001	
8%	1,000	0.001	
12%	1,500	0.002	
15%	2,000	0.004	
19%	2,500	0.005	
23%	3,000	0.007	
27%	3,500	0.009	
31%	4,000	0.011	
35%	4,500	0.014	
38%	5,000	0.018	
42%	5,500	0.024	
46%	6,000	0.030	
50%	6,500	0.042	
54%	7,000	0.055	
58%	7,500	0.137	
62%	8,000	0.754	
65%	8,500		
69%	9,000		
73%	9,500		
77%	10,000		
81%	10,500		
85%	11,000		
88%	11,500		
92%	12,000		
96%	12,500		
100%	13,000		
0%	0	0.721	

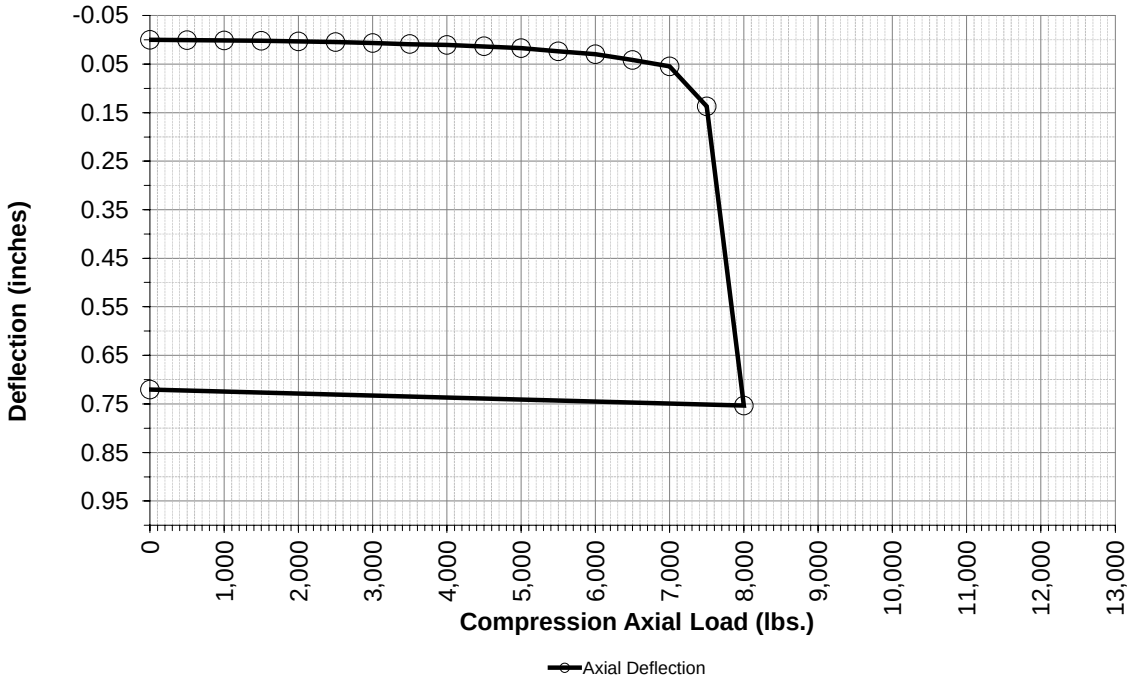

Compression Load Test Result for PLT-79C

Project Information

Project Name:	Darden Solar
Project Location:	Cantua Creek, CA
Project Number:	60225172

Axial Load Test Set Up

Number of Gauges:	2
Height of Gauges [in]:	6
Load Cell:	OHAUS 10Ton

Test Date and Representative

Tested By Terracon Rep:	JB
Date Tested:	6/20/2023

Pile Information

Pile ID:	PLT-79C
Latitude [deg.]:	36.45016
Longitude [deg.]:	-120.17706
Pile Type:	W6X9
Pile Embedment Depth [in.]:	60
Pile Diameter [in.]:	5.9
Pile Stick-Up [in.]:	24
Axial Design Load [lbs.]:	13,000
Pile Area [sq. in.]:	2.68
Elastic Modulus [ksi.]:	29,000
Drive Time [sec.]:	20

Compression Test Results

% of Design Load	Axial Load [lbs.]	Deflection Δ (in.) Gauges #1 & #2	Comments
0%	0	0.000	
4%	500	0.001	
8%	1,000	0.003	
12%	1,500	0.004	
15%	2,000	0.006	
19%	2,500	0.008	
23%	3,000	0.010	
27%	3,500	0.012	
31%	4,000	0.012	
35%	4,500	0.015	
38%	5,000	0.017	
42%	5,500	0.020	
46%	6,000	0.023	
50%	6,500	0.029	
54%	7,000	0.034	
58%	7,500	0.039	
62%	8,000	0.042	
65%	8,500	0.057	
69%	9,000	0.062	
73%	9,500	0.068	
77%	10,000	0.080	
81%	10,500	0.088	
85%	11,000	0.101	
88%	11,500	0.108	
92%	12,000	0.120	
96%	12,500	0.203	
100%	13,000	0.748	
0%	0	0.727	

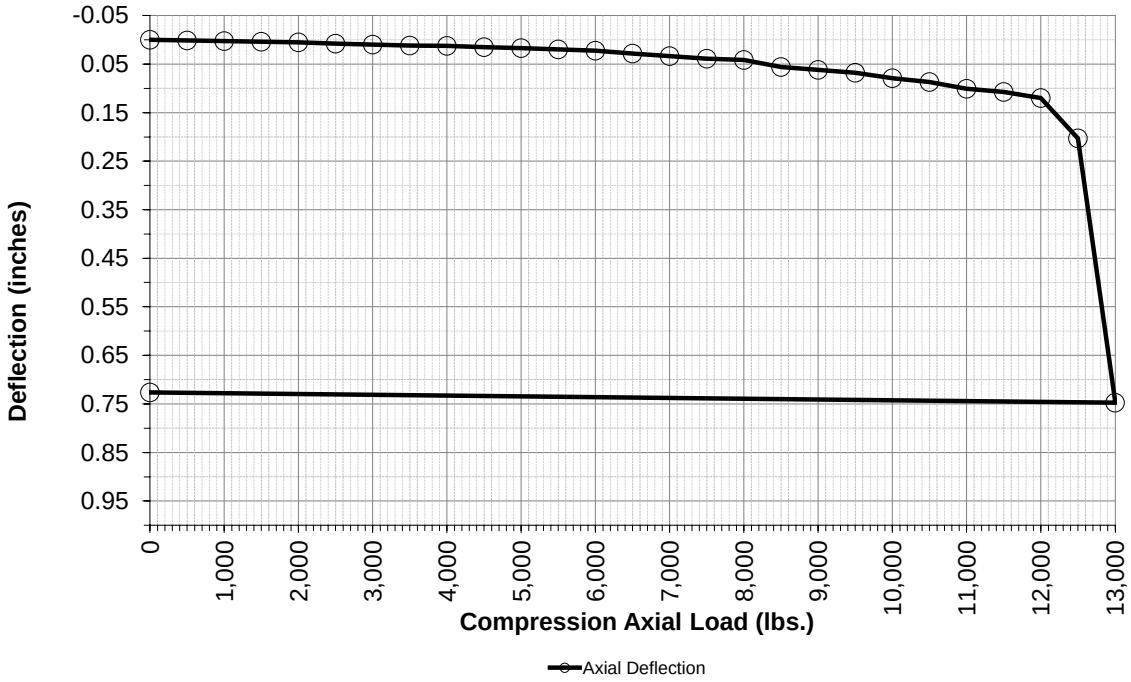

Compression Load Test Result for PLT-80C

Project Information

Project Name:	Darden Solar
Project Location:	Cantua Creek, CA
Project Number:	60225172

Axial Load Test Set Up

Number of Gauges:	2
Height of Gauges [in]:	6
Load Cell:	OHAUS 10Ton

Test Date and Representative

Tested By Terracon Rep:	JB
Date Tested:	7/27/2023

Pile Information

Pile ID:	PLT-80C
Latitude [deg.]:	36.45779
Longitude [deg.]:	-120.15781
Pile Type:	W6X9
Pile Embedment Depth [in.]:	72
Pile Diameter [in.]:	5.9
Pile Stick-Up [in.]:	24
Axial Design Load [lbs.]:	13,000
Pile Area [sq. in.]:	2.68
Elastic Modulus [ksi.]:	29,000
Drive Time [sec.]:	25

Compression Test Results

% of Design Load	Axial Load [lbs.]	Deflection Δ (in.) Gauges #1 & #2	Comments
0%	0	0.000	
4%	500	0.000	
8%	1,000	0.000	
12%	1,500	0.000	
15%	2,000	0.000	
19%	2,500	0.000	
23%	3,000	0.000	
27%	3,500	0.002	
31%	4,000	0.002	
35%	4,500	0.004	
38%	5,000	0.006	
42%	5,500	0.009	
46%	6,000	0.011	
50%	6,500	0.014	
54%	7,000	0.018	
58%	7,500	0.021	
62%	8,000	0.025	
65%	8,500	0.030	
69%	9,000	0.033	
73%	9,500	0.042	
77%	10,000	0.047	
81%	10,500	0.053	
85%	11,000	0.059	
88%	11,500	0.066	
92%	12,000	0.072	
96%	12,500	0.079	
100%	13,000	0.089	
0%	0	0.037	

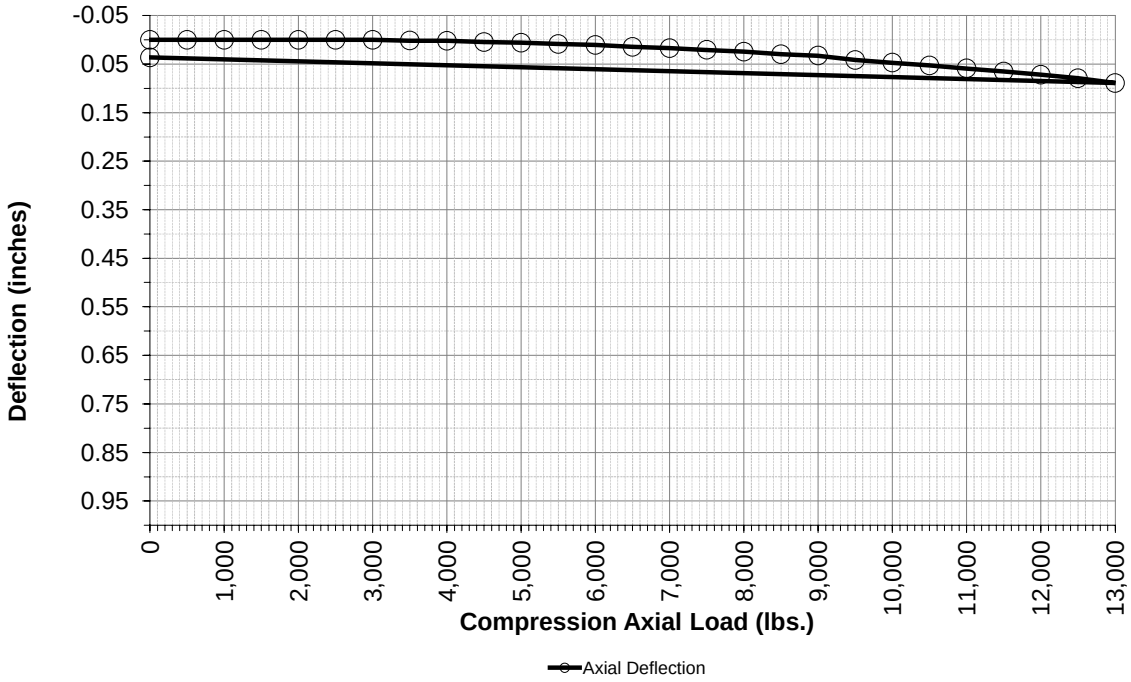

Compression Load Test Result for PLT-81C

Project Information

Project Name:	Darden Solar
Project Location:	Cantua Creek, CA
Project Number:	60225172

Axial Load Test Set Up

Number of Gauges:	2
Height of Gauges [in]:	6
Load Cell:	OHAUS 10Ton

Test Date and Representative

Tested By Terracon Rep:	JB
Date Tested:	7/26/2023

Pile Information

Pile ID:	PLT-81C
Latitude [deg.]:	36.46021
Longitude [deg.]:	-120.18174
Pile Type:	W6X9
Pile Embedment Depth [in.]:	84
Pile Diameter [in.]:	5.9
Pile Stick-Up [in.]:	24
Axial Design Load [lbs.]:	13,000
Pile Area [sq. in.]:	2.68
Elastic Modulus [ksi.]:	29,000
Drive Time [sec.]:	35

Compression Test Results

% of Design Load	Axial Load [lbs.]	Deflection Δ (in.) Gauges #1 & #2	Comments
0%	0	0.000	
4%	500	0.001	
8%	1,000	0.001	
12%	1,500	0.002	
15%	2,000	0.003	
19%	2,500	0.005	
23%	3,000	0.006	
27%	3,500	0.007	
31%	4,000	0.008	
35%	4,500	0.010	
38%	5,000	0.011	
42%	5,500	0.013	
46%	6,000	0.014	
50%	6,500	0.015	
54%	7,000	0.016	
58%	7,500	0.018	
62%	8,000	0.019	
65%	8,500	0.021	
69%	9,000	0.023	
73%	9,500	0.027	
77%	10,000	0.031	
81%	10,500	0.037	
85%	11,000	0.045	
88%	11,500	0.055	
92%	12,000	0.074	
96%	12,500	0.121	
100%	13,000	0.748	
0%	0	0.730	

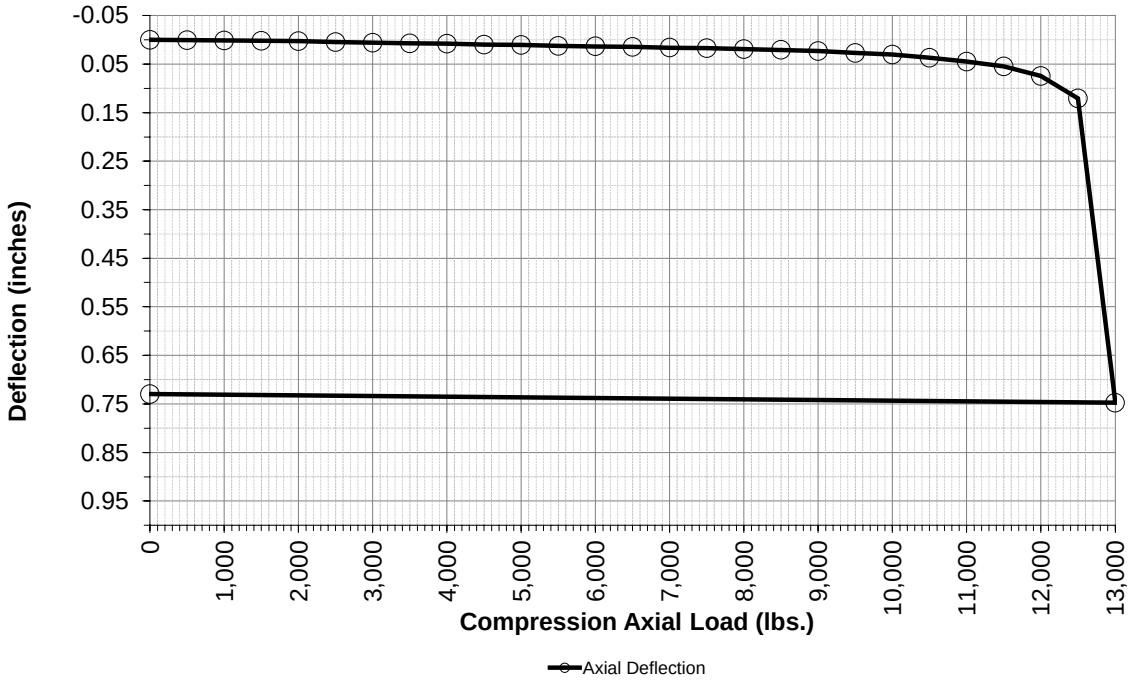

Compression Load Test Result for PLT-82C

Project Information

Project Name:	Darden Solar
Project Location:	Cantua Creek, CA
Project Number:	60225172

Axial Load Test Set Up

Number of Gauges:	2
Height of Gauges [in]:	6
Load Cell:	OHAUS 10Ton

Test Date and Representative

Tested By Terracon Rep:	JB
Date Tested:	7/27/2023

Pile Information

Pile ID:	PLT-82C
Latitude [deg.]:	36.44473
Longitude [deg.]:	-120.15783
Pile Type:	W6X9
Pile Embedment Depth [in.]:	60
Pile Diameter [in.]:	5.9
Pile Stick-Up [in.]:	24
Axial Design Load [lbs.]:	13,000
Pile Area [sq. in.]:	2.68
Elastic Modulus [ksi.]:	29,000
Drive Time [sec.]:	16

Compression Test Results

% of Design Load	Axial Load [lbs.]	Deflection Δ (in.) Gauges #1 & #2	Comments
0%	0	0.000	
4%	500	0.000	
8%	1,000	0.001	
12%	1,500	0.002	
15%	2,000	0.003	
19%	2,500	0.005	
23%	3,000	0.008	
27%	3,500	0.010	
31%	4,000	0.013	
35%	4,500	0.018	
38%	5,000	0.021	
42%	5,500	0.026	
46%	6,000	0.033	
50%	6,500	0.047	
54%	7,000	0.049	
58%	7,500	0.068	
62%	8,000	0.117	
65%	8,500	0.208	
69%	9,000	0.751	
73%	9,500		
77%	10,000		
81%	10,500		
85%	11,000		
88%	11,500		
92%	12,000		
96%	12,500		
100%	13,000		
0%	0	0.678	

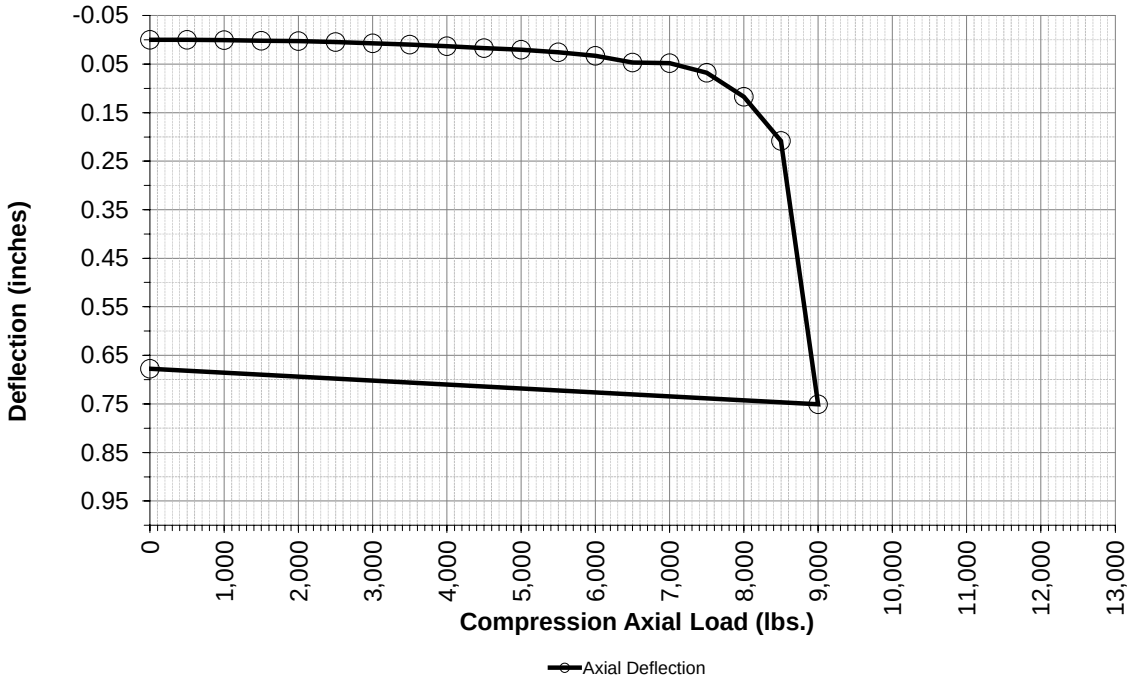

Compression Load Test Result for PLT-83C

Project Information

Project Name:	Darden Solar
Project Location:	Cantua Creek, CA
Project Number:	60225172

Axial Load Test Set Up

Number of Gauges:	2
Height of Gauges [in]:	6
Load Cell:	OHAUS 10Ton

Test Date and Representative

Tested By Terracon Rep:	JB
Date Tested:	7/27/2023

Pile Information

Pile ID:	PLT-83C
Latitude [deg.]:	36.45242
Longitude [deg.]:	-120.16449
Pile Type:	W6X9
Pile Embedment Depth [in.]:	72
Pile Diameter [in.]:	5.9
Pile Stick-Up [in.]:	24
Axial Design Load [lbs.]:	13,000
Pile Area [sq. in.]:	2.68
Elastic Modulus [ksi.]:	29,000
Drive Time [sec.]:	27

Compression Test Results

% of Design Load	Axial Load [lbs.]	Deflection Δ (in.) Gauges #1 & #2	Comments
0%	0	0.000	
4%	500	0.000	
8%	1,000	0.000	
12%	1,500	0.000	
15%	2,000	0.000	
19%	2,500	0.000	
23%	3,000	0.000	
27%	3,500	0.000	
31%	4,000	0.001	
35%	4,500	0.002	
38%	5,000	0.003	
42%	5,500	0.005	
46%	6,000	0.008	
50%	6,500	0.011	
54%	7,000	0.014	
58%	7,500	0.017	
62%	8,000	0.020	
65%	8,500	0.025	
69%	9,000	0.028	
73%	9,500	0.035	
77%	10,000	0.041	
81%	10,500	0.048	
85%	11,000	0.054	
88%	11,500	0.066	
92%	12,000	0.079	
96%	12,500	0.100	
100%	13,000	0.754	
0%	0	0.563	

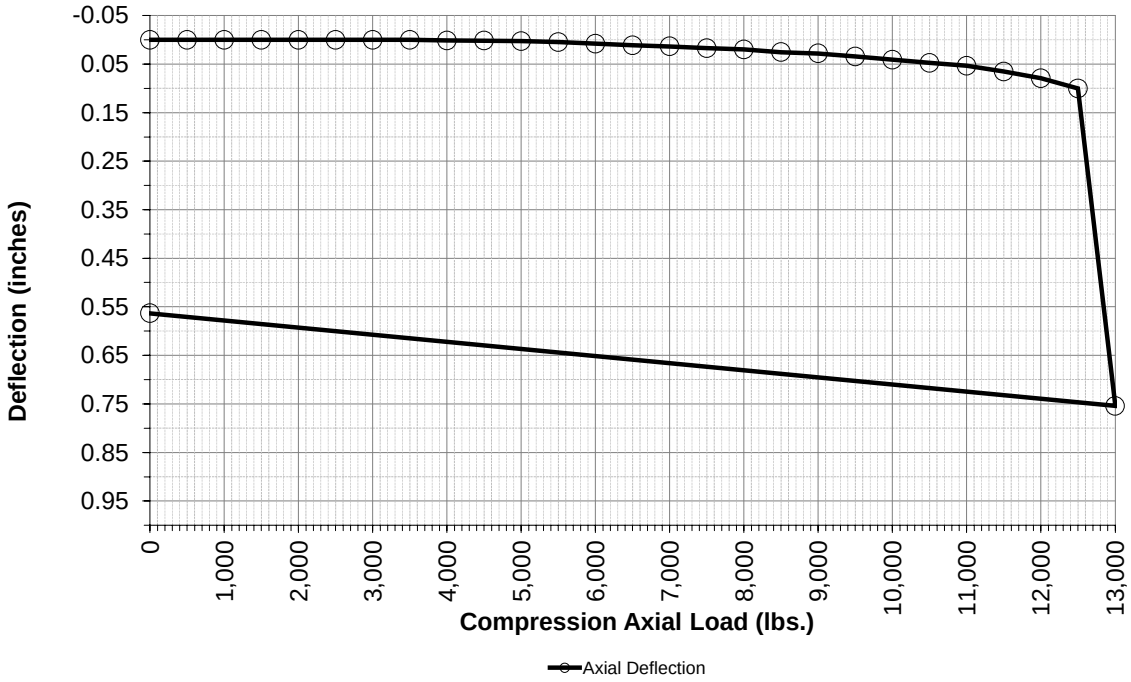

Compression Load Test Result for PLT-84C

Project Information

Project Name:	Darden Solar
Project Location:	Cantua Creek, CA
Project Number:	60225172

Axial Load Test Set Up

Number of Gauges:	2
Height of Gauges [in]:	6
Load Cell:	OHAUS 10Ton

Test Date and Representative

Tested By Terracon Rep:	JB
Date Tested:	7/27/2023

Pile Information

Pile ID:	PLT-84C
Latitude [deg.]:	36.44584
Longitude [deg.]:	-120.16648
Pile Type:	W6X9
Pile Embedment Depth [in.]:	84
Pile Diameter [in.]:	5.9
Pile Stick-Up [in.]:	24
Axial Design Load [lbs.]:	13,000
Pile Area [sq. in.]:	2.68
Elastic Modulus [ksi.]:	29,000
Drive Time [sec.]:	22

Compression Test Results

% of Design Load	Axial Load [lbs.]	Deflection Δ (in.) Gauges #1 & #2	Comments
0%	0	0.000	
4%	500	0.001	
8%	1,000	0.004	
12%	1,500	0.006	
15%	2,000	0.008	
19%	2,500	0.011	
23%	3,000	0.014	
27%	3,500	0.018	
31%	4,000	0.021	
35%	4,500	0.026	
38%	5,000	0.036	
42%	5,500	0.049	
46%	6,000	0.113	
50%	6,500	0.759	
54%	7,000		
58%	7,500		
62%	8,000		
65%	8,500		
69%	9,000		
73%	9,500		
77%	10,000		
81%	10,500		
85%	11,000		
88%	11,500		
92%	12,000		
96%	12,500		
100%	13,000		
0%	0	0.725	

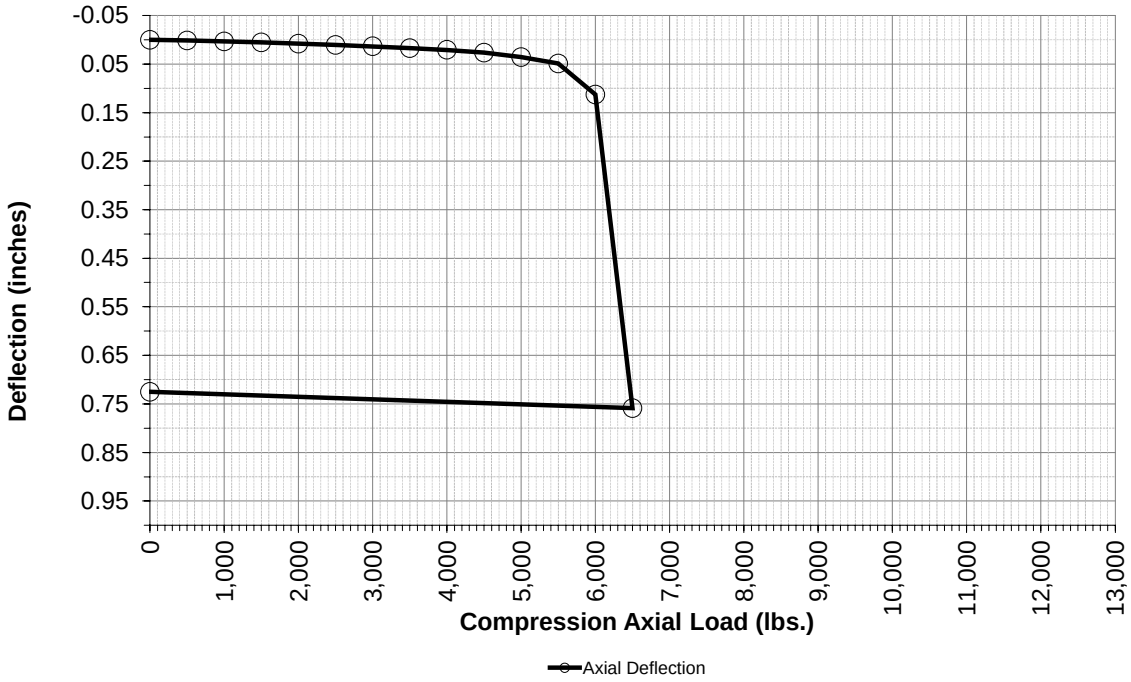

Compression Load Test Result for PLT-85C

Project Information

Project Name:	Darden Solar
Project Location:	Cantua Creek, CA
Project Number:	60225172

Axial Load Test Set Up

Number of Gauges:	2
Height of Gauges [in]:	6
Load Cell:	OHAUS 10Ton

Test Date and Representative

Tested By Terracon Rep:	JB
Date Tested:	8/1/2023

Pile Information

Pile ID:	PLT-85C
Latitude [deg.]:	36.45141
Longitude [deg.]:	-120.24353
Pile Type:	W6X9
Pile Embedment Depth [in.]:	60
Pile Diameter [in.]:	5.9
Pile Stick-Up [in.]:	24
Axial Design Load [lbs.]:	13,000
Pile Area [sq. in.]:	2.68
Elastic Modulus [ksi.]:	29,000
Drive Time [sec.]:	14

Compression Test Results

% of Design Load	Axial Load [lbs.]	Deflection Δ (in.) Gauges #1 & #2	Comments
0%	0	0.000	
4%	500	0.001	
8%	1,000	0.001	
12%	1,500	0.002	
15%	2,000	0.004	
19%	2,500	0.006	
23%	3,000	0.009	
27%	3,500	0.012	
31%	4,000	0.016	
35%	4,500	0.023	
38%	5,000	0.031	
42%	5,500	0.045	
46%	6,000	0.063	
50%	6,500	0.760	
54%	7,000		
58%	7,500		
62%	8,000		
65%	8,500		
69%	9,000		
73%	9,500		
77%	10,000		
81%	10,500		
85%	11,000		
88%	11,500		
92%	12,000		
96%	12,500		
100%	13,000		
0%	0	0.724	

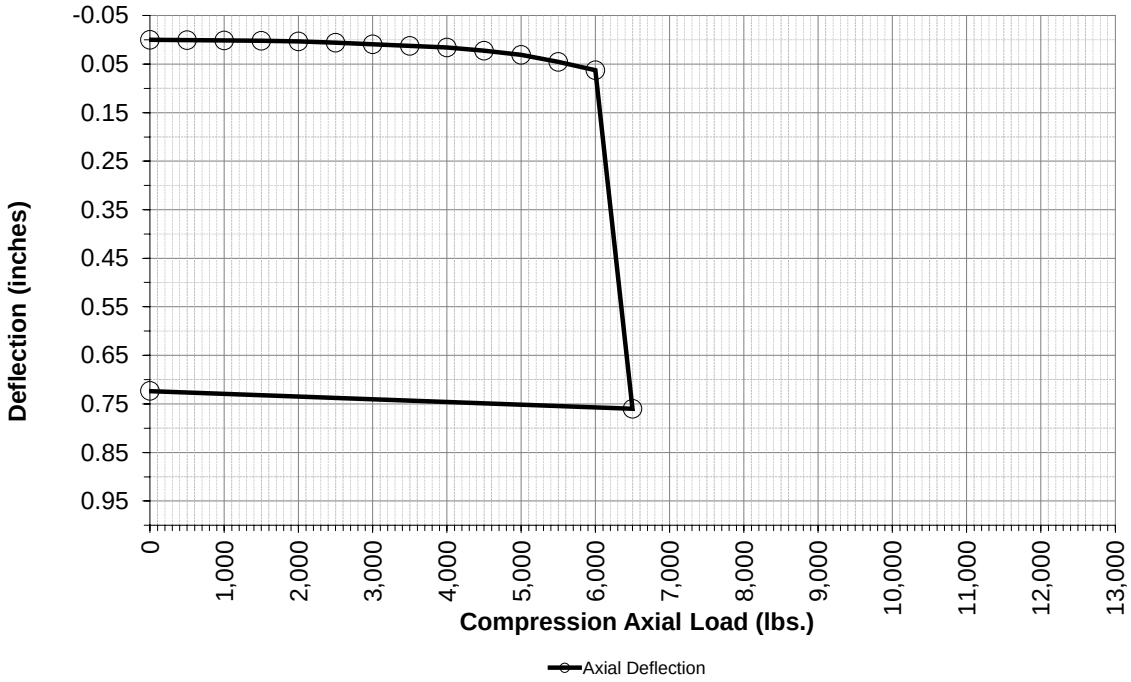

Compression Load Test Result for PLT-86C

Project Information

Project Name:	Darden Solar
Project Location:	Cantua Creek, CA
Project Number:	60225172

Axial Load Test Set Up

Number of Gauges:	2
Height of Gauges [in]:	6
Load Cell:	OHAUS 10Ton

Test Date and Representative

Tested By Terracon Rep:	JB
Date Tested:	8/1/2023

Pile Information

Pile ID:	PLT-86C
Latitude [deg.]:	36.44454
Longitude [deg.]:	-120.24599
Pile Type:	W6X9
Pile Embedment Depth [in.]:	72
Pile Diameter [in.]:	5.9
Pile Stick-Up [in.]:	24
Axial Design Load [lbs.]:	13,000
Pile Area [sq. in.]:	2.68
Elastic Modulus [ksi.]:	29,000
Drive Time [sec.]:	21

Compression Test Results

% of Design Load	Axial Load [lbs.]	Deflection Δ (in.) Gauges #1 & #2	Comments
0%	0	0.000	
4%	500	0.003	
8%	1,000	0.001	
12%	1,500	0.003	
15%	2,000	0.004	
19%	2,500	0.005	
23%	3,000	0.008	
27%	3,500	0.011	
31%	4,000	0.015	
35%	4,500	0.021	
38%	5,000	0.028	
42%	5,500	0.038	
46%	6,000	0.052	
50%	6,500	0.092	
54%	7,000	0.754	
58%	7,500		
62%	8,000		
65%	8,500		
69%	9,000		
73%	9,500		
77%	10,000		
81%	10,500		
85%	11,000		
88%	11,500		
92%	12,000		
96%	12,500		
100%	13,000		
0%	0	0.717	

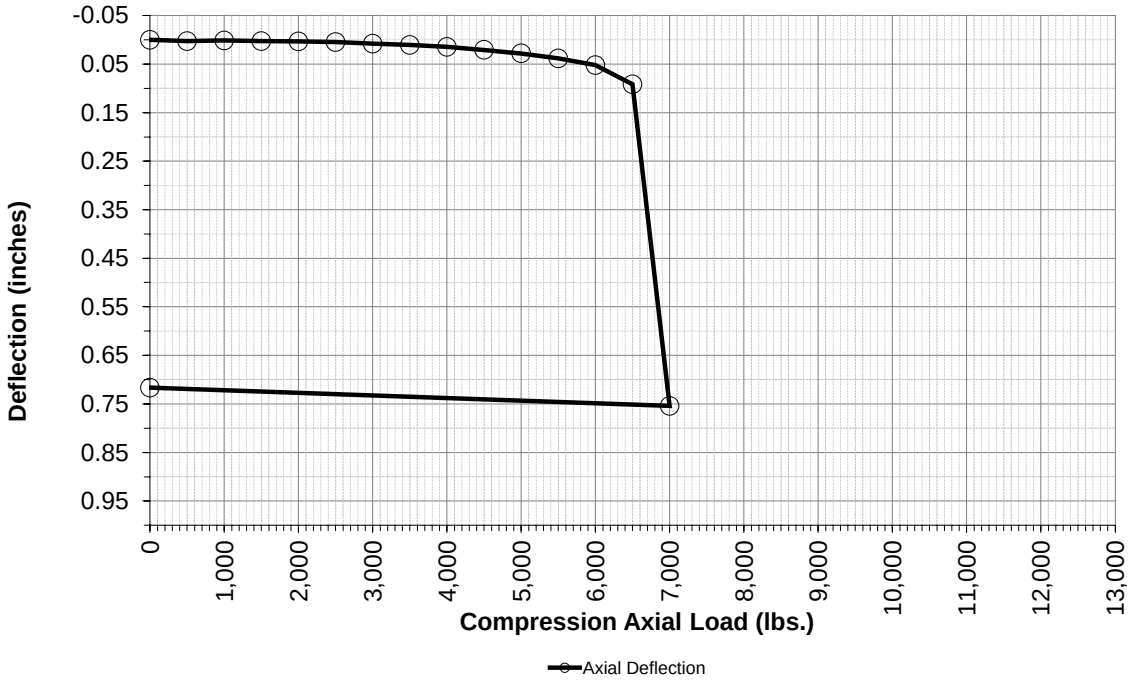

Compression Load Test Result for PLT-87C

Project Information

Project Name:	Darden Solar
Project Location:	Cantua Creek, CA
Project Number:	60225172

Axial Load Test Set Up

Number of Gauges:	2
Height of Gauges [in]:	6
Load Cell:	OHAUS 10Ton

Test Date and Representative

Tested By Terracon Rep:	JB
Date Tested:	8/1/2023

Pile Information

Pile ID:	PLT-87C
Latitude [deg.]:	36.44267
Longitude [deg.]:	-120.23919
Pile Type:	W6X9
Pile Embedment Depth [in.]:	84
Pile Diameter [in.]:	5.9
Pile Stick-Up [in.]:	24
Axial Design Load [lbs.]:	13,000
Pile Area [sq. in.]:	2.68
Elastic Modulus [ksi.]:	29,000
Drive Time [sec.]:	26

Compression Test Results

% of Design Load	Axial Load [lbs.]	Deflection Δ (in.) Gauges #1 & #2	Comments
0%	0	0.000	
4%	500	0.003	
8%	1,000	0.002	
12%	1,500	0.004	
15%	2,000	0.005	
19%	2,500	0.007	
23%	3,000	0.009	
27%	3,500	0.011	
31%	4,000	0.012	
35%	4,500	0.015	
38%	5,000	0.018	
42%	5,500	0.020	
46%	6,000	0.022	
50%	6,500	0.025	
54%	7,000	0.027	
58%	7,500	0.030	
62%	8,000	0.033	
65%	8,500	0.037	
69%	9,000	0.042	
73%	9,500	0.049	
77%	10,000	0.056	
81%	10,500	0.065	
85%	11,000	0.079	
88%	11,500	0.111	
92%	12,000	0.184	
96%	12,500	0.774	
100%	13,000		
0%	0	0.724	

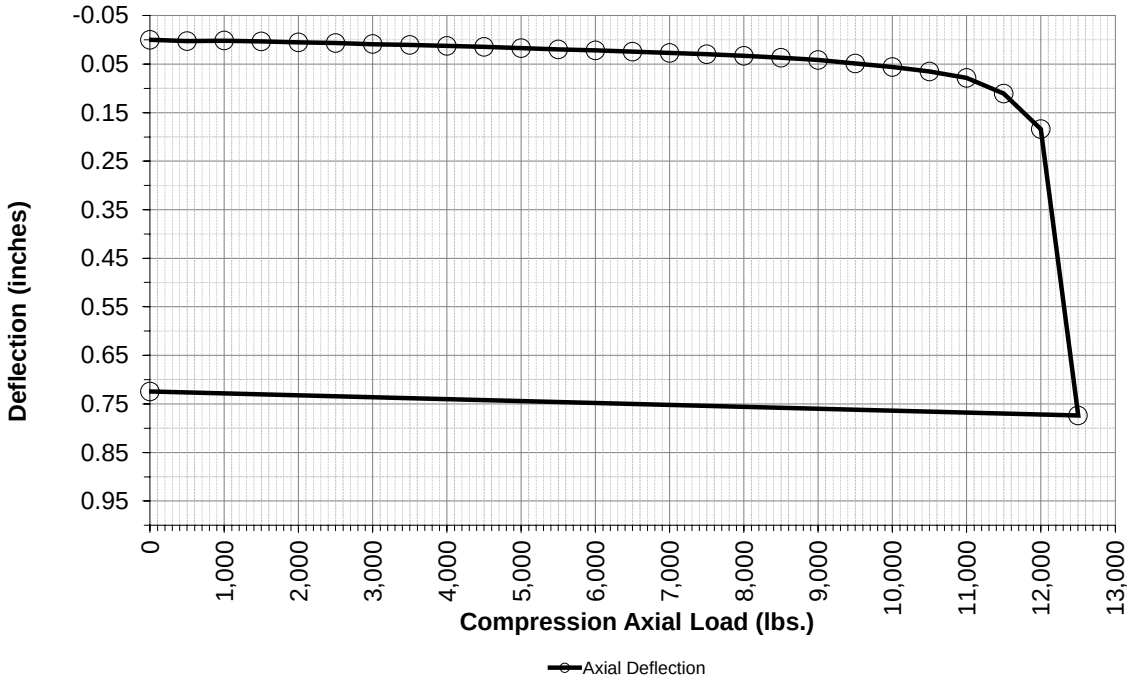

Compression Load Test Result for PLT-88C

Project Information

Project Name:	Darden Solar
Project Location:	Cantua Creek, CA
Project Number:	60225172

Axial Load Test Set Up

Number of Gauges:	2
Height of Gauges [in]:	6
Load Cell:	OHAUS 10Ton

Test Date and Representative

Tested By Terracon Rep:	JB
Date Tested:	8/1/2023

Pile Information

Pile ID:	PLT-88C
Latitude [deg.]:	36.43724
Longitude [deg.]:	-120.24645
Pile Type:	W6X9
Pile Embedment Depth [in.]:	60
Pile Diameter [in.]:	5.9
Pile Stick-Up [in.]:	24
Axial Design Load [lbs.]:	13,000
Pile Area [sq. in.]:	2.68
Elastic Modulus [ksi.]:	29,000
Drive Time [sec.]:	17

Compression Test Results

% of Design Load	Axial Load [lbs.]	Deflection Δ (in.) Gauges #1 & #2	Comments
0%	0	0.000	
4%	500	0.001	
8%	1,000	0.003	
12%	1,500	0.004	
15%	2,000	0.008	
19%	2,500	0.012	
23%	3,000	0.017	
27%	3,500	0.021	
31%	4,000	0.023	
35%	4,500	0.028	
38%	5,000	0.036	
42%	5,500	0.061	
46%	6,000	0.139	
50%	6,500	0.757	
54%	7,000		
58%	7,500		
62%	8,000		
65%	8,500		
69%	9,000		
73%	9,500		
77%	10,000		
81%	10,500		
85%	11,000		
88%	11,500		
92%	12,000		
96%	12,500		
100%	13,000		
0%	0	0.720	

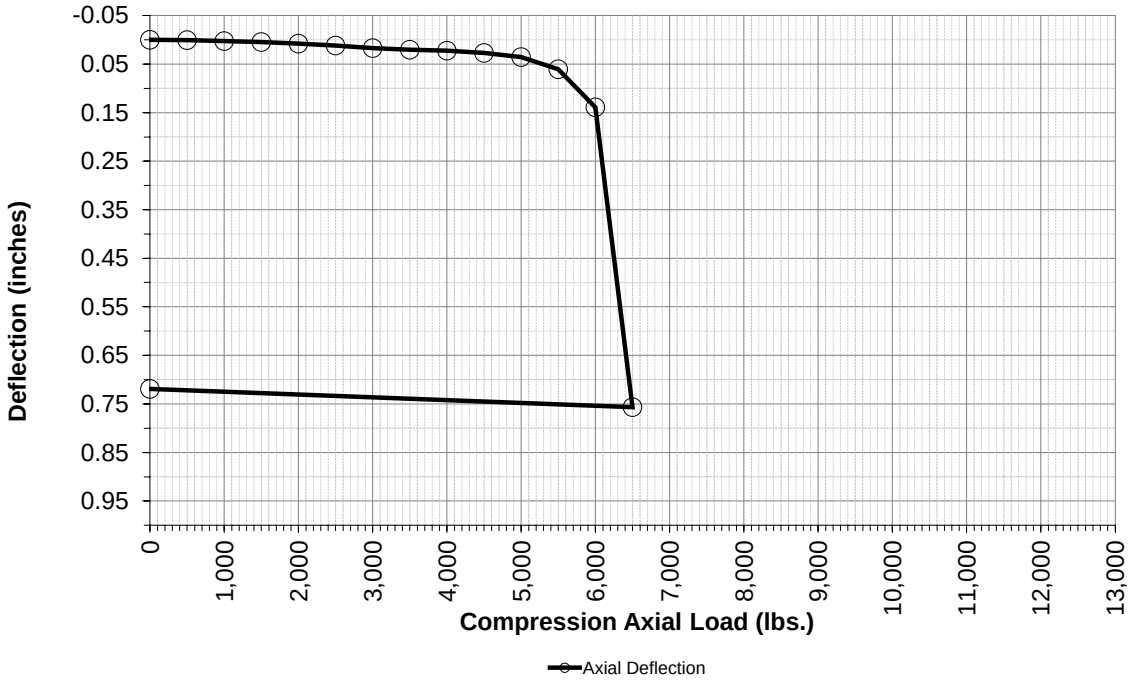

Compression Load Test Result for PLT-89C

Project Information

Project Name:	Darden Solar
Project Location:	Cantua Creek, CA
Project Number:	60225172

Axial Load Test Set Up

Number of Gauges:	2
Height of Gauges [in]:	6
Load Cell:	OHAUS 10Ton

Test Date and Representative

Tested By Terracon Rep:	JB
Date Tested:	8/1/2023

Pile Information

Pile ID:	PLT-89C
Latitude [deg.]:	36.44094
Longitude [deg.]:	-120.24672
Pile Type:	W6X9
Pile Embedment Depth [in.]:	60
Pile Diameter [in.]:	5.9
Pile Stick-Up [in.]:	24
Axial Design Load [lbs.]:	13,000
Pile Area [sq. in.]:	2.68
Elastic Modulus [ksi.]:	29,000
Drive Time [sec.]:	14

Compression Test Results

% of Design Load	Axial Load [lbs.]	Deflection Δ (in.) Gauges #1 & #2	Comments
0%	0	0.000	
4%	500	0.001	
8%	1,000	0.001	
12%	1,500	0.003	
15%	2,000	0.005	
19%	2,500	0.006	
23%	3,000	0.007	
27%	3,500	0.009	
31%	4,000	0.011	
35%	4,500	0.016	
38%	5,000	0.017	
42%	5,500	0.020	
46%	6,000	0.036	
50%	6,500	0.044	
54%	7,000	0.064	
58%	7,500	0.175	
62%	8,000	0.763	
65%	8,500		
69%	9,000		
73%	9,500		
77%	10,000		
81%	10,500		
85%	11,000		
88%	11,500		
92%	12,000		
96%	12,500		
100%	13,000		
0%	0	0.726	

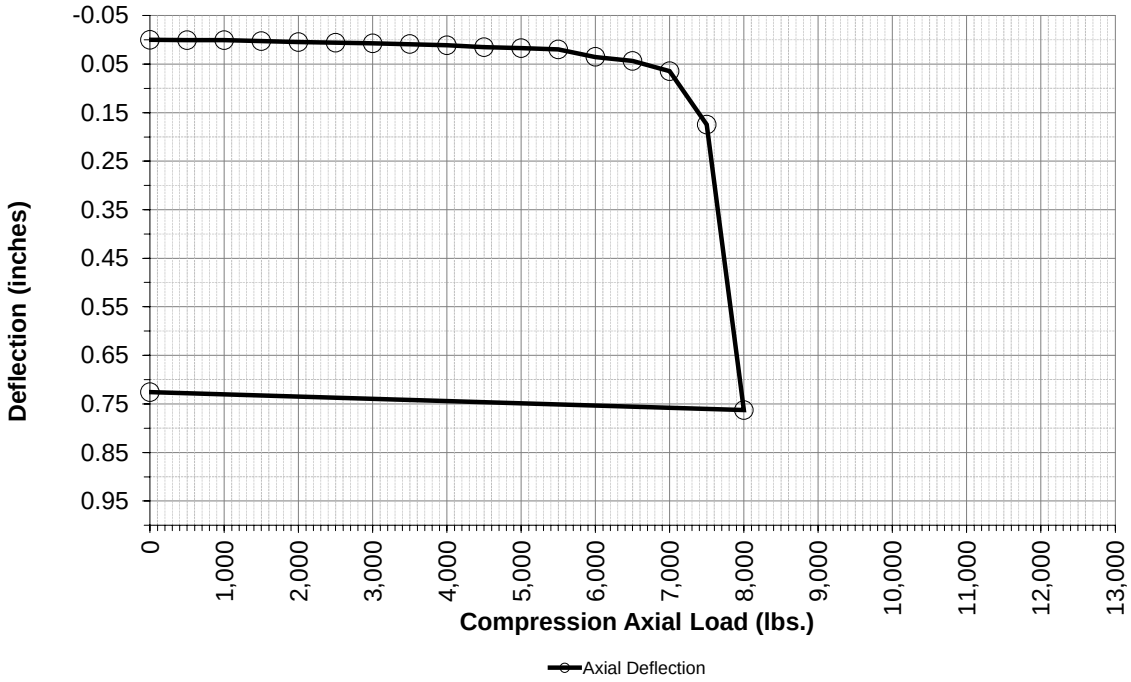

Compression Load Test Result for PLT-90C

Project Information

Project Name:	Darden Solar
Project Location:	Cantua Creek, CA
Project Number:	60225172

Axial Load Test Set Up

Number of Gauges:	2
Height of Gauges [in]:	6
Load Cell:	OHAUS 10Ton

Test Date and Representative

Tested By Terracon Rep:	JB
Date Tested:	8/1/2023

Pile Information

Pile ID:	PLT-90C
Latitude [deg.]:	36.43545
Longitude [deg.]:	-120.23609
Pile Type:	W6X9
Pile Embedment Depth [in.]:	84
Pile Diameter [in.]:	5.9
Pile Stick-Up [in.]:	24
Axial Design Load [lbs.]:	13,000
Pile Area [sq. in.]:	2.68
Elastic Modulus [ksi.]:	29,000
Drive Time [sec.]:	32

Compression Test Results

% of Design Load	Axial Load [lbs.]	Deflection Δ (in.) Gauges #1 & #2	Comments
0%	0	0.000	
4%	500	0.001	
8%	1,000	0.001	
12%	1,500	0.002	
15%	2,000	0.006	
19%	2,500	0.008	
23%	3,000	0.012	
27%	3,500	0.017	
31%	4,000	0.020	
35%	4,500	0.024	
38%	5,000	0.025	
42%	5,500	0.029	
46%	6,000	0.039	
50%	6,500	0.043	
54%	7,000	0.049	
58%	7,500	0.055	
62%	8,000	0.059	
65%	8,500	0.063	
69%	9,000	0.068	
73%	9,500	0.071	
77%	10,000	0.076	
81%	10,500	0.082	
85%	11,000	0.093	
88%	11,500	0.118	
92%	12,000	0.170	
96%	12,500	0.339	
100%	13,000	0.762	
0%	0	0.771	

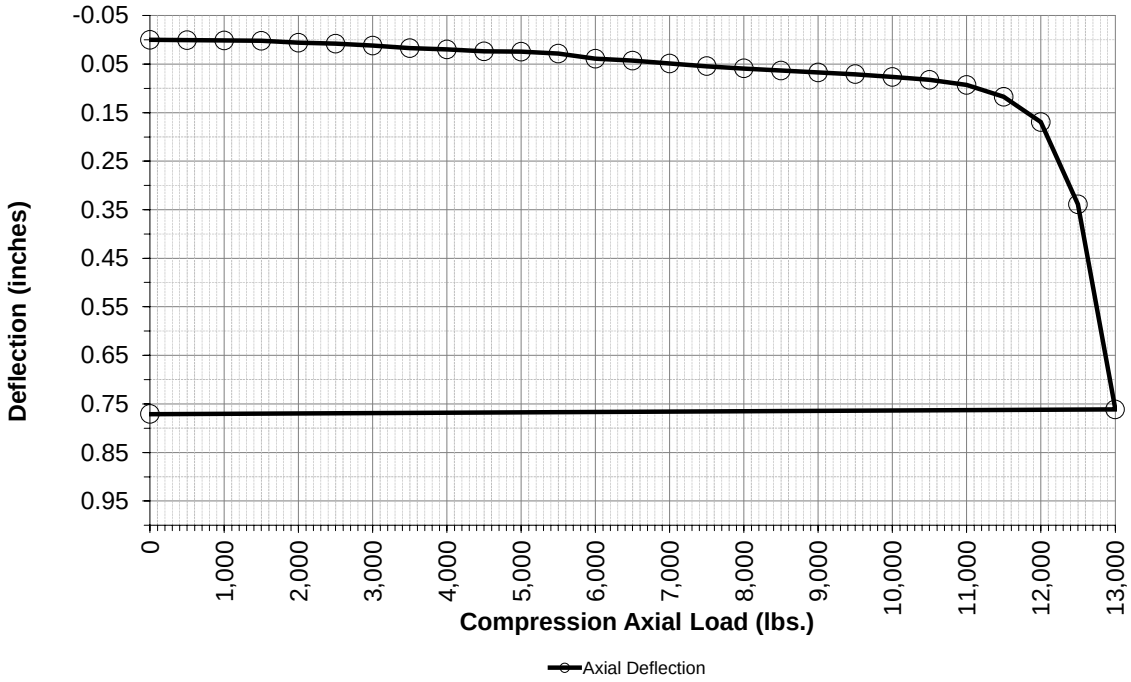

Compression Load Test Result for PLT-91C

Project Information

Project Name:	Darden Solar
Project Location:	Cantua Creek, CA
Project Number:	60225172

Axial Load Test Set Up

Number of Gauges:	2
Height of Gauges [in]:	6
Load Cell:	OHAUS 10Ton

Test Date and Representative

Tested By Terracon Rep:	JB
Date Tested:	8/1/2023

Pile Information

Pile ID:	PLT-91C
Latitude [deg.]:	36.42990
Longitude [deg.]:	-120.23420
Pile Type:	W6X9
Pile Embedment Depth [in.]:	60
Pile Diameter [in.]:	5.9
Pile Stick-Up [in.]:	24
Axial Design Load [lbs.]:	13,000
Pile Area [sq. in.]:	2.68
Elastic Modulus [ksi.]:	29,000
Drive Time [sec.]:	14

Compression Test Results

% of Design Load	Axial Load [lbs.]	Deflection Δ (in.) Gauges #1 & #2	Comments
0%	0	0.000	
4%	500	0.001	
8%	1,000	0.002	
12%	1,500	0.004	
15%	2,000	0.006	
19%	2,500	0.009	
23%	3,000	0.012	
27%	3,500	0.015	
31%	4,000	0.020	
35%	4,500	0.023	
38%	5,000	0.029	
42%	5,500	0.038	
46%	6,000	0.056	
50%	6,500	0.105	
54%	7,000	0.764	
58%	7,500		
62%	8,000		
65%	8,500		
69%	9,000		
73%	9,500		
77%	10,000		
81%	10,500		
85%	11,000		
88%	11,500		
92%	12,000		
96%	12,500		
100%	13,000		
0%	0	0.730	

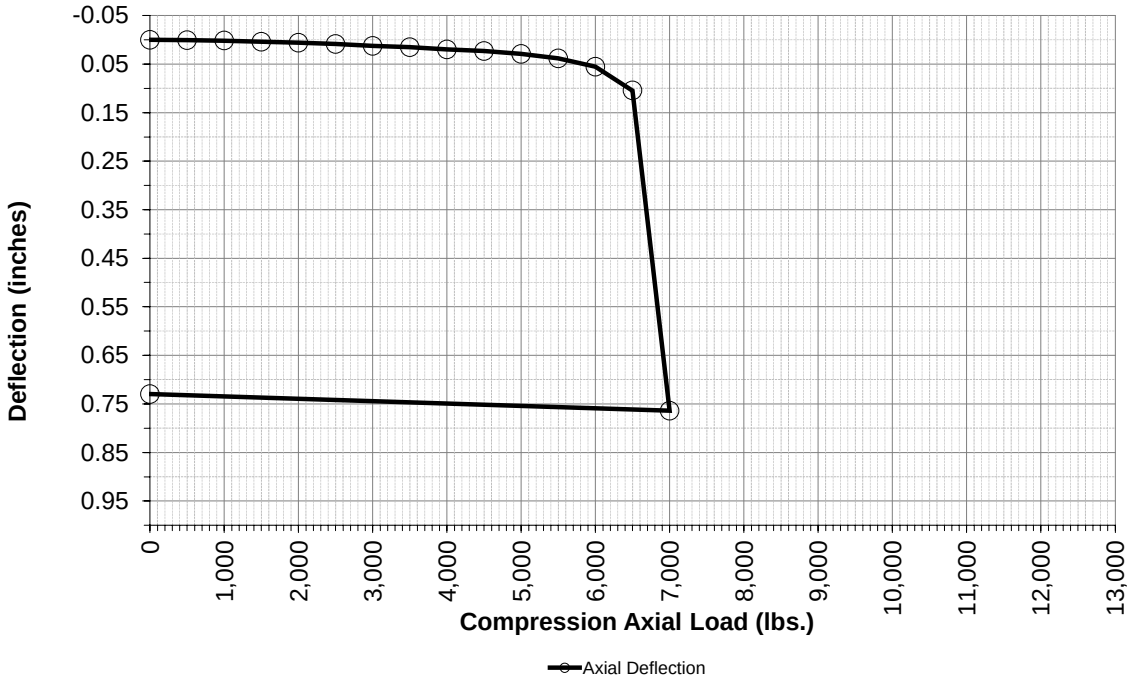

Supporting Information

Contents:

Zoning Plan
Shaft Analysis Output
L-PILE Analyses Output
Liquefaction Analysis Output

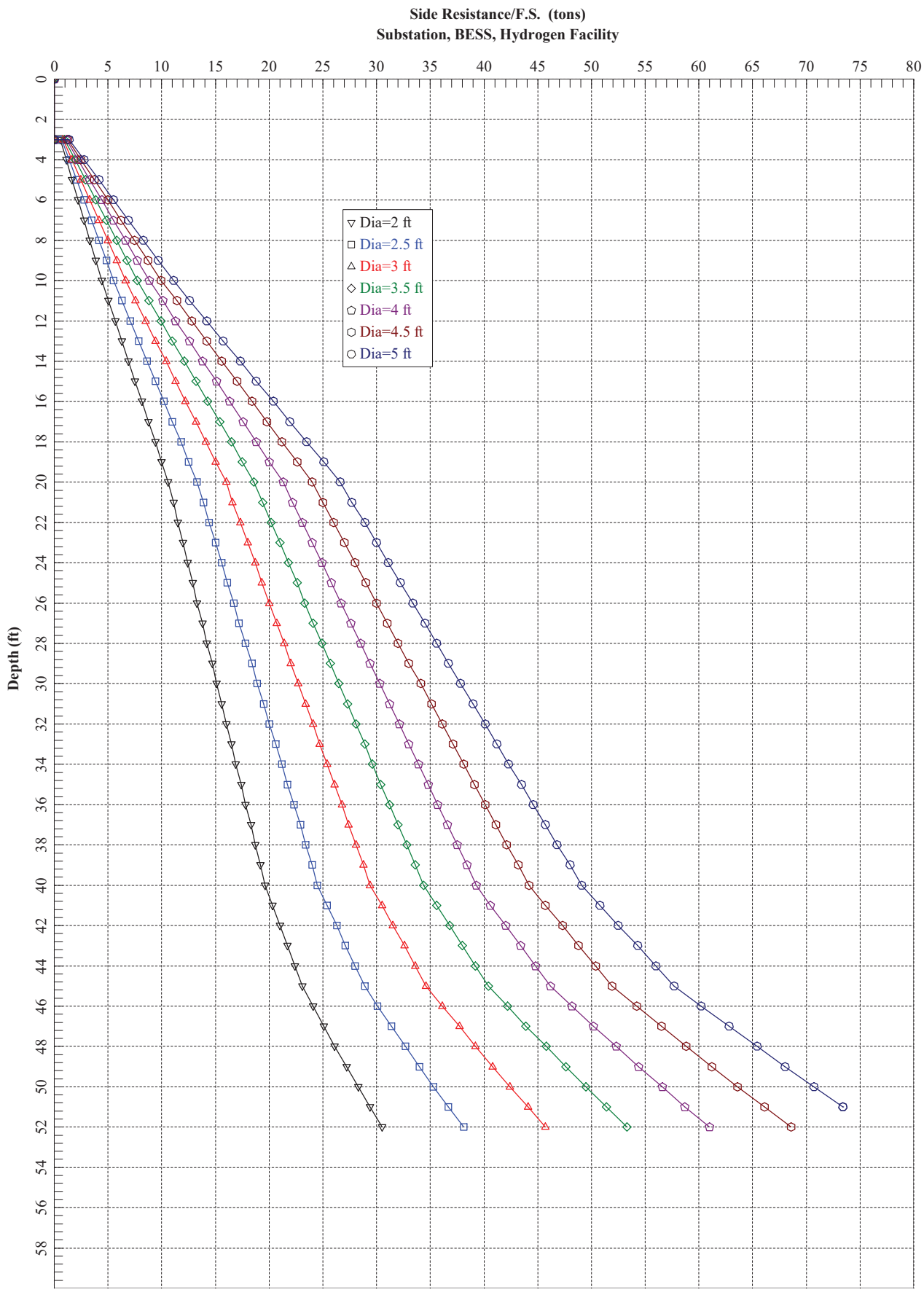
Side Resistance/F.S. (tons)
Substation, BESS, Hydrogen Facility
Depth (ft)
Dia=2 ft
Dia=2.5 ft
Dia=3 ft
Dia=3.5 ft
Dia=4 ft
Dia=4.5 ft
Dia=5 ft

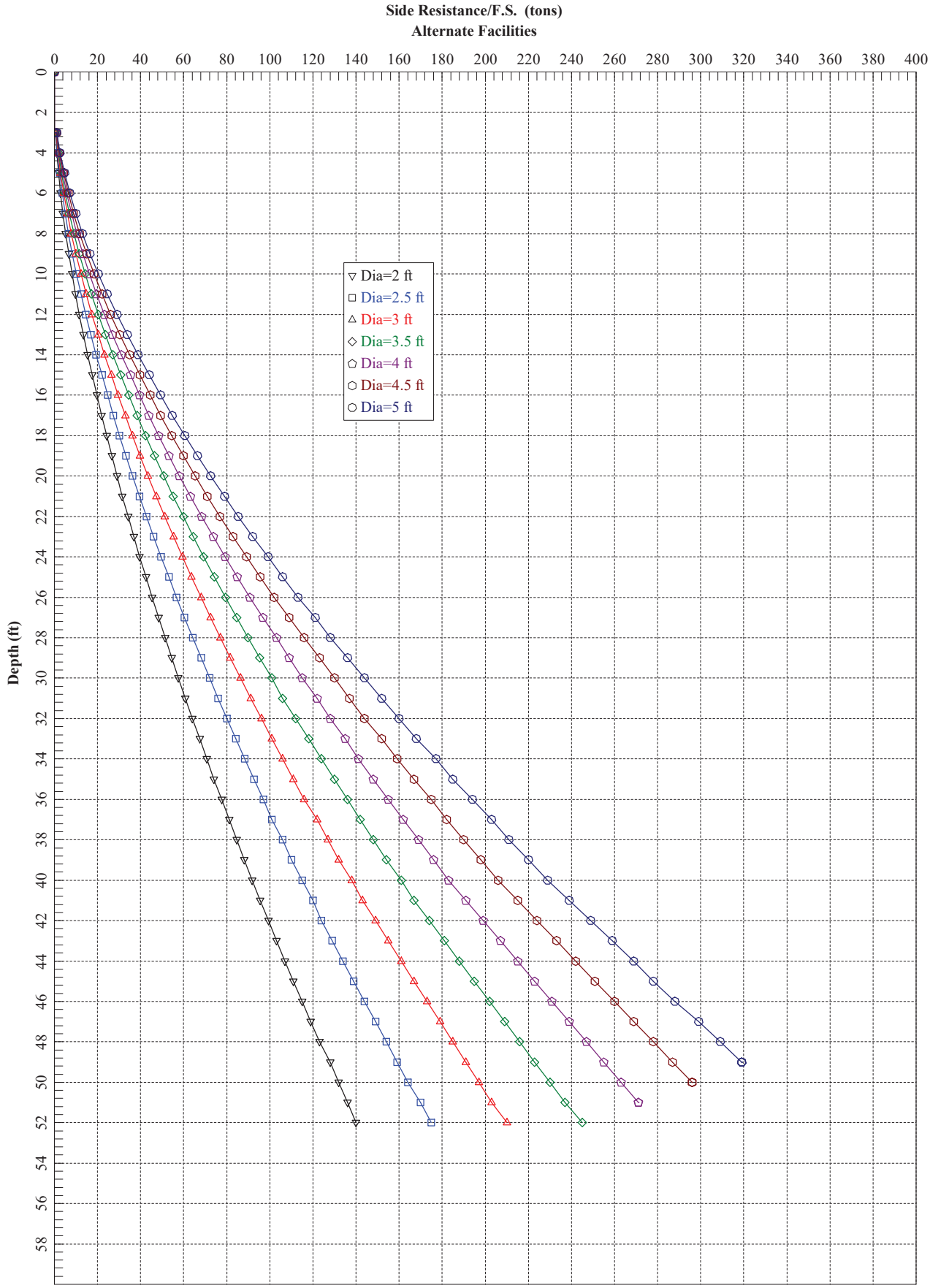
Side Resistance/F.S. (tons)
Alternate Facilities
Depth (ft)
Dia=2 ft
Dia=2.5 ft
Dia=3 ft
Dia=3.5 ft
Dia=4 ft
Dia=4.5 ft
Dia=5 ft

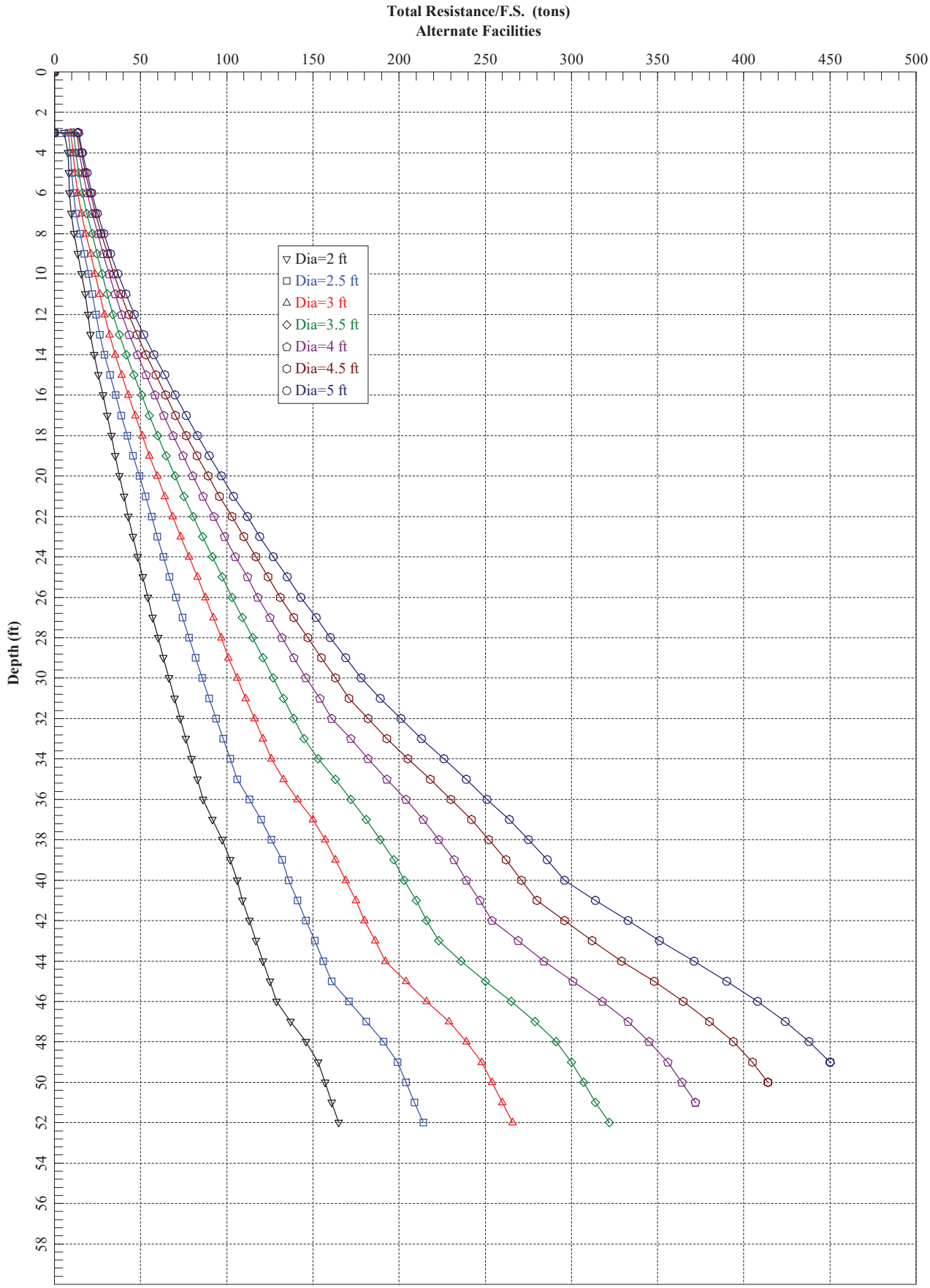
Total Resistance/F.S. (tons)
Alternate Facilities
0
50
100
150
200
250
300
350
400
450
500
Depth (ft)
0
2
4
6
8
10
12
14
16
18
20
22
24
26
28
30
32
34
36
38
40
42
44
46
48
50
52
54
56
58
Dia=2 ft
Dia=2.5 ft
Dia=3 ft
Dia=3.5 ft
Dia=4 ft
Dia=4.5 ft
Dia=5 ft

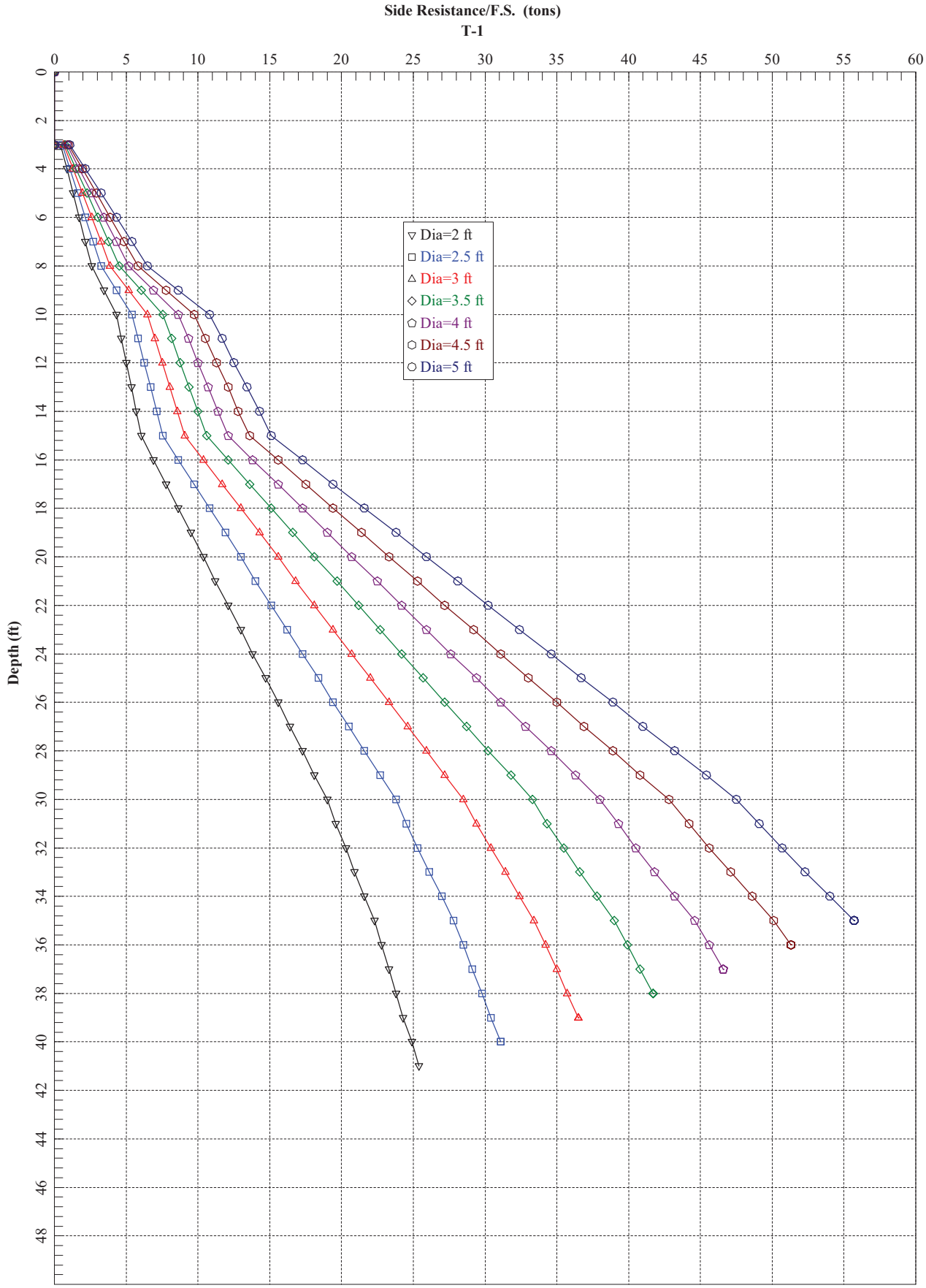
Side Resistance/F.S. (tons)
T-1
Depth (ft)
Dia=2 ft
Dia=2.5 ft
Dia=3 ft
Dia=3.5 ft
Dia=4 ft
Dia=4.5 ft
Dia=5 ft

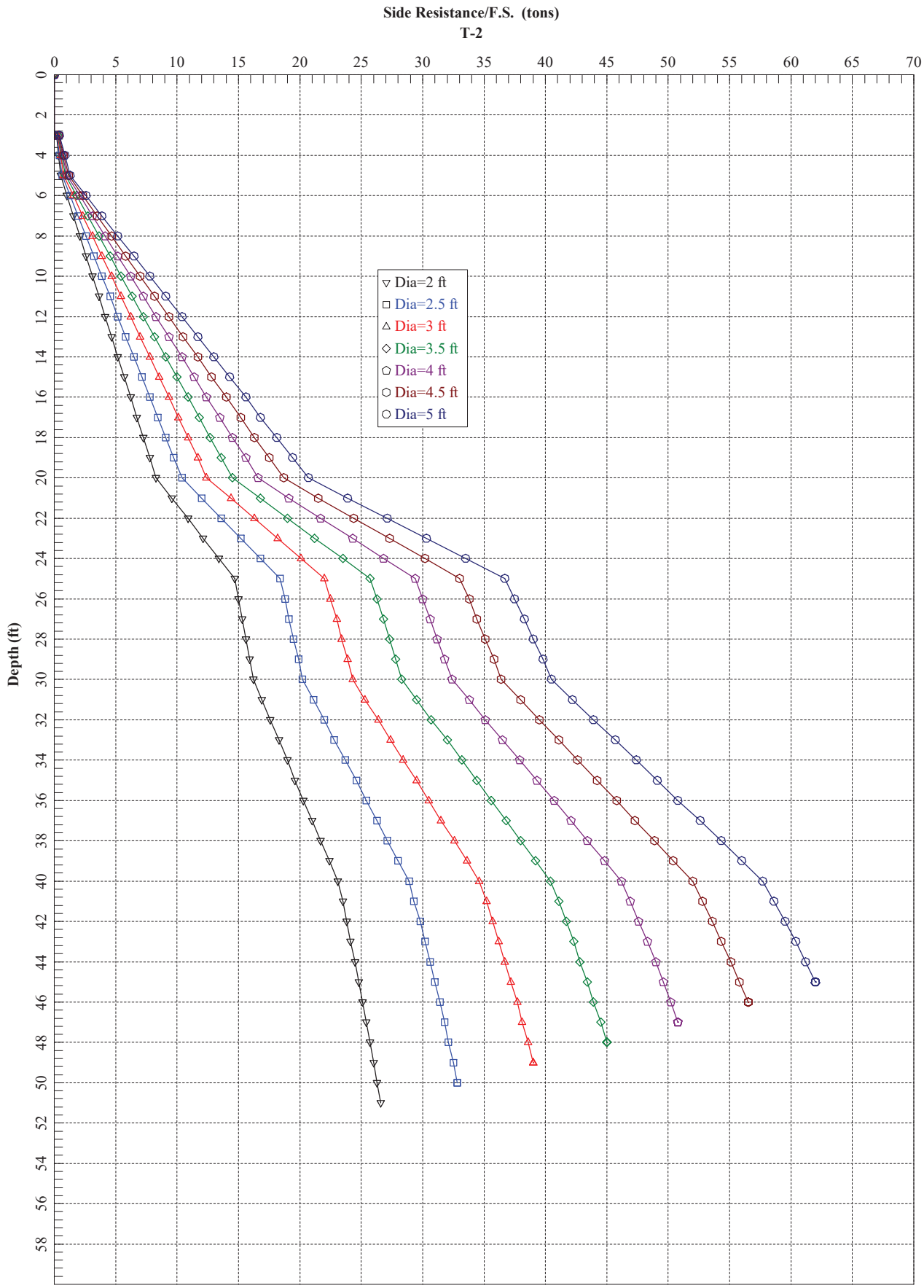
Side Resistance/F.S. (tons)
T-2
Depth (ft)
Dia=2 ft
Dia=2.5 ft
Dia=3 ft
Dia=3.5 ft
Dia=4 ft
Dia=4.5 ft
Dia=5 ft

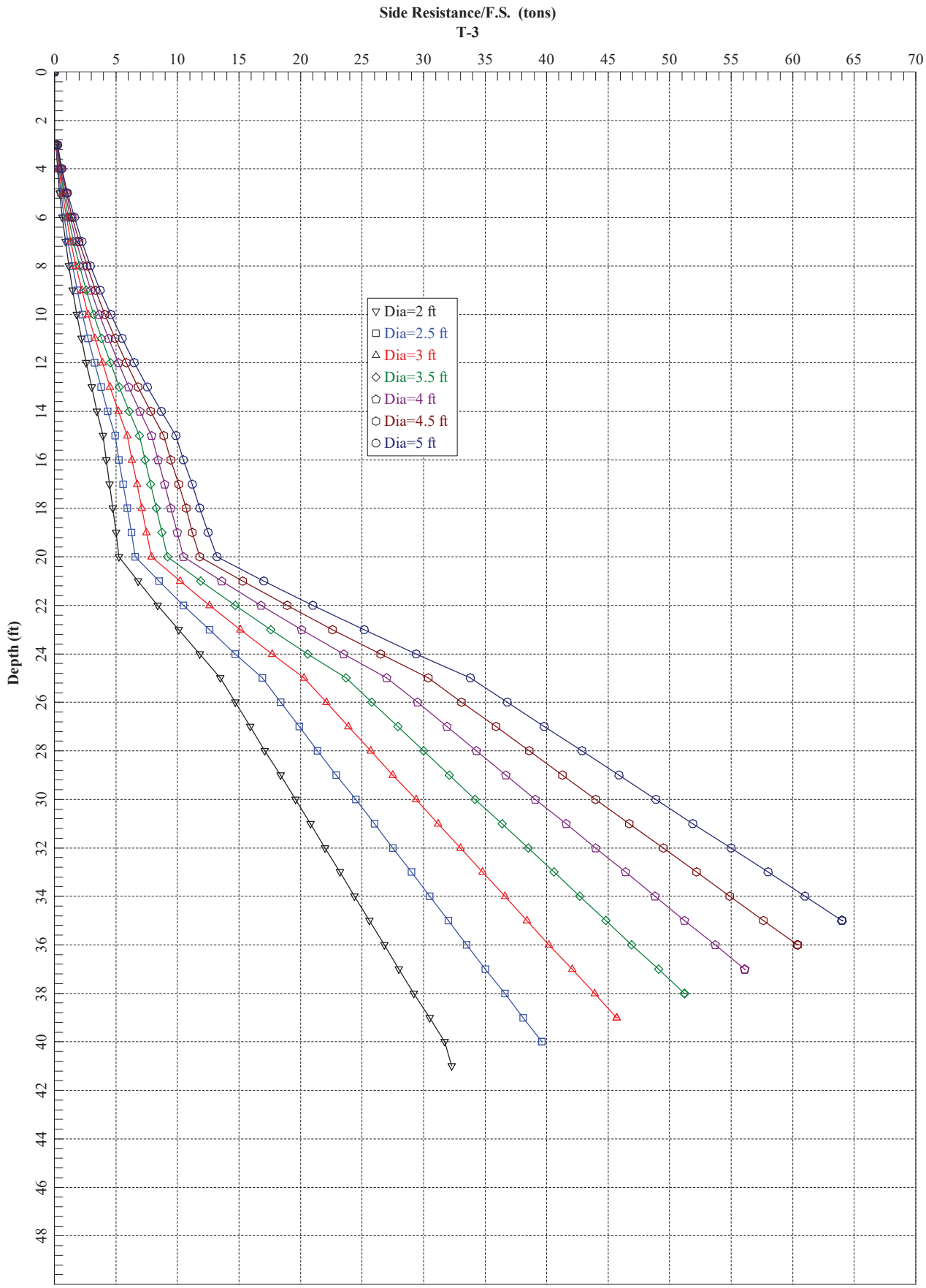
Side Resistance/F.S. (tons)
T-3
Depth (ft)
0
5
10
15
20
25
30
35
40
45
50
55
60
65
70
0
2
4
6
8
10
12
14
16
18
20
22
24
26
28
30
32
34
36
38
40
42
44
46
48
Dia=2 ft
Dia=2.5 ft
Dia=3 ft
Dia=3.5 ft
Dia=4 ft
Dia=4.5 ft
Dia=5 ft

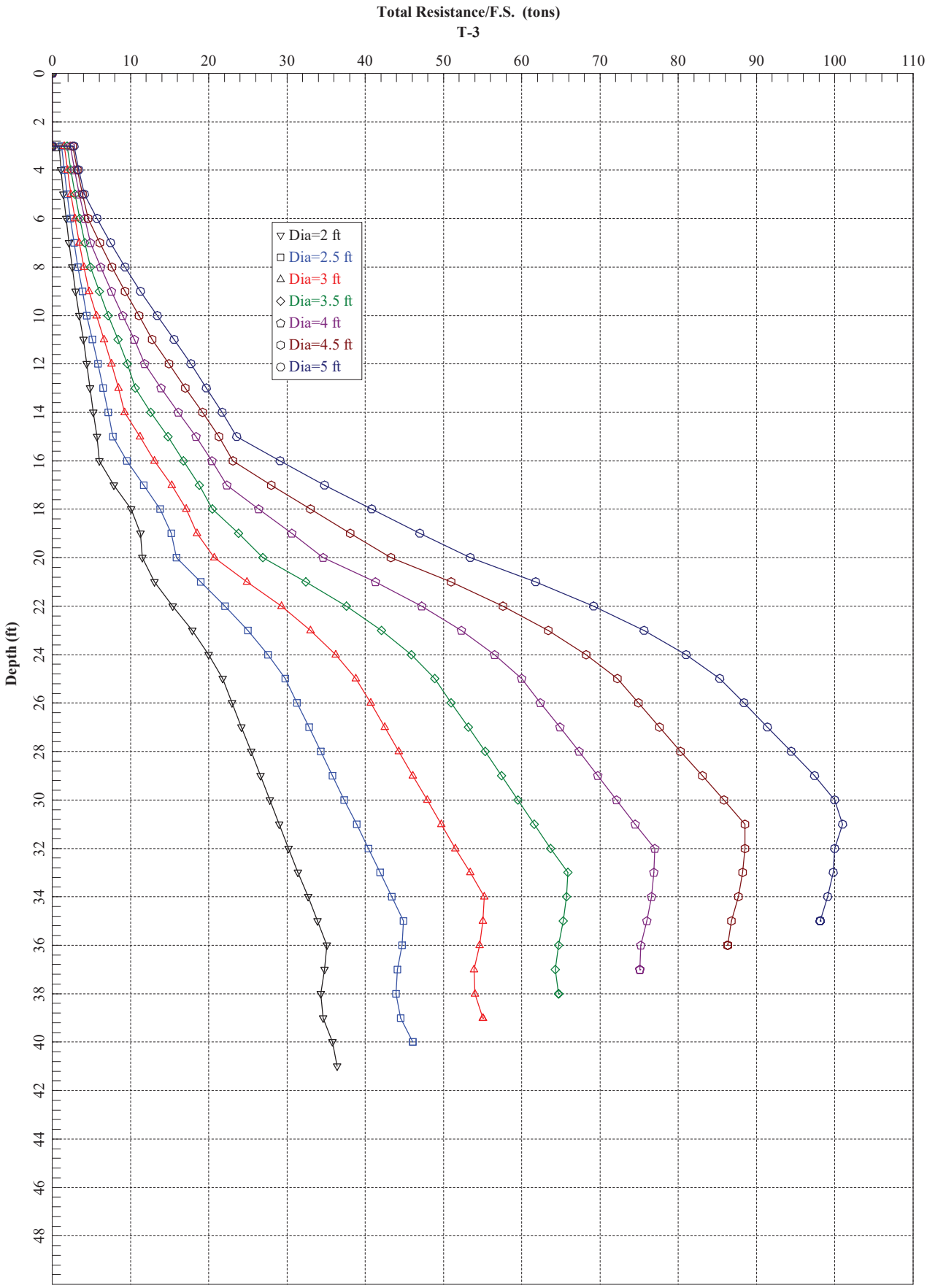
Total Resistance/F.S. (tons)
T-3
Depth (ft)
Dia=2 ft
Dia=2.5 ft
Dia=3 ft
Dia=3.5 ft
Dia=4 ft
Dia=4.5 ft
Dia=5 ft

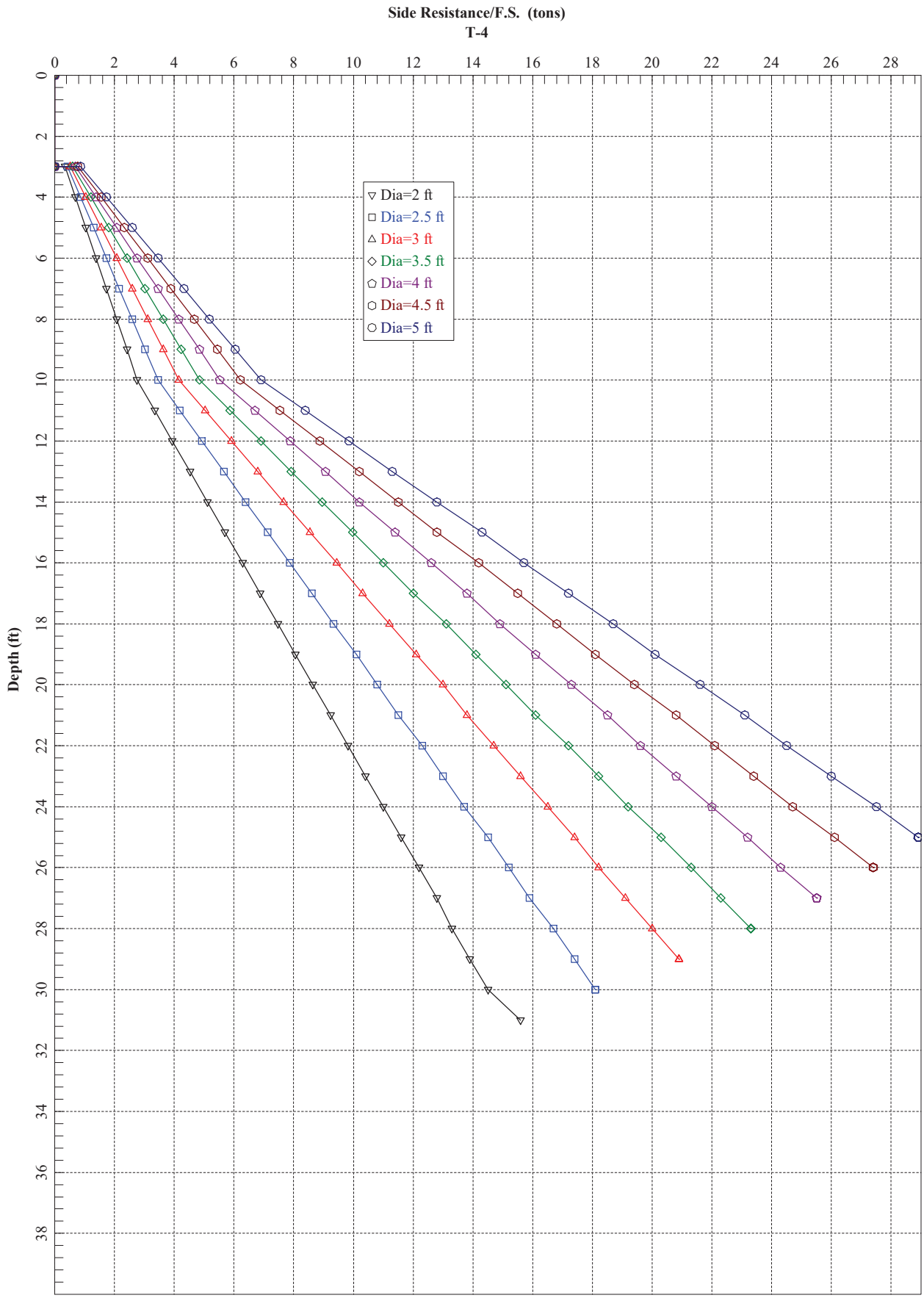
Side Resistance/F.S. (tons)
T-4
Depth (ft)
0
2
4
6
8
10
12
14
16
18
20
22
24
26
28
30
32
34
36
38
Dia=2 ft
Dia=2.5 ft
Dia=3 ft
Dia=3.5 ft
Dia=4 ft
Dia=4.5 ft
Dia=5 ft

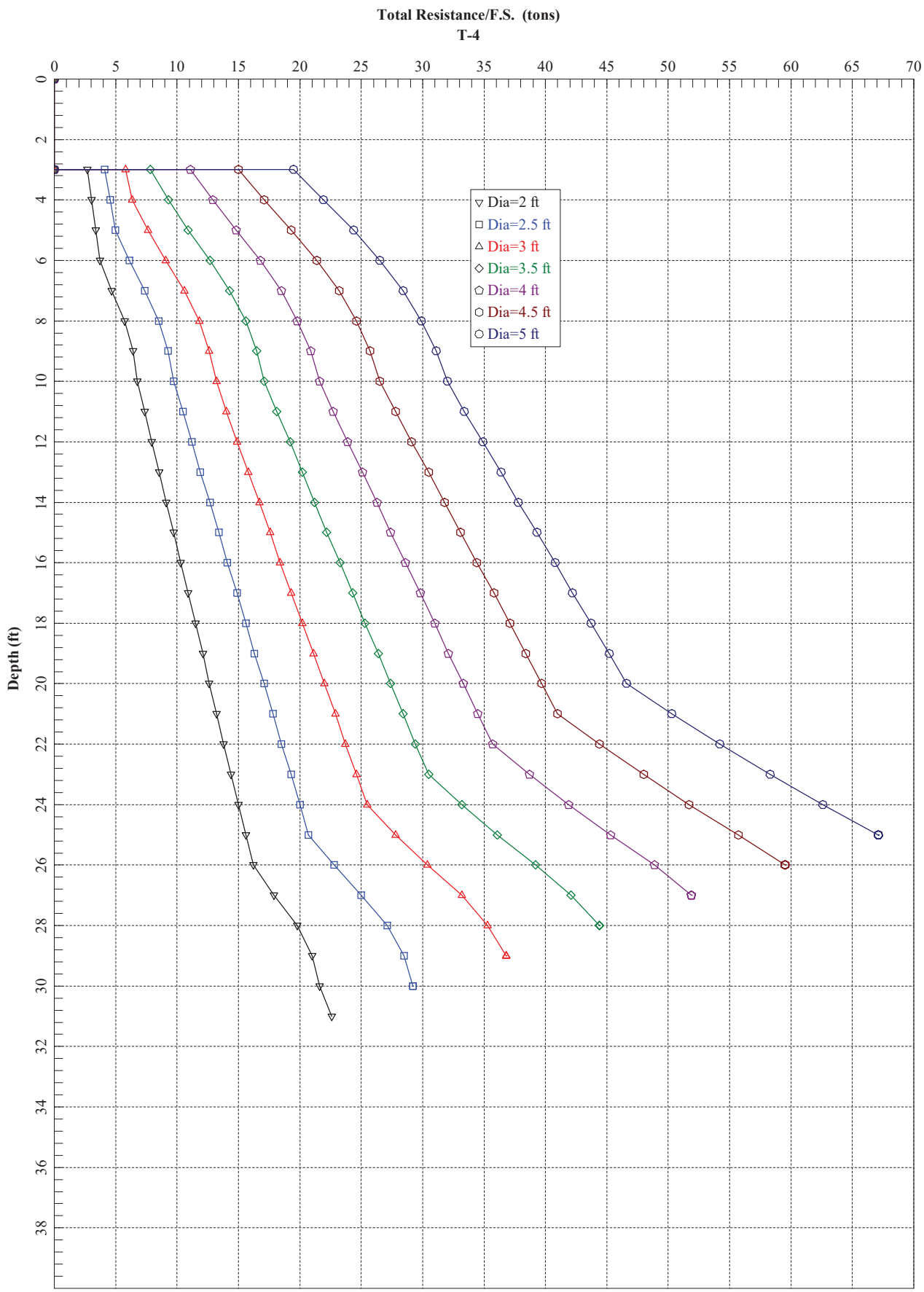
Total Resistance/F.S. (tons)
T-4
Depth (ft)
0
5
10
15
20
25
30
35
40
45
50
55
60
65
70
0
2
4
6
8
10
12
14
16
18
20
22
24
26
28
30
32
34
36
38
Dia=2 ft
Dia=2.5 ft
Dia=3 ft
Dia=3.5 ft
Dia=4 ft
Dia=4.5 ft
Dia=5 ft

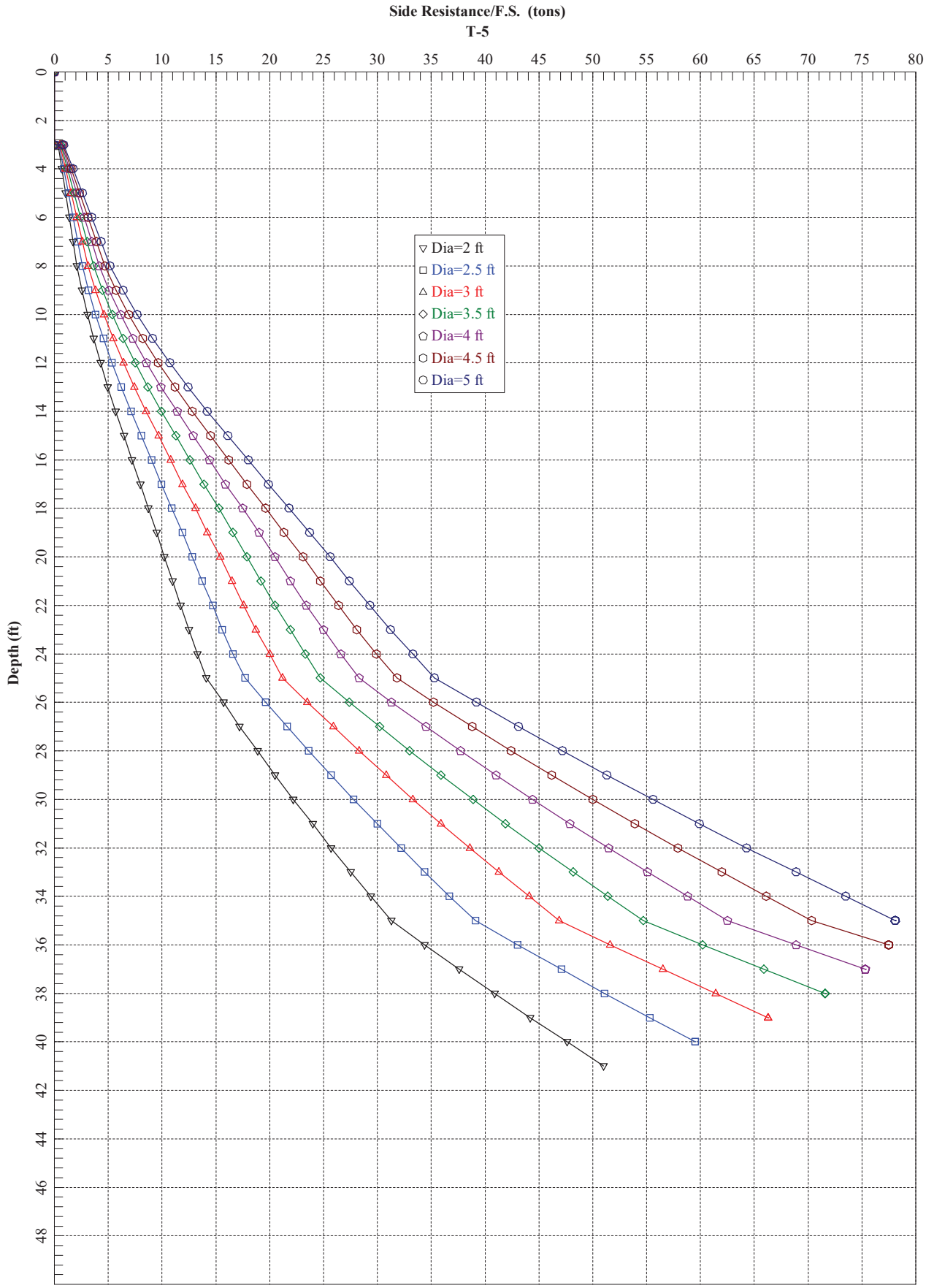
Side Resistance/F.S. (tons)
T-5
Depth (ft)
Dia=2 ft
Dia=2.5 ft
Dia=3 ft
Dia=3.5 ft
Dia=4 ft
Dia=4.5 ft
Dia=5 ft

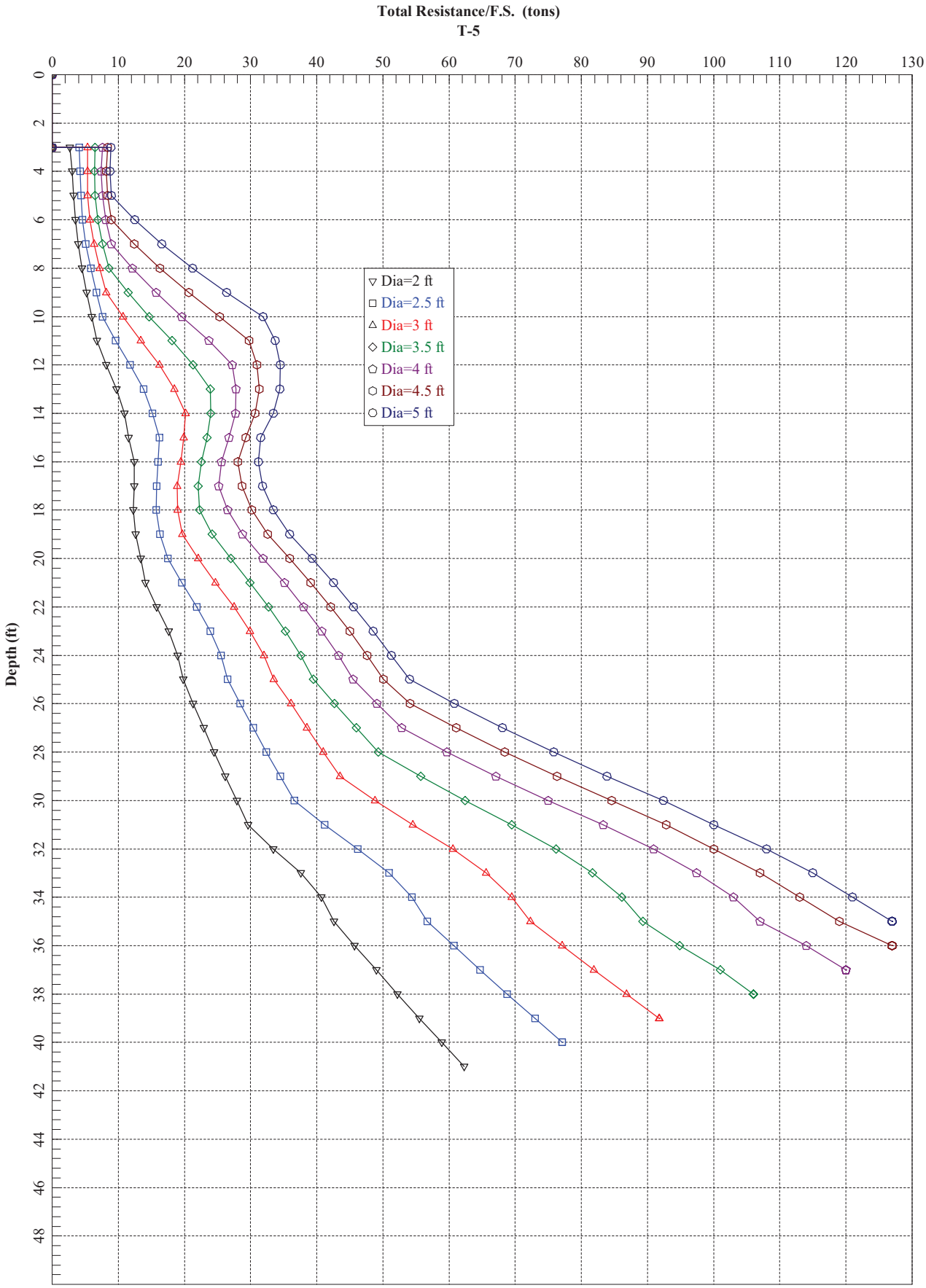
Total Resistance/F.S. (tons)
T-5
Depth (ft)
Dia=2 ft
Dia=2.5 ft
Dia=3 ft
Dia=3.5 ft
Dia=4 ft
Dia=4.5 ft
Dia=5 ft

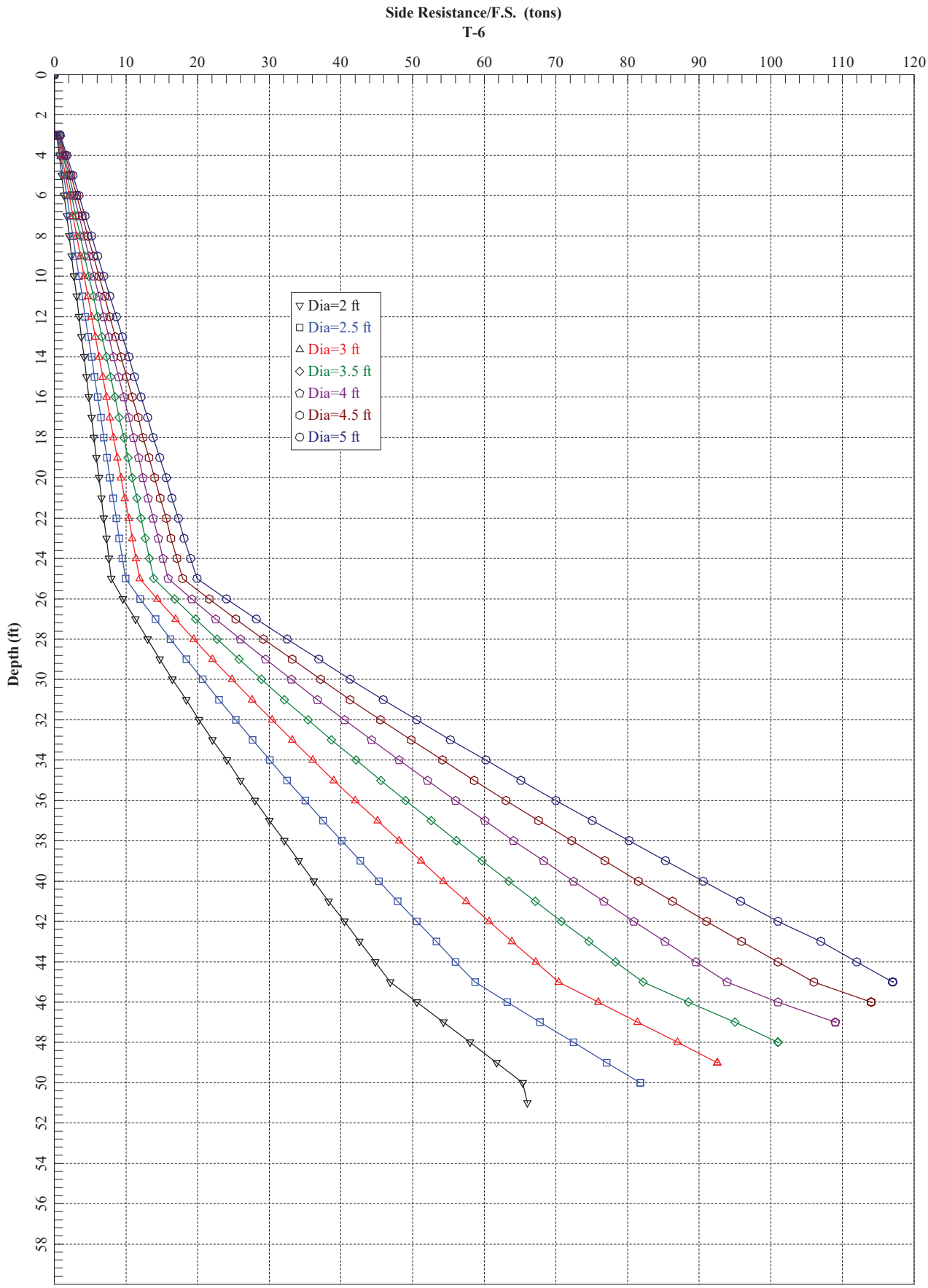
Side Resistance/F.S. (tons)
T-6
Depth (ft)
Dia=2 ft
Dia=2.5 ft
Dia=3 ft
Dia=3.5 ft
Dia=4 ft
Dia=4.5 ft
Dia=5 ft

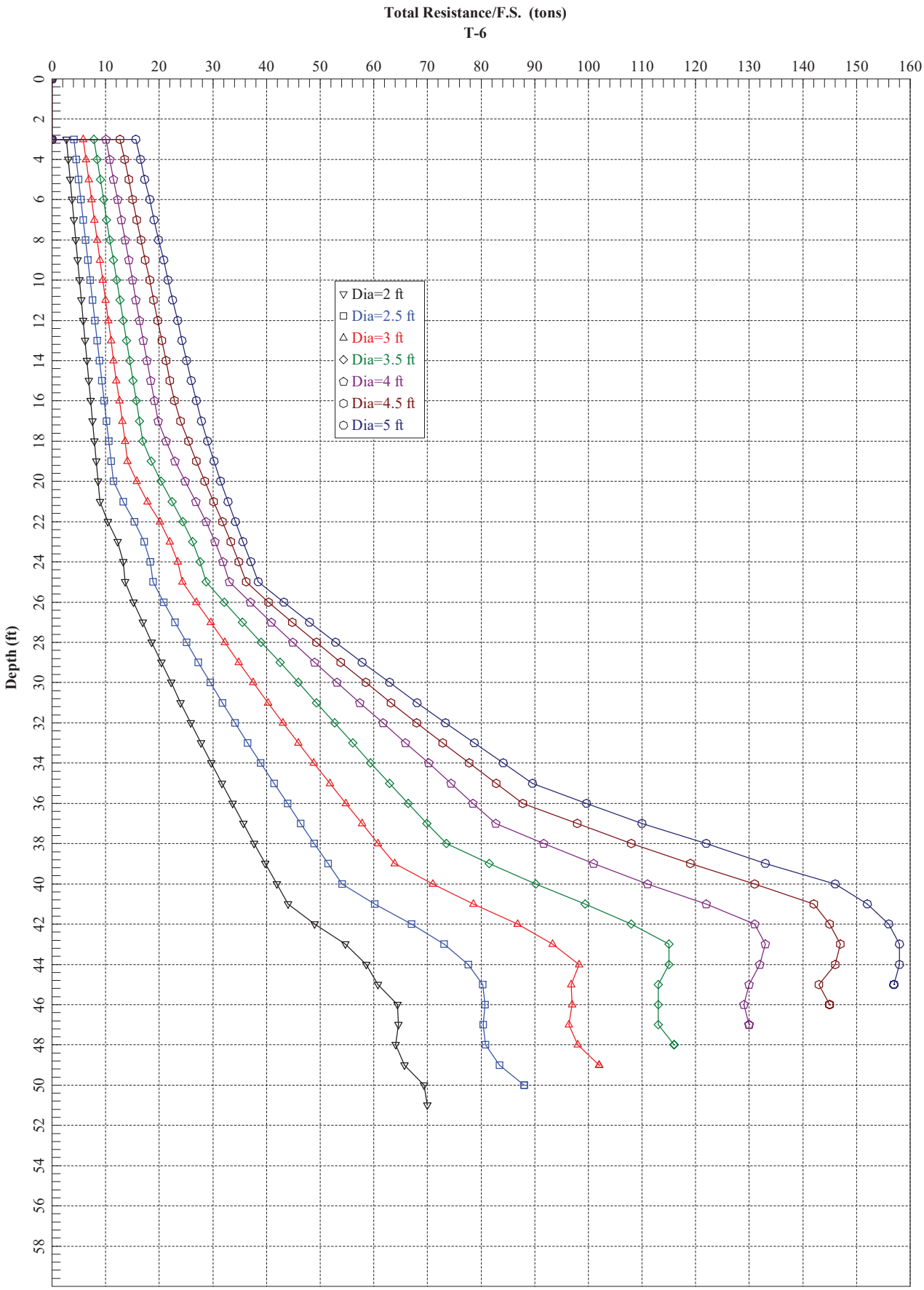
Total Resistance/F.S. (tons)
T-6
Depth (ft)
Dia=2 ft
Dia=2.5 ft
Dia=3 ft
Dia=3.5 ft
Dia=4 ft
Dia=4.5 ft
Dia=5 ft

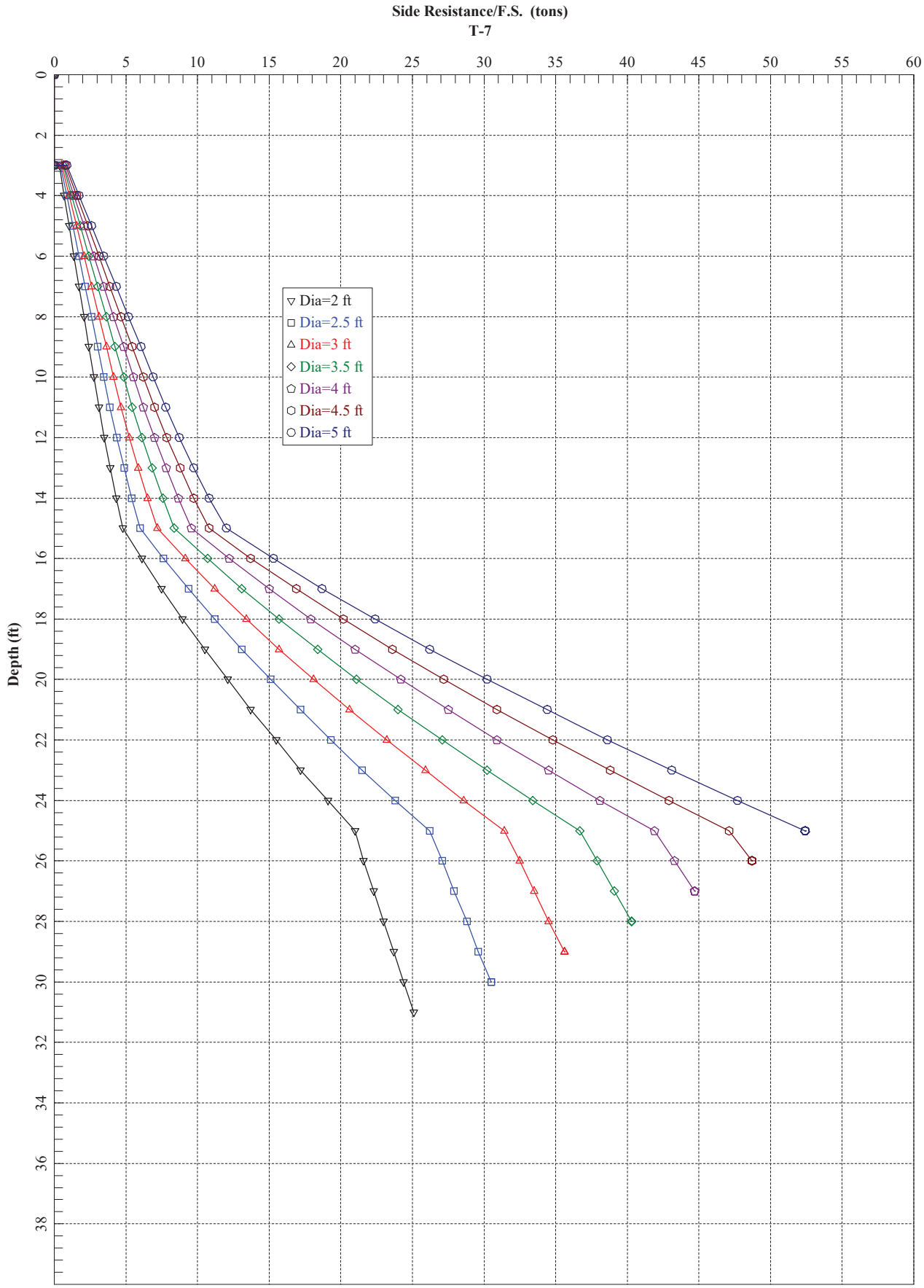
Side Resistance/F.S. (tons)
T-7
Depth (ft)
0
5
10
15
20
25
30
35
40
45
50
55
60
0
2
4
6
8
10
12
14
16
18
20
22
24
26
28
30
32
34
36
38
Dia=2 ft
Dia=2.5 ft
Dia=3 ft
Dia=3.5 ft
Dia=4 ft
Dia=4.5 ft
Dia=5 ft

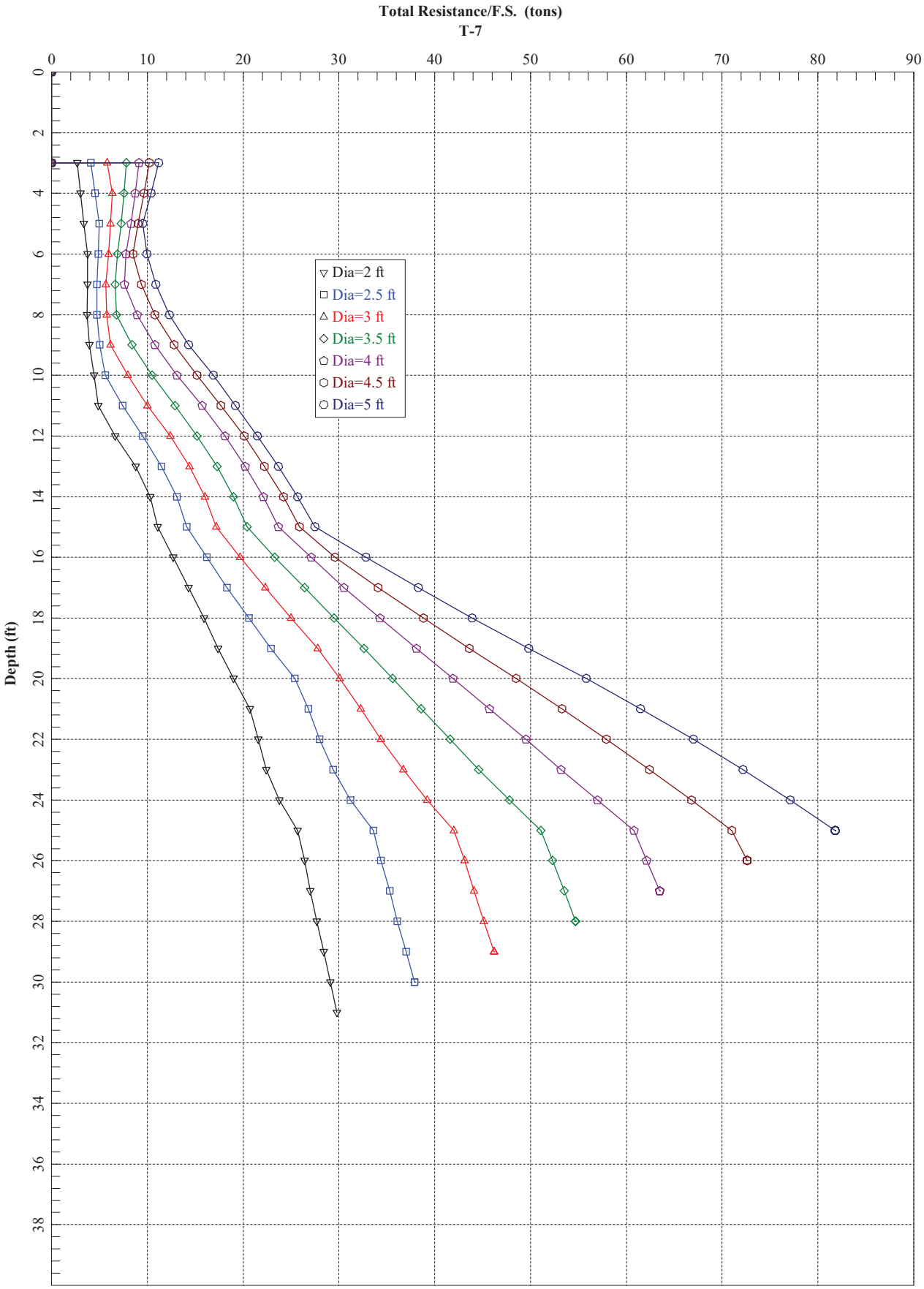
Total Resistance/F.S. (tons)
T-7
Depth (ft)
0
10
20
30
40
50
60
70
80
90
0
2
4
6
8
10
12
14
16
18
20
22
24
26
28
30
32
34
36
38
Dia=2 ft
Dia=2.5 ft
Dia=3 ft
Dia=3.5 ft
Dia=4 ft
Dia=4.5 ft
Dia=5 ft

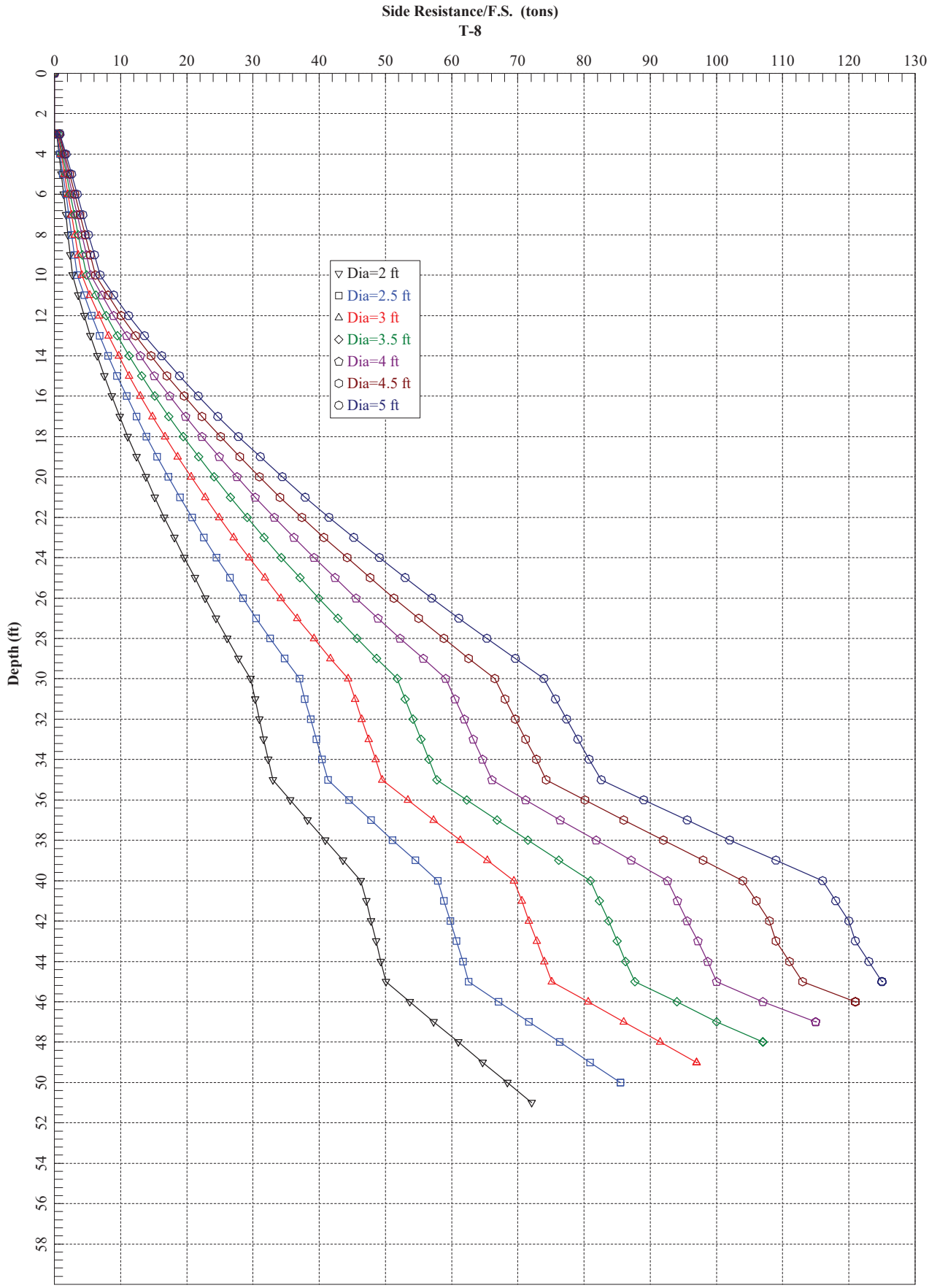
Side Resistance/F.S. (tons)
T-8
Depth (ft)
Dia=2 ft
Dia=2.5 ft
Dia=3 ft
Dia=3.5 ft
Dia=4 ft
Dia=4.5 ft
Dia=5 ft

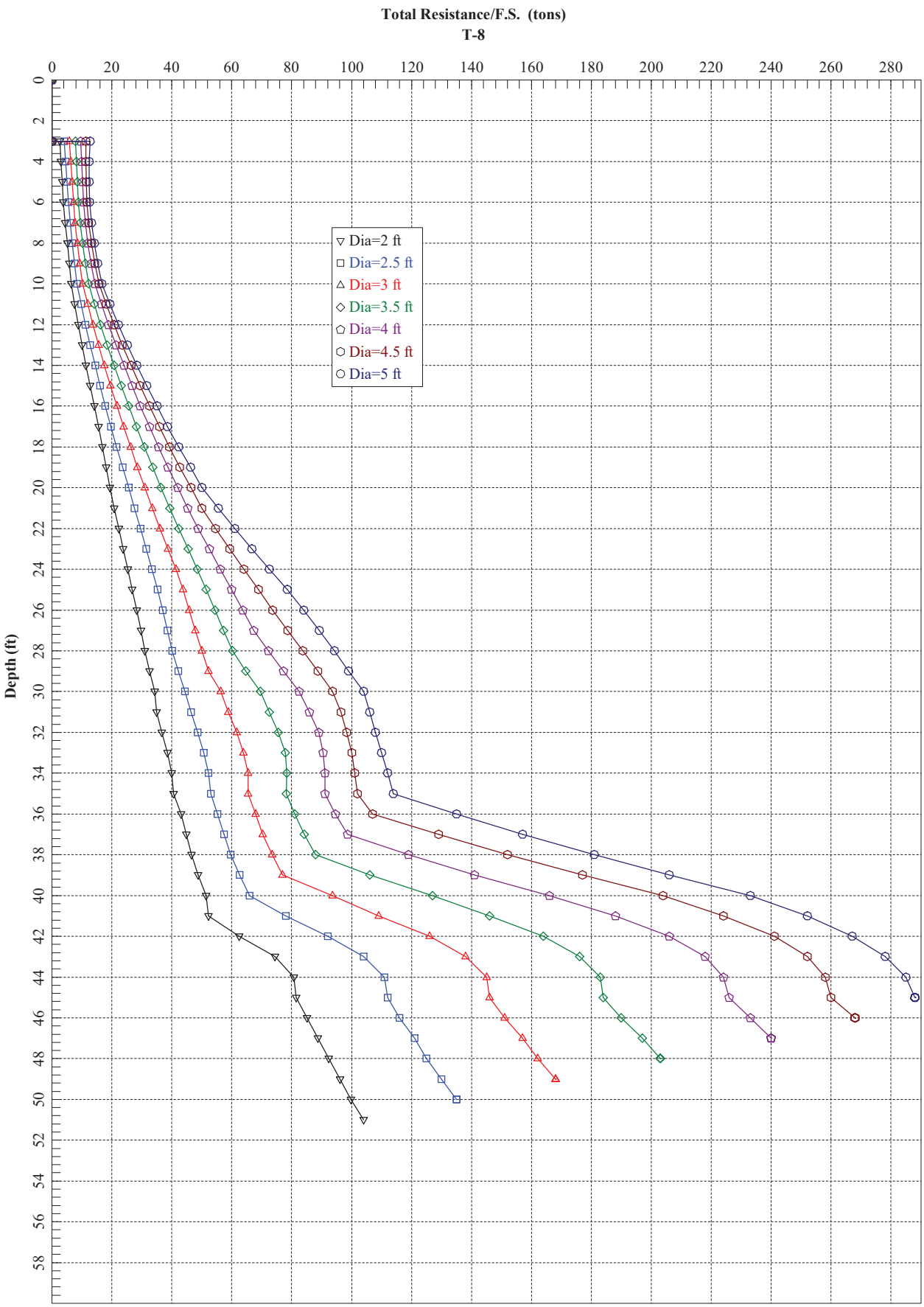
Total Resistance/F.S. (tons)
T-8
Depth (ft)
Dia=2 ft
Dia=2.5 ft
Dia=3 ft
Dia=3.5 ft
Dia=4 ft
Dia=4.5 ft
Dia=5 ft

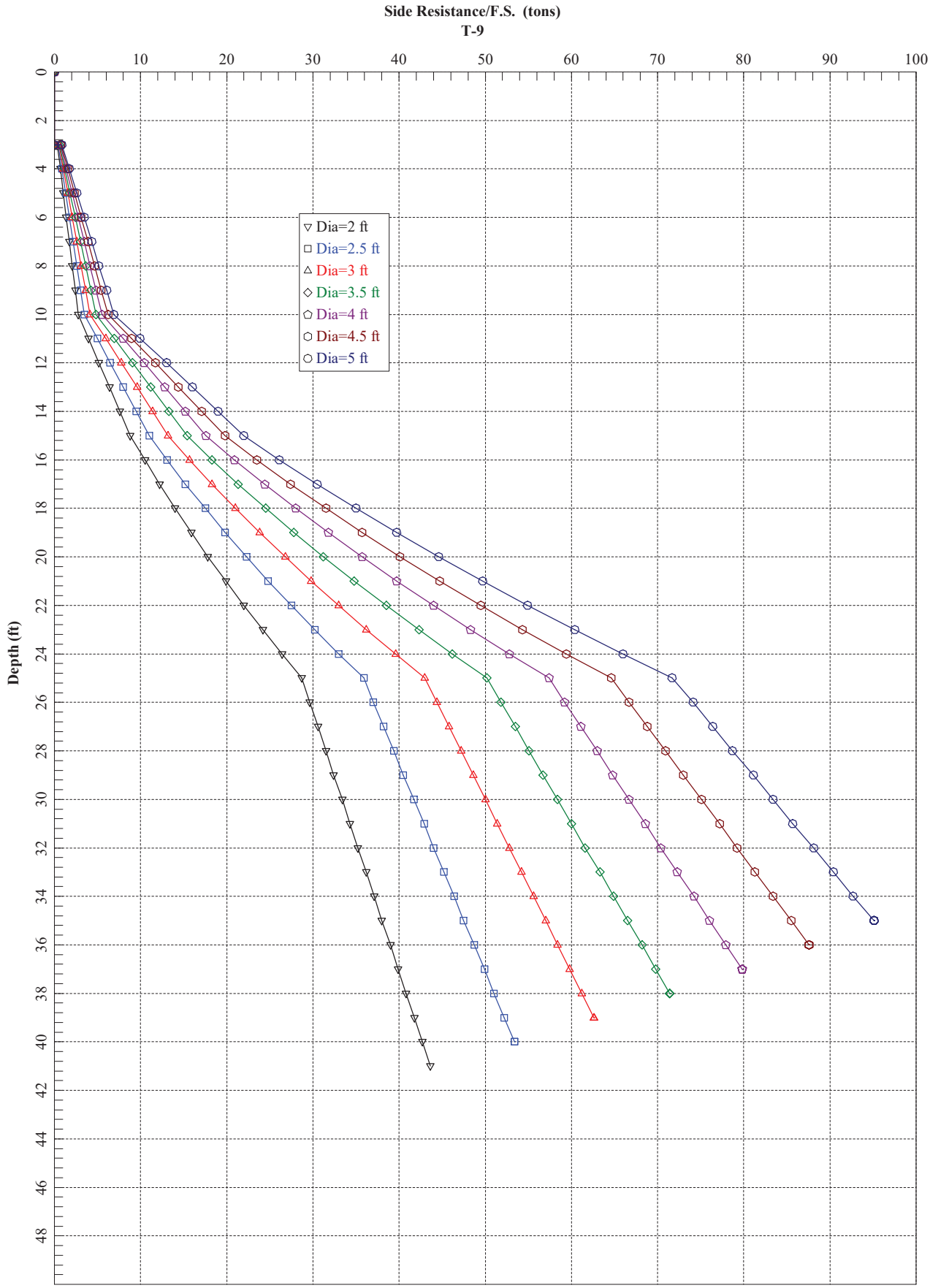
Side Resistance/F.S. (tons)
T-9
Depth (ft)
Dia=2 ft
Dia=2.5 ft
Dia=3 ft
Dia=3.5 ft
Dia=4 ft
Dia=4.5 ft
Dia=5 ft

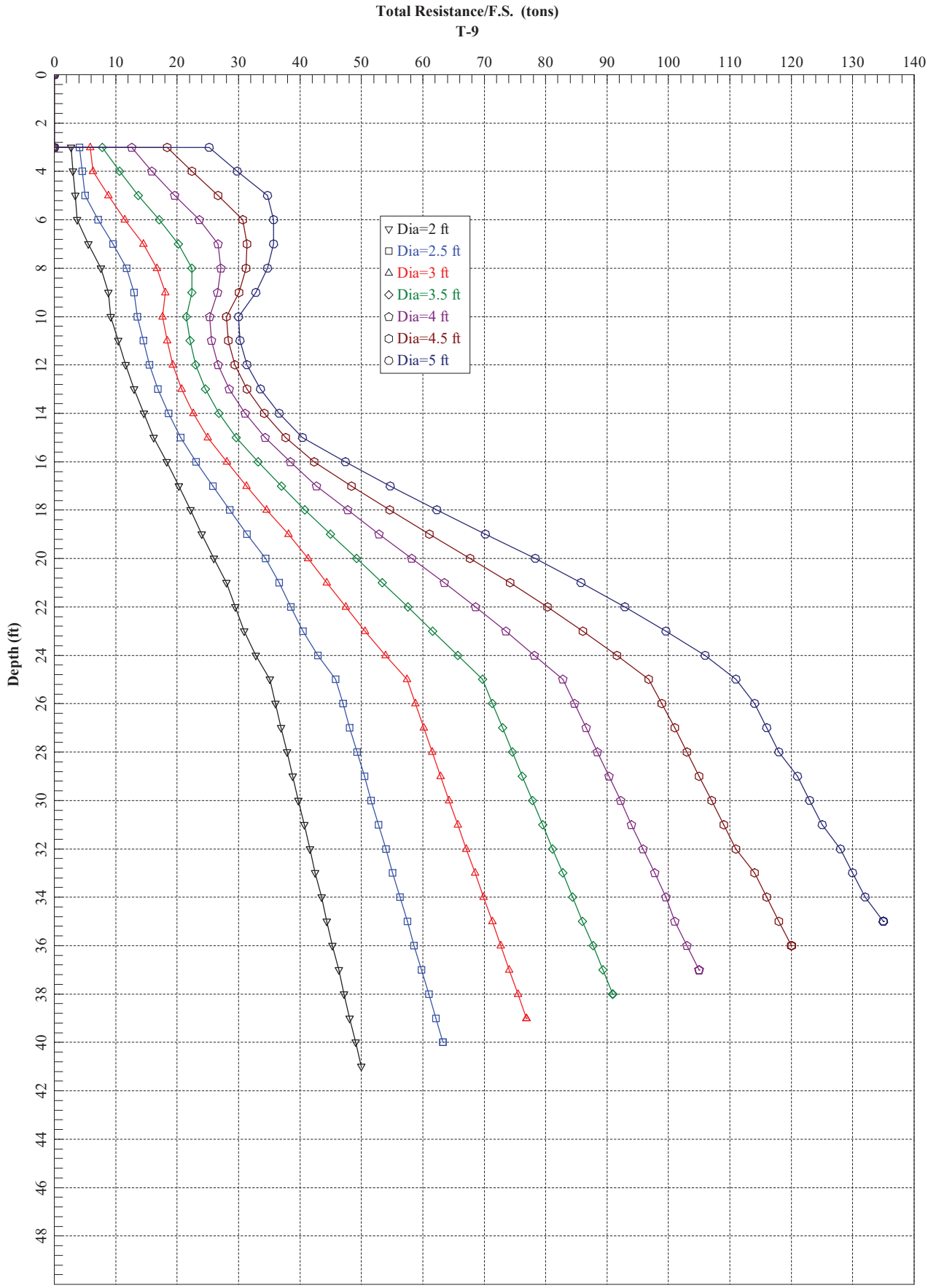
Total Resistance/F.S. (tons)
T-9
Depth (ft)
Dia=2 ft
Dia=2.5 ft
Dia=3 ft
Dia=3.5 ft
Dia=4 ft
Dia=4.5 ft
Dia=5 ft

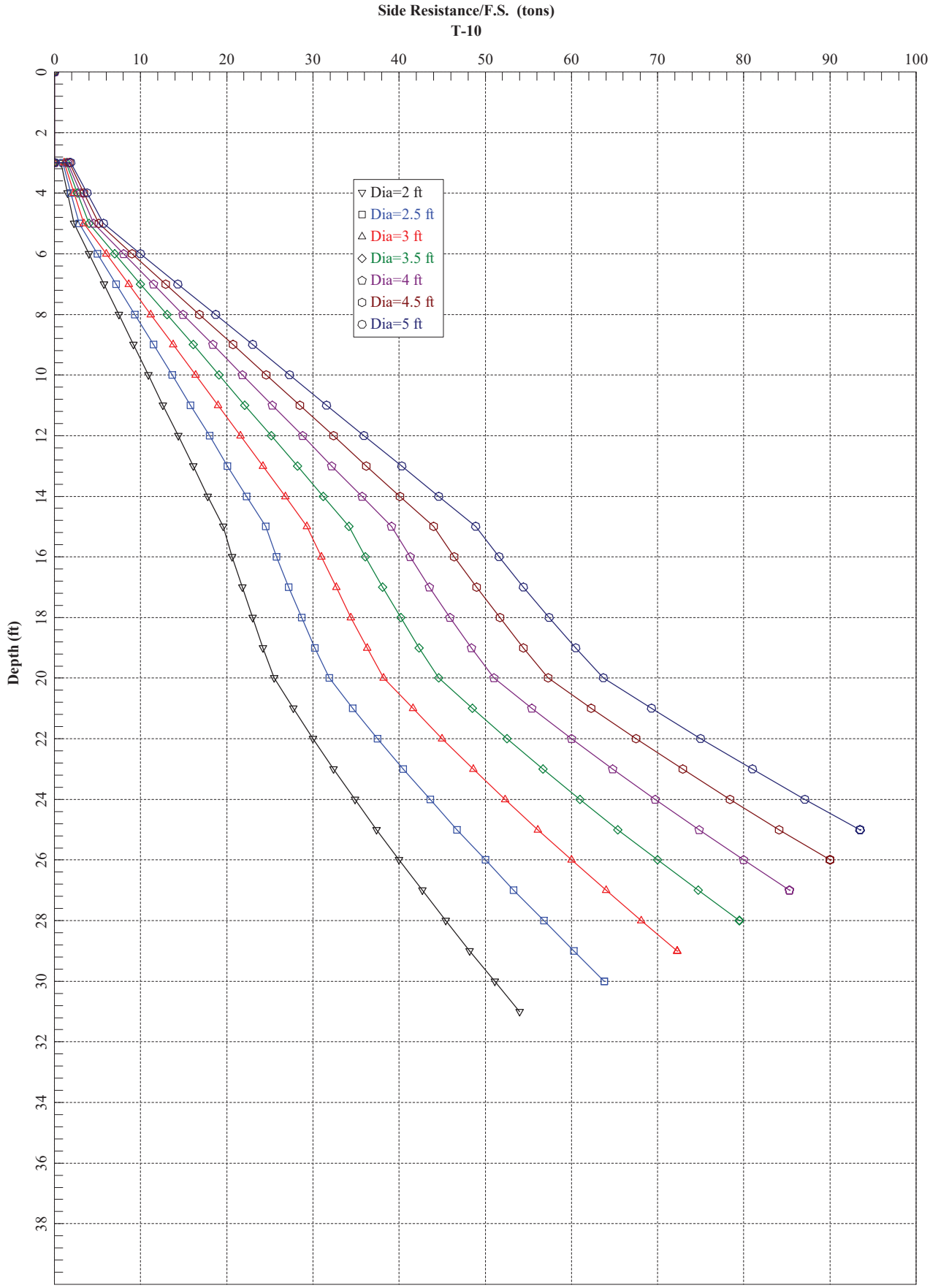
Side Resistance/F.S. (tons)
T-10
Depth (ft)
Dia=2 ft
Dia=2.5 ft
Dia=3 ft
Dia=3.5 ft
Dia=4 ft
Dia=4.5 ft
Dia=5 ft

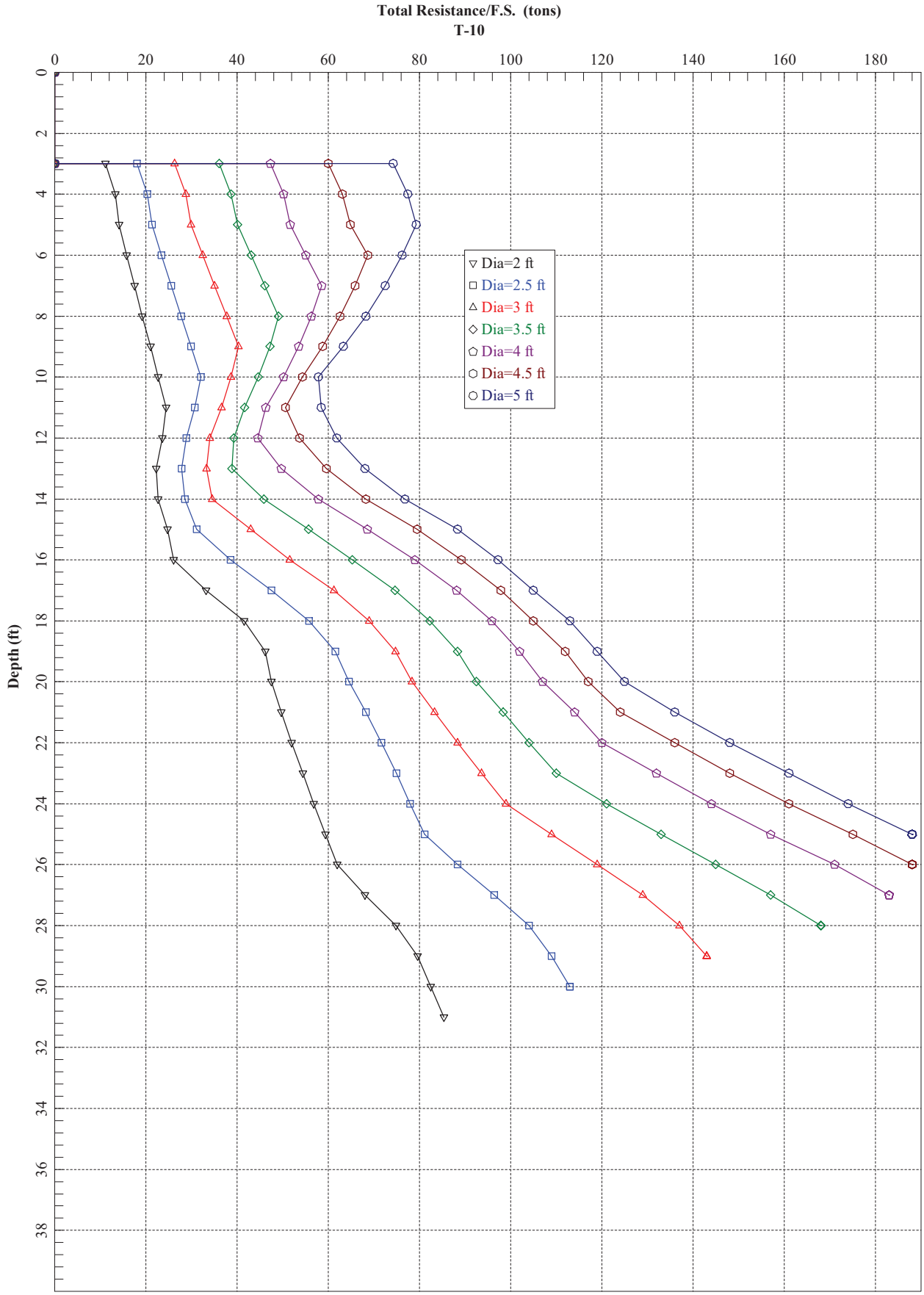
Total Resistance/F.S. (tons)
T-10
0
20
40
60
80
100
120
140
160
180
Depth (ft)
0
2
4
6
8
10
12
14
16
18
20
22
24
26
28
30
32
34
36
38
Dia=2 ft
Dia=2.5 ft
Dia=3 ft
Dia=3.5 ft
Dia=4 ft
Dia=4.5 ft
Dia=5 ft

Zoning Plan

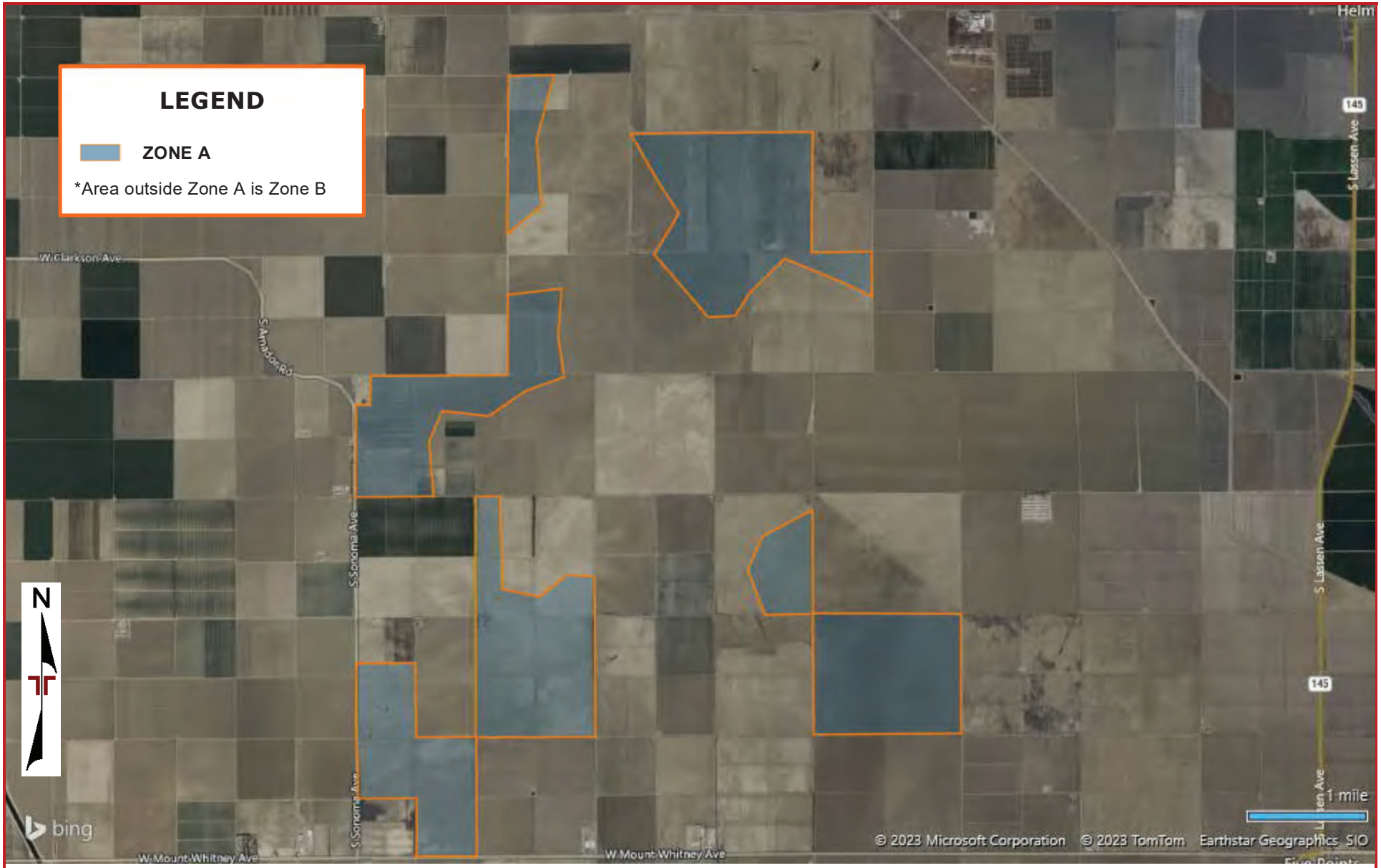

DIAGRAM IS FOR GENERAL LOCATION ONLY, AND IS NOT INTENDED FOR CONSTRUCTION PURPOSES

MAP PROVIDED BY MICROSOFT BING MAPS

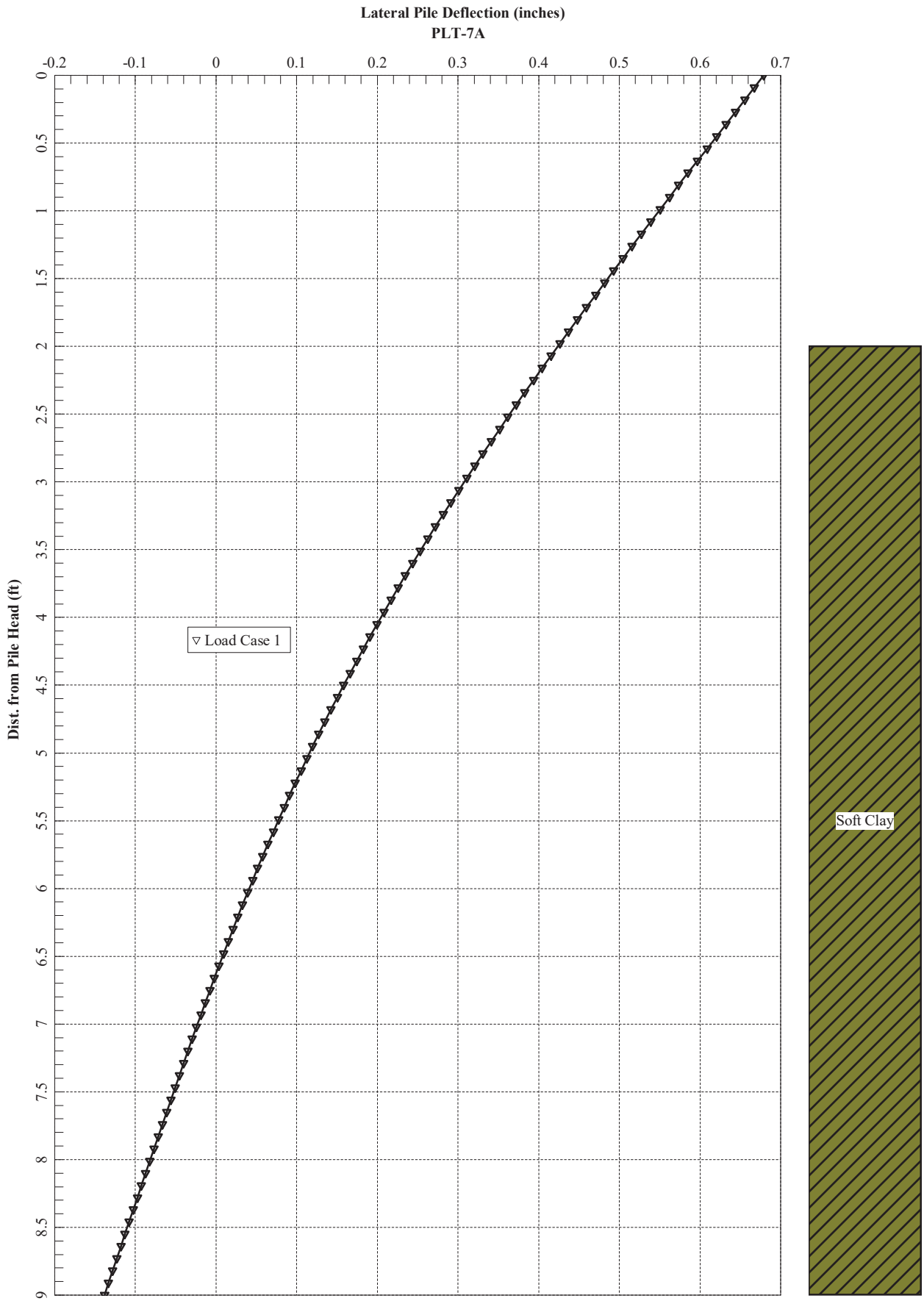
Lateral Pile Deflection (inches)
PLT-7A
-0.2
-0.1
0
0.1
0.2
0.3
0.4
0.5
0.6
0.7
Dist. from Pile Head (ft)
0
0.5
1
1.5
2
2.5
3
3.5
4
4.5
5
5.5
6
6.5
7
7.5
8
8.5
9
Load Case 1
Soft Clay

Lateral Pile Deflection (inches)
PLT-30B

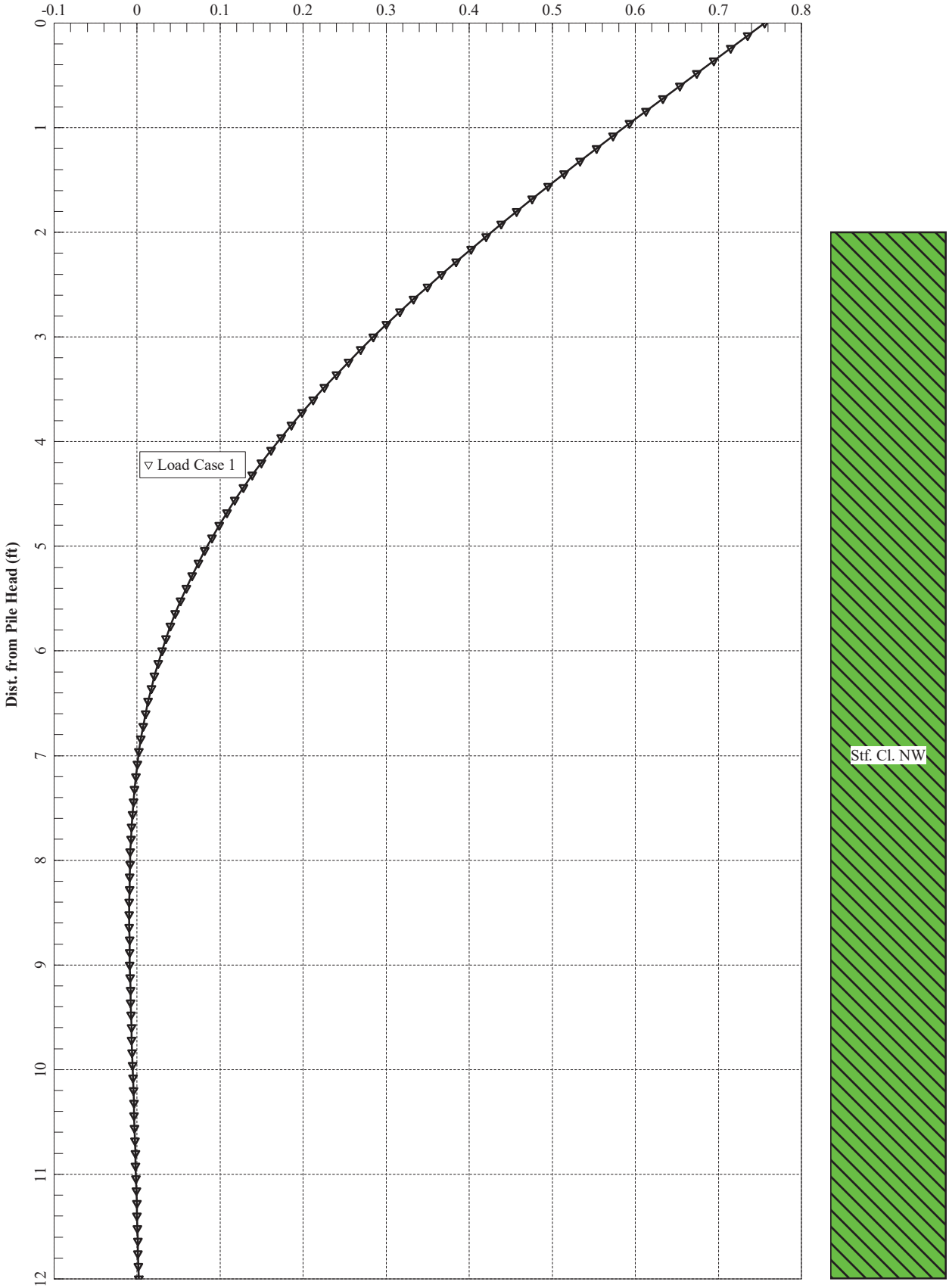

LIQUEFACTION ANALYSIS

Darden Solar

Hole No.=Sub-1 Water Depth=4 ft

Magnitude=6.3
Acceleration=0.6g

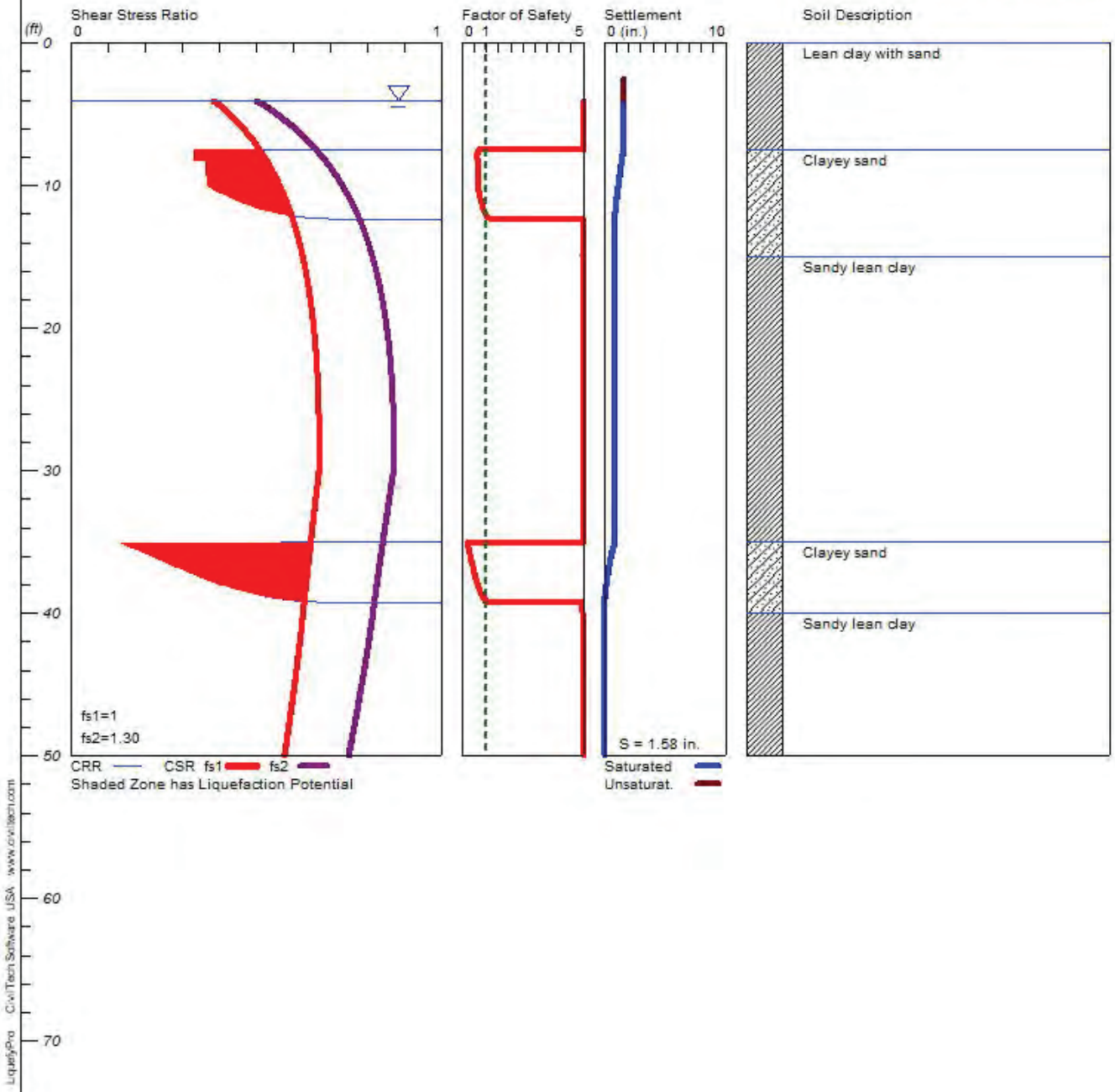

****

LIQUEFACTION ANALYSIS SUMMARY
Copyright by CivilTech Software
www.civiltechsoftware.com

****

Font: Courier New, Regular, Size 8 is recommended for this report.
Licensed to , 8/22/2023 8:02:12 PM

Input File Name: C:\Users\vvnguyen\OneDrive - Terracon Consultants Inc\Desktop\Liquefaction\LiquefyPro\60225172\Sub-1.liq
Title: Darden Solar
Subtitle: 60225172

Surface Elev.=
Hole No.=Sub-1
Depth of Hole= 50.00 ft
Water Table during Earthquake= 4.00 ft
Water Table during In-Situ Testing= 15.00 ft
Max. Acceleration= 0.6 g
Earthquake Magnitude= 6.30

Input Data:
Surface Elev.=
Hole No.=Sub-1
Depth of Hole=50.00 ft
Water Table during Earthquake= 4.00 ft
Water Table during In-Situ Testing= 15.00 ft
Max. Acceleration=0.6 g
Earthquake Magnitude=6.30
No-Liquefiable Soils: CL, OL are Non-Liq. Soil

1. SPT or BPT Calculation.
2. Settlement Analysis Method: Tokimatsu, M-correction
3. Fines Correction for Liquefaction: Modify Stark/Olson
4. Fine Correction for Settlement: During Liquefaction*
5. Settlement Calculation in: All zones*
6. Hammer Energy Ratio, Ce = 1.4
7. Borehole Diameter, Cb= 1.15
8. Sampling Method, Cs= 1.2
9. User request factor of safety (apply to CSR) , User= 1.3
Plot two CSR (fs1=1, fs2=User)
10. Use Curve Smoothing: Yes*
* Recommended Options

In-Situ Test Data:

Depth ft	SPT	gamma pcf	Fines %
2.50	8.00	117.00	NoLiq
5.00	4.00	114.00	NoLiq
7.50	6.00	111.00	30.00
10.00	7.00	112.00	30.00
15.00	9.00	115.00	NoLiq
20.00	7.00	118.00	NoLiq
25.00	10.00	123.00	NoLiq
30.00	2.00	128.00	NoLiq
35.00	1.00	122.00	30.00
40.00	7.00	115.00	NoLiq
45.00	2.00	121.00	NoLiq
50.00	2.00	126.00	30.00

Output Results:
Settlement of Saturated Sands=1.58 in.
Settlement of Unsaturated Sands=0.00 in.
Total Settlement of Saturated and Unsaturated Sands=1.58 in.
Differential Settlement=0.791 to 1.043 in.

Depth ft	CRRm	CSRfs	F.S.	S_sat. in.	S_dry in.	S_all in.

2.50	2.00	0.39	5.00	1.58	0.00	1.58
3.00	2.00	0.39	5.00	1.58	0.00	1.58
3.50	2.00	0.39	5.00	1.58	0.00	1.58
4.00	2.00	0.39	5.00	1.58	0.00	1.58
4.50	2.00	0.41	5.00	1.58	0.00	1.58
5.00	2.00	0.43	5.00	1.58	0.00	1.58
5.50	2.00	0.45	5.00	1.58	0.00	1.58
6.00	2.00	0.47	5.00	1.58	0.00	1.58
6.50	2.00	0.48	5.00	1.58	0.00	1.58
7.00	2.00	0.50	5.00	1.58	0.00	1.58
7.50	0.33	0.51	0.65*	1.58	0.00	1.58
8.00	0.33	0.52	0.63*	1.49	0.00	1.49
8.50	0.37	0.53	0.68*	1.41	0.00	1.41
9.00	0.37	0.55	0.67*	1.33	0.00	1.33
9.50	0.37	0.56	0.66*	1.25	0.00	1.25
10.00	0.37	0.56	0.65*	1.17	0.00	1.17
10.50	0.40	0.57	0.71*	1.09	0.00	1.09
11.00	0.45	0.58	0.77*	1.02	0.00	1.02
11.50	0.50	0.59	0.85*	0.95	0.00	0.95
12.00	0.57	0.60	0.96*	0.90	0.00	0.90
12.50	3.12	0.60	5.00	0.87	0.00	0.87
13.00	3.12	0.61	5.00	0.86	0.00	0.86
13.50	3.12	0.61	5.00	0.85	0.00	0.85
14.00	3.12	0.62	5.00	0.85	0.00	0.85
14.50	3.12	0.62	5.00	0.85	0.00	0.85
15.00	2.00	0.63	5.00	0.85	0.00	0.85
15.50	2.00	0.63	5.00	0.85	0.00	0.85
16.00	2.00	0.64	5.00	0.85	0.00	0.85
16.50	2.00	0.64	5.00	0.85	0.00	0.85
17.00	2.00	0.64	5.00	0.85	0.00	0.85
17.50	2.00	0.65	5.00	0.85	0.00	0.85
18.00	2.00	0.65	5.00	0.85	0.00	0.85
18.50	2.00	0.65	5.00	0.85	0.00	0.85
19.00	2.00	0.65	5.00	0.85	0.00	0.85
19.50	2.00	0.66	5.00	0.85	0.00	0.85
20.00	2.00	0.66	5.00	0.85	0.00	0.85
20.50	2.00	0.66	5.00	0.85	0.00	0.85
21.00	2.00	0.66	5.00	0.85	0.00	0.85
21.50	2.00	0.66	5.00	0.85	0.00	0.85
22.00	2.00	0.66	5.00	0.85	0.00	0.85
22.50	2.00	0.67	5.00	0.85	0.00	0.85
23.00	2.00	0.67	5.00	0.85	0.00	0.85
23.50	2.00	0.67	5.00	0.85	0.00	0.85
24.00	2.00	0.67	5.00	0.85	0.00	0.85
24.50	2.00	0.67	5.00	0.85	0.00	0.85
25.00	2.00	0.67	5.00	0.85	0.00	0.85
25.50	2.00	0.67	5.00	0.85	0.00	0.85
26.00	2.00	0.67	5.00	0.85	0.00	0.85
26.50	2.00	0.67	5.00	0.85	0.00	0.85
27.00	2.00	0.67	5.00	0.85	0.00	0.85
27.50	2.00	0.67	5.00	0.85	0.00	0.85
28.00	2.00	0.67	5.00	0.85	0.00	0.85
28.50	2.00	0.67	5.00	0.85	0.00	0.85
29.00	2.00	0.67	5.00	0.85	0.00	0.85
29.50	2.00	0.67	5.00	0.85	0.00	0.85
30.00	2.00	0.67	5.00	0.85	0.00	0.85
30.50	2.00	0.67	5.00	0.85	0.00	0.85
31.00	2.00	0.67	5.00	0.85	0.00	0.85
31.50	2.00	0.66	5.00	0.85	0.00	0.85
32.00	2.00	0.66	5.00	0.85	0.00	0.85
32.50	2.00	0.66	5.00	0.85	0.00	0.85
33.00	2.00	0.66	5.00	0.85	0.00	0.85
33.50	2.00	0.66	5.00	0.85	0.00	0.85
34.00	2.00	0.65	5.00	0.85	0.00	0.85
34.50	2.00	0.65	5.00	0.85	0.00	0.85
35.00	2.00	0.65	5.00	0.85	0.00	0.85
35.50	0.17	0.65	0.27*	0.71	0.00	0.71
36.00	0.22	0.64	0.34*	0.57	0.00	0.57
36.50	0.26	0.64	0.41*	0.45	0.00	0.45
37.00	0.31	0.64	0.48*	0.34	0.00	0.34
37.50	0.36	0.64	0.56*	0.25	0.00	0.25

38.00	0.41	0.64	0.64*	0.17	0.00	0.17
38.50	0.47	0.63	0.75*	0.10	0.00	0.10
39.00	0.58	0.63	0.91*	0.04	0.00	0.04
39.50	3.12	0.63	4.96	0.01	0.00	0.01
40.00	3.12	0.63	4.97	0.00	0.00	0.00
40.50	2.00	0.63	5.00	0.00	0.00	0.00
41.00	2.00	0.62	5.00	0.00	0.00	0.00
41.50	2.00	0.62	5.00	0.00	0.00	0.00
42.00	2.00	0.62	5.00	0.00	0.00	0.00
42.50	2.00	0.62	5.00	0.00	0.00	0.00
43.00	2.00	0.62	5.00	0.00	0.00	0.00
43.50	2.00	0.61	5.00	0.00	0.00	0.00
44.00	2.00	0.61	5.00	0.00	0.00	0.00
44.50	2.00	0.61	5.00	0.00	0.00	0.00
45.00	2.00	0.61	5.00	0.00	0.00	0.00
45.50	2.00	0.60	5.00	0.00	0.00	0.00
46.00	2.00	0.60	5.00	0.00	0.00	0.00
46.50	2.00	0.60	5.00	0.00	0.00	0.00
47.00	2.00	0.59	5.00	0.00	0.00	0.00
47.50	2.00	0.59	5.00	0.00	0.00	0.00
48.00	2.00	0.59	5.00	0.00	0.00	0.00
48.50	2.00	0.59	5.00	0.00	0.00	0.00
49.00	2.00	0.58	5.00	0.00	0.00	0.00
49.50	2.00	0.58	5.00	0.00	0.00	0.00
50.00	2.00	0.58	5.00	0.00	0.00	0.00

* F.S.<1, Liquefaction Potential Zone
(F.S. is limited to 5, CRR is limited to 2, CSR is limited to 2)

Units: Unit: qc, fs, Stress or Pressure = atm (1.0581tsf); Unit Weight = pcf; Depth = ft; Settlement = in.

1 atm (atmosphere) = 1 tsf (ton/ft2)

CRRm	Cyclic resistance ratio from soils
CSRsf	Cyclic stress ratio induced by a given earthquake (with user request factor of safety)
F.S.	Factor of Safety against liquefaction, F.S.=CRRm/CSRsf
S_sat	Settlement from saturated sands
S_dry	Settlement from Unsaturated Sands
S_all	Total Settlement from Saturated and Unsaturated Sands
NoLiq	No-Liquefy Soils