

DOCKETED

Docket Number:	16-TRAN-01
Project Title:	SB 350 Transportation Electrification (Publicly Owned Utilities)
TN #:	213882
Document Title:	Presentation - Transportation Electrification - BWP's Integrated Resource Planning by Kapil Kulkarni
Description:	October 5, 2016 Workshop
Filer:	Patty Paul
Organization:	Burbank Water and Power
Submitter Role:	Public Agency
Submission Date:	10/4/2016 8:19:58 AM
Docketed Date:	10/4/2016



Transportation Electrification

BWP's Integrated Resource Planning

CEC Workshop

October 5, 2016



Initial Goals

01 Introduction

BWP overview

02 Achievements

Public chargers, TOU rates, rebates

03 Current

Capabilities and challenges

04 Sectors

Sector-specific plans


05 Operations

What are the impacts of maintenance, distribution operations, rates, etc?

06 Next steps

BWP Summary

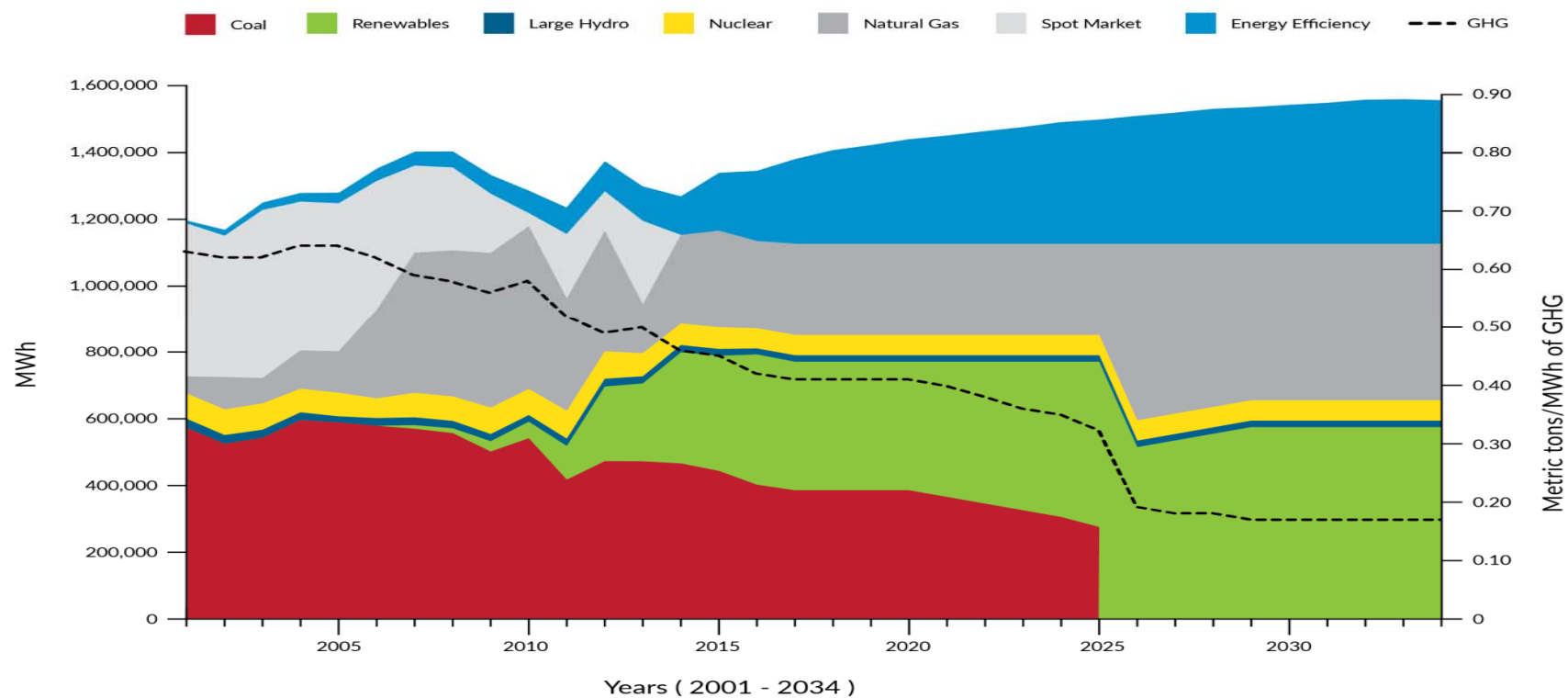
BWP's Electric Load



Street lighting charges and temporary power construction projects comprise the remaining 3.4%.

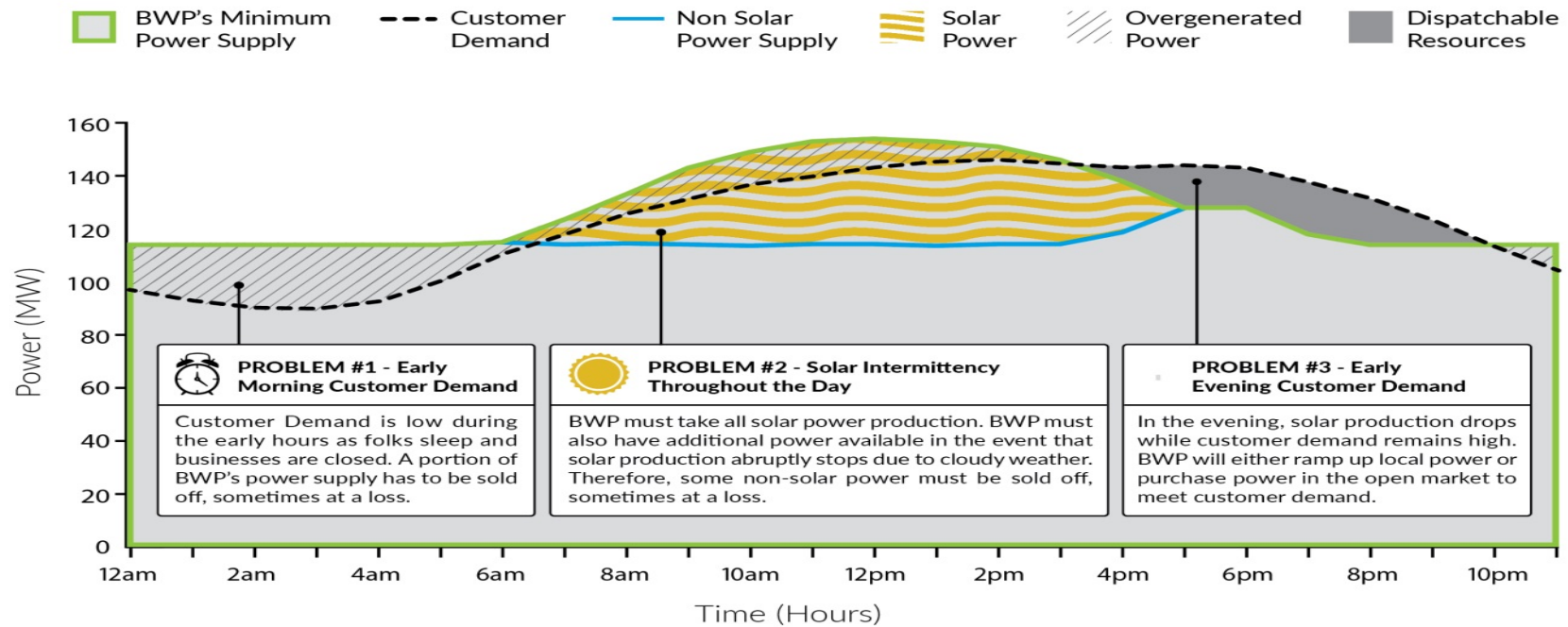
BWP Summary

Burbank's Energy Supply and GHG Profile



BWP Summary

Burbank Has More Power Than It Uses on Any Given Day





Achievements:



Parking Lot Chargers

Created initial charging network in 2011 using DOE grant and Chargepoint as equipment and back office provider.



Curbside Chargers

Expanded successful charging network in 2015 using CEC ARFVTP grant to public right-of-way using Greenlots as equipment and back office provider.



EV Program

- DCFC Charger
- TOU rates
- Rebates

| BWP Currently

Capabilities

- EV Program with an established Budget, and Roles for Marketing, Project and Engineering Functions.
- Internal or turnkey installation approach.
- Full electric AMI – ability to monitor usage without expensive charger networking options.

Challenges

- Incorporating EV-related electric load into current utility operations.
- Balancing the promotion of transportation electrification with BWP mandate to provide reliable, affordable, and sustainable electric service.
- Competing funding priorities.

BWP Campus



Fleet Vehicles

- 5 battery electric cars.
- 6 plug-in hybrid cars.
- 2 plug-in hybrid trucks.
- Replacement of ICE cars with plug-ins and battery electric cars as feasible.



Employee Charging

- 6 Level 1 outlets – default.
- Additional chargers as necessary.

Public / Corridor Charging

Summary	11 Chargepoint Level 2 chargers installed in parking lots in 2011. 16 Greenlots Level 2 chargers installed curbside in 2015. 1 Greenlots Level 3 (DCFC) installed on Pass Avenue in 2016. Public charging should include Level 2 and 3 chargers; use of Level 1 charging in Burbank has been less than 1% of total.
Advantages	BWP can monitor and control usage and pricing at each charger. Usage is reportable to CARB for LCFS credits.
Disadvantages	Initial capital expense.
Benefit-Cost	Benefits = \$135 in gross revenue (based on 800 kWh) per charger per month. Maintenance Costs = 1 call per month, estimated at \$75. Electricity Costs = \$25 per charger per month (based on marginal fuel costs of 3 cents per kWh).

Public / Corridor Charging - continued

Target Market	All EV drivers. Out of town visitors to Burbank. Multifamily residents - without access to individual chargers. Small business employees - without access to large parking lots that are more conducive to charger installation.
Next Steps	Install additional chargers as necessary. Minimize cost by installing many chargers at few locations (as opposed to curbside program of 2 chargers at many locations). Research cheaper equipment options, such as non-networked chargers.

Residential Single Family Charging

Summary	48 home charging credits (for Level 1 or 2) received prior to 2015. 23 Level 2 home charging rebates in FY 15-16. 100 Level 2 home charging rebates forecast for FY 16-17 (with annual doubling.)
Advantages	BWP's lowest cost option for promoting home charging, limited to \$500 per home. BWP gains visibility into where these homes and chargers are and can somewhat control usage through the mandatory TOU rate.
Disadvantages	Customer interest may be limited due to high installation costs, and mandatory TOU rate. Customer installation costs can range from \$500 to \$1,000, depending on proximity to source of 240V power.
Benefit-Cost	Benefits = \$240 in gross annual revenue (based on 3,000 kWh), equating to a discounted \$1,600 over a ten year lifetime. Rebate Costs = \$500.

Residential Single Family **Charging - continued**

Target Market	Single family residents.
Next Steps	Continue promoting the rebate program. Monitor for changes in equipment and installation cost, and customer satisfaction with mandatory TOU rate.

Multi Family / Workplace Charging

Summary	Level 1 and 2 charging at Burbank Multi Unit Dwellings (MUD) and Employers.
Advantages	<p>BWP's cost is limited to the rebate (if applicable); much cheaper than installing public chargers.</p> <p>Level 1 charging is adequate for workplace, given the long (8-10 hour residence times).</p> <p>EV charging load profile will match existing commercial customer load profile.</p>
Disadvantages	Impossible for BWP to monitor or control usage without dedicated meter and service, which increases cost.
Next steps	<p>Workplace and Employer survey to determine size and potential of market.</p> <p>Work with Community Development Department to investigate City Ordinance requiring EV infrastructure at each new or retrofitted MUD or commercial property.</p>

Maintenance

Current practice is re-active, based on when equipment faults occur.

Distribution Operations

All current EV charger installations, including by customers, require a Plan Check and Electrical Permit to ensure adequate electrical power.

EV Charging Rates

Residential

Residential Single Family	Default is tiered rate. Voluntary whole home TOU rate for Early Adopters. Mandatory whole home TOU rate for Level 2 charger rebate recipients.
Residential Multi Family	If individual electrical service: Default is tiered rate. Voluntary whole home TOU rate for Early Adopters. Mandatory whole home TOU rate for Level 2 charger rebate recipients.
Multi Unit Dwelling	If common electrical service: If residential account, default is tiered rate. If commercial account, whole building TOU rate (beginning January 1, 2017 for all customers).

EV Charging Rates

Non-Residential

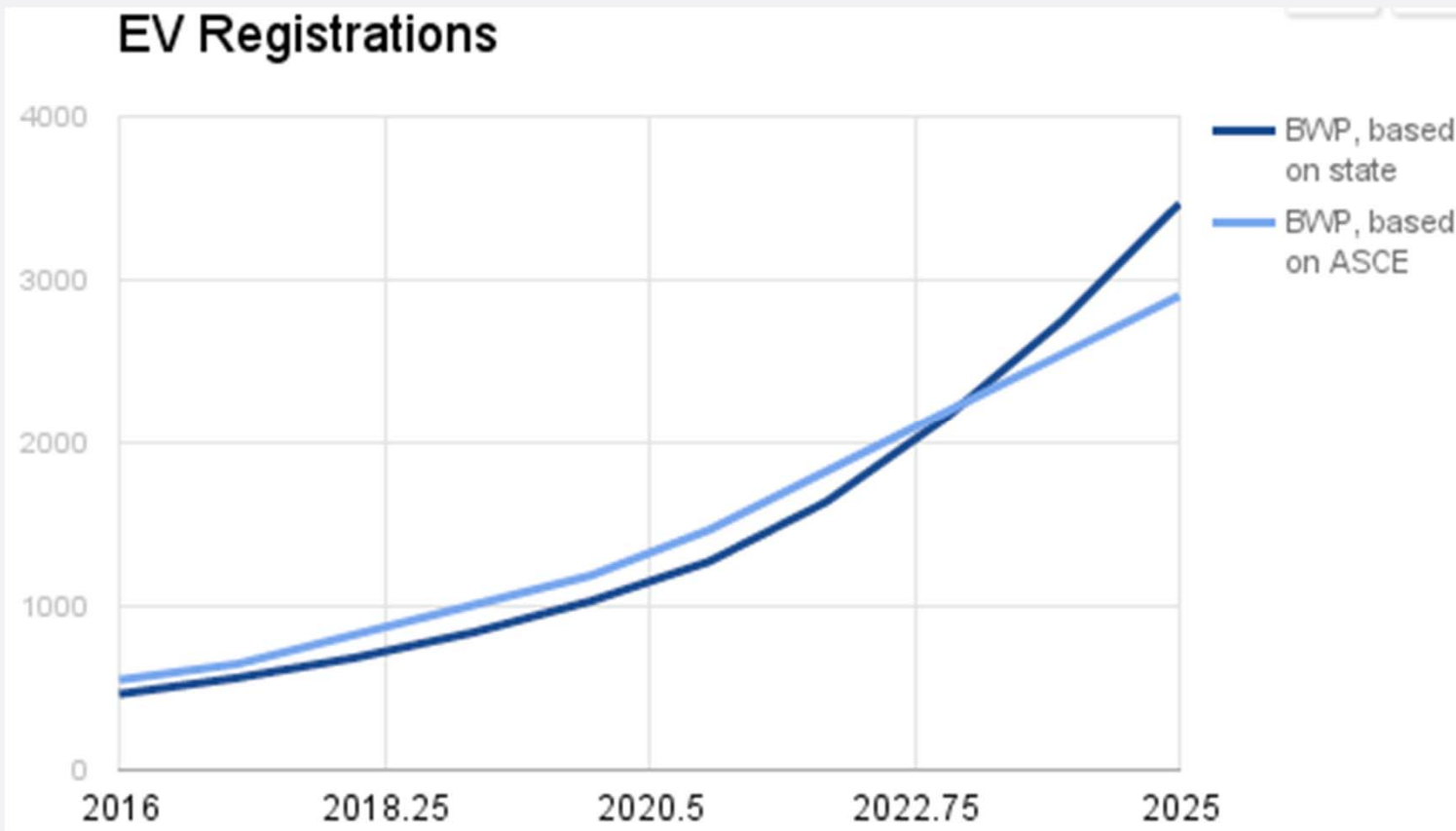
Commercial	If part of existing service / behind customer meter: Class-based TOU rate If separate or BWP service: EV charging rate
Public	EV charging rate (per Citywide Fee Schedule and enforced via Ordinance) Level 2: Summer peak (4pm to 7pm) - 31.17 cents per kWh All other hours - 17.81 cents per kWh Level 3: Summer peak (4pm to 7pm) - 50.58 cents per kWh All other hours - 28.90 cents per kWh

Rates Analysis

	11pm-8am	8am-4pm	4pm-7pm	7pm-11pm
Residential	\$0.08	\$0.17	\$0.25	\$0.17
Commercial	\$0.11	\$0.13	\$0.21	\$0.13
Public - Level 2	\$0.18	\$0.18	\$0.31	\$0.18
Public - Level 3	\$0.29	\$0.29	\$0.51	\$0.29

The following chart is a heat map - green indicating lower prices and red indicating higher prices - of charger pricing, based on type of charger and time of day. The heat maps can also be thought of as a daily load profile - where charging rates are lower when electricity supply exceeds demand.

EV Forecast



Both forecasts show a doubling of total EVs in Burbank over the next five years, with at least a six-fold increase by 2025.

EV Budget

	FY 15-16	FY 16-17	FY 17-18	FY 18-19	FY 19-20
Residential Rebates	\$25,000	\$50,000			
Commercial Rebates	\$25,000	\$50,000			
Public Charging	\$200,000	\$184,000			
Public/Private Infrastructure	\$0	\$100,000			
Grants (CEC)	\$215,000	\$0			
Total	\$465,000	\$384,000	TBD	TBD	TBD

BWP will continue to rely on creativity and a variety of funding sources for EV infrastructure and transportation electrification.

Charging Partners



Chargepoint

- Original Equipment Manufacturer (OEM).
- Can be installed behind the meter, with customer ownership and maintenance, or as a utility-owned public charger.
- BWP partner since 2011.
- 11 Level 2 parking lot chargers.



Greenlots


- Agnostic equipment provider.
- Typically installed as a utility-sponsored charger.
- BWP partner through SCPPA since 2015.
- 16 (8 dual) Level 2 curbside chargers.
- 1 Level 3 DCFC.

Charging Partners – new!



Hollywood Burbank Airport

- 6 Level 2 parking lot chargers located in valet area - \$5 on top of valet parking fees.
- Project management by BWP.
- Designed and installed by Greenlots.
- Maintained by Airport Authority.
- All done at a cost of \$4,200 per charger.

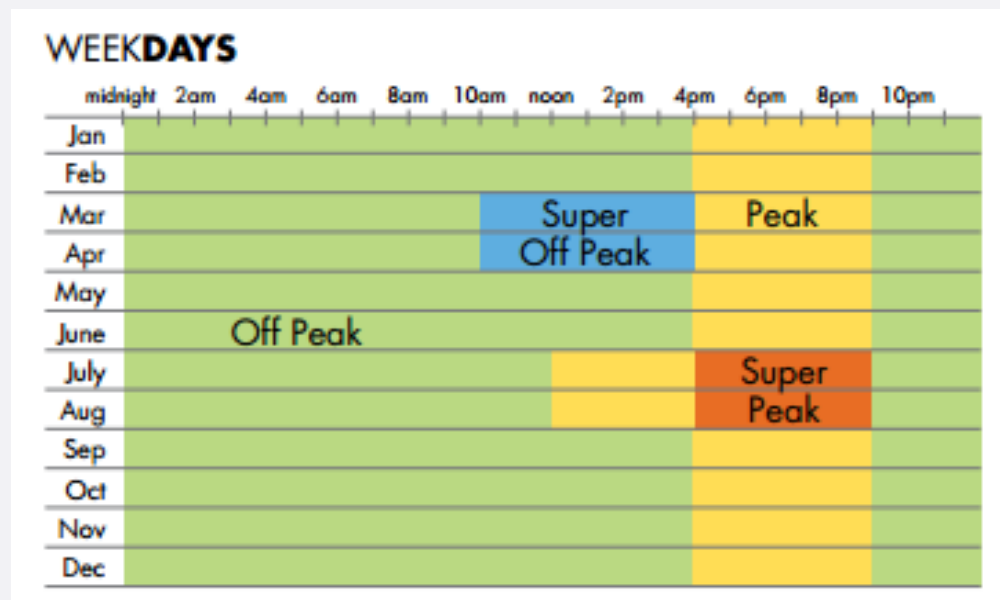


BWP

Next Steps

Overall EV Program

- Monitor residential, including charger usage, and market patterns and trends.
- Continue to utilize multiple funding sources, including additional funding to fill the gaps – such as for public chargers.
- Survey and promotion of MUD and Workplace charging.



「thank you.」