DOCKETED

Docket Number:	09-AFC-07C
Project Title:	Palen Solar Power Project - Compliance
TN #:	201302
Document Title:	Exh. 3089 Ivanpah Solar Electric Generating System Oct 2013 Monthly Compliance Report
Description:	monitoring compliance report
Filer:	Ileene Anderson
Organization:	Center for Biological Diversity
Submitter Role:	Intervenor
Submission Date:	11/21/2013 4:54:00 PM
Docketed Date:	11/21/2013

DOCKETED

Docket Number:	07-AFC-05C
Project Title:	Ivanpah Solar Electric Generating System (Compliance)
TN #:	201254
Document Title:	Oct 2013 MCR
Description:	N/A
Filer:	Joe Douglas
Organization:	California Energy Commission
Submitter Role:	Energy Commission
Submission Date:	11/18/2013 7:52:13 AM
Docketed Date:	11/18/2013

BrightSource

November 14, 2013

Mr. Joseph Douglas
Compliance Project Manager
California Energy Commission, Siting, Transportation, and Environmental Protection Division
1516 9th Street
Sacramento, CA 95814

RE: Ivanpah Solar Electric Generating System (07-AFC-5C)
Condition of Certification COMP-6: October 2013 Monthly Compliance Report No. 37

Dear Mr. Douglas,

Please find attached the Monthly Compliance Report #37 for the Ivanpah Solar Electric Generating System for the month of October 2013 for your review and comment. The template you provided was used as a basis for this report along with the requirements included in Condition of Certification COMP-6. This document also includes the following monthly reports required under the project Conditions of Certification:

Exhibit 4	Air Quality Monthly Monitoring Report
Exhibit 7	Cultural Resources Monthly Monitoring Report
Exhibit 8	Paleontological Resources Monthly Compliance Report
Exhibit 9	Biological Resources Monthly Monitoring Report

Please feel free to contact me with any questions, concerns, or comments. Thank you.

Sincerely,

Mary Huizar
ISEGS Site Compliance
100302 Yates Well Road
Nipton, CA 92364

Phone (760) 718-8294
Fax (510) 550-8468

Cc: Raymond Lee, Bureau of Land Management, Needles, CA
Larry LaPre, Bureau of Land Management, Moreno Valley, CA
Tim Fisk, NRG, Houston, TX
Paul Zavesoff, NRG, Carlsbad, CA
Raymond Kelly, NRG, Carlsbad, CA
Randall Hickok, NRG, Carlsbad, CA
David Beaudoin, NRG, Ivanpah
Shankara Babu, NRG Operations, Ivanpah
Joe Conkling, Google, Mtn View, CA
Terry Copeland, Bechtel Corporation, Ivanpah

BrightSource

Cc : Continued
Marc Sydnor, BSE, Oakland, CA
Douglas Davis, BSE, Ivanpah
Mike Bobinecz, BSE, Ivanpah
Document Control Mgr. BSE, Oakland, CA
Susan Coddington-Allen, Bureau Veritas, Sacramento
Alyse Getty, Parsons, Denver, CO
John Carrier, CH2MHill, Sacramento, CA

Ivanpah Solar Electric Generating System

California Energy Commission (07-AFC-5C)
Bureau of Land Management
(CACA-48668, 49502, 49503, and 49504)
Condition of Certification COMPLIANCE-6

Monthly Compliance Report No. 37

October 2013 Reporting Period

Submitted November 14th, 2013

Prepared by: Mary Huizar
ISEGS Site Compliance
BrightSource Energy
1999 Harrison Street, Suite 2150
Oakland, CA 94612

This page intentionally left blank

Table of Contents

Monthly Compliance Report Summary…… Exhibit 1

Section 1. Construction Summary
Section 2. Environmental Compliance Issues

a) SWPPP-Stormwater Pollution Prevention Plan Related Issues
b) Safety Incidents/Spills
c) Biological Updates
d) Agency Notifications
e) Agency Submittals
f) Important Meetings/Activities
g) Regulatory Decisions
h) Formal complaints, Warnings, NOVs or Citations
i) ISEGS Compliance File Documents

Ivanpah 90 Day Schedule…… Exhibit 2

Ivanpah SEGS Compliance Matrix…… Exhibit 3

Air Quality Monthly Compliance Report……Exhibit 4

- Appendix A Key Events List
- Appendix B Heavy Equipment List, Tier Letters
- Appendix C Compliance Matrix-Pre-Construction
- Appendix D Compliance Matrix-Construction
- Appendix E Vehicle Undercarriage Log, YTD

Drainage, Erosion, and Sediment Control Summary……… Exhibit 5

Worker Environmental Awareness Program (WEAP)…… Exhibit 6

Cultural Resources Monthly Monitoring Report…….…….. Exhibit 7

Paleontological Resources Monthly Monitoring Report…….. Exhibit 8

Biological Resources Monthly Monitoring Report…… Exhibit 9

Section 1 Biological Summary Report with Exhibits
Section 2 Special Status Plants BIO-18 Summary Report
Section 3 Revegetation, Rehabilitation, and Weed Management Activities
Section 4 Desert Tortoise Fence Status Reports
Section 5 Avian/Bat Table
Section 6 Biological Notifications to the Agencies

Master CBO Submittal List ……..Exhibit 10

CBO Payment Documentation……..Exhibit 11

Key Events List……..Exhibit 12

Agency Approvals ……..……..……....Exhibit 13

CIVIL-1 Approvals …..……..……..……....Exhibit 14

S&W-1 Approvals ……..……..……..Exhibit 15

STRUC-1 Approvals…….……Exhibit 16

ELEC-1 Approvals…….....Exhibit 17

NCR-1 Approvals…….....Exhibit 18

Construction Safety Summary……..……Exhibit19

Exhibit 1

Monthly Compliance Report

Summary

ISEGS MCR #37

October 2013 Reporting Period

MONTHLY COMPLIANCE REPORT SUMMARY

1. Construction Summary as reported by Bechtel

This progress report provides status of the work performed through October 2013. The total project percent complete now stands at 98.4% versus a plan of 100%.

Routine weekly and daily coordination meetings continue to be held with Solar Partners and Bechtel.

Engineering is now 99.6% complete versus a plan of 100%. During October, Engineering continued to support project commissioning. Procurement awards remain at 127 purchase orders since the beginning of the project.

Construction is now 98.2% complete versus a plan of 100%. Temporary Common Area facilities continue to be dismantled.

Unit 1 construction is now 99.3% complete. In October, the project completed turbine roll and turbine synchronization. Construction has turned over 109 systems to startup with 109 accepted to date. Startup has turned 176 systems over to the client with 56 accepted. Demobilization of construction facilities continues.

Unit 2 construction is 97.8% complete. As of the end of October, 90 systems have now been turned over to startup with 86 accepted. Steam blows completed as did steam blow restoration towards late October.

Unit 3 construction is 97.3% complete. 91 systems have been turned over from construction to startup with 88 accepted. Steam Blow Restoration started in September and completed in early October. Unit 2 completed turbine checks and reached turbine on gear milestone. The total site heliostat installed through October is 173,500. This completes heliostat installation for all units.

During the month of October, there were no recordable events and no lost time incidents. Details are included in the report. Through the end of this month, the project has worked over 7,250,872 hours.

2. Environmental Compliance Issues

a. SWPPP Storm water Pollution Prevention Plan Issues

- There were no qualifying rain events this month. During this reporting period, everything was found to be in compliance with the Storm Water Pollution Prevention Plan as amended by the CEC directives.

Biologists reported the following:

There was one rain event during the month commencing on October 9, 2013 (data unavailable at CLA gauge) and extending to October 10, 2013 (0.34" at CLA gauge), which started in the evening after workers left the site, and ended by mid-morning the following day. Total rainfall for the event was measured at 0.54" at the Tortoise Husbandry Pens, roughly ¼ mile away from the CLA gauge. It caused minor damage to fence lines, leaving a few areas in need of repair. The morning following the event, monitors inspected the fence line and performed emergency repairs as necessary to tortoise exclusion fences to keep the fence line tortoise proof. Tortoise guards were dug out as needed.

b. Environmental Safety & Health as reported by Bechtel

- **Safety Incidents & Spills for October 2013**
  - There were nine spills during the month of the following materials: hydraulic oil, lubrication oil resin-water solution, hydrogen peroxide-water solution and propylene glycol-water solution. Incident reports were completed and the spills were properly remediated and containerized (when appropriate) for proper disposal.

- **Safety Performance Data**
  - Experience Modification Rate 2012: 0.76
  - Month Recordable Incident Rate (RIR): 0.00
  - Inception to date Recordable Incident Rate (RIR): .92
  - RIR Severity Rate: 28.59
  - Days away from work rate (DAWR): 0.02
  - DAWR Severity Rate: 0.16
  - Near-miss count: 199

- Summary of OSHA Recordable and/or Lost Time Incidents:
- Recordable - ZERO for the month. 273 days since last recordable
- Lost Time – ZERO for the month. 875 days since only lost time incident and over 7 million man-hours.

- **Work Completed**
  - Project Environmental Safety and Health (ES&H) orientation and Work Environmental Awareness Program (WEAP) training was conducted.
  - Fall protection, scaffold user, confined space, and aerial lift training was conducted for newly hired Bechtel Craft and Subcontractor personnel as required.

- Conducted GHS Training
- Conducted annual refresher WEAP on a weekly basis

➢ **Work In Progress**

- Continue providing annual WEAP Refresher class.
- Unit Zero Accident Team walkdowns.

➢ **Work to be Started Next Period**

- Conduct additional LOTO/Work Authorization training as required.
- Evaluate and enhance emergency notification process if required
- Conduct Emergency Response drills and/or education sessions in Unit 1, 2 & 3 as required.

c. Biological Updates

1. Biological monitoring by authorized Biologists of all construction activities continued, including all required animal husbandry in accordance with the requirements within the Conditions of Certification, results are reported in this MCR in Exhibit 9.
2. All special status plants within the rare plant transplantation area were monitored and maintained in accordance with the Special Status Plant Plan.
3. The Animal Husbandry Plan was implemented within the tortoise pens as well as in other required areas on site.
4. The EMP plan was implemented on-site.
5. During the month of October, all telemetered tortoises on site were radio tracked on a bi-monthly basis (per the terms of the June 10, 2011 Biological Opinion).
6. A monthly weed assessment was also conducted and the summary report has also been included in Exhibit 9.
7. Further information on biological and botanical activities required under Conditions of Certification BIO-8, BIO-9, BIO-10, BIO-14, and BIO-18 is included in Exhibit 9.
8. There were two newly missing tortoises in October 2013. No new juvenile tortoises were located and numbered in October 2013. No monitored tortoises were found deceased in October 2013. Details included in Exhibit 9.
9. Kit Fox activity on site was monitored and details are included in Exhibit 9
10. Health assessments were performed on 397 (223 were reported on in the September MCR) monitored desert tortoises in the recipient area, control area and holding pens

between September 19, 2013 abd October 29, 2013. Assessments began on May 12, 2012, for tortoises recorded out of brumation for at least four weeks, and on May 15, 2012, for the rest of the tortoises (as stipulated in the 2011 Biological Opinion). Details were included in Exhibit 9 in MCR #32.

11. All other flora and fauna notifications and further details are included in Exhibit 9 Biological Summary Report.

d. Agency Notifications and Submittals

1) **MCR** Monthly Submittal- Per the project Conditions of Certification, multiple reports are being submitted within this Monthly Compliance Report. Those include, Exhibit 4: Air Quality Monthly Compliance Report, Exhibit 7: Cultural Resources Monthly Monitoring Report, Exhibit 8: Paleontological Resources Monthly Compliance Report, and Exhibit 9: Biological Resources Monthly Monitoring Report

2) **Biological** Submittals**,** if any**,** are attached to Exhibit 9,

3) **Cultural** Notifications, if any, are included in Exhibit 7

4) **Paleontological** Notifications, if any, are included in Exhibit 8

5) **SWPPP** related notifications are included in Exhibit 5.

6) **FAA Notifications** regarding any outages of the FAA lights on top of the three Towers continued as required.

7) **AQ-5** Unit II & Unit III Aux Boiler Report on Compliance Test Program submitted on October 16th and 23rd, respectively.

8) **BIO-21** Avian Monitoring Plan Rev.10 was submitted on October 31st.

The following **TABLE 1** includes Actions including plan or report submittals that were made up to the end of this reporting period in compliance with the project's **Conditions of Certification.**

	TABLE 1 ACTIONS THAT SATISFIED THE CONDITIONS OF CERTIFICATION Revised 08/14/13	
Condition	**Actions that Satisfied the Condition**	**Date Submitted**
AQ-5	Unit 1 Auxiliary Boiler Performance test date for tower stack emissions was revised to April 9, 2013, and notification made to Agencies for approval.	04/03/13
AQ-5	Unit 1 Auxiliary Boiler Performance test results for tower stack emissions were submitted to the Agencies on 5/15/13, along with the Coriolois Fuel Meter Verification for the Unit 1 Fuel Gas	05/15/13

AQ-5	Unit 1 Auxiliary Boiler Stack emission initial performance testing was completed, the associated draft summary report has been submitted for internal review.	04/09/13
AQ-5	Unit 2 Auxiliary Boiler Performance Testing protocol and anticipated test date (6/2/13) was submitted. Notified MDAQMD on 7/31/13 for extension of Initial Performance Test date to 10/11/13. Approved on 7/31/13	04/30/13
AQ-5	Unit 3 Auxiliary Boiler Performance Testing Protocol and anticipated test date (First week of July 2013) was submitted. Notified MDAQMD on 7/31/13 for extension of Initial Performance Test date to 10/11/13. Approved on 7/31/13	05/07/13
AQ-7	Submitted responses and received Revised DRAFT ATC documents from MDAQMD, Received approval of AQ amendment and ATC permits changes(2/13/13)	11/30/12; 02/13/13
AQ-7	Submitted Notifications of Anticipated First Fire of Unit 1, 2 and 3 of Auxiliary Boiler & Draft Compliance/Testing Plan for Units1,2 &3	08/21/12, 01/18/13, 04/03/13
AQ-7	Submitted Notification of **Actual** First Fire Date of Unit 1 Auxiliary Boiler FF DATE:11/18/12	11/28/12
AQ-7	Submitted Notification of **Actual** First Fire Date of Unit 2 Auxiliary Boiler FF DATE:01/29/13	01/30/13
AQ-7	Submitted Notification of **Actual** First Fire Date of Unit 3 Auxiliary Boiler FF DATE:4/06/13	04/09/13
AQ-9	Submitted plans on how the measurements and recording will be performed by the chosen monitoring system	8/21/11
AQ-22	Submitted specifications for Unit 1, Unit 2 and Unit 3 Emergency Generators hour meter	9/26/11; Rev. 2/28/12
AQ-26	Submitted EDG engine specifications for each Unit's Power Block	2/9/11, 2/28/12
AQ-37	Submitted Common Logistics Area EDG hour meter specifications.	3/21/13
AQ-41	Submitted Common Logistic Area EDG engine specifications.	3/21/13
AQSC-2	Submitted AQCMP to BLM on 10/7/10. Approved on 12/20/10. Revision 1 was submitted to CEC on 3/11/11. Revision 2	
AQSC-3	Submitted documentation of compliance with the Air Quality Construction Mitigation Plan	04/11/13
AQSC-4	Submitted documentation of compliance with the Dust Plume Response Requirement	04/11/13
AQSC-5	Submitted Construction Mitigation Report demonstrating compliance with the AQCMP	04/11/13
BIO-8	Submitted documentation of implementation of the measures in the BRMIMP, updated Approved plans	04/11/13

BIO-9	Fall 2012 Translocation of 17 Desert Tortoises took place pursuant to BO 8-8-10-F-24R and COC BIO-9 Disposition Plan for Fall 2012 Translocation Plan which was submitted to CEC, BLM, USFWS, and CDFG.	09/23/12
BIO-9	Revised Husbandry Plan (Rev. 1) was submitted on 12/3/12. Approved on 1/30/13	12/3/12
BOp	Spring Health Assessments on the 423 Desert Tortoises were completed between May 12 and June 1st, 2013 per the 2011 Biological Opinion	5/12/13 to 06/01/13
BIO-10, BIO-14, BIO-18	Submitted the 2012 Annual Biological Compliance Reports Dated January 2013	01/29/13
BIO-11	Submitted documentation of implementation of the measures in the BRMIMP	04/11/13
BIO-12	Submitted Raven Management Plan Rev 4 ("Approved" 1/17/13-& 1/29/13 yet does not require approval-living doc)	10/17/12
CIVIL-1	Submitted list of all general design documents approved by the CBO in MCR	04/11/13
COMP-5	Submitted Compliance Matrix containing all Conditions of Certification - Pre-Construction, Construction and Operations in the MCR	04/11/13
COMP-6	Submitted the Monthly Compliance Report	04/11/13
CUL-5	Submitted list of all persons having completed WEAP/Biological training in the MCR	04/11/13
CUL-7	Submitted Cultural Resources Monitoring Report for reporting period in the MCR	04/11/13
HAZ-1	Submitted Notification of Chem Clean Chemicals to be brought on- site and utilized at Ivanpah Units 1, 2 and 3 for the Boilers.	09/26/12 11/01/12 12/14/12
HAZ-1	ISEGS HAZ-1 and HAZ-2 Refrigerant for HVAC MSDS Notification	6/18/13
HAZ-2	Submitted Notification of Chem Clean Chemicals to be brought on- site and utilized at Ivanpah Units 1, 2 and 3 for the Boilers.	09/26/12 11/01/12 12/14/12
HAZ-2	Submitted the Hazardous Materials Business Plan for Operations	02/13/13
HAZ-2	ISEGS HAZ-1 and HAZ-2 additional chemical Notification NALCO H550 & NALCO TRAC107 Plus	07/03/13
HAZ-3	Submitted the Safety Management Plan for Operations, Approved by BLM 6/13/13	04/29/13
NOISE-7	Submitted Notifications for Steam Blows at each Unit Unit 1 Phases 1 and 2 Unit 2 Unit 3	02/06/13, 0 2/21/13 03/20/13 04/09/13

PAL-4	Submitted list of all persons having completed WEAP/Paleo training in the MCR	04/11/13
PAL-5	Submitted Paleontological Resources Monitoring Report for reporting period in the MCR	04/11/13
S&W-4	Submitted the Semi-Annual Groundwater Usage Summary, and revised Semi-Annual Usage Report in June 2013	04/20/12 11/15/12;06/01/13
S&W-6	Monitoring of the 3 ISEGS Wells as part of quarterly monitoring required in the GMRP	11/20/12 12/20/12 02/18/13 05/01/13
S&W-6	ISEGS 2012 Annual Groundwater Monitoring Report was originally submitted on May 1, 2013, and also resubmitted to the Agencies and Revised on June 5, 2013 (REV 1) with a new water usage table with corrected amounts from Bechtel. This usage information is also provided in the MCR after the submittal letter.	05/01/13; 6/05/13
S&W-8	Submitted Sanitary Waste System Plan	3/25/13
TRANS-3	Submitted the Heliostat Positioning Plan.	01/14/13
TRANS-3	Submitted Revision 1 of the Heliostat Positioning Plan, Approved by BLM 6/13/13	04/22/13
TRANS-4	Submitted the Power Tower Luminance Plan, Approved by BLM 6/13/13	04/05/13
TRANS-5	FAA Notifications resulting in NOTAMS for Jean Airport continued as necessary if FAA lights were out for more than 30 minutes on any of the Three Unit Towers.	10/28/12 thru 6/30/13
TRANS-6	FAA Notification: Prior to start-up and testing activities of the plant and all related facilities, the project owner shall coordinate with the FAA to notify all pilots using the airspace in the vicinity of the ISEGS of potential air hazards from turbulence. FAA has previously issued Determination of No Hazard	02/12/13
VIS-4	An Amendment to the Visual Resources Mitigation Plan was submitted in accordance with VIS-4 on 11/02/12 and Approved on 01/29/13	11/02/12
WORKER SAFETY-3	Submitted list of all person having completed safety training during reporting period in the MCR	04/11/13
WORKER SAFETY-3	NOTIFICATION OF Worker Safety-3 New ISEGS Project Construction Safety Supervisor CHANGE 6/10//13 JOHN FANTO TO CAROLYN CREECH CRAIN	6/10/13

f. Important Meetings/Activities

1. Ongoing meetings continued with agencies regarding final plans and approvals for mitigation measure 50 miles of fence, and Visitor Information Center.

2. Transition to Operations Meetings continued monthly.

3. A list of project compliance activities scheduled during the next two months is included in **Exhibit 2, the Ivanpah SEGS 90-day Schedule**.

g. Regulatory Decisions/Approvals

There were no regulatory decisions or approvals revcieved in the month of October.

h. Formal Complaints, Warnings, NOVs or Citations

There were no formal complaints, warnings, notices of violation, or citations received during the reporting period.

i. ISEGS Compliance File

The Ivanpah SEGS on-site compliance file is maintained at the project site by the ISEGS Senior Compliance Manager Douglas Davis and Site Compliance Assistant, Mary Huizar. As of the end of the reporting period, the on-site compliance file contains the following information:

- CEC Final Decision
- CEC Notice to Proceed
- BLM Record of Decision
- BLM ROW Notices to Proceed
- USFWS Biological Opinion and any Revisions
- All approved BLM Verification Change Request Forms
- WEAP Training Booklet, Training Sheets, and Training Log
- CRMMP- Cultural Resources Mitigation and Monitoring Plan
- BRMIMP- Biological Resources Mitigation, Implementation and Monitoring Plan
- PRMMP- Paleontological Resources Mitigation and Monitoring Plan
- DT Translocation Plan
- Burrowing Owl Mitigation and Monitoring Plan,
- Animal Husbandry Plan
- AQCMP-Air Quality Compliance and Mitigation Plan
- Traffic Control Plan
- Noise Control Plan
- Weed Management Plan
- Raven Management Plan
- Avian and Bat Monitoring and Management Plan
- Big Horn Sheep Plan
- Closure, Rehabilitation, and Revegetation Plan
- On-Site Contingency Plan

- Special-status Plant Protection and Monitoring Plan
- Special-status Plant Remedial Action Plan
- BIO-9 Compliance Status Reports-included in MCRs
- Special-Status Plants Annual Reports
- Unplanned Temporary or Permanent Closure/On-Site Contingency Plan
- Heliostat Positioning Plan-Rev 1
- Groundwater Monitoring and Reporting Plan
- Annual Groundwater Monitoring Reports
- All Monthly Compliance Reports
- SWPPP Annual Reports
- Semi-Annual Groundwater Usage Reports
- Annual Biological Summary Reports
- DOE Annual Summary Environmental Compliance Report
- Power Tower Luminance Plan
- Hazardous Materials Management Plan
- Visual Resources Mitigation Plan (Lighting Plan w/Nighttime Amendment)
- Safety Management Plan
- CUPA (Certified Unified Program Agency) Annual Permit for Facility #FA0014961 from San Bernardino County FireProtection District

Exhibit 2

Ivanpah SEGS

90-day Schedule

Condition of Certification-Comp-6

This page intentionally left blank

IVANPAH Current Schedule	BECHTEL POWER CORP	Run Date: 23-Sep-13

Activity ID	Activity Name	Original Duration	Start	Finish
COMMON AREA				
30 ELECTRICAL FACILITIES				
START_UP				
BSS9AN1EE-130	9AN1 - System T/O to Owner	0		26-Aug-13*
BSS9ES1EE-130	9ES1 - System T/O to Owner	0		26-Aug-13*
BSS9EU1EE-130	9EU1 - System T/O to Owner	0		26-Aug-13*
BSS9JD1EE-130	9JD1 - System T/O to Owner	0		26-Aug-13*
BSS9EQ1EE-130	9EQ1 - System T/O to Owner	0		26-Aug-13*
BSS9PF1EE-130	9PF1 - System T/O to Owner	0		26-Aug-13*
BSS9PF3EE-130	9PF3 - System T/O to Owner	0		26-Aug-13*
BSS9PF4EE-130	9PF4 - System T/O to Owner	0		26-Aug-13*
BSS9WR1EE-130	9WR1 - System T/O to Owner	0		26-Aug-13*
BSS9FG1EE-130	9FG1 - System T/O to Owner	0		29-Aug-13 A
BSS9EH1EE-100	9EH1 - System in Service	1	07-Oct-13	07-Oct-13
BSS9EH1EE-130	9EH1 - System T/O to Owner	0		07-Nov-13*
37 DIESEL GENERATOR				
WALKDOWN, PUNCH LIST, T/O				
BSS9EG1-015	9EG1- System T/O to Owner	1	26-Aug-13	26-Aug-13*
START_UP				
BSS9EG1EE-010	Common: 9EG1 Grounding Common Area - Checkout	4	13-Nov-12 A	21-Nov-13
BSS9EH1EE-10	Common: 9EH1 Heat Tracing Common Area - Checkout	4	24-Dec-12 A	03-Oct-13
81 ADMIN / CONTROL ROOM / WAREHOUSE				
ARCHITECTURAL				
BC8113C-130	Common Area: AKBS - Admin Bldg - Ready for occupancy	0		26-Aug-13*
START_UP				
BSS9PW1ME -180	9PW1- System T/O to Owner	1	26-Aug-13	26-Aug-13*
BSS9VB1ME -180	9VB1 - System T/O to Owner	1	26-Aug-13	26-Aug-13*
UNIT 1				
0 SITE - GENERAL				

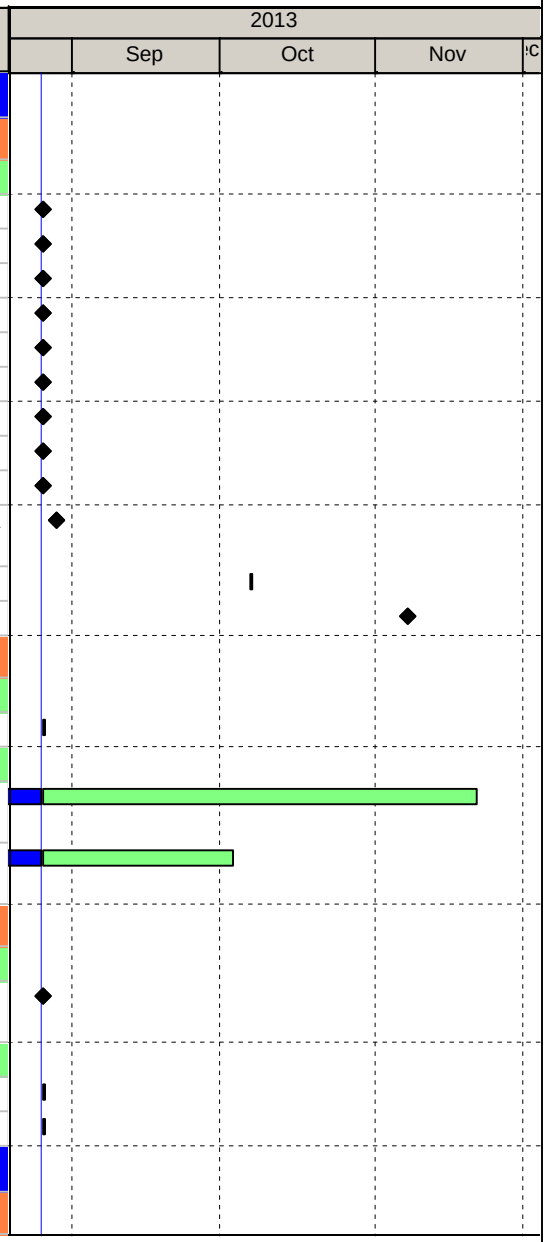

Actual Work | Critical Remaining ... | Remaining Work | Milestone

Page 1 of 25

Level 3 - Construction Long Term Work Plan

IVANPAH Current Schedule | BECHTEL POWER CORP | Run Date: 23-Sep-13

Activity ID	Activity Name	Original Duration	Start	Finish
SITE PREP				
BCCS011-120	U1: CS01 - Paving, Roads & Parking Areas - Perform Final Paving and Road Restoration at Powerblock	4	17-Jun-13 A	12-Sep-13
ELECTRICAL				
BC00161-490	U1: Powerblock Yard Area - Install Grounding	40	05-Mar-12 A	26-Aug-13
BSEG011-130	U1: EG Grounding - Punchlist Work-Off	4	11-Jun-12 A	29-Aug-13
SPECIALTY				
BC00181-140	U1: NN00: BOP Insulation - Install	96	06-Aug-12 A	12-Sep-13
START_UP				
BSS1EH1EE-CHO	U1: 1EH1 Heat Tracing System at SRSG area - Checkout	12	18-Feb-13 A	29-Aug-13
BSS1EG1EE-STO	U1: 1EG1 Grounding - Turnover	1	02-Sep-13*	02-Sep-13
BSS1EG1EE-CHO	U1: 1EG1 Grounding - Checkout	12	03-Sep-13	23-Sep-13
BSS1EG1EE-CTO	U1: 1EG1 Grounding - System T/O to Owner	0		28-Oct-13*
10 SRSG				
STEEL				
BC10131-982	U1: ACE0 - Permanent Tower Elevator - Test / Put in Service	8	13-May-13 A	26-Aug-13
BC10131-992	U1: ACE0-1: Removal Scaffold in Tower	8	02-Sep-13	12-Sep-13
BC10131-865	U1: ACE0-1: Elevator - Dismantle Construction Elevator	16	16-Sep-13	10-Oct-13
BC10131-008	U1:Tower Steel - Erect Construction Elevator Leave-Out Steel	16	14-Oct-13	07-Nov-13
MECHANICAL				
BC10251-130	U1: SRSG T14: Install Electrical Components to Remaining Hoist	5	26-Aug-13*	30-Aug-13
PIPING				
BC21151-220	U1: FREP Feedwater Foundation	6	03-Jun-13 A	26-Aug-13
BC21151-170	U1: Place Tower / SRSG Extinguishers	12	26-Aug-13	12-Sep-13
ELECTRICAL				
BCEH001-170	U1: SRSG Install Boiler Insulation	24	10-Dec-12 A	29-Aug-13

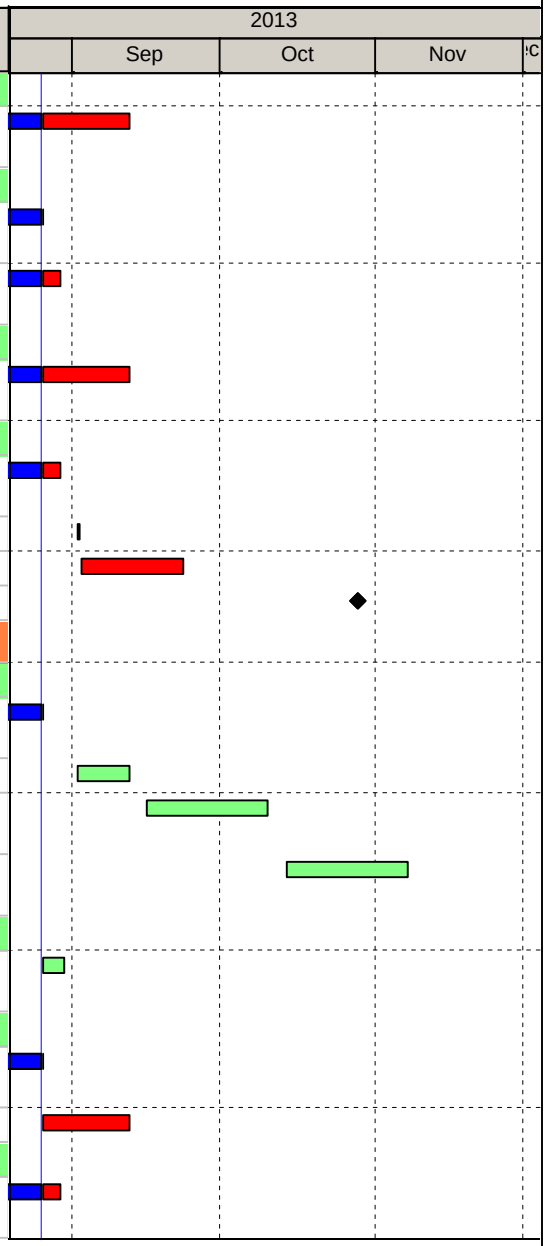

Actual Work | Critical Remaining ... | Remaining Work | ◆ Milestone

Page 2 of 25

Level 3 - Construction Long Term Work Plan

Activity ID	Activity Name	Original Duration	Start	Finish
START_UP				
BSS1AE3ME-CHO	U1: 1AE3 - MBFP - Checkout	7	01-Apr-13 A	02-Sep-13
BSHA011-001	U1: HA - 1 - Cranes, Hoists, Elevators - System Walkdown & Punchlist Work-Off	8	26-Aug-13*	05-Sep-13
BSS1AA1ME -CTO	U1: 1AA1- System T/O to Owner	0		26-Aug-13*
BSS1AB1ME-CTO	U1: 1AB1- System T/O to Owner	0		26-Aug-13*
BSS1AD1ME-CTO	U1: 1AD1- System T/O to Owner	0		26-Aug-13*
BSS1AD2ME-CTO	U1: 1AD2- System T/O to Owner	0		26-Aug-13*
BSS1AD3ME-CTO	U1: 1AD3- System T/O to Owner	0		26-Aug-13*
BSS1AD4ME-CTO	U1: 1AD4- System T/O to Owner	0		26-Aug-13*
BSS1AD5ME-CTO	U1: 1AD5 - System T/O to Owner	0		26-Aug-13*
BSS1AD6ME-CTO	U1: 1AD6 - System T/O to Owner	0		26-Aug-13*
BSS1AE1ME -CTO	U1: 1AE1 - System T/O to Owner	0		26-Aug-13*
BSS1AE2ME -CTO	U1: 1AE2 - System T/O to Owner	0		26-Aug-13*
BSS1AF1ME -CTO	U1: 1AF1 - System T/O to Owner	0		26-Aug-13*
BSS1AK1ME-CTO	U1: 1AK1 - System T/O to Owner	0		26-Aug-13*
BSS1AN1ME-CTO	U1: 1AN1 - System T/O to Owner	0		26-Aug-13*
BSS1PG1ME-CTO	U1: 1PG1- System T/O to Owner	0		26-Aug-13*
BSS1PW1ME -CTO	U1 : 1PW1 - System T/O to Owner	0		26-Aug-13*
BSS1SA2ME-CTO	U1:1SA2 - System T/O to Owner	0		26-Aug-13*
BSS1TL1ME -CTO	U1: 1TL1- System T/O to Owner	0		26-Aug-13*
BSS1WB1ME -CTO	U1: 1WB1- System T/O to Owner	0		26-Aug-13*
BSS1WS1ME -CTO	U1: 1WS1- System T/O to Owner	0		26-Aug-13*
BSS1AB2ME-CTO	U1: 1AB2 - System T/O to Owner	0		26-Aug-13*
BSS1PF4ME -CTO	U1: 1PF4 - System T/O to Owner	0		26-Aug-13*
BSS1PF5ME -CTO	U1: 1PF5 - System T/O to Owner	0		26-Aug-13*
BSS1VB1ME -CTO	U1: 1VB1- System T/O to Owner	0		26-Aug-13*
BSS1JA1ME -CTO	U1: 1JA1 - System T/O to Owner	0		26-Aug-13*
BSS1JD2IC-CTO	1JD2 - System T/O to Owner	0		26-Aug-13*
BSS1JD3IC-CTO	1JD3 - System T/O to Owner	0		26-Aug-13*
BSS1JD4IC-CTO	1JD4 - System T/O to Owner	0		26-Aug-13*
BSS1PA2ME -CTO	1PA2 - System T/O to Owner	0		26-Aug-13*
BSS1FL1ME-CTO	U1: 1FL1 - System T/O to Owner	0		26-Aug-13*



Actual Work | Critical Remaining ... | Remaining Work | Milestone

IVANPAH Current Schedule | BECHTEL POWER CORP | Run Date: 23-Sep-13

Activity ID	Activity Name	Original Duration	Start	Finish
BSS1FL2ME-CTO	U1: 1FL2 - System T/O to Owner	0		26-Aug-13*
BSS1FL3ME-CTO	U1: 1FL3 - System T/O to Owner	0		26-Aug-13*
BSS1SCA-190	U1: ACC Steam Cleaning	7	01-Sep-13*	07-Sep-13
BSS1SCA-200	U1: Turbine Bypass Operations & Acheive Steam Quality	7	01-Sep-13*	07-Sep-13
BSS1SL1ME -CTO	U1: 1SL1- System T/O to Owner	0		02-Sep-13*
BSS1AE3ME-170	U1: 1AE3 - System in Service	0	03-Sep-13	03-Sep-13
BSS1SA1ME -CTO	U1 : 1SA1 - System T/O to Owner	0		03-Sep-13*
BSS1SCA-020	U1: Pre-Synchronization Checks	7	04-Sep-13	11-Sep-13
BSS1HA1ME-STO	U1: 1HA1 - Cranes, Hoists, Elevators - Construction Turnover	1	05-Sep-13	05-Sep-13
BSS1HA1ME-CHO	U1: HA - 1 - Cranes, Hoists, Elevators - Checkout	4	09-Sep-13	12-Sep-13
BSS1AC1ME-170	U1: 1AC1- System in Service	0	09-Sep-13	09-Sep-13
BSS1PF7ME-170	U1: 1PF7 -System in Service	1	10-Sep-13	11-Sep-13
BSS1SD1ME-170	U1:1SD1-System in Service	0	11-Sep-13	11-Sep-13
BSS1HA1ME -CTO	U1: 1HA1- System T/O to Owner	0		12-Sep-13*
BSS1SCA-210	U1: Load Acheived (13%)	1	14-Sep-13	14-Sep-13
BSS1SCA-220	U1: Reverse Power Test	1	15-Sep-13	15-Sep-13
BSS1SCA-230	U1: SRSG Ascension from 60% - 100% Steam Flow (Increments of 10%)	21	16-Sep-13	06-Oct-13
BSS1PF6ME-170	U1: 1PF6 -System in Service	1	23-Sep-13	24-Sep-13
BSS1AE3ME -CTO	U1: 1AE3 - System T/O to Owner	0		30-Sep-13*
BSS1AC1ME-CTO	U1: 1AC1- System T/O to Owner	0		03-Oct-13*
BSS1SCA-016	U1: STG Load Ascension 0 % - 100 %	4	07-Oct-13	10-Oct-13
BSS1SD1ME -CTO	U1: 1SD1- System T/O to Owner	0		08-Oct-13*
BSS1PF7ME -CTO	U1: 1PF7 - System T/O to Owner	0		09-Oct-13*
BSS1SCA-240	U1: Reduce Load to 75% & Perform Vacuum Drop Test	1	11-Oct-13	12-Oct-13
BSS1SCA-250	U1: Shut Down Plant & Cool Off Turbine	5	12-Oct-13	17-Oct-13
BSAB011-112	U1 - EE1 - Punchlist Workoff	4	17-Oct-13	23-Oct-13
BSS1SCA-260	U1: Inspect Gear Box	1	17-Oct-13	18-Oct-13
BSS1SCA-012	U1: Performance Test	5	18-Oct-13	23-Oct-13
BSS1SCA-010	U1: Testing & Tuning	0	18-Oct-13	18-Oct-13
BSS1SCA-061	U1: Final Check Outs & Fine Tune ,.SU/SD Optimization	0	18-Oct-13	18-Oct-13

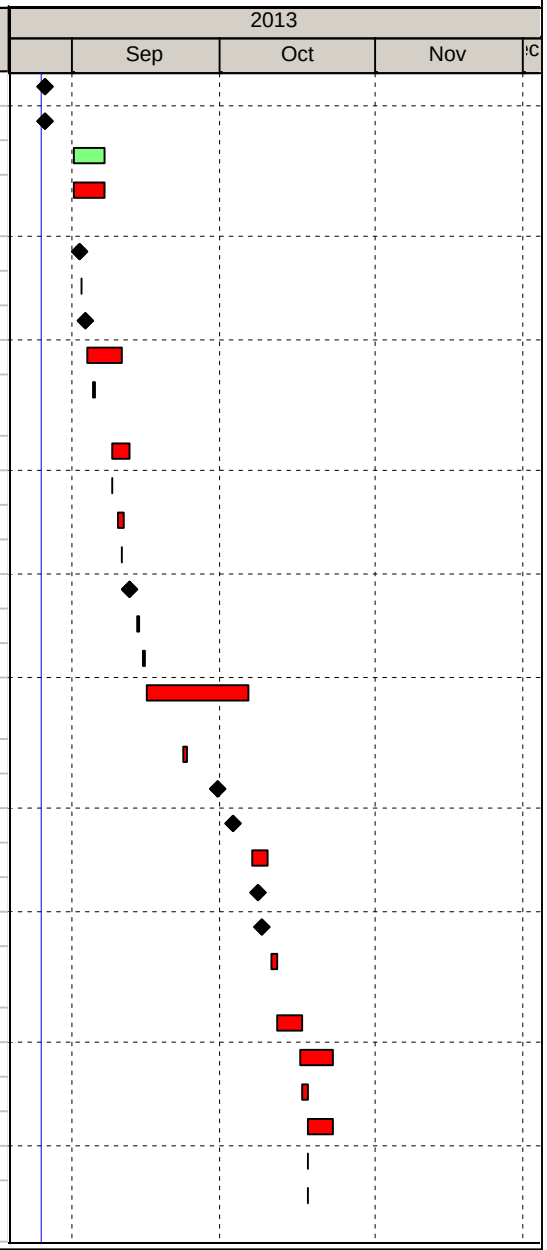

Actual Work | Critical Remaining ... | Remaining Work | Milestone

Page 4 of 25

Level 3 - Construction Long Term Work Plan

Activity ID	Activity Name	Original Duration	Start	Finish
BSS1SCA-070	U1: Outage	0	18-Oct-13	18-Oct-13
BSS1SCA-270	U1: Handover by Siemens & Turbine Checkout Complete	0		18-Oct-13
BSS1PF6ME-CTO	U1: 1PF6 - System T/O to Owner	0		22-Oct-13*
BSS1EE1EE-STO	U1:1EE1 - Misc Electrical & Communication Equipment - Construction System Turnover	1	24-Oct-13*	24-Oct-13
BSS1EE1EE-CHO	U1: 1EE1 - Misc Electrical & Communication Equipemt - Checkout	4	28-Oct-13	31-Oct-13
BSS1EE1EE-CTO	U1: 1EE1- Misc Electrical & Communication Equipment - System T/O to Owner	0		31-Oct-13
20 STEAM TURBINE				
STEEL				
BC21321-350	U1: MUSG: STG - Install STG Roof	12	13-Feb-13 A	01-Oct-13
PIPING				
BC21151-150	U1: STG Install Fire Protection System	4	26-Aug-13	29-Aug-13
SPECIALTY				
BC21181-110	U1: MUSG: STG - Insulate Steam Turbine	16	10-Dec-12 A	29-Aug-13 A
START_UP				
BSS1AC1ME-CHO	U1: Checkout Steam Turbine for TR	10	29-Jul-13 A	08-Sep-13
BSS1SD1ME-CHO	U1: SD - Aux (BFP)Steam Turbine - Checkout	10	26-Aug-13	10-Sep-13
BSS1SCA-100	U1: SRSG Ascension 0 to 60%	13	09-Sep-13	21-Sep-13
No IPAH - CONSTRUCTION				
BC30161-330	U1: STG Sound Enclosure - Install Lightning Protection	3	02-Oct-13	07-Oct-13
30 ELECTRICAL FACILITIES				
ELECTRICAL				
BCEE161-300	U1: 1EE1 - Mobilize Controlled Access System subContractor	1	26-Aug-13*	26-Aug-13
BCEE161-280	U1: 1EE1 - FREP Light Poles, Card Readers, Power Equipment pads	8	09-Sep-13	19-Sep-13
BCEE161-250	U1: 1EE1 - Install equipment	15	23-Sep-13	16-Oct-13
SPECIALTY				

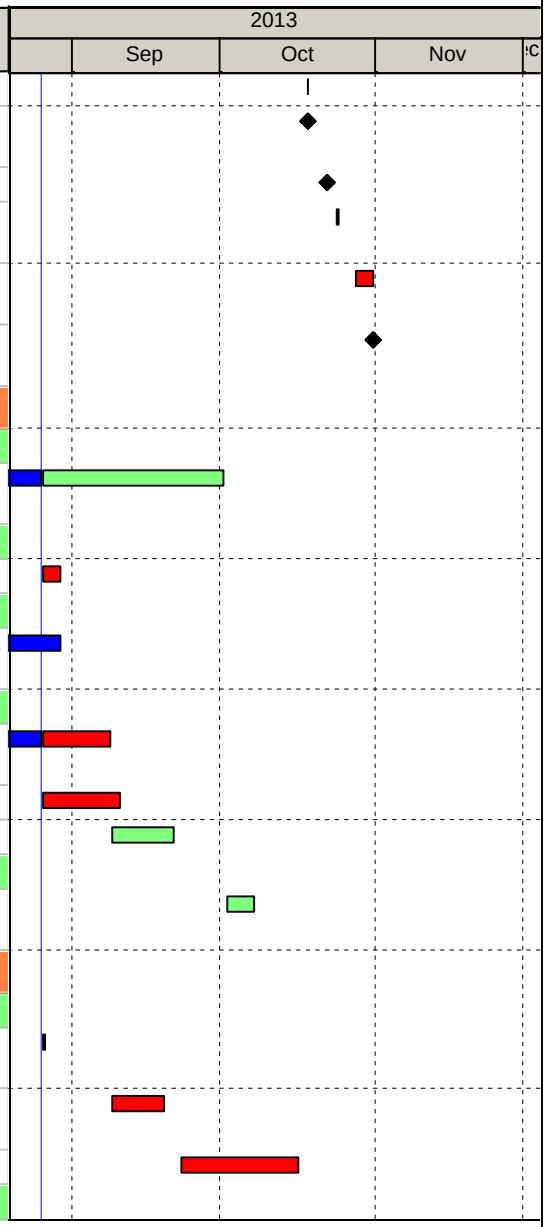

Actual Work | Critical Remaining ... | Remaining Work | Milestone

Activity ID	Activity Name	Original Duration	Start	Finish
BSEE011-150	U1: 1EE1 Security Systems - Checkout	4	22-Oct-13	28-Oct-13
WALKDOWN, PUNCH LIST, T/O				
BSEE011-160	U1: 1EE1 Security Systems - System Walkdown	1	17-Oct-13	17-Oct-13
START_UP				
BSS1EY2EE-080	1EY2 - Breaker Checks	6	04-Mar-13 A	10-Oct-13
BSS1ES1EE-CTO	U1:1ES1 - System T/O to Owner	0		26-Aug-13*
BSS1EY1EE-CTO	1EY1 - System T/O to Owner	0		26-Aug-13*
BSS1EY3EE-CTO	1EY3 - System T/O to Owner	0		26-Aug-13*
BSS1EU4EE -CTO	1EU4 - System T/O to Owner	0		26-Aug-13*
BSS1EU5EE -CTO	1EU5 - System T/O to Owner	0		26-Aug-13*
BSS1EU3EE -CTO	1EU3 - System T/O to Owner	0		26-Aug-13*
BSS1EW2EE -CTO	1EW2 - System T/O to Owner	0		26-Aug-13*
BSS1EW3EE -CTO	1EW3 - System T/O to Owner	0		26-Aug-13*
BSS1EW1EE -CTO	1EW1 - System T/O to Owner	0		26-Aug-13*
BSS1EH1EE-100	1EH1 - System in Service	2	02-Sep-13	03-Sep-13
BSS1EH1EE-CTO	1EH1 - System T/O to Owner	0		08-Oct-13*
BSS1EY2EE-100	1EY2 - System in Service	1	14-Oct-13	14-Oct-13
BSS1EY2EE-CTO	1EY2 - System T/O to Owner	0		14-Oct-13*
BSEE011-140	U1: 1EE1 - Security Systems - Construction System Turnover	1	21-Oct-13	21-Oct-13
33 TRANSFORMERS				
START_UP				
BSS1EY2EE -CHO	U1: EY-2 - Isophase (GCB to STG) - Checkout	12	04-Mar-13 A	10-Oct-13
73 WET SURFACE COOLER FACILITIES				
START_UP				
BSS1VB2EE - CTO	U1: 1VB2 - EEM - HVAC System - Client Turnover	0		26-Aug-13*
BSS1VB3EE - CTO	U1: 1VB3 - EEM - HVAC System - Client Turnover	0		26-Aug-13*
75 FIREWATER FACILITIES				
ELECTRICAL				
BC22281-740	U1: AC1 - Punchlist workoff	4	24-Dec-12 A	05-Sep-13

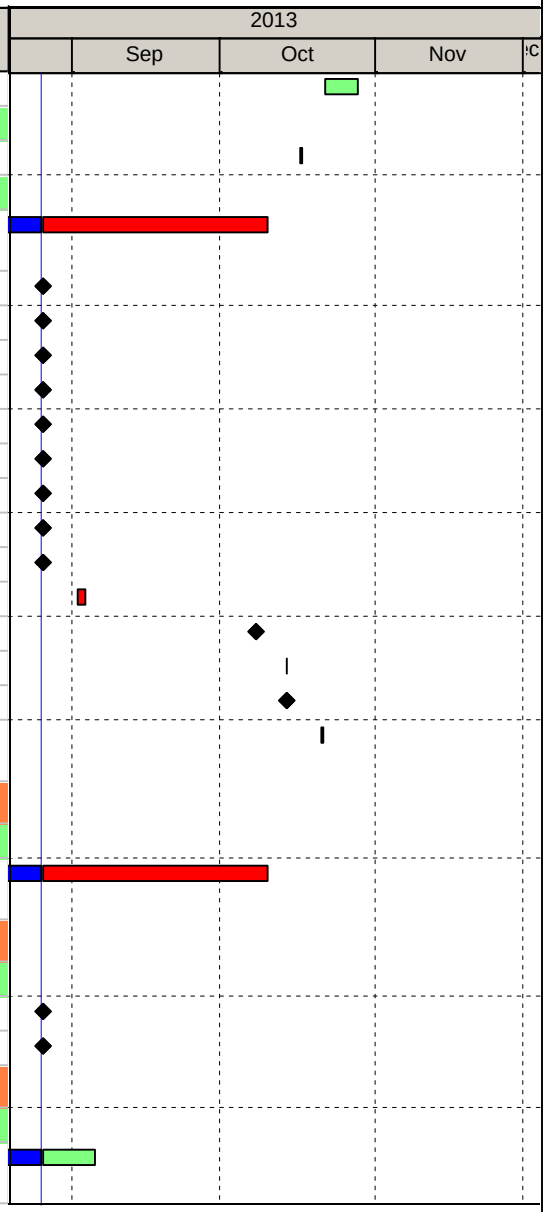

Actual Work | Critical Remaining ... | Remaining Work | Milestone

Activity ID	Activity Name	Original Duration	Start	Finish
BC22281-1390	U1: EH2 - Punchlist workoff	4	13-May-13 A	26-Aug-13
BC22281-1430	U1: EH6 - Punchlist workoff	4	13-May-13 A	26-Aug-13
BC22281-1440	U1: EH7 - Punchlist workoff	4	13-May-13 A	26-Aug-13
BC22281-1400	U1: EH3 - Punchlist workoff	0	26-Aug-13	26-Aug-13
BC22281-710	U1: PF6 - Punchlist workoff	3	02-Sep-13	04-Sep-13
START_UP				
BSS1PF7ME-STO	U1:1PF7 Foam Deluge Sprinkle system for boiler feed pump turbine Construction System Turnover	1	26-Aug-13*	26-Aug-13
BSS1PF7ME-CHO	U1:1PF7 Foam Deluge Sprinkler system for Boiler feed pump turbine - Checkout	10	26-Aug-13	10-Sep-13
BSS1PF6ME-STO	U1:1PF6 Foam Preaction Spray System for STG bearings & Foam Deluge Sprinkle System Construction System Turnover	1	05-Sep-13	05-Sep-13
BSS1PF6ME-CHO	U1:1PF6 Deluge System for GST & UAT - Checkout	10	05-Sep-13	23-Sep-13
No IPAH - FAC				
ELECTRICAL				
BCEE161-320	U1: EE1 - Set up Electrical to equipment location	8	26-Aug-13*	05-Sep-13
UNIT 2				
0 SITE - GENERAL				
SITE PREP				
BCCS012-120	U2: CS01 - Paving, Roads & Parking Areas - Perform Final Paving and Road Restoration at Powerblock	3	13-Nov-13	18-Nov-13
SPECIALTY				
BC00182-140	U2: NN00: BOP Insulation - Install	96	18-Oct-12 A	26-Sep-13
START_UP				
BSEG012-100	U2: EG1 Grounding - Checkout	4	26-Aug-13	29-Aug-13
BSEG012-010	U2: 2EG1 Grounding - Construction System Turnover	0	26-Aug-13	26-Aug-13
10 SRSG				
SITE PREP				

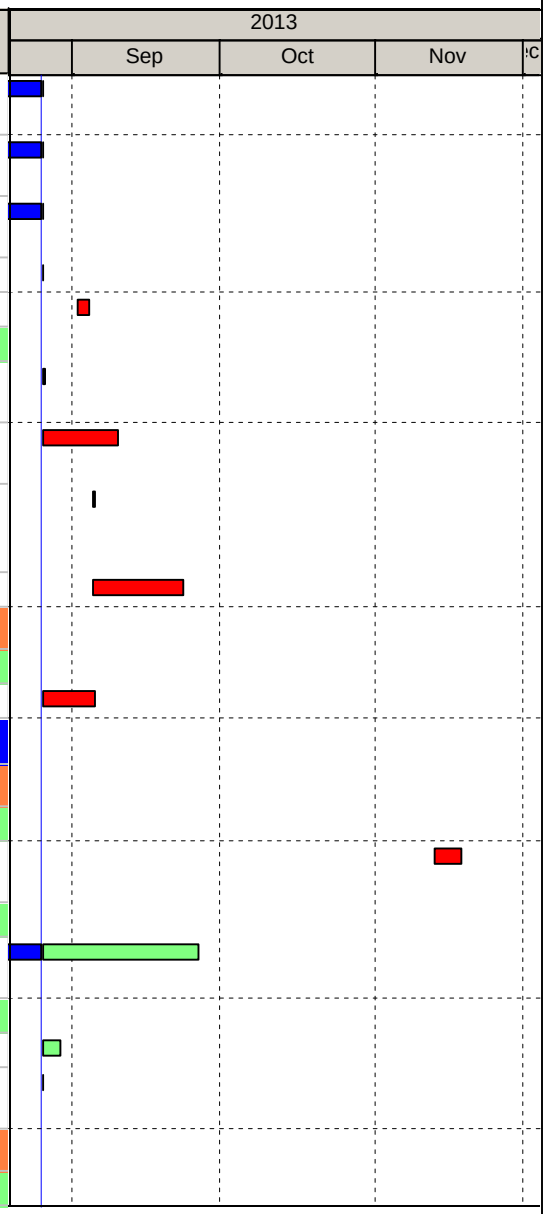

Actual Work | Critical Remaining ... | Remaining Work | ◆ Milestone

Activity ID	Activity Name	Original Duration	Start	Finish
BC10112-085	U2: CE01 - Site Prep - Power Block Paving (4" Asphalt Concrete Base Course) and Aggregate Surfacing	16	16-Oct-13*	12-Nov-13
STEEL				
BC10132-982	U2: ACE0 - Permanent Tower Elevator - Test / Put in Service	8	02-Sep-13*	12-Sep-13
BC10132-865	U2: ACE0-1: Elevator - Dismantle Construction Elevator	16	16-Oct-13	12-Nov-13
BC10132-008	U2: Tower Steel - Erect Leave-Out Steel (for Alimak)	16	20-Nov-13	17-Dec-13
PIPING				
BC21152-170	U2: Place Tower / SRSG Extinguishers	12	20-May-13 A	26-Aug-13
SPECIALTY				
BCEH002-170	U2: SRSG Install Boiler Insulation	24	19-Nov-12 A	29-Aug-13 A
START_UP				
BSS2SCA-056	Mid Flux Operation (Evap only) - 75 psi/flow. Auto Load Control - Evap only - Tune flux algorithms	4	19-Aug-13 A	20-Aug-13 A
BSS2SCA-058	SRSG 10% - 350 psi/100 FSH/Flow Tune auto load control SH/RH, Flux density limit control,defocus test,monitor spillage	4	22-Aug-13 A	26-Aug-13 A
BSHA012-010	U2: 2HA1 - Cranes, Hoists, Elevators - Construction Turnover	4	02-Sep-13*	05-Sep-13
BSS2SCA-060	SRSG 30% - 850 psi/150 FSH/Flow Tune auto load control SH/RH, Flux density limit control,defocus test,monitor spillage	8	04-Sep-13*	17-Sep-13
BSHA012-100	U2: HA - 1 - Cranes, Hoists, Elevators - Checkout	4	09-Sep-13	12-Sep-13
BS10562-130	U2: SRSG Outage - Steam Clean Targetting	4	18-Sep-13	24-Sep-13
BSS2SCA-024	U2: Steam Blows	11	18-Sep-13	30-Sep-13
BS10562-220	U2: SRSG Outage - Steam Clean Reinstatement	7	25-Sep-13	07-Oct-13
BSS2SCA-028	U2: Steam Blows Restoration	9	01-Oct-13	15-Oct-13
BS10562-230	U2: SRSG Operation - Chemistry	4	08-Oct-13	14-Oct-13
BSS2SCA-026	U2: Restart/Achieve Chemistry/Misc Tuning	5	16-Oct-13	23-Oct-13
BSS2SCA-100	U2: Pull Vacuum	1	17-Oct-13	17-Oct-13
BSS2SCA-110	U2 SRSG Ascension to 60% Steam Flow	5	21-Oct-13	28-Oct-13

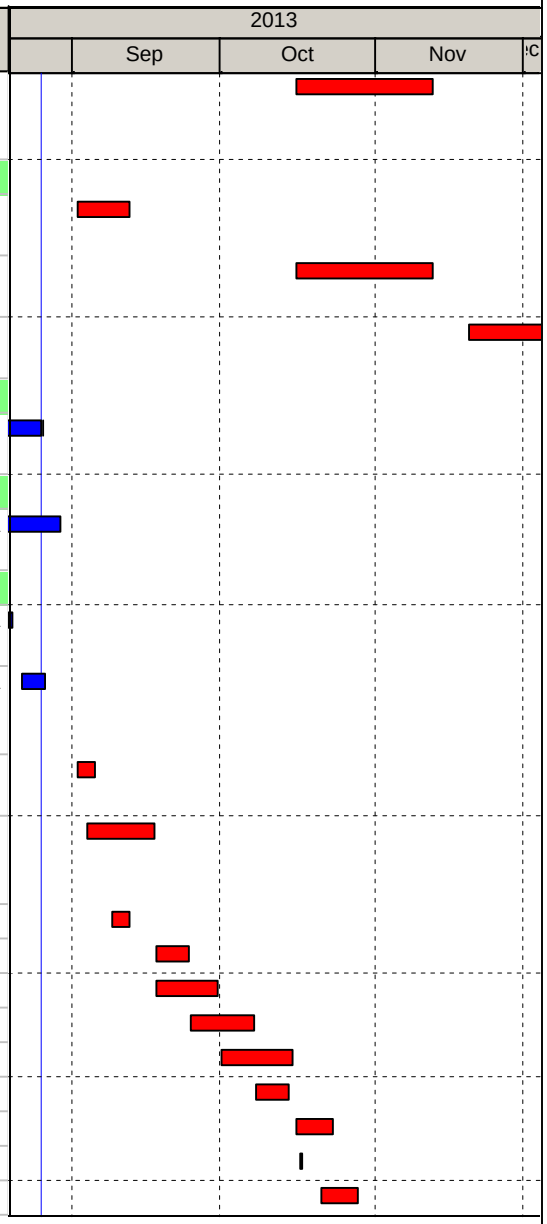

Actual Work | Critical Remaining ... | Remaining Work | Milestone

Level 3 - Construction Long Term Work Plan

Activity ID	Activity Name	Original Duration	Start	Finish
BSS2SCA-120	U2: ACC Steam Cleaning	7	21-Oct-13	30-Oct-13
BSS2SCA-130	U2: Turbine Bypass Operations & Achieve Steam Quality	7	21-Oct-13	30-Oct-13
BSS2SCA-020	U2: Pre-Synchronization Checks	5	30-Oct-13	04-Nov-13
BSS2SCA-140	U2: Load Achieved (13%)	1	05-Nov-13	05-Nov-13
BSS2SCA-150	U2: Reverse Power Test	1	05-Nov-13	05-Nov-13
BSS2SCA-160	U2: SRSG Ascension from 60% - 100% Steam Flow (Increments of 10%)	12	06-Nov-13	26-Nov-13
19 AUX BOILER				
START_UP				
BSSA012-100	U2: SA1 - Night Preservation Boiler - Checkout	16	05-Aug-13 A	29-Aug-13 A
BSEH012-001	U2: EH1 - Electrical Trace Heating - Joint Walkdown & Punchlist	1	26-Aug-13*	26-Aug-13
BSEH012-010	U2: 2EH1 - Electrical Trace Heating - Construction System Turnover	4	27-Aug-13	02-Sep-13
BSEH012-100	U2: EH1 - Electrical Trace Heating - Checkout	8	03-Sep-13	16-Sep-13
20 STEAM TURBINE				
FOUNDATIONS				
BC21122-360	U2: Heater bay - Feedwater Removal Foundation FREP	4	26-Aug-13*	29-Aug-13
ARCHITECTURAL				
BC21322-225	U2: MUSG: STG - Install STG Enclosure Roofing	8	02-Oct-13*	15-Oct-13
PIPING				
BC21152-150	U2: STG / Lube Oil - Install Fire Protection System	10	28-Jan-13 A	24-Oct-13
ELECTRICAL				
BCAC322-120	U2: AC1 - Install STG Coupling & Ready for Sys T/O	4	01-Oct-13	07-Oct-13
BC30162-330	U2: STG Sound Enclosure - Install Lightning Protection	8	08-Oct-13	21-Oct-13
SPECIALTY				
BC21182-110	U2: MUSG: STG - Insulate Steam Turbine	10	07-Oct-13	22-Oct-13
WALKDOWN, PUNCH LIST, T/O				
BSAC012-112	U2: MUSG: STG TA Commis Lead (Mech)/ Turbine Roll	8	01-Oct-13	14-Oct-13

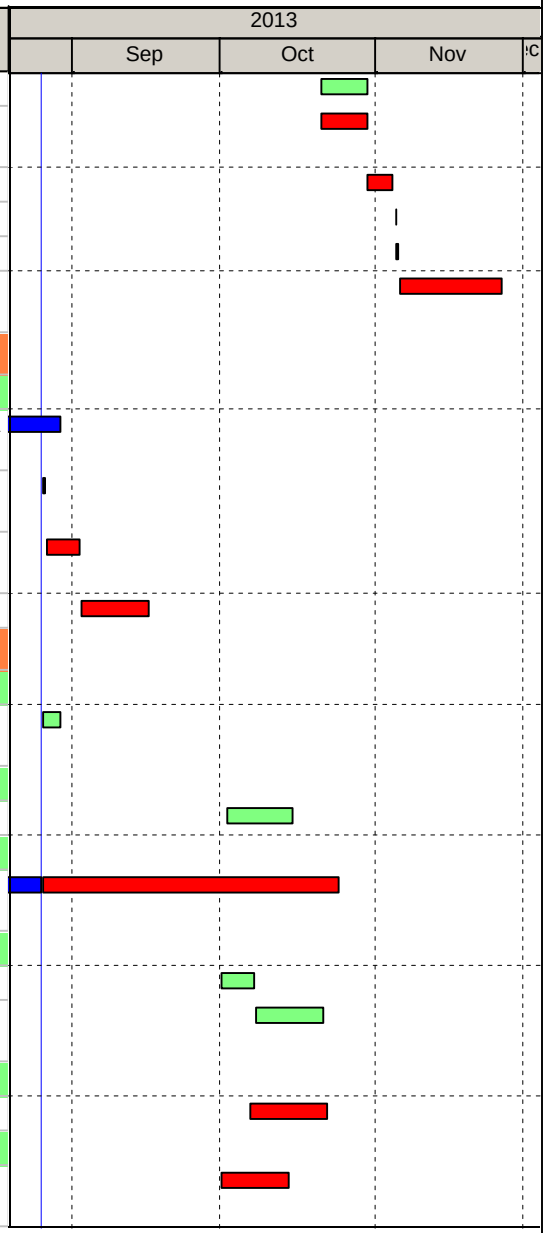

Actual Work | Critical Remaining ... | Remaining Work | Milestone

Activity ID	Activity Name	Original Duration	Start	Finish
START_UP				
BSSD012-010	U2: 2SD1 - Aux (BFP) Steam Turbine - Construction System Turnover	4	09-May-13 A	26-Aug-13
BSSD012-100	U2: SD - Aux (BFP)Steam Turbine - Checkout	16	26-Aug-13	19-Sep-13
BSSL012-010	U2: 2SL1 - Steam Seals - Construction System Turnover	4	26-Aug-13	29-Aug-13
BSSL012-100	U2: SL - Steam Seals - Checkout	4	02-Sep-13	05-Sep-13
BSAC012-010	U2: 2AC1 - Steam Turbine - Construction System Turnover	1	17-Oct-13	17-Oct-13
BSAC012-100	U2: AC-1 MUSG - STG - Checkout Steam Turbine for TG	1	21-Oct-13	21-Oct-13
BSAC012-205	U2: AC-1 MUSG - STG - Checkout Steam Turbine for TR	1	21-Oct-13	21-Oct-13
BSAC012-111	U2: AC-1 MUSG - STG - Steam Turbine on Turning Gear	0		21-Oct-13
BSAC012-121	U2: AC-1 MUSG - STG - Pull Vacuum	2	22-Oct-13	23-Oct-13
BSAC012-200	U2: AC-1 MUSG - STG - Steam Turbine Roll	0		23-Oct-13
23 AIR COOLED CONDENSER				
START_UP				
BSAE032-100	U2: AE3 - Main BFP - Checkout	24	09-May-13 A	03-Oct-13
BSPF062-001	U2: PF6 - Deluge for STG, Lube Oil Area - Joint Walkdown & Punchlist	4	28-Oct-13	31-Oct-13
30 ELECTRICAL FACILITIES				
ELECTRICAL				
BCEE162-330	U2: 2EE1 - Mobilize Controlled Access System subContractor	1	14-Oct-13	14-Oct-13
BCEE161-350	U2: 2EE1 - FREP Light Poles, Card Readers, Power Equipment pads	8	29-Oct-13	11-Nov-13
BCEE161-360	U2: 2EE1 - Install equipment	15	12-Nov-13	05-Dec-13
SPECIALTY				
BSEE012-130	U2: 2EE1 Security Systems - Checkout	4	02-Sep-13	05-Sep-13
START_UP				
BSEE012-120	U2: 2EE1 - Security Systems - Construction System Turnover	4	26-Aug-13*	29-Aug-13

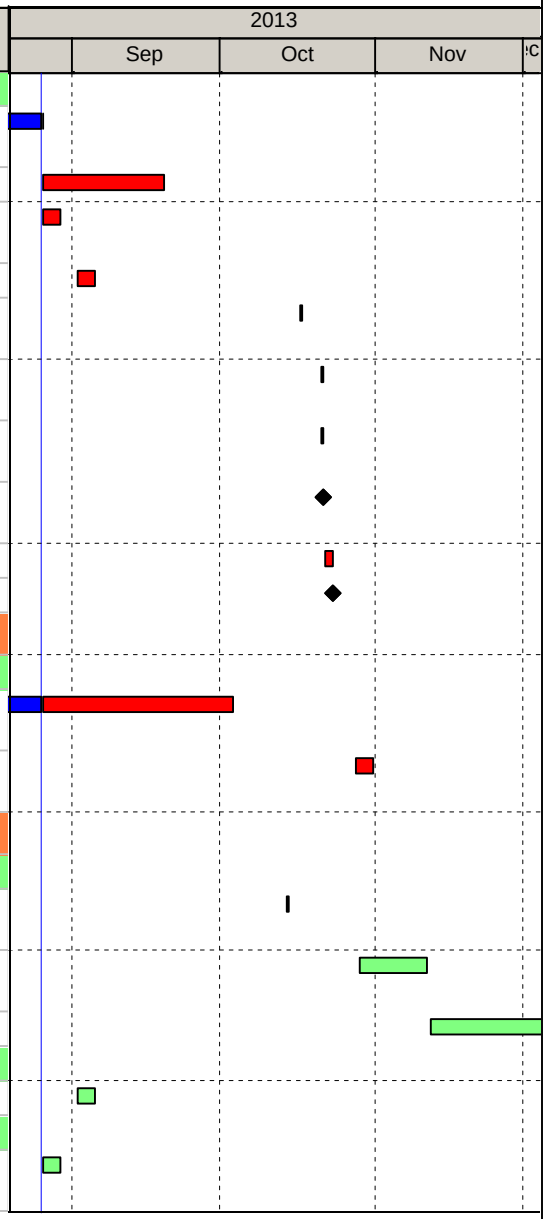

Actual Work | Critical Remaining ... | Remaining Work | ◆ Milestone

Activity ID	Activity Name	Original Duration	Start	Finish
35 SWITCHYARD				
ELECTRICAL				
BOZZOW2-230	U2: 115 KV BACKFEED AVAILABLE (PARTIAL) [Owner]	0	26-Aug-13*	
71 WATER TREATMENT FACILITIES				
START_UP				
BSPW012-010	U2: 2PW1 Potable Water - Construction System Turnover	4	14-Mar-13 A	26-Aug-13
BSPW012-100	U2: PW-1 Potable Water - Checkout	8	26-Aug-13	05-Sep-13
75 FIREWATER FACILITIES				
START_UP				
BSPF072-001	U2: PF7 - BFPT Foam Deluge Sprinkler - Joint Sys Walkdown & Punchlist	12	10-Jun-13 A	26-Aug-13
87 HELIOSTAT SOLAR FIELD				
HELIOSTATS				
BC87202-360	U2: Solar Field- Heliostat Install 90% to 100% (sector E-F)	8	24-Apr-13 A	10-Sep-13
BCEA162-225	U2: Solar Field- CPDU Root and Trunk Cabling 94 to 100% (Sector E-F)	5	04-Sep-13	12-Sep-13
BCEA162-230	U2: Solar Field- CPDU Turnover to Client 94% to 100% (sector E-F)	5	05-Sep-13	16-Sep-13
BC87202-361	U2: Solar Field- Heliostat Installed 100%	0		10-Sep-13
BS87202-210	U2: Solar Field- Commissioning & Full Integration [100%] (Owner)	0		22-Oct-13
No IPAH - FAC				
ELECTRICAL				
BCEH002-160	U2: EH2, EH3 - SRSG Install Boiler Heat Trace	35	19-Nov-12 A	03-Sep-13
BCEE161-340	U2: 2EE1 - Set up Electrical to equipment location	8	15-Oct-13*	28-Oct-13
START_UP				
BSEW022-100	U2: EW2 - Welding Receptacles SRSG Area - Checkout	8	20-Jun-13 A	05-Sep-13
BSEW032-100	U2: EW3 - Welding Receptacles ACC, Drain Tank, Aux Boiler Area - Checkout	8	20-Jun-13 A	05-Sep-13

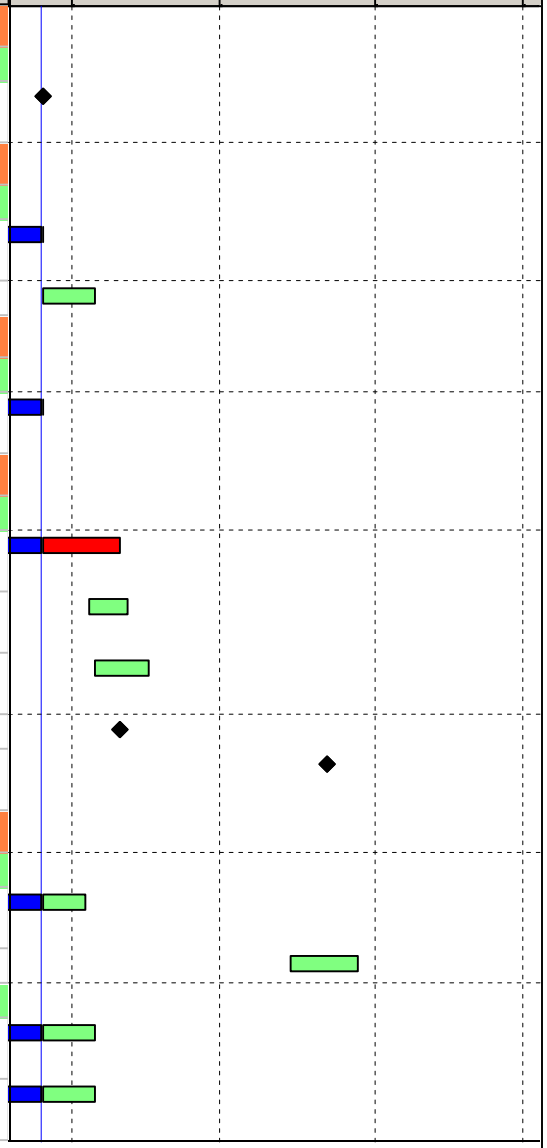

Actual Work | Critical Remaining ... | Remaining Work | Milestone

Level 3 - Construction Long Term Work Plan

IVANPAH Current Schedule | BECHTEL POWER CORP | Run Date: 23-Sep-13

Activity ID	Activity Name	Original Duration	Start	Finish
BSEW012-100	U2: EW1 - Welding Receptacles STG, SRSG, XFMR, WT Yard - Checkout	8	24-Jun-13 A	05-Sep-13
BSPF072-010	U2: 2PF7 - BFPT Foam Deluge Sprinkler - Turnover	4	02-Sep-13	05-Sep-13
No IPAH - CONSTRUCTION				
BSS2EG2CHO	2EG2 - Check Out	4	16-Jan-13 A	08-Oct-13
BSS2SA2CHO	2SA2 - Check Out	26	25-Feb-13 A	23-Aug-13 A
BSS2AE2CHO	2AE2 - Check Out	25	26-Feb-13 A	23-Sep-13
BSS2JD3CHO	2JD3 - Check Out	11	11-Mar-13 A	06-Sep-13
BSS2PW1STO	2PW1 - T/O to SU Potable Water System	1	14-Mar-13 A	26-Aug-13
BSS2TL1CHO	2TL1 - Check Out	25	18-Mar-13 A	23-Sep-13
BSS2AB1CHO	2AB1 - Check Out	53	22-Apr-13 A	28-Sep-13
BSS2FL2CHO	2FL2 - Check Out	25	22-Apr-13 A	23-Sep-13
BSS2EY2CHO	2EY2 - Check Out	32	29-Apr-13 A	01-Oct-13
BSS2SD1STO	2SD1 - T/O to SU Boiler Feed Pump Turbine	1	09-May-13 A	26-Aug-13
BSS2AE3CHO	2AE3 - Check Out	39	09-May-13 A	09-Oct-13
BSS2AF1CHO	2AF1 - Check Out	11	04-Jun-13 A	06-Sep-13
BSS2EW1CHO	2EW1 - Check Out	4	20-Jun-13 A	29-Aug-13
BSS2EW2CHO	2EW2 - Check Out	4	20-Jun-13 A	29-Aug-13
BSS2EW3CHO	2EW3 - Check Out	4	20-Jun-13 A	29-Aug-13
BSS2FL3CHO	2FL3 - Check Out	32	30-Jul-13 A	27-Aug-13
BSS2AA1CTO	2AA1 - Turnover to Client	0		26-Aug-13*

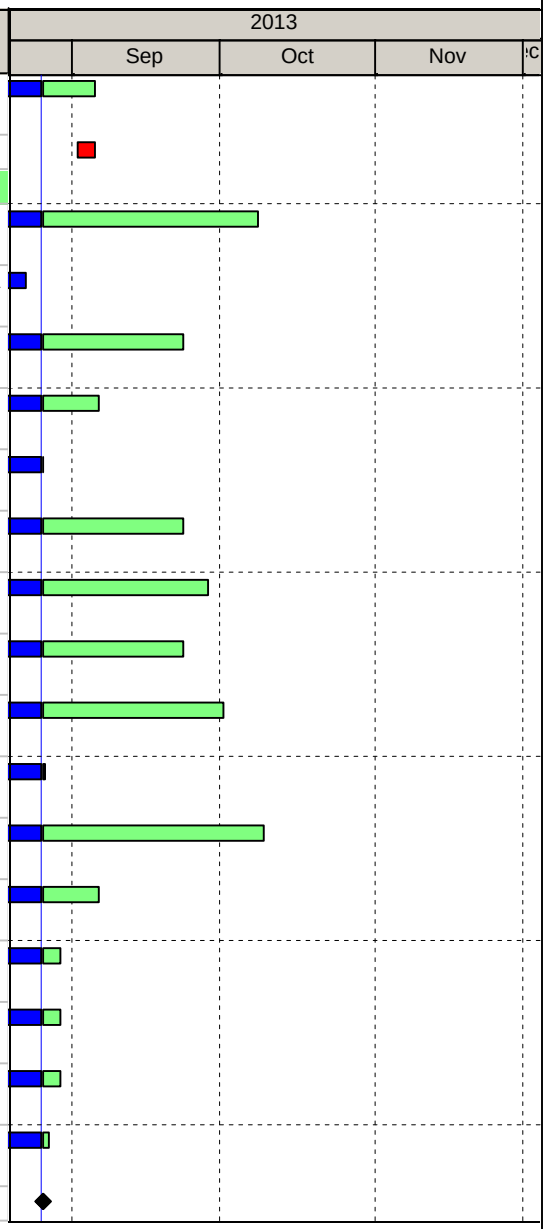

Actual Work | Critical Remaining ... | Remaining Work | ◆ Milestone

Page 12 of 25

Level 3 - Construction Long Term Work Plan

Activity ID	Activity Name	Original Duration	Start	Finish
BSS2AB2CTO	2AB2 - Turnover to Client	0		26-Aug-13*
BSS2AD1CTO	2AD1 - Turnover to Client	0		26-Aug-13*
BSS2AD2CTO	2AD2 - Turnover to Client	0		26-Aug-13*
BSS2AD3CTO	2AD3 - Turnover to Client	0		26-Aug-13*
BSS2AD4CTO	2AD4 - Turnover to Client	0		26-Aug-13*
BSS2AD5CTO	2AD5 - Turnover to Client	0		26-Aug-13*
BSS2AD6CTO	2AD6 - Turnover to Client	0		26-Aug-13*
BSS2AE1CTO	2AE1 - Turnover to Client	0		26-Aug-13*
BSS2AF1CTO	2AF1 - Turnover to Client	0		26-Aug-13*
BSS2AJ1CTO	2AJ1 - Turnover to Client	0		26-Aug-13*
BSS2AJ2CTO	2AJ2 - Turnover to Client	0		26-Aug-13*
BSS2AK1CTO	2AK1 - Turnover to Client	0		26-Aug-13*
BSS2AN1CTO	2AN1 - Turnover to Client	0		26-Aug-13*
BSS2BM1CTO	2BM1 - Turnover to Client	0		26-Aug-13*
BSS2BM2CTO	2BM2 - Turnover to Client	0		26-Aug-13*
BSS2EA1CTO	2EA1 - Turnover to Client	0		26-Aug-13*
BSS2EA2CTO	2EA2 - Turnover to Client	0		26-Aug-13*
BSS2EA3CTO	2EA3 - Turnover to Client	0		26-Aug-13*
BSS2EA4CTO	2EA4 - Turnover to Client	0		26-Aug-13*
BSS2EC1CTO	2EC1 - Turnover to Client	0		26-Aug-13*
BSS2EC2CTO	2EC2 - Turnover to Client	0		26-Aug-13*
BSS2EC3CTO	2EC3 - Turnover to Client	0		26-Aug-13*
BSS2EC4CTO	2EC4 - Turnover to Client	0		26-Aug-13*
BSS2EC5CTO	2EC5 - Turnover to Client	0		26-Aug-13*
BSS2EC6CTO	2EC6 - Turnover to Client	0		26-Aug-13*
BSS2EC7CTO	2EC7 - Turnover to Client	0		26-Aug-13*
BSS2EC8CTO	2EC8 - Turnover to Client	0		26-Aug-13*
BSS2ED1CTO	2ED1 - Turnover to Client	0		26-Aug-13*
BSS2ES1CTO	2ES1 - Turnover to Client	0		26-Aug-13*
BSS2EU1CTO	2EU1 - Turnover to Client	0		26-Aug-13*
BSS2EU2CTO	2EU2 - Turnover to Client	0		26-Aug-13*
BSS2EU3CTO	2EU3 - Turnover to Client	0		26-Aug-13*
BSS2EU4CTO	2EU4 - Turnover to Client	0		26-Aug-13*
BSS2EU5CTO	2EU5 - Turnover to Client	0		26-Aug-13*



Actual Work | Critical Remaining ... | Remaining Work | Milestone

Activity ID	Activity Name	Original Duration	Start	Finish
BSS2EU6CTO	2EU6 - Turnover to Client	0		26-Aug-13*
BSS2EY1CTO	2EY1 - Turnover to Client	0		26-Aug-13*
BSS2EY3CTO	2EY3 - Turnover to Client	0		26-Aug-13*
BSS2FG1CTO	2FG1 - Turnover to Client	0		26-Aug-13*
BSS2FL1CTO	2FL1 - Turnover to Client	0		26-Aug-13*
BSS2HA1STO	2HA1 - T/O to SU CRANES & HOISTS	1	26-Aug-13*	26-Aug-13
BSS2JA1CTO	2JA1 - Turnover to Client	0		26-Aug-13*
BSS2JD1CTO	2JD1 - Turnover to Client	0		26-Aug-13*
BSS2JD2CTO	2JD2 - Turnover to Client	0		26-Aug-13*
BSS2JD3CTO	2JD3 - Turnover to Client	0		26-Aug-13*
BSS2JD4CTO	2JD4 - Turnover to Client	0		26-Aug-13*
BSS2JD5CTO	2JD5 - Turnover to Client	0		26-Aug-13*
BSS2JD6CTO	2JD6 - Turnover to Client	0		26-Aug-13*
BSS2JD7CTO	2JD7 - Turnover to Client	0		26-Aug-13*
BSS2JD8CTO	2JD8 - Turnover to Client	0		26-Aug-13*
BSS2JD9CTO	2JD9 - Turnover to Client	0		26-Aug-13*
BSS2JD10CTO	2JD10 - Turnover to Client	0		26-Aug-13*
BSS2JD11CTO	2JD11 - Turnover to Client	0		26-Aug-13*
BSS2PA1CTO	2PA1 - Turnover to Client	0		26-Aug-13*
BSS2PA2CTO	2PA2 - Turnover to Client	0		26-Aug-13*
BSS2PF1CTO	2PF1 - Turnover to Client	0		26-Aug-13*
BSS2PF2CTO	2PF2 - Turnover to Client	0		26-Aug-13*
BSS2PF3CTO	2PF3 - Turnover to Client	0		26-Aug-13*
BSS2PF4CTO	2PF4 - Turnover to Client	0		26-Aug-13*
BSS2PF5CTO	2PF5 - Turnover to Client	0		26-Aug-13*
BSS2PG1CTO	2PG1 - Turnover to Client	0		26-Aug-13*
BSS2PW1CHO	2PW1 - Check Out	11	26-Aug-13	06-Sep-13
BSS2SA1CTO	2SA1 - Turnover to Client	0		26-Aug-13*
BSS2SA2CTO	2SA2 - Turnover to Client	0		26-Aug-13*
BSS2SL1STO	2SL1 - T/O to SU Steam Seal System	1	26-Aug-13*	26-Aug-13
BSS2VB1CTO	2VB1 - Turnover to Client	0		26-Aug-13*
BSS2VB2CTO	2VB2 - Turnover to Client	0		26-Aug-13*
BSS2VB3CTO	2VB3 - Turnover to Client	0		26-Aug-13*
BSS2WB1CTO	2WB1 - Turnover to Client	0		26-Aug-13*



Actual Work | Critical Remaining ... | Remaining Work | Milestone

Activity ID	Activity Name	Original Duration	Start	Finish
BSS2WD1CTO	2WD1 - Turnover to Client	0		26-Aug-13*
BSS2WR1CTO	2WR1 - Turnover to Client	0		26-Aug-13*
BSS2WS1CTO	2WS1 - Turnover to Client	0		26-Aug-13*
BSS2WY1CTO	2WY1 - Turnover to Client	0		26-Aug-13*
BSS2XW1CTO	2XW1 - Turnover to Client	0		26-Aug-13*
BSS2XW2CTO	2XW2 - Turnover to Client	0		26-Aug-13*
BSS2EH1STO	2EH1 - T/O to SU Electrical Trace Heating Unit 2	1	27-Aug-13*	27-Aug-13
BSS2HA1CHO	2HA1 - Check Out	4	27-Aug-13	30-Aug-13
BSS2SD1CHO	2SD1 - Check Out	25	27-Aug-13	24-Sep-13
BSS2SL1CHO	2SL1 - Check Out	18	27-Aug-13	16-Sep-13
BSS2EH1CHO	2EH1 - Check Out	4	28-Aug-13	31-Aug-13
BSS2FL3AVS	2FL3 - Available for Service	1	28-Aug-13	28-Aug-13
BSS2FL3CTO	2FL3 - Turnover to Client	0		28-Aug-13*
BSS2EW1AVS	2EW1 - Available for Service	1	30-Aug-13*	30-Aug-13
BSS2EW2AVS	2EW2 - Available for Service	1	30-Aug-13*	30-Aug-13
BSS2EW3AVS	2EW3 - Available for Service	1	30-Aug-13*	30-Aug-13
BSS2PF7STO	2PF7 - T/O to SU Foam deluge sprinkler system for boiler feed pump turbine	1	30-Aug-13*	30-Aug-13
BSS2EW1CTO	2EW1- Turnover to Client	0		30-Aug-13*
BSS2EW2CTO	2EW2 - Turnover to Client	0		30-Aug-13*
BSS2EW3CTO	2EW3 - Turnover to Client	0		30-Aug-13*
BSS2HA1AVS	2HA1 - Available for Service	1	31-Aug-13*	31-Aug-13
BSS2PF7CHO	2PF7 - Check Out	11	31-Aug-13	12-Sep-13
BSS2HA1CTO	2HA1 - Turnover to Client	0		31-Aug-13*
BSS2EH1AVS	2EH1 - Available for Service	1	02-Sep-13	02-Sep-13
BSS2EH1CTO	2EH1 - Turnover to Client	0		02-Sep-13*
BSS2PW1AVS	2PW1 - Available for Service	0	07-Sep-13*	07-Sep-13
BSS2PW1CTO	2PW1 - Turnover to Client	0		07-Sep-13*
BSS2PF7AVS	2PF7 - Available for Service	1	13-Sep-13	13-Sep-13
BSS2PF7CTO	2PF7 - Turnover to Client	0		13-Sep-13*
BSS2SL1AVS	2SL1 - Available for Service	1	17-Sep-13	17-Sep-13
BSS2SL1CTO	2SL1 - Turnover to Client	0		17-Sep-13*
BSS2AE2AVS	2AE2 - Available for Service	1	24-Sep-13	24-Sep-13
BSS2FL2AVS	2FL2 - Available for Service	1	24-Sep-13	24-Sep-13



Actual Work | Critical Remaining ... | Remaining Work | Milestone

Level 3 - Construction Long Term Work Plan

Activity ID	Activity Name	Original Duration	Start	Finish
BSS2TL1AVS	2TL1 - Available for Service	1	24-Sep-13	24-Sep-13
BSS2AE2CTO	2AE2 - Turnover to Client	0		24-Sep-13*
BSS2FL2CTO	2FL2 - Turnover to Client	0		24-Sep-13*
BSS2TL1CTO	2TL1 - Turnover to Client	0		24-Sep-13*
BSS2SD1AVS	2SD1 - Available for Service	1	25-Sep-13	25-Sep-13
BSS2SD1CTO	2SD1 - Turnover to Client	0		25-Sep-13*
BSS2AB1AVS	2AB1 - Available for Service	1	30-Sep-13	30-Sep-13
BSS2EE1STO	2EE1 - T/O to SU Miscelaneous electrical and communication equipment	1	30-Sep-13*	01-Oct-13
BSS2AB1CTO	2AB1 - Turnover to Client	0		30-Sep-13*
BSS2EE1CHO	2EE1 - Check Out	2	01-Oct-13	03-Oct-13
BSS2EY2AVS	2EY2 - Available for Service	1	02-Oct-13	02-Oct-13
BSS2EY2CTO	2EY2 - Turnover to Client	0		02-Oct-13*
BSS2EE1AVS	2EE1 - Available for Service	1	03-Oct-13	04-Oct-13*
BSS2EE1CTO	2EE1 - Turnover to Client	0		04-Oct-13*
BSS2EG2AVS	2EG2 - Available for Service	1	09-Oct-13	09-Oct-13
BSS2EG2CTO	2EG2 - Turnover to Client	0		09-Oct-13*
BSS2AE3AVS	2AE3 - Available for Service	1	10-Oct-13	10-Oct-13
BSS2AE3CTO	2AE3 - Turnover to Client	0		10-Oct-13*
BSS2AC1STO	2AC1 - T/O to SU Generator, Turbine and directly attached piping	1	16-Oct-13*	16-Oct-13
BSS2AC1CHO	2AC1 - Check Out	32	17-Oct-13	22-Nov-13
BSS2PF6STO	2PF6 - T/O to SU Foam Preaction Spray Sys for STG Bearings, and Foam Deluge Sprinkler System for STG, lube oil area,	1	01-Nov-13*	01-Nov-13
BSS2PF6CHO	2PF6 - Check Out	11	02-Nov-13	14-Nov-13
BSS2PF6AVS	2PF6 - Available for Service	1	15-Nov-13	15-Nov-13
BSS2PF6CTO	2PF6 - Turnover to Client	0		15-Nov-13*
BSS2AC1AVS	2AC1 - Available for Service	1	23-Nov-13	23-Nov-13
BSS2AC1CTO	2AC1 - Turnover to Client	0		23-Nov-13*
UNIT 3				
0 SITE - GENERAL				
SITE PREP				

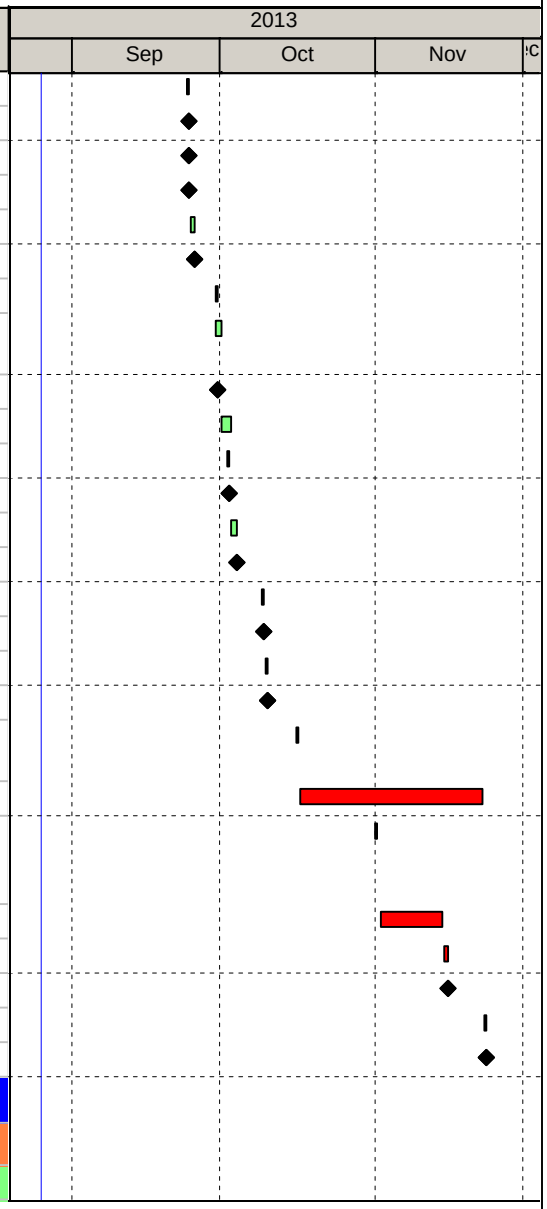

Actual Work | Critical Remaining ... | Remaining Work | Milestone

Activity ID	Activity Name	Original Duration	Start	Finish
BCZZ83X-970	TRANS-2: Advise Caltran, CSB, BLM, & CPM Construction Works complete	1	04-Nov-13	04-Nov-13
BCZZ83X-980	TRANS-2: Re-Establish ROW county roads	1	05-Nov-13	05-Nov-13
BCZZ83X-990	TRANS-2: Caltran, CSB Approve Road Repairs	1	06-Nov-13	06-Nov-13
BCZZ83X-1000	TRANS-2: Advise CPM, BLM of Caltran, CSB Road Repair Approval	1	07-Nov-13	07-Nov-13
UNDERGROUND UTILITIES				
BC00163-340	U3: EG1 - Powerblock Area - Final 10 % Trenching and Install Grounding	4	23-Aug-12 A	19-Sep-13
11 SRSG Boiler				
STEEL				
BC10133-008	U3:Tower Steel - Erect Leave-Out Steel	16	04-Nov-13	28-Nov-13
10 SRSG				
SITE PREP				
BC10113-085	U3: CE01 - Site Prep - Power Block Paving (4" Asphalt Concrete Base Course) and Aggregate Surfacing	16	13-Nov-13	10-Dec-13
STEEL				
BC10133-972	U3: ACE0 - Permanent Tower Elevator - Install Personnel Screens	24	11-Apr-13 A	05-Sep-13
BC10133-982	U3: ACE0 - Permanent Tower Elevator - Test / Put in Service	8	09-Sep-13	19-Sep-13
BC10133-865	U3: ACE0-1: Elevator - Dismantle Construction Elevator	16	07-Oct-13	31-Oct-13
ELECTRICAL				
BCEH003-170	U3:SRSG Install Boiler Insulation required for 1st steam	16	06-Mar-13 A	10-Sep-13
START_UP				
BSS3SCA-024	U3: Steam Blows	9	02-Sep-13*	16-Sep-13
BSHA013-100	U3: HA - 1 - Cranes, Hoists, Elevators - Checkout	4	16-Sep-13	19-Sep-13
BSS3SCA-028	U3: Steam Blows Restoration	9	17-Sep-13	01-Oct-13
BSS3SCA-120	U3: Pull Vacuum	1	17-Sep-13	17-Sep-13
BSS3SCA-130	U3: ACC Steam Cleaning	7	18-Sep-13	30-Sep-13
BSS3SCA-140	U3: Turbine Bypass Operations & Achieve Steam Quality	7	18-Sep-13	30-Sep-13

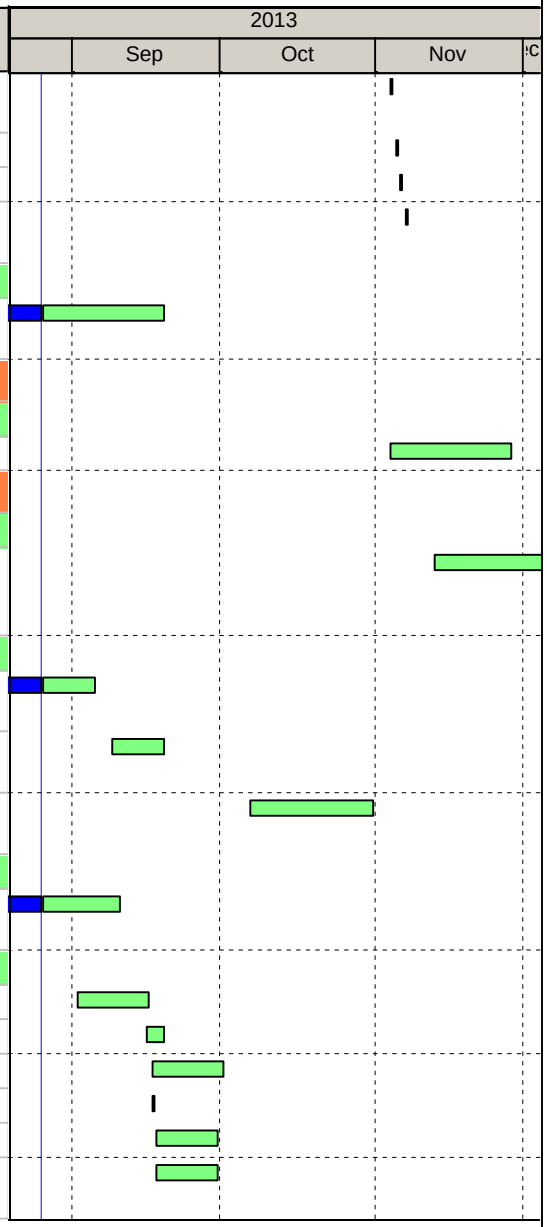

Actual Work | Critical Remaining ... | Remaining Work | ◆ Milestone

Activity ID	Activity Name	Original Duration	Start	Finish
BSS3SCA-026	U3: Restart/Achieve Chemistry/Misc Tuning	8	02-Oct-13	15-Oct-13
BSS3SCA-150	U3: SRSG Ascension to 60% Steam Flow	9	03-Oct-13	17-Oct-13
BSS3SCA-020	U3: Pre-Synchronization Checks	5	16-Oct-13	23-Oct-13
BSS3SCA-160	U3: Load Achieved (13%)	1	24-Oct-13	24-Oct-13
BSS3SCA-170	U3: Reverse Power Test	1	28-Oct-13	28-Oct-13
BSS3SCA-180	U3: SRSG Ascension from 60% - 100% Steam Flow (Increments of 10%)	12	29-Oct-13	18-Nov-13
BSS3SCA-016	U3: Load Ascension	3	19-Nov-13	21-Nov-13
20 STEAM TURBINE				
STEEL				
BC21323-220	U3: MUSG: STG - Install STG Enclosure	16	29-Oct-12 A	29-Aug-13
PIPING				
BSPF063-150	U3: 3PF6 - Install STG Fire Protection System	10	21-Mar-13 A	16-Sep-13
BC10153-300	U3: Install Steam Blow Pipe and Hangers required for 1st flux	22	02-May-13 A	28-Aug-13
ELECTRICAL				
BC30163-330	U3: STG Sound Enclosure - Install Lightning Protection	2	02-Sep-13	03-Sep-13
SPECIALTY				
BC21183-110	U3: MUSG: STG - Insulate Steam Turbine	16	04-Sep-13	01-Oct-13
WALKDOWN, PUNCH LIST, T/O				
BSAC013-112	U3: MUSG: STG TA Commis Lead (Mech)/ Turbine Roll	8	17-Sep-13	30-Sep-13
START_UP				
BSFL013-110	U3: FL-1 Lube Oil - Restore Lube Oil system	8	26-Aug-13	05-Sep-13
BSFL023-100	U3: FL-2 Control Oil - Flush/Checkout Control Oil	4	27-Aug-13	02-Sep-13
BSFL023-110	U3: FL-2 Control Oil - Restore Control Oil System	8	03-Sep-13	16-Sep-13
BSAC013-121	U3: AC-1 MUSG - STG - Pull Vacuum	4	01-Oct-13	07-Oct-13
30 ELECTRICAL FACILITIES				
ELECTRICAL				
BCEE162-340	U3: 3EE1 - Mobilize Controlled Access System subContractor	1	22-Oct-13	22-Oct-13

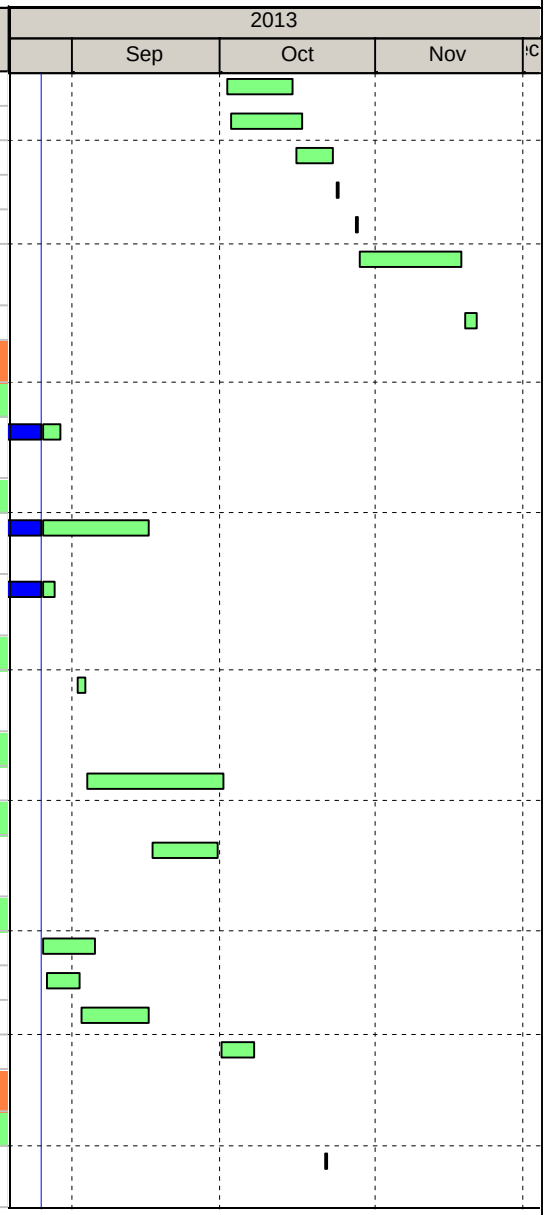

Actual Work | Critical Remaining ... | Remaining Work | Milestone

Activity ID	Activity Name	Original Duration	Start	Finish
BCEE161-380	U3: 3EE1 - FREP Light Poles, Card Readers, Power Equipment pads	8	12-Nov-13	25-Nov-13
WALKDOWN, PUNCH LIST, T/O				
BSEC033-010	U3: 3EC3 - ACC MCC#2 - Construction System Turnover	2	26-Aug-13	27-Aug-13
BSEC073-010	U3: 3EC7 - ACC MCC#1 - Construction System Turnover	2	26-Aug-13	27-Aug-13
BSHA013-001	U3: HA - 1 - Cranes, Hoists, Elevators - System Walkdown	4	09-Sep-13	12-Sep-13
START_UP				
BS30283-190	U3: Solar Field Control Cubicles - Checkout	8	01-Apr-13 A	29-Aug-13
BS30283-180	U3: Energize Solar Field Control Cubicles	4	02-Sep-13	05-Sep-13
33 TRANSFORMERS				
PIPING				
BSPF033-000	U3: 3PF3: Transformer Fire Protection - Deluge spray test	2	26-Aug-13	27-Aug-13
75 FIREWATER FACILITIES				
START_UP				
BSPF063-200	U3: 3PF6 - STG Fire Protection - Joint System Walkdown / Punchlist Work-Off	3	17-Sep-13	19-Sep-13
87 HELIOSTAT SOLAR FIELD				
UNDERGROUND UTILITIES				
BCSFJD6163-610	U3: Solar Field 3JD6 Startup Checkout	4	26-Aug-13	29-Aug-13
BCSFEG2163-630	U3: Solar Field 3EG2 Startup Energization	4	26-Aug-13	29-Aug-13
BCSFJD6163-620	U3: Solar Field 3JD6 Startup Energization	4	02-Sep-13	05-Sep-13
HELIOSTATS				
BC87113-390	U3: Solar Field: Pylon Insertion 91% to 100% (Sector E-F)	8	13-Mar-13 A	10-Sep-13
BC87203-280	U3: Solar Field: Heliostat Install 70% to 90%	18	12-Apr-13 A	28-Aug-13
BCEA163-220	U3: Solar Field: CPDU Turnover 60% to 90%	18	29-Apr-13 A	24-Sep-13
BCEA163-215	U3: Solar Field- CPDU Root and Trunk Cabling 73%- 90%	15	26-Aug-13	18-Sep-13

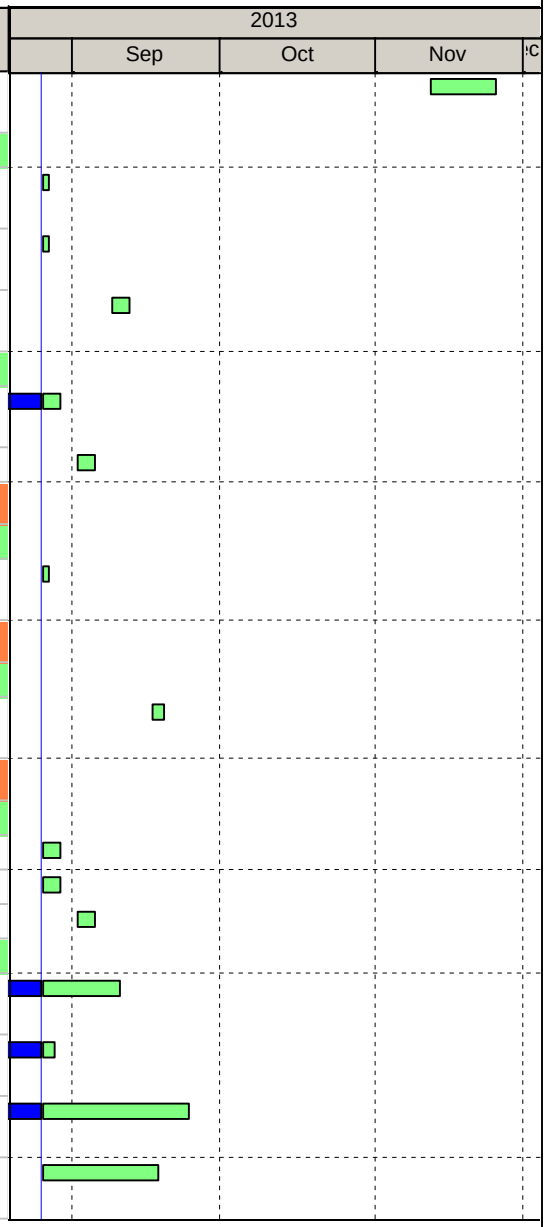

Actual Work | Critical Remaining ... | Remaining Work | Milestone

IVANPAH Current Schedule | BECHTEL POWER CORP | Run Date: 23-Sep-13

Activity ID	Activity Name	Original Duration	Start	Finish
BC87203-350	U3: Solar Field: Heliostat Install 91% to 100% (Sector E-F)	29	11-Sep-13	07-Oct-13
BCEA163-225	U3: Solar Field- CPDU Root and Trunk Cabling 94 to 100% (Sector E-F)	8	11-Sep-13	25-Sep-13
BCEA163-221	U3: Solar Field: Heliostats 90% Mechanically Complete	0		24-Sep-13
BCEA163-230	U3: Solar Field: CPDU Turnover 91% to 100% (Sector E-F)	10	25-Sep-13	14-Oct-13
BC87203-351	U3: Solar Field: Heliostat Installed 100%	0		07-Oct-13
No IPAH - FAC				
ELECTRICAL				
BCEE161-370	U3: 3EE1 - Set up Electrical to equipment location	8	29-Oct-13	11-Nov-13
No IPAH - CONSTRUCTION				
BSS3JD8CHO	3JD8 - Check Out	4	25-Feb-13 A	29-Aug-13
BSS3EG2STO	3EG2 - T/O to SU Grounding Grid Solar Field	1	26-Feb-13 A	26-Aug-13
BSS3JD5CHO	3JD5 - Check Out	11	26-Feb-13 A	06-Sep-13
BSS3PG1CHO	3PG1 - Check Out	11	01-Mar-13 A	06-Sep-13
BSS3PW1STO	3PW1 - T/O to SU Potable Water System	1	20-Mar-13 A	26-Aug-13
BSS3JD4CHO	3JD4 - Check Out	11	01-Apr-13 A	06-Sep-13
BSS3JD9CHO	3JD9 - Check Out	4	01-Apr-13 A	29-Aug-13
BSS3EY2STO	3EY2 - T/O to SU Generator, excitation & generator neutral ground equipment	1	23-Apr-13 A	26-Aug-13
BSS3FL2STO	3FL2 - T/O to SU BF Pump/Turbine Lube Oil System	1	10-Jun-13 A	26-Aug-13
BSS3FL3STO	3FL3 - T/O to SU STG - Control Oil Supply & Consumer System	1	10-Jun-13 A	26-Aug-13
BSS3SA1STO	3SA1 - T/O to SU Night Preservation Boiler System (Feedwater Pumps, Boiler, and Electric Super Heater)	1	11-Jun-13 A	26-Aug-13

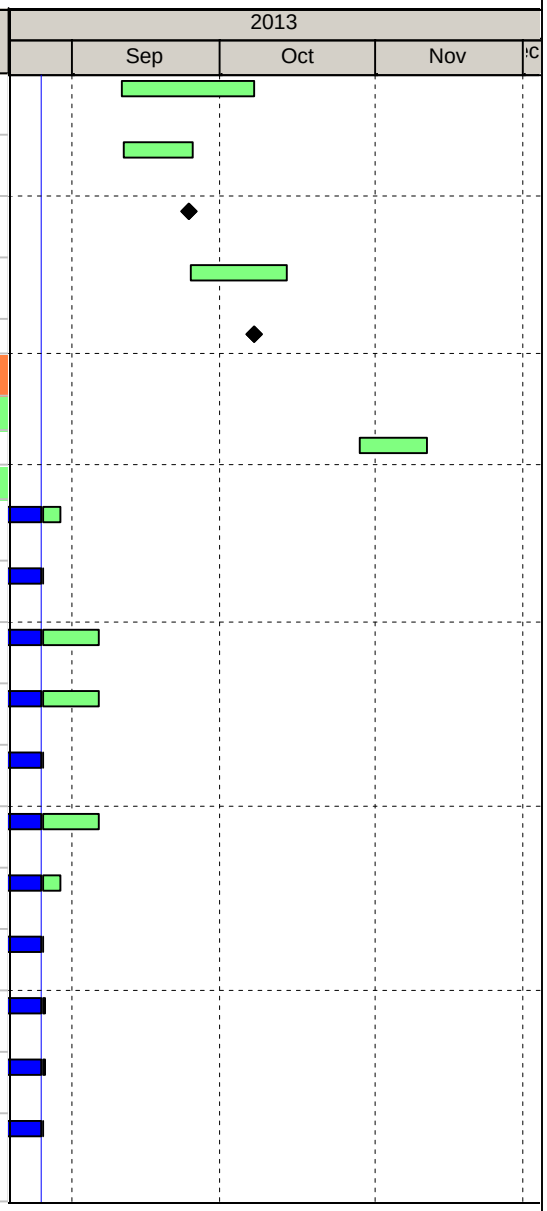

Actual Work | Critical Remaining ... | Remaining Work | Milestone

Page 20 of 25

Level 3 - Construction Long Term Work Plan

Activity ID	Activity Name	Original Duration	Start	Finish
BSS3AE3STO	3AE3 - T/O to SU Main Boiler Feed Pump (MBFP)	1	14-Jun-13 A	11-Sep-13
BSS3AB1CTO	3AB1 - Turnover to Client	0		26-Aug-13*
BSS3AB2CTO	3AB2 - Turnover to Client	0		26-Aug-13*
BSS3AD1CTO	3AD1 - Turnover to Client	0		26-Aug-13*
BSS3AD2CTO	3AD2 - Turnover to Client	0		26-Aug-13*
BSS3AD3CTO	3AD3 - Turnover to Client	0		26-Aug-13*
BSS3AD4CTO	3AD4 - Turnover to Client	0		26-Aug-13*
BSS3AD5CTO	3AD5 - Turnover to Client	0		26-Aug-13*
BSS3AD6CTO	3AD6 - Turnover to Client	0		26-Aug-13*
BSS3AE2CTO	3AE2 - Turnover to Client	0		26-Aug-13*
BSS3AJ1CTO	3AJ1 - Turnover to Client	0		26-Aug-13*
BSS3AJ2CTO	3AJ2 - Turnover to Client	0		26-Aug-13*
BSS3AK1CTO	3AK1 - Turnover to Client	0		26-Aug-13*
BSS3BM1CTO	3BM1 - Turnover to Client	0		26-Aug-13*
BSS3BM2CTO	3BM2 - Turnover to Client	0		26-Aug-13*
BSS3EA1CTO	3EA1 - Turnover to Client	0		26-Aug-13*
BSS3EA2CTO	3EA2 - Turnover to Client	0		26-Aug-13*
BSS3EA3CTO	3EA3 - Turnover to Client	0		26-Aug-13*
BSS3EA4CTO	3EA4 - Turnover to Client	0		26-Aug-13*
BSS3EC2CTO	3EC2 - Turnover to Client	0		26-Aug-13*
BSS3EC3CTO	3EC3 - Turnover to Client	0		26-Aug-13*
BSS3EC4CTO	3EC4 - Turnover to Client	0		26-Aug-13*
BSS3EC5CTO	3EC5 - Turnover to Client	0		26-Aug-13*
BSS3EC6CTO	3EC6 - Turnover to Client	0		26-Aug-13*
BSS3EC7CTO	3EC7 - Turnover to Client	0		26-Aug-13*
BSS3EG1STO	3EG1 - T/O to SU Grounding Unit 3	1	26-Aug-13*	26-Aug-13
BSS3EG2CHO	3EG2 - Check Out	4	26-Aug-13	29-Aug-13
BSS3EH1STO	3EH1 - T/O to SU Electrical Trace Heating Unit 3	1	26-Aug-13*	26-Aug-13
BSS3EU1CTO	3EU1 - Turnover to Client	0		26-Aug-13*
BSS3EU2CTO	3EU2 - Turnover to Client	0		26-Aug-13*
BSS3EU3CTO	3EU3 - Turnover to Client	0		26-Aug-13*
BSS3EU4CTO	3EU4 - Turnover to Client	0		26-Aug-13*
BSS3EU5CTO	3EU5 - Turnover to Client	0		26-Aug-13*



Actual Work | Critical Remaining ... | Remaining Work | Milestone

Activity ID	Activity Name	Original Duration	Start	Finish
BSS3EU6CTO	3EU6 - Turnover to Client	0		26-Aug-13*
BSS3EW1STO	3EW1 - T/O to SU Welding Receptacle STG, SRSG, Transformer Yard and Water Treatment Area	1	26-Aug-13*	26-Aug-13
BSS3EW2STO	3EW2 - T/O to SU Welding Receptacles Unit SRSG Area	1	26-Aug-13*	26-Aug-13
BSS3EW3STO	3EW3 - T/O to SU Welding Receptacles ACC, Drain Tank and AUX, Bolier Area	1	26-Aug-13*	26-Aug-13
BSS3EY1CTO	3EY1 - Turnover to Client	0		26-Aug-13*
BSS3EY2CHO	3EY2 - Check Out	32	26-Aug-13	01-Oct-13
BSS3EY3CTO	3EY3 - Turnover to Client	0		26-Aug-13*
BSS3FG1CTO	3FG1 - Turnover to Client	0		26-Aug-13*
BSS3FL1STO	3FL1 - T/O to SU Main Turbine Lube Oil System (Filter Unit, Cooler, Tank, Pumps, Purifier)	1	26-Aug-13*	26-Aug-13
BSS3JD1CTO	3JD1 - Turnover to Client	0		26-Aug-13*
BSS3JD2CTO	3JD2 - Turnover to Client	0		26-Aug-13*
BSS3JD6AVS	3JD6 - Available for Service	1	26-Aug-13*	26-Aug-13
BSS3JD7CTO	3JD7 - Turnover to Client	0		26-Aug-13*
BSS3JD8CTO	3JD8 - Turnover to Client	0		26-Aug-13*
BSS3JD9CTO	3JD9 - Turnover to Client	0		26-Aug-13*
BSS3JD10CTO	3JD10 - Turnover to Client	0		26-Aug-13*
BSS3JD11AVS	3JD11 - Available for Service	1	26-Aug-13*	26-Aug-13
BSS3PA1CTO	3PA1 - Turnover to Client	0		26-Aug-13*
BSS3PA2CTO	3PA2 - Turnover to Client	0		26-Aug-13*
BSS3PF1CTO	3PF1 - Turnover to Client	0		26-Aug-13*
BSS3PF2CTO	3PF2 - Turnover to Client	0		26-Aug-13*
BSS3PF3CTO	3PF3 - Turnover to Client	0		26-Aug-13*
BSS3PF4CTO	3PF4 - Turnover to Client	0		26-Aug-13*
BSS3PF7STO	3PF7 - T/O to SU Foam deluge sprinkler system for boiler feed pump turbine	1	26-Aug-13*	26-Aug-13
BSS3PW1CHO	3PW1 - Check Out	11	26-Aug-13	06-Sep-13
BSS3SA1CHO	3SA1 - Check Out	11	26-Aug-13	06-Sep-13
BSS3SA2CTO	3SA2 - Turnover to Client	0		26-Aug-13*
BSS3SD1STO	3SD1 - T/O to SU Boiler Feed Pump Turbine	1	26-Aug-13*	26-Aug-13
BSS3SL1STO	3SL1 - T/O to SU Steam Seal System	1	26-Aug-13*	26-Aug-13
BSS3TL1CTO	3TL1 - Turnover to Client	0		26-Aug-13*

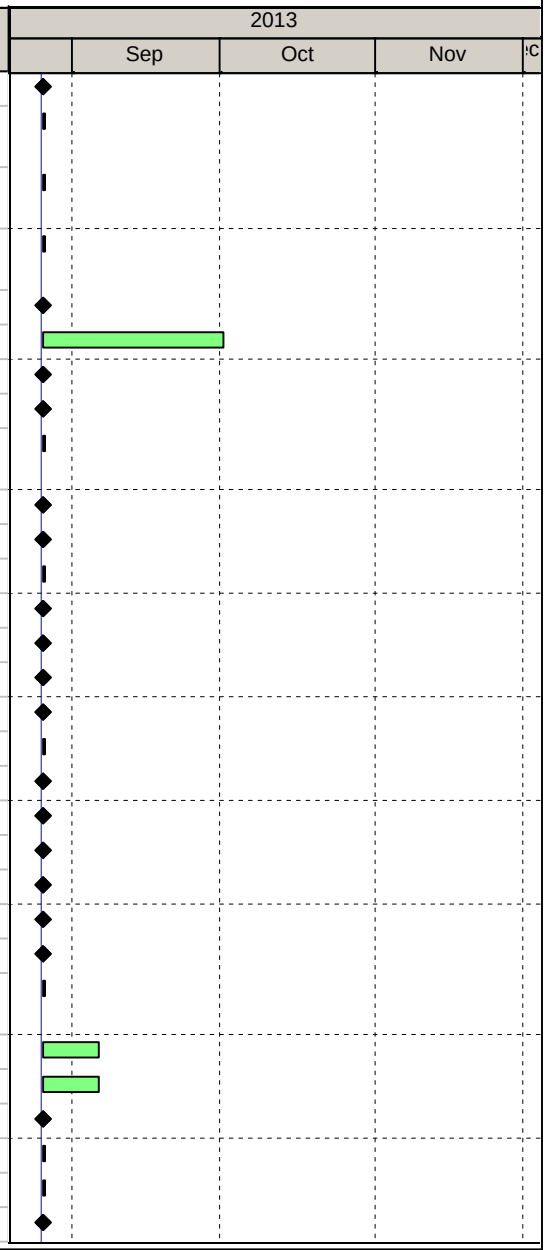

Actual Work | Critical Remaining ... | Remaining Work | Milestone

Activity ID	Activity Name	Original Duration	Start	Finish
BSS3WB1CTO	3WB1 - Turnover to Client	0		26-Aug-13*
BSS3WD1CTO	3WD1 - Turnover to Client	0		26-Aug-13*
BSS3WR1CTO	3WR1 - Turnover to Client	0		26-Aug-13*
BSS3WY1CTO	3WY1 - Turnover to Client	0		26-Aug-13*
BSS3XW1CTO	3XW1 - Turnover to Client	0		26-Aug-13*
BSS3XW2CTO	3XW2 - Turnover to Client	0		26-Aug-13*
BSS3JD11CTO	3JD11 - Turnover to Client	0		26-Aug-13*
BSS3EG1CHO	3EG1 - Check Out	4	27-Aug-13	30-Aug-13
BSS3EH1CHO	3EH1 - Check Out	4	27-Aug-13	30-Aug-13
BSS3EW1CHO	3EW1 - Check Out	4	27-Aug-13	30-Aug-13
BSS3EW2CHO	3EW2 - Check Out	4	27-Aug-13	30-Aug-13
BSS3EW3CHO	3EW3 - Check Out	4	27-Aug-13	30-Aug-13
BSS3FL1CHO	3FL1 - Check Out	32	27-Aug-13	02-Oct-13
BSS3FL2CHO	3FL2 - Check Out	4	27-Aug-13	30-Aug-13
BSS3FL3CHO	3FL3 - Check Out	32	27-Aug-13	02-Oct-13
BSS3PF7CHO	3PF7 - Check Out	11	27-Aug-13	07-Sep-13
BSS3SD1CHO	3SD1 - Check Out	25	27-Aug-13	24-Sep-13
BSS3SL1CHO	3SL1 - Check Out	18	27-Aug-13	16-Sep-13
BSS3AA1CTO	3AA1 - Turnover to Client	0		27-Aug-13*
BSS3AN1CTO	3AN1 - Turnover to Client	0		27-Aug-13*
BSS3AE1CTO	3AE1 - Turnover to Client	0		29-Aug-13*
BSS3AF1CTO	3AF1 - Turnover to Client	0		29-Aug-13*
BSS3EC8CTO	3ED1 - Turnover to Client	0		29-Aug-13*
BSS3JD3CTO	3JD3 - Turnover to Client	0		29-Aug-13*
BSS3VB1CTO	3VB1 - Turnover to Client	0		29-Aug-13*
BSS3VB2CTO	3VB2 - Turnover to Client	0		29-Aug-13*
BSS3EH1AVS	3EH1 - Available for Service	1	31-Aug-13*	31-Aug-13
BSS3EW1AVS	3EW1 - Available for Service	1	31-Aug-13*	31-Aug-13
BSS3EW2AVS	3EW2 - Available for Service	1	31-Aug-13*	31-Aug-13
BSS3EW3AVS	3EW3 - Available for Service	1	31-Aug-13*	31-Aug-13
BSS3EE1STO	3EE1 - T/O to SU Miscelaneous electrical and communication equipment	1	02-Sep-13*	02-Sep-13
BSS3EG1AVS	3EG1 - Available for Service	1	02-Sep-13*	02-Sep-13

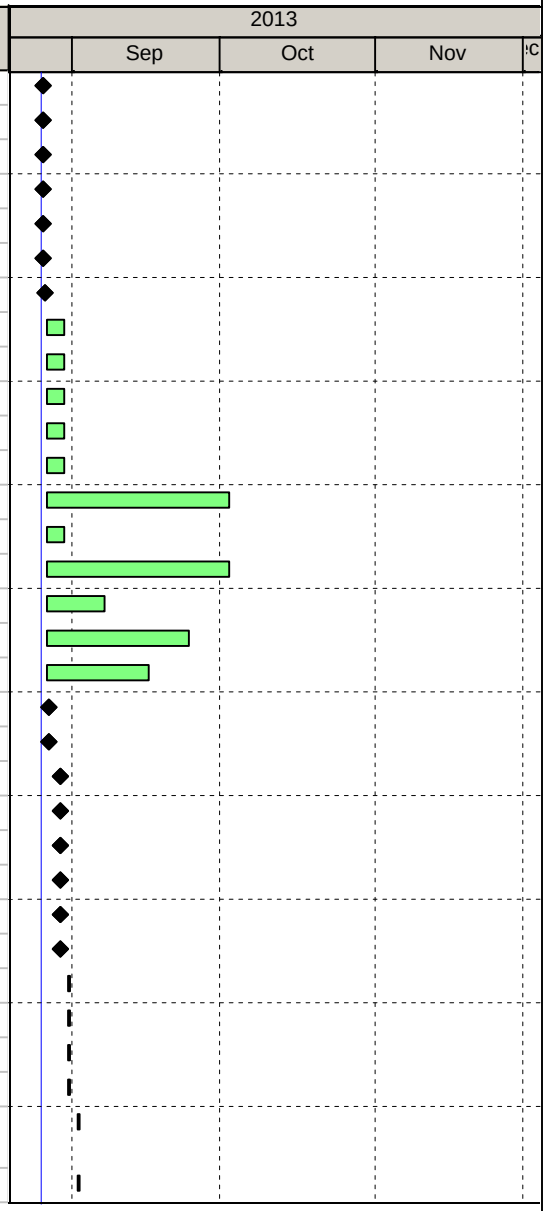

Actual Work | Critical Remaining ... | Remaining Work | Milestone

Level 3 - Construction Long Term Work Plan

IVANPAH Current Schedule | BECHTEL POWER CORP | Run Date: 23-Sep-13

Activity ID	Activity Name	Original Duration	Start	Finish
BC31123-370	U3: Heater bay - Feedwater Removal Foundation FREP	4	02-Sep-13*	05-Sep-13
BSS3EE1CHO	3EE1 - Check Out	4	03-Sep-13	06-Sep-13
BSS3EG2CTO	3EG2 - Turnover to Client	0		03-Sep-13*
BSS3EH1CTO	3EH1 - Turnover to Client	0		03-Sep-13*
BSS3JD6CTO	3JD6 - Turnover to Client	0		03-Sep-13*
BSS3EG1CTO	3EG1 - Turnover to Client	0		05-Sep-13*
BSS3EW1CTO	3EW1 - Turnover to Client	0		05-Sep-13*
BSS3EW2CTO	3EW2 - Turnover to Client	0		05-Sep-13*
BSS3JA1CTO	3JA1 - Turnover to Client	0		05-Sep-13*
BSS3VB3CTO	3VB3 - Turnover to Client	0		05-Sep-13*
BSS3EE1AVS	3EE1 - Available for Service	1	07-Sep-13*	07-Sep-13
BSS3JD4AVS	3JD4 - Available for Service	1	07-Sep-13	07-Sep-13
BSS3JD5AVS	3JD5 - Available for Service	1	07-Sep-13	07-Sep-13
BSS3PG1AVS	3PG1 - Available for Service	1	07-Sep-13	07-Sep-13
BSS3PW1AVS	3PW1 - Available for Service	1	07-Sep-13	07-Sep-13
BSS3SA1AVS	3SA1 - Available for Service	1	07-Sep-13	07-Sep-13
BSS3EE1CTO	3EE1 - Turnover to Client	0		07-Sep-13*
BSS3JD4CTO	3JD4 - Turnover to Client	0		07-Sep-13*
BSS3JD5CTO	3JD5 - Turnover to Client	0		07-Sep-13*
BSS3PG1CTO	3PG1 - Turnover to Client	0		07-Sep-13*
BSS3PW1CTO	3PW1 - Turnover to Client	0		07-Sep-13*
BSS3SA1CTO	3SA1 - Turnover to Client	0		07-Sep-13*
BSS3PF7AVS	3PF7 - Available for Service	1	09-Sep-13	09-Sep-13
BSS3PF7CTO	3PF7 - Turnover to Client	0		09-Sep-13*
BSS3AE3CHO	3AE3 - Check Out	20	12-Sep-13	04-Oct-13
BSS3EW3CTO	3EW3 - Turnover to Client	0		12-Sep-13*
BSS3PF5CTO	3PF5 - Turnover to Client	0		12-Sep-13*
BSS3WS1CTO	3WS1 - Turnover to Client	0		12-Sep-13*
BSS3HA1STO	3HA1 - T/O to SU CRANES & HOISTS	1	13-Sep-13*	13-Sep-13
BSS3HA1CHO	3HA1 - Check Out	4	14-Sep-13	18-Sep-13
BSS3FL2AVS	3FL2 - Available for Service	1	17-Sep-13	17-Sep-13
BSS3SL1AVS	3SL1 - Available for Service	1	17-Sep-13	17-Sep-13
BSS3FL2CTO	3FL2 - Turnover to Client	0		17-Sep-13*

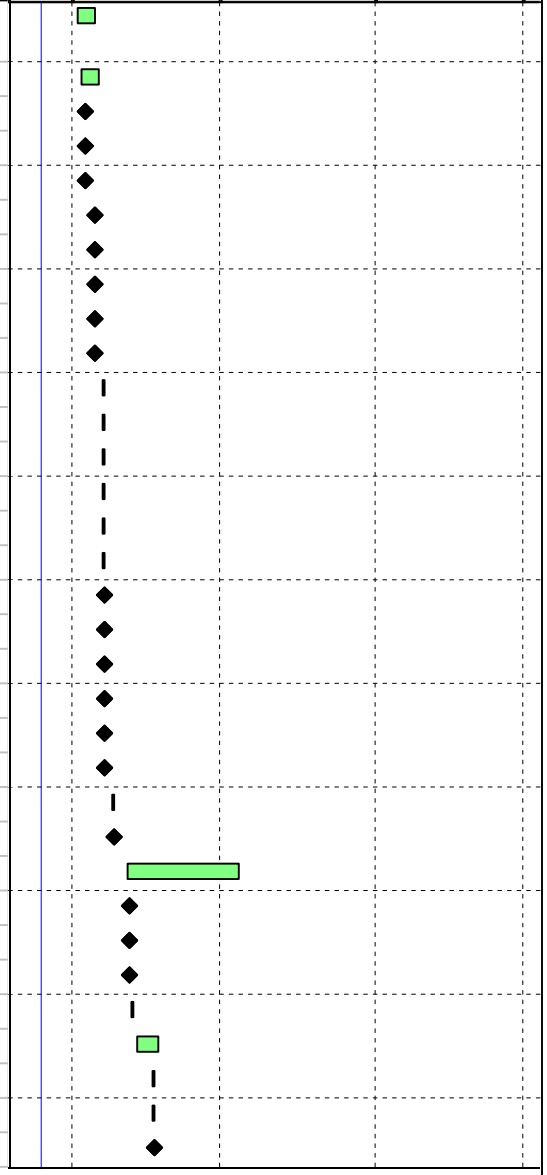

Actual Work | Critical Remaining ... | Remaining Work | Milestone

Page 24 of 25

Level 3 - Construction Long Term Work Plan

Activity ID	Activity Name	Original Duration	Start	Finish
BSS3SL1CTO	3SL1 - Turnover to Client	0		17-Sep-13*
BSS3HA1AVS	3HA1 - Available for Service	1	19-Sep-13	19-Sep-13
BSS3HA1CTO	3HA1 - Turnover to Client	0		19-Sep-13*
BSS3PF6STO	3PF6 - T/O to SU Foam Preaction Spray System for STG Bearings, and Foam Deluge Sprinkler System for STG, lube oil area,	1	20-Sep-13*	20-Sep-13
BSS3PF6CHO	3PF6 - Check Out	8	21-Sep-13	30-Sep-13
BSS3SD1AVS	3SD1 - Available for Service	1	25-Sep-13	25-Sep-13
BSS3SD1CTO	3SD1 - Turnover to Client	0		25-Sep-13*
BSS3PF6AVS	3PF6 - Available for Service	1	01-Oct-13	01-Oct-13
BSS3PF6CTO	3PF6 - Turnover to Client	0		01-Oct-13*
BSS3AC1STO	3AC1 - T/O to SU Generator, Turbine and directly attached piping	1	02-Oct-13*	02-Oct-13
BSS3EY2AVS	3EY2 - Available for Service	1	02-Oct-13	02-Oct-13
BSS3EY2CTO	3EY2 - Turnover to Client	0		02-Oct-13*
BSS3AC1CHO	3AC1 - Check Out	1	03-Oct-13	03-Oct-13
BSS3FL1AVS	3FL1 - Available for Service	1	03-Oct-13	03-Oct-13
BSS3FL3AVS	3FL3 - Available for Service	1	03-Oct-13	03-Oct-13
BSS3FL1CTO	3FL1 - Turnover to Client	0		03-Oct-13*
BSS3FL3CTO	3FL3 - Turnover to Client	0		03-Oct-13*
BSS3AC1AVS	3AC1 - Available for Service	1	04-Oct-13	04-Oct-13
BSS3AC1CTO	3AC1 - Turnover to Client	0		04-Oct-13*
BSS3AE3AVS	3AE3 - Available for Service	1	05-Oct-13	05-Oct-13
BSS3AE3CTO	3AE3 - Turnover to Client	0		05-Oct-13*

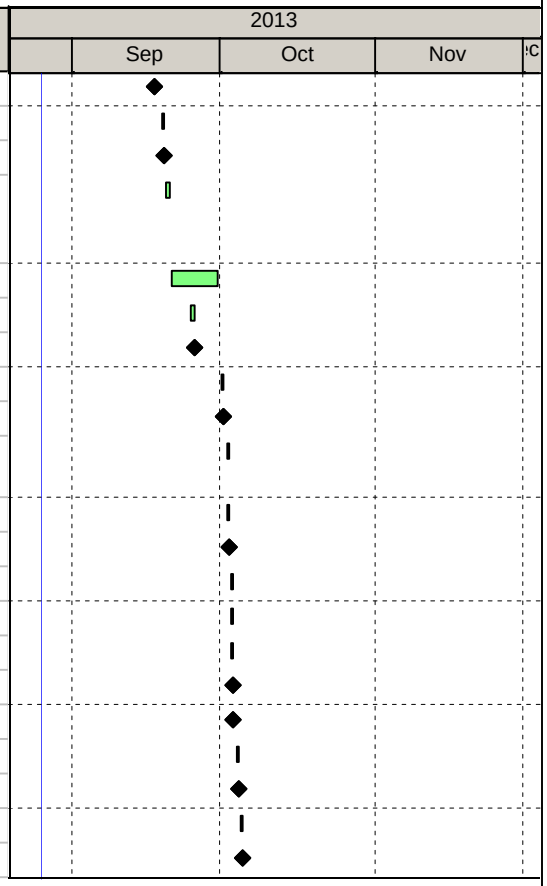

Actual Work | Critical Remaining ... | Remaining Work | Milestone

Level 3 - Construction Long Term Work Plan

Exhibit 3

Ivanpah SEGS Compliance Matrix
Conditions of Certification
COMP-5 & COMP-6

This page intentionally left blank

Ivanpah SEGS Compliance Matrix rev 05/14/13

	PURPLE FONT indicates new COC language	
	(MD)Missing dates from the Schedule Tab	MD
	(TBU)Information needs to be updated	TBU
	(RA)Important--requires action	RA
	(RC)Requires monthly or annual compliance	RC
	(RF'S) Requires future submittals	RFS
	(COMP)Completed and approved	COMP
	(NSR)No required submittals or notif.only if triggered	NSR

Technical Area	COC	Description	Verification	Scheduled Submittal Date	Status	Date Submitted	Date Approved	NOTES	*Milestone Description*	*MILESTONE DATES*	*REQUIRED TIMING (days)*	*SCHEDULED SUBMITTAL DATE*	STATUS
Air Quality Auxilliary Boilers	AQ-01	**Operation of this equipment must be conducted in compliance with all data and specifications submitted with the application under which this permit is issued unless otherwise noted below**	**Any non-compliant operations shall be listed in the Annual Compliance Report (COMPLIANCE-7).**	N/A	Air Amendment #1 currently under review by CEC ; ATC Permit recvd from MDAQMD exp 10/31/13	Air Amendment #1 filed with the CEC and MDAQMD on 3/8/2012	2/13/2013	Requests for Additional Information recvd from CEC 5/15/12, 6/14/12 Data Responses submitted 6/14/12, 7/11/12,					
Air Quality Auxilliary Boilers	AQ-02	**The owner/operator shall operate this equipment in strict accord with the recommendations of the manufacturer or supplier and/or sound engineering principles and consistent with all information submitted with the application for this permit, which produce the minimum emission of air contaminants.**	**As part of the Annual Compliance Report (COMPLIANCE-7), the project owner shall include information on the date, time, and duration of any violation of this permit condition.**	N/A	N/A			Operations Action Item					
Air Quality Auxilliary Boilers	AQ-03	**This boiler shall use only natural gas as fuel and shall be equipped with a meter measuring fuel consumption in standard cubic feet.**	**As part of the Annual Compliance Report (COMPLIANCE-7), the project owner shall include proofs that only pipeline quality, or Public Utility Commission regulated natural gas are used for the boilers.**	2014	Not yet started		2/13/2013	Operations Action Item					RFS
Air Quality Auxilliary Boilers	AQ-04	**The owner owner/operator shall maintain a current, on-site (at a central location if necessary) log for this equipment for five (5) years, which shall be provided to District, state or federal personnel upon request. This log shall include calendar year fuel use for this equipment in standard cubic feet, or BTU's, and daily hours of operation.**	**During site inspection, the project owner shall make all records and reports available to the District, ARB, U.S. EPA or Energy Commission staff.**	N/A	ONGOING		2/13/2013						RFS
Air Quality Auxilliary Boilers	AQ-05	**Conduct Initial Compliance Performance testing within 60 days after achieving the maximum production rate at which the boilers will operate, but not later than 180 days after initial startup (40 CFR 60.8(a)** (Not later than 180 days after initial startup, the *owner/* operator shall perform an initial compliance test on this boiler *(Units 1, 2 and 3)* in accordance with the District Compliance Test Procedural Manual. This test shall demonstrate that this equipment does not exceed the following emission maximums: Pollutant ppmvd Lb/MMBtu Lb/hr *NOx 9.0 0.011 ~~2.5~~ *2.7* (per USEPA Methods 19 and 20) SO~~x~~*2* 1.7 0.003 ~~0.6~~ *0.7* *CO 25.0 0.018 ~~4.2~~ *4.6* (per USEPA Methods 10) VOC 12.6 0.0054 ~~1.2~~ *1.3* (per USEPA Methods 25A and 18) PM10 n/a 0.007 1.7 (per USEPA Method~~s~~ *201A* ~~5 & 202 or CARB Method 5~~) *corrected to 3% oxygen, on a dry basis, averaged over one hour Opacity shall be conducted per Method 9; Flue gas flow rate shall be quantified in dscf per USEPA Methods 1 through 5.	**The project owner shall notify the District and the CPM 30 days prior(within fifteen (15) working days) before the execution of the performance compliance test required in this condition, to allow the Mojave Desert AQMD time to schedule an observer be present (40 CFR 60.8 (d). The test results shall be submitted to the District and to the CPM within 180 days after Initial Startup** (60 days of the date of the tests.)	***UNIT 1*** - Verification **Task 1*** estimated May 18,2013; Verification **Task 2*** estimated May 4, 2013; Verification **Task 3*** prior to May 19, 2013; ***UNIT 2*** TASK 1 ; TASK 2 ; TASK 3 ***UNIT 3*** TASK 1 ; TASK 2 ; TASK 3	Air Amendment #1 currently under review by CEC ; ATC Permit recvd from MDAQMD exp 10/31/13. **Unit 1** emissions test report submitted on 5/15/13. Stack Emissions re-test was completed on 9/12/13 **Unit 2** emissions test completed on 8/24//13. **Unit 3** emissions test completed on 9/10/13. Units 2 & 3 Force Majeure was submitted to MDAQMD and approved on 7/31/13	Air Amendment #1 filed with the CEC and MDAQMD on 3/08//2012. Unit 2 Stack Emissions Test Result submitted on 10/16/13.	13-Feb-2013	Requests for Addit Info recvd from CEC 5/15/12, 6/14/12 Data Resp sub 6/14/12, 7/11/12, DRAFT ATCs sub from MDAQMD 9/04/12,first fire of aux Boiler set for 11/19/12	Boiler 1 Anticipated Start-up Date/First Fire	19-Nov-2012	180	18-May-2013	TBU
									Boiler 2 Anticipated Start-up Date/First Fire	29-Jan-2013	180	28-Jul-2013	
									Boiler 3 Anticipated Start-up Date/First Fire	9-Apr-2013	180	6-Oct-2013	
Air Quality Boilers	AQ-06	**The owner/operator shall perform Annual Compliance Tests in accordance with the District Compliance Test Procedural Manual. Prior to performing these annual tests, the boiler shall be tuned in accord with the manufacturer's specified tune-up procedure, by a qualified technician. Subsequent tests shall demonstrate that this equipment does not exceed the following emission maximums:** **Pollutant ppmvd Lb/MMBtu Lb/hr** ***NOx 9.0 0.011 ~~2.5~~ *2.7* (per USEPA Methods 19 and 20)** **SO~~x~~*2* 1.7 0.003 ~~0.6~~ *0.7*** ***CO 25.0 0.018 ~~4.2~~ *4.6* (per USEPA Methods 10)** **VOC 12.6 0.0054 ~~1.2~~ *1.3* (per USEPA Methods 25A and 18)** **PM10 n/a 0.007 1.7 (per USEPA Method~~s~~ *201A* ~~5 & 202 or CARB Method 5~~)**	**The project owner shall notify the District and the CPM within 30 thirty fifteen (15) working days before the execution of the compliance test required in this condition. The test results shall be submitted to the District and to the CPM within 180 days after Initial Startup. (60 days of the date of the tests.)**	Annually - beginning in 2014 360 days after initial compliance test	Not Yet Started	NA		Operations Action Items- Annual Testing after commissioning	Boiler 1 Anticipated Start-up Date/First Fire	9/18/2012 Comp plan submitted; first fire took place 11/19/12	365	19-Jan-2014	RF'S
									Boiler 2 Anticipated Start-up Date/First Fire	27-May-2013	365	27-May-2014	

Technical Area	COC	Description	Verification	Scheduled Submittal Date	Status	Date Submitted	Date Approved	NOTES	*Milestone Description*	*MILESTONE DATES*	*REQUIRED TIMING (days)*	*SCHEDULED SUBMITTAL DATE*	STATUS
		~~or CFR60 Method 5~~ ***corrected to 3% oxygen, on a dry basis, averaged over one hour** **Opacity shall be conducted per Method 9; Flue gas flow rate shall be quantified in dscf per USEPA Methods 1 through 5.**							Boiler 3 Anticipated Start-up Date/First Fire	18-Sep-2013	365	18-Sep-2014	
Air Quality Auxilliary Boilers	AQ-07	**This boiler *(Boilers 1, 2, and 3)* shall be operated in compliance with all applicable requirements of 40 CFR 60 Subpart Db - Standards of Performance for Industrial-Commercial-Institutional Steam Generating Units (NSPS Db).**	**The project owner shall complete and submit to the CPM a COMPLIANCE PLAN that provides a list of the 40 CFR 60 Subpart Db plans, tests, and recordkeeping requirements and their compliance schedule dates as applicable for the ISEGS Boilers 1, 2 and 3 at least 30 days prior to first fire of the boilers or earlier as necessary for compliance with Subpart Db. (Submit to MDAQMD within 360 days of the initial startup (40 CFR 60.49 b (c)**	2012	Air Amendment #1 currently under review by CEC ; ATC Permit recvd from MDAQMD exp 10/31/13; PLAN submitted 8/18/12	22-Aug-2012	13-Feb-2013	Plan submitted for Unit 1 8-22-12, First Fire Unit 1 took place 11/18/12;	Boiler 1 Anticipated Start-up Date/First Fire	18-Oct-2012	31	18-Nov-2012	RFS
									Boiler 2 Anticipated Start-up Date/First Fire	27-May-2013	30	27-Apr-2013	
									Boiler 3 Anticipated Start-up Date/First Fire	18-Sep-2013	30	19-Aug-2013	
Air Quality Auxilliary Boilers	AQ-08	**Records of fuel supplier certifications of fuel sulfur content shall be maintained to demonstrate compliance with the sulfur dioxide and particulate matter emission limits.**	**Complying with Condition of Certification AQ-3 shall be used to demonstrate compliance with this condition.**	N/A	N/A		2/13/2013	Air Amendment #1 currently under review by CEC ; ATC Permit recvd from MDAQMD exp 10/31/13					RFS
Air Quality Boilers	AQ-09	**The owner/operator shall continuously monitor and record fuel flow rate and flue gas oxygen level.**	**At least 120 days prior to construction of the boiler stacks, the project owner shall provide the District for approval, and the CPM for review, a detailed drawing and a plan on how the measurements and recordings, required by this condition, will be performed by the chosen monitoring system**	28-Aug-2011	Submitted	28-Aug-2011	13-Feb-2013	Air Amendment #1 currently under review by CEC ; ATC Permit recvd from MDAQMD exp 10/31/13	Boiler 1 Stack Construction Date	7-May-2012	120	4-Sep-2012	NSR
									Boiler 2 Stack Construction Date	20-May-2012	120	17-Sep-2012	
									Boiler 3 Stack Construction Date	20-Jul-2012	120	17-Nov-2012	
Air Quality Auxilliary Boilers	AQ-10	**In lieu of installing CEMs to monitor NOx emissions, and pursuant to 40 CFR 60 Subpart Db, Section 60.49b(c), the owner/operator shall monitor boiler operating conditions and estimate NOx emission rates per a District approved emissions estimation plan. The plan shall be based on the initial source tests as required by condition AQ-5, and annually pursuant to condition AQ-6. The plan shall include test results, operating parameters, analysis, conclusions and proposed NOx estimating relationship consistent with established emission chemistry and operational effects.**	**This initial plan shall be submitted to the District for approval, and the CPM for review, within 360 days of the initial startup. Any proposed changes to a District-approved plan shall include subsequent test results, operating parameters, analysis, and any other pertinent information to support the proposed changes. The District must approve any emissions estimation plan or revision for estimated NOx emissions to be considered valid.**	Before August 2013	Not yet started		13-Feb-2013	Air Amendment #1 currently under review by CEC ; ATC Permit recvd from MDAQMD exp 10/31/13	Boiler 1 Anticipated Start-up Date/First Fire	29-Jan-2013	360	24-Jan-2014	RFS
									Boiler 2 Anticipated Start-up Date/First Fire	27-May-2013	360	22-May-2014	
									Boiler 3 Anticipated Start-up Date/First Fire	18-Sep-2013	360	13-Sep-2014	
Air Quality Auxilliary Boilers	AQ-11	**The owner/operator shall comply with all applicable recordkeeping and reporting requirements of NSPS Db.**	**During site inspection, the project owner shall make all records and reports available to the District, ARB, U.S. EPA or CEC staff.**	N/A	N/A		2/13/2013	Ongoing					
Air Quality Auxilliary Boilers	AQ-12	~~**This boiler shall not burn more than 0.9 MMSCF of natural gas in any single day, and no more than**~~ ***The combined fuel use from the auxiliary boilers and nighttime preservation boilers shall not exceed*** **328 MMSCF** ***of natural gas*** **in any calendar year*****; combined fuel use is the sum total of natural gas combusted from Boilers with MDAQMD permit numbers; B010375, and B011544 (Ivanpah 1); B010376 and B011572 (Ivanpah 2); B010377 and B011573 (Ivanpah 3).*** ~~**a. These limits shall not apply during the facility commissioning period. The commissioning period shall begin the first time fuel is fired in the boiler. The commissioning period shall end when the facility achieves commercial operation, but no later than 180 days after first fire.**~~	**During site inspection, the project owner shall make all records and reports available to the District, ARB, U.S. EPA or CEC staff.**	NA	Air Amendment #1 currently under review by CEC ; ATC Permit recvd from MDAQMD exp 10/31/13. Fuel Consumption monitorin on-going.	8-Mar-2012	2/13/2013	Requests for Additional Information recvd from					

Technical Area	COC	Description	Verification	Scheduled Submittal Date	Status	Date Submitted	Date Approved	NOTES	*Milestone Description*	*MILESTONE DATES*	*REQUIRED TIMING (days)*	*SCHEDULED SUBMITTAL DATE*	STATUS
Air Quality Fire Pumps	AQ-13	This ~~system~~ *engine, certified in accordance with 40 Code of Federal Regulations (CFR) part 89, and after treatment control device (if any)* shall be installed, operated and maintained ~~in strict accord with those recommendations of the manufacturer/supplier and/or sound engineering principles which produce the minimum emissions of contaminants~~ *according to the manufaturer's emission-related written instructions. Further, the owner/operator shall change only those emission-related settings that are permitted by 40 CFR 60 Subparts 60.4205 and 60.4211.* Unless otherwise noted, this equipment shall also be operated in accordance with all data and specifications submitted with the application for this permit. ~~*(Note reference to Model 2010 Tier III engine)*~~	During site inspection, the project owner shall make all records and reports available to the District, ARB, EPA or CEC staff.	N/A	N/A		2/13/2013	recvd from CEC 5/15/12, 6/14/12 Data Responses submitted 6/14/12, 7/11/12,FINAL ATC received from MDAQMD 12/12					
~~Air Quality Fire Pumps~~	~~AQ-14~~	~~These engines may operate in response to notification of impending rotating outage if the area utility has ordered rotating outages in the area where the engines are located or expects to order such outages at a particular time, the engines are located in the area subject to the rotating outage, the engines are operated no more than 30 minutes prior to the forecasted outage, and the engines are shut down immediately after the utility advises that the outage is no longer imminent or in effect.~~	~~During site inspection, the project owner shall make all records and reports available to the District, ARB, U.S. EPA or CEC staff~~	N/A	N/A		2/13/2013						
~~Air Quality Fire Pumps~~	~~AQ-15~~	~~These engines may operate in response to fire suppression requirements and needs.~~	~~During site inspection, the project owner shall make all records and reports available to the District, ARB, U.S. EPA or CEC staff.~~	N/A	N/A		2/13/2013						
Air Quality Fire Pumps	~~AQ-16~~ *AQ-14*	~~These~~ *This* units shall only be fired on ultra-low sulfur diesel fuel, whose sulfur concentration is less than or equal to 0.0015% (15ppm) on a weight per weight basis per ~~CARB~~ Diesel or equivalent requirements. *[17 California Code of Regulations (CCR) 93115; 60.4207(b)]*	During site inspection, the project owner shall make all records and reports available to the District, ARB, U.S. EPA or CEC staff.	N/A	N/A		2/13/2013						
Air Quality Fire Pumps	~~AQ-17~~ *AQ-15*	A non-resettable *meter with a minimum display of* ~~four-digit (9,999)~~ hours ~~timer~~ shall be installed and maintained on ~~these~~ units to indicate elapsed engine operating time. *[Title 17 CCR §93115.10(e)(1)].* *District and State Only*	At least thirty (30) days prior to the installation of the engine, the project owner shall provide the District and the CPM the specification of the hour timer.	15-Jun-2011	Submitted	6-Jun-2011	13-Feb-2013	Air Amendment #1 currently under review by CEC ; ATC Permit recvd from MDAQMD exp 10/31/13	Fire Pump 1 Installation Date	26-Sep-2011	30	26-Oct-2011	NSR
									Fire Pump 2 Installation Date	3-Apr-2012	30	3-May-2012	
									Fire Pump 3 Installation Date	20-Jun-2012	30	20-Jul-2012	
Air Quality Fire Pumps	~~AQ-18~~ *AQ-16*	~~These~~ *This* units shall be limited to use for emergency power, defined as in response to a fire or when commercially available power has been interrupted. In addition, this unit shall be operated no more than *0.5 hours per day for a total of* 50 hours per year for testing and maintenance, ~~, excluding compliance source testing. Time required for source testing will not be counted toward the~~ *The* 50 hour ~~per year~~ limit~~.~~ *can be exceeded when the emergency fire pump assembly is driven directly by a stationary diesel dueled CI engine when operated per and in accord with the National Fire protection Association (NFPA) 25 - "Standard for the Insopection, Testing, and Maintenance of Water-Based Fire Protection Systems," 1998 edition. This requirement includes usage during emergencies.[[District Rule 1302(C)(2)(a) and Rule 1304(D)(1)(a)] and 17CCR93115.3(n)] [Hours allowed by federal regulation 40 CFR 60.42(f) streamlined out as these permit requirements are more stringent than the federal regulatory requirements.]*	During site inspection, the project owner shall make all records and reports available to the District, ARB, U.S. EPA or CEC staff.	N/A	N/A		2/13/2013	Air Amendment #1 currently under review by CEC ; ATC Permit recvd from MDAQMD exp 10/31/13					
Air Quality Fire Pumps	~~AQ-19~~	~~The hour limit of AQ-18 can be exceeded when the emergency fire pump assemblies are driven directly by a stationary diesel fueled CI engine when operated per and in accord with the National Fire Protection Association (NFPA) 25 - "Standard for the Inspection, Testing, and Maintenance of Water- Based Fire Protection Systems," 2006 edition or the most current edition approved by the CARB Executive Officer. {Title 17 CCR 93115(c)16}~~	~~During site inspection, the project owner shall make all records and reports available to the District, ARB, U.S. EPA or CEC staff.~~	N/A	N/A		2/13/2013	Air Amendment #1 currently under review by CEC ; ATC Permit recvd from MDAQMD exp 10/31/13					
Air Quality Fire Pumps	~~AQ-20~~ *AQ-17*	The owner/operator shall maintain a*n* operations log for ~~these~~ *this* units current and on-site~~.~~ *(* either at the engine location or at a on-site location*)*~~,~~ for a minimum of ~~two (2)~~ *five (5)* years~~, and for another year where it can be made available to the District staff within 5 working days from the District's request,~~ and this log shall be provided to District, State and Federal personnel upon request. The log shall include, at a minimum, the information specified below: a. Date of each use and duration of each use (in hours); b. Reason for use (testing & maintenance, emergency, required emission testing*, etc.*); c. *Monthly and* ~~C~~*c*alendar year operation in terms of fuel consumption (in gallons) and total hours *[17 CCR 93115]* ; and, d. Fuel sulfur concentration (the owner/operator may use the supplier's certification of sulfur content if it is maintained as part of this log~~).~~ *[17 CCR 93115]* ~~e. Documentation of maintenance as per manufacturer's recommendations and good maintenance practices.~~	During site inspection, the project owner shall make all records and reports available to the District, ARB, U.S. EPA or CEC staff.	N/A	N/A								RC
Air Quality Fire Pumps	*AQ-18*	*These engines may operate in response to fire suppression requirements and needs. [Rule 204].*	*During site inspection, the project owner shall make all records and reports available to the District, ARB, U.S. EPA or CEC staff.*										

Technical Area	COC	Description	Verification	Scheduled Submittal Date	Status	Date Submitted	Date Approved	NOTES	*Milestone Description*	*MILESTONE DATES*	*REQUIRED TIMING (days)*	*SCHEDULED SUBMITTAL DATE*	STATUS
Air Quality Fire Pumps	AQ-21 *AQ-19*	~~These fire protection~~ *This* units ~~are~~ *is* subject to the requirements of the Airborne Toxic Control Measure (ATCM) for Stationary Compression Ignition Engines ~~(Title~~ 17 CCR ~~§~~ 93115) *and 40 Code of Federal Regulations (CFR) Part 60, Subpart III (NSPS)*. In the event of conflict between these conditions and the ATCM *or NSPS*, the more stringent requirements shall govern.	~~Not necessary.~~ *The project owner shall submit to the District and the CPM the engine specifications at least 30 days.*	N/A	N/A		2/13/2013						
~~Air Quality Fire Pumps~~	~~AQ-22~~	~~This unit (emergency fire pumps) is subject to the requirements of the Federal New Source Performance Standards (NSPS) for Stationary Compression Ignition Internal Combustion Engines (40 CFR Part 60 Subpart IIII).~~	~~The project owner shall submit to the District and the CPM the engine specifications at least 30 days prior to purchasing the engines for review and approval demonstrating that the engines meet NSPS emission limit requirements at the time of engine purchase.~~	2011	Submitted	6-Jun-2011	13-Feb-2013		Fire Pump 1 Purchase Date	3-Dec-2010	30	3-Nov-2010	NSR
									Fire Pump 2 Purchase Date	3-Dec-2010	30	3-Nov-2010	
									Fire Pump 3 Purchase Date	3-Dec-2010	30	3-Nov-2010	
Air Quality Emergency Generators	~~AQ-23~~ *AQ-20*	~~Engine may operate in response to notification of impending rotating outage if the area utility has ordered rotating outages in the area where the engine is located or expects to order such outages at a particular time, the engine is located in the area subject to the rotating outage, the engine is operated no more than 30 minutes prior to the forecasted outage, and the engine is shut down immediately after the utility advises that the outage is no longer imminent or in effect.~~ ~~*(Refers to three (3) Model Year 2010, Tier II engines)*~~ *This engine, certified in accordance with 40 CFR Part 89, anf after treatment control device (if any) shall be installed, operated and maintained according to the manufacturer's emission-related written instructions. Further, the owner/operator shall change only those emission-related settings that are permitted by the manufacturer. Unless otherwise noted, this equipment shall also be operated in accordance with all data and specifications submitted with the application for this permit. [40 CFR Part 60 Subparts 60.4205, and 60.4211]*	During site inspection, the project owner shall make all records and reports available to the District, ARB, U.S. EPA or CEC staff.		Air Amendment #1 currently under review by CEC ; ATC Permit recvd from MDAQMD exp 10/31/13	Air Amendment #1 filed with the CEC and MDAQMD on 3/08/2012	2/13/2013	Requests for Additional Information recvd from CEC 5/15/12, 6/14/12 Data Responses submitted 6/14/12, 7/11/12, DRAFT ATCs submitted from MDAQMD 9/04/12					
Air Quality Emergency Generators	~~AQ-24~~ *AQ-21*	This unit shall only be fired on ultra-low sulfur diesel fuel, whose sulfur concentration is less than or equal to 0.0015% (15ppm) on a weight per weight basis per CARB Diesel or equivalent requirements. *[17 CCR 93115; 60.4207(b)]*	During site inspection, the project owner shall make all records and reports available to the District, ARB, U.S. EPA or CEC staff.	N/A	N/A		2/13/2013						
~~Air Quality Emergency Generators~~	~~AQ-25~~	~~This equipment shall be installed, operated and maintained in strict accord with those recommendations of the manufacturer/supplier and/or sound engineering principles which produce the minimum emissions of contaminants. Unless otherwise noted, this equipment shall also be operated in accordance with all data and specifications submitted with the application for this permit.~~	~~During site inspection, the project owner shall make all records and reports available to the District, ARB, U.S. EPA or CEC staff.~~	N/A	N/A		2/13/2013						
Air Quality Emergency Generators	~~AQ-26~~ *AQ-22*	A non-resettable *hour meter with a minimum display of* ~~four-digit (9,999)~~ hour*s* ~~timer~~ shall be installed and maintained on this unit to indicate elapsed engine operating time. *[Title 17 CCR §93115.10(e)(1)]. District and State Only*	At least thirty (30) days prior to the installation of the engine, the project owner shall provide the District and the CPM the specification of the hour timer.	30-Sep-2011	Submitted	26-Sep-2011	13-Feb-2013		Generator 1 Installation Date	2-Apr-2012	30	2-May-2012	NSR
									Generator 2 Installation Date	27-May-2012	30	26-Jun-2012	
									Generator 3 Installation Date	26-Jun-2012	30	26-Jul-2012	
Air Quality Emergency Generators	*AQ-23*	*This unit shall not be used to provide power during a voluntary power outage and/or power reduction initiated under an Interruptible Service Contract IISC), Demand Response Program (DRP), Load Reduction Program (LRP) and/or similar arrangement(s) with the electrical power supplier. [17 CCR 93115] [40 CFR 60 Subpart IIII allowance for DRP streamlined out.]*	*During site inspection, the project owner shall make all records and reports available to the District, ARB, U.S. EPA or CEC staff.*				2/13/2013						
Air Quality Emergency Generators	~~AQ-27~~ *AQ-24*	This unit shall be limited to use for emergency power, defined as in response to a fire or when commercially available power has been interrupted. In addition, this unit shall be operated no more than *0.5 hours per day of* 50 hours per year~~, and no more than 0.5 hours per day~~ for testing and maintenance~~, excluding compliance source testing. Time required for source testing will not be counted toward the 50 hour per year limit.~~ *[NSR and 17 CCR 93115] [Hours allowed by 60.42 (f) stremlined out.]*	During site inspection, the project owner shall make all records and reports available to the District, ARB, U.S. EPA or CEC staff.	N/A	N/A		2/13/2013						
Air Quality Emergency Generators	~~AQ-28~~ *AQ-25*	The owner/operator shall maintain an operations log for this unit current and on-site (or at a central location) for a minimum of five (5) years, and this log shall be provided to District, State and Federal personnel upon request. The log shall include, at a minimum, the information specified below: a. Date of each use and duration of each use (in hours); b. Reason for use (testing & maintenance, emergency, required emission testing*, etc.*); c. *Monthly and* ~~C~~*c*alendar year operation in terms of fuel consumption (in gallons) and total hours *[17 CCR 93115]*; *and,* ~~d.~~ Fuel sulfur concentration (the owner/operator may use the supplier's certification of sulfur content if it is maintained as part of this log) *[17 CCR 93115]* ~~and,~~ ~~e. Documentation of maintenance as per manufacturer's recommendations and good maintenance practices.~~	During site inspection, the project owner shall make all records and reports available to the District, ARB, U.S. EPA or CEC staff.	N/A	N/A		2/13/2013						RC

Technical Area	COC	Description	Verification	Scheduled Submittal Date	Status	Date Submitted	Date Approved	NOTES	*Milestone Description*	*MILESTONE DATES*	*REQUIRED TIMING (days)*	*SCHEDULED SUBMITTAL DATE*	STATUS
Air Quality Emergency Generators	~~AQ-29~~ *AQ-26*	This ~~genset~~ *unit* is subject to the requirements of the Airborne Toxic Control Measure (ATCM) for Stationary Compression Ignition Engines (Title 17 CCR §93115) *and 40 CFR 60 Part 60, Subpart III (NSPS)* . In the event of conflict between these conditions and the ATCM *or NSPS* , the more stringent requirements shall govern.	~~Not necessary.~~ *The project owner shall submit to the District and the CPM the engine specifications at least 30 days prior to purchasing the engines for review and approval demonstrating that the engines meet the ATCM and NSPS emission limit requirements at the time of engine purchase.*	N/A	N/A		2/13/2013						
~~Air Quality Emergency Generators~~	~~AQ-30~~	~~This unit shall not be used to provide power during a voluntary agreed to power outage and/or power reduction initiated under an Interruptible Service Contract (ISC); Demand Response Program (DRP); Load Reduction Program (LRP) and/or similar arrangement(s) with the electrical power supplier.~~	~~During site inspection, the project owner shall make all records and reports available to the District, ARB, U.S. EPA or CEC staff.~~	N/A	N/A		2/13/2013						
~~Air Quality Emergency Generators~~	~~AQ-31~~	~~This unit (emergency generator) is subject to the requirements of the Federal New Source Performance Standards (NSPS) for Stationary Compression Ignition Internal Combustion Engines (40 CFR Part 60 Subpart IIII).~~	~~The project owner shall submit to the District and the CPM the engine specifications at least 30 days prior to purchasing the engines for review and approval demonstrating that the engines meet NSPS emission limit requirements at the time of engine purchase.~~	2011	Submitted	6-Jun-2011			Generator 1 Purchase Date	30-Aug-2010	30	29-Sep-2010	NSR
									Generator 2 Purchase Date	30-Aug-2010	30	29-Sep-2010	
									Generator 3 Purchase Date	30-Aug-2010	30	29-Sep-2010	

Technical Area	COC	Description	Verification	Scheduled Submittal Date	Status	Date Submitted	Date Approved	NOTES	Milestone Description	MILESTONE DATES	REQUIRED TIMING (days)	SCHEDULED SUBMITTAL DATE	STATUS
CONDITIONS APPLICABLE TO IVANPAH 1,2, & 3 (Three -3) NIGHTTIME PRESERVATION BOILERS. MDAQMD APPLICATION NUMBERS/PERMIT NUMBERS; MD100000063 (B011544). MD100000064 (8011572) & MD100000065 (8011573)													
Air Quality - Nighttime Preservation Boilers	AQ-27	Operation of this equipment must be conducted in compliance with all data and specifications submitted with the application under which this permit is issued unless otherwise noted below.	Any non-compliant operations shall be listed in the Annual Compliance report (COMPLIANCE-7).				2/13/2013						
Air Quality - Nighttime Preservation Boilers	AQ-28	The owner/operator shall operate this equipment in strict accord with the recommendations of the manufacturer or supplier and/or sound engineering principles and consistent with all information submitted with the application for this permit, which produce the minimum emission of air contaminants.	As part of the Annual Compliance Report (COMPLIANCE-7), the project owner shall include information on the date, time, and duration of any violation of this permit condition.				2/13/2013						
Air Quality - Nighttime Preservation Boilers	AQ-29	This boiler shall use only natural gas as fuel and shall be equipped with a meter measuring fuel consumption in standard cubic feet.	As part of the Annual Compliance Report (COMPLIANCE-7), the project owner shall include proof that only pipeline quality, or Public Utility Commission regulated natural gas is used in these boilers.				2/13/2013						
Air Quality - Nighttime Preservation Boilers	AQ-30	The owner/operator shall maintain a current, on-site (at a central location if necessary) log for this equipment for five (5) years, which shall be provided to District, state, or federal personnel upon request. This log shall include calendar year fuel use for this equipment in standard cubic feet, or BTUs, and daily hours of operation.	During site inspection, the project owner shall make all records and reports available to the District, ARB, U.S. EPA or Energy Commission staff.				2/13/2013						
Air Quality - Nighttime Preservation Boilers	AQ-31	The owner/operator shall perform annual tune-ups in accordance with the unit manufacturer's specified tune-up procedure, by a qualified technician.	During site inspection, the project owner shall make all records arid reports available to the District, ARB, U.S. EPA or Energy Commission staff.				2/13/2013						
Air Quality - Nighttime Preservation Boilers	AQ-32	Records of fuel supplier certifications of fuel sulfur content shall be maintained to demonstrate compliance with the sulfur dioxide and particulate matter emission limits.	Condition of Certification AQ-29 shall be used to demonstrate compliance with this condition.				2/13/2013						
Air Quality - Nighttime Preservation Boilers	AQ-33	The owner/operator shall continuously monitor and record fuel 'flow rate.	At least 120 days prior to construction of the boiler stacks, the project owner shall provide the District for approval, and the CPM for review, a . detailed drawing and a plan on how the measurements and recordings, required by this condition, will be performed by the chosen monitoring system.				2/13/2013						
Air Quality - Nighttime Preservation Boilers	AQ-34	The combined fuel use from the auxiliary boiler and the nighttime preservation boiler shall not exceed 328 MMSCF of natural gas in any calendar year; combined fuel use is the sum total of natural gas combusted from Boilers with MDAQMD permit numbers: B010375 and B011544 (Ivanpah 1); B010376 and B011572 (Ivanpah 2); B01 0377, and B011573 (Ivanpah 3).	During site inspection, the project owner shall make all records and reports available to the District. ARB, U.S. EPA or CEC staff.				2/13/2013						
CONDITIONS APPLICABLE TO COMMON AREA EMERGENCY GENERATOR, MDAQMD APPLICATION NUMBERS/PERMIT NUMBERS MD100000061 (E011546)													
Air Quality - Common Area Emergency Generator	AQ-35	This engine, certified in accordance with 40 CFR Part 89, and after treatment control device (if any) shall be installed, operated and maintained according to the manufacturer's emission-related written instructions. Further, the owner/operator shall change only those emission-related settings that are permitted by the manufacturer. Unless otherwise noted, this equipment shall also be operated in accordance with all data and specifications submitted with the application for this permit. [40 CFR Part 60 Subparts 60.4205, and 60.42111	During site inspection, the project owner shall make all records and reports available to the District, ARB, U.S. EPA or CEC staff.				2/13/2013						
Air Quality - Common Area Emergency Generator	AQ-36	This unit shall only be fired on ultra-low sulfur diesel fuel, whose sulfur concentration is less than or equal to 0.0015% (15 ppm) on a weight per weight basis per CARB Diesel or equivalent requirements. [17 CCR 93115;.60.4207(b)]	During site inspection, the project owner shall make all records and reports available to the District, ARB, U.S. EPA or CEC staff..				2/13/2013						
Air Quality - Common Area Emergency Generator	AQ-37	A non-resettable hour meter with a minimum display capability of 9,999 hours shall be installed and maintained on this unit to indicate elapsed engine operating time. [Title 17 CCR 693115.1 0(e)(1)1. District and State Only	At least thirty (30) days prior to the installation of each engine, the project owner shall provide the District and the CPM the specification of the hour timer.		CLA EDG hour specifications submitted on 3/21/13	3/21/2013							

Technical Area	COC	Description	Verification	Scheduled Submittal Date	Status	Date Submitted	Date Approved	NOTES	Milestone Description	MILESTONE DATES	REQUIRED TIMING (days)	SCHEDULED SUBMITTAL DATE	STATUS
Air Quality - Common Area Emergency Generator	AQ-38	This unit shall not be used to provide power during a voluntary power outage and/or power reduction initiated under an Interruptible Service Contract (ISC), Demand Response Program (ORP), Load Reduction Program (LRP) and/or similar arrangement(s) with the electrical power supplier. [17 CCR 93115] [40 CFR 60 Subpart IIII allowance for DRP streamlined out.]	During site inspection, the project owner shall make all records and reports available to the District, ARB, U.S. EPA or CEC staff.				2/13/2013						
Air Quality - Common Area Emergency Generator	AQ-39	This unit shall be limited to use for emergency power, defined as in response to a fire or when commercially available power has been interrupted. In addition, this unit shall be operated no more than 0.5 hrs per day for a total of 50 hours per year for testing and maintenance. [NSR and 17 CCR 93115] [Hours allowed by 60.42(f) streamlined out.]	During site inspection, the project owner shall make all records and reports available to the District, ARB, U.S. EPA or CEC staff.				2/13/2013						
Air Quality - Common Area Emergency Generator	AQ-40	The owner/operator shall maintain an operations log for this unit current and on-site (or at a central location) for a minimum of five (5) years, and this log shall be provided to District, State and Federal personnel upon request. The log shall include, at a minimum, the information specified below: a. Date of each use and duration of each use (in hours); b. Reason for use (testing & maintenance, emergency, required emission testing, etc.); c. Monthly and calendar year operation in terms of fuel consumption (in gallons) and total hours [17 CCR 93115]; and, d. Fuel sulfur concentration (the o/o may use the supplier's certification of sulfur content if it is maintained as part of this log.) [17 CCR 93115]	During site inspection, the project owner shall make all records and reports available to the District, ARB, U.S. EPA or CEC staff.				2/13/2013						
Air Quality - Common Area Emergency Generator	AQ-41	This unit is subject to the requirements of the Airborne Toxic Control Measure (ATCM) for Stationary Compression Ignition Engines (17 CCR §93115) and 40 CFR Part 60, SUbpart 1111 (NSPS). In the event of conflict between these conditions and the ATCM or NSPS, the more stringent requirements shall govern.	The project owner shall submit to the District and the CPM the engine specifications at least 30 days prior to purchasing the engines for review and approval demonstrating that the engines meet the ATCM and NSPS emission limit requirements at the time of engine purchase.		CLA EDG Engine specifications submitted on 3/21/13								
CONDITIONS APPLICABLE TO THE COMMON AREA EMERGENCY FIRE PUMP, MDAQMD APPLICATION NUMBERS/PERMIT NUMBERS; MD100000062 (E011547)													
Air Quality - Common Area Emergency Fire Pump	AQ-42	This engine, certified in accordance with 40 CFR Part 89, and after treatment control device (if any) shall be installed, operated and maintained according to the manufacturer's emission-related written instructions. Further, the owner/operator shall change only those emission-related settings that are permitted by the manufacturer. Unless otherwise noted, this equipment shall also be operated in accordance with all data and specifications submitted with the application for this permit. [40 CFR Part 60 Subparts 60.4205 and 60.4211]	During site inspection, the project owner shall make all records and reports available to the District, ARB, U.S. EPA or CEC staff.				2/13/2013						
Air Quality - Common Area Emergency Fire Pump	AQ-43	This unit shall only be fired on ultra-low sulfur diesel fuel, whose sulfur concentration is less than or equal to 0.0015% (15ppm) on a weight per weight basis per CARB Diesel or equivalent requirements. [17 CCR 93115; 60.4207(b)]	During site inspection, the project owner shall make all records and reports available to the District, ARB, U.S. EPA or CEC staff.				2/13/2013						
Air Quality - Common Area Emergency Fire Pump	AQ-44	A non-resettable hour meter with a minimum display capability of 9,999 hours shall be installed and maintained on this unit to indicate elapsed engine operating time. [Title 17 CCR §93115.10(e)(1)]. District and State Only	At least thirty (30) days prior to the installation of the engine, the project owner shall provide the District and the CPM the specification of the hour timer.										
Air Quality - Common Area Emergency Fire Pump	AQ-45	This unit shall be limited to use for emergency power, defined as in response to a fire or when commercially available power has been interrupted. In addition, this unit shall be operated no more than 0.5 hrs per day for a total of 50 hours per year for testing and maintenance. The 50 hour limit can be exceeded when the emergency fire pump assembly is driven directly by a stationary diesel fueled CI engine operated per and in accord with the National Fire Protection Association (NFPA) 25 "Standard for the Inspection, Testing, and Maintenance of Water-Based Fire Protection Systems," 1998 edition. This requirement includes usage during emergencies. [[District Rule 1302(C)(2)(a) and Rule 1304 (D)(1)(a)] and 17 CCR 93115.3(n)] [Hours allowed by federal regulation 40 CFR 60.42(f) streamlined out as these permit requirements are more stringent than the federal regulatory requirements.]	During site inspection, the project owner shall make all records and reports available to the District, ARB, U.S. EPA or CEC staff.				2/13/2013						

Technical Area	COC	Description	Verification	Scheduled Submittal Date	Status	Date Submitted	Date Approved	NOTES	*Milestone Description*	*MILESTONE DATES*	*REQUIRED TIMING (days)*	*SCHEDULED SUBMITTAL DATE*	STATUS
Air Quality - Common Area Emergency Fire Pump	*AQ-46*	*The owner/operator shall maintain an operations log for this unit current and on-site (or at a central location) for a minimum of five (5) years, and this log shall be provided to District, State and Federal personnel upon request. .* *The log shall include, at a minimum, the information specified below:* *a. Date of each use and duration of each use (in hours);* *b. Reason for use (testing & maintenance, emergency, required emission testing, etc.);* *c. Monthly and calendar year operation in terms of fuel consumption (in gallons) and total hours [17 CCR93115]; and,* *d. Fuel sulfur concentration (the % may use the supplier's certification of sulfur content if it is maintained as part of this log.) [17 CCR 93115].*	*During site inspection, the project owner shall make all records and reports available to the District, ARB, U.S. EPA or CEC staff.*				2/13/2013						
Air Quality - Common Area Emergency Fire Pump	*AQ-47*	*These engines may operate in response to fire suppression requirem·ents and needs. [Rule 204].*	*During site inspection, the project owner shall make all records and reports available to the District, ARB, U.S. EPA or CEC staff.*				2/13/2013						
Air Quality - Common Area Emergency Fire Pump	*AQ-48*	*This unit is subject to the requirements of the Airborne Toxic Control Measure (ATCM) for Stationary Compression Ignition Engines (17 CCR §93115) and 40 CFR Part 60, SUbpart IIII, (NSPS). In the event of conflict between these conditions and the ATCM or NSPS, the more stringent requirements shall govern.*	*The project owner shall submit to the District and the CPM the engine specifications at least 30 days prior to purchasing the engines for review and approval demonstrating that the engines meet the ATCM and NSPS emission limit requirements at the time of engine purchase.*				2/13/2013						
Air Quality General	AQSC-01	**Air Quality Construction Mitigation Manager (AQCMM): The project owner shall designate and retain an on-site AQCMM who shall be responsible for directing and documenting compliance with Conditions of Certification AQSC3, AQ-SC4 and AQ-SC5 for the entire project site and linear facility construction. The on-site AQCMM may delegate responsibilities to one or more AQCMM Delegates. The AQCMM and AQCMM Delegates shall have full access to all areas of construction on the project site and linear facilities, and shall have the authority to stop any or all construction activities as warranted by applicable construction mitigation conditions. The AQCMM and AQCMM Delegates may have other responsibilities in addition to those described in this condition. The AQCMM shall not be terminated without written consent of the Compliance Project Manager (CPM).**	**At least 60 days prior to the start of ground disturbance, the project owner shall submit to the BLM's Authorized Officer and CPM for approval, the name, resume, qualifications, and contact information for the on-site AQCMM and all AQCMM Delegates.**	12-Jul-2010	Approved	7/16/2010;	7-Oct-2010						COMP
Air Quality General	AQSC-02	**Air Quality Construction Mitigation Plan (AQCMP): The project owner shall provide an AQCMP, for approval, which details the steps that will be taken and the reporting requirements necessary to ensure compliance with Conditions of Certification AQ-SC3, AQ-SC4, and AQ-SC5.**	**At least 60 days prior to the start of any ground disturbance, the project owner shall submit the AQCMP to the BLM's Authorized Officer and CPM for approval. The AQCMP shall include effectiveness and environmental data for the proposed soil stabilizer. The BLM's Authorized Officer or CPM will notify the project owner of any necessary modifications to the plan within 30 days from the date of receipt.**	21-Jun-2010	Approved	7/9/2010; 12/20/2010 (Amend. 1); 3/11/2011 to CEC(rev 1); 3/14/12 rev 1 to BLM	7-Oct-2010						COMP
Air Quality General	AQSC-03	**Construction Fugitive Dust Control: The AQCMM shall submit documentation to the BLM's Authorized Officer and CPM in each Monthly Compliance Report that demonstrates compliance with the Air Quality Construction Mitigation Plan (AQCMP)-mitigation measures for the purposes of preventing all fugitive dust plumes from leaving the project. Any deviation from the AQCMP mitigation measures shall require prior BLM Authorized Officer and CPM notification and approval.**	**The AQCMM shall provide the BLM's Authorized Officer and the CPM a Monthly Compliance Report (COMPLIANCE-6) to include the following to demonstrate control of fugitive dust emissions:** **A. a summary of all actions taken to maintain compliance with this condition;** **B. copies of any complaints filed with the District in relation to project construction; and** **C. any other documentation deemed necessary by the BLM Authorized Officer, CPM, and AQCMM to verify compliance with this condition. Such information may be provided via electronic format or disk at the project owner's discretion.**	Monthly	ONGOING: Reported MONTHLY	21-Dec-2010	N/A	for verification of language in AQSC-3					

Technical Area	COC	Description	Verification	Scheduled Submittal Date	Status	Date Submitted	Date Approved	NOTES	*Milestone Description*	*MILESTONE DATES*	*REQUIRED TIMING (days)*	*SCHEDULED SUBMITTAL DATE*	STATUS
Air Quality General	AQSC-03 (continued)	**Construction Fugitive Dust Control: The AQCMM shall submit documentation to the BLM's Authorized Officer and CPM in each Monthly Compliance Report that demonstrates compliance with the Air Quality Construction Mitigation Plan (AQCMP)-mitigation measures for the purposes of preventing all fugitive dust plumes from leaving the project. Any deviation from the AQCMP mitigation measures shall require prior BLM Authorized Officer and CPM notification and approval.**	**The following fugitive dust mitigation measures shall be included in the Air Quality Construction Mitigation Plan (AQCMP) required by AQ-SC2. a) The main access roads through the facility to the power block areas will be either paved or stabilized using soil binders, or equivalent methods, to provide a stabilized surface that is similar for the purposes of dust control to paving, that may or may not include a crushed rock (gravel or similar material with fines removed) top layer, prior to initiating construction in the main power block area, and delivery areas for operations materials (chemicals, replacement parts, etc.) will be paved prior to taking initial deliveries.**	Monthly	ONGOING: Reported MONTHLY	21-Dec-2010	N/A	for verification of language in AQSC-3					RC
Air Quality General	AQSC-03 (continued-1)	**Construction Fugitive Dust Control: The AQCMM shall submit documentation to the BLM's Authorized Officer and CPM in each Monthly Compliance Report that demonstrates compliance with the Air Quality Construction Mitigation Plan (AQCMP)-mitigation measures for the purposes of preventing all fugitive dust plumes from leaving the project. Any deviation from the AQCMP mitigation measures shall require prior BLM Authorized Officer and CPM notification and approval.**	**b) All unpaved construction roads and unpaved operational site roads, as they are being constructed, shall be stabilized with a non-toxic soil stabilizer or soil weighting agent that can be determined to be both as efficient or more efficient for fugitive dust control as ARB approved soil stabilizers, and shall not increase any other environmental impacts including loss of vegetation. All other disturbed areas in the project and linear construction sites shall be watered as frequently as necessary during grading; and after active construction activities shall be stabilized with a non-toxic soil stabilizer or soil weighting agent, or alternative approved soil stabilizing methods, in order to comply with the dust mitigation objectives of Condition of Certification AQ-SC4. The frequency of watering can be reduced or eliminated during periods of precipitation.**	Monthly	ONGOING: Reported MONTHLY	21-Dec-2010	N/A	for verification of language in AQSC-3					
Air Quality General	AQSC-03 (continued-2)	**Construction Fugitive Dust Control: The AQCMM shall submit documentation to the BLM's Authorized Officer and CPM in each Monthly Compliance Report that demonstrates compliance with the Air Quality Construction Mitigation Plan (AQCMP)-mitigation measures for the purposes of preventing all fugitive dust plumes from leaving the project. Any deviation from the AQCMP mitigation measures shall require prior BLM Authorized Officer and CPM notification and approval.**	**c) No vehicle shall exceed 10 miles per hour on unpaved areas within the construction site, with the exception that vehicles may travel up to 25 miles per hour on stabilized unpaved roads as long as such speeds do not create visible dust emissions. d) Visible speed limit signs shall be posted at the construction site entrances. e) All construction equipment vehicle tires shall be inspected and washed as necessary to be cleaned free of dirt prior to entering paved roadways. f) Gravel ramps of at least 20 feet in length must be provided at the tire washing/cleaning station. g) All unpaved exits from the construction site shall be graveled or treated to prevent track-out to public roadways.**	Monthly	ONGOING: Reported MONTHLY	21-Dec-2010	N/A	for verification of language in AQSC-3					
Air Quality General	AQSC-03 (continued-3)	**Construction Fugitive Dust Control: The AQCMM shall submit documentation to the BLM's Authorized Officer and CPM in each Monthly Compliance Report that demonstrates compliance with the Air Quality Construction Mitigation Plan (AQCMP)-mitigation measures for the purposes of preventing all fugitive dust plumes from leaving the project. Any deviation from the AQCMP mitigation measures shall require prior BLM Authorized Officer and CPM notification and approval.**	**h) All construction vehicles shall enter the construction site through the treated entrance roadways, unless an alternative route has been submitted to and approved by the CPM and BLM Authorized Officer. i) Construction areas adjacent to any paved roadway below the grade of the surrounding construction area or otherwise directly impacted by sediment from site drainage shall be provided with sandbags or other equivalently effective measures to prevent run-off to roadways, or other similar run-off control measures as specified in the Storm Water Pollution Prevention Plan (SWPPP), only when such SWPPP measures are necessary so that this condition does not conflict with the requirements of the SWPPP.**	Monthly	ONGOING: Reported MONTHLY	21-Dec-2010	N/A	for verification of language in AQSC-3					

Technical Area	COC	Description	Verification	Scheduled Submittal Date	Status	Date Submitted	Date Approved	NOTES	*Milestone Description*	*MILESTONE DATES*	*REQUIRED TIMING (days)*	*SCHEDULED SUBMITTAL DATE*	STATUS
Air Quality General	AQSC-03 (continued-4)	**Construction Fugitive Dust Control: The AQCMM shall submit documentation to the BLM's Authorized Officer and CPM in each Monthly Compliance Report that demonstrates compliance with the Air Quality Construction Mitigation Plan (AQCMP)-mitigation measures for the purposes of preventing all fugitive dust plumes from leaving the project. Any deviation from the AQCMP mitigation measures shall require prior BLM Authorized Officer and CPM notification and approval.**	**j) All paved roads within the construction site shall be swept daily or as needed (or less during periods of precipitation) on days when construction activity occurs to prevent the accumulation of dirt and debris. k) At least the first 500 feet of any paved public roadway exiting the construction site or exiting other unpaved roads en route from the construction site or construction staging areas shall be swept as needed (or less during periods of precipitation) on days when construction activity occurs or on any other day when dirt or runoff resulting from the construction site activities is visible on the public paved roadways.**	Monthly	Ongoing	N/A	N/A						RC
Air Quality General	AQSC-03 (continued-5)	**Construction Fugitive Dust Control: The AQCMM shall submit documentation to the BLM's Authorized Officer and CPM in each Monthly Compliance Report that demonstrates compliance with the Air Quality Construction Mitigation Plan (AQCMP)-mitigation measures for the purposes of preventing all fugitive dust plumes from leaving the project. Any deviation from the AQCMP mitigation measures shall require prior BLM Authorized Officer and CPM notification and approval.**	**l) All soil storage piles and disturbed areas that remain inactive for longer than 10 days shall be covered, or shall be treated with appropriate dust suppressant compounds. m) All vehicles that are used to transport solid bulk material on public roadways and that have potential to cause visible emissions shall be provided with a cover, or the materials shall be sufficiently wetted and loaded onto the trucks in a manner to provide at least one foot of freeboard. n) Wind erosion control techniques (such as windbreaks, water, chemical dust suppressants, and/or vegetation) shall be used on all construction areas that may be disturbed. Any windbreaks installed to comply with this condition shall remain in place until the soil is stabilized or permanently covered with vegetation**									RC
Air Quality General	AQSC-04	**Dust Plume Response Requirement: The AQCMM or an AQCMM Delegate shall monitor all construction activities for visible dust plumes. Observations of visible dust plumes that have the potential to be transported (A) off the project site and within 400 feet upwind of any regularly occupied structures not owned by the project owner or (B) 200 feet beyond the centerline of the construction of linear facilities indicate that existing mitigation measures are not resulting in effective mitigation. The AQCMP shall include a section detailing how the additional mitigation measures will be accomplished within the time limits specified. The AQCMM or Delegate shall implement the following procedures for additional mitigation measures in the event that such visible dust plumes are observed:**	**The AQCMM shall provide the BLM's Authorized Officer and the CPM a Monthly Compliance Report (COMPLIANCE-6) to include: A. a summary of all actions taken to maintain compliance with this condition; B. copies of any complaints filed with the District in relation to project construction; and C. any other documentation deemed necessary by the CPM and AQCMM to verify compliance with this condition. Such information may be provided via electronic format or disk at the project owner's discretion**	Monthly	Ongoing	N/A	N/A						RC
Air Quality General	AQSC-04 (continued)	**The AQCMM or Delegate shall implement the following procedures for additional mitigation measures in the event that such visible dust plumes are observed: Step 1: The AQCMM or Delegate shall direct more intensive application of the existing mitigation methods within 15 minutes of making such a determination. Step 2: The AQCMM or Delegate shall direct implementation of additional methods of dust suppression if Step 1, specified above, fails to result in adequate mitigation within 30 minutes of the original determination. Step 3: The AQCMM or Delegate shall direct a temporary shutdown of the activity causing the emissions if Step 2, specified above, fails to result in effective mitigation within one hour of the original determination. The activity shall not restart until the AQCMM or Delegate is satisfied that appropriate additional mitigation or other site conditions have changed so that visual dust plumes will not result upon restarting the shutdown source. The owner/operator may appeal to the CPM or BLM Authorized Officer any directive from the AQCMM or Delegate to shut down an activity, if the shutdown shall go into effect within one hour of the original**	**The AQCMM shall provide the BLM's Authorized Officer and the CPM a Monthly Compliance Report (COMPLIANCE-6) to include: A. a summary of all actions taken to maintain compliance with this condition; B. copies of any complaints filed with the District in relation to project construction; and C. any other documentation deemed necessary by the CPM and AQCMM to verify compliance with this condition. Such information may be provided via electronic format or disk at the project owner's discretion**	Monthly	Ongoing	N/A	N/A						RC
Air Quality General	AQSC-05	**Diesel-Fueled Engine Control: The AQCMM shall submit to the CPM in the Monthly Compliance Report (MCR), a construction mitigation report that demonstrates compliance with the Air Quality Construction Mitigation Plan (AQCMP) mitigation measures for purposes of controlling diesel construction related emissions. Any deviation from the AQCMP mitigation measures shall require prior CPM notification and approval.**	**The AQCMM shall include in the Monthly Compliance Report (COMPLIANCE-6) the following to demonstrate control of diesel construction-rleated emissions: A. A summary of all actions taken to maintain compliance with this condition; B. A list of all heavy equipment used on site during that month, including the owner of that equipment and a letter from each owner indicating that equipment has been properly maintained; and C. Any other documentation deemed necessary by the CPM, and the AQCMM to verify compliance with this condition. Such information may be provided via electronic format or disk at the project owner's discretion.**	Monthly	Ongoing	N/A	N/A	Air Amendment #1 currently under review by CEC ; ATC Permit recvd from MDAQMD exp 10/31/13					RC

Technical Area	COC	Description	Verification	Scheduled Submittal Date	Status	Date Submitted	Date Approved	NOTES	*Milestone Description*	*MILESTONE DATES*	*REQUIRED TIMING (days)*	*SCHEDULED SUBMITTAL DATE*	STATUS
Air Quality General	AQSC-05 (continued)	**Diesel-Fueled Engine Control: The AQCMM shall submit to the CPM in the Monthly Compliance Report (MCR), a construction mitigation report that demonstrates compliance with the Air Quality Construction Mitigation Plan (AQCMP) mitigation measures for purposes of controlling diesel construction related emissions. Any deviation from the AQCMP mitigation measures shall require prior CPM notification and approval.**	**The following off-road diesel construction equipment mitigation measures shall be included in the Air Quality Construction Mitigation Plan (AQCMP) required by AQ-SC2. a. All diesel-fueled engines used in the construction of the facility shall have clearly visible tags issued by the on-site AQCMM showing that the engine meets the conditions set forth herein.**	Monthly	Ongoing	N/A	N/A	Air Amendment #1 currently under review by CEC ; ATC Permit recvd from MDAQMD exp 10/31/13					RC
Air Quality General	AQSC-05 (continued-1)	**Diesel-Fueled Engine Control: The AQCMM shall submit to the CPM in the Monthly Compliance Report (MCR), a construction mitigation report that demonstrates compliance with the Air Quality Construction Mitigation Plan (AQCMP) mitigation measures for purposes of controlling diesel construction related emissions. Any deviation from the AQCMP mitigation measures shall require prior CPM notification and approval.**	**b. All construction diesel engines with a rating of 50 hp or higher shall meet, at a minimum, the Tier 3 California Emission Standards for Off-Road Compression-Ignition Engines, as specified in California Code of Regulations, Title 13, section 2423(b)(1), unless a good faith effort to the satisfaction of the CPM that is certified by the on-site AQCMM demonstrates that such engine is not available for a particular item of Ivanpah Solar Electric Generating System Page 9 07-AFC-5 equipment. In the event that a Tier 3 engine is not available for any offroad equipment larger than 100 hp, that equipment shall be equipped with a Tier 2 engine, or an engine that is equipped with retrofit controls to reduce exhaust emissions of nitrogen oxides (NOx) and diesel particulate matter (DPM) to no more than Tier 2 levels unless certified by engine manufacturers or the on-site AQCMM that the use of such devices is not practical for specific engine types. For purposes of this condition, the use of such devices is "not practical" for the following, as well as other, reasons.**	Monthly	Ongoing	N/A	N/A	Air Amendment #1 currently under review by CEC ; ATC Permit recvd from MDAQMD exp 10/31/13					RC
Air Quality General	AQSC-05 (continued-2)	**Diesel-Fueled Engine Control: The AQCMM shall submit to the CPM in the Monthly Compliance Report (MCR), a construction mitigation report that demonstrates compliance with the Air Quality Construction Mitigation Plan (AQCMP) mitigation measures for purposes of controlling diesel construction related emissions. Any deviation from the AQCMP mitigation measures shall require prior CPM notification and approval.**	**1. There is no available retrofit control device that has been verified by either the California Air Resources Board or U.S. Environmental Protection Agency to control the engine in question to Tier 2 equivalent emission levels and the highest level of available control using retrofit or Tier 1 engines is being used for the engine in question; or 2. The construction equipment is intended to be on site for 5 days or less. 3. The CPM may grant relief from this requirement if the AQCMM can demonstrate a good faith effort to comply with this requirement and that compliance is not practical.c. The use of a retrofit control device may be terminated im mediately, provided that the CPM is informed within 10 working days of the termination and that a replacement for the equipment item in question meeting the controls required in item "b" occurs within 10 days of termination of the use, if the equipment would be needed to continue working at this site for more than 15 days after the use of the retrofit control device is terminated, if one of the following conditions exists : 1. The use of the retrofit control device is excessively reducing the normal availability of the construction equipment due to increased down time for maintenance, and/or reduced power output due to an excessive increase in back pressure.**	Monthly	Ongoing	N/A	N/A						RC
Air Quality General	AQSC-06	**The project owner, when obtaining dedicated on or off-road vehicles for mirror washing activities and other facility maintenance activities, shall only obtain new model year vehicles that meet California on-road vehicle emission standards or appropriate U.S.EPA/California off-road engine emission standards for the model year when obtained.**	**At least 60 days prior to the start of commercial operation, the project owner shall submit to the CPM a copy of the plan that identifies the size and type of the on-site vehicle and equipment fleet and the vehicle and equipment purchase orders and contracts and/or purchase schedule. The plan shall be updated every other year and submitted in the Annual Compliance Report (COMPLIANCE-7).**	Q3 2013	**Off-road vehicles for mirror washing activities plan submitted to CEC/BLM on 8/22/13**			OPERATIONS Action Items	Unit 1 Start of commerical operation	1-Jul-2013	60	2-May-2013	RFS

Technical Area	COC	Description	Verification	Scheduled Submittal Date	Status	Date Submitted	Date Approved	NOTES	*Milestone Description*	*MILESTONE DATES*	*REQUIRED TIMING (days)*	*SCHEDULED SUBMITTAL DATE*	STATUS
Air Quality General	AQSC-07	**The project owner shall provide a site operations dust control plan, including all applicable fugitive dust control measures identified in the verification of AQ-SC3 that would be applicable to reducing fugitive dust from ongoing operations; that: A. describes the active operations and wind erosion control techniques such as windbreaks and chemical dust suppressants, including their ongoing maintenance procedures, that shall be used on areas that could be disturbed by vehicles or wind anywhere within the project boundaries; and B. identifies the location of signs throughout the facility that will limit traveling on unpaved portion of roadways to solar equipment maintenance vehicles only. In addition, vehicle speed shall be limited to no more than 10 miles per hour on these unpaved roadways, with the exception that vehicles may travel up to 25 miles per hour on stabilized unpaved roads as long as such speeds do not create visible dust emissions. The site Operations Fugitive Dust Control Plan shall include the use of durable non-toxic soil stabilizers on all regularly used unpaved roads and disturbed off-road areas, or alternative methods for stabilizing disturbed off-road areas, within the project boundaries, and shall include the inspection and maintenance procedures that will be undertaken to ensure that the unpaved roads remain stabilized. The soil stabilizer used shall be a non-toxic soil stabilizer or soil weighting agent that can be determined to be both as efficient or more efficient for fugitive dust control as ARB approved soil stabilizers, and shall not increase any other environmental impacts including loss of vegetation. The performance and application of the fugitive dust controls shall also be measured against and meet the performance requirements of condition AQ-SC4. The performance requirements of AQ-SC4 shall also be included in the Operations Dust Control Plan.**	**At least 60 days prior to start of commercial operation, the project owner shall submit to the BLM's Authorized Officer and the CPM for review and approval a copy of the Site Operations Dust Control Plan that identifies the dust and erosion control procedures, including effectiveness and environmental data for the proposed soil stabilizer, that will be used during operation of the project and that identifies all locations of the speed limit signs. Within 60 days after commercial operation, the project owner shall provide to the BLM's Authorized Officer and the CPM a report identifying the locations of all speed limit signs, and a copy of the project employee and contractor training manual that clearly identifies that project employees and contractors are required to comply with the dust and erosion control procedures and on-site speed limits.**	Q3 2013	**Site Operations Dust Control Plan submitted to CEC/BLM on 8/27/13**			OPERATIONS Action Items	Unit 1 Start of commerical operation	1-Jul-2013	60	2-May-2013	RFS
Air Quality General	AQSC-08	**The project owner shall provide the CPM copies of all District issued Authority-to-Construct (ATC) and Permit-to-Operate (PTO) for the facility. The project owner shall submit to the CPM for review and approval any modification proposed by the project owner to any project air permit.**	**The project owner shall submit to the CPM for review and approval any modification proposed by the project owner to any project air permit. The project owner shall submit to the CPM any modification to any permit proposed by the District or U.S. Environmental Protection Agency (U.S. EPA), and any revised permit issued by the District or U.S. EPA, for the project. The project owner shall submit any ATC, PTO, and proposed air permit modification to the CPM within 5 working days of its submittal either by 1) the project owner to an agency, or 2) receipt of proposed modifications from an agency. The project owner shall submit all modified air permits to the CPM within 15 days of receipt.**	TBD	As needed			Air Amendment #1 currently under review by CEC ; ATC Permit recvd from MDAQMD exp 10/31/13, NEW ATC Permits submitted to CPM by Sierra research and MDAQMD, 12/03/12					
Air Quality General	AQSC-09	**The emergency generator and fire pump engines procured for this project will meet or exceed the NSPS Subpart IIII emission standards for the model year that corresponds to their date of purchase.**	**The project owner shall submit the emergency engine specifications to the CPM prior to engine installation.**	2011	Submitted	6-Jun-2011		Air Amendment #1 currently under review by CEC ; ATC Permit recvd from MDAQMD exp 10/31/13	Fire Pump 1 In	26-Sep-2011	1	25-Sep-2011	NSR
									Fire Pump 2 In	3-Apr-2012	1	2-Apr-2012	
									Fire Pump 3 In	20-Jun-2012	1	19-Jun-2012	
									Generator 1 In	2-Apr-2012	1	1-Apr-2012	
									Generator 2 In	27-May-2012	1	26-May-2012	
									Generator 3 In	26-Jun-2012	1	25-Jun-2012	
Air Quality General	AQSC-10	**The ISEGS 1, ISEGS 2, and ISEGS 3 boilers shall not exceed a total annual natural gas fuel heat input that is more than 5 percent of the total annual heat input from the sun for ISEGS1, ISEGS2, and ISEGS 3, respectively.**	**Annual natural gas fuel heat input data and annual solar heat input data for the ISEGS 1, ISEGS 2, and ISEGS 3 units showing compliance with this condition shall be provided in the Annual Compliance Report (COMPLIANCE-7). The Annual Compliance Report shall include information separately for ISEGS 1, ISEGS 2, and ISEGS 3. The initial Compliance Report shall include documentation of the methodology used to verify compliance with this condition. The documentation shall include a heat balance diagram, engineering analysis, assumptions and supporting data.**	2014	Not yet started			Air Amendment #1 currently under review by CEC ; ATC Permit recvd from MDAQMD exp 10/31/13					NSR

Technical Area	COC	Description	Verification	Scheduled Submittal Date	Status	Date Submitted	Date Approved	NOTES	*Milestone Description*	*MILESTONE DATES*	*REQUIRED TIMING (days)*	*SCHEDULED SUBMITTAL DATE*	STATUS
Biological Resources	BIO-01	**The project owner shall assign at least one Designated Biologist to the project. The project owner shall submit the resume of the proposed Designated Biologist(s), with at least three references and contact information, to the Energy Commission Compliance Project Manager (CPM) and BLM's Authorized Officer for approval in consultation with CDFG and USFWS.** **The Designated Biologist must meet the following minimum qualifications:** **1. Bachelor's degree in biological sciences, zoology, botany, ecology, or a closely related field;** **2. Three years of experience in field biology or current certification of a nationally recognized biological society, such as The Ecological Society of America or The Wildlife Society;** **3. Have at least one year of field experience with biological resources found in or near the project area;** **4. Meet the current USFWS Authorized Biologist qualifications criteria (USFWS 2008), demonstrate familiarity with protocols and guidelines for the desert tortoise, and be approved by the USFWS; and** **5. Possess a California ESA Memorandum of Understanding pursuant to Section 2081(a) for desert tortoise.** **In lieu of the above requirements, the resume shall demonstrate to the satisfaction of BLM's Authorized Officer and the CPM, in consultation with CDFG and USFWS, that the proposed Designated Biologist or alternate has the appropriate training and background to effectively implement the conditions of certification.**	**The project owner shall submit the specified information at least 90 days prior to the start of any project-related site disturbance activities. No site or related facility activities shall commence until an approved Designated Biologist is available to be on site.** **If a Designated Biologist needs to be replaced, the specified information of the proposed replacement must be submitted to BLM's Authorized Officer and the CPM at least 10 working days prior to the termination or release of the preceding Designated Biologist. In an emergency, the project owner shall immediately notify the BLM Authorized Officer and the CPM to discuss the qualifications and approval of a short term replacement while a permanent Designated Biologist is proposed to BLM's Authorized Officer and the CPM and for consideration.** **Designated Biologists shall complete a USFWS Qualifications Form (USFWS 2008) (www.fws.gov/ventura/speciesinfo/protocols_guidelines) and submit it to the USFWS, BLM's Authorized Officer and the CPM within 60 days prior to ground breaking for review and final approval.**	11-Jun-2010	Approved	11-Jun-2010	30-Sep-2010						COMP
Biological Resources	BIO-02	**BIO-2 The project owner shall ensure that the Designated Biologist performs the following during any site (or related facilities) mobilization, ground disturbance, grading, construction, operation, and closure activities. The Designated Biologist may be assisted by the approved Biological Monitor(s) but remains the contact for the project owner, BLM's Authorized Officer and the CPM. The Designated Biologist Duties shall include the following:** **1. Advise the project owner's Construction and Operation Managers on the implementation of the biological resources conditions of certification;** **2. Consult on the preparation of the Biological Resources Mitigation Implementation and Monitoring Plan (BRMIMP) to be submitted by the project owner;** **3. Be available to supervise, conduct and coordinate mitigation, monitoring, and other biological resources compliance efforts, particularly in areas requiring avoidance or containing sensitive biological resources, such as special-status species or their habitat;** **4. Clearly mark sensitive biological resource areas and inspect these areas at appropriate intervals for compliance with regulatory terms and conditions;**	**The Designated Biologist shall submit in the Monthly Compliance Report to BLM's Authorized Officer and the CPM and copies of all written reports and summaries that document biological resources compliance activities. If actions may affect biological resources during operation a Designated Biologist shall be available for monitoring and reporting. During project operation, the Designated Biologist shall submit record summaries in the Annual Compliance Report unless his/her duties cease, as approved by BLM's Authorized Officer and the CPM.**	Monthly	Ongoing								RC
Biological Resources	BIO-02 (Continued)	**5. Inspect active construction areas where animals may have become trapped prior to construction commencing each day. At the end of the day, inspect for the installation of structures that prevent entrapment or allow escape during periods of construction inactivity. Periodically inspect areas with high vehicle activity (e.g., parking lots) for animals in harm's way;** **6. Notify the project owner and BLM's Authorized Officer and the CPM of any non-compliance with any biological resources condition of certification;** **7. Respond directly to inquiries of BLM's Authorized Officer and the CPM regarding biological resource issues;** **8. Maintain written records of the tasks specified above and those include in the BRMIMP. Summaries of these records shall be submitted in the Monthly Compliance Report and the Annual Compliance Report;** **9. Train the Biological Monitors as appropriate, and ensure their familiarity with the BRMIMP, Worker Environmental Awareness Program (WEAP) training, and USFWS guidelines on desert tortoise surveys and handling procedures <www.fws.gov/ventura/speciesinfo/protocols_guidelines>; and** **10. Maintain the ability to be in regular, direct communication with representatives of CDFG, USFWS, BLM's** **Authorized Officer and the CPM, including notifying these agencies of dead or injured listed species and** **reporting special-status species observations to the California Natural Diversity Data Base.**	**The Designated Biologist shall submit in the Monthly Compliance Report to BLM's Authorized Officer and the CPM and copies of all written reports and summaries that document biological resources compliance activities. If actions may affect biological resources during operation a Designated Biologist shall be available for monitoring and reporting. During project operation, the Designated Biologist shall submit record summaries in the Annual Compliance Report unless his/her duties cease, as approved by BLM's Authorized Officer and the CPM.**	Monthly	Ongoing								RC

Technical Area	COC	Description	Verification	Scheduled Submittal Date	Status	Date Submitted	Date Approved	NOTES	*Milestone Description*	*MILESTONE DATES*	*REQUIRED TIMING (days)*	*SCHEDULED SUBMITTAL DATE*	STATUS
Biological Resources	BIO-03	The project owner's BLM- and CPM-approved Designated Biologist shall submit the resume, at least three references, and contact information of the proposed Biological Monitors to BLM's Authorized Officer and the CPM. The resume shall demonstrate, to the satisfaction of the CPM the appropriate education and experience to accomplish the assigned biological resource tasks. The Biological Monitor is the equivalent of the USFWS designated Desert Tortoise Monitor (USFWS 2008). Biological Monitor(s) training by the Designated Biologist shall include familiarity with the conditions of certification, BRMIMP, WEAP, USFWS guidelines on desert tortoise surveys and handling procedures <www.fws.gov/ventura/speciesinfo/protocols_guidelines>.	The project owner shall submit the specified information to the BLM's Authorized Officer and the CPM for approval at least 30 days prior to the start of any project-related site disturbance activities. The Designated Biologist shall submit a written statement to BLM's Authorized Officer and the CPM confirming that individual Biological Monitor(s) has been trained including the date when training was completed. If additional biological monitors are needed during construction the specified information shall be submitted to BLM's Authorized Officer and the CPM and for approval at least 10 days prior to their first day of monitoring activities.	11-Jun-2010	Approved	11-Jun-2010	30-Sep-2010						COMP
Biological Resources	BIO-04	The Biological Monitors shall assist the Designated Biologist in conducting surveys and in monitoring of mobilization, ground disturbance, grading, construction, operation, and closure activities. The Designated Biologist shall remain the contact for the project owner, BLM's Authorized Officer and the CPM.	The Designated Biologist shall submit in the Monthly Compliance Report to BLM's Authorized Officer and the CPM and copies of all written reports and summaries that document biological resources compliance activities, including those conducted by Biological Monitors. If actions may affect biological resources during operation a Biological Monitor, under the supervision of the Designated Biologist, shall be available for monitoring and reporting. During project operation, the Designated Biologist shall submit record summaries in the Annual Compliance Report unless their duties cease, as approved by BLM's Authorized Officer and the CPM.	Monthly	Ongoing								RC
Biological Resources	BIO-05	The project owner's construction/operation manager shall act on the advice of the Designated Biologist and Biological Monitor(s) to ensure conformance with the biological resources conditions of certification. The Designated Biologist shall have the authority to immediately stop any activity that is not in compliance with these conditions and/or order any reasonable measure to avoid take of an individual of a listed species. If required by the Designated Biologist and Biological Monitor(s) the project owner's construction/operation manager shall halt all site mobilization, ground disturbance, grading, construction, and operation activities in areas specified by the Designated Biologist. The Designated Biologist shall: 1. Require a halt to all activities in any area when determined that there would be an unauthorized adverse impact to biological resources if the activities continued; 2. Inform the project owner and the construction/operation manager when to resume activities; and 3. Notify BLM's Authorized Officer and the CPM and if there is a halt of any activities and advise them of any corrective actions that have been taken or will be instituted as a result of the work stoppage. If the Designated Biologist is unavailable for direct consultation, the Biological Monitor shall act on behalf of the Designated Biologist.	The project owner shall ensure that the Designated Biologist or Biological Monitor notifies BLM's Authorized Officer and the CPM immediately (and no later than the morning following the incident, or Monday morning in the case of a weekend) of any non-compliance or a halt of any site mobilization, ground disturbance, grading, construction, and operation activities. The project owner shall notify BLM's Authorized Officer and the CPM of the circumstances and actions being taken to resolve the problem. Whenever corrective action is taken by the project owner, a determination of success or failure will be made by BLM's Authorized Officer and the CPM within five working days after receipt of notice that corrective action is completed, or the project owner will be notified by BLM's Authorized Officer and the CPM that coordination with other agencies will require additional time before a determination can be made.	TBD	As needed								

Technical Area	COC	Description	Verification	Scheduled Submittal Date	Status	Date Submitted	Date Approved	NOTES	*Milestone Description*	*MILESTONE DATES*	*REQUIRED TIMING (days)*	*SCHEDULED SUBMITTAL DATE*	STATUS
Biological Resources	BIO-06	The project owner shall develop and implement an Ivanpah SEGS-specific Worker Environmental Awareness Program (WEAP) and shall secure approval for the WEAP from BLM's Authorized Officer and the CPM. The USFWS and CDFG shall be provided a copy of the WEAP for review and comment. The WEAP shall be administered to all onsite personnel including surveyors, construction engineers, employees, contractors, contractor's employees, supervisors, inspectors, subcontractors, and delivery personnel. The WEAP shall be implemented during site mobilization, ground disturbance, grading, construction, operation, and closure. The WEAP shall: 1. Be developed by or in consultation with the Designated Biologist and consist of an on-site or training center presentation in which supporting written material and electronic media, including photographs of protected species, is made available to all participants. 2. Discuss the locations and types of sensitive biological resources on the project site and adjacent areas, and explain the reasons for protecting these resources; provide information to participants that Gila monsters are venomous and should not be handled, and that no snakes, reptiles, or other wildlife shall be harmed; 3. Place special emphasis on desert tortoise, including information on physical characteristics, distribution, behavior, ecology, sensitivity to human activities, legal protection, penalties for violations, reporting requirements, and protection measures; 4. Include a discussion of fire prevention measures to be implemented by workers during project activities; request workers dispose of cigarettes and cigars appropriately and not leave them on the ground or buried; 5. Present the meaning of various temporary and permanent habitat protection measures; 6. Identify whom to contact if there are further comments and questions about the material discussed in the program; and 7. Include a training acknowledgment form to be signed by each worker indicating that they received training and shall abide by the guidelines.	At least 60 days prior to the start of any project-related site disturbance activities, the project owner shall provide to BLM's Authorized Officer and the CPM a copy of the draft **WEAP** and all supporting written materials and electronic media prepared or reviewed by the Designated Biologist and a resume of the person(s) administering the program. The project owner shall provide in the Monthly Compliance Report the number of persons who have completed the training in the prior month and a running total of all persons who have completed the training to date. At least 10 days prior to site and related facilities mobilization, the project owner shall submit two copies of the BLM- and CPM-approved final WEAP. Training acknowledgement forms signed during construction shall be kept on file by the project owner for at least six months after the start of commercial operation. Throughout the life of the project, the worker education program shall be repeated annually for permanent employees, and shall be routinely administered within one week of arrival to any new construction personnel, foremen, contractors, subcontractors, and other personnel potentially working within the project area. Upon completion of the orientation, employees shall sign a form stating	2-Jul-2010	Approved and ONGOING WEAP reporting in the Monthly MCR	6-Jul-2010	3-Oct-2010						
Biological Resources	BIO-07	The project owner shall develop a BRMIMP and submit two copies of the proposed BRMIMP to the BLM-Authorized Officer and the CPM (for review and approval) and shall implement the measures identified in the approved BRMIMP. The BRMIMP shall incorporate avoidance and minimization measures described in final versions of the Desert Tortoise Translocation Plan, the Raven Management Plan, the Closure, Revegetation and Rehabilitation Plan, the Burrowing Owl Mitigation and Monitoring Plan, the Weed Management Plan and the Special Status Plant Remedial Action Plan. The BRMIMP shall be prepared in consultation with the Designated Biologist and include the following: 1. All biological resources mitigation, monitoring, and compliance measures proposed and agreed to by the project owner; 2. All biological resources conditions of certification identified as necessary to avoid or mitigate impacts; 3. All biological resource mitigation, monitoring and compliance measures required in federal agency terms and conditions, such as those provided in the USFWS Biological Opinion; 4. All sensitive biological resources to be impacted, avoided, or mitigated by project construction, operation, and closure; 5. All required mitigation measures for each sensitive biological resource; 6. A detailed description of measures that shall be taken to avoid or mitigate temporary disturbances from construction activities; 7. All locations on a map, at an approved scale, of sensitive biological resource areas subject to disturbance and areas requiring temporary protection and avoidance during construction and operation;	Owner shall submit the **BRMIMP** to the BLM Authorized Officer and the CPM at least 60 days prior to start of any project-related site disturbance activities. The BRMIMP shall contain all of the required measures included in all biological Conditions of Certification. No ground disturbance may occur prior to approval of the final BRMIMP by BLM's Authorized Officer and the CPM. BLM's Authorized Office and the CPM, in consultation with other appropriate agencies, will determine the BRMIMP's acceptability within 45 days of receipt. If there are any permits that have not yet been received when the BRMIMP is first submitted, these permits shall be submitted to BLM's Authorized Office and the CPM within five days of their receipt, and the BRMIMP shall be revised or supplemented to reflect the permit condition within at least 10 days of their receipt by the project owner. Ten days prior to site and related facilities mobilization the revised BRMIMP shall be resubmitted to BLM's Authorized Officer and the CPM.	15-Jul-2010	Approved	7/16/2010; REVISION 2-UPDATED 4/11/2012 PER CEC REQUEST/ Revised Biological Opinion USFWS 4/22/12 added Re:Translocation		As a living document with many plans, approvals are given as revisions and updates are made to any of the plans, the latest revisions are kept on-site hard copy and electronically	Complete All Construction (Use Mechanical completion date for Unit 3)	10-Jul-2013	30	9-Aug-2013	COMP
Biological Resources	BIO-07 (continued)	8. Aerial photographs, at an approved scale, of all areas to be disturbed during project construction activities; include one set prior to any site or related facilities mobilization disturbance and one set subsequent to completion of project construction. Provide planned timing of aerial photography and a description of why times were chosen. Provide a final accounting of the before/after acreages and a determination of whether additional habitat compensation is necessary in the Construction Termination Report; 9. Duration for each type of monitoring and a description of monitoring methodologies and frequency; 10. Performance standards to be used to help decide if/when proposed mitigation is or is not successful; 11. All performance standards and remedial measures to be implemented if performance standards are not met; 12. A discussion of biological resources-related facility closure measures including a description of funding mechanism(s); and 13. A process for proposing plan modifications to BLM's Authorized Officer and the CPM and appropriate agencies for review and approval; and	Owner shall notify BLM's Authorized Officer and the CPM and no less than five working days before implementing any modifications to the approved **BRMIMP** to obtain BLM's Authorized Officer and CPM approval. Any changes to the approved BRMIMP must also be approved by BLM's Authorized Officer and the CPM and in consultation with appropriate agencies to ensure no conflicts exist. Implementation of BRMIMP measures (construction activities that were monitored, species observed) will be reported in the Monthly Compliance Reports by the Designated Biologist. Within 30 days after completion of project construction, the project owner shall provide to BLM's Authorized Officer and the CPM, for review and approval, a written construction termination report identifying which items of the BRMIMP have been completed, a summary of all modifications to mitigation measures made during the project's site mobilization, ground disturbance, grading, and construction phases, and which mitigation and monitoring items are still outstanding.	15-Jul-2010	Approved	7/16/2010; REVISION 2-UPDATED 4/11/2012 PER CEC REQUEST/ Revised Biological Opinion USFWS 4/22/12 added Re:Translocation		As a living document with many plans, approvals are given as revisions and updates are made to any of the plans, the latest revisions are kept on-site hard copy and electronically	Complete All Construction (Use Mechanical completion date for Unit 3)	10-Jul-2013	30	9-Aug-2013	COMP

Technical Area	COC	Description	Verification	Scheduled Submittal Date	Status	Date Submitted	Date Approved	NOTES	*Milestone Description*	*MILESTONE DATES*	*REQUIRED TIMING (days)*	*SCHEDULED SUBMITTAL DATE*	STATUS
Biological Resources	BIO-08	The project owner shall undertake appropriate measures to manage the construction site and related facilities in a manner to avoid or minimize impacts to desert tortoise. Methods for clearance surveys, fence installation, tortoise handling, artificial burrow construction, egg handling and other procedures would be consistent with those described in the Guidelines for Handling Desert Tortoise During Construction Projects (Desert Tortoise Council 1999) or more current guidance provided by CDFG and USFWS. The project owner shall also implement all terms and conditions described in the Biological Opinion prepared by USFWS. These measures include, but are not limited to, the following: 1. Fence Installation. To avoid impacts to desert tortoises the proposed fence alignment shall be flagged and the alignment surveyed within 24 hours prior to the initiation of construction of tortoise-exclusion fence. Surveys shall be conducted by the Designated Biologist(s) using techniques approved by the USFWS and CDFG. Biological Monitors may assist the Designated Biologist under his or her supervision. These surveys shall provide 100-percent coverage of all areas to be disturbed and an additional transect along both sides of the fence line. This fence line transect will cover an area approximately 90 feet wide centered on the fence alignment. Transects would be no greater than 30 feet apart. All desert tortoise burrows, and burrows constructed by other species that might be used by desert tortoises, shall be examined to assess occupancy of each burrow by desert tortoises and handled in accordance with USFWS-approved protocol.	All mitigation measures and their implementation methods shall be included in the BRMIMP and implemented. Implementation of the measures shall be reported in the Monthly Compliance Reports by the Designated Biologist. Within 30 days after completion of desert tortoise clearance surveys the Designated Biologist shall submit a report to BLM's Authorized Officer, the CPM, USFWS, and CDFG describing how each of the mitigation measures described above has been satisfied. The report shall include the desert tortoise survey results, capture and release locations of any relocated desert tortoises, and any other information needed to demonstrate compliance with the measures described above.	15-Nov-2010	ONGOING reported in the Monthly MCR								RC
Biological Resources	BIO-08 (Continued-1)	2. Fence Installation. Prior to the initiation of construction activities for each solar plant, the project owner shall enclose the boundary of the affected solar plant with permanent desert tortoise exclusionary fencing or combined with permanent security and toroise exclusionary fencing that would be attached to the bottom of the chain link fencing. The fence installation shall be supervised by the Designated Biologist and monitored by the Biological Monitors to ensure the safety of any tortoise present. a. Fence Material and Installation. The permanent tortoise exclusionary fencing shall consist of galvanized hard wire cloth 1-inch by 2-inch mesh sunk 12 inches into the ground, and 24 inches above the ground (but not less than 18 inches above the ground) (USFWS 2008). The fencing shall be buried approximately 6 inches below ground or bent at a right angle towards the outside of the project site and covered with dirt, rocks or gravel to discourage the tortoise from digging under the fence b. Security Gates. Security gates shall be designed with minimal ground clearance to deter ingress by tortoises. The gates may be electronically activated to open and close immediately after the vehicle(s) have entered or exited to prevent the gates from being kept open for long periods of time. Cattle grating designed to safely exclude desert tortoise shall be installed at the gated entries to discourage tortoises from gaining entry	All mitigation measures and their implementation methods shall be included in the BRMIMP and implemented. Implementation of the measures shall be reported in the Monthly Compliance Reports by the Designated Biologist. Within 30 days after completion of desert tortoise clearance surveys the Designated Biologist shall submit a report to BLM's Authorized Officer, the CPM, USFWS, and CDFG describing how each of the mitigation measures described above has been satisfied. The report shall include the desert tortoise survey results, capture and release locations of any relocated desert tortoises, and any other information needed to demonstrate compliance with the measures described above.	15-Nov-2010	ONGOING reported in the Monthly MCR								RC
Biological Resources	BIO-08 (Continued-2)	c. Utility Corridor Fencing. The utility rights-of-way shall be temporarily fenced on each side of the right-of-way prior to ground disturbing activities to prevent desert tortoise entry during construction. Temporary fencing must be capable of preventing desert tortoises from entering the work area with supporting stakes shall be sufficiently spaced to maintain fence integrity. The Designated Biologist or Biological Monitor shall be present to supervise all construction activities occuring within the areas bounded by temporary fencing. d. Fence Inspections. Following installation of the desert tortoise exclusion fencing for both the permanent site fencing and temporary fencing in the utility corridors, the fencing shall be regularly inspected. Permanent fencing shall be inspected monthly and during/following all major rainfall events. Any damage to the fencing shall be temporarily repaired immediately to keep tortoises out of the site, and permanently repaired within two days of observing damage. Inspections of permanent site fencing shall occur for the life of the project. Temporary fencing must be inspected weekly and, where drainages intersect the fencing, during and immediately following major rainfall events. All temporary fencing shall be repaired immediately upon discovery and, if the fence may have Digital photographs of the permitted tortoise entry while damaged, the Designated Biologist shall inspect the area for tortoise.	All mitigation measures and their implementation methods shall be included in the BRMIMP and implemented. Implementation of the measures shall be reported in the Monthly Compliance Reports by the Designated Biologist. Within 30 days after completion of desert tortoise clearance surveys the Designated Biologist shall submit a report to BLM's Authorized Officer, the CPM, USFWS, and CDFG describing how each of the mitigation measures described above has been satisfied. The report shall include the desert tortoise survey results, capture and release locations of any relocated desert tortoises, and any other information needed to demonstrate compliance with the measures described above.	15-Nov-2010	Approved and Ongoing activities reported in Monthly MCR			Measures are being followed as needed according to construction activity					RC
Biological Resources	BIO-08 (Continued-3)	3. Clearance Surveys. Following construction of the security fence and the attached tortoise exclusion fence, the fenced area shall be cleared of tortoises by Biological Monitors under the supervision of the Designated Biologist. Two complete passes with complete coverage shall be conducted as described above. If a desert tortoise is located on the second survey, a third survey would be conducted. Transects would be no wider than 30 feet. Each separate survey would be walked in a different direction to allow opposing angles of observation. Vegetation salvage operations shall not begin until the area is deemed free of desert tortoises. 4. Burrow Searches. During clearance surveys all potential desert tortoise burrows within the fenced area shall be inspected to determine if tortoises are present. In some cases, a fiber optic scope may be needed to determine presence or absence within a deep burrow. To prevent reentry by a tortoise or other wildlife, all burrows shall be collapsed once absence has been determined. Tortoises taken from burrows and from elsewhere on the site shall be relocated or translocated as described in the Desert Tortoise Relocation/Translocation Plan.	All mitigation measures and their implementation methods shall be included in the BRMIMP and implemented. Implementation of the measures shall be reported in the Monthly Compliance Reports by the Designated Biologist. Within 30 days after completion of desert tortoise clearance surveys the Designated Biologist shall submit a report to BLM's Authorized Officer, the CPM, USFWS, and CDFG describing how each of the mitigation measures described above has been satisfied. The report shall include the desert tortoise survey results, capture and release locations of any relocated desert tortoises, and any other information needed to demonstrate compliance with the measures described above.	15-Nov-2010	Approved and Ongoing activities reported in Monthly MCR			Measures are being followed as needed according to construction activity					RC

Technical Area	COC	Description	Verification	Scheduled Submittal Date	Status	Date Submitted	Date Approved	NOTES	*Milestone Description*	*MILESTONE DATES*	*REQUIRED TIMING (days)*	*SCHEDULED SUBMITTAL DATE*	STATUS
Biological Resources	BIO-08 (Continued-4)	**5. Burrow Excavation/Handling. All potential desert tortoise burrows located would be excavated by hand by a Biological Monitor, tortoises removed, and collapsed or blocked to prevent occupation by desert tortoises. Burrows inhabited by tortoises shall be excavated using hand tools under the supervision of the Designated Biologist. If excavated during May through July, the Biological Monitor would search for desert tortoise nests/eggs, which are typically located near the entrance to burrows. All desert tortoise handling and removal, and burrow excavations, including nests, would be conducted by the Designated Biologist or a Biological Monitor in accordance with the Service-approved protocol (Desert Tortoise Council 1994, revised 1999). If the Desert Tortoise Council releases a revised protocol for handling of desert tortoises before initiation of project activities, the revised protocol would be implemented for the project. 6. Monitoring During Clearing. Following the tortoise clearance and translocation, workers and heavy equipment shall be allowed to enter the project site to perform vegetation salvage and earth work such as clearing, grubbing, leveling, trenching, and installation of heliostats. A Biological Monitor shall monitor clearing and grading activities to find and move tortoises missed during the initial tortoise clearance survey. Should a tortoise be discovered, it shall be relocated or translocated as described in the Desert Tortoise Relocation/Translocation Plan to an area approved by the Designated Biologist.**	**All mitigation measures and their implementation methods shall be included in the BRMIMP and implemented. Implementation of the measures shall be reported in the Monthly Compliance Reports by the Designated Biologist. Within 30 days after completion of desert tortoise clearance surveys the Designated Biologist shall submit a report to BLM's Authorized Officer, the CPM, USFWS, and CDFG describing how each of the mitigation measures described above has been satisfied. The report shall include the desert tortoise survey results, capture and release locations of any relocated desert tortoises, and any other information needed to demonstrate compliance with the measures described above.**	15-Nov-2010	Approved and Ongoing activities reported in Monthly MCR								RC
Biological Resources	BIO-08 (Continued-5)	**7. Reporting. The Designated Biologist shall record the following information for any desert tortoises handled: a) the locations (narrative and maps) and dates of observation; b) general condition and health, including injuries state of healing and whether desert tortoise voided their bladders; c) location moved from and location moved to (using GPS technology); d) gender, carapace length, and diagnostic markings (i.e., identification numbers or marked lateral scutes); e) ambient temperature when handled and released; and f) digital photograph of each handled desert tortoise as described in the paragraph below. Desert tortoise moved from within project areas shall be marked for future identification as described in Guidelines for Handling Desert Tortoise during Construction Projects (Desert Tortoise Council 1999) or more current guidance on the USFWS website. carapace, plastron, and fourth costal scute shall be taken. Scutes shall not be notched for**	**All mitigation measures and their implementation methods shall be included in the BRMIMP and implemented. Implementation of the measures shall be reported in the Monthly Compliance Reports by the Designated Biologist. Within 30 days after completion of desert tortoise clearance surveys the Designated Biologist shall submit a report to BLM's Authorized Officer, the CPM, USFWS, and CDFG describing how each of the mitigation measures described above has been satisfied. The report shall include the desert tortoise survey results, capture and release locations of any relocated desert tortoises, and any other information needed to demonstrate compliance with the measures described above.**	15-Nov-2010	Approved and Ongoing activities reported in Monthly MCR								RC
Biological Resources	BIO-09	**The project owner shall develop and implement a final Desert Tortoise Relocation/Translocation Plan (Plan) that is consistent with current USFWS approved guidelines, including the recently released "Translocation of Desert Tortoises (Mojave Population) from Project Sites: Plan Development Guidnace, US Fish and Wildlife Service, August 2010" and meets the approval of BLM's Authorized Officer, USFWS, and CPM in consultation with CDFG. The final Plan shall be based on the draft Desert Tortoise Relocation/Translocation Plan prepared by the applicant dated May 2009 and modifications to this plan identified in the BA amendment dated June 21, 2010, and shall include all revisions deemed necessary by BLM's Authorized Officer, USFWS, and the CPM in consultation with the CDFG. Translocation of tortoise into the Mojave National Preserve will require fencing of roads within 10 km (6.2 miles) of receptor sites. Since this fencing is required as part of the translocation, it would not count towards the fencing identified in BIO-17, desert tortoise compensatory mitigation.**	**Within 60 days of publication of the Energy Commission Decision the project owner shall provide BLM's Authorized Officer and the CPM with the final version of a Desert Tortoise Relocation/Translocation Plan that has been reviewed and approved by BLM's Authorized Officer, USFWS and CPM in consultation with CDFG. BLM's Authorized Officer and the CPM will determine the plan's acceptability within 15 days of receipt of the final plan. All modifications to the approved translocation must be made only after consultation with BLM's Authorized Officer, USFWS, and the CPM, in consultation with CDFG. Within 30 days after initiation of translocation activities, the Designated Biologist shall provide to BLM's Authorized Officer and the CPM for review and approval, a written report identifying which items of the Plan have been completed, and a summary of all modifications to measures made during implementation of the Plan.**	2-Jul-2010	Approved	27-Sep-2010	11/4/2010 (rev. 4 - BLM)	Revised Husbandry Plan Rev 1 Submitted Dec 3, 2012					COMP
Biological Resources	BIO-10	**The project owner shall provide Energy Commission and BLM representatives with reasonable access to the project site and mitigation lands under the control of the project owner and shall otherwise fully cooperate with the Energy Commission's and BLM's efforts to verify the project owner's compliance with, or the effectiveness of, mitigation measures set forth in the conditions of certification. The project owner shall hold the Designated Biologist, the Energy Commission, and BLM harmless for any costs the project owner incurs in complying with the management measures, including stop work orders issued by BLM's Authorized Officer, the CPM, or the Designated Biologist. The Designated Biologist shall do all of the following: 1. Notify BLM's Authorized Officer and the CPM and at least 14 calendar days before initiating vegetation salvage or ground-disturbing activities; 2. Immediately notify BLM's Authorized Officer and the CPM in writing if the project owner is not in compliance with any conditions of certification, including but not limited to any actual or anticipated failure to implement mitigation measures within the time periods specified in the conditions of certification;**	**No later than 2 calendar days following the above required notification of a sighting, kill, or relocation of a listed species, the project owner shall deliver to BLM's Authorized Officer, the CPM, CDFG, and USFWS via FAX or electronic communication the written report from the Designated Biologist describing all reported incidents of injury, kill, or relocation of a listed species, identifying who was notified, and explaining when the incidents occurred. In the case of a sighting in an active construction area, the project owner shall, at the same time, submit a map (e.g., using Geographic Information Systems) depicting both the limits of construction and sighting location to BLM's Authorized Officer, the CPM, CDFG and USFWS.**	TBD	As needed								

Technical Area	COC	Description	Verification	Scheduled Submittal Date	Status	Date Submitted	Date Approved	NOTES	*Milestone Description*	*MILESTONE DATES*	*REQUIRED TIMING (days)*	*SCHEDULED SUBMITTAL DATE*	STATUS
Biological Resources	BIO-10 (Continued-1)	**3. Remain onsite daily while vegetation salvage, grubbing, grading and heliostat installation activities are taking place to avoid or minimize take of listed species, to check for compliance with all impact avoidance and minimization measures, and to check all exclusion zones to ensure that signs, stakes, and fencing are intact and that human activities are restricted in these protective zones.** **4. Maintain and check desert tortoise exclusion fences on a daily basis to ensure the integrity of the fence is maintained. The Designated Biologist shall be present onsite to monitor construction and determine fence placement during fence installation.** **5. Conduct compliance inspections at a minimum of once per month after clearing, grubbing, grading, and heliostat installation activities are completed and submit a monthly compliance report to BLM's Authorized Officer and the CPM ;** **6. No later than January 31 of every year the ISEGS facility remains in operation, provide BLM's Authorized Officer and the CPM an annual Listed Species Status Report, which shall include, at a minimum:** **1) a general description of the status of the project site and construction activities, including actual or projected completion dates, if known;** **2) a copy of the table in the BRMIMP with notes showing the current implementation status of each mitigation measure; and** **3) an assessment of the effectiveness of each completed or partially completedmitigation measure in minimizing and compensating for project impacts;**	**No later than 2 calendar days following the above required notification of a sighting, kill, or relocation of a listed species, the project owner shall deliver to BLM's Authorized Officer, the CPM, CDFG, and USFWS via FAX or electronic communication the written report from the Designated Biologist describing all reported incidents of injury, kill, or relocation of a listed species, identifying who was notified, and explaining when the incidents occurred. In the case of a sighting in an active construction area, the project owner shall, at the same time, submit a map (e.g., using Geographic Information Systems) depicting both the limits of construction and sighting location to BLM's Authorized Officer, the CPM, CDFG and USFWS.**	TBD	2011 Annual Report Submitted: Due each January	1/31/2011; 2011 Special Status Plants Annual Compliance Report submittted January 2012, revised March 7, 2012 and submitted							
Biological Resources	BIO-10 (Continued-2)	**7. Ensure that all observations of listed species and their sign during project activities are reported to the Designated Biologist for inclusion in the next monthly compliance report submitted to BLM's Authorized Officer and the CPM;** **8. No later than 45 days after the first sale of power provide BLM's Authorized Officer and the CPM a Final Listed Species Mitigation Report that shall include, at a minimum:** **1) a copy of the table in the BRMIMP with notes showing when each of the mitigation measures was implemented;** **2) all available information about project-related incidental take of listed species;** **3) information about other project impacts on the listed species** **4) construction dates;** **5) an assessment of the effectiveness of conditions of certification in minimizing and compensating for project impacts;** **6) recommendations on how mitigation measures might be changed to more effectively minimize and mitigate the impacts of future projects on the listed species; and** **7) any other pertinent information, including the level of take of the listed species associated with the project;**	**No later than 2 calendar days following the above required notification of a sighting, kill, or relocation of a listed species, the project owner shall deliver to BLM's Authorized Officer, the CPM, CDFG, and USFWS via FAX or electronic communication the written report from the Designated Biologist describing all reported incidents of injury, kill, or relocation of a listed species, identifying who was notified, and explaining when the incidents occurred. In the case of a sighting in an active construction area, the project owner shall, at the same time, submit a map (e.g., using Geographic Information Systems) depicting both the limits of construction and sighting location to BLM's Authorized Officer, the CPM, CDFG and USFWS.**	TBD	As needed, Information reported monthly in the MCR							
Biological Resources	BIO-10 (Continued-3)	**9. In the event of a sighting in an active construction area (e.g., with equipment, vehicles, or workers), injury, kill, or relocation of any listed species, notify BLM's Authorized Officer, the CPM, CDFG and USFWS immediately by phone and in no event later than noon on the business day following the event if it occurs outside normal business hours so that the agencies can determine what further actions, if any, are required to protect listed species;** **10. Prepare written follow-up notification via FAX or electronic communication to these agencies within 2 calendar days of the incident and include the following information as relevant:** **a. If a desert tortoise is injured as a result of project related activities during construction, the Designated Biologist will immediately take it to a BLM- and CPM-approved wildlife rehabilitation and/or veterinarian clinic. Any veterinarian bills for such injured animals will be paid by the project owner. Following phone notification as required above, BLM's Authorized Officer, the CPM, CDFG, and USFWS will determine the final disposition of the injured animal, if it recovers. Written notification shall include, at a minimum, the date, time, location, circumstances of the incident, and the name of the facility where the animal was taken.**	**No later than 2 calendar days following the above required notification of a sighting, kill, or relocation of a listed species, the project owner shall deliver to BLM's Authorized Officer, the CPM, CDFG, and USFWS via FAX or electronic communication the written report from the Designated Biologist describing all reported incidents of injury, kill, or relocation of a listed species, identifying who was notified, and explaining when the incidents occurred. In the case of a sighting in an active construction area, the project owner shall, at the same time, submit a map (e.g., using Geographic Information Systems) depicting both the limits of construction and sighting location to BLM's Authorized Officer, the CPM, CDFG and USFWS.**	TBD	As needed, Information reported monthly in the MCR							
Biological Resources	BIO-10 (Continued-4)	**b. If a desert tortoise is killed by project-related activities during construction, or if a desert tortoise is otherwise found dead, submit a written report with the same information as an injury report. These desert tortoises shall be salvaged according to guidelines described in *Salvaging Injured, Recently Dead, Ill, and Dying Wild, Free-Roaming Desert Tortoise* prepared by Kristin Berry, June 2001. The project owner shall pay to have these desert tortoises necropsied. The report will include the date and time of the finding or incident.** **c. The CPM may issue the project owner a written stop work order to suspend any activity related to the construction or operation of the project for an appropriate period determined in consultation with BLM in order to prevent or remedy a violation of one or more conditions of certification (including but not limited to failure to comply with reporting, monitoring, or habitat acquisition obligations) or to prevent the illegal take of an endangered, threatened, or candidate species. The project owner shall comply with the stop work order immediately upon receipt thereof.**	**No later than 2 calendar days following the above required notification of a sighting, kill, or relocation of a listed species, the project owner shall deliver to BLM's Authorized Officer, the CPM, CDFG, and USFWS via FAX or electronic communication the written report from the Designated Biologist describing all reported incidents of injury, kill, or relocation of a listed species, identifying who was notified, and explaining when the incidents occurred. In the case of a sighting in an active construction area, the project owner shall, at the same time, submit a map (e.g., using Geographic Information Systems) depicting both the limits of construction and sighting location to BLM's Authorized Officer, the CPM, CDFG and USFWS.**	TBD	As needed, Information reported monthly in the MCR							

Technical Area	COC	Description	Verification	Scheduled Submittal Date	Status	Date Submitted	Date Approved	NOTES	*Milestone Description*	*MILESTONE DATES*	*REQUIRED TIMING (days)*	*SCHEDULED SUBMITTAL DATE*	STATUS
Biological Resources	BIO-11	**During construction the project owner shall implement all feasible measures to avoid or minimize impacts to biological resources, including the following: 1. Limit Disturbance Areas. The boundaries of all areas to be disturbed (including staging areas, access roads, and sites for temporary placement of spoils) shall be delineated with stakes and flagging prior to construction activities in consultation with the Designated Biologist. Spoils and topsoil shall be stockpiled in disturbed areas lacking native vegetation and which do not provide habitat for special-status species. All disturbances, project vehicles and equipment shall be confined to the flagged areas. 2. Minimize Road Impacts. New and existing roads that are planned for construction, widening, or other improvements shall not extend beyond the flagged impact area as described above. All vehicles passing or turning around will do so within the planned impact area or in previously disturbed areas. Where new access is required outside of existing roads or the construction zone, the route will be clearly marked (i.e., flagged and/or staked) prior to the onset of construction. 3. Minimize Traffic Impacts. Vehicular traffic during project construction and operation shall be confined to existing routes of travel to and from the project site, and cross country vehicle and equipment use outside designated work areas shall be prohibited. The speed limit shall not exceed 20 miles per hour within the project area, on maintenance roads for linear facilities, or on access roads to the ISEGS site.**	**All mitigation measures and their implementation methods shall be included in the BRMIMP. Implementation of the measures shall be reported in the Monthly Compliance Reports by the Designated Biologist. Within 30 days after completion of project construction, the project owner shall provide to BLM's Authorized Officer and the CPM, for review and approval, a written construction termination report identifying how measures have been completed. The Designated Biologist shall report summarizing all available data (species of carcass, date and location collected, and cause of death) describing bird and other carcasses collected within the project site each year.**	Monthly	As needed, Information reported monthly in the MCR	OCTOBER 29,2012 REV.4			Complete All Construction (Use Mechanical completion date for Unit 3)	10-Jul-2013	30	9-Aug-2013	RC
Biological Resources	BIO-11 (Continued-1)	**4. Monitor During Construction. The Designated Biologist or Biological Monitor shall be present at the construction site during all project activities that have potential to disturb soil, vegetation, and wildlife. In areas that have not been fenced with tortoise exclusion fencing and cleared, the USFWS-approved Designated Biologist or Biological Monitor shall walk immediately ahead of equipment during brushing and grading activities. 5. Minimize Impacts of Transmission/Pipeline Alignments, Roads, Staging Areas. Staging areas for construction on the plant site shall be within the area that has been fenced with desert tortoise exclusion fencing and cleared. For construction activities outside of the plant site (transmission line, pipeline alignments) access roads, pulling sites, and storage and parking areas shall be designed, installed, and maintained with the goal of minimizing impacts to native plant communities and sensitive biological resources. Transmission lines and all electrical components shall be designed, installed, and maintained in accordance with the Avian Power Line Interaction Committee's (APLIC's) Suggested Practices for Avian Protection on Power Lines (APLIC 2006) and Mitigating Bird Collisions with Power Lines (APLIC 2004) to reduce the likelihood of large bird electrocutions and collisions. 6. Avoid Use of Toxic Substances. Road surfacing and sealants as well as soil bonding and**	**All mitigation measures and their implementation methods shall be included in the BRMIMP. Implementation of the measures shall be reported in the Monthly Compliance Reports by the Designated Biologist. Within 30 days after completion of project construction, the project owner shall provide to BLM's Authorized Officer and the CPM, for review and approval, a written construction termination report identifying how measures have been completed. The Designated Biologist shall report summarizing all available data (species of carcass, date and location collected, and cause of death) describing bird and other carcasses collected within the project site each year.**	Monthly	Ongoing				Complete All Construction (Use Mechanical completion date for Unit 3)	10-Jul-2013	30	9-Aug-2013	RC
Biological Resources	BIO-11 (Continued-2)	**8. Badger Surveys. Concurrent with the desert tortoise clearance survey, the Designated Biologist or Biological Monitors shall perform a preconstruction survey for badger dens in the project area, including areas within 250 feet of all project acilities, utility corridors, and access roads. If badger dens are found, each den shall be classified as inactive, potentially active, or definitely active. Inactive dens shall be excavated by hand and backfilled to prevent reuse by badgers. Potentially and definitely active dens shall be monitored by the Designated Biologist or Biological Monitor for three consecutive nights using a tracking medium (such as diatomaceous earth or fire clay) at the entrance. If no tracks are observed in the tracking medium after 3 nights, the den shall be excavated and backfilled by hand. If tracks are observed, the applicant shall develop and implement a trapping and relocation plan in consultation with the Designated Biologist and CDFG. BLM approval may be required prior to release of badgers on public lands. 9. Gila Monster Surveys. If a Gila monster is encountered during clearance surveys or during construction, a qualified biologist experienced with Gila monster survey and capture techniques shall capture and maintain it in a cool (<85 degrees F) environment until it can be released to a safe, suitable area beyond the construction impact zone. The biologist shall coordinate with staff and CDFG biologists in the transport and relocation of any Gila monsters encountered during project surveys, construction, or operation. 10. Avoid Vehicle Impacts to Desert Tortoise. Parking and storage shall occur within the area enclosed by desert tortoise exclusion fencing to the extent feasible. No vehicles or construction equipment parked outside the fenced area shall be moved prior to an inspection of the ground beneath the vehicle for the presence of desert tortoise. If a desert tortoise is observed, it will be left to move on its own. If it does not move within 15 minutes, a Designated Biologist or Biological Monitor may remove and relocate the animal to a safe location if temperatures are within the range described in the USFWS protocol (www.fws.gov/ventura/speciesinfo/protocols guidelines and Desert Tortoise Council 1999).**	**All mitigation measures and their implementation methods shall be included in the BRMIMP. Implementation of the measures shall be reported in the Monthly Compliance Reports by the Designated Biologist. Within 30 days after completion of project construction, the project owner shall provide to BLM's Authorized Officer and the CPM, for review and approval, a written construction termination report identifying how measures have been completed. The Designated Biologist shall report summarizing all available data (species of carcass, date and location collected, and cause of death) describing bird and other carcasses collected within the project site each year.**	Monthly	Ongoing As needed, Information reported monthly in the MCR				Complete All Construction (Use Mechanical completion date for Unit 3)	10-Jul-2013	30	9-Aug-2013	RC

Technical Area	COC	Description	Verification	Scheduled Submittal Date	Status	Date Submitted	Date Approved	NOTES	*Milestone Description*	*MILESTONE DATES*	*REQUIRED TIMING (days)*	*SCHEDULED SUBMITTAL DATE*	STATUS
Biological Resources	BIO-11 (Continued-3)	**11. Avoid Wildlife Pitfalls:** **a. Backfill Trenches. At the end of each work day, the Designated Biologist shall ensure that all potential wildlife pitfalls (trenches, bores, and other excavations) outside the area fenced with desert tortoise exclusion fencing have been backfilled. If backfilling is not feasible, all trenches, bores, and other excavations shall be sloped at a 3:1 ratio at the ends to provide wildlife escape ramps, or covered completely to prevent wildlife access, or fully enclosed with desert tortoise-exclusion fencing. All trenches, bores, and other excavations outside the areas permanently fenced with desert tortoise exclusion fencing shall be inspected periodically throughout the day and at the end of each workday by the Designated Biologist or a Biological Monitor. Should a tortoise or other wildlife become trapped, the Designated Biologist or Biological Monitor shall remove and relocate the individual as described in the Desert Tortoise Relocation/Translocation Plan. Any wildlife encountered during the course of construction shall be allowed to leave the construction area unharmed.** **b. Avoid Entrapment of Desert Tortoise. Any construction pipe, culvert, or similar structure with a diameter greater than 3 inches, stored less than 8 inches aboveground and within desert tortoise habitat (i.e., outside the permanently fenced area) for one or more nights, shall be inspected for tortoises before the material is moved, buried or capped.** **As an alternative, all such structures may be capped before being stored outside the fenced area, or placed on pipe racks. These materials would not need to be inspected or capped if they are stored within the permanently fenced area after the clearance surveys have been completed. c. Cap Heliostat Holes.** **All holes drilled for heliostats shall be capped the same day they are drilled. Caps shall remain on the holes until heliostats are inserted into the holes, and shall be securely fastened and sufficiently sturdy to cover the heliostat holes indefinitely. The caps shall exclude all wildlife, and shall be inspected weekly by the Designated Biologist or Biological Monitors to ensure that the caps remain in place and that birds and terrestrial wildlife have not become trapped.** **12. Minimize Standing Water. Water applied to construction areas and dirt roads for dust abatement shall use the minimal amount needed to meet safety and air quality standards in an effort to prevent the formation of puddles, which could attract desert tortoises, common ravens and coyotes to construction sites.**	**All mitigation measures and their implementation methods shall be included in the BRMIMP. Implementation of the measures shall be reported in the Monthly Compliance Reports by the Designated Biologist. Within 30 days after completion of project construction, the project owner shall provide to BLM's Authorized Officer and the CPM, for review and approval, a written construction termination report identifying how measures have been completed.** **The Designated Biologist shall report summarizing all available data (species of carcass, date and location collected, and cause of death) describing bird and other carcasses collected within the project site each year.**	Monthly	Ongoing As needed, Information reported monthly in the MCR				Complete All Construction (Use Mechanical completion date for Unit 3)	10-Jul-2013	30	9-Aug-2013	RC
Biological Resources	BIO-11 (Continued-4)	**13. Dispose of Roadkilled Animals. Road killed animals or other carcasses detected in the project area or on roads near the project area shall be picked up immediately and delivered to the Biological Monitor. Within 1 working day of receipt of the carcass the Biological Monitor shall contact CDFG and/or USFWS for guidance on disposal or storage of the carcass.** **14. Photographic Documentation of Bird Carcasses. On-site personnel shall photograph and record the location of all bird carcasses encountered and location data to the Designated Biologist. The Designated Biologist shall identify the bird, ascertain a cause of death if pssoible, maintain a database of this information for all bird carcasses, and each year of operationshall provide a report summarizing this information to the CPM, BLM's Authorized Officer, CDFG, and USFWS.** **15. Minimize Spills of Hazardous Materials. All vehicles and equipment shall be maintained in proper working condition to minimize the potential for fugitive emissions of motor oil, antifreeze, hydraulic fluid, grease, or other hazardous materials. The Designated Biologist shall be informed of any hazardous spills immediately as directed in the project Hazardous Materials Plan.** **Hazardous spills shall be immediately cleaned up and the contaminated soil properly disposed of at a licensed facility. Servicing of construction equipment shall take place only at a designated area. Service/maintenance vehicles shall carry a bucket and pads to absorb leaks or spills.** **16. Worker Guidelines. During construction all trash and food-related waste shall be placed in self-closing containers and removed daily from the site. Workers shall not feed wildlife or bring pets to the project site.** **Except for law enforcement personnel, no workers or visitors to the site shall bring firearms or weapons.** **Vehicular traffic shall be confined to existing routes of travel to and from the project site, and cross country vehicle and equipment use outside designated work areas shall be prohibited. The speed limit when traveling on Colosseum Road and other dirt access routes within desert tortoise habitat shall not exceed 20 miles per hour.** **17. Monitor Ground Disturbing Activities Prior to Site Mobilization. If grounddisturbing activities are required prior to site mobilization, such as for geotechnical borings or hazardous waste evaluations, a Designated Biologist or Biological Monitor shall be present to monitor any actions that could disturb soil, vegetation, or wildlife.**	**All mitigation measures and their implementation methods shall be included in the BRMIMP. Implementation of the measures shall be reported in the Monthly Compliance Reports by the Designated Biologist. Within 30 days after completion of project construction, the project owner shall provide to BLM's Authorized Officer and the CPM, for review and approval, a written construction termination report identifying how measures have been completed.** **The Designated Biologist shall report summarizing all available data (species of carcass, date and location collected, and cause of death) describing bird and other carcasses collected within the project site each year.**	Monthly	Ongoing As needed, Information reported monthly in the MCR, database kept updated				Complete All Construction (Use Mechanical completion date for Unit 3)	10-Jul-2013	30	9-Aug-2013	RC

Technical Area	COC	Description	Verification	Scheduled Submittal Date	Status	Date Submitted	Date Approved	NOTES	*Milestone Description*	*MILESTONE DATES*	*REQUIRED TIMING (days)*	*SCHEDULED SUBMITTAL DATE*	STATUS
Biological Resources	BIO-12	**The project owner shall implement a Raven Management Plan that is consistent with the most current USFWS-approved raven management guidelines, and which meets the approval of USFWS, BLM Authorized Officer, and the CPM in consultation with CDFG. The draft Raven Management Plan submitted by The applicant (CH2M Hill 2008f) shall provide the basis for the final plan, subject to review and revisions from USFWS, BLM Authorized Officer and the CPM in consultation with CDFG. The project owner shall submit payment to the project sub-account of the REAT Account held by the National Fish and Wildlife Foundation (NFWF) to support the USFWS Regional Raven Management Program. The amount shall be a one-time payment of $105 per acre of permanent disturbance.**	**At least 60 days prior to start of any project-related ground disturbance activities, the project owner shall provide BLM's Authorized Officer, the CPM, USFWS, and CDFG with the final version of a Raven Management Plan that has been reviewed by USFWS, CDFG, BLM, and the Energy Commission staff. The CPM and BLM's Authorized Officer will determine the plan's acceptability within 15 days of receipt of the final plan. All modifications to the approved Raven Management Plan shall be made only after approval by BLM's Authorized Officer and the CPM in consultation with the USFWS and CDFG. No less than 10 days prior to the start of any Project-related ground disturbance activities, the project owner shall provide documentation to the CPM, CDFG and USFWS that the one-time fee for the USFWS Regional Raven Management Program has been deposited in the REAT-NFWS subaccount for the Project. Within 60 days after completion of project construction, the project owner shall provide to the CPM for review and approval, a written report identifying which items of the Raven Management Plan have been completed, a summary of all modifications to mitigation measures made during the project's construction phase, and which items are still outstanding.**	15-Jul-2010	Approved	14-Oct-2010	10/14/2010 rev.3 **1/30/13 rev. 4**	Currently under revison not yet submitted as of 8/31/12. **Revision 4 was submitted on 10/9/12 and approved on 1/30/13**					rfs
Biological Resources	BIO-13	**The project owner shall implement a Weed Management Plan that meets the approval of BLM and the CPM. The draft Weed Management Plan submitted by the applicant (CH2M Hill 2008e) shall provide the basis for the final plan, subject to review and revisions from BLM and CPM, in consultation with USFWS, and CDFG. In addition to describing weed eradication and control methods, and a reporting plan for weed management during and after construction, the final Weed Management Plan shall include at least the following Best Management Practices as specified in BLM's Programmatic Environmental Impact Statement for Vegetation Treatments Using Herbicides on Bureau of Land Management lands in 17 Western States to prevent the spread and propagation of noxious weeds: 1. Limit the size of any vegetation and/or ground disturbance to the absolute minimum, and limit ingress and egress to defined routes. 2. Maintain vehicle wash and inspection stations and closely monitor the types of materials brought onto the site. 3. Reestablish vegetation quickly on disturb+A1ed sites. 4. Monitoring and rapid implementation of control measures to ensure early detection and eradication for weed invasions. 5. Use only weed-free straw or hay bales used for sediment barrier installations, and weed-free seed. 6. Reclamation and revegetation shall occur on all temporarily disturbed areas, including pipelines, transmission lines, and staging areas**	**At least 60 days prior to start of any project-related ground disturbance activities, the project owner shall provide BLM's Authorized Officer and the CPM with the final version of a Weed Management Plan. BLM's Authorized Officer and the CPM will determine the plan's acceptability within 15 days of receipt of the final plan. All modifications to the approved Weed Control Plan must be made only after consultation with the CPM, and BLM's Authorized Officer, in consultation with USFWS, and CDFG. Within 30 days after completion of project construction, the project owner shall provide to BLM's Authorized Officer and the CPM for review and approval, a written report identifying which items of the Weed Management Plan have been completed, a summary of all modifications to mitigation measures made during the project's construction phase, and which items are still outstanding.**	15-Jul-2010	Approved; Ongoing activities reported on in MCR Letters regarding the completion of the Weed Management Plan requirements will be issued to the agencies for all phases upon completion of Phase 3 Construction.	7-Jul-2010	10/6/2010 rev.2					RFS
Biological	BIO-14	**The project owner shall develop and implement a revised Closure, Revegetation and Rehabilitation Plan (Plan) in cooperation with BLM and Energy Commission staff, to guide site restoration and closure activities, including methods proposed for revegetation of disturbed areas immediately following construction and rehabilitation and revegetation upon closure of the facility. This plan must address preconstruction salvage and relocation of succulent vegetation from the site to an onsite nursery facility for storage and propagation of material to reclaim disturbed areas. In the case of unexpected closure, the plan assumes restoration activities could possibly take place prior to the anticipated lifespan of the plant. The Plan shall address all issues discussed in Biological Resources Appendix-B: Issues to Address in the *Closure, Revegetation and Rehabilitation Plan,* and shall include but is not limited to the following elements in the revised plan: 1. Plan Purpose: The plan shall explicitly identify the objective of the revegetation plan to be re-creation of the types of habitats lost during construction and operation of the proposed solar energy facility. The final revegetation plan shall include introduction of mid- to late-successional species. 2. Standards/Monitoring: Performance standards for success thresholds, weed cover,**	**No more than 30 days from the Energy Commission Decision and BLM Record of Decision the project owner shall provide BLM's Authorized Officer and the CPM with a draft version of the revised Closure, Revegetation and Rehabilitation Plan. At least 60 days prior to start of any project-related ground disturbance activities, the project owner shall provide BLM's Authorized Officer and the CPM with the final version of the Closure, Revegetation and Rehabilitation Plan that has been reviewed and approved by BLM Authorized Officer, and the CPM. All modifications to the approved Revegetation and Reclamation Plan must be made only after consultation with BLM's Authorized Officer and the CPM. Within 30 days after completion of project construction for each phase of development, the project owner shall provide to BLM's Authorized**	18-Jun-2010	Approved; Letters regarding the completion of the Reveg and Closure requirements will	6-Jul-2010	7-Oct-2010		Unit 3 Substantial	30-Sep-2013	30	30-Oct-2013	RFS

Technical Area	COC	Description	Verification	Scheduled Submittal Date	Status	Date Submitted	Date Approved	NOTES	*Milestone Description*	*MILESTONE DATES*	*REQUIRED TIMING (days)*	*SCHEDULED SUBMITTAL DATE*	STATUS
Resources	[illegible]	performance monitoring methods and schedule, and maintenance monitoring in the revised Plan shall be conducted as described in Biological Resources Appendix B. 3. Baseline Surveys – Baseline vegetation surveys for planning restoration efforts shall be conducted as described in Biological Resources Appendix B. 4. Vegetation Clearing: Clearing of vegetation shall be limited to areas for which final maps are provided to BLM before approval of the ROW. Clearing of vegetation will be permitted on roads, utility routes, heliostat maintenance pathways, building and parking areas, and temporary staging areas provided these are specifically documented on a georeferenced construction alignment drawing or aerial photo or shape file, showing the exact locations of soil disturbance. BLM will consider relocating specific installations prior to the beginning of construction and during construction on a case by case basis but will not approve additional acreage beyond that addressed in the current application. 5. Vegetation Mowing; Vegetation mowing shall be limited to areas adjoining vehicle pathways used for heliostat installation to allow installation of the heliostat pylon and allow for tracking clearance under the heliostat. Vegetation mowing may be repeated during the life of the facility to maintain appropriate clearance for heliostat tracking.	project owner shall provide to BLM's Authorized Officer and the CPM for review and approval, a written report identifying which items of the Closure, Revegetation and Rehabilitation Plan have been completed, a summary of all modifications to mitigation measures made during the project's construction phase, and which items are still outstanding. At least one year prior to planned closure and decommissioning the project owner shall submit to the BLM-Authorized Officer and the CPM a final Closure Plan for review to determine if revisions are needed. The project owner shall incorporate all required revisions to the final Closure Plan and submit to the BLM-Authorized Officer and the CPM no less than 90 days prior to the start of ground disturbing activities associated with closure and decommissioning activities.	18-Jun-2010	be issued to the agencies for all phases upon completion of Phase 3 Construction.	6-Jul-2010	7-Oct-2010		Substantial Completion	30-Sep-2013	30	30-Oct-2013	[illegible]
Biological Resources	BIO-14 (Continued-1)	6. Succulent Salvage: The revised Plan shall include a table that shows proposed succulent salvage by species the number of plants onsite, the lower threshold height for salvage, the number in each size class, and the fate of plants not salvaged. An inventory and map of proposed succulent transplants shall be provided as described in Appendix A. Information gained from succulent transplant experience gained in ISEGS 1 shall be applied to future salvage operations, as described in Biological Resources Appendix B. 7. Seed Handling: Seed collection, testing and application shall be conducted as described in Biological Resources Appendix B, with collection areas within 10 miles of the project boundaries and on similar terrain, soil, exposure, slope, and elevation to the project site. 8. Soil Preparation: Soil descriptions, compaction measurements, mulch application, soil storage, seed farming, mycorrhizal inoculation, and biological crust collection and storage shall be conducted as described in Biological Resources Appendix B. Soil stockpiles shall not be placed on areas that support special-status plant species or other sensitive biological resources. 9. Weed Management. Weed management activities needed to control weeds resulting from mirror washing shall be conducted as described in Biological Resources Appendix B. 10. Final Closure Plan. A Final Closure Plan, which addresses the final revegetation and rehabilitation activities upon closure and decommissioning of the project, shall be completed as part of the revised Plan. The Final Closure Plan shall include a cost estimate, adjusted for inflation, reflecting the costs of the revegetation, rehabilitation, and monitoring for the duration of time estimated to achieve the objective of recreating plant communities impacted by the project 11. The project owner shall implement the Closure, Revegetation, and Rehabilitation Plan, Revision 3, dated July 6, 2010, with the following modifications. a. The long-term soil stockpiles, as discussed in Table 5-2 of the Plan, shall be no higher than 6 feet.	No more than 30 days from the Energy Commission Decision and BLM Record of Decision the project owner shall provide BLM's Authorized Officer and the CPM with a draft version of the revised Closure, Revegetation and Rehabilitation Plan. At least 60 days prior to start of any project-related ground disturbance activities, the project owner shall provide BLM's Authorized Officer and the CPM with the final version of the Closure, Revegetation and Rehabilitation Plan that has been reviewed and approved by BLM Authorized Officer, and the CPM. All modifications to the approved Revegetation and Reclamation Plan must be made only after consultation with BLM's Authorized Officer and the CPM. Within 30 days after completion of project construction for each phase of development, the project owner shall provide to BLM's Authorized Officer and the CPM for review and approval, a written report identifying which items of the Closure, Revegetation and Rehabilitation Plan have been completed, a summary of all modifications to mitigation measures made during the project's construction phase, and which items are still outstanding. At least one year prior to planned closure and decommissioning the project owner shall submit to the BLM-Authorized Officer and the CPM a final Closure Plan for review to determine if revisions are needed. The project owner shall incorporate all required revisions to the final Closure Plan and submit to the BLM-Authorized Officer and the CPM no less than 90 days prior to the start of ground disturbing activities associated with closure and decommissioning activities.	18-Jun-2010	Approved; Letters regarding the completion of the Reveg and Closure requirements will be issued to the agencies for all phases upon completion of Phase 3 Construction.	6-Jul-2010	7-Oct-2010		Unit 3 Substantial Completion	30-Sep-2013	30	30-Oct-2013	
Biological Resources	BIO-14 (Continued-2)	b. The Preliminary Seeding Plan for Short-Term Disturbed Areas, and to be used as the basis for the seeding during final project decommissioning, shall be based upon the species list provided in Table 7-1 of the Plan rather than the species list in Table 7-2. The list may be modified at the time of decommissioning based on seed availability. c. Concrete will be removed to a minimum depth of 6 feet unless it is shown that a particular area is prone to flood hazards and a greater depth for concrete removal should be required. All concrete removed shall be hauled off the project site and disposed of in an approved facility. Crushed concrete shall not be used as backfill on the site during decommissioning. d. Succulents salvaged during project construction shall not be sold by the project owner. Should excess succulents be removed that cannot be transplanted in the Succulent Nursery Area, their disposition will be managed by BLM.	See above sections	18-Jun-2010	Approved; Letters regarding the completion of the Reveg and Closure requirements will be issued to the agencies for all phases upon completion of Phase 3 Construction.	6-Jul-2010	7-Oct-2010		Unit 3 Substantial Completion	30-Sep-2013	30	30-Oct-2013	

Technical Area	COC	Description	Verification	Scheduled Submittal Date	Status	Date Submitted	Date Approved	NOTES	*Milestone Description*	*MILESTONE DATES*	*REQUIRED TIMING (days)*	*SCHEDULED SUBMITTAL DATE*	STATUS
Biological Resources	BIO-15	**Pre-construction nest surveys shall be conducted if construction activities will occur from February 1 through August 31. The Designated Biologist or Biological Monitor conducting the surveys shall be experienced bird surveyors familiar with standard nest-locating techniques and shall perform surveys in accordance with the following guidelines: 1. Surveys shall cover all potential nesting habitat in the project site or within 500 feet of the boundaries of the site and linear facilities; 2. At least two pre-construction surveys shall be conducted, separated by a minimum 10-day interval. One of the surveys needs to be conducted within the 14-day period preceding initiation of construction activity. Additional follow-up surveys may be required if periods of construction inactivity exceed three weeks, an interval during which birds may establish a nesting territory and initiate egg laying and incubation; 3. If active nests are detected during the survey, a buffer zone (protected area surrounding the nest, the size of which is to be determined by the Designated Biologist in consultation with CDFG) and monitoring plan shall be developed. Nest locations shall be mapped and submitted, along with a report stating the survey results, to the CPM; and 4. The Designated Biologist shall monitor the nest until he or she determines that nestlings have fledged and dispersed; activities that might, in the opinion of the Designated Biologist, disturb nesting activities, shall be prohibited within the buffer zone until such a determination is made.**	**At least 10 days prior to the start of any project-related ground disturbance activities, the project owner shall provide the CPM a letter-report describing the findings of the pre-construction nest surveys, including the time, date, and duration of the survey; identity and qualifications of the surveyor (s); and a list of species observed. If active nests are detected during the survey, the report shall include a map or aerial photo identifying the location of the nest and shall depict the boundaries of the no-disturbance buffer zone around the nest.**	3-Oct-2010	Approved, Ongoing activities as needed	3-Oct-2010	7-Oct-2010	10/4/10 rev 1, 10/15/10 rev 2					COMP
Biological Resources	BIO-16	**The project owner shall implement the following measures for the <u>Burrowing Owl:</u> 1. Complete a pre-construction survey for burrowing owls for any areas subject to disturbance from construction prior to the start of initial ground disturbance activities. If burrowing owls are present within 500 feet of the project site or linear facilities, then the CDFG burrowing owl guidelines (1995) shall be implemented; 2. Monitor burrowing owl pairs within 500 feet of any activities that exceed ambient noise and/or vibration levels; 3. Establish a 500-foot set back from any active burrow and construct additional noise/visual barriers (e.g., haystacks or plywood fencing) to shield the active burrow from construction activities. Post signs (in both English and Spanish) designating presence of sensitive area; 4. Passively relocate all owls occupying burrows that will be temporarily or permanently impacted by the project and implement the following CDFG take avoidance measures: a. Occupied burrows shall not be disturbed during the nesting season (February 1 – August 31) unless a qualified biologist can verify through non-invasive methods that egg laying/incubation has not begun or juveniles are foraging independently and able to fly; b. A qualified biologist must passively relocate owls, confirm that owls have left burrows prior to ground-disturbing activities, and monitor the burrows. Once evacuation is confirmed, the biologist should hand excavate burrows and then fill burrows to prevent reoccupation; and c. Relocation of owls shall be approved by and conducted in consultation with CDFG. 5. Submit a Burrowing Owl Mitigation and Monitoring Plan to the CPM and CDFG for review and approval prior to relocation of owls (and incorporate it into the project's BRMIMP) as well as a construction termination report with results to CDFG and CPM 30 days after completing owl relocation and monitoring and at least 30 days prior to the start of commercial operation.**	**The project owner shall complete a pre-construction survey for burrowing owls for any aras subject to disturbance from construction no more than 30 days prior to the start of any project-related site disturbance activities, and submit a report to CDFG, USFWS, BLM's Authorized Officer and the CPM that describes when surveys were completed, observations, mitigation measures, and the results of the mitigation. If burrowing owls are to be protected on site or relocated, the project owner shall coordinate with and report to CDFG, USFWS, BLM and Energy Commission staff on these proposed activities in a Burrowing Owl Mitigation and Monitoring Plan. Within 30 days after completion of owl relocation and monitoring, and the start of ground disturbance or at least 90 days prior to the sale of power, the project owner shall provide to the CDFG, CPM and BLM a written construction termination report identifying how measures have been completed.**	7-Oct-2010	Approved, Ongoing activities as needed	15-Oct-2010	10/15/10 rev.2		first sale of power	1-Apr-2013	90	1-Jan-2013	COMP
Biological	BIO-17	**To fully mitigate for habitat loss and potential take of desert tortoise, the project owner shall provide Compensatory Mitigation at a 3:1 ratio for impacts to 3,582 acres or the area disturbed by the final project footprint. At least two thirds of the 3:1 mitigation requirement shall be achieved by acquisition, in fee title or in easement, of no less than 7,146 acres of land suitable for desert tortoise or twice the area disturbed by the final project footprint. The Energy Commission's compensatory mitigation requirement consists of habitat acquisition at a 2:1 ratio as well as the BLM's 1:1 desert tortoise mitigation approach of habitat enhancement.The project owner shall provide financial Security as specified in this condition in an amount sufficient to ensure the entire 3:1 mitigation requirement, including acquisition, initial habitat improvements and long-term management for the compensation lands to be acquired and the mitigation to be provided through BLM. The 1:1 compensatory mitigation, that will satisfy both the BLM's mitigation requirements and a portion of the Energy Commission's mitigation requirements, shall be developed in accordance with BLM's desert tortoise mitigation requirements as described in the Northern and Eastern Mojave Desert Management Plan (BLM 2002). BLM's compensatory mitigation**	**The Project owner shall provide the CPM with written notice prior to the start of ground-disturbing activities on the Project site. If purchase of 7,164 acres of mitigation lands as described in this condition, or as described in BIO-22 (phasing), is not completed prior to the start of grounddisturbing activities, the Project owner shall provide the CPM with approved Security prior to the start of ground-disturbing activities. The Security shall be in accordance with Item # 4 of this condition and other requirements of this condition, allowing for either Acquisition of Mitigation Lands by the project owner or use of the NFWF Account to satisfy this condition, and with BIO-22 (phasing) if the project owner elects to use that option. If the project owner elects to Deposit Funds to the NFWF Account, it shall provide documentation of deposit of the required security to the REAT-NFWF Account prior to start of ground-disturbing activities on the project site. Within 6 months of the Energy Commission decision, the project owner shall provide**	15-Sep-2010	Under Review, ROW GRANT EXTENSION	10/4/2010, Rev 1		ongoing negotiations. BLM granted 1					RA

Technical Area	COC	Description	Verification	Scheduled Submittal Date	Status	Date Submitted	Date Approved	NOTES	*Milestone Description*	*MILESTONE DATES*	*REQUIRED TIMING (days)*	*SCHEDULED SUBMITTAL DATE*	STATUS
Resources	BIO-17	plan, serving as one third of the 3:1 mitigation ratio consists of desert tortoise habitat enhancement including installation of at least 50 miles of desert tortoise exclusion fencing on roadways in the Northeastern Mojave Recovery Unit, and habitat restoration of at least 50 routes within the Desert Wildlife Management Area. The project owner may elect to satisfy the requirements of this condition by depositing funds into the Renewable Energy Action Team (REAT) Account established with the National Fish and Wildlife Foundation (NFWF) [Deposit of Funds to a NFWF Account] as described in #4 of this condition. The Energy Commission requirements for acquisition of 7,164 acres of compensation lands and habitat enhancements through BLM shall include all of the following: BLM's compensatory mitigation plan, serving as one third of the 3:1 mitigation ratio required to satisfy CESA, shall consist of desert tortoise habitat enhancement, including installation of at least 50 miles of desert tortoise exclusion fencing on roadways in the Northeastern Mojave Recovery Unit, and habitat restoration of at least 50 routes within the Desert Wildlife Management Area. Areas identified for fencing include: the boundary of the town	Commission decision, the project owner shall provide to the CPM for review and approval a Property Analysis Record (PAR) or PAR-like analysis to establish the appropriate amount for the long-term maintenance fee to fund maintenance of the proposed enhancement actions (desert tortoise exclusion fencing and DWMA route restoration). The project owner shall deposit the long-term maintenance fee into the REAT-NFWF account or another third-party recipient acceptable to the CPM in consultation with CDFG and BLM within 18 months of the Energy Commission decision. Starting with the first year following construction and continuing for the duration of project impacts, the project owner shall provide to the CPM, BLM and CDFG an annual report describing: the results of the annual inspection of fencing and rehabilitated routes; a summary of fence repairs and maintenance of reclaimed routes completed during the year; and recommendations and a cost estimate for repairs and maintenance activities needed for the upcoming year.	15-Sep-2010	EXTENSION granted until Oct 7, 2013	June 2011		BLM granted 1 year extension to 10/07/2013					RA
Biological Resources	BIO-17 (Continued-1)	of Nipton, Nipton Road between the California-Nevada border and the junction of I-15, Ivanpah Road, Interstate 15 from Nipton Road to the Ivanpah Dry Lake, US Highway 95 through Piute Valley from the California-Nevada border to the town of Goffs, opr the boundary for the community of Goffs. Some of these roads (e.g. portions of Nipton Road and Ivanpah Road) may require fencing associated with the tortoise translocation plan. Any fencing deemed necessary for toirtoise translocation would be above and beyond the 50 miles required by this mitigation measure. In lieu of acquiring lands and implementing habitat enhancement or rehabilitation activities itself, the projectowner may satisfy the requirements of this condition by depositing funds into the Renewable Energy Action Team (REAT) Account established with the National Fish and Wildlife Foundation (NFWF) in an amount equivalent to the sum of: 1) BLM's compensatory mitigation cost to cover the cost of fencing and route restoration, calculated using formulas for biological Resource Compensation/Mitigation Cost Estimate Breakdown for use with the REAT-NFWF Mitigation Account Table of Estimated Costs dated July 13, 2010; 2) the Energy Commission's Complementary Mitigation Security for acquisition; and 3) the Long-Term Maintenance of Fencing and Habitat Restoration Fee; and 3) the NFWF administrative fee calculation, as shown in the following table: Biological Resources Mitigation/Compensation Cost Estimate Table - July 13, 20101 corrected Desert Tortoise Compensation Number of Acres 3582 Estimated number of parcels to be acquired, at 40 acres per parcel2 90 Land cost at $1000/acre3 $ 3,582,000.00 Level 1 Environmental Site Assessment at $3000/parcel $ 270,000.00 Appraisal at no less than $5,000/parcel $ 450,000.00 Initial site work - clean-up, restoration or enhancement, at $250/acre4 $ 895,500.00 Closing and Escrow Cost at $5000/parcel5 $ 450,000.00 Biological survey for determining mitigation value of land (habitat based with species specific augmentation) at $5000/parcel $ 450,000.00	A minimum of three months prior to acquisition of the property, the project owner shall submit a formal acquisition proposal to the CPM, CDFG, USFWS and BLM describing the parcels intended for purchase. No later than 18 months following the publication of the Energy Commission Decision the project owner shall provide written verification to the CPM and CDFG that the Energy Commission compensation lands or conservation easements have been acquired and recorded in favor of the approved recipient(s). The project owner, or an approved third party, shall complete and provide written verification of the proposed compensation lands acquisition within 18 months of the start of project ground disturbing activities. If NFWF or another approved third party is being used for the acquisition, the project owner shall nsure that funds needed to accomplish the acquisition are transferred in timely manner to facilitate the planned acquisition and to ensure the land can be acquired and transferred prior to the 18-month deadline. Within six months of the land or easement purchase, as determined by the date on the title, the project owner, or an approved third party, shall provide CDFG and the CPM with a management plan for the Energy Commission compensation lands and associated funds. The CPM shall review and approve the management plan, in consultation with CDFG, BLM and the USFWS. Within 90 days after completion of project construction, the project owner shall provide to the CPM and CDFG an analysis with the final accounting of the amount of habitat disturbed during project construction. If habitat disturbance exceeds 3,582 acres, the project owner shall provide a compensation plan to the CMP and CDFG for their reviewand approval, in consultation with CDFG, BLM and the USFWS. The compensation plan shall be submitted no later than 90 days from the CPM's receipt of the final accounting, and shall include a description of additional funds required or lands that must be purchased to compensate for the unanticipated habitat disturbances, and a schedule for that acquisition or funding inclusive of all associated long-term management and maintenance and enhancement costs.	15-Sep-2010	Under Review	10/4/2010, Rev 1 June 2011		ongoing negotiations. BLM granted 1 year extension to 10/07/2013					RA

Technical Area	COC	Description	Verification	Scheduled Submittal Date	Status	Date Submitted	Date Approved	NOTES	*Milestone Description*	*MILESTONE DATES*	*REQUIRED TIMING (days)*	*SCHEDULED SUBMITTAL DATE*	STATUS
Biological Resources	BIO-17 (Continued-2)	**3rd Party Administrative Costs (Land Cost x 10%)6 $ 358,200.00** **Agency cost to accept land donation7 (Land Cost x 15%) x 1.17 (17% of the 15% for overhead) $ 628,641.00** **SUBTOTAL - Acquisition and Initial Site Work $ 7,084,341.00** **Long-term Management and Maintenance Fund (LTMM) fee at $1450/acre 8 $ 5,193,900.00** **NFWF Fees Establish Project Specific Account $ 12,000.00** **NFWF Management fee³ for Acquisition and Enhancement Actions (Subtotal x 3%) $ 212,530.23** **NFWF Management Fee for LTMM account (LTMM x 1%) $ 51,939.00** **Subtotal of NFWF Fees $ 276,469.23** **TOTAL Estimated cost for deposit in project specific REAT-NFWF Account $ 12,554,710.23** **acquisition of 7,164 acres of compensation lands and maintenance of fencing and habitat enhancements shall include the following:** **1. Responsibility for Acquisition of Lands: The project owner may delegate its responsibility for acquisition of compensation lands to a third party, such as a non-governmental organization supportive of Mojave Desert habitat conservation. Such delegation shall be subject to approval in writing by the CPM, in consultation with BLM, CDFG and USFWS, prior to land acquisition, enhancement or management activities. If habitat disturbance exceeds that described in this analysis, the project owner shall be responsible for funding acquisition, habitat improvements and long-term management of additional compensation lands or additional funds required to compensate for any additional habitat disturbances. Additional funds shall be based on the adjusted market value of compensation lands at the time of construction to acquire and manage habitat. Water and mineral rights shall be included as part of the land acquisition. Agreements to delegate land acquisition to CDFG or an approved third party and to manage compensation lands shall be implemented within 18 months of the Energy Commission's decision.**	**If the project owner elects to satisfy its mitigation obligations by paying an in-lieu fee instead of acquiring compensation lands, pursuant to Fish and Game code sections 2069 and 2099 or any other applicable in-lieu fee provision, the Project owner shall notify the Commission that it would like a determination that the Project's in-lieu fee proposal meets CEQA and CESA requirements.** **No more than 60 days prior to ground-disturbing project activities, the project owner shall provide to the CPM for review and approval a PAR or PAR-like analysis to establish the appropriate amount for the long-term maintenance fee to fund maintenance of the proposed enhancement actions (desert tortoise exclusion fencing and DWMA route restoration).** **No more than 30 days prior to ground-disturbing project activities, the project owner shall deposit the long-term maintenance fee to the REAT-NFWF account or another third-party recipient approved by the CPM in consultation with CDFG.** **Starting with the first year following construction and continuing for the duration of project impacts, the project owner shall provide to the CPM and CDFG an annual report describing: the results of the annual inspection of fencing and rehabilitated routes; a summary of fence repairs and maintenance of reclaimed routes completed during the year; and recommendations and a cost estimate for repairs and maintenance activities needed for the upcoming year.** **If the project owner elects to satisfy its mitigation obligations by paying an in-lieu fee instead of acquiring compensation lands, pursuant to Fish and Game code sections 2069 and 2099 or any other applicable in-lieu fee provision, the Project owner shall notify the Commission that it would like a determination that the Project's in-lieu fee proposal meets CEQA and CESA requirements.**	40436	Under Review	10/4/2010, Rev 1 June 2011		ongoing negotiations. BLM granted 1 year extension to 10/07/2013					```
Biological Resources	BIO-17 (Continued-3)	**2. Selection Criteria for Compensation Lands. The compensation lands selected for acquisition shall:** **a. be as close to the project site as possible;** **b. provide good quality habitat for desert tortoise with capacity to regenerate naturally when disturbances are removed;** **c. be near larger blocks of lands that are either already protected or planned for protection, or which could feasibly be protected long-term by a public resource agency or a non-governmental organization dedicated to habitat preservation;** **d. be connected to lands currently occupied by desert tortoise, ideally with populations that are stable, recovering, or likely to recover;** **e. not have a history of intensive recreational use or other disturbance that might make habitat recovery and restoration infeasible;** **f. not be characterized by high densities of invasive species, either on or immediately adjacent to the parcels under consideration, that might jeopardize habitat recovery and restoration, and** **g. not contain hazardous wastes.** **3. Review and Approval of Compensation Lands Prior to Acquisition. A minimum of three months prior to acquisition of the property, the project owner shall submit a formal acquisition proposal to the CPM, CDFG, USFWS and BLM describing the parcel(s) intended for purchase. This acquisition proposal shall discuss the suitability of the proposed parcel(s) as compensation lands for desert tortoise in relation to the criteria listed above. Approval from the CPM, in consultation with BLM, CDFG, and the USFWS, shall be required for acquisition of all parcels comprising the 7,164 acres.**	**See above sections**	15-Sep-2010	Under Review	10/4/2010, Rev 1 June 2011		ongoing negotiations. BLM granted 1 year extension to 10/07/2013					RA

Technical Area	COC	Description	Verification	Scheduled Submittal Date	Status	Date Submitted	Date Approved	NOTES	*Milestone Description*	*MILESTONE DATES*	*REQUIRED TIMING (days)*	*SCHEDULED SUBMITTAL DATE*	STATUS
Biological Resources	BIO-17 (Continued-4)	**4. Energy Commission Compensation Land Mitigation Security The project owner shall provide financial assurances to the CPM and CDFG with copies of the document(s) to BLM and the USFWS, to guarantee that an adequate level of funding is available to implement the mitigation requirements described in this condition (Condition of Certification BIO-17). The CPM funds shall use the Security solely for implementation of the mitigation measures associated with the project in the event the mitigation is not provided as required in this condition. The Security may be in the form of an irrevocable letter of credit, a pledged savings account or another form of security ("Security") approved by the CPM. Security must be provided to the CPM prior to initiating ground-disturbing project activities. Prior to submittal to the CPM, the Security shall be approved by the CPM. The Security estimates described below and in Biological Resources Table 1 (Estimate of Total Security), Table 2 (Estimate of Phase 1Security), and Table 3 (Estimate of Phase 2 Security) are based on the most current guidance from the REAT agencies (Desert Renewable Energy REAT Biological Resource Compensation/Mitigation Cost Estimate Breakdown for use with the REAT-NFWF Mitigation Account, July 23, 2010) and may be revised with updated information. [These tables are new text to the PMPD but are not marked as such for ease of reading.] The Security shall be provided in conformance with one of the following two options or a combination of the two options if approved by the CPM:**	**See above sections**	15-Sep-2010	UNDER REVIEW	10/4/2010, Rev 1 June 2011		ongoing negotiations. BLM granted 1 year extension to 10/07/2013					RA
Biological Resources	BIO-17 (Continued-5)	**a. Project Owner Acquisition of Compensation Lands - If the project owner is locating, acquiring and protecting compensation landsitself, the project owner shall provide the CPM with Security in the estimated amount of $33,183,648 prior to initiating any grounddisturbingproject-related activities; if the project owner elects toconstruct the project in two phases in accordance with Condition of Certification BIO-22, the project owner shall provide Security in the amount of $11,876,448 prior to initiating any grounddisturbing activities associated with Phase 1, and shall provide Security in the amount of $21,307,200 prior to initiating any ground-disturbing activities associated with Phase 2; or b. Deposit of Funds to a NFWF Account – If the project owner elects to comply with mitigation requirements by funding NFWF's implementation of the project's mitigation, the project owner shall deposit funds in the estimated amount of $33,909,523 to the NFWF Account; if the project owner elects to construct the project in two phases in accordance with Condition of Certification BIO-22, the project owner shall deposit funds in the amount of $12,163,207prior to initiating any ground-disturbing activities associated with Phase 1, and shall provide Security in the amount of $21,788,316 prior to initiating any grounddisturbing activities associated with Phase 2. Actual Cost. The actual cost to comply with this condition will vary depending on the final footprint of the Project, and the actual costs of acquiring, improving and managing the compensation lands. Regardless of actual cost, the project owner shall be responsible for implementing all aspects of this condition.**	**See above sections**	15-Sep-2010	UNDER REVIEW	10/4/2010, Rev 1 June 2011		ongoing negotiations. BLM granted 1 year extension to 10/07/2013					RA
Biological Resources	BIO-17 (Continued-6)	**5. Compensation Lands Acquisition Conditions The project owner shall comply with the following conditions relating to acquisition of the Energy Commission compensation lands after the CDFG and the CPM, in consultation with BLM, CDFG and the USFWS, have approved the proposed compensation lands and received Security as applicable and as described above. a. Preliminary Report: The project owner, or approved third party, shall provide a recent preliminary title report, initial hazardous materials survey report, biological analysis, and other necessary documents for the proposed 7,164 acres. All documents conveying or conserving compensation lands and all conditions of title/easement are subject to a field review and approval by CDFG and the CPM, in consultation with BLM and the USFWS, California Department of General Services and, if applicable, the Fish and Game Commission and/or the Wildlife Conservation Board. b. Title/Conveyance: The project owner shall transfer fee title or a conservation easement to the 7,164 acres of compensation lands to CDFG under terms approved by the CPM and**	**See above sections**	15-Sep-2010	Under Review; Revised June 2011	10/4/2010, Rev 1 June 2011							
Biological Resources	BIO-17 (Continued-7)	**c. Initial Habitat Improvement Fund. The project owner shall fund the initial protection and habitat improvement of the 7,164 acres. Alternatively, a non-profit organization may hold the habitat improvement funds if they are qualified to manage the compensation lands (pursuant to California Government Code section 65965) and if they meet the approval the CPM in consultation with CDFG. If CDFG takes fee title to the compensation lands, the habitat improvement fund must go to CDFG. d. Long-term Management Maintenance Fund. Prior to ground-disturbing project activities, the project owner shall provide to CDFG a nonwasting capital endowment in the amount determined through the Property Analysis Record (PAR) or PAR-like analysis that will beconducted for the 7,164 acres. Alternatively, a non-profit organization may hold the long-term management and maintenance fees if they are qualified to manage the compensation lands (pursuant to California Government Code section 65965) and if they meet the approval of the CPM in consultation with CDFG. If CDFG takes fee title to the compensation lands, the long-term management and maintenance fee must go to CDFG, where it will be held in the special deposit fund established pursuant to California Government Code section 16370. If the special deposit fund is not used to manage the long-term management and maintenance fund, the California Wildlife Foundation or similarly approved entity identified by CDFG shall manage the long-term management and aintenance fund for CDFG and with CDFG supervision.**	**See above sections**	15-Sep-2010	Under Review; Revised June 2011	10/4/2010, Rev 1 June 2011							

Technical Area	COC	Description	Verification	Scheduled Submittal Date	Status	Date Submitted	Date Approved	NOTES	*Milestone Description*	*MILESTONE DATES*	*REQUIRED TIMING (days)*	*SCHEDULED SUBMITTAL DATE*	STATUS
Biological Resources	BIO-17 (Continued-8)	**e. Interest, Principal, and Pooling of Funds. The project owner and the CPM in consultation with the CDFG, shall ensure that an agreement is in place with the long-term management and maintenance fund holder/manager to ensure the following conditions: • Interest. Interest generated from the initial capital endowment shall be available for reinvestment into the principal and for the long-term operation, management, and protection of the approved compensation lands, including reasonable administrative overhead, biological monitoring, improvements to carrying capacity, law enforcement measures, and any other action approved by CDFG designed to protect or improve the habitat values of the compensation lands. •Withdrawal of Principal. The long-term management and maintenance fund principal shall not be drawn upon unless such withdrawal is deemed to ensure the continued viability of the species on the 7,164 acres. • Pooling Long-Term Management and Maintenance Funds. CDFG, or a CPM approved non-profit organization qualified to hold long-term management and maintenance fund pursuant to California Government Code section65965, may pool the long-term management and maintenance fund with other such funds for the operation, management, and protection of the 7,164 acres for local populations of desert tortoise. However, for reporting purposes, the long-term management and maintenance fund must be tracked and reported individually to the CDFG and CPM. • Reimbursement Fund. The project owner shall provide reimbursement to the CPM, CDFG or an approved third party for reasonable expenses incurred during title, easement, and documentation review; expenses incurred from other state or state approved federal agency reviews; and overhead related to providing compensation lands. The project owner is responsible for all compensation lands acquisition/easement costs, including but not limited to, title and document review costs, as well as expenses incurred from other state agency reviews and overhead related to providing compensation lands to the department or approved third party; escrowfees or costs; environmental contaminants clearance; and other site cleanup measures.**	**See above sections**	15-Sep-2010	Under Review	10/4/2010, Rev 1 June 2011		ongoing negotiations. BLM granted 1 year extension to 10/07/2013					RA
Biological Resources	BIO-17 (Continued-9)	**6. Long-term Maintenance of Fencing and Habitat Restoration. In addition to the funding described above for the acquisition, enhancement and management of the Energy Commission compensation lands, the Project owner shall provide sufficient funds to ensure that long-term management and maintenance is provided for the habitat improvements required by BLM for the ISEGS project, including fencing of roads in the Northeastern Mojave Recovery Unit, and habitat restoration of routes in the Desert Wildlife Management Area. The maintenance shall occur as long as the roads continue to operate as functional roadways and for the duration of project impacts. This long-term maintenance fee shall be calculated upon completion of a Property Analysis Record (PAR) or PAR-like analysis of the proposed enhancement actions, and shall be sufficient to fund annual inspections and repairs/maintenance of all fencing and habitat improvements completed as part of the BLM mitigation requirements for the ISEGS project. The Project owner may choose to satisfy its mitigation obligations identified in this Decision by paying an in lieu fee instead of acquiring compensation lands, pursuant to Fish and Game code sections 2069 and 2099 or any other applicable in-lieu fee provision, to the extent the in-lieu fee provision is found by the Commission to be in compliance with CEQA and CESA requirements.**	**See above sections**	15-Sep-2010	Under Review	10/4/2010, Rev 1 June 2011		ongoing negotiations. BLM granted 1 year extension to 10/07/2013					RA
Biological Resources	BIO-18	**The project owner shall implement the following measures to avoid and minimize impacts to special-status plant species. Items 2, 3, 5, 6, 7, 10, and 11 are recommended exclusively by Energy Commission staff. 1. <u>On-Site Plant Avoidance/Minimization Areas:</u> To the extent feasible the project owner shall avoid and minimize disturbance to all special-status plant species within the project site. Impact avoidance (i.e., protection from project-related impacts of any kind through removal of acreage from the project footprint) and impact minimization efforts shall occur in all feasible locations. Impact avoidance shall focus on areas that support the highest density and diveristy of special-status plant species and shall remove, at a minimum, the three areas totaling 476 acres and labeled "Rare Plant Mitigation Area" in Project Description Figure 13 from the project footprint. The natural gas pipeline shall be aligned and narrowed to avoid special-status plant occurrences north of Ivanpah 3 as depicted in Project Description Figure 13. Impact minimization shall be conducted throughout the site. Impact minimization within the solar field shall consist of protecting small perimeters ("halos")r- Mojave milkweed, desert pincushion, and Rusby's desert-mallow plants as indicated in the applicant's January 2010 draft plan (Exhibit 81, Appendix B).**	**No less than 30 days following the publication of the Energy Commission Decision (ECD) the owner shall submit final maps and design drawings depicting the location of Special-Status Plant Protection Areas (SSPPA) within and adjacent to the project site, and shall identify the species and numbers of plants within each of the SSPPAs. No less than 30 days following publication of ECD owner shall submit draft versions of the SSPP & Monitoring Plan, the SSPA Remedial Action Plan, the Seed Collection Plan, and the Gas Pipeline Revegetation Monitoring Plan for review by the CPM, BLM's AA, and CDFG. The owner shall also provide a cost estimate for implementation of these plans which is subject to approval by the CPM, BLM's AA, and the CDFG. The final plans shall be submitted for approval by the CPM, in consultation with BLM's AA, CDFG, and CNPS within 90 days of the publication of the Commission Decision. The final plans shall be incorporated into the BRMIMP. At this time, the owner shall also provide security sufficient to fund the implementation of the plans.**	6/18/10 Gas Pipeline Plan 11/1/2010 SS Plant Plan 11/10/2010 SS Plant Remedial Action Plan (Seed Collection Plan included)	Approved Nov 9, 2010 rev 0	7/2/2010 (Gas Pipeline Plan) 11/1/2010 SS Plant Plan 11/10/2010 SS Plant Remedial Action Plan (Seed Collection Plan included)	Nov 9, 2010 rev 0		January 31st Annually Post Contruction	31-Jan-2012	366	31-Jan-2013	
Biological Resources	BIO-18 (continued)	**2. <u>Protection Goals</u> : The project owner shall implement all feasible measures to protect 75 percent of the individuals of Mojave milkweed, Rusby's desert-mallow, desert pincushion, nine-awned pappus grass, and Parish's club-cholla within the project area (as mapped in Figure 5-3 of the applicant's final botanical survey report [CH2M Hill 2008x]). Each year during construction the measurement of percent protection achieved shall be calculated based on a comparison of numbers of individuals of each of these five species present in this area identified before construction compared to numbers remaining post-construction These pre- and postconstruction plant numbers shall be based on floristic surveys conducted by a qualified botanist.**	**Within 30 days of the start of construction, the owner shall submit copies of the contract with the CPM-approved seed contractor and the check for seed collection and curation fees to the CPM. The project owner shall identify special-status plants occurrences within 250 feet of the project fence line during the pre-construction plant surveys described above. A qualified botanist shall delineate the boundaries of these special status plant occurrences at least 30 days prior to the initiation of ground disturbing activities**										

Technical Area	COC	Description	Verification	Scheduled Submittal Date	Status	Date Submitted	Date Approved	NOTES	*Milestone Description*	*MILESTONE DATES*	*REQUIRED TIMING (days)*	*SCHEDULED SUBMITTAL DATE*	STATUS
Biological Resources	BIO-18 (continued-1)	3. Identify and Establish Special-Status Plant Protection Areas: The project owner shall identify Special-Status Plant Protection Areas for exclusion from the project footprint and avoidance of project-related impacts of any kind to facilitate achieving the 75 % protection goal. To accurately identify the boundaries of these areas, pre-construction floristic surveys shall be conducted by a qualified botanist at the appropriate time of year for special-status plant identification including both spring and summer/fall blooming periods. Summer/fall surveys will be conducted after rains thart are likely to cause plant germination and may be suspended in years where no such rains occurs. The surveys shall encompass at a minimum the three areas totalling 476 acres and labelled "Rare Plant Mitigation Area" in Project Description Figure 13 and shall extend 150 feet on both sides of the proposed gas pipeline alignment and 250 feet out from the project fenceline. The locations of the Special-Status Plant Protection Areas shall be clearly depicted on all final	On January 31st of each year following construction the owner's qualified botanist shall submit a report, including CNDDB field survey forms, describing results of off-site plant surveys for Mojave milkweed and Rusby's desert-mallow to the BLM's authorized officer, the CPM, CDFG, and CNDDB. Submittal of survey reports shall continue for a maximum of 10 years until the same number of occurrences in the project area excluding the occurrences of Special-Status Plant Protection Areas.										
Biological Resources	BIO-18 (continued-2)	4. Protection of Adjacent Occurrences: The project owner shall identify special-status plants occurrences within 250 feet of the project fenceline during the pre-construction plant surveys described above. A qualified botanist shall delineate the boundaries of these special status plant occurrences prior to the initiation of ground disturbing activities. These flagged special status plant occurrences shall be designated as Environmentally Sensitive Areas on plans and specifications, and shall be protected from accidental impacts during construction (e.g. vehicle traffic, temporary placement of soils or vegetation) and from theindirect impacts of project operation (e.g., herbicide spraying, changes in upstream hydrology, etc).	The project owner's qualified botanist shall submit a completion report documenting fulfillment of target goals & which describe the number of new, previously undiscovered occurrences identified & mapped using GIS techniques for each species. Mapping results shall include GPS coordinates of the plants found. The DB shall maintain written & photographic records of the tasks described above, and summaries of these records shall be submitted along with the MCR to the CPM, BLM AA, and CDFG. During operation, the DB shall submit record summaries in the Annual Compliance Report for a period not < 10 years for the Gas Pipeline Revegetation Plan, and for the life of the project for the SSPP and Monitoring Plan, and the SSP Remedial Action Plan, including funding for the seed storage. No less than 90 days prior to acquisition of the parcel (s) containing or adjacent to a known Mojave milkweed occurrence, the project owner, or a third-party approved by the CPM, in consultation with CDFG, shall submit a formal acquisition proposal to the CPM and CDFG describing the parcel(s) intended for purchase.	6/18/10 Gas Pipeline Plan 11/1/2010 SS Plant Plan 11/10/2010 SS Plant Remedial Action Plan (Seed Collection Plan included)	Approved	7/2/2010 (Gas Pipeline Plan) 11/1/2010 SS Plant Plan 11/10/2010 SS Plant Remedial Action Plan (Seed Collection Plan included)	Nov 9, 2010 rev 0						
Biological Resources	BIO-18 (continued-2a)	5. Develop and Implement a Special-Status Plant Protection and Monitoring Plan: The project owner shall develop and implement a Special-Status Plant Protection and Monitoring Plan for special-status plants occurring within the Special-Status Plant Protection Areas and on-site areas designated for impact minimization. The goal of the Special-Status Plant Protection and Monitoring Plan shall be to maintain the special-status plant species as healthy, reproductive populations that can be sustained in perpetuity. At a minimum, the Special-Status Plant Protection and Monitoring Plan shall: • establish baseline conditions and numbers of the plant occurrences in all protected areas (i.e., those to be excluded from the footprint and on-site ares to be protected) and success standards for protection of pecial-status plant occurrences; • provide information about microhabitat preferences and fecundity, essential pollinators, reproductive biology, and propagation and culture requirements for each special-status species; • describe measures (e.g., fencing, signage) to avoid direct construction and operation impacts to special-status plants within all protected areas; • describe measures to avoid or minimize indirect construction and operations impacts to special-status plants within protected areas (e.g., runoff from mirror-washing, use of soil stabilizers/tackifiers, alterations of hydrology from drainage diversions, erosion/sedimentation from disturbed soils upslope, herbicide drift, the spread of non-native plants, etc). • provide a monitoring schedule and plan for assessing the numbers and condition of special-status plants; and • identify specific triggers for remedial action (e.g., numbers of plants dropping below a threshold);	Draft agreements to delegate land acquisition to CDFG or an approved third party and agreements to manage compensation lands shall be submitted to Energy Commission staff for review and approval (in consultation with CDFG) prior to land acquisition. Such agreements shall be mutually approved and executed at least 60 days prior to start of any project-related ground disturbance activities. The project owner shall provide written verification to the CPM that the compensation lands have been acquired and recorded in favor of the approved recipient(s). Alternatively,before beginning project ground disturbing activities, the project owner shall provide Security in accordance with this condition. Within 90 days after the land purchase, as determined by the date on the title, the project owner shall provide the CPM with a management plan for review and approval, in consultation with CDFG, for the compensation lands and associated funds.	6/18/10 Gas Pipeline Plan 11/1/2010 SS Plant Plan 11/10/2010 SS Plant Remedial Action Plan (Seed Collection Plan included)	Approved	7/2/2010 (Gas Pipeline Plan) 11/1/2010 SS Plant Plan 11/10/2010 SS Plant Remedial Action Plan (Seed Collection Plan included)	Nov 9, 2010 rev 0						

Technical Area	COC	Description	Verification	Scheduled Submittal Date	Status	Date Submitted	Date Approved	NOTES	*Milestone Description*	*MILESTONE DATES*	*REQUIRED TIMING (days)*	*SCHEDULED SUBMITTAL DATE*	STATUS
Biological Resources	BIO-18 (continued-3)	**6. Develop Special-Status Plant Remedial Action Plan: The project owner shall develop a detailed Special-Status Plant Remedial Action Plan to be implemented if special-status plants within the 476 acres of protected area and on-site minimization "halos" fail to meet success standards described in the Special-Status Plant Protection and Monitoring Plan. The Plant Remedial Action Plan shall include specifications for ex-situ/offsite conservation of seed and other propagules, and the seed bank and other symbionts contained in the topsoil where these plants occur. The remedial measures described in the Plant Remedial Action Plan shall not substitute for plant protection or other mitigation measures. The Special-Status Plant Remedial Action Plan shall include, at a minimum:** **• guidelines for pre-construction seed collection (and/or other propagules) for each species;** **• specifications for collecting, storing, and preserving the upper layer of soil containing seed and important soil organisms;** **• detailed replacement planting program with biologically meaningful quantitative and qualitative success criteria (see Pavlik 1996), monitoring specifications, and triggers for remedial action; and** **• ecological specifications for suitable planting sites.** **7. Seed Collection : Implementation of the Special-Status Plant Remedial Action Plan would require a source of local source of seeds/propagules. In addition, seed collection would serve to preserve germplasm in the event that all mitigation fails. The project owner shall develop and implement a Seed Collection Plan to collect and store seed for Mojave milkweed, Rusby's desert-mallow, desert pincushion, nine-awned pappus grass, and Parish's club-cholla. The source of these seeds shall be from plants proposed for removal within the project footprint. The project owner shall engage the services of a qualified contractor approved by the CPM to undertake seed collection and storage.**	**See above sections**	6/18/10 Gas Pipeline Plan 11/1/2010 SS Plant Plan 11/10/2010 SS Plant Remedial Action Plan (Seed Collection Plan included)	Approved	7/2/2010 (Gas Pipeline Plan) 11/1/2010 SS Plant Plan 11/10/2010 SS Plant Remedial Action Plan (Seed Collection Plan included)	Nov 9, 2010 rev 0						
Biological Resources	BIO-18 (continued-4)	**8. Gas Pipeline Revegetation and Monitoring: In the natural gas pipeline construction corridor where disturbed soils will be revegetated, the topsoil excavated shall be segregated, kept intact, and protected, under conditionsshown to sustain seed bank viability. At a minimum, the top 2 cm of the soil shall be separately stored and preserved. Topsoil salvage, storing, and replacement shall be replaced in its original vertical orientation following pipeline installation ensuring the integrity of the top 2 cm in particular. The project owner shall prepare a Gas Pipeline Revegetation and Monitoring Plan targeted at re-establishment of Rusby's desert-mallow, desert pincushion, Mojave milkweed, and potentially other special-status plant species. The Gas Pipeline Revegetation and Monitoring Plan shall identify success criteria for re-establishment and shall continue for a period of no lessthan 10 years until the defined success criteria are achieved.The Gas Pipeline Revegetation and Monitoring Plan shall include measures for seeding or other remedial actions. If no individuals of Rusby's desert-mallow, desert pincushion, or Mojave milkweed, are located during the first year of monitoring, the project owner shall conduct supplemental seeding or other remedial measures in the area disturbed by natural gas pipeline installation.**	**See above sections**	6/18/10 Gas Pipeline Plan 11/1/2010 SS Plant Plan 11/10/2010 SS Plant Remedial Action Plan (Seed Collection Plan included)	Approved	7/2/2010 (Gas Pipeline Plan) 11/1/2010 SS Plant Plan 11/10/2010 SS Plant Remedial Action Plan (Seed Collection Plan included)	Nov 9, 2010 rev 0						
Biological Resources	BIO-18 (continued-5)	**9. Surveys on Acquired and Public Lands: The project owner shall conduct floristic surveys for Rusby's desert-mallow and Mojave milkweed on all lands that will be acquired as part of the desert tortoise compensatory mitigation requirements (see Condition of Certification BIO-17). The goal of the surveys shall be to identify at least the same number of occurrences on off-site compensation or public lands as the number of occurrences in the project area excluding the occurrences in the Special-Status Plant Protection Areas in Project Description Figure 13. If this goal is not met by surveys on proposed acquisition lands, additional surveys shall be conducted within suitable habitat on public lands. To be counted toward fulfillment of the goal the occurrences must reflect new data not previously documented in other survey efforts. The survey requirements shall include the following:** **• All surveys shall be conducted by a qualified botanist in accordance with BLM, CDFG, and CNPS plant survey guidelines;** **• Surveys shall occur the first spring after construction begins and continue each year for a maximum of ten years until the same number of Mojave Milkweed and Rusby's desert-mallow occurrences are identified on acquisition lands and/or public lands as located outside Special-Status Plant Protection Areas;** **• For each year surveys are conducted yearly survey results shall be provided to the CPM, BLM's Authorized Officer and CDFG, and shall include CNDDB field survey forms for all special-status plant species encountered during the surveys; and** **• All field survey forms shall be submitted to the CNDDB at the time of submittal to the CPM, BLM and CDFG; and**	**See above sections**	6/18/10 Gas Pipeline Plan 11/1/2010 SS Plant Plan 11/10/2010 SS Plant Remedial Action Plan (Seed Collection Plan included)	Approved	7/2/2010 (Gas Pipeline Plan) 11/1/2010 SS Plant Plan 11/10/2010 SS Plant Remedial Action Plan (Seed Collection Plan included)	Nov 9, 2010 rev 0						

Technical Area	COC	Description	Verification	Scheduled Submittal Date	Status	Date Submitted	Date Approved	NOTES	*Milestone Description*	*MILESTONE DATES*	*REQUIRED TIMING (days)*	*SCHEDULED SUBMITTAL DATE*	STATUS
Biological Resources	BIO-18 (continued-6)	**• The project owner's qualified botanist shall submit a completion report documenting fulfillment of the target goals and which describe the number of new, previously undiscovered occurrences identified and mapped. Locations shall be reported with GPS coordinates compatible with inclusion in a GIS database. 10. Security for Implementation of Plans : The project owner shall provide security adequate to fund implementation of the Special-Status Plant Protection and Monitoring Plan, the the Special-Status Plant Remedial Action Plan for the life of the project, as well as the Seed Collection Plan, and the Gas Pipeline Revegetation Monitoring Plan. 11. Acquire Off-Site Occurrence of Mojave Milkweed or Adjacent Land: The project owner shall acquire, in fee or in easement, a parcel or parcels of land that includes at least 30 acres supporting a viable occurrence of Mojave milkweed (or suitable habitat adjacent to a known occurrence). The terms and conditions of this acquisition or easement shall be as described in Condition of Certification BIO-17with the additional criteria that the Mojave milkweed mitigation lands: 1) provide habitat for the special-status plant species that is of similar or better quality (e.g., in terms of native plant composition) than that impacted; 2) contain OR abut a known occurrence of Mojave milkweed, ideally with populations that are stable, recovering, or likely to recover, that shares the same watershed as the land; and 3) be adequately sized and buffered to support self-sustaining special-status plant populations. These mitigation lands may be included with the desert tortoise mitigation lands ONLY if the above criteria are met. If sufficient new Mojave milkweed occurrences are discovered on desert tortoise compensation lands (not public lands) in accordance with item 9 above prior to acquiring this land, the associated security shall be refunded to the project owner.**	**See above sections**	6/18/10 Gas Pipeline Plan 11/1/2010 SS Plant Plan 11/10/2010 SS Plant Remedial Action Plan (Seed Collection Plan included)	Approved	7/2/2010 (Gas Pipeline Plan) 11/1/2010 SS Plant Plan 11/10/2010 SS Plant Remedial Action Plan (Seed Collection Plan included)	Nov 9, 2010 rev 0						
Biological Resources	BIO-19	**To compensate for project impacts to Nelson's bighorn sheep the project owner shall finance, construct and manage an artificial water source in the eastern part of the Clark Mountain range or in the State Line Hills outside of designated Wilderness. The project owner shall monitor and control noxious and invasive weeds within 100 feet of the artificial water source. Control of weeds shall be coordinated with the CPM and BLM staff and shall consist of removal by mechanical methods, rather than herbicides. To minimize potential impacts to Nelson bighorn sheep, the project owner shall not use barbed wire fence on the northern perimeter of the Ivanpah 3 site, unless the project owner provides evidence that such fencing is essential for security reasons.**	**Within 60 days of publication of the Energy Commission Decision the project owner shall submit to the BLM's Authorized Officer, the CPM and CDFG a Draft Bighorn Sheep Mitigation Plan identifying a proposed location for the artificial water source and providing plans for its construction and management. At least 60 days prior to start of any project-related ground disturbance activities, the project owner shall provide BLM's Authorized Officer and the CPM with the final version of the Bighorn Sheep Mitigation Plan that has been reviewed and approved by the CPM. BLM, and CDFG, BLM's Authorized Officer and the CPM will determine the plan's acceptability within 30 days of receipt of the final plan. No later than 18 months following the publication of the Energy Commission Decision, the project owner shall provide written verification to BLM's Authorized Officer and the CPM that the construction of the artificial water source has been completed. At the same time, the project owner shall provide evidence of an agreement (Memorandum of Understanding) and a funding mechanism to provide ongoing maintenance of the water source by CDFG or some other party approved by BLM's Authorized Office and the CPM.**	12-Jul-2010	APPROVED	7/30/2010; Jan 2012 Rev 1 submitted	OCTOBER 2,2012	Rev 1 dated January 2012, Approved CEC 10/2/12 email					COMP
Biological Resources	BIO-20	**The project owner shall implement the following measures to avoid, minimize and mitigate for impacts to ephemeral drainages: 1. Acquire Off-Site Desert Wash: The project owner shall acquire, in fee or in easement, a parcel or parcels of land that includes ephemeral washes with at least 175 acres of state jurisdictional waters. The terms and conditions of this acquisition or easement shall be as described in Condition of Certification BIO-17 with the additional criteria that the desert wash mitigation lands: 1) include at least 175 acres of state jurisdictional waters; 2) be characterized by similar soil permeability, hydrological and biological functions as the impacted drainages; and 3) be *located* within the *California Desert Renewable Energy Conservation Plan planning area* ~~same watershed as the impacted wash.~~ The desert wash mitigation lands may be included with the desert tortoise mitigation lands ONLY if the above three criteria are met. *The Project Owner may choose to satisfy its mitigation obligations identified in this Decision by participating in an advanced mitigation program such as that established by CDFG, pursuant to Fish and Game Code sections 2069 and 2099.***	**No less than 90 days prior to acquisition of the parcel (s) containing 175 acres of waters of the state, the project owner, or a third-party approved by the CPM, in consultation with CDFG, shall submit a formal acquisition proposal to the CPM and CDFG describing the parcel(s) intended for purchase. Draft agreements to delegate land acquisition to CDFG or an approved third party and agreements to manage compensation lands shall be submitted to Energy Commission staff for review and approval (in consultation with CDFG) prior to land acquisition. Such agreements shall be mutually approved and executed at least 60 days prior to start of any project-related ground disturbance activities. The project owner shall provide written verification to the CPM that the compensation lands have been acquired and recorded in favor of the approved recipient(s).**	2011	Submitted UNDER REVIEW	Submitted JD to CDFG, CEC, RWQCB, and BLM on 6/8/2011						

Technical Area	COC	Description	Verification	Scheduled Submittal Date	Status	Date Submitted	Date Approved	NOTES	*Milestone Description*	*MILESTONE DATES*	*REQUIRED TIMING (days)*	*SCHEDULED SUBMITTAL DATE*	STATUS
Biological Resources	BIO-20 (Continued)	2. Security for Implementation of Mitigation: A security in the form of an irrevocable letter of credit, pledged savings account, or certificate of deposit for the amount of all mitigation measures pursuant to this condition of certification shall be submitted to, and approved by, the CPM, in consultation with CDFG, prior to commencing project activities within areas of CDFG jurisdiction. This amount shall be based on a cost estimate which shall be submitted to CDFG for review and to the CPM for approval within 60 days of the Energy Commission Decision's publication and prior to commencing project activities within areas of CDFG jurisdiction. Estimated security for acquisition of compensation lands for state waters is $540,400. If the project owner elects to construct the project in two phases in accordance with Condition of Certification BIO-22, the project owner shall provide Security in the amount of $179,104 prior to initiating any ground-disturbing activities associated with Phase 1, and shall provide Security in the amount of $361,296 prior to initiating any ground-disturbing activities associated with Phase 2. The security shall be approved by the CPM, in consultation with CDFG's legal advisors, prior toits execution, and shall allow the CPM at its discretion to recover funds immediately if the CPM, inconsultation with CDFG, determines there has been a default. 3. Preparation of Management Plan: The project owner shall submit to Energy Commission CPM and CDFG a draft Management Plan that reflects site-specific enhancement measures for the drainages on the acquired compensation lands. The objective of the Management Plan shall be to enhance the wildlife value of the drainages, and may include enhancement actions such as weed control, fencing to exclude livestock, or erosion control. No later than 12 months after publication of the Energy Commission Decision the project owner shall submit a final Management Plan for review and approval to the CPM and CDFG.	Alternatively, before beginning project ground disturbing activities, the project owner shall provide Security in accordance with this condition. Within 90 days after the land purchase, as determined by the date on the title, the project owner shall provide the CPM with a management plan for review and approval, in consultation with CDFG, for the compensation lands and associated funds. No fewer than 30 days prior to the start of work potentially affecting waters of the state, the project owner shall provide written verification (i.e., through incorporation into the BRMIMP) to the CPM that the above best management practices will be implemented and provide a discussion of work in waters of the state in Compliance Reports for the duration of the project.	2011	Submitted UNDER REVIEW	Submitted JD to CDFG, CEC, RWQCB, and BLM on 6/8/2011							
Biological Resources	BIO-20 (Continued-1)	4. Right of Access and Review for Compliance Monitoring: The CPM reserves the right to enter the project site or allow CDFG to enter the project site at any time to ensure compliance with these conditions. The project owner herein grants to the CPM and to CDFG employees and/or their representatives the right to enter the project site at any time, to ensure compliance with the terms and conditions and/or to determine the impacts of storm events, maintenance activities, or other actions that might affect the restoration and revegetation efforts. The CPM and CDFG may, at the CPM's discretion, review relevant documents maintained by the operator, interview the operator's employees and agents, inspect the work site, and take other actions to assess compliance with or effectiveness of mitigation measures. 5. Notification: The project owner shall notify the CPM and CDFG, in writing, at least five days prior to initiation of project activities in jurisdictional areas as noted and at least five days prior to completion of project activities in jurisdictional areas. The project owner shall notify the CPM and CDFG of any change of conditions to the project, the jurisdictional impacts, or the mitigation efforts, if the conditions at the site of a proposed project change in a manner which changes risk to biological resources that may be substantially adversely affected by the proposed project. The notifying report shall be provided to the CPM and CDFG no later than seven days after the change of conditions is identified. As used here, change of condition refers to the process, procedures, and methods of operation of a project; the biological and physical characteristics of a project area; or the laws or regulations pertinent to the project as defined below. A copy of the notifying change of conditions report shall be included in the annual reports. a. Biological Conditions: a change in biological conditions includes, but is not limited to, the following: 1) the presence of biological resources within or adjacent to the project area, whether native or non-native, not previously known to occur in the area; or 2) the presence of biological resources within or adjacent to the project area, whether native or nonnative, the status of which has changed to endangered, rare, or threatened, as defined in section 15380 of Title 14 of the California Code of Regulations.	No less than 90 days prior to acquisition of the parcel (s) containing 175 acres of waters of the state, the project owner, or a third-party approved by the CPM, in consultation with CDFG, shall submit a formal acquisition proposal to the CPM and CDFG describing the parcel(s) intended for purchase. Draft agreements to delegate land acquisition to CDFG or an approved third party and agreements to manage compensation lands shall be submitted to Energy Commission staff for review and approval (in consultation with CDFG) prior to land acquisition. Such agreements shall be mutually approved and executed at least 60 days prior to start of any project-related ground disturbance activities. The project owner shall provide written verification to the CPM that the compensation lands have been acquired and recorded in favor of the approved recipient(s). Alternatively, before beginning project ground disturbing activities, the project owner shall provide Security in accordance with this condition. Within 90 days after the land purchase, as determined by the date on the title, the project owner shall provide the CPM with a management plan for review and approval, in consultation with CDFG, for the compensation lands and associated funds. No fewer than 30 days prior to the start of work potentially affecting waters of the state, the project owner shall provide written verification (i.e., through incorporation into the BRMIMP) to the CPM that the above best management practices will be implemented and provide a discussion of work in waters of the state in Compliance Reports for the duration of the project.	2011	Submitted UNDER REVIEW	Submitted JD to CDFG, CEC, RWQCB, and BLM on 6/8/2011							
Biological	BIO-20 (Continued-	b. Physical Conditions: a change in physical conditions includes, but is not limited to, the following: 1) a change in the morphology of a river, stream, or lake, such as the lowering of a bed or scouring of a bank, or changes in stream form and configuration caused by storm events; 2) the movement of a river or stream channel to a different location; 3) a reduction of or other change in vegetation on the bed, channel, or bank of a drainage, or 4) changes to the hydrologic regime such as fluctuations in the timing or volume of water flows in a river or stream. c. Legal Conditions: a change in legal conditions includes, but is not limited to, a change in Regulations, Statutory Law, a Judicial or Court decision, or the listing of a species, the status of which has changed to endangered, rare, or threatened, as defined in section 15380 of Title 14 of the California Code of Regulations. 6. Code of Regulations: The project owner shall provide a copy of the Streambed Impact Minimization and Compensation Measures from the Energy Commission Decision to all contractors, subcontractors, and the applicant's project supervisors. Copies shall be readily available at work sites at all times during periods of active work and must be presented to any CDFG personnel or personnel from another agency upon demand. The CPM reserves	No less than 90 days prior to acquisition of the parcel (s) containing 175 acres of waters of the state, the project owner, or a third-party approved by the CPM, in consultation with CDFG, shall submit a formal acquisition proposal to the CPM and CDFG describing the parcel(s) intended for purchase. Draft agreements to delegate land acquisition to CDFG or an approved third party and agreements to manage compensation lands shall be submitted to Energy Commission staff for review and approval (in consultation with CDFG) prior to land acquisition. Such agreements shall be mutually approved and executed at least 60 days prior to start of any project-related ground disturbance activities. The project owner shall provide written verification to the CPM that the compensation lands have been acquired and recorded in favor of the approved recipient(s)	2011	Submitted UNDER	Submitted JD to CDFG, CEC, RWQCB							

Technical Area	COC	Description	Verification	Scheduled Submittal Date	Status	Date Submitted	Date Approved	NOTES	*Milestone Description*	*MILESTONE DATES*	*REQUIRED TIMING (days)*	*SCHEDULED SUBMITTAL DATE*	STATUS
Resources	(Continued-2)	**any CDFG personnel or personnel from another agency upon demand. The CPM reserves the right to issue a stop work order or allow CDFG to issue a stop work order after giving notice to the project owner, the CPM, if the CPM in consultation with CDFG, determines that the project owner has breached any of the terms or conditions or for other reasons, including but not limited to the following: a. The information provided by the applicant regarding streambed alteration is incomplete or inaccurate; b. New information becomes available that was not known to it in preparing the terms and conditions; c. The project or project activities as described in the Final Staff Assessment have changed; or d. The conditions affecting biological resources changed or the CPM, in consultation with CDFG, determines that project activities will result in a substantial adverse effect on the environment.**	**recorded in favor of the approved recipient(s). Alternatively, before beginning project ground disturbing activities, the project owner shall provide Security in accordance with this condition. Within 90 days after the land purchase, as determined by the date on the title, the project owner shall provide the CPM with a management plan for review and approval, in consultation with CDFG, for the compensation lands and associated funds. No fewer than 30 days prior to the start of work potentially affecting waters of the state, the project owner shall provide written verification (i.e., through incorporation into the BRMIMP) to the CPM that the above best management practices will be implemented and provide a discussion of work in waters of the state in Compliance Reports for the duration of the project.**	2011	REVIEW	CDFG, CEC, RWQCB, and BLM on 6/8/2011							
Biological Resources	BIO-20 (Continued-3)	**7. Best Management Practices: The project owner shall also comply with the following conditions: a. The project owner shall minimize road building, construction activities and vegetation clearing within ephemeral drainages to the extent feasible. b. The project owner shall not allow water containing mud, silt, or other pollutants from grading, aggregate washing, or other activities to enter ephemeral drainages or be placed in locations that may be subjected to high storm flows. c. The project owner shall comply with all litter and pollution laws. All contractors, subcontractors, and employees shall also obey these laws, and it shall be the responsibility of the project owner to ensure compliance. d. Spoil sites shall not be located within drainages or locations that may be subjected to high storm flows, where spoil shall be washed back into a drainage. e. Raw cement/concrete or washings thereof, asphalt, paint or other coating material, oil or other petroleum products, or any other substances that could be hazardous to vegetation or wildlife resources, resulting from project-related activities, shall be prevented from contaminating the soil and/or entering waters of the state. These materials, placed within or where they may enter a drainage or Ivanpah Dry Lake, by project owner or any party working under contract or with the permission of the project owner shall be removed immediately. f. No broken concrete, debris, soil, silt, sand, bark, slash, sawdust, rubbish, cement or concrete or washings thereof, oil or petroleum products or other organic or earthen material from any construction or associated activity of whatever nature shall be allowed to enter into, or placed where it may be washed by rainfall or runoff into, waters of the state. g. When operations are completed, any excess materials or debris shall be removed from the work area. No rubbish shall be deposited within 150 feet of the high water mark of any drainage. h. No equipment maintenance shall occur within 150 feet of any ephemeral drainage where petroleum products or other pollutants from the equipment may enter these areas under any flow.**	**No less than 90 days prior to acquisition of the parcel (s) containing 175 acres of waters of the state, the project owner, or a third-party approved by the CPM, in consultation with CDFG, shall submit a formal acquisition proposal to the CPM and CDFG describing the parcel(s) intended for purchase. Draft agreements to delegate land acquisition to CDFG or an approved third party and agreements to manage compensation lands shall be submitted to Energy Commission staff for review and approval (in consultation with CDFG) prior to land acquisition. Such agreements shall be mutually approved and executed at least 60 days prior to start of any project-related ground disturbance activities. The project owner shall provide written verification to the CPM that the compensation lands have been acquired and recorded in favor of the approved recipient(s). Alternatively, before beginning project ground disturbing activities, the project owner shall provide Security in accordance with this condition. Within 90 days after the land purchase, as determined by the date on the title, the project owner shall provide the CPM with a management plan for review and approval, in consultation with CDFG, for the compensation lands and associated funds. No fewer than 30 days prior to the start of work potentially affecting waters of the state, the project owner shall provide written verification (i.e., through incorporation into the BRMIMP) to the CPM that the above best management practices will be implemented and provide a discussion of work in waters of the state in Compliance Reports for the duration of the project.**	2011	Submitted UNDER REVIEW	Submitted JD to CDFG, CEC, RWQCB, and BLM on 6/8/2011							
Biological Resources	BIO-21-BLM	**The applicant shall consult with USFWS, BLM, and CFGD to obtain lists of special status plant species (i.e., Federally listed species, candidate specie, BLM sensitive, and California state listed species) that have the potential for occurrence on the project area based on the current distribution of the species, habitat associations, and previously documented occurrences of the species within the project area. Based on these species' lists provided by these agencies, the BLM shall consider whether further field surveys shall be conducted during the appropriate season and within suitable habitat in the Project area utilizing survey protocols appropriate for the species' of interest. If special status plant species occurrences are identified, the preferred mitigation would consist of avoidance, whenever practical. If not feasible for special status species, off-site mitigation would be negotiated with the BLM. Effectiveness: This measure would be highly effective in collecting appropriate special status plant species data, if federal and state agencies indicate a reasonable probability of occurrences within the project area. Avoidance would protect the plants during construction, but operational activities may alter the microenvironment of the plants (e.g., water, sunlight, dust) sufficiently to adversely affect the plants. Off-site mitigation would compensate for losses.**	**No Verification: see Effectiveness**	2011	Submitted	Submitted letter to BLM, CDFG, and FWS on 6/1/2011	6/13/2011 BLM stated no new special status plants since ROD						

Technical Area	COC	Description	Verification	Scheduled Submittal Date	Status	Date Submitted	Date Approved	NOTES	*Milestone Description*	*MILESTONE DATES*	*REQUIRED TIMING (days)*	*SCHEDULED SUBMITTAL DATE*	STATUS
Biological Resources	BIO-21-CEC	The Project owner shall prepare and implement an **Avian and Bat Monitoring and Management Plan** (Plan) to monitor death and injury of birds and bats from collisions with facility features including the solar receiver tower and reflective heliostat mirrors, and exposure to bright light and heat from concentrating sunlight. The Project owner shall use the monitoring data to inform and develop an adaptive management program that would avoid and minimize Project-related avian or bat impacts. Any Project-related bird or bat deaths or injuries shall be reported to the CPM, CDFG and USFWS, and then the CPM in consultation with CDFG and USFWS, shall then determine if the Project-related bird or bat deaths or injuries warrant implementation of adaptive management measures contained in the Plan. The study design for the Plan shall be approved by the CPM in consultation with CDFG and USFWS, and, once approved, shall be incorporated into the project's BRMIMP and implemented. During construction, bird and bat deaths or injuries shall be reported in the Monthly Compliance Report. For one year following the beginning of power plant operation, the Designated Biologist shall submit quarterly reports to the CPM, CDFG, and USFWS. describing the results of monitoring. The monthly and quarterly reports shall provide a detailed description of any Project-related bird or bat deaths or injuries detected during the monitoring study or at any other time, including describing the dates, species found injured or dead, where found, expected cause of injury or death, other appropriate results of monitoring, and a description of adaptive management measures proposed or implemented in accordance with any applicable CDFG or USFWS guidelines to avoid or minimize deaths or injuries. Following the completion of the fourth quarter of monitoring, the Designated Biologist shall prepare an Annual Report that summarizes the year's data, analyzes any Project-related bird fatalities or injuries detected, and provides recommendations for future monitoring and any adaptive management actions needed.	**No less than 30 days prior to the start of construction of the power tower the Project owner shall submit to the CPM, USFWS and CDFG a final Avian and Bat Monitoring and Management Plan**. Modifications to the Plan shall be made only after approval from the CPM in consultation with CDFG and USFWS. No later than January 31st of every year the Annual Report shall be provided to the CPM, CDFG, and USFWS. Quarterly reporting shall continue until the CPM, in consultation with CDFG and USFWS determine whether more years of monitoring are needed, and whether mitigation and adaptive management measures are necessary. After two years of data collection, the project owner or contractor shall prepare a report that describes the study design and monitoring results of the Avian and Bat Monitoring and Management Plan. The report shall be submitted to the CPM, CDFG and USFWS no later than the third year after onset of Project operation.	2011	Submitted, Waiting on approval by USFWS as of 8/12	Draft Submitted Sept 2010; Revision 1 Submitted October 2010; Revision 2 Submitted May 2011; Revision 1 Submitted October 2010; Revision 3 Submitted February 2012			January 31st Annually Post Contruction	31-Jan-2012	366	31-Jan-2013	
Biological Resources	BIO-22-BLM	The applicant shall prepare a **MBTA Conservation Agreement** in coordination with the USFWS, BLM, and CFGD. This Plan would identify procedures to minimize or eliminate impacts to MBTA species. Procedures may include, but are not limited to, pre-construction clearing and grading outside of breeding seasons, enforceable timing restrictions and identification of permissible activities within a prescribed distance from active nests, survey protocols for raptors and MBTA species, buffer zones around active nests, monitoring and reporting requirements. The MBTA Conservation Agreement may also require monetary compensation or land acquisition. The MBTA Conservation Agreement would need the approval of the agencies prior to initiating surface disturbance activities. Effectiveness: This mitigation measure would be moderately to highly effective in reducing impacts to MBTA species, depending on the details of the Conservation Agreement. The MBTA Conservation Agreement would ensure that the project did not result in a net loss of migratory birds	No Verification: see Effectiveness	2011	Submitted, Waiting on approval by USFWS as of 8/12	Draft Submitted Sept 2010; Revision 1 Submitted October 2010; Revision 2 Submitted May 2011; Revision 3 Submitted February 2012							
Biological Resources	BIO-22-CEC	As an alternative to providing mitigation or security for compensatory mitigation for the entire project prior to the start of the first groundisturbing activities, the project owner may elect to provide security for compensatory mitigation in two phases as specified in this condition. Only the phases identified as Phase 1 and Phase 2, as described in this condition, and as provided by the applicant on September 2, 2010 in their Comments on the Presiding Member's Proposed Decision, may be used for the phasing of mitigation and security requirements. To the extent those sources are found to contain conflicting information about Project phasing, the description in this condition shall control. This condition presumes that the phases identified in this condition are identical to the phases that the Bureau of Land Management (BLM) will authorize work on through issuance of "notices to proceed"; if phases used by BLM are not identical to the phases as described in this condition and the materials identified above, the project owner shall obtain separate written authorization from the CPM prior to beginning work on each of the two phases. In no event shall any project disturbance occur unless security has been provided for the required mitigation associated with the particular phase of construction.	Prior to the start of desert tortoise clearance surveys for each phase, the Project owner shall submit a description of the proposed construction activities for that phase to CDFG, USFWS and BLM for review and to the CPM for review and approval. The description for each phase shall include the proposed construction schedule, a figure depicting the locations of proposed construction and number of acres of desert tortoise habitat, rare plant habitat, and state-jurisdictional streambeds to be disturbed. If all mitigation requirements, including habitat acquisition and protection, are not completed for a Project phase prior to the start of ground-disturbing activities for that phase, the Project Owner shall provide verification to the CPM and CDFG that approved security as described in Conditions of Certification BIO-17 (Desert Tortoise Compensatory Mitigation), BIO-18 (Special-Status Plant Impact Avoidance and Minimization), and BIO-20 (Streambed Impact Minimization and Compensation Measures) has been established in accordance with these Conditions of Certification prior to beginning ground-disturbing activities for each Phase.	2011	Phase 1 and Phase 2 securities paid, Land Acquisition in progress	Rev. 2 submitted 6/28/2011							
Biological Resources	BIO-22-CEC (continued)	For purposes of this condition: "Project Disturbance" or "ground disturbance" means any project related ground, habitat, or species disturbing action. "Project Disturbance Area" or "ground disturbance area" means all areas that would be temporarily or permanently disturbed during construction or operation of the Project, including all linear facilities, or which would be subject to any project-related ground, habitat, or species disturbing action. "Project construction" or "construction" means any ground-disturbing activity, including but not limited to construction work, site mobilization, fence construction, or any desert tortoise translocation activities. "Security" means the security that is required under other biological conditions of certification to ensure required mitigation measures will beimplemented, or payments by the project owner into the National Fish and Wildlife Foundation (NFWF) mitigation account in accordance with the option provided in other conditions of certification.	Prior to submitting verification regarding the security to the CPM, the project owner shall obtain the CPM's written approval of the dollar amount and form of the security and the CPM's written approval of the terms governing the security instrument. Prior to initiating construction in each phase of the Project, the project owner shall comply with all pre-construction requirements in this and other Conditions of Certification and shall notify the CPM that it has obtained a Notice to Proceed for the particular phase from the BLM.	2011	Phase 1 and Phase 2 securities paid, Land Acquisition in progress	Rev. 2 submitted 6/28/2011							

Technical Area	COC	Description	Verification	Scheduled Submittal Date	Status	Date Submitted	Date Approved	NOTES	*Milestone Description*	*MILESTONE DATES*	*REQUIRED TIMING (days)*	*SCHEDULED SUBMITTAL DATE*	STATUS
Biological Resources	BIO-22-CEC (continued-1)	**Overview of Project Phases** **Phase 1 includes the following components (1,282 acres):** **a. Fence Colosseum Road;** **b. Fence the Construction Logistics Area (CLA) and Construct Holding Pens in the CLA;** **c. Fence, Conduct Clearance Surveys, and Construct Ivanpah 1** **d. Fence Access Road and Power Block for Ivanpah 2, and Perform Construction Within Ivanpah 2 Power Block.** **Phase 1 would include 1,282 acres of desert tortoise mitigation, as well as 10 of the 30 acres of rare plant mitigation, and 58 of the 175 acres of state waters mitigation.**	**The Project Owner shall provide written verification to the CPM, CDFG, BLM and USFWS of the compensation lands acquisition, protection, and transfer requirements and satisfaction of associated funding requirements as set forth in BIO-17, BIO-18 and BIO-20 within the following time frames:** **(1) For Phase 1 mitigation, verification shall be provided no later than 18 months after the start of construction of Phase 1, and (2) for Phase 2 mitigation, such verification shall be provided no later than 18 months after the start of construction of Phase 2. Other verification, notification and reporting requirements and other deadlines set forth in BIO-17, BIO-18 and BIO-20 that relate to compensation land requirements, to the option of funding mitigation through the NFWF account, or to use of approved third parties to carry out mitigation requirements also apply to Phase 1 and to Phase 2.** **Within 90 days after completion of all project related ground disturbance for each project phase, the project owner shall provide to the CPM, CDFG, BLM and USFWS an analysis, based on aerial photography, with the final accounting of the amount of habitat disturbed during Project construction.**	2011	Phase 1 and Phase 2 securities paid, Land Acquisition in progress	Rev. 2 submitted 6/28/2011			Complete All Construction (Use Mechanical completion date for Unit 3)	10-Jul-2013	90	8-Oct-2013	
Biological Resources	BIO-22-CEC (continued-1)	**Phase 2 includes the following components (2,300 acres): a. Construct Ivanpah 2 – Consists of the diagonal access roads, perimeter road for fence, channel crossings as needed, and solar field including grading of approximately 90 acres in the southwest and central regions of the solar field area;** **b. Construct Ivanpah 3 - Consists of the diagonal access roads, perimeter road for fence, channel crossings as needed, power block, and solar field including grading of approximately 120 acres in the southern and western regions of the solar field area;** **c. Other external features including roads and gas line. Phase 2 would include 2,300 acres of desert tortoise mitigation, as well as 20 of the 30 acres of rare plant mitigation, and 117 of the 175 acres of state waters mitigation.** **General Requirements** **At no time may the project owner cause ground-disturbance to any location outside of the area that has been approved for construction according to the phasing plan identified in this Condition of Certification.**	**The Project Owner shall provide written verification to the CPM, CDFG, BLM and USFWS of the compensation lands acquisition, protection, and transfer requirements and satisfaction of associated funding requirements as set forth in BIO-17, BIO-18 and BIO-20 within the following time frames:** **(1) For Phase 1 mitigation, verification shall be provided no later than 18 months after the start of construction of Phase 1, and (2) for Phase 2 mitigation, such verification shall be provided no later than 18 months after the start of construction of Phase 2. Other verification, notification and reporting requirements and other deadlines set forth in BIO-17, BIO-18 and BIO-20 that relate to compensation land requirements, to the option of funding mitigation through the NFWF account, or to use of approved third parties to carry out mitigation requirements also apply to Phase 1 and to Phase 2.** **Within 90 days after completion of all project related ground disturbance for each project phase, the project owner shall provide to the CPM, CDFG, BLM and USFWS an analysis, based on aerial photography, with the final accounting of the amount of habitat disturbed during Project construction.**	2011	Phase 1 and Phase 2 securities paid, Land Acquisition in progress	Rev. 2 submitted 6/28/2011			Complete All Construction (Use Mechanical completion date for Unit 3)	10-Jul-2013	90	8-Oct-2013	
Biological Resources	BIO-22-CEC (continued-2)	**Prior to initiating construction in either phase of the Project, the project owner shall comply with all pre-construction requirements in this and other Conditions of Certification and shall notify the CPM that it has obtained a Notice to Proceed for the particular phase from the BLM. Construction activities, including work on linear and non-linear features, shall not occur outside desert tortoise exclusion areas that have been fenced and cleared in accordance with USFWS protocols and as described in Condition of Certification BIO-8 (Desert Tortoise Clearance and Exclusion Fencing). The project owner shall provide security to ensure implementation of the mitigation requirements in Conditions of Certification BIO-17 (Desert Tortoise Compensatory Mitigation), BIO-18 (Special-Status Plant Impact Avoidance and Minimization) and BIO-20 (Streambed Impact Minimization and Compensation Measures) for each of the two phases prior to any project construction associated with that phase. Phasing of security only applies to security required by the Conditions listed above. If the project owner elects to phase payments of security under either a Project Owner Acquisition or NFWF option and if the commencement of construction is delayed beyond June 1, 2011, the amount of the security (including payments to NFWF if applicable [see definition of security above]) will be adjusted by the CPM in consultation with DFG, BLM and USFWS prior to each phase to reflect the CPM's best estimate at that time of the estimated costs of land acquisition, long-term management and maintenance costs, and other costs that are included in the security computation. Those costs may be greater than the costs identified in the conditions of certification.**	**See above sections**	2011	Phase 1 and Phase 2 securities paid, Land Acquisition in progress	Rev. 2 submitted 6/28/2011			Complete All Construction (Use Mechanical completion date for Unit 3)	10-Jul-2013	90	8-Oct-2013	

Technical Area	COC	Description	Verification	Scheduled Submittal Date	Status	Date Submitted	Date Approved	NOTES	*Milestone Description*	*MILESTONE DATES*	*REQUIRED TIMING (days)*	*SCHEDULED SUBMITTAL DATE*	STATUS
Biological Resources	BIO-22-CEC (continued-3)	**Even when security has been provided, the project owner shall complete the acquisition, protection and transfer of all compensation lands required in the conditions of certification listed above, as well as all funding requirements associated with those lands, within the time periods identified in those conditions of certification. Additional requirements within the project's conditions of certification that are not expressly phased in this condition shall be phased as necessary to carry out the purpose of this condition, and to ensure that no project construction occurs in an area for which the project owner has not provided security and obtained permission to begin construction. Examples may include such activities as construction and location of desert tortoise exclusion fencing or timing of preconstruction clearance surveys for other species. The project owner shall first obtain approval from the CPM, acting in consultation with BLM, CDFG and USFWS, for the phasing of any requirements or deadlines that are not expressly phased in conditions of certification. Security for phased construction shall be in the amounts as specified in Conditions of Certification BIO-17, -18 and -20, and may be adjusted by the CPM in**	**See above sections**	2011	Phase 1 and Phase 2 securities paid, Land Acquisition in progress	Rev. 2 submitted 6/28/2011			Complete All Construction (Use Mechanical completion date for Unit 3)	10-Jul-2013	90	8-Oct-2013	
Biological Resources	BIO-23- BLM	**<u>The applicant shall conduct visual biweekly surveys for bird and bat mortalities throughout the project site.</u> In addition to the photo documentation of bird mortalities (Item #14 in BIO-11), mortalities and injuries to bats and other wildlife shall be photo documented. Additionally, data would document the species affected and any overt signs of injury resulting in death (e.g., scorched feathers). This information would be compiled and provided to the BLM on quarterly intervals for the first three years, then annually thereafter, unless otherwise requested by the BLM. This data would add to the understanding of impacts of solar facilities on avian and bat species. BLM would maintain the authority to require additional mitigation of the applicant in the future to reduce collision or heat-related injuries.** **Effectiveness: This mitigation would be highly effective in documenting avian and bat mortalities associated with the operation of the facility. If sufficient data are gathered to support the need for additional mitigation, the mitigation may ultimately be effective in reducing avian and bat injuries and mortalities if an effective mitigation measure can be identified in the future.**	**No Verification: see Effectiveness**	As needed	Ongoing								RC
Biological Resources	BIO-24-BLM	**To minimize potential impacts to Nelson bighorn sheep, the applicant shall not use barbed wire fence on the northern perimeter of the Ivanpah 3 site, unless required for security reasons.** **Effectiveness: This mitigation would be moderately effective in reducing injuries to bighorn sheep as they forage near the project site or use the area north of the project area for a movement corridor. This mitigation would not be enforced if the mitigation posed a reasonable security threat to the project.**	**No Verification: see Effectiveness**	2011	Complete								COMP
Biological Resources	BIO-25-BLM	**The applicant shall monitor and control noxious and invasive weeds within 100 feet of the artificial water source. Control of weeds shall be coordinated with the BLM staff and shall consist of removal by mechanical methods, rather than herbicides.** **Effectiveness: This mitigation measure would be moderately effective in controlling noxious and invasive weeds near the artificial water source, providing better access to the site by big game.**	**No Verification: see Effectiveness**	N/A	Ongoing								RC
Biological Resources	BIO-26-BLM	**The applicant shall implement all mitigation identified by the USFWS in the Biological Opinion.** **Effectiveness: This measure would be highly effective in ensuring mitigation within the USFWS' Biological Opinion was implemented.**	**No Verification: see Effectiveness**	N/A	Ongoing								RC
Biological Resources	BIO-27-BLM	**The project owner shall implement the Closure, Revegetation, and Rehabilitation Plan, Revision 3, dated July 6, 2010, with the following modifications.** **1. The long-term soil stockpiles, as discussed in Table 5-2 of the plan, will be no higher than 6 feet high.** **2. The Preliminary Seeding Plan for Short-Term Disturbed Areas, and to be used as the basis for the seeding during final project decommissioning, will be based upon the species list provided in Table 7-1 of the plan, rather than the species list in Table 7-2. The list may be modified at the time of decommissioning based on seed availability.** **3. Concrete will be removed to a minimum depth of 6 feet unless it is shown that a particular area is prone to flood hazards and a greater depth for concrete removal should be required. All concrete removed shall be hauled off the project site and disposed of in an approved facility. Crushed concrete will not be used as backfill on the site during decommissioning.** **4. Succulents salvaged during project construction will not be sold by the applicant. Should excess succulents be removed that connot be transplanted in the Succulent Nursery Area, their disposition will be managed by BLM.** **Effectiveness: This measure modifies Revision 3 of the Closure, Revegetation, and Rehabilitation Plan to incorporate procedures which will increase the probability of successful site rehabilitation.**	**No Verification: see Effectiveness**	TBD	Not yet started				Unit 1 Substantial Completion	31-Jan-2013	30	2-Mar-2013	
									Unit 2 Substantial Completion	1-Jun-2013	30	1-Jul-2013	
									Unit 3 Substantial Completion	30-Sep-2013	30	30-Oct-2013	

Technical Area	COC	Description	Verification	Scheduled Submittal Date	Status	Date Submitted	Date Approved	NOTES	*Milestone Description*	*MILESTONE DATES*	*REQUIRED TIMING (days)*	*SCHEDULED SUBMITTAL DATE*	STATUS
Biological Resources	BIO-28-BLM	**Compliance with Eagle Act. USFWS has notified BLM that due to the proximity of known occupied golden eagle territories, and that the effects of power towers on bald and golden eagles is unknown, this project has the potential to take an eagle. Due to the distance of the project site to known eagle territories, available mitigation measures (some of which are already described in other measures identified in this section), and habitat compensation associated with other species (i.e. desert tortoise), USFWS believes that this project can reach the "no net loss" standard for golden eagles identified in the Eagle Act Rule if the applicant submits and implements an Avian Protection Plan. The holder shall submit an Avian Protection Plan for approval of the Authorized Officer within 6 months of the issuance of any ROW grant for the project. The Avian Protection Plan must be implemented within one year from the date of any ROW grant Notice to Proceed.**	**No Verification: see Avian Protection Plan submittal**	2011	Submitted	Draft Submitted Sept 2010; Revision 1 Submitted October 2010; Revision 2 Submitted May 2011							
Facility Design	CIVIL-1	**The project owner shall submit to the CBO for review and approval the following: 1. Design of the proposed drainage structures and the grading plan; 2. An erosion and sedimentation control plan; 3. Related calculations and specifications, signed and stamped by the responsible civil engineer; and 4. Soils, geotechnical, or foundation investigations reports required by the 2007 CBC, Appendix J, section J104.3, Soils Report, and Chapter 18, section 1802.2, Foundation and Soils Investigation.**	**At least 15 days (or within a project owner- and CBO-approved alternative time frame) prior to the start of site grading, the project owner shall submit the documents described above to the CBO for design review and approval. In the next monthly compliance report following the CBO's approval, the project owner shall submit a written statement certifying that the documents have been approved by the CBO.**	23-Jul-2010	Approved	23-Jul-2010	8-Sep-2010						COMP
Facility Design	CIVIL-2	**The resident engineer shall, if appropriate, stop all earthwork and construction in the affected areas when the responsible soils engineer, geotechnical engineer, or the civil engineer experienced and knowledgeable in the practice of soils engineering identifies unforeseen adverse soil or geologic conditions. The project owner shall submit modified plans, specifications, and calculations to the CBO based on these new conditions. The project owner shall obtain approval from the CBO before resuming earthwork and construction in the affected area (2007 CBC, Appendix Chapter 1, section 114, Stop Work Orders).**	**The project owner shall notify BLM's Authorized Officer and the CPM within 24 hours, when earthwork and construction is stopped as a result of unforeseen adverse geologic/soil conditions. Within 24 hours of the CBO's approval to resume earthwork and construction in the affected areas, the project owner shall provide to BLM's Authorized Officer and the CPM a copy of the CBO's approval.**	As needed	As needed								
Facility Design	CIVIL-3	**The project owner shall perform inspections in accordance with the 2007 CBC, Appendix Chapter 1, section 109, Inspections, and Chapter 17, section 1704, Special Inspections. All plant site-grading operations, for which a grading permit is required, shall be subject to inspection by the CBO. If, in the course of inspection, it is discovered that the work is not being performed in accordance with the approved plans, the discrepancies shall be reported immediately to the resident engineer, the CBO, BLM's Authorized Officer and the CPM (2007 CBC, Chapter 17, section 1704.1.2, Report Requirements). The project owner shall prepare a written report, with copies to the CBO, BLM's Authorized Officer and the CPM, detailing all discrepancies, non-compliance items, and the proposed corrective action.**	**Within 5 days of the discovery of any discrepancies, the resident engineer shall transmit to the CBO, BLM's Authorized Officer and the CPM a nonconformance report (NCR) and the proposed corrective action for review and approval. Within 5 days of resolution of the NCR, the project owner shall submit the details of the corrective action to the CBO, BLM's Authorized Officer and the CPM. A list of NCRs for the reporting month shall also be included in the following monthly compliance report.**	As needed	As needed								
Facility Design	CIVIL-4	**After completion of finished grading and erosion and sedimentation control and drainage work, the project owner shall obtain the CBO's approval of the final grading plans (including final changes) for the erosion and sedimentation control work. The civil engineer shall state that the work within his/her area of responsibility was done in accordance with the final approved plans (2007 CBC, Chapter 17, section 1703.2, Written Approval).**	**Within 30 days (or a project owner- and CBO-approved alternative time frame) of the completion of the erosion and sediment control mitigation and drainage work, the project owner shall submit to the CBO, for review and approval, the final grading plans (including final changes) and the responsible civil engineer's signed statement that the installation of the facilities and all erosion control measures were completed in accordance with the final approved combined grading plans and that the facilities are adequate for their intended purposes, along with a copy of the transmittal letter to BLM's Authorized Officer and the CPM. The project owner shall submit a copy of the CBO's approval to BLM's Authorized Officer and the CPM in the next monthly compliance report.**	2013	Still under construction				Unit 1 Completion of the erosion and sediment control and drainage work	31-Jan-2013	30	2-Mar-2013	RFS
Compliance Conditions	COMP-01	**Unrestricted Access: BLM's Authorized Officer, responsible BLM staff, the CPM, responsible Energy Commission staff, and delegated agencies or consultants shall be guaranteed and granted unrestricted access to the power plant site, related facilities, project-related staff, and the records maintained on-site, for the purpose of conducting audits, surveys, inspections, or general site visits. Although BLM's Authorized Officer and the CPM will normally schedule site visits on dates and times agreeable to the project owner, BLM's Authorized Officer and the CPM reserve the right to make unannounced visits at anytime.**		N/A	ONGOING								RC
Compliance Conditions	COMP-02	**<u>Compliance Record:</u> The project owner shall maintain project files on-site or at an alternative site approved by BLM's Authorized Officer and the CPM for the life of the project, unless a lesser period of time is specified by the conditions of certification. The files shall contain copies of all "as-built" drawings, documents submitted as verification for conditions, and other project-related documents. As-built drawings of all facilities including linear facilities shall be provided to the BLM Authorized Officer for inclusion in the BLM administrative record within 90-days of completion of that portion of the facility or project. BLM and Energy Commission staff and delegate agencies shall, upon request to the project owner, be given unrestricted access to the files maintained pursuant to this condition.**		N/A	N/A				Unit 1 Substantial Completion	31-Jan-2013	90	1-May-2013	

Technical Area	COC	Description	Verification	Scheduled Submittal Date	Status	Date Submitted	Date Approved	NOTES	*Milestone Description*	*MILESTONE DATES*	*REQUIRED TIMING (days)*	*SCHEDULED SUBMITTAL DATE*	STATUS
Compliance Conditions	COMP-03	**Compliance Verification Submittals: Each condition of certification is followed by a means of verification. The verification describes the Energy Commission's procedure(s) to ensure post-certification compliance with adopted conditions. The verification procedures, unlike the conditions, may be modified as necessary by BLM's Authorized Officer and the CPM. Verification of compliance with the conditions of certification can be accomplished by the following:** **1. Monthly and/or annual compliance reports, timely filed by the project owner or authorized agent, reporting on work done and providing pertinent documentation, as required by the specific conditions of certification;** **2. Appropriate letters from delegate agencies verifying compliance;** **3. BLM and Energy Commission staff audits of project records; and/or** **4. BLM and Energy Commission staff inspections of work, or other evidence that the requirements are satisfied.** **Verification lead times associated with start of construction may require the project owner to file submittals during the certification process, particularly if construction is planned to commence shortly after certification.** **A cover letter from the project owner or authorized agent is required for all compliance submittals and correspondence pertaining to compliance matters. The cover letter subject line shall identify the project by AFC number, the appropriate condition(s) of certification by condition number(s), and a brief description of the subject of the submittal. The project owner shall also identify those submittals not required by a condition of certification with a statement such as: "This submittal is for information only and is not required by a specific condition of certification." When submitting supplementary or corrected information, the project owner shall reference the date of the previous submittal and BLM/CEC submittal number.**		N/A	ONGOING								RC
Compliance Conditions	COMP-03 (Continued)	**The project owner is responsible for the delivery and content of all verification submittals to the BLM's Authorized Officer and CPM, whether such condition was satisfied by work performed by the project owner or an agent of the project owner.** **All hardcopy submittals shall be addressed to each of the following:** **BLM's Authorized Officer** **Compliance Project Manager** **(CACA-48668, 49502, 49503, and 49504)** **(07-AFC-5C)** **U.S. Bureau of Land Management** **California Energy Commission** **1303 South Highway 95** **1516 Ninth Street (MS-2000)** **Needles, CA 92363** **Sacramento, CA 95814** **Those submittals shall be accompanied by a searchable electronic copy, on a CD or by e-mail, as agreed upon by BLM's Authorized Officer and the CPM.** **If the project owner desires BLM and/or Energy Commission staff action by a specific date, that request shall be made in the submittal cover letter and shall include a detailed explanation of the effects on the project if that date is not met.**		N/A	N/A								RC
Compliance Conditions	COMP-04	**Pre-construction Matrix and Tasks Prior to Start of Construction: Prior to commencing construction, a compliance matrix addressing only those conditions that must be fulfilled before the start of construction shall be submitted by the project owner to BLM's Authorized Officer and the CPM. This matrix will be included with the project owner's first compliance submittal or prior to the first pre-construction meeting, whichever comes first. It will be submitted in the same format as the compliance matrix described below. In order to begin any on-site mobilization or surface disturbing activities on public land, the BLM Authorized Officer must approve a written Notice to Proceed (NTP). NTPs will be phased as appropriate to facilitate timely implementation of construction.** **Construction shall not commence until the pre-construction matrix is submitted, all preconstruction conditions have been complied with, and BLM's Authorized Officer and the CPM have issued a letter and BLM has issued a NTP to the project owner authorizing construction. Various lead times for submittal of compliance verification documents to BLM's Authorized Officer and the CPM for conditions of certification are established to allow sufficient BLM and Energy Commission staff time to review and comment and, if necessary, allow the project owner to revise the submittal in a timely manner. This will ensure that project construction may proceed according to schedule. Failure to submit compliance documents within the specified lead-time may result in delays in authorization to commence various stages of project development.**		5/14/2010 (draft) 6/4/2010 (final)	Approved	5/14/2010 (draft) 6/4/2010 (final)	2-Sep-2010						COMP

Technical Area	COC	Description	Verification	Scheduled Submittal Date	Status	Date Submitted	Date Approved	NOTES	*Milestone Description*	*MILESTONE DATES*	*REQUIRED TIMING (days)*	*SCHEDULED SUBMITTAL DATE*	STATUS
Compliance Conditions	COMP-04 (Continued)	If the project owner anticipates commencing project construction as soon as the project is certified, it may be necessary for the project owner to file compliance submittals prior to project certification. Compliance submittals should be completed in advance where the necessary lead time for a required compliance event extends beyond the date anticipated for start of construction. The project owner must understand that the submittal of compliance documents prior to project certification is at the owner's own risk. Any approval by Energy Commission staff is subject to change, based upon BLM's ROW Grant and the Energy Commission Decision. Compliance Reporting There are two different compliance reports that the project owner must submit to assist BLM's Authorized Officer and the CPM in tracking activities and monitoring compliance with the terms and conditions of BLM's ROW Grant and the Energy Commission Decision. **During construction, the project owner or authorized agent will submit Monthly Compliance Reports.** During operation, an Annual Compliance Report must be submitted. These reports, and the requirement for an accompanying compliance matrix, are described below. The majority of the conditions of certification require that compliance submittals be submitted to BLM's Authorized Officer and the CPM in the monthly or annual compliance reports.		5/14/2010 (draft) 6/4/2010 (final)	Approved	5/14/2010 (draft) 6/4/2010 (final)	2-Sep-2010						COMP
Compliance Conditions	COMP-05	Compliance Matrix: A compliance matrix shall be submitted by the project owner to BLM's Authorized Officer and the CPM along with each monthly and annual compliance report. The compliance matrix is intended to provide BLM's Authorized Officer and the CPM with the current status of all conditions of certification in a spreadsheet format. The compliance matrix must identify: 1. the technical area; 2. the condition number; 3. a brief description of the verification action or submittal required by the condition; 4. the date the submittal is required (e.g., 60 days prior to construction, after final inspection, etc.); 5. the expected or actual submittal date; 6. the date a submittal or action was approved by the Chief Building Official (CBO), BLM's Authorized Officer, CPM, or delegate agency, if applicable; and 7. the compliance status of each condition, e.g., "not started," "in progress" or "completed" (include the date). 8. if the condition was amended, the date of the amendment. Satisfied conditions shall be		15-Sep-2010	Approved	11-Aug-2010	2-Sep-2010						RC
Compliance Conditions	COMP-06	**Monthly Compliance Report:** Commission business meeting date upon which the project was approved, unless otherwise agreed to by BLM's Authorized Officer and the CPM. The first Monthly Compliance Report shall include the AFC number and an initial list of dates for each of the events identified on the Key Events List. The Key Events List Form is found at the end of this section. During pre-construction and construction of each power plant, the project owner or authorized agent shall submit an original and an electronic searchable version of the Monthly Compliance Report within 10 working days after the end of each reporting month. Monthly Compliance Reports shall be clearly identified for the month being reported. The reports shall contain, at a minimum: 1. A summary of the current project construction status, a revised/updated schedule if there are significant delays, and an explanation of any significant changes to the schedule; 2. Documents required by specific conditions to be submitted along with the Monthly Compliance Report. Each of these items must be identified in the transmittal letter, as well as the conditions they satisfy and submitted as attachments to the Monthly Compliance Report; 3. An initial, and thereafter updated, compliance matrix showing the status of all conditions of certification (fully satisfied conditions do not need to be included in the matrix after they have been reported as completed);		Monthly	Ongoing								RC
Compliance Conditions	COMP-06 (Continued)	4. A list of conditions that have been satisfied during the reporting period, and a description or reference to the actions that satisfied the condition; 5. A list of any submittal deadlines that were missed, accompanied by an explanation and an estimate of when the information will be provided; 6. A cumulative listing of any approved changes to conditions of certification; 7. A listing of any filings submitted to, or permits issued by, other governmental agencies during the month; 8. A projection of project compliance activities scheduled during the next two months. The project owner shall notify BLM's Authorized Officer and the CPM as soon as any changes are made to the project construction schedule that would affect compliance with conditions of certification; 9. A listing of the month's additions to the on-site compliance file; and 10. A listing of complaints, notices of violation, official warnings, and citations received during the month, a description of the resolution of the resolved actions, and the status of any unresolved actions. All sections, exhibits, or addendums shall be separated by tabbed dividers or as acceptable by BLM's Authorized Officer and the CPM.		Monthly	Ongoing								RC

Technical Area	COC	Description	Verification	Scheduled Submittal Date	Status	Date Submitted	Date Approved	NOTES	*Milestone Description*	*MILESTONE DATES*	*REQUIRED TIMING (days)*	*SCHEDULED SUBMITTAL DATE*	STATUS
Compliance Conditions	COMP-07	**Annual Compliance Report: After construction of each power plant is complete or when a power plant goes into commercial operation, the project owner shall submit Annual Compliance Reports instead of Monthly Compliance Reports. The reports are for each year of commercial operation and are due to BLM's Authorized Officer and the CPM each year at a date agreed to by BLM's Authorized Officer and the CPM. Annual Compliance Reports shall be submitted over the life of the project unless otherwise specified by BLM's Authorized Officer and the CPM. Each Annual Compliance Report shall include the AFC number, identify the reporting period and shall contain the following:** **1. An updated compliance matrix showing the status of all conditions of certification (fully satisfied conditions do not need to be included in the matrix after they have been reported as completed);** **2. A summary of the current project operating status and an explanation of any significant changes to facility operations during the year;** **3. Documents required by specific conditions to be submitted along with the Annual Compliance Report. Each of these items must be identified in the transmittal letter, with the condition it satisfies, and submitted as attachments to the Annual Compliance Report;** **4. A cumulative listing of all post-certification changes by the Energy Commission or changes to the BLM ROW grant or approved POD by BLM , or cleared by BLM's Authorized Officer and the CPM;** **5. An explanation for any submittal deadlines that were missed, accompanied by an estimate of when the information will be provided;** **6. A listing of filings submitted to, or permits issued by, other governmental agencies during the year;** **7. A projection of project compliance activities scheduled during the next year;** **8. A listing of the year's additions to the on-site compliance file;** **9. An evaluation of the on-site contingency plan for unplanned facility closure, including any suggestions necessary for bringing the plan up to date [see Compliance Conditions for Facility Closure addressed later in this section]; and** **10. A listing of complaints, notices of violation, official warnings, and citations received during the year, a description of the resolution of any resolved matters, and the status of any unresolved matters**	**After construction of each power plant is complete or when a power plant goes into commercial operation, the project owner shall submit Annual Compliance Reports instead of Monthly Compliance Reports. The reports are for each year of commercial operation and are due to BLM's Authorized Officer and the CPM each year at a date agreed to by BLM's Authorized Officer and the CPM. Annual Compliance Reports shall be submitted over the life of the project unless otherwise specified by BLM's Authorized Officer and the CPM.**	Annually Report for Unit 1 System estimated due date April 2014 1 year from start-up scheduled for April 2013	Not yet started, Monthly reports are submitted during construction				Unit 1 Start of commerical operation	1-Jul-2013	366	2-Jul-2014	
									Unit 2 Start of commerical operation	30-Sep-2013	366	1-Oct-2014	
									Unit 3 Start of commerical operation	1-Jan-2014	366	2-Jan-2015	
Compliance Conditions	COMP-08	**Confidential Information: Any information that the project owner deems confidential shall be submitted to the Energy Commission's Dockets Unit with an application for confidentiality pursuant to Title 20, California Code of Regulations, section 2505(a). Any information that is determined to be confidential shall be kept confidential as provided for in Title 20, California Code of Regulations, section 2501 et. seq. Any information the ROW holder deems confidential shall be submitted to the BLM Authorized Officer with a written request for said confidentiality along with a justification for the request. All confidential submissions to BLM should be clearly stamped "proprietary information" by the holder when submitted.**		N/A	N/A								
Compliance Conditions	COMP-09	**Annual Facility Compliance Fee: Pursuant to the provisions of Section 25806(b) of the Public Resources Code, the project owner is required to pay the Energy Commission an annual compliance fee, which is adjusted annually. The amount of the fee for FY2009-2010 was $19,823. The initial payment is due on the date the Energy Commission adopts the final decision. You will be notified of the amount due. All subsequent payments are due by July 1 of each year in which the facility retains its certification. The payment instrument shall be made payable to the California Energy Commission and mailed to: Accounting Office MS-02, California Energy Commission, 1516 9th St., Sacramento, CA 95814.**		Annually	Ongoing								
Compliance Conditions	COMP-10	**Reports of Complaints, Notices, and Citations: Prior to the start of construction, the project owner must send a letter to property owners living within one mile of the project notifying them of a telephone number to contact project representatives with questions, complaints or concerns. If the telephone is not staffed 24 hours per day, it shall include automatic answering with date and time stamp recording. All recorded complaints shall be responded to within 24 hours. The telephone number shall be posted at the project site and made easily visible to passersby during construction and operation. The telephone number shall be provided to BLM's Authorized Officer and the CPM who will post it on the Energy Commission's web page at:** **http://www.energy.ca.gov/sitingcases/power_plants_contacts.html** **Any changes to the telephone number shall be submitted immediately to BLM's Authorized Officer and the CPM, who will update the web page.** **In addition to the monthly and annual compliance reporting requirements described above, the project owner shall report and provide copies to BLM's Authorized Officer and the CPM of all complaint forms, including noise and lighting complaints, notices of violation, notices of fines, official warnings, and citations, within 10 days of receipt. Complaints shall be logged and numbered. Noise complaints shall be recorded on the form provided in the NOISE conditions of certification. All other complaints shall berecorded on the complaint form (Attachment A).**		7-Oct-2010	Approved	7-Oct-2010	7-Oct-2010						COMP

Technical Area	COC	Description	Verification	Scheduled Submittal Date	Status	Date Submitted	Date Approved	NOTES	*Milestone Description*	*MILESTONE DATES*	*REQUIRED TIMING (days)*	*SCHEDULED SUBMITTAL DATE*	STATUS
Compliance Conditions	COMP-10 (Continued)	**FACILITY CLOSURE** **At some point in the future, the project will cease operation and close down. At that time, it will be necessary to implement the Closure, Revegetation and Restoration Plan to ensure that the closure occurs in such a way that public health and safety and the environment are protected from adverse impacts. Although the project setting for this project does not appear, at this time, to present any special or unusual closure problems, it is impossible to foresee what the situation will be in 30 years or more when the project ceases operation. Therefore, provisions must be made that provide the flexibility to deal with the specific situation and project setting that exist at the time of closure. Laws, Ordinances, Regulations and Standards (LORS) pertaining to facility closure are identified in the sections dealing with each technical area. Facility closure will be consistent with LORS in effect at the time of closure. Closure would be conducted in accordance with Condition of Certification BIO-14 that requires the project owner to develop and implement a Closure, Revegetation and Rehabilitation Plan. There are at least three circumstances in which a facility closure can take place: planned closure, unplanned temporary closure and unplanned permanent closure.**		7-Oct-2010	Approved	7-Oct-2010	7-Oct-2010						TBU
Compliance Conditions	COMP-10 (Continued-1)	**CLOSURE DEFINITIONS** **Planned Closure** **A planned closure occurs when the facility is closed in an anticipated, orderly manner, at the end of its useful economic or mechanical life, or due to gradual obsolescence.** **Unplanned Temporary Closure** **An unplanned temporary closure occurs when the facility is closed suddenly and/or unexpectedly, on a short-term basis, due to unforeseen circumstances such as a natural disaster or an emergency.** **Short-term is defined as cessation of construction activities or operations of a power plant for a period less than 6 months long. Cessation of construction of operations for a period longer than 6 months in considered a permanent closure.** **Unplanned Permanent Closure** **An unplanned permanent closure occurs if the project owner closes the facility suddenly and/or unexpectedly, on a permanent basis. This includes unplanned closure where the owner implements the on-site contingency plan. It can also include unplanned closure where the project owner fails toimplement the contingency plan, and the project is essentially abandoned.**		7-Oct-2010	Approved	7-Oct-2010	7-Oct-2010						TBU
Compliance Conditions	COMP-11	**Planned Closure: In order to ensure that a planned facility closure does not create adverse impacts, a closure process that provides for careful consideration of available options and applicable laws, ordinances, regulations, standards, and local/regional plans in existence at the time of closure, will be undertaken. To ensure adequate review of a planned project closure, the project owner shall submit a revision or update to the approved Closure, Revegetation and Rehabilitation Plan to BLM and the Energy Commission for review and approval at least 12 months (or other period of time agreed to by BLM's Authorized Officer and the CPM) prior to commencement of closure activities. The project owner shall file 50 copies and 50 CDs with the Energy Commission and 10 copies and 10 CDs with BLM (or other number of copies agreed upon by BLM's Authorized Officer and the CPM) of a proposed facility closure plan/Closure, Revegetation and Rehabilitation Plan. The plan shall:** **1. identify and discuss any impacts and mitigation to address significant adverse impacts associated with proposed closure activities and to address facilities, equipment, or other project related materials that must be removed from the site;** **2. identify a schedule of activities for closure of the power plant site, transmission line corridor, and all other appurtenant facilities constructed as part of the project;**		TBD	Submission not required at this time								RFS
Compliance Conditions	COMP-11 (Continued-1)	**3. address conformance of the plan with all applicable laws, ordinances, regulations, standards, and local/regional plans in existence at the time of facility closure, and applicable conditions of certification; and.** **4. Address any changes to the site revegetation, rehabilitation, monitoring and longterm maintenance specified in the existing plan that are needed for site revegetation and rehabilitation to be successful.** **Prior to submittal of an amended or revised Closure, Revegetation and Restoration Plan, a meeting shall be held between the project owner, BLM's Authorized Officer and the Energy Commission CPM for the purpose of discussing the specific contents of the plan. In the event that there are significant issues associated with the proposed facility Closure, Revegetation and Restoration plan's approval, or the desires of local officials or interested parties are inconsistent with the plan, BLM's Authorized Officer the CPM shall hold one or more workshops and/or BLM and the Energy Commission may hold public hearings as part of its approval procedure.** **As necessary, prior to or during the closure plan process, the project owner shall take appropriate steps to eliminate any immediate threats to public health and safety and the environment, but shall not commence any other closure activities until BLM and the Energy Commission approves the facility Closure, Revegetation and Restoration plan.**		TBD	Submission not required at this time								RFS

Technical Area	COC	Description	Verification	Scheduled Submittal Date	Status	Date Submitted	Date Approved	NOTES	*Milestone Description*	*MILESTONE DATES*	*REQUIRED TIMING (days)*	*SCHEDULED SUBMITTAL DATE*	STATUS
Compliance Conditions	COMP-12	**Unplanned Temporary Closure/On-Site Contingency Plan: In order to ensure that public health and safety and the environment are protected in the event of an unplanned temporary facility closure, it is essential to have an On-Site Contingency Plan in place. The On-Site Contingency Plan will help to ensure that all necessary steps to mitigate public health and safety impacts and environmental impacts are taken in a timely manner.** **The project owner shall submit an On-Site Contingency Plan for BLM's Authorized Officer and CPM review and approval. The plan shall be submitted no less than 60 days (or other time agreed to by BLM's Authorized Officer and the CPM) after approval of any NTP or letter granting approval to commence construction for each phase of construction. A copy of the approved plan must be in place during commercial operation of the facility and shall be kept at the site at all times.** **The project owner, in consultation with BLM's Authorized Officer and the CPM, will update the On-Site Contingency Plan as necessary. BLM's Authorized Officer and the CPM may require revisions to the On-Site Contingency Plan over the life of the project. In the annual compliance reports submitted to the Energy Commission, the project owner will review the On-Site Contingency Plan, and recommend changes to bring the plan up to date. Any changes to the plan must be approved by BLM's Authorized Officer and the CPM.**		1-Feb-2011	Submitted	31-Jan-2011							
Compliance Conditions	COMP-12 (Continued)	**The On-Site Contingency Plan shall provide for taking immediate steps to secure the facility from trespassing or encroachment. In addition, for closures of more than 90 days, unless other arrangements are agreed to by BLM's Authorized Officer and the CPM, the plan shall provide for removal of hazardous materials and hazardous wastes, draining of all chemicals from storage tanks and other equipment, and the safe shutdown of all equipment. (Also see specific conditions of certification for the technical areas of Hazardous Materials Management and Waste Management.)** **In addition, consistent with requirements under unplanned permanent closure addressed below, the nature and extent of insurance coverage, and major equipment warranties must also be included in the On-Site Contingency Plan. In addition, the status of the insurance coverage and major equipment warranties must be updated in the annual compliance reports.** **In the event of an unplanned temporary closure, the project owner shall notify BLM's Authorized Officer and the CPM, as well as other responsible agencies, by telephone, fax, or e-mail, within 24 hours and shall take all necessary steps to implement the On- Site Contingency Plan. The project owner shall keep BLM's Authorized Officer and the CPM informed of the circumstances and expected duration of the closure.** **If BLM's Authorized Officer and the CPM determine that an unplanned temporary closure is likely to be permanent, or for a duration of more than 6 months, a Closure Plan consistent with the requirements for a planned closure shall be developed and submitted to BLM's Authorized Officer and the CPM within 90 days of BLM's Authorized Officer and the CPM's determination (or other period of time agreed to by BLM's Authorized Officer and the CPM).**		1-Feb-2011	Submitted	31-Jan-2011							
Compliance Conditions	COMP-13	**Unplanned Permanent Closure/On-Site Contingency Plan: The On-Site Contingency Plan required for unplanned temporary closure shall also cover unplanned permanent facility closure. All of the requirements specified for unplanned temporary closure shall also apply to unplanned permanent closure.** **In addition, the On-Site Contingency Plan shall address how the project owner will ensure that all required closure steps will be successfully undertaken in the event of abandonment.** **In the event of an unplanned permanent closure, the project owner shall notify BLM's Authorized Officer and the CPM, as well as other responsible agencies, by telephone, fax, or e-mail, within 24 hours and shall take all necessary steps to implement the On- Site Contingency Plan. The project owner shall keep BLM's Authorized Officer and the CPM informed of the status of all closure activities.** **To ensure that public health and safety and the environment are protected in the event of an unplanned temporary closure, the project owner shall submit an On-Site Contingency Plan no less than 60 days after a NTP is issued for each phase of development.**		1-Feb-2011	Submitted	31-Jan-2011							

Technical Area	COC	Description	Verification	Scheduled Submittal Date	Status	Date Submitted	Date Approved	NOTES	*Milestone Description*	*MILESTONE DATES*	*REQUIRED TIMING (days)*	*SCHEDULED SUBMITTAL DATE*	STATUS
Compliance Conditions	COMP-14	**Post Certification Changes to BLM's ROW Grant and/or the Energy Commission Decision: Amendments, Ownership Changes, Insignificant Project Changes and Verification Changes: The project owner must petition the Energy Commission pursuant to Title 20, California Code of Regulations, section 1769, in order to modify the project (including linear facilities) design, operation or performance requirements, and to transfer ownership or operational control of the facility. The BLM ROW holder must file a written requests in the form an an application to the BLM Authorized Officer in order to change the terms and conditions of their ROW grant or POD. Written requests will be in a manner prescribed by the BLM Authorized Officer.** **It is the responsibility of the project owner to contact BLM's Authorized Officer and the CPM to determine if a proposed project change should be considered a project modification pursuant to section 1769. Implementation of a project modification without first securing BLM and either Energy Commission or Energy Commission staff approval, may result in enforcement action in accordance with section 25534 of the Public Resources Code.** **A Petition to Amend is required for changes to the project as specified below. For verification changes, a letter from the project owner is sufficient. In all cases, the petition or letter requesting a change should be submitted to BLM's Authorized Officer and the CPM, who will file it with the Energy Commission's Dockets Unit in accordance with Title 20, California Code of Regulations, section 1209.** **The criteria that determine which type of approval and the process that applies are explained below. They reflect the provisions of Section 1769 at the time this condition was drafted. If the Commission's rules regarding amendments are amended, the rules in effect at the time an amendment is requested shall apply.**		As needed	As needed								
Compliance Conditions	COMP-14 (Continued)	**Amendment - The project owner shall petition the Energy Commission, pursuant to Title 20, California Code of Regulations, Section 1769(a), when proposing modifications to the project (including linear facilities) design, operation, or performance requirements. If a proposed modification results in deletion or change of a condition of certification, or makes changes that would cause the project not to comply with any applicable laws, ordinances, regulations or standards, the petition will be processed as a formal amendment to the Energy Commission's final decision, which requires public notice and review of the BLM-Energy Commission staff analysis, and approval by the full Energy Commission. The petition shall be in the form of a legal brief and fulfill the requirements of Section 1769(a). Upon request, the CPM will provide you with a sample petition to use as a template. The ROW holder shall file an application to amend the BLM ROW grant for any substantial deviation or change in use. The requirements to amend a ROW grant are the same as when filing a new application including paying processing and monitoring fees and rent.**		As needed	As needed	See amendments under specific condition							
Compliance Conditions	COMP-14 (Continued-1)	**Change of Ownership** **Change of Ownership - Change of ownership or operational control also requires that the project owner file a petition pursuant to section 1769(b). This process requires public notice and approval by the full Commission and BLM. The petition shall be in the form of a legal brief and fulfill the requirements of Section 1769(b). Upon request, the CPM will provide you with a sample petition to use as a template. The transfer of ownership of a BLM ROW grant must be through the filing of an application for assignment of the grant.** **Insignificant Project Change - Insignificant Project Change Modifications that do not result in deletions or changes to conditions of certification, and that are compliant with laws, ordinances, regulations and standards may be authorized by BLM's Authorized Officer and the CPM as an insignificant project change pursuant to section 1769(a) (2). This process usually requires minimal time to complete, and it requires a Energy Commission 14-day public review of the Notice of Insignificant Project Change that includes the BLM and Energy Commission staff's intention to approve the modification unless substantive objections are filed. These requests must also be submitted in the form of a "Petition to Amend" as described above. BLM and the Energy Commission intend to integrate a process to jointly approve insignificant project changes to avoid duplication of approval processes and ensure appropriate documentation for the public record.** **Verification Change - A verification change may be modified by the BLM's Authorized Officer adn the without requesting an amendment to the ROW Grant or Energy Commission decision if the change does not conflict with the conditions of certification and provides an effective alternate means of verification.**		As needed	As needed	See amendments under specific condition							

Technical Area	COC	Description	Verification	Scheduled Submittal Date	Status	Date Submitted	Date Approved	NOTES	*Milestone Description*	*MILESTONE DATES*	*REQUIRED TIMING (days)*	*SCHEDULED SUBMITTAL DATE*	STATUS
Cultural Resources	CUL-01	The resume of the CRS shall include the names and telephone numbers of contacts familiar with the work of the CRS on referenced projects, and demonstrate that the CRS has the appropriate education and experience to accomplish the cultural resource tasks that must be addressed during ground disturbance, grading, construction, and operation.Prior to the start of ground disturbance (includes "preconstruction site mobilization;" "construction ground disturbance;" and "construction grading, boring, and trenching," as defined in the General Conditions for this project), the project owner shall obtain the services of a Cultural Resources Specialist (CRS), and one or more alternate CRSs, if alternates are needed. The CRS shall manage all consultation, monitoring, mitigation, curation, and reporting activities required in accordance with the Conditions of Certification (Conditions). The CRS may elect to obtain the services of Cultural Resource Monitors (CRMs) and other technical specialists, if needed, to assist in monitoring, mitigation, and curation activities. The project owner shall ensure that the CRS makes recommendations regarding the eligibility to the National Register of Historic Places (NRHP) and the California Register of Historical Resources (CRHR) of any cultural resources that are newly discovered or that may be affected in an unanticipated manner. No ground disturbance shall occur prior to CPM approval of the CRS, unless specifically approved by the BLM's Authorized Officer and the CPM. Approval of a CRS may be denied or revoked for non-compliance on this or other projects.	1. At least 45 days prior to the start of ground disturbance, the project owner shall submit the resume for the CRS, and alternate(s), if desired, to the BLM's Authorized Officer and the CPM for review and approval. 2. At least 10 days prior to a termination or release of the CRS, or within 10 days after the resignation of a CRS, the project owner shall submit the resume of the proposed new CRS to the BLM's Authorized Officer and the CPM for review and approval. At the same time, the project owner shall also provide to the approved new CRS the AFC and all cultural documents, field notes, photographs, and other cultural materials generated by the project. If there is no alternate CRS in place to conduct the duties of the CRS, a previously approved monitor may serve in place of a CRS so that construction may continue up to a maximum of 3 days without a CRS. If cultural resources are discovered, then construction will remain halted until there is a CRS or alternate CRS to make a recommendation regarding significance.	11-Jun-2010	Approved	11-Jun-2010	7-Oct-2010						COMP
Cultural Resources	CUL-01 (Continued)	CULTURAL RESOURCES SPECIALIST. The resumes for the CRS and alternate(s) shall include information demonstrating to the satisfaction of the BLM's Authorized Officer and the CPM that their training and background conform to the U.S. Secretary of Interior Guidelines, as published in the Code of Federal Regulations, 36 CFR Part 61. In addition, the CRS shall have the following qualifications: 1. The CRS's qualifications shall be appropriate to the needs of the project and shall include a background in anthropology, archaeology, history, architectural history, or a related field; and 2. At least three years of rchaeological or historic, as appropriate, resource mitigation and field experience in California. CULTURAL RESOURCES MONITORS CRMs shall have the following qualifications: 1. a BS or BA degree in anthropology, archaeology, historical archaeology or a related field and one year experience monitoring in California; or 2. an AS or AA degree in anthropology, archaeology, historical archaeology or a related field, and four years experience monitoring in California; or 3. enrollment in upper division classes pursuing a degree in the fields of anthropology, archaeology, historical archaeology or a related field, and two years of monitoring experience in California. CULTURAL RESOURCES TECHNICAL SPECIALISTS The resume(s) of any additional technical specialists, e.g., historical archaeologist, historian, architectural historian, and/or physical anthropologist, shall be submitted to the BLM's Authorized Officer and the CPM for approval.	3. At least 20 days prior to ground disturbance, the CRS shall provide a letter naming anticipated CRMs for the project and stating that the identified CRMs meet the minimum qualifications for cultural resource monitoring required by this Condition. If additional CRMs are obtained during the project, the CRS shall provide additional letters to the BLM's Authorized Officer and the CPM identifying the CRMs and attesting to the qualifications of the CRMs, at least five days prior to the CRMs beginning on-site duties. 4. At least 10 days prior to beginning tasks, the resume(s) of any additional technical specialists shall be provided to the BLM's Authorized Officer and the CPM for review and approval. 5. At least 10 days prior to the start of ground disturbance, the project owner shall confirm in writing to the BLM's AuthorizedOfficer and the CPM that the approved CRS will be available for onsite work and is prepared to implement the cultural resources Conditions.	11-Jun-2010	Approved	11-Jun-2010	7-Oct-2010						COMP
Cultural Resources	CUL-02	Prior to the start of ground disturbance, if the CRS has not previously worked on the project, the project owner shall provide the CRS with copies of the AFC, data responses, and confidential cultural resources reports for the project. The project owner shall also provide the CRS, the BLM's Authorized Officer, and the CPM with maps and drawings showing the footprint of the power plant and all linear facilities. Maps shall include the appropriate USGS quadrangles and a map at an appropriate scale (e.g., 1:2000 or 1" = 200') for plotting cultural features or materials. If the CRS requests enlargements or strip maps for linear facility routes, the project owner shall provide copies to the CRS and CPM. The BLM's Authorized Officer and the CPM shall review submittals and, in consultation with the CRS, approve those that are appropriate for use in cultural resources planning activities. No ground disturbance shall occur prior to CPM approval of maps and drawings, unless specifically approved by the BLM's Authorized Officer and the CPM.	1. At least 40 days prior to the start of ground disturbance, the project owner shall provide the AFC, data responses, and confidential cultural resource documents to the CRS, if needed, and the subject maps and drawings to the CRS and CPM. The BLM's Authorized Officer and the CPM will review submittals in consultation with the CRS and approve maps and drawings suitable for cultural resources planning activities. 2. If there are changes to any project related-footprint, revised maps and drawings shall be provided at least 15 days prior to start of ground disturbance and construction for those changes. 3. If project construction is phased, if not previously provided, the project owner shall submit the subject maps and drawings 15 days prior to each phase. 4. On a weekly basis during ground disturbance, a current schedule of anticipated project activity shall be provided to the CRS and CPM by letter, email, or fax. 5. Within five days of identifying changes, the project owner shall provide written notice of any changes to scheduling of construction phase.	26-Jul-2010	Approved	30-Jul-2010	7-Oct-2010						COMP

Technical Area	COC	Description	Verification	Scheduled Submittal Date	Status	Date Submitted	Date Approved	NOTES	*Milestone Description*	*MILESTONE DATES*	*REQUIRED TIMING (days)*	*SCHEDULED SUBMITTAL DATE*	STATUS
Cultural Resources	CUL-02 (Continued)	If construction of the project would proceed in phases, maps and drawings, not previously provided, shall be submitted prior to the start of each phase. Written notification identifying the proposed schedule of each project phase shall be provided to the CRS and CPM.At a minimum, the CRS shall consult weekly with the project construction manager to confirm area(s) to be worked during the next week, until ground disturbance is completed, and the project owner shall ensure that the project construction manager is available for such weekly consultations. The project owner shall notify the CRS and CPM of any changes to the scheduling of the construction phases. No ground disturbance shall occur prior to CPM approval of maps and drawings, unless specifically approved by the BLM's Authorized Officer and the CPM.	1. At least 40 days prior to the start of ground disturbance, the project owner shall provide the AFC, data responses, and confidential cultural resource documents to the CRS, if needed, and the subject maps and drawings to the CRS and CPM. The BLM's Authorized Officer and the CPM will review submittals in consultation with the CRS and approve maps and drawings suitable for cultural resources planning activities. 2. If there are changes to any project related-footprint, revised maps and drawings shall be provided at least 15 days prior to start of ground disturbance and construction for those changes. 3. If project construction is phased, if not previously provided, the project owner shall submit the subject maps and drawings 15 days prior to each phase. 4. On a weekly basis during ground disturbance, a current schedule of anticipated project activity shall be provided to the CRS and CPM by letter, email, or fax. 5. Within five days of identifying changes, the project owner shall provide written notice of any changes to scheduling of construction phase.	26-Jul-2010	Approved	30-Jul-2010	7-Oct-2010						COMP
Cultural Resources	CUL-03	Prior to the start of ground disturbance, the project owner shall submit the Cultural Resources Monitoring and Mitigation Plan (CRMMP), as prepared by or under the direction of the CRS, to the BLM's Authorized Officer and the CPM for review and approval. The CPM shall provide the project owner with a model CRMMP to adapt for project use. The CRMMP shall identify general and specific measures to minimize potential impacts to sensitive cultural resources. Implementation of the CRMMP shall be the responsibility of the CRS and the project owner. Copies of the CRMMP shall reside with the CRS, alternate CRS, each monitor, and the project owner's on-site construction manager. No ground disturbance shall occur prior to CPM approval of the CRMMP, unless specifically approved by the BLM's Authorized Officer and the CPM. The CRMMP shall include, but not be limited to, the following elements and measures: 1. The following statement included in the Introduction: "Any discussion, summary, or paraphrasing of the Conditions in this CRMMP is intended as general guidance and as an aid to the user in understanding the Conditions and their implementation. The Conditions, as written in the Commission Decision, shall supersede any summarization, description, or interpretation of the Conditions in the CRMMP. The Cultural Resources Conditions of Certification from the Commission Decision are contained in Appendix A."	1. Upon approval of the CRS proposed by the project owner, the CPM will provide to the CRS an electronic copy of the model CRMMP. 2. At least 30 days prior to the start of ground disturbance, the project owner shall submit the subject CRMMP to the BLM's Authorized Officer and the CPM for review and approval. Ground disturbance may not commence until the CRMMP is approved, unless specifically approved by the BLM's Authorized Officer and the CPM. 3. At least 30 days prior to the start of ground disturbance, a letter shall be provided to the BLM's Authorized Officer and the CPM indicating that the project owner agrees to pay curation fees for any materials collected as a result of the archaeological investigations (survey, testing, data recovery).	13-Aug-2010	Approved	13-Aug-2010	4-Nov-2010						COMP
Cultural Resources	CUL-03 (Continued)	2. A proposed general research design that includes a discussion of archaeological research questions and testable hypotheses specifically applicable to the local prehistory and history of the project area, and a discussion of artifact collection, retention/disposal, and curation policies as related to the research questions formulated in the research design. The research design shall specify that the preferred treatment strategy for any buried archaeological deposits is avoidance. A mitigation plan shall be prepared for any NRHP-eligible resource (as determined by the BLM's Authorized Officer) or any CRHR-eligible resource (as determined by the CPM), impacts to which cannot be avoided. A prescriptive treatment plan may be included in the CRMMP for limited data types. 3. Specification of the implementation sequence and the estimated time frames needed to accomplish all project-related tasks during the ground disturbance and post-ground–disturbance analysis phases of the project. 4. Identification of the person(s) expected to perform each of the tasks, their responsibilities, and the reporting relationships between project construction management and the mitigation and monitoring team. 5. A description of the manner in which Native American observers or monitors will be included, the procedures to be used to select them, and their role and responsibilities.	1. Upon approval of the CRS proposed by the project owner, the CPM will provide to the CRS an electronic copy of the model CRMMP. 2. At least 30 days prior to the start of ground disturbance, the project owner shall submit the subject CRMMP to the BLM's Authorized Officer and the CPM for review and approval. Ground disturbance may not commence until the CRMMP is approved, unless specifically approved by the BLM's Authorized Officer and the CPM. 3. At least 30 days prior to the start of ground disturbance, a letter shall be provided to the BLM's Authorized Officer and the CPM indicating that the project owner agrees to pay curation fees for any materials collected as a result of the archaeological investigations (survey, testing, data recovery).	13-Aug-2010	Approved	13-Aug-2010	4-Nov-2010						COMP

Technical Area	COC	Description	Verification	Scheduled Submittal Date	Status	Date Submitted	Date Approved	NOTES	*Milestone Description*	*MILESTONE DATES*	*REQUIRED TIMING (days)*	*SCHEDULED SUBMITTAL DATE*	STATUS
Cultural Resources	CUL-03 (Continued)	6. A description of all impact avoidance measures (such as flagging or fencing), to prohibit or otherwise restrict access to sensitive resource areas that may be found during construction and/or operation and may subsequently need to be avoided, and identification of the areas where these measures are to be implemented. The description shall address how these measures would be implemented and how long they would be needed to protect the resources from project-related effects. 7. A statement that all cultural resources encountered shall be recorded on a DPR form 523 and mapped and photographed. In addition, all archaeological materials collected as a result of the archaeological investigations (survey, testing, and data recovery) shall be curated in accordance with the State Historical Resources Commission's "Guidelines for the Curation of Archaeological Collections," into a retrievable storage collection in a public repository or museum. 8. A statement that the project owner will pay all curation fees for artifacts recovered and for related documentation produced during cultural resources investigations conducted for the project. The project owner shall identify three possible curation facilities that could accept cultural resources materials resulting from project activities. 9. A statement that the CRS has access to equipment and supplies necessary for site mapping, photographing, and recovering any cultural resource materials that are encountered during ground disturbance and that cannot be treated prescriptively. 10. A description of the contents and format of the Cultural Resource Report (CRR), which shall be prepared according to ARMR Guidelines.	1. Upon approval of the CRS proposed by the project owner, the CPM will provide to the CRS an electronic copy of the model CRMMP. 2. At least 30 days prior to the start of ground disturbance, the project owner shall submit the subject CRMMP to the BLM's Authorized Officer and the CPM for review and approval. Ground disturbance may not commence until the CRMMP is approved, unless specifically approved by the BLM's Authorized Officer and the CPM. 3. At least 30 days prior to the start of ground disturbance, a letter shall be provided to the BLM's Authorized Officer and the CPM indicating that the project owner agrees to pay curation fees for any materials collected as a result of the archaeological investigations (survey, testing, data recovery).	13-Aug-2010	Approved	13-Aug-2010	4-Nov-2010						COMP
Cultural Resources	CUL-04	The project owner shall submit the Cultural Resources Report (CRR) to the BLM's Authorized Officer and the CPM for approval. The CRR shall be written by or under the direction of the CRS and shall be provided in the ARMR format. The CRR shall report on all field activities related to the implementation of the CRMMP including dates, times and locations, findings, samplings, and analyses. All survey reports, Department of Parks and Recreation (DPR) 523 forms, and additional research reports not previously submitted to the California Historic Resource Information System (CHRIS) and the State Historic Preservation Officer (SHPO) shall be included as an appendix to the CRR. If the project owner requests a suspension of ground disturbance and/or construction activities, then a draft CRR that covers all cultural resources activities associated with the project shall be prepared by the CRS and submitted to the BLM's Authorized Officer and the CPM for review and approval on the same day as the suspension/extension request. The draft CRR shall be retained at the project site in a secure facility until ground disturbance and/or construction resumes or the project is withdrawn. If the project is withdrawn, then a final CRR shall be submitted to the BLM's Authorized Officer and the CPM for review and approval at the same time as the withdrawal request.	1. Within 90 days after completion of ground disturbance (including landscaping), the project owner shall submit the CRR to the BLM's Authorized Officer and the CPM for review and approval. If any reports have previously been sent to the CHRIS, then receipt letters from the CHRIS or other verification of receipt shall be included in an appendix. 2. Within 90 days after completion of ground disturbance (including landscaping), the project owner shall provide to the BLM's Authorized Officer and the CPM a copy of an agreement with, or other written commitment from, a curation facility that meets the standards stated in the California State Historical Resources Commission's Guidelines for the Curation of Archaeological Collections, to accept cultural materials, if any, from this project. Any agreements concerning curation will be retained and available for audit for the life of the project. 3. Within 10 days after CPM approval of the CRR, the project owner shall provide documentation to the BLM's Authorized Officer and the CPM that copies of the CRR have been provided to the SHPO, the CHRIS, the curating institution, if archaeological materials were collected, and to the Chairperson(s) of any Native American groups requesting copies of project-related reports. 4. Within 30 days after requesting a suspension of construction activities, the project owner shall submit a draft CRR to the BLM's Authorized Officer and the CPM for review and approval.	Q1 2013	Not yet started				Complete All Construction (Use Mechanical completion date for Unit 3)	10-Jul-2013	90	8-Oct-2013	
Cultural Resources	CUL-05	Prior to and for the duration of ground disturbance, the project owner shall provide Worker Environmental Awareness Program (WEAP) training to all new workers within their first week of employment at the project site and on the linear facilities. The training shall be prepared by the CRS, may be conducted by any member of the archaeological team, and may be presented in the form of a video. The CRS shall be available (by telephone or in person) to answer questions posed by employees. The training may be discontinued when ground disturbance, including landscaping, is completed. The training shall include: 1. A discussion of applicable laws and penalties under the law; 2. Samples or visuals of artifacts that might be found in the project vicinity; 3. A discussion of what such artifacts may look like when partially buried, or wholly buried and then freshly exposed; 4. A discussion of what prehistoric and historical archaeological deposits look like at the surface and when exposed during construction, and the range of variation in the appearance of such deposits;	1. At least 30 days prior to the beginning of ground disturbance, the CRS shall provide the training program draft text and graphics and the informational brochure to the BLM's Authorized Officer and the CPM for review and approval, and the CPM will provide to the project owner a WEAP Training Acknowledgement form for each WEAP-trained worker to sign. 2. On a monthly basis, the project owner shall provide in the Monthly Compliance Report (MCR) the WEAP Training Acknowledgement forms of persons who have completed the training in the prior month and a running total of all persons who have completed training to date.	2-Jul-2010	Approved	6-Jul-2010	7-Oct-2010						COMP

Technical Area	COC	Description	Verification	Scheduled Submittal Date	Status	Date Submitted	Date Approved	NOTES	*Milestone Description*	*MILESTONE DATES*	*REQUIRED TIMING (days)*	*SCHEDULED SUBMITTAL DATE*	STATUS
Cultural Resources	CUL-05 (Continued)	5. Instruction that the CRS, alternate CRS, and CRMs have the authority to halt construction in the area of a discovery to an extent sufficient to ensure that the resource is protected from further impacts, as determined by the CRS; 6. Instruction that employees are to halt work on their own in the vicinity of a potential cultural resources discovery and shall contact their supervisor and the CRS or CRM, and that redirection of work would be determined by the construction supervisor and the CRS; 7. An informational brochure that identifies reporting procedures in the event of a discovery; 8. An acknowledgement form signed by each worker indicating that they have received the training; and 9. A sticker that shall be placed on hard hats indicating that environmental training has been completed.No ground disturbance shall occur prior to implementation of the WEAP program, unless such activities are specifically approved by the BLM's Authorized Officer and the CPM.	1. At least 30 days prior to the beginning of ground disturbance, the CRS shall provide the training program draft text and graphics and the informational brochure to the BLM's Authorized Officer and the CPM for review and approval, and the CPM will provide to the project owner a WEAP Training Acknowledgement form for each WEAP-trained worker to sign. 2. On a monthly basis, the project owner shall provide in the Monthly Compliance Report (MCR) the WEAP Training Acknowledgement forms of persons who have completed the training in the prior month and a running total of all persons who have completed training to date.	2-Jul-2010	Approved	6-Jul-2010	7-Oct-2010						COMP
Cultural Resources	CUL-06	The project owner shall ensure that construction is immediately halted should anyone discover buried archaeological materials on the project site or linear facilities (Discovery). Archaeological materials may include, but are not limited to, such items as whole or fragmentary flaked or ground stone tools, stone flaking debris, discolored, fire-altered rock, animal bone, charcoal, ash, discolored, burned earth, rocks and minerals not common to the project site, and fragments of ceramic, glass, or metal. In the event of such a Discovery, the project owner shall ensure the immediate notification of the CRS, who shall either evaluate the NRHP and CRHR eligibility of the Discovery, in person, on the project site, or supervise the evaluations that a CRM or an appropriate cultural resources technical specialist would make of the historical significance of the Discovery, also in person, on the project. The recommendations of significance shall be substantiated by and reported to the BLM's Authorized Officer and the CPM by the CRS. Redirection of ground disturbance shall be accomplished under the direction of the construction supervisor, in a manner agreed to by the CRS. In the event cultural resources that are over 50 years of age or that may be considered NRHP- or CRHR-eligible are found, or impacts to such resources can be anticipated, construction shall be halted or redirected inthe immediate vicinity of the Discovery sufficient to ensure that the resource is protected from further impacts. The halting or redirection of construction shall remain in effect until either the CRS, a CRM, orappropriate cultural resources technical specialist has made evaluations of the historical significance of the Discovery, and all of the following have also occurred:	1. At least 30 days prior to the start of ground disturbance, the project owner shall provide the BLM's Authorized Officer, the CPM, and the CRS with a letter confirming that the CRS, alternate CRS, and CRMs have the authority to halt construction activities in the vicinity of a cultural resources Discovery, and that the project owner shall ensure that the CRS notifies the BLM's Authorized Officer and the CPM within 24 hours of a Discovery, or by Monday morning if the cultural resources Discovery occurs between 8:00 AM on Friday and 8:00 AM on Sunday morning. 2. Completed DPR form 523s shall be submitted to the BLM's Authorized Officer and the CPM for review and approval no later than 24 hours following the notification of the BLM's Authorized Officer and the CPM, or 48 hours following the completion of data recordation/recovery, whichever is more appropriate for the subject cultural material.	20-Aug-2010	Approved	23-Aug-2010	2-Sep-2010						COMP
Cultural Resources	CUL-06 (Continued)	1. The CRS has notified the project owner, and the BLM's Authorized Officer and the CPM have been notified within 24 hours of the Discovery, or by Monday morning if the cultural resources Discovery occurs between 8:00 AM on Friday and 8:00 AM on Sunday morning, including a description of the Discovery (or changes in character or attributes), the action taken (i.e. work stoppage or redirection), recommendations of eligibility, and recommendations for mitigation of any cultural resources Discoveries, whether or not a determination of significance has been made. 2. The CRS has ensured completion of field notes, measurements, and photography for a DPR 523 primary form. The "Description" entry of the 523 form shall include a recommendation on the significance of the find. The project owner shall submit completed forms to the BLM's Authorized Officer and the CPM. 3. The CRS, the project owner, and the BLM's Authorized Officer and the CPM have conferred, and the BLM's Authorized Officer and the CPM have concurred with the recommended eligibility of the Discovery and approved the CRS's proposed data recovery, if any, including the curation of the artifacts, or other appropriate mitigation; and any necessary data recovery and mitigation have been completed. 4. The CRS, the BLM's Authorized Officer, and the CPM have conferred, and the BLM's Authorized Officer and the CPM have determined whether the Discovery reveals new information about the subsurface archaeological character of the project site that warrants the initiation of monitoring for portions of the project site. 5. When the BLM's Authorized Officer and the CPM make a determination that a Discovery does reveal new information about the subsurface archaeological character of the project site that warrants the initiation of monitoring for portions of the project site, the BLM's Authorized Officer and the CPM shall provide notification, by letter or e-mail, to the project owner and the CRS, where on the project site monitoring shall be necessary and why, and notification that CUL-7 shall be implemented for the subject portions of the project site.	1. At least 30 days prior to the start of ground disturbance, the project owner shall provide the BLM's Authorized Officer, the CPM, and the CRS with a letter confirming that the CRS, alternate CRS, and CRMs have the authority to halt construction activities in the vicinity of a cultural resources Discovery, and that the project owner shall ensure that the CRS notifies the BLM's Authorized Officer and the CPM within 24 hours of a Discovery, or by Monday morning if the cultural resources Discovery occurs between 8:00 AM on Friday and 8:00 AM on Sunday morning. 2. Completed DPR form 523s shall be submitted to the BLM's Authorized Officer and the CPM for review and approval no later than 24 hours following the notification of the BLM's Authorized Officer and the CPM, or 48 hours following the completion of data recordation/recovery, whichever is more appropriate for the subject cultural material.	20-Aug-2010	Approved	23-Aug-2010	2-Sep-2010						COMP

Technical Area	COC	Description	Verification	Scheduled Submittal Date	Status	Date Submitted	Date Approved	NOTES	*Milestone Description*	*MILESTONE DATES*	*REQUIRED TIMING (days)*	*SCHEDULED SUBMITTAL DATE*	STATUS
Cultural Resources	CUL-07	If there is a discovery of archaeological material, and after the BLM's Authorized Officer and the CPM notify the project owner and the CRS that the initiation of monitoring is necessary for portions of the project site or linear facilities, the project owner shall ensure that the CRS, alternate CRS, or CRMs shall monitor full time on the portions of the project site and linear facilities which the BLM's Authorized Officer and the CPM may specify, and ground disturbance full time on the portions of the laydown areas or other ancillary areas which the BLM's Authorized Officer and the CPM may also specify, to ensure there are no impacts to further undiscovered resources and to ensure that newly found resources are not further impacted in an unanticipated manner. Full-time archaeological monitoring for this project shall be the archaeological monitoring of all earth-moving activities on the portions of the construction site or the linear facility routes which the BLM's Authorized Officer and the CPM may specify for as long as the activities are ongoing. Full-time archaeological monitoring shall require one monitor per active earthmoving machine working in archaeologically sensitive areas, as determined by the CRS in consultation with the BLM's Authorized Officer and the CPM. If an excavation area is too large for one monitor to effectively observe the soil removal, one or more additional monitors shall be retained to observe the area. In the event that the CRS determines that the current level of monitoring is not appropriate in certain locations, a letter or e-mail detailing the justification for changing the level of monitoring shall be provided to the BLM's Authorized Officer and the CPM for review and approval prior to any change in the level of monitoring. The research design in the CRMMP shall govern the collection, treatment, retention/disposal, and curation of any archaeological materials encountered.	1. At least 30 days prior to the start of ground disturbance, the CPM will provide to the CRS an electronic copy of the form to be used as a daily monitoring log. 2. Daily, the CRS shall provide a statement that "no cultural resources over 50 years of age were discovered" to the BLM's Authorized Officer and the CPM as an e-mail or in some other form acceptable to the BLM's Authorized Officer and the CPM. If the CRS concludes that daily reporting is no longer necessary, a letter or e-mail providing a detailed justification for the decision to reduce or end daily reporting shall be provided to the BLM's Authorized Officer and the CPM for review and approval at least 24 hours prior to reducing or ending daily reporting. 3. On a monthly basis, while monitoring is on-going, the project owner shall include in each MCR a copy of the monthly summary report of cultural resources-related monitoring prepared by the CRS. Copies of daily logs shall be retained by the project owner and made available for audit by the BLM's Authorized Officer and the CPM. 4. At least 24 hours prior to implementing a proposed change in monitoring level, documentation justifying the change shall be submitted to the BLM's Authorized Officer and the CPM for review and approval.	20-Aug-2010	Approved	13-Aug-2010	2-Sep-2010						COMP
Cultural Resources	CUL-07 (continued-1)	On forms provided by the CPM, CRMs shall keep a daily log of any monitoring and other cultural resource activities and any instances of non-compliance with the Conditions and/or applicable LORS. Copies of the daily logs shall be provided to the BLM's Authorized Officer and the CPM by the CRS as directed by the BLM's Authorized Officer and the CPM. The CRS shall use these logs to compile a monthly summary report on the progress or status of cultural resources-related activities. If there are no monitoring activities, the summary report shall specify why monitoring has been suspended. The CRS or alternate CRS shall report daily to the BLM's Authorized Officer and the CPM on the status of cultural resources-related activities at the project site, unless reducing or ending daily reporting is requested by the CRS and approved by the BLM's Authorized Officer and the CPM. The CRS, at his or her discretion, or at the request of the BLM's Authorized Officer or the CPM, may informally discuss cultural resource monitoring and mitigation activities with Energy Commission technical staff.	1. At least 30 days prior to the start of ground disturbance, the CPM will provide to the CRS an electronic copy of the form to be used as a daily monitoring log. 2. Daily, the CRS shall provide a statement that "no cultural resources over 50 years of age were discovered" to the BLM's Authorized Officer and the CPM as an e-mail or in some other form acceptable to the BLM's Authorized Officer and the CPM. If the CRS concludes that daily reporting is no longer necessary, a letter or e-mail providing a detailed justification for the decision to reduce or end daily reporting shall be provided to the BLM's Authorized Officer and the CPM for review and approval at least 24 hours prior to reducing or ending daily reporting. 3. On a monthly basis, while monitoring is on-going, the project owner shall include in each MCR a copy of the monthly summary report of cultural resources-related monitoring prepared by the CRS. Copies of daily logs shall be retained by the project owner and made available for audit by the BLM's Authorized Officer and the CPM. 4. At least 24 hours prior to implementing a proposed change in monitoring level, documentation justifying the change shall be submitted to the BLM's Authorized Officer and the CPM for review and approval.	20-Aug-2010	Approved	13-Aug-2010	2-Sep-2010						COMP

Technical Area	COC	Description	Verification	Scheduled Submittal Date	Status	Date Submitted	Date Approved	NOTES	*Milestone Description*	*MILESTONE DATES*	*REQUIRED TIMING (days)*	*SCHEDULED SUBMITTAL DATE*	STATUS
Cultural Resources	CUL-07 (continued-2)	**Cultural resources monitoring activities are the responsibility of the CRS. Any interference with monitoring activities, removal of a monitor from duties assigned by the CRS, or direction to a monitor to relocate monitoring activities by anyone other than the CRS shall be considered non-compliance with these Conditions.** **Upon becoming aware of any incidents of non-compliance with the Conditions and/or applicable LORS, the CRS and/or the project owner shall notify the BLM's Authorized Officer and the CPM by telephone or e-mail within 24 hours. The CRS shall also recommend corrective action to resolve the problem or achieve compliance with the Conditions. When the issue is resolved, the CRS shall write a report describing the issue, the resolution of the issue, and the effectiveness of the resolution measures. This report shall be provided in the next MCR for the review of the BLM's Authorized Officer and the CPM.** **A Native American monitor shall be obtained to monitor ground disturbance in areas where Native American artifacts may be discovered. Informational lists of concerned Native Americans and Guidelines for monitoring shall be obtained from the Native American Heritage Commission. Preference in selecting a monitor shall be given to Native Americans with traditional ties to the area that shall be monitored.**	**1. At least 30 days prior to the start of ground disturbance, the CPM will provide to the CRS an electronic copy of the form to be used as a daily monitoring log.** **2. Daily, the CRS shall provide a statement that "no cultural resources over 50 years of age were discovered" to the BLM's Authorized Officer and the CPM as an e-mail or in some other form acceptable to the BLM's Authorized Officer and the CPM. If the CRS concludes that daily reporting is no longer necessary, a letter or e-mail providing a detailed justification for the decision to reduce or end daily reporting shall be provided to the BLM's Authorized Officer and the CPM for review and approval at least 24 hours prior to reducing or ending daily reporting.** **3. On a monthly basis, while monitoring is on-going, the project owner shall include in each MCR a copy of the monthly summary report of cultural resources-related monitoring prepared by the CRS. Copies of daily logs shall be retained by the project owner and made available for audit by the BLM's Authorized Officer and the CPM.** **4. At least 24 hours prior to implementing a proposed change in monitoring level, documentation justifying the change shall be submitted to the BLM's Authorized Officer and the CPM for review and approval.**	20-Aug-2010	Approved	13-Aug-2010	2-Sep-2010						COMP
Cultural Resources	CUL-08	**Prior to the dismantling, by any party, of any portion of the Hoover Dam-to-San Bernardino transmission line (CA-SBR-10315H) located within the boundaries of the project site, the project owner shall obtain the services of an architectural historian. The project owner shall provide the BLM's Authorized Officer and the CPM with the name and resume of the architectural historian. No ground disturbance shall occur prior to CPM approval of the architectural historian, unless specifically approved by the BLM's Authorized Officer and the CPM.** **The resume for the architectural historian shall include names and telephone numbers of contacts familiar with the architectural historian's work and all information needed to demonstrate that the architectural historian has the following qualifications:** **1. meets the Secretary of Interior's Professional Standards for architectural history;** **2. has at least three years experience in recording twentieth-century industrial structures; and** **3. has completed at least one recordation project within the past five years involving coordination with the National Park Service's Heritage Documentation Program (HDP).**	**1. At least 90 days prior to the dismantling of any portion of the Hoover Damto-San Bernardino transmission line located within the boundaries of the project site, the project owner shall submit the name and resume of the selected architectural historian to the BLM's Authorized Officer and the CPM for review and approval.** **2. At least 75 days prior to the dismantling of any portion of the Hoover Dam-to-San Bernardino transmission line located within the boundaries of the project site, the project owner shall confirm in writing to the BLM's Authorized Officer and the CPM that the approved architectural historian is available for onsite work and provide a date by which the architectural historian will undertake the HAER-type documentation of the tower types and the cabling system of the portion of the Hoover Dam-to-San Bernardino transmission line located within the boundaries of the project site.**	TBD	Not yet started				Dismantling of any portion of the Hoover Dam to-San Bernardino transmission line	0-Jan-1900	90		
									Dismantling of any portion of the Hoover Dam to-San Bernardino transmission line	0-Jan-1900	75		
Cultural	CUL-09	**Prior to the dismantling, by any party, of any portion of the Hoover Dam-to-San Bernardino transmission line (CA-SBR-10315H) located within the boundaries of the project site, the project owner shall ensure that the approved architectural historian prepares HAER-type documentation of the historic context and historic setting of the resource, and recordation of those physical parts of the Hoover Dam-to-San Bernardino transmission line that are located within the boundaries of the project site. The project owner shall ensure that the architectural historian consults with the HABS/HAER Coordinator in the Pacific West Regional Office of the HDP, in Oakland, and complies with the Coordinator's guidance on the extent and content of documentation appropriate for the Hoover Dam-to-San Bernardino transmission line, as a historical resource under CEQA and as a resource eligible for inclusion in the National Register of Historic Places, and on the format and materials to be**	**1. At least 60 days prior to the dismantling, by any party, of any portion of the Hoover Dam-to-San Bernardino transmission line located within the boundaries of the project site, the project owner shall submit to the BLM's Authorized Officer and the CPM a letter or memorandum from the architectural historian detailing the scope of the HDP-recommended documentation of the resource.** **2. At least 30 days prior to the dismantling, by any party, of any portion of the Hoover Dam-to-San Bernardino transmission line located within the boundaries of the project site, the project owner shall provide a copy of the draft HAER-type documentation of the resource to the BLM's Authorized Officer and the CPM for review and approval.** **3. Within 90 days after completion of ground disturbance (including landscaping) the project owner shall include in an appendix to the CRR copies of the transmittal letters for the submission of copies of the final HAER-type documentation of the portion of the Hoover Dam-to-San Bernardino transmission line located within the boundaries of the project site to the California State Library and to at least two local**	TBD	Not yet started				Dismantling of any portion of the Hoover Dam to-San Bernardino transmission line	0-Jan-1900	60		
									Dismantling of any portion of the Hoover Dam to-San Bernardino transmission line	0-Jan-1900	60		

Technical Area	COC	Description	Verification	Scheduled Submittal Date	Status	Date Submitted	Date Approved	NOTES	*Milestone Description*	*MILESTONE DATES*	*REQUIRED TIMING (days)*	*SCHEDULED SUBMITTAL DATE*	STATUS
Resources	CUL-9	**inclusion in the National Register of Historic Places, and on the format and materials to be used in the documentation. No dismantling of the Hoover Dam-to-San Bernardino transmission line located within the boundaries of the project area shall occur prior to the completion, by the architectural historian, of the recording, in the field, of the historic setting and the portion of the line located within the boundaries of the project site, and the submission to and approval by the BLM's Authorized Officer and the CPM of the draft HAER-type documentation of the Hoover Dam-to-San Bernardino transmission line, unless specifically allowed by the BLM's Authorized Officer and the CPM.**	**California State Library and to at least two local libraries in San Bernardino County, and a copy of the letter of acceptance of the final HAER documentation by the Library of Congress, if accepted by that repository. 4. Alternately, at least 150 days prior to the dismantling, by any party, of any portion of the Hoover Dam-to-San Bernardino transmission line located within the boundaries of the project site, the project owner may submit to the BLM's Authorized Officer and the CPM, for review and approval, a copy of final HAER-type documentation of the portion of the Hoover Dam to-San Bernardino transmission line located within the boundaries of the project site produced by any party, that meets HAER-type standards. If the project owner chooses this alternative, within 90 days after completion of ground disturbance (including landscaping), the project owner shall include in an appendix to the CRR copies of the transmittal letters for the submission of copies of the alternative final HAER-type documentation to the California State Library and to at least two local libraries in San Bernardino County.**	TBD	Not yet started				Complete All Construction (Use Mechanical completion date for Unit 3)	10-Jul-2013	90	8-Oct-2013	
									Dismantling of any portion of the Hoover Dam to-San Bernardino transmission line	0-Jan-1900	150		
Cultural Resources	CUL-10	**If fill soils must be acquired from a non-commercial borrow site or disposed of to a non-commercial disposal site, unless less-than-five-year-old surveys of these sites for archaeological resources are documented to and approved by the BLM's Authorized Officer and the CPM, the CRS shall survey the borrow and/or disposal site(s) for cultural resources and record on DPR 523 forms any that are identified. When the survey is completed, the CRS shall convey the results and recommendations for further action to the project owner, the BLM's Authorized Officer, and the CPM, who will determine what, if any, further action is required. If the BLM's Authorized Officer and the CPM determine that significant archaeological resources that cannot be avoided are present at the borrow site, all these conditions of certification shall apply. The CRS shall report on the methods and results of these surveys in the CRR.**	**1. As soon as the project owner knows that a non-commercial borrow site and/or disposal site will be used, he/she shall notify the CRS and CPM and provide documentation of previous archaeological survey, if any, dating within the past five years, for CPM approval. 2. In the absence of documentation of recent archaeological survey, at least 30 days prior to any soil borrow or disposal activities on the noncommercial borrow and/or disposal sites, the CRS shall survey the site/s for archaeological resources. The CRS shall notify the project owner, the BLM's Authorized Officer, and the CPM of the results of the cultural resources survey, with recommendations, if any, for further action.**	As needed	Ongoing								
Facility Design	ELEC-1	**Prior to the start of any increment of electrical construction for all electrical equipment and systems 480 volts or higher (see a representative list, below), with the exception of underground duct work and any physical layout drawings and drawings not related to code compliance and life safety, the project owner shall submit, for CBO design review and approval, the proposed final design, specifications, and calculations (2007 CBC, Appendix Chapter 1, section 106.1, Submittal Documents). Upon approval, the above-listed plans, together with design changes and design change notices, shall remain on the site or at another accessible location for the operating life of the project. The project owner shall request that the CBO inspect the installation to ensure compliance with the requirements of applicable LORS (2007 CBC, Appendix Chapter 1, section 109.6, Approval Required; section 109.5, Inspection Requests). All transmission facilities (lines, switchyards, switching stations, and substations) are handled in "Conditions of Certification" in the Transmission System Engineering section of this document. A. Final plant design plans shall include: 1. One-line diagrams for the 13.8-kV, 4.16-kV, and 480-volt systems; and 2. System grounding drawings. B. Final plant calculations must establish: 1. Short-circuit ratings of plant equipment; 2. Ampacity of feeder cables; 3. Voltage drop in feeder cables; 4. System grounding requirements; 5. Coordination study calculations for fuses, circuit breakers and protective relay settings for the 13.8-kV, 4.16-kV, and 480-volt systems; 6. System grounding requirements; and 7. Lighting energy calculations. C. The following activities shall be reported to BLM's Authorized Officer and the CPM in the monthly compliance report: 1. Receipt or delay of major electrical equipment; 2. Testing or energization of major electrical equipment; and 3. A signed statement by the registered electrical engineer certifying that the proposed final design plans and specifications conform to requirements set forth in the Energy Commission decision.**	**At least 30 days (or within a project owner- and CBO-approved alternative time frame) prior to the start of each increment of electrical construction, the project owner shall submit to the CBO for design review and approval the above-listed documents. The project owner shall include in this submittal a copy of the signed and stamped statement from the responsible electrical engineer attesting compliance with the applicable LORS and shall send BLM's Authorized Officer and the CPM a copy of the transmittal letter in the next monthly compliance report.**	2011	Ongoing includes multiple submittals								

Technical Area	COC	Description	Verification	Scheduled Submittal Date	Status	Date Submitted	Date Approved	NOTES	*Milestone Description*	*MILESTONE DATES*	*REQUIRED TIMING (days)*	*SCHEDULED SUBMITTAL DATE*	STATUS
Facility Design	GEN-1	**The project owner shall design, construct, and inspect the project in accordance with the 2007 California Building Standards Code (CBSC), also known as Title 24, California Code of Regulations, which encompasses the California Building Code (CBC), California Administrative Code, California Electrical Code, California Mechanical Code, California Plumbing Code, California Energy Code, California Fire Code, California Code for Building Conservation, California Reference Standards Code, and all other applicable engineering LORS in effect at the time initial design plans are submitted to the chief building official (CBO) for review and approval (the CBSC in effect is the edition that has been adopted by the California Building Standards Commission and published at least 180 days previously).** **The project owner shall ensure that all the provisions of the above applicable codes are enforced during the construction, addition, alteration, moving, demolition, repair, or maintenance of the completed facility (2007 CBC, Appendix Chapter 1, section 101.2, Scope). All transmission facilities (lines, switchyards, switching stations, and substations) are covered in the Conditions of Certification in the Transmission System Engineering section of this document.** **In the event that the initial engineering designs are submitted to the CBO when the successor to the 2007 CBSC is in effect, the 2007 CBSC provisions shall be replaced with the applicable successor provisions.** **Where, in any specific case, different sections of the code specify different materials, methods of construction, or other requirements, the most restrictive shall govern.Where there is a conflict between a general requirement and a specific requirement, the specific requirement shall govern.** **The project owner shall ensure that all contracts with contractors, subcontractors, and suppliers clearly specify that all work performed and materials supplied comply with the codes listed above.**	**Within 30 days following receipt of the certificate of occupancy, the project owner shall submit to BLM's Authorized Officer and the Compliance Project Manager (CPM) a statement of verification, signed by the responsible design engineer, attesting that all designs, construction, installation, and inspection requirements of the applicable LORS and the Energy Commission's decision have been met in the area of facility design. The project owner shall provide BLM's Authorized Officer and the CPM a copy of the certificate of occupancy within 30 days of receipt from the CBO (2007 CBC, Appendix Chapter 1, section 110, Certificate of Occupancy).** **Once the certificate of occupancy has been issued, the project owner shall inform BLM's Authorized Officer and the CPM at least 30 days prior to any construction, addition, alteration, moving, demolition, repair, or maintenance to be performed on any portion(s) of the completed facility that requires CBO approval for compliance with the above codes. BLM's Authorized Officer and the CPM will then determine if the CBO needs to approve the work.**	2011	Not yet started				Receive certificate of occupancy Admin Building	1-Oct-2012	30	31-Oct-2012	
Facility Design	GEN-2	**Before submitting the initial engineering designs for CBO review, the project owner shall furnish BLM's Authorized Officer, the CPM and the CBO with a schedule of facility design submittals and master drawing and master specifications lists. The schedule shall contain a list of proposed submittal packages of designs, calculations, and specifications for major structures and equipment. To facilitate audits by BLM's Authorized Officer and/or Energy Commission staff, the project owner shall provide specific packages to BLM's Authorized Officer and/or the CPM upon request.**	**At least 60 days (or within a project owner- and CBO-approved alternative time frame) prior to the start of rough grading, the project owner shall submit to the CBO, BLM's Authorized Officer and to the CPM the schedule, the master drawing and master specifications lists of documents to be submitted to the CBO for review and approval. These documents shall be the pertinent design documents for the major structures and equipment listed in Facility Design Table 1, below. Major structures and equipment shall be added to or deleted from the table only with BLM's Authorized Officer and CPM approval. The project owner shall provide schedule updates in the monthly compliance report.** **Structures and Equipment List** **Equipment/System Quantity (Plant)** **Turbine Generator Foundation and Connections** **3** **Boiler Structure, Foundation and Connections** **10** **Air Cooled Condenser Structure, Foundation & Connections** **3** **Feed Water Preheater Structure, Foundation & Connections** **3** **Deaerator Structure, Foundation and Connections** **3** **Steam Distributor Structure, Foundation and Connections** **3** **Water Treatment Plant, Administration and Electrical Building Structure,Foundation and Connections** **4** **Water Storage Tanks Structure, Foundation and Connections** **3** **Maintenance Wing Structure, Foundation and Connections** **3** **Turbine Lubrication System Foundation and Connections** **3** **Emergency Generator Foundation and Connections** **3** **Diesel Fire Pump Foundation and Connections** **3** **Reheat Tower Structure, Foundation and Connections**	12-Jul-2010	Approved	16-Jul-2010	2-Sep-2010						COMP
Facility Design	GEN-3	**The project owner shall make payments to the CBO for design review, plan checks, and construction inspections, based upon a reasonable fee schedule to be negotiated between the project owner and the CBO. These fees may be consistent with the fees listed in the 2007 CBC (2007 CBC, Appendix Chapter 1, section 108, Fees; Chapter 1, section 108.4, Permits, Fees, Applications and Inspections), adjusted for inflation and other appropriate adjustments; may be based on the value of the facilities reviewed; may be based on hourly rates; or may be otherwise agreed upon by the project owner and the CBO.**	**The project owner shall make the required payments to the CBO in accordance with the agreement between the project owner and the CBO. The project owner shall send a copy of the CBO's receipt of payment to BLM's Authorized Officer and the CPM in the next monthly compliance report indicating that applicable fees have been paid.**	Monthly	Ongoing								RC

Technical Area	COC	Description	Verification	Scheduled Submittal Date	Status	Date Submitted	Date Approved	NOTES	*Milestone Description*	*MILESTONE DATES*	*REQUIRED TIMING (days)*	*SCHEDULED SUBMITTAL DATE*	STATUS
Facility Design	GEN-4	**Prior to the start of rough grading, the project owner shall assign a California registered architect, structural engineer, or civil engineer, as the resident engineer (RE) in charge of the project (2007 California Administrative Code, section 4-209, Designation of Responsibilities). All transmission facilities (lines, switchyards, switching stations, and substations) are addressed in the conditions of certification in the Transmission System Engineering section of this document.** **The RE may delegate responsibility for portions of the project to other registered engineers. Registered mechanical and electrical engineers may be delegated responsibility for mechanical and electrical portions of the project, respectively. A project may be divided into parts, provided that each part is clearly defined as a distinct unit. Separate assignments of general responsibility may be made for each designated part.** **The RE shall:** **1. Monitor progress of construction work requiring CBO design review and inspection to ensure compliance with LORS;** **2. Ensure that construction of all facilities subject to CBO design review and inspection conforms in every material respect to applicable LORS, these conditions of certification, approved plans, and specifications;**	**At least 30 days (or within a project owner- and CBO-approved alternative time frame) prior to the start of rough grading, the project owner shall submit to the CBO for review and approval, the resume and registration number of the RE and any other delegated engineers assigned to the project. The project owner shall notify BLM's Authorized Officer and the CPM of the CBO's approvals of the RE and other delegated engineer(s) within 5 days of the approval.** **If the RE or the delegated engineer(s) is subsequently reassigned or replaced, the project owner has 5 days to submit the resume and registration number of the newly assigned engineer to the CBO for review and approval. The project owner shall notify BLM's Authorized Officer and the CPM of the CBO's approval of the new engineer within 5 days of the approval.**	7-Aug-2010	Approved	7-Aug-2010	13-Aug-2010						COMP
Facility Design	GEN-4 (continued)	**3. Prepare documents to initiate changes in approved drawings and specifications when either directed by the project owner or as required by the conditions of the project;** **4. Be responsible for providing project inspectors and testing agencies with complete and up-to-date sets of stamped drawings, plans, specifications, and any other required documents;** **5. Be responsible for the timely submittal of construction progress reports to the CBO from the project inspectors, the contractor, and other engineers who have been delegated responsibility for portions of the project; and** **6. Be responsible for notifying the CBO of corrective action or the disposition of items noted on laboratory reports or other tests when they do not conform to approved plans and specifications.** **The RE shall have the authority to halt construction and to require changes or remedial work if the work does not meet requirements. If the RE or the delegated engineers are reassigned or replaced, the project owner shall submit the name, qualifications, and registration number of the newly assigned engineer to the CBO for review and approval. The project owner shall notify BLM's Authorized Officer and the CPM of the CBO's approval of the new engineer.**	**At least 30 days (or within a project owner- and CBO-approved alternative time frame) prior to the start of rough grading, the project owner shall submit to the CBO for review and approval, the resume and registration number of the RE and any other delegated engineers assigned to the project. The project owner shall notify BLM's Authorized Officer and the CPM of the CBO's approvals of the RE and other delegated engineer(s) within 5 days of the approval.** **If the RE or the delegated engineer(s) is subsequently reassigned or replaced, the project owner has 5 days to submit the resume and registration number of the newly assigned engineer to the CBO for review and approval. The project owner shall notify BLM's Authorized Officer and the CPM of the CBO's approval of the new engineer within 5 days of the approval.**	7-Aug-2010	Approved	7-Aug-2010	13-Aug-2010						COMP
Facility Design	GEN-5	**Prior to the start of rough grading, the project owner shall assign at least one of each of the following California registered engineers to the project: a civil engineer; a soils, geotechnical, or civil engineer experienced and knowledgeable in the practice of soils engineering; and an engineering geologist. Prior to the start of construction, the project owner shall assign at least one of each of the following California registered engineers to the project: a design engineer who is either a structural engineer or a civil engineer fully competent and proficient in the design of power plant structures and equipment supports; a mechanical engineer; and an electrical engineer. (California Business and Professions Code section 6704 et seq., and sections 6730, 6731, and 6736 require state registration to practice as a civil engineer or structural engineer in California.) All transmission facilities (lines, switchyards, switching stations, and substations) are handled in "Conditions of Certification" in the Transmission System Engineering section of this Decision.** **The tasks performed by the civil, mechanical, electrical, or design engineers may be divided between two or more engineers, as long as each engineer is responsible for a particular segment of the project (for example, proposed earthwork, civil structures, power plant structures, equipment support). No segment of the project shall have more than one responsible engineer. the transmission line may be the responsibility of a separate California registered electrical engineer.**	**At least 30 days (or within a project owner- and CBO-approved alternative time frame) prior to the start of rough grading, the project owner shall submit to the CBO for review and approval, resumes and registration numbers of the responsible civil engineer, soils (geotechnical) engineer, and engineering geologist assigned to the project.** **At least 30 days (or within a project owner- and CBO-approved alternative time frame) prior to the start of construction, the project owner shall submit to the CBO for review and approval, resumes and registration numbers of the responsible design engineer, mechanical engineer, and electrical engineer assigned to the project.** **The project owner shall notify BLM's Authorized Officer and the CPM of the CBO's approvals of the responsible engineers within 5 days of the approval.** **If the designated responsible engineer is subsequently reassigned or replaced, the project owner has 5 days in which to submit the resume and registration number of the newly assigned engineer to the CBO for review and approval. The project owner shall notify BLM's Authorized Officer and the CPM of the CBO's approval of the new engineer within 5 days of the approval.**	28-May-2010	Approved	28-May-2010	2-Sep-2010						COMP

Technical Area	COC	Description	Verification	Scheduled Submittal Date	Status	Date Submitted	Date Approved	NOTES	*Milestone Description*	*MILESTONE DATES*	*REQUIRED TIMING (days)*	*SCHEDULED SUBMITTAL DATE*	STATUS
Facility Design	GEN-5 (Continued-1)	The project owner shall submit, to the CBO for review and approval, the names, qualifications, and registration numbers of all responsible engineers assigned to the project (2007 CBC, Appendix Chapter 1, section 104, Duties and Powers of Building Official). If any one of the designated responsible engineers is subsequently reassigned or replaced, the project owner shall submit the name, qualifications and registration number of the newly assigned responsible engineer to the CBO for review and approval. The project owner shall notify BLM's Authorized Officer and the CPM of the CBO's approval of the new engineer. A. The civil engineer shall: 1. Review the foundation investigations, geotechnical, or soils reports prepared by the soils engineer, the geotechnical engineer, or by a civil engineer experienced and knowledgeable in the practice of soils engineering; 2. Design (or be responsible for the design of), stamp, and sign all plans,calculations, and specifications for proposed site work, civil works, and related facilities requiring design review and inspection by the CBO. At a minimum, these include: grading, site preparation, excavation, compaction, construction of secondary containment, foundations, erosion and sedimentation control structures, drainage facilities, underground utilities, culverts, site access roads and sanitary sewer systems; and 3. Provide consultation to the RE during the construction phase of the project and recommend changes in the design of the civil works facilities and changes to the construction procedures.	At least 30 days (or within a project owner- and CBO-approved alternative time frame) prior to the start of rough grading, the project owner shall submit to the CBO for review and approval, resumes and registration numbers of the responsible civil engineer, soils (geotechnical) engineer, and engineering geologist assigned to the project. At least 30 days (or within a project owner- and CBO-approved alternative time frame) prior to the start of construction, the project owner shall submit to the CBO for review and approval, resumes and registration numbers of the responsible design engineer, mechanical engineer, and electrical engineer assigned to the project. The project owner shall notify BLM's Authorized Officer and the CPM of the CBO's approvals of the responsible engineers within 5 days of the approval. If the designated responsible engineer is subsequently reassigned or replaced, the project owner has 5 days in which to submit the resume and registration number of the newly assigned engineer to the CBO for review and approval. The project owner shall notify BLM's Authorized Officer and the CPM of the CBO's approval of the new engineer within 5 days of the approval.	28-May-2010	Approved	28-May-2010	2-Sep-2010						COMP
Facility Design	GEN-5 (Continued-2)	B. The soils engineer, geotechnical engineer, or civil engineer experienced and knowledgeable in the practice of soils engineering, shall: 1. Review all the engineering geology reports; 2. Prepare the foundation investigations, geotechnical, or soils reports containing field exploration reports, laboratory tests, and engineering analysis detailing the nature and extent of the soils that could be susceptible to liquefaction, rapid settlement, or collapse when saturated under load (2007 CBC, Appendix J, section J104.3, Soils Report; Chapter 18, section 1802.2, Foundation and Soils Investigations); 3. Be present, as required, during site grading and earthwork to provide consultation and monitor compliance with requirements set forth in the 2007 CBC, Appendix J, section J105, Inspections, and the 2007 California Administrative Code, section 4-211, Observation and Inspection of Construction (depending on the site conditions, this may be the responsibility of either the soils engineer, the engineering geologist, or both); and 4. Recommend field changes to the civil engineer and RE. This engineer shall be authorized to halt earthwork and to require changes if site conditions are unsafe or do not conform to the predicted conditions used as the basis for design of earthwork or foundations (2007 CBC, Appendix Chapter 1, section 114, Stop Orders).	At least 30 days (or within a project owner- and CBO-approved alternative time frame) prior to the start of rough grading, the project owner shall submit to the CBO for review and approval, resumes and registration numbers of the responsible civil engineer, soils (geotechnical) engineer, and engineering geologist assigned to the project. At least 30 days (or within a project owner- and CBO-approved alternative time frame) prior to the start of construction, the project owner shall submit to the CBO for review and approval, resumes and registration numbers of the responsible design engineer, mechanical engineer, and electrical engineer assigned to the project. The project owner shall notify BLM's Authorized Officer and the CPM of the CBO's approvals of the responsible engineers within 5 days of the approval. If the designated responsible engineer is subsequently reassigned or replaced, the project owner has 5 days in which to submit the resume and registration number of the newly assigned engineer to the CBO for review and approval. The project owner shall notify BLM's Authorized Officer and the CPM of the CBO's approval of the new engineer within 5 days of the approval.	28-May-2010	Approved	28-May-2010	2-Sep-2010						COMP
Facility Design	GEN-5 (Continued-3)	C. The engineering geologist shall: 1. Review all the engineering geology reports and prepare a final soils grading report; and 2. Be present, as required, during site grading and earthwork to provide consultation and monitor compliance with the requirements set forth in the 2007 California Administrative Code, section 4-211, Observation and Inspection of Construction (depending on the site conditions, this may be the responsibility of either the soils engineer, the engineering geologist, or both). D. The design engineer shall: 1. Be directly responsible for the design of the proposed structures and equipment supports; 2. Provide consultation to the RE during design and construction of the project; 3. Monitor construction progress to ensure compliance with engineering LORS; 4. Evaluate and recommend necessary changes in design; and 5. Prepare and sign all major building plans, specifications, and calculations. E. The mechanical engineer shall be responsible for, and sign and stamp a statement with, each mechanical submittal to the CBO, stating that the proposed final design plans, specifications, and calculations conform to all of the mechanical engineering design requirements set forth in BLM's Right-of-Way Decision and the Energy Commission's decision. F. The electrical engineer shall: 1. Be responsible for the electrical design of the project; and 2. Sign and stamp electrical design drawings, plans, specifications, and calculations.	At least 30 days (or within a project owner- and CBO-approved alternative time frame) prior to the start of rough grading, the project owner shall submit to the CBO for review and approval, resumes and registration numbers of the responsible civil engineer, soils (geotechnical) engineer, and engineering geologist assigned to the project. At least 30 days (or within a project owner- and CBO-approved alternative time frame) prior to the start of construction, the project owner shall submit to the CBO for review and approval, resumes and registration numbers of the responsible design engineer, mechanical engineer, and electrical engineer assigned to the project. The project owner shall notify BLM's Authorized Officer and the CPM of the CBO's approvals of the responsible engineers within 5 days of the approval. If the designated responsible engineer is subsequently reassigned or replaced, the project owner has 5 days in which to submit the resume and registration number of the newly assigned engineer to the CBO for review and approval. The project owner shall notify BLM's Authorized Officer and the CPM of the CBO's approval of the new engineer within 5 days of the approval.	28-May-2010	Approved	28-May-2010	2-Sep-2010						COMP

Technical Area	COC	Description	Verification	Scheduled Submittal Date	Status	Date Submitted	Date Approved	NOTES	*Milestone Description*	*MILESTONE DATES*	*REQUIRED TIMING (days)*	*SCHEDULED SUBMITTAL DATE*	STATUS
Facility Design	GEN-6	Prior to the start of an activity requiring special inspection, the project owner shall assign to the project a qualified and certified special inspector(s) who shall be responsible for the special inspections required by the 2007 CBC, Chapter 17, section 1704, Special Inspections; Chapter 17A, section 1704A, Special Inspections; and Appendix Chapter 1, Section 109, Inspections. All transmission facilities (lines, switchyards, switching stations, and substations) are handled in "Conditions of Certification" in the Transmission System Engineering section of this document. A certified weld inspector, certified by the American Welding Society (AWS), and/or American Society of Mechanical Engineers (ASME) as applicable, shall inspect welding performed on site requiring special inspection (including structural, piping, tanks, and pressure vessels). The special inspector shall: 1. Be a qualified person who shall demonstrate competence, to the satisfaction of the CBO, for inspection of the particular type of construction requiring special or continuous inspection; 2. Observe the work assigned for conformance with the approved design drawings and specifications; 3. Furnish inspection reports to the CBO and RE. All discrepancies shall be brought to the immediate attention of the RE for correction, then, if uncorrected, to the CBO, BLM's Authorized Officer and the CPM for corrective action (2007 CBC, Chapter 17, section 1704.1.2, Report Requirements); and 4. Submit a final signed report to the RE, CBO, BLM's Authorized Officer and CPM, stating whether the work requiring special inspection was, to the best of the inspector's knowledge, in conformance with the approved plans, specifications, and other provisions of the applicable edition of the CBC.	At least 15 days (or within a project owner- and CBO-approved alternative time frame) prior to the start of an activity requiring special inspection, the project owner shall submit to the CBO for review and approval, with a copy to BLM's Authorized Officer and the CPM, the name(s) and qualifications of the certified weld inspector(s) or other certified special inspector(s) assigned to the project to perform one or more of the duties set forth above. The project owner shall also submit to BLM's Authorized Officer and the CPM a copy of the CBO's approval of the qualifications of all special inspectors in the next monthly compliance report. If the special inspector is subsequently reassigned or replaced, the project owner has 5 days in which to submit the name and qualifications of the newly assigned special inspector to the CBO for approval. The project owner shall notify BLM's Authorized Officer and the CPM of the CBO's approval of the newly assigned inspector within 5 days of the approval.	As needed	As needed								
Facility Design	GEN-7	If any discrepancy in design and/or construction is discovered in any engineering work that has undergone CBO design review and approval, the project owner shall document the discrepancy and recommend required corrective actions (2007 CBC, Appendix Chapter 1, section 109.6, Approval Required; Chapter 17, section 1704.1.2, Report Requirements). The discrepancy documentation shall be submitted to the CBO for review and approval. The discrepancy documentation shall reference this condition of certification and, if appropriate, applicable sections of the CBC and/or other LORS.	The project owner shall transmit a copy of the CBO's approval of any corrective action taken to resolve a discrepancy to BLM's Authorized Officer and the CPM in the next monthly compliance report. If any corrective action is disapproved, the project owner shall advise BLM's Authorized Officer and the CPM, within 5 days, of the reason for disapproval and the revised corrective action to obtain CBO's approval.	As needed	As needed								
Facility Design	GEN-8	The project owner shall obtain the CBO's final approval of all completed work that has undergone CBO design review and approval. The project owner shall request the CBO to inspect the completed structure and review the submitted documents. The project owner shall notify BLM's Authorized Officer and the CPM after obtaining the CBO's final approval. The project owner shall retain one set of approved engineering plans, specifications, and calculations (including all approved changes) at the project site or at an alternative site approved by BLM's Authorized Officer and the CPM during the operating life of the project (2007 CBC, Appendix Chapter 1, section 106.3.1, Approval of Construction Documents). Electronic copies of the approved plans, specifications, calculations, and marked-up as-builts shall be provided to the CBO for retention by BLM's Authorized Officer and the CPM.	Within 15 days of the completion of any work, the project owner shall submit to the CBO, with a copy to BLM's Authorized Officer and the CPM, in the next monthly compliance report, (a) a written notice that the completed work is ready for final inspection, and (b) a signed statement that the work conforms to the final approved plans. After storing the final approved engineering plans, specifications, and calculations described above, the project owner shall submit to BLM's Authorized Officer and the CPM a letter stating both that the above documents have been stored and the storage location of those documents. Within 90 days of the completion of construction, the project owner shall provide to the CBO three sets of electronic copies of the above documents at the project owner's expense. These are to be provided in the form of "read only" (Adobe .pdf 6.0) files, with restricted (password-protected) printing privileges, on archive quality compact discs.	As needed	Ongoing				Complete All Construction (Use Mechanical completion date for Unit 3)	10-Jul-2013	90	8-Oct-2013	
Geology & Paleontology (Unit 1)	GEO-1	The Soils Engineering Report required by Section 1802A of the 2007 CBC should specifically include laboratory test data, associated geotechnical engineering analyses, and a thorough discussion of the potential for liquefaction; settlement due to compressible soils, subsidence associated with shrinkage of clay soils, hydrocompaction, or dynamic compaction; and the presence of expansive clay soils. The report should also include recommendations for ground improvement and/or foundation systems necessary to mitigate these potential geologic hazards, if present.	The project owner shall include in the application for a grading permit a copy of the Soils Engineering Report which addresses the potential for liquefaction; settlement due to compressible soils, groundwater withdrawal, hydrocompaction, or dynamic compaction; and the possible presence of expansive clay soils, and a summary of how the results of the analyses were incorporated into the project foundation and grading plan design for review and comment by the Chief Building Official (CBO). A copy of the Soils Engineering Report, application for grading permit and any comments by the CBO are to be provided to BLM's Authorized Officer and the CPM at least 30 days prior to start of ground disturbance activities.	8/20/2010 (Unit 1 and CLA)	Unit 1 & CLA - Approved	Unit 1 & CLA - 10/4/2010	7-Oct-2010						COMP

Technical Area	COC	Description	Verification	Scheduled Submittal Date	Status	Date Submitted	Date Approved	NOTES	*Milestone Description*	*MILESTONE DATES*	*REQUIRED TIMING (days)*	*SCHEDULED SUBMITTAL DATE*	STATUS
Geology & Paleontology (Unit 2)	GEO-1	**The Soils Engineering Report required by Section 1802A of the 2007 CBC should specifically include laboratory test data, associated geotechnical engineering analyses, and a thorough discussion of the potential for liquefaction; settlement due to compressible soils, subsidence associated with shrinkage of clay soils, hydrocompaction, or dynamic compaction; and the presence of expansive clay soils. The report should also include recommendations for ground improvement and/or foundation systems necessary to mitigate these potential geologic hazards, if present.**	**The project owner shall include in the application for a grading permit a copy of the Soils Engineering Report which addresses the potential for liquefaction; settlement due to compressible soils, groundwater withdrawal, hydrocompaction, or dynamic compaction; and the possible presence of expansive clay soils, and a summary of how the results of the analyses were incorporated into the project foundation and grading plan design for review and comment by the Chief Building Official (CBO). A copy of the Soils Engineering Report, application for grading permit and any comments by the CBO are to be provided to BLM's Authorized Officer and the CPM at least 30 days prior to start of ground disturbance activities.**	9/3/2010 (Unit 2)	Unit 2 - Submitted	9-Feb-2011							
Geology & Paleontology (Unit 3)	GEO-1	**The Soils Engineering Report required by Section 1802A of the 2007 CBC should specifically include laboratory test data, associated geotechnical engineering analyses, and a thorough discussion of the potential for liquefaction; settlement due to compressible soils, subsidence associated with shrinkage of clay soils, hydrocompaction, or dynamic compaction; and the presence of expansive clay soils. The report should also include recommendations for ground improvement and/or foundation systems necessary to mitigate these potential geologic hazards, if present.**	**The project owner shall include in the application for a grading permit a copy of the Soils Engineering Report which addresses the potential for liquefaction; settlement due to compressible soils, groundwater withdrawal, hydrocompaction, or dynamic compaction; and the possible presence of expansive clay soils, and a summary of how the results of the analyses were incorporated into the project foundation and grading plan design for review and comment by the Chief Building Official (CBO). A copy of the Soils Engineering Report, application for grading permit and any comments by the CBO are to be provided to BLM's Authorized Officer and the CPM at least 30 days prior to start of ground disturbance activities.**	9/17/2010 (Unit 3)	Unit 3 - Submitted	29-Mar-2011							
Hazardous Materials	HAZ-1	**The project owner shall not use any hazardous materials not listed in Hazardous Materials Appendix A, below, or in greater quantities than those identified by chemical name in Hazardous Materials Appendix A, unless approved in advance by the BLM's Authorized Officer and Compliance Project Manager (CPM).**	**The project owner shall provide to BLM's Authorized Officer and the CPM in the Annual Compliance Report, a list of hazardous materials contained at the facility.**	Annually	Ongoing	23-Sep-2012							RFS
Hazardous Materials	HAZ-2	**The project owner shall concurrently provide a Hazardous Materials Business Plan to the Hazardous Materials Division of the County of San Bernardino Fire Department, BLM's Authorized Officer and the CPM for review. After receiving comments from the Hazardous Materials Division of the County of San Bernardino Fire Department, BLM's Authorized Officer and the CPM, the project owner shall reflect all received recommendations in the final documents. If no comments are received from the county within 30 days of submittal, the project owner may proceed with preparation of final documents upon receiving comments from BLM's Authorized Officer and the CPM. . Copies of the final Hazardous Materials Business Plan shall then be provided to the Hazardous Materials Division of the County of San Bernardino Fire Department for information and to the BLM's Authorized Officer and CPM for approval.**	**At least 60 days prior to receiving any hazardous material on the site for commissioning or operations, the project owner shall provide a copy of a final Hazardous Materials Business Plan to BLM's Authorized Officer and the CPM for approval.**	TBD	As needed	9/26/2012 & 11/01/12		Chem Clean procedures submitted 9/26/12, and 11/01/12	Receipt of hazardous materials for comissioning or operations	under review	60	30-Sep-2012	RC
Hazardous Materials	HAZ-3	**The project owner shall develop and implement a Safety Management Plan for delivery of liquid hazardous materials. The plan shall include procedures, protective equipment requirements, training and a checklist. It shall also include a section describing all measures to be implemented to prevent mixing of incompatible hazardous materials. This plan shall be applicable during construction, commissioning, and operation of the power plant.**	**At least sixty (60) days prior to the delivery of any liquid hazardous material to the facility, the project owner shall provide a Safety Management Plan as described above to BLM's Authorized Officer and the CPM for review and approval**	11-Jun-2010	Approved	9-Jul-2010	7-Oct-2010	**Safety Management Plan submitted on 4/29/13**					COMP

Technical Area	COC	Description	Verification	Scheduled Submittal Date	Status	Date Submitted	Date Approved	NOTES	*Milestone Description*	*MILESTONE DATES*	*REQUIRED TIMING (days)*	*SCHEDULED SUBMITTAL DATE*	STATUS
Hazardous Materials	HAZ-4	**Prior to commencing construction, a site-specific Construction Site Security Plan for the construction phase shall be prepared and made available to BLM's Authorized Officer and the CPM for review and approval.**	**At least thirty (30) days prior to commencing construction, the project owner shall notify BLM's Authorized Officer and the CPM that a site-specific Construction Security Plan is available for review and approval. The Construction Security Plan shall include the following: 1. Perimeter security consisting of fencing enclosing the construction area; 2. Security guards; 3. Site access control consisting of a check-in procedure or tag system for construction personnel and visitors; 4. Written standard procedures for employees, contractors and vendors when encountering suspicious objects or packages on-site or off-site; 5. Protocol for contacting law enforcement, BLM's Authorized Officer and the CPM in the event of suspicious activity or emergency; and 6. Evacuation procedures**	13-Aug-2010	Approved	13-Aug-2010	7-Oct-2010						COMP
Hazardous Materials	HAZ-5	**The project owner shall prepare a site-specific Operation Security Plan for the operational phase, which shall be made available to BLM's Authorized Officer and the CPM for review and approval. The project owner shall implement site security measures addressing physical site security and hazardous materials storage.**	**At least 30 days prior to the initial receipt of hazardous materials onsite, the project owner shall notify BLM's Authorized Officer and the CPM that a sitespecific Operations Site Security Plan is available for review and approval. In the Annual Compliance Report, the project owner shall include a statement that all current project employee and appropriate contractor background investigations have been performed, and updated certification statements are appended to the Operations Security Plan. In the Annual Compliance Report, the project owner shall include a statement that the Operations Security Plan includes all current hazardous materials transport vendor certifications for security plans and employee background investigations. The level of security to be implemented shall not be less than that described below (as per NERC 2002). The Operations Security Plan shall include the following: 1. Permanent full perimeter fence or wall, at least eight feet high around the Solar Field; Ivanpah Solar Electric Generating System Page 15 07-AFC-5 2. Main entrance security gate, either hand operable or motorized; 3. Evacuation procedures; 4. Protocol for contacting law enforcement, BLM's Authorized Officer and the CPM in the event of suspicious activity or emergency or conduct endangering the facility, its employees, or contractors; and 5. Written standard procedures for employees, contractors and vendors when encountering suspicious objects or packages on-site or off-site; a. A statement (refer to sample, attachment "A") signed by the project owner certifying that background investigations have been conducted on all project personnel. Background investigations shall be restricted to ascertain the accuracy of employee identity and employment history, and shall be conducted in accordance with state and federal law regarding security and privacy;**	TBD	As needed								RC

Technical Area	COC	Description	Verification	Scheduled Submittal Date	Status	Date Submitted	Date Approved	NOTES	*Milestone Description*	*MILESTONE DATES*	*REQUIRED TIMING (days)*	*SCHEDULED SUBMITTAL DATE*	STATUS
Hazardous Materials	HAZ-5 (continued-1)	The project owner shall prepare a site-specific Operation Security Plan for the operational phase, which shall be made available to BLM's Authorized Officer and the CPM for review and approval. The project owner shall implement site security measures addressing physical site security and hazardous materials storage.	b. A statement(s) (refer to sample, attachment "B") signed by the contractor or authorized representative(s) for any permanent contractors or other technical contractors (as determined by BLM's Authorized Officer and the CPM after consultation with the project owner) that are present at any time on the site to repair, maintain, investigate, or conduct any other technical duties involving critical components (as determined by BLM's Authorized Officer and the CPM after consultation with the project owner) certifying that background investigations have been conducted on contractor personnel that visit the project site. Background investigations shall be restricted to ascertain the accuracy of employee identity and employment history, and shall be conducted in accordance with state and federal law regarding security and privacy; 6. a. A statement (refer to sample, attachment "A") signed by the project owner certifying that background investigations have been conducted on all project personnel. Background investigations shall be restricted toascertain the accuracy of employee identity and employment history, and shall be conducted in accordance with state and federal law regarding security and privacy; b. A statement(s) (refer to sample, attachment "B") signed by the contractor or authorized representative(s) for any permanent contractors or other technical contractors (as determined by BLM's Authorized Officer and the CPM after consultation with the project owner) that are present at any time on the site to repair, maintain, investigate, or conduct any other technical duties involving critical components (as determined by BLM's Authorized Officer and the CPM after consultation with the project owner) certifying that background investigations have been conducted on contractor personnel that visit the project site. Background investigations shall be restricted to ascertain the accuracy of employee identity and employment history, and shall be conducted in accordance with state and federal lawregarding security and privacy; 7. Site access controls for employees, contractors, vendors, and visitors;	TBD	As needed								
Hazardous	HAZ-5	The project owner shall prepare a site-specific Operation Security Plan for the operational phase, which shall be made available to BLM's Authorized Officer and the CPM for review	8. Closed Circuit TV (CCTV) monitoring system, recordable, and viewable in the power plant control room and security station (if separate from the control room) capable of viewing, at a minimum, the main entrance gate; and 9. Additional measures to ensure adequate perimeter security consisting of either: a. Security guard present 24 hours per day, seven days per week, OR b. Power plant personnel on-site 24 hours per day, seven days per week and all of the following: 1) The CCTV monitoring system required in number 8 above shall include cameras that are able to pan, tilt, and zoom (PTZ), have Ivanpah Solar Electric Generating System Page 16 07-AFC-5 low-light capability, are recordable, and are able to view 100% of the perimeter fence, the outside entrance to the control room, and the front gate from a monitor in the power plant control room; AND	TBD	As needed								

Technical Area	COC	Description	Verification	Scheduled Submittal Date	Status	Date Submitted	Date Approved	NOTES	*Milestone Description*	*MILESTONE DATES*	*REQUIRED TIMING (days)*	*SCHEDULED SUBMITTAL DATE*	STATUS
Materials	(continued-2)	and approval. The project owner shall implement site security measures addressing physical site security and hazardous materials storage.	power plant control room, and 2) Perimeter breach detectors or on-site motion detectors. The project owner shall fully implement the security plans and obtain BLM's Authorized Officer and CPM approval of any substantive modifications to the security plans. BLM's Authorized Officer and the CPM may authorize modifications to these measures, or may require additional measures, such as protective barriers for critical power plant components (e.g., ransformers, gas lines, compressors, etc.) depending on circumstances unique to the facility or in response to industry-related standards, security concerns, or additional guidance provided by the U.S. Department of Homeland Security, the U.S. Department of Energy, or the North American Electrical Reliability Council, after consultation with appropriate law enforcement agencies and the project owner.	TBD	As needed								
Hazardous Materials	HAZ-6	The holder (project owner) shall comply with all applicable Federal laws and regulations existing or hereafter enacted or promulgated. In any event, the holder(s) shall comply with the Toxic Substances Control Act of 1976, as amended (15 U.S.C. 2601, et seq.) with regard to any toxic substances that are used, generated by or stored on the right-of-way or on facilities authorized under this right-of-way grant. (See 40 CFR, Part 702-799 and especially, provisions on polychlorinated biphenyls, 40 CFR 761.1-761.193.) Additionally, any release of toxic substances (leaks, spills, etc.) in excess of the reportable quantity established by 40 CFR, Part 117 shall be reported as required by the Comprehensive Environmental Response, Compensation and Liability Act of 1980, Section 102b	A copy of any report required or requested by any Federal agency or State government entity as a result of a reportable release or spill of any toxic substances shall be furnished to BLM's Authorized Officer and the CPM concurrent with the filing of the reports with the Federal or State governmental entity.	TBD	As needed								
Land Use	LAND-1	The project owner shall obtain a Right-of-Way Grant (ROW Grant) from the Bureau of Land Management (BLM). Among the conditions for obtaining the ROW grant, the applicant shall provide the following: A. Prior to issuance of any right of way grant, the project owner shall submit a final Plan(s) of Development that describes in detail the construction, operation, maintenance, and termination of the right-of-way and its associated improvements and/or facilities. The project owner shall construct, operate, and maintain the facilities, improvements, and structures within this right-of-way in strict conformity with the final approved Plan of Development. The degree and scope of these plans will vary depending upon (1) the complexity of the right-of-way or its associated improvements and/or facilities, (2) the anticipated conflicts that require mitigation, and (3) additional technical information required by BLM's Authorized Officer and the CPM. The plans will be reviewed, and if appropriate, modified by the project owner until acceptable, and approved by BLM's Authorized Officer and the CPM. B. A bond, acceptable to BLM's Authorized Officer, shall be furnished by the owner prior to the issuance of a Notice to Proceed with construction or at such earlier date as may be specified by BLM's Authorized Officer. The amount of this bond shall be determined by BLM's Authorized Officer. This bond must be maintained in effect until removal of improvements and restoration of the right-of-way have been accepted by BLM's Authorized Officer and the CPM.	At least 30 days prior to the start of construction and prior to any Notice to Proceed with construction issued by BLM's Authorized Officer and the CPM, the project owner shall provide BLM's Authorized Officer and the CPM with documentation of the following: A. BLM's ROW Grant and final approved Plan of Development; B. The bond satisfactory to BLM's Authorized Officer; C. Certification that the project owner acknowledges that the ISEGS development and all related construction, operation, maintenance and closure activities are to be conducted in conformance with the approved Plan of Development and within the approved ROW boundaries for the life of the project.	17-Sep-2010	Approved	4-Oct-2010	3/14/2012 CLA and Tortoise Pen along I-15; 5/07/12 Yates Well rd;						COMP
Land Use	LAND-2	Project Owner shall allow a setback between the (1) security and tortoise exclusion fence, and (2) the proposed ROW boundary. Once the fencing is constructed, all inspection, monitoring, and maintenance activities required outside of the fencing will occur on lands included within this setback area.	At least thirty (30) days prior to the start of construction, the project owner shall provide BLM's Authorized Officer and the CPM with a revised project description and construction plans specifying the inclusion of a setback area. The setback area shall be a minimum 20 feet wide within the ROW boundaries between the tortoise fence and the ROW boundary on the upslope boundary of the ROW, and a minimum 8-12 foot wide between the tortoise fence and ROW boundary on side and downslope boundaries. The project owner shall also provide BLM's Authorized Officer and the CPM with certification acknowledging that the ISEGS development and all related construction, operation, maintenance and closure activities are to be conducted within the ROW boundaries for the life of the project.	9-Jul-2010	Approved	16-Jul-2010	7-Oct-2010						COMP

Technical Area	COC	Description	Verification	Scheduled Submittal Date	Status	Date Submitted	Date Approved	NOTES	*Milestone Description*	*MILESTONE DATES*	*REQUIRED TIMING (days)*	*SCHEDULED SUBMITTAL DATE*	STATUS
Land Use	LAND-3	Prior to the start of commercial operations of the first ISEGS power plant to be constructed, the project owner shall prepare plans for a **Solar / Ecological Interpretive Center** to be developed to in the vicinity of the ISEGS project. The project owner in consultation with the County shall propose a location on-site or off-site that provides a vantage point to observe as many features as is possible of the ISEGS project without compromising safety or security. The project owner's plans for the Solar / Ecological Interpretive Center may be coordinated with San Bernardino County. The Solar / Ecological Interpretive Center shall include or make accessible to the public the following features: 1. surfaced public parking 2. information kiosks describing ISEGS solar energy technology; 3. picnic area with tables, 4. garbage cans; 5. interpretive signs identifying local landmarks and ecological features; 6. a contained restroom facility (or reasonable access to a facility with flush toilets and sinks should the Solar / Ecological Interpretive Center be constructed adjacent to another facility having a restroom).	At least 30 days prior to commercial operation of the first power plant of the ISEGS development, the project owner shall submit plans to BLM's Authorized Officer and the CPM for review and approval for a Solar / Ecological Interpretive Center to be developed in the ISEGS vicinity in coordination with San Bernardino County. Within 6 months of approval of the proposed Solar /Ecological Interpretive Center plans (1) by the Commission and the BLM, for an on-site Center, or (2) by the County of San Bernardino, for an off-site Center, being final and no longer subject to administrative or judicial review, the project owner shall commence construction of the Center and shall to the extent feasible complete construction within one year following the start of construction if the Center is located off of the ISEGS site. If located onsite, then construction of the Center shall follow the completion of all ISEGS construction. Upon completion the project owner shall submit notice to BLM and the Energy Commission that it has completed construction of the Solar / Ecological Interpretive Center. In each Annual Compliance Report, the project owner shall provide a summary of estimated public use of the Solar / Ecological Interpretive Center and summarize any issues associated with operating and maintenance activities.	Mar-2013	Not yet started Estimated due date of Plan for Solar Education Ctr March 1, 2013	9/23/2013	BLM Approved on 9/23/13	**9/25/13:** Solar/Ecological Interpretive Center Plan was submitted to BLM on 9/23/2013; BLM approved on 9/25/13. The Plan was submitted to CEC on 9/25/13.	Unit 1 Start of commerical operation	1-Jul-2013	30	1-Jun-2013	
Facility Design	MECH-1	The project owner shall submit, for CBO design review and approval, the proposed final design, specifications, and calculations for each plant major piping and plumbing system listed in Facility Design Table 2, Condition of Certification GEN-2, above. Physical layout drawings and drawings not related to code compliance and life safety need not be submitted. The submittal shall also include the applicable QA/QC procedures. Upon completion of construction of any such major piping or plumbing system, the project owner shall request the CBO's inspection approval of that construction (2007 CBC, Appendix Chapter 1, section 106.1, Submittal Documents; section 109.5, Inspection Requests; section 109.6, Approval Required; 2007 California Plumbing Code, section 301.1.1, Approvals). The responsible mechanical engineer shall stamp and sign all plans, drawings, and calculations for the major piping and plumbing systems, subject to CBO design review and approval, and submit a signed statement to the CBO when the proposed piping and plumbing systems have been designed, fabricated, and installed in accordance with all of the applicable laws, ordinances, regulations and industry standards (2007 CBC, Appendix Chapter 1, section 106.3.4, Design Professional in Responsible Charge), which may include, but are not limited to: • American National Standards Institute (ANSI) B31.1 (Power Piping Code); • ANSI B31.2 (Fuel Gas Piping Code); • ANSI B31.3 (Chemical Plant and Petroleum Refinery Piping Code); • ANSI B31.8 (Gas Transmission and Distribution Piping Code); • Title 24, California Code of Regulations, Part 5 (California Plumbing Code); • Title 24, California Code of Regulations, Part 6 (California Energy Code, for building energy conservation systems and temperature control and ventilation systems); • Title 24, California Code of Regulations, Part 2 (California Building Code); and • San Bernardino County codes. The CBO may deputize inspectors to carry out the functions of the code enforcement agency (2007 CBC, Appendix Chapter 1, section 103.3, Deputies).	At least 30 days (or within a project owner- and CBO-approved alternative time frame) prior to the start of any increment of major piping or plumbing construction listed in Facility Design Table 1, Condition of Certification GEN-2, above, the project owner shall submit to the CBO for design review and approval the final plans, specifications, and calculations, including a copy of the signed and stamped statement from the responsible mechanical engineer certifying compliance with applicable LORS, and shall send BLM's Authorized Officer and the CPM a copy of the transmittal letter in the next monthly compliance report. The project owner shall transmit to BLM's Authorized Officer and the CPM, in the monthly compliance report following completion of any inspection, a copy of the transmittal letter conveying the CBO's inspection approvals.	2011	Ongoing Multiple submittals required								
Facility Design	MECH-2	For all pressure vessels installed in the plant, the project owner shall submit to the CBO and California Occupational Safety and Health administration (Cal/OSHA), prior to operation, the code certification papers and other documents required by applicable LORS. Upon completion of the installation of any pressure vessel, the project owner shall request the appropriate CBO and/or Cal/OSHA inspection of that installation (2007 CBC, Appendix Chapter 1, section 109.5, Inspection Requests). The project owner shall: 1. Ensure that all boilers and fired and unfired pressure vessels are designed, fabricated, and installed in accordance with the appropriate section of the American Society of Mechanical Engineers (ASME) Boiler and Pressure Vessel Code, or other applicable code. Vendor certification, with identification of applicable code, shall be submitted for prefabricated vessels and tanks; and 2. Have the responsible design engineer submit a statement to the CBO that the proposed final design plans, specifications, and calculations conform to all of the requirements set forth in the appropriate ASME Boiler and Pressure Vessel Code or other applicable codes.	At least 30 days (or within a project owner- and CBO-approved alternative time frame) prior to the start of on-site fabrication or installation of any pressure vessel, the project owner shall submit to the CBO for design review and approval the above-listed documents, including a copy of the signed and stamped engineer's certification, with a copy of the transmittal letter to BLM's Authorized Officer and the CPM. The project owner shall transmit to BLM's Authorized Officer and the CPM, in the monthly compliance report following completion of any inspection, a copy of the transmittal letter conveying the CBO's and/or Cal/OSHA inspection approvals.	TBD	Not yet started				Start of fabrication or installation of pressure vessel	28-Aug-2012	30	29-Jul-2012	

Technical Area	COC	Description	Verification	Scheduled Submittal Date	Status	Date Submitted	Date Approved	NOTES	*Milestone Description*	*MILESTONE DATES*	*REQUIRED TIMING (days)*	*SCHEDULED SUBMITTAL DATE*	STATUS
Facility Design	MECH-3	The project owner shall submit to the CBO for design review and approval the design plans, specifications, calculations, and quality control procedures for any heating, ventilating, air conditioning (HVAC), or refrigeration system. Packaged HVAC systems, where used, shall be identified with the appropriate manufacturer's data sheets.	The project owner shall design and install all HVAC and refrigeration systems within buildings and related structures in accordance with the CBC and other applicable codes. Upon completion of any increment of construction, the project owner shall request the CBO's inspection and approval of that construction. The final plans, specifications, and calculations shall include approved criteria, assumptions, and methods used to develop the design. In addition, the responsible mechanical engineer shall sign and stamp all plans, drawings, and calculations and submit a signed statement to the CBO that the proposed final design plans, specifications, and calculations conform with the applicable LORS (2007 CBC, Appendix Chapter 1, section 109.3.7, Energy Efficiency Inspections; section 106.3.4, Design Professionals in Responsible Charge). At least 30 days (or within a project owner- and CBO-approved alternative time frame) prior to the start of construction of any HVAC or refrigeration system, the project owner shall submit to the CBO the required HVAC and refrigeration calculations, plans, and specifications, including a copy	2011	Ongoing Multiple submittals required								
Noise & Vibration	NOISE-1	Prior to the start of ground disturbance, the project owner shall notify the operator of the Primm Valley Golf Course, by mail or other effective means, of the commencement of project construction. At the same time, the project owner shall establish a telephone number for use by the public to report any undesirable noise conditions associated with the construction and operation of the project and include that telephone number in the above notice. If the telephone is not staffed 24 hours per day, the project owner shall include an automatic answering feature, with date and time stamp recording, to answer calls when the phone is unattended. This telephone number shall be posted at the project site during construction in a manner visible to passersby. This telephone number shall be maintained until the project has been operational for at least one year.	At least 15 days prior to ground disturbance, the project owner shall transmit to BLM's Authorized Officer and the Compliance Project Manager (CPM) a statement, signed by the project owner's project manager, stating that the above notification has been performed and describing the method of that notification, verifying that the telephone number has been established and posted at the site, and giving that telephone number.	7-Oct-2010	Approved	7-Oct-2010	7-Oct-2010						COMP
Noise & Vibration	NOISE-2	Throughout the construction (including steam blow activities) and operation of the ISEGS, the project owner shall document, investigate, evaluate, and attempt to resolve all project related noise complaints. The project owner or authorized agent shall: • Use the Noise Complaint Resolution Form (below), or a functionally equivalent procedure acceptable to BLM's Authorized Officer and the CPM, to document and respond to each noise complaint; • Attempt to contact the person(s) making the noise complaint within 24 hours; • Conduct an investigation to determine the source of noise related to the complaint; • Take all feasible measures to reduce the noise at its source if the noise is project related; and • Submit a report documenting the complaint and the actions taken. The report shall include: a complaint summary, including final results of noise reduction efforts, and if obtainable, a signed statement by the complainant stating that the noise problem is resolved to the complainant's satisfaction	Within 5 days of receiving a noise complaint, the project owner shall file a copy of the Noise Complaint Resolution Form with BLM's Authorized Officer and the CPM, documenting the resolution of the complaint. If mitigation is required to resolve a complaint, and the complaint is not resolved within a 3-day period, the project owner shall submit an updated Noise Complaint Resolution Form when the mitigation is implemented.	TBD	As needed								
Noise & Vibration	NOISE-3	The project owner shall submit to BLM's Authorized Officer and the CPM for review and approval a noise control program and a statement, signed by the project owner's project manager, verifying that the noise control program will be implemented throughout construction of the project. The noise control program shall be used to reduce employee exposure to high noise levels during construction and also to comply with applicable OSHA and Cal/OSHA standards.	At least 30 days prior to the start of ground disturbance, the project owner shall submit to BLM's Authorized Officer and the CPM the noise control program and the project owner's project manager's signed statement. The project owner shall make the program available to Cal/OSHA upon request.	13-Aug-2010	Approved	11-Aug-2010	7-Oct-2010						COMP

Technical Area	COC	Description	Verification	Scheduled Submittal Date	Status	Date Submitted	Date Approved	NOTES	*Milestone Description*	*MILESTONE DATES*	*REQUIRED TIMING (days)*	*SCHEDULED SUBMITTAL DATE*	STATUS
Noise & Vibration	NOISE-4	The project design and implementation shall include appropriate noise mitigation measures adequate to ensure that operation of the project will not cause noise complaints from residents of Primm, Nevada, or from the operator of the Primm Valley Golf Course or from visitors from the Mojave National Preserve. If legitimate project-related noise complaints are received from residents of Primm, the project owner shall perform a noisesurvey to demonstrate that noise levels due to plant operation do not exceed an average of 45 dBA Leq measured at the nearest residence of the community of Primm, Nevada. If legitimate project-related noise complaints are received from the operator of the Primm Valley Golf Course, or the visitors from the Mojave National Preserve, the project owner shall perform a noise survey to demonstrate that noise levels due to plant operation do not exceed an average of 55 dBA Leq measured at the nearest boundary of the golf course, or the nearest boundary of the Mojave National Preserve, respectively. No new project components creating pure-tone noises will be added to the project unless they are balanced by other plant features. No single piece of equipment shall be allowed to stand out as a source of noise that draws legitimate complaints. A. The measurement of power plant noise for the purposes of demonstrating compliance with this condition of certification may alternatively be made at a location, acceptable to BLM's Authorized Officer and the CPM, closer to the plant (e.g., 400 feet from the plant boundary) and this measured level then mathematically extrapolated to determine the plant noise contribution at the affected location. The character of the plant noise shall be evaluated at the affected residential locations to determine the presence of pure tones or other dominant sources of plant noise.	The survey shall take place within 30 days of the receipt of the noise complaint, unless the complaint has been resolved to the complaining party's satisfaction. Within 15 days after completing the survey, the project owner shall submit a summary report of the survey to BLM's Authorized Officer and the CPM. Included in the survey report will be a description of additional mitigation measures (if any) necessary to achieve compliance with the above-listed noise limit and a schedule, subject to BLM's Authorized Officer and CPM approval, for implementing these measures. When these measures are in place, the project owner shall repeat the noise survey. Within 15 days of completion of the new survey, the project owner shall submit to BLM's Authorized Officer and the CPM a summary report of the new noise survey, performed as described above and showing compliance with this condition.	TBD	As needed								
Noise & Vibration	NOISE-5	Following each phase (Ivanpah 1, Ivanpah 2, and Ivanpah 3) of the project's first achieving a sustained output of 80 percent or greater of rated capacity, the project owner shall conduct an occupational noise survey to identify the noise hazardous areas in the facility. The surveys shall be conducted by a qualified person in accordance with the provisions of Title 8, California Code of Regulations sections 5095–5099 and Title 29, Code of Federal Regulations section 1910.95. The survey results shall be used to determine the magnitude of employee noise exposure. The project owner shall prepare reports of the survey results and, if necessary, identify proposed mitigation measures that will be employed to comply with the applicable California and federal regulations.	Within 30 days after completing each survey, the project owner shall submit the noise survey report to BLM's Authorized Officer and the CPM. The project owner shall make the reports available to OSHA and Cal/OSHA upon request.	TBD	As needed								
Noise & Vibration	NOISE-6	Noisy construction work or heavy equipment operation that causes offsite annoyance as evidenced by the filing of a legitimate noise complaint shall be restricted to 7:00 am to 7:00 pm time period. Haul trucks shall be operated in accordance with posted speed limits. Truck engine exhaust brake use shall be limited to emergencies.	Prior to ground disturbance, the project owner shall transmit to BLM's Authorized Officer and the CPM a statement acknowledging that the above restrictions will be observed throughout the construction of the project.	13-Aug-2010	Approved	28-Jul-2010	2-Sep-2010						COMP
Noise & Vibration	NOISE-7	If a high-pressure steam blow is employed, the project owner shall equip steam blow piping with a temporary silencer or take other effective measures that quiet the noise of steam blows to no greater than 60 dBA measured at the Primm Valley Golf Club to no greater than 55 dBA measured at any affected residential locations in Primm, NV and to no greater thatn 55 dBA measured at the nearest boundary of the Mojave national Preserve. The project owner shall conduct high-pressure steam blows only during the hours of 7:00 a.m. to 7:00 p.m. If a low-pressure continuous steam blow is employed, the project owner shall limit the noise of steam blows to no greater than 45 dBA measured at any affected residential location in Primm, NV. In lieu of specifying the level of silencing above, the project owner may alternatively submit an analysis to the BLM's Authorized Officer and the CPM that documents that during either high or low pressure steam blows, steam blow noise levels would not exceed 60 dBA at the Primm Valley Golf Club (daytime), or 55 dBA (daytime)/45 dBA (nighttime) at the nearest residential location in Primm.	At least fifteen (15) days prior to the first high pressure steam blow, the project owner shall submit to BLM's Authorized Officer and the CPM drawings or other information describing the temporary steam blow silencer or other noise attenuating measures to be taken, the noise levels expected and a description of the steam blow schedule. At least fifteen (15) days prior to any low-pressure continuous steam blow, the project owner shall submit to BLM's Authorized Officer and the CPM drawings or other information describing the process, including the noise levels expected and the projected time schedule for execution of the process.		Completed	Unit 1 Notification submitted on 2/6/13; Unit 2 Notification submitted on 3/20/13; Unit 3 Notification submitted on 4/9/13							RA

Technical Area	COC	Description	Verification	Scheduled Submittal Date	Status	Date Submitted	Date Approved	NOTES	*Milestone Description*	*MILESTONE DATES*	*REQUIRED TIMING (days)*	*SCHEDULED SUBMITTAL DATE*	STATUS
Geology & Paleontology	PAL-1	The project owner shall provide BLM's Authorized Officer and the Compliance Project Manager (CPM) with the resume and qualifications of its PRS for review and approval. If the approved PRS is replaced prior to completion of project mitigation and submittal of the Paleontological Resources Report, the project owner shall obtain BLM's Authorized Officer and CPM approval of the replacement PRS. The project owner shall keep resumes on file for qualified Paleontological Resource Monitors (PRMs). If a PRM is replaced, the resume of the replacement PRM shall also be provided to BLM's Authorized Officer and the CPM. The PRS resume shall include the names and phone numbers of references. The resume shall also demonstrate to the satisfaction of BLM's Authorized Officer and the CPM the appropriate education and experience to accomplish the required paleontological resource tasks. As determined by BLM's Authorized Officer and the CPM, the PRS shall meet the minimum qualifications for a vertebrate paleontologist as described in the Society of Vertebrate Paleontology (SVP) guidelines of 1995. The experience of the PRS shall include the following: 1. Institutional affiliations, appropriate credentials, and college degree; 2. Ability to recognize and collect fossils in the field; 3. Local geological and biostratigraphic expertise; 4. Proficiency in identifying vertebrate and invertebrate fossils; and 5. At least three years of paleontological resource mitigation and field experience in California and at least one year of experience leading paleontological resource mitigation and field activities. The project owner shall ensure that the PRS obtains qualified paleontological resource monitors to monitor as he or she deems necessary on the project.	(1) At least 60 days prior to the start of ground disturbance, the project owner shall submit a resume and statement of availability of its designated PRS for onsite work. (2) At least 20 days prior to ground disturbance, the PRS or project owner shall provide a letter with resumes naming anticipated monitors for the project, stating that the identified monitors meet the minimum qualifications for paleontological resource monitoring required by the condition. If additional monitors are obtained during the project, the PRS shall provide additional letters and resumes to BLM's Authorized Officer and the CPM. The letter shall be provided to BLM's Authorized Officer and the CPM no later than one week prior to the monitor's beginning on-site duties. (3) Prior to the termination or release of a PRS, the project owner shall submit the resume of the proposed new PRS to BLM's Authorized Officer and the CPM for review and approval.	11-Jun-2010	Approved	11-Jun-2010	7-Oct-2010						
Geology & Paleontology	PAL-2	The project owner shall provide to the PRS, BLM's Authorized Officer and the CPM, for approval, maps and drawings showing the footprint of the power plants, construction lay down areas, and all related facilities. Maps shall identify all areas of the project where ground disturbance is anticipated. If the PRS requests enlargements or strip maps for linear facility routes, the project owner shall provide copies to the PRS, BLM's Authorized Officer and CPM. The site grading plan and plan and profile drawings for the utility lines would be acceptable for this purpose. The plan drawings should show the location, depth, and extent of all ground disturbances and be at a scale of 1 inch = 40 feet to 1 inch = 100 feet range. If the footprint of the project or its linear facilities change, the project owner shall provide maps and drawings reflecting those changes to the PRS, BLM's Authorized Officer and CPM. If construction of the ISEGS project proceeds in phases, maps and drawings may be submitted prior to the start of each power plant. A letter identifying the proposed schedule of each project power plant shall be provided to the PRS, BLM's Authorized Officer and CPM. Before work commences on affected power plants, the project owner shall notify the PRS, BLM's Authorized Officer and CPM of any construction phase scheduling changes. At a minimum, the project owner shall ensure that the PRS or PRM consults weekly with the project superintendent or construction field manager to confirm area(s) to be worked the following week, and until ground disturbance is completed.	(1) At least 30 days prior to the start of ground disturbance for each phase of the project, the project owner shall provide the maps and drawings to the PRS, BLM's Authorized Officer and CPM. (2) If there are changes to the footprint of the project, revised maps and drawings shall be provided to the PRS, BLM's Authorized Officer and CPM at least 15 days prior to the start of ground disturbance for each phase of the project. (3) If there are changes to the scheduling of the construction phases of each power plant, the project owner shall submit a letter to BLM's Authorized Officer and the CPM within 5 days of identifying the changes.	2-Aug-2010	Approved	30-Jul-2010	2-Sep-2010						
Geology & Paleontology	PAL-3	If after review of the plans provided pursuant to PAL-2, the PRS determines that materials with moderate, high, or unknown paleontological sensitivity could be impacted, the project owner shall ensure that the PRS prepares, and the project owner submits to BLM's Authorized Officer and the CPM for review and approval, a **Paleontological Resources Monitoring and Mitigation Plan (PRMMP)** to identify general and specific measures to minimize potential impacts to paleontological resources. Approval of the PRMMP by BLM's Authorized Officer and the CPM shall occur prior to any ground disturbance. The PRMMP shall function as the formal guide for monitoring, collecting, and sampling activities, and may be modified with BLM's Authorized Officer and CPM approval. This document shall be used as the basis of discussion when on-site decisions or changes are proposed. Copies of the PRMMP shall reside with the PRS, each monitor, the project owner's on-site manager, BLM's Authorized Officer and the CPM. The PRMMP shall be developed in accordance with the guidelines of the Society of Vertebrate Paleontology (SVP 1995) and shall include, but not be limited, to the following: 1. Assurance that the performance and sequence of project-related tasks, such as any literature searches, pre-construction surveys, worker environmental training, fieldwork, flagging or staking, construction monitoring, mapping and data recovery, fossil preparation and collection, identification and inventory, preparation of final reports, and transmittal of materials for curation will be performed according to PRMMP procedures; 2. Identification of the person(s) expected to assist with each of the tasks identified within the PRMMP and the conditions of certification;	At least 30 days prior to ground disturbance, the project owner shall provide a copy of the PRMMP to BLM's Authorized Officer and the CPM. The PRMMP shall include an affidavit of authorship by the PRS, and acceptance of the PRMMP by the project owner evidenced by a signature.	13-Aug-2010	Approved	20-Aug-2010	30-Sep-2010						COMP

Technical Area	COC	Description	Verification	Scheduled Submittal Date	Status	Date Submitted	Date Approved	NOTES	*Milestone Description*	*MILESTONE DATES*	*REQUIRED TIMING (days)*	*SCHEDULED SUBMITTAL DATE*	STATUS
Geology & Paleontology	PAL-3 (Conintued)	3. A thorough discussion of the anticipated geologic units expected to be encountered, the location and depth of the units relative to the project when known, and the known sensitivity of those units based on the occurrence of fossils either in that unit or in correlative units; 4. An explanation of why, how, and how much sampling is expected to take place and in what units. Include descriptions of different sampling procedures that shall be used for fine-grained and coarse-grained units; 5. A discussion of the locations of where the monitoring of project construction activities is deemed necessary, and a proposed plan for monitoring and sampling; 6. A discussion of procedures to be followed in the event of a fossil discovery, halting construction, resuming construction, and how notifications will be performed; 7. A discussion of equipment and supplies necessary for collection of fossil materials and any specialized equipment needed to prepare, remove, load, transport, and analyze large-sized fossils or extensive fossil deposits; 8. Procedures for inventory, preparation, and delivery for curation into a retrievable storage collection in a public repository or museum, which meet the Society of Vertebrate Paleontology's standards and requirements for the curation of paleontological resources; 9. Identification of the institution that has agreed to receive data and fossil materials collected, requirements or specifications for materials delivered for curation, and how they will be met, and the name and phone number of the contact person at the institution; and 10. A copy of the paleontological conditions of certification.	At least 30 days prior to ground disturbance, the project owner shall provide a copy of the PRMMP to BLM's Authorized Officer and the CPM. The PRMMP shall include an affidavit of authorship by the PRS, and acceptance of the PRMMP by the project owner evidenced by a signature.	13-Aug-2010	Approved	20-Aug-2010	30-Sep-2010						
Geology & Paleontology	PAL-4	If after review of the plans provided pursuant to PAL-2, the PRS determines that materials with moderate, high, or unknown paleontological sensitivity could be impacted then, prior to ground disturbance and for the duration of construction activities involving ground disturbance, the project owner and the PRS shall prepare and conduct weekly BLM Authorized Officer- and CPM approved training for the following workers: project managers, construction supervisors, foremen and general workers involved with or who operate ground-disturbing equipment or tools. Workers shall not excavate in sensitive units prior to receiving BLM Authorized Officer- and CPM-approved worker training. Worker training shall consist of an initial in-person PRS training during the project kick-off, for those mentioned above. Following initial training, a CPM-approved video or in-person training may be used for new employees. The training program may be combined with other training programs prepared for cultural and biological resources, hazardous materials, or other areas of interest or concern. No ground disturbance shall occur prior to BLM's Authorized Officer and CPM approval of the Worker Environmental Awareness Program (WEAP), unless specifically approved by the CPM. The WEAP shall address the possibility of encountering paleontological resources in the field, the sensitivity and importance of these resources, and legal obligations to preserve and protect those resources. The training shall include: 1. A discussion of applicable laws and penalties under the law; 2. Good quality photographs or physical examples of vertebrate fossils for project sites containing units of high paleontological sensitivity; 3. Information that the PRS or PRM has the authority to halt or redirect construction in the	1) At least 30 days prior to ground disturbance, the project owner shall submit to the BLM's Authorized Officer and the CPM the proposed WEAP, including the brochure, with the set of reporting procedures for workers to follow. (2) At least 30 days prior to ground disturbance, the project owner shall submit the script and final video to BLM's Authorized Officer and the CPM for approval if the project owner is planning to use a video for interim training. (3) If the owner requests an alternate paleontological trainer, the resume and qualifications of the trainer shall be submitted to BLM's Authorized Officer and the CPM for review and approval prior to installation of an alternate trainer. Alternate trainers shall not conduct training prior to BLM's Authorized Officer and CPM authorization. (4) In the monthly compliance report (MCR, the project owner shall provide copies of the WEAP certification of completion forms with the names of those trained and the trainer or type of training (in-person or video) offered that month. The MCR shall also include a running total of all persons who have completed the	2-Jul-2010	Approved	6-Jul-2010	30-Sep-2010						
Geology & Paleontology	PAL-5	The project owner shall ensure that the PRS and PRM(s) monitor consistent with the PRMMP all construction-related grading, excavation, trenching, and augering in areas where potential fossil-bearing materials have been identified, both at the site and along any constructed linear facilities associated with the project. In the event that the PRS determines full-time monitoring is not necessary in locations that were identified as potentially fossil-bearing in the PRMMP, the project owner shall notify and seek the concurrence of BLM's Authorized Officer and the CPM. The project owner shall ensure that the PRS and PRM(s) have the authority to halt or redirect construction if paleontological resources are encountered. The project owner shall ensure that there is no interference with monitoring activities unless directed by the PRS. Monitoring activities shall be conducted as follows: 1. Any change of monitoring from the accepted schedule in the PRMMP shall be proposed in a letter or email from the PRS and the project owner to BLM's Authorized Officer and will be included in the monthly compliance report. The letter or email shall include the justification for the change in monitoring and be submitted to BLM's Authorized Officer and the CPM for review and approval. 2. The project owner shall ensure that the PRM(s) keep a daily monitoring log of paleontological resource activities. The PRS may informally discuss paleontological resource monitoring and mitigation activities with BLM's Authorized Officer and the CPM at any time. 3. The project owner shall ensure that the PRS notifies BLM's Authorized Officer and the CPM within 24 hours of the occurrence of any incidents of non-compliance with any paleontological resources conditions of certification. The PRS shall recommend corrective action to resolve the issues or achieve compliance with the conditions of certification.	The project owner shall ensure that the PRS submits the summary of monitoring and paleontological activities in the MCR. When feasible, BLM's Authorized Officer and the CPM shall be notified 10 days in advance of any proposed changes in monitoring different from the plan identified in the PRMMP. If there is any unforeseen change in monitoring, the notice shall be given as soon as possible prior to implementation of the change.	Monthly	Ongoing								

Technical Area	COC	Description	Verification	Scheduled Submittal Date	Status	Date Submitted	Date Approved	NOTES	*Milestone Description*	*MILESTONE DATES*	*REQUIRED TIMING (days)*	*SCHEDULED SUBMITTAL DATE*	STATUS
Geology & Paleontology	PAL-5 (Conintued)	**4. For any paleontological resources encountered, either the project owner or the PRS shall notify BLM's Authorized Officer and the CPM within 24 hours, or Monday morning in the case of a weekend event where construction has been halted because of a paleontological find.** **The project owner shall ensure that the PRS prepares a summary of monitoring and other paleontological activities placed in the monthly compliance reports. The summary will include the name(s) of PRS or PRM(s) active during the month, general descriptions of training and monitored construction activities, and general locations of excavations, grading, and other activities. A section of the report shall include the geologic units or subunits encountered, descriptions of samplings within each unit, and a list of identified fossils. A final section of the report will address any issues or concerns about the project relating to paleontological resource monitoring, including any incidents of non-compliance or any changes to the monitoring plan that have been approved by BLM's Authorized Officer and the CPM. If no monitoring took place during the month, the report shall include an explanation in the summary as to why monitoring was not conducted.**	**The project owner shall ensure that the PRS submits the summary of monitoring and paleontological activities in the MCR. When feasible, BLM's Authorized Officer and the CPM shall be notified 10 days in advance of any proposed changes in monitoring different from the plan identified in the PRMMP. If there is any unforeseen change in monitoring, the notice shall be given as soon as possible prior to implementation of the change.**	Monthly	Ongoing								
Geology & Paleontology	PAL-6	**The project owner, through the designated PRS, shall ensure that all components of the PRMMP are adequately performed including collection of fossil materials, preparation of fossil materials for analysis, analysis of fossils, identification and inventory of fossils, the preparation of fossils for curation, and the delivery for curation of all paleontological resource materials encountered and collected during project construction.**	**The project owner shall maintain in his/her compliance file copies of signed contracts or agreements with the designated PRS and other qualified research specialists. The project owner shall maintain these files for a period of three years after project completion and approval of BLM Authorized Officer- and CPM-approved paleontological resource report (see PAL-7). The project owner shall be responsible for paying any curation fees charged by the museum for fossils collected and curated as a result of paleontological mitigation. A copy of the letter of transmittal submitting the fossils to the curating institution shall be provided to BLM's Authorized Officer and the CPM.**	As needed	As needed								
Geology & Paleontology	PAL-7	**The project owner shall ensure preparation of a Paleontological Resources Report (PRR) by the designated PRS. The PRR shall be prepared following completion of the ground-disturbing activities. The PRR shall include an analysis of the collected fossil materials and related information, and submit it to the CPM for review and approval.** **The report shall include, but is not limited to, a description and inventory of recovered fossil materials; a map showing the location of paleontological resources encountered; determinations of sensitivity and significance; and a statement by the PRS that project impacts to paleontological resources have been mitigated below the level of significance.**	**Within 90 days after completion of ground-disturbing activities, including landscaping, the project owner shall submit the PRR under confidential cover to BLM's Authorized Officer and the CPM.**	2013	Not yet started								
Recreation	REC-1	**Prior to the start of construction and in conformance with § 25529 of the Warren-Alquist Act, the project owner shall prepare plans for a Solar / Ecological Interpretive Center to be developed in the ISEGS Construction Logistics Area and submit them to BLM's Authorized Officer and the CPM for review and approval. The plans shall propose a location that if possible provides a vantage point to observe as many features as is possible of the ISEGS project without compromising ISEGS security requirements. The Solar / Ecological Interpretive Center shall include the following features:** **1. surfaced public parking for 12 vehicles (4 of which would allow vehicles with trailers);** **2. information kiosks describing ISEGS solar energy technology;** **3. picnic area with 8 shaded tables;** **4. garbage cans;** **5. interpretive signs identifying local landmarks and ecological features;** **6. a two stall contained restroom facility (or a facility with flush toilets and sinks);** **7. a drinking fountain; and** **8. native plant landscaping with plant identification labels.** **Prior to commercial operation of the first constructed power plant of the ISEGS development, the project owner shall complete construction of the Solar / Ecological Interpretive Center and request final approval by both BLM's Authorized Officer and the CPM. The project owner shall operate and maintain the Solar / Ecological Interpretive Center for the life of the ISEGS project.**	**Verification: At least 30 days prior to completion of construction of the first power plant of the ISEGS development, the project owner shall submit plans for a Solar / Ecological Interpretive Center to be developed in the ISEGS Construction Logistics Area and submit them to BLM's Authorized Officer and the CPM for review and approval.** **Prior to commercial operation, the project owner shall submit notice to BLM and the Energy Commission that it has completed construction of the Solar / Ecological Interpretive Center and shall request final approval by both BLM's Authorized Officer and the CPM.** **After commercial operation and in each Annual Compliance Report for the life of the ISEGS project, the project owner shall provide a summary of estimated public utilization of the Solar / Ecological Interpretive Center and summarize any issues associated with operating and maintenance activities.**	Sep-2013	Not yet started								
Recreation	REC-2	**The applicant shall allow and be required to afford public access to the routes for which BLM grants a right of way, as noted above.** **Effectiveness: By allowing public access to the routes that are redirected around the project perimeter, the current level of public access to recreational areas would be maintained.**	**No Verification: see Effectiveness**	N/A	N/A								

Technical Area	COC	Description	Verification	Scheduled Submittal Date	Status	Date Submitted	Date Approved	NOTES	*Milestone Description*	*MILESTONE DATES*	*REQUIRED TIMING (days)*	*SCHEDULED SUBMITTAL DATE*	STATUS
Soil & Water	S&W-1	Prior to site mobilization, the project owner shall obtain both BLM's Authorized Officer and the CPM's approval for a site specific DRAINAGE EROSION AND SEDIMENT CONTROL PLAN (DESCP) that ensures protection of water quality and soil resources of the project site and all linear facilities for both the construction and operation phases of the project. This plan shall address appropriate methods and actions, both temporary and permanent, for the protection of water quality and soil resources, demonstrate no increase in off-site flooding potential, and identify all monitoring and maintenance activities. The project owner shall complete all engineering plans, reports, and documents necessary for both LM's Authorized Officer and the CPM to conduct a review of the proposed project and provide a written evaluation as to whether the proposed grading, drainage improvements, and flood management activities comply with all requirements presented herein. The plan shall be consistent with the grading and drainage plan as required by Condition of Certification CIVIL-1 and shall contain the following elements: Vicinity Map: A map shall be provided indicating the location of all project elements with depictions of all major geographic featuers to include watercourses, washes, irrigation and canals, major utilities, roads, and drainage facilities. Adjacent property owners shall be identified on the plan maps. All maps shall be presented at a ledgible scale. Site Delineation: The site and all project elements shall be delineated showing boundary lines of all construction areas and the location of all existing and proposed structures, underground utilities, roads, and drainage facilities. Adjacent property owners shall be identified on the plan maps. All maps shall be presented at a legible scale Drainage: The DESCP shall include the following elements: a. Topography. Topography for offsite areas are required to define the existing upstream tributary areas to the site and downstream to provide enough definition to map the existing storm water flow and flood hazard. Spot elevations shall be required where relatively flat conditions exist. b. Proposed Grade. Proposed grade contours shall be shown at a scale appropriate for delineation of onsite ephemeral washes, drainage ditches, and tie-ins to the existing topography. c. Hydrology. Existing and proposed hydrologic calculations for onsite areas and offsite areas that drain to the site; include maps showing the drainage area boundaries and sizes in acres, topography and typical overland flow directions, and show all existing, interim, and proposed drainage infrastructure and their intended direction of flow. d. Hydraulics. Provide hydraulic calculations to support the selection and sizing of the onsite drainage network, diversion facilities and BMPs. Watercourses and Critical Areas: The DESCP shall show the location of all onsite and nearby watercourses including washes, irrigation and drainage canals, and drainage ditches, and shall indicate the proximity of those features to the construction site. Maps shall identify high hazard flood prone areas.	The DESCP shall be consistent with the grading and drainage plan as required by Condition of Certification CIVIL-1, and relevant portions of the DESCP shall be submitted to the chief building official (CBO) for review and approval. In addition, the project owner shall do all of the following: a. No later than ninety (90) days prior to start of site mobilization, the project owner shall submit a copy of the DESCP to the County of San Bernardino and the RWQCB for review and comment. Both BLM's Authorized Officer and the CPM shall consider comments received from San Bernardino County and RWQCB and approve the DESCP. b. During construction, the project owner shall provide an analysis in the monthly compliance report on the effectiveness of the drainage-, erosion- and sedimentcontrol measures and the results of monitoring and maintenance activities. c. Once operational, the project owner shall provide in the annual compliance report information on the results of storm water BMP monitoring and maintenance activities. d. Provide BLM's Authorized Officer and the CPM with two (2) copies each of all monitoring or compliance reports.	1-Jul-2010	DESCP (Phase 1) - Approved; (Phase 2) - Submitted; (Phase 3) - Submitted	DESCP (Phase 1) 6/15/2010; (Phase 2) 1/28/2011; (Phase 3) 4/8/2011	DESCP (Phase 1) 10/4/2010	Ongoing reporting in the monthly compliance report, Annaul SWPP submitted 8/31/12					RC
Soil & Water	S&W-1 (continued-1)	Site Delineation: The site and all project elements shall be delineated showing boundary lines of all construction areas and the location of all existing and proposed structures, underground utilities, roads, and drainage facilities. Adjacent property owners shall be identified on the plan maps. All maps shall be presented at a legible scale Drainage: The DESCP shall include the following elements: a. Topography. Topography for offsite areas are required to define the existing upstream tributary areas to the site and downstream to provide enough definition to map the existing storm water flow and flood hazard. Spot elevations shall be required where relatively flat conditions exist. b. Proposed Grade. Proposed grade contours shall be shown at a scale appropriate for delineation of onsite ephemeral washes, drainage ditches, and tie-ins to the existing topography. c. Hydrology. Existing and proposed hydrologic calculations for onsite areas and offsite areas that drain to the site; include maps showing the drainage area boundaries and sizes in acres, topography and typical overland flow directions, and show all existing, interim, and proposed drainage infrastructure and their intended direction of flow. d. Hydraulics. Provide hydraulic calculations to support the selection and sizing of the onsite drainage network, diversion facilities and BMPs. Watercourses and Critical Areas: The DESCP shall show the location of all onsite and nearby watercourses including washes, irrigation and drainage canals, and drainage ditches, and shall indicate the proximity of those features to the construction site. Maps shall identify high hazard flood prone areas.	The DESCP shall be consistent with the grading and drainage plan as required by Condition of Certification CIVIL-1, and relevant portions of the DESCP shall be submitted to the chief building official (CBO) for review and approval. In addition, the project owner shall do all of the following: a. No later than ninety (90) days prior to start of site mobilization, the project owner shall submit a copy of the DESCP to the County of San Bernardino and the RWQCB for review and comment. Both BLM's Authorized Officer and the CPM shall consider comments received from San Bernardino County and RWQCB and approve the DESCP. b. During construction, the project owner shall provide an analysis in the monthly compliance report on the effectiveness of the drainage-, erosion- and sedimentcontrol measures and the results of monitoring and maintenance activities. c. Once operational, the project owner shall provide in the annual compliance report information on the results of storm water BMP monitoring and maintenance activities. d. Provide BLM's Authorized Officer and the CPM with two (2) copies each of all monitoring or compliance reports.	1-Jul-2010	Approved	DESCP (Phase 1) 6/15/2010; (Phase 2) 1/28/2011; (Phase 3) 4/8/2011	4-Oct-2010					

Technical Area	COC	Description	Verification	Scheduled Submittal Date	Status	Date Submitted	Date Approved	NOTES	*Milestone Description*	*MILESTONE DATES*	*REQUIRED TIMING (days)*	*SCHEDULED SUBMITTAL DATE*	STATUS
Soil & Water (Continued)	S&W-1 (continued-2)	**Clearing and Grading: The plan shall provide a delineation of all areas to be cleared of vegetation, areas to be preserved, and areas where vegetation would be cut to allow clear movement of the heliostats. The plan shall provide elevations, slopes, locations, and extent of all proposed grading as shown by contours, cross-sections, cut/fill depths or other means. The locations of any disposal areas, fills, or other special features shall also be shown. Existing and proposed topography tying in proposed contours with existing topography shall be illustrated. The DESCP shall include a statement of the quantities of material excavated at the site, whether such excavations or fill is temporary or permanent, and the amount of such material to be imported or exported or a statement explaining that there would be no clearing and/or grading conducted for each element of the project. Areas of no disturbance shall be properly identified and delineated on the plan maps.** **Soil Wind and Water Erosion Control: The plan shall address exposed soil treatments to be used during construction and operation of the proposed project for both road and non-road surfaces including specifically identifying all chemical based dust palliatives, soil bonding, and weighting agents appropriate for use at the proposed project site that would not cause adverse effects to vegetation; BMPs shall include measures designed to prevent wind and water erosion including application of chemical dust palliatives after rough grading to limit water use. All dust palliatives, soil binders, and weighting agents shall be approved by both BLM's Authorized Officer and the CPM prior to use.** **Project Schedule: The DESCP shall identify on the topographic site map the location of the site-specific BMPs to be employed during each phase of construction (initial grading, project element construction, and final grading/stabilization). BMP implementation schedules shall be provided for each project element for each phase of construction.**	**The DESCP shall be consistent with the grading and drainage plan as required by Condition of Certification CIVIL-1, and relevant portions of the DESCP shall be submitted to the chief building official (CBO) for review and approval. In addition, the project owner shall do all of the following:** **a. No later than ninety (90) days prior to start of site mobilization, the project owner shall submit a copy of the DESCP to the County of San Bernardino and the RWQCB for review and comment. Both BLM's Authorized Officer and the CPM shall consider comments received from San Bernardino County and RWQCB and approve the DESCP.** **b. During construction, the project owner shall provide an analysis in the monthly compliance report on the effectiveness of the drainage-, erosion- and sedimentcontrol measures and the results of monitoring and maintenance activities.** **c. Once operational, the project owner shall provide in the annual compliance report information on the results of storm water BMP monitoring and maintenance activities.** **d. Provide BLM's Authorized Officer and the CPM with two (2) copies each of all monitoring or compliance reports.**	1-Jul-2010	Approved	18-Jun-2010	4-Oct-2010						
Soil & Water	S&W-1 (continued-3)	**Best Management Practices: The DESCP shall show the location, timing, and maintenance schedule of all erosion- and sediment-control BMPs to be used prior to initial grading, during project element excavation and construction, during final grading/stabilization, and after construction. BMPs shall include measures designed to control dust and stabilize construction access roads and entrances. The maintenance schedule shall include post-construction maintenance of treatment-control BMPs applied to disturbed areas following construction.** **Erosion Control Drawings: The erosion-control drawings and narrative shall be designed, stamped and sealed by a professional engineer or erosion control specialist.** **Agency Comments: The DESCP shall include copies of recommendations from the County of San Bernardino, California Department of Fish and Game (CDFG), and Lahontan Regional Water Quality Control Board (RWQCB).** **Monitoring Plan: Monitoring activities shall include routine measurement of the volume of accumulated sediment in the onsite drainage ditches, and storm water diversions and the requirements specified in Appendix B, C,and D.**	**The DESCP shall be consistent with the grading and drainage plan as required by Condition of Certification CIVIL-1, and relevant portions of the DESCP shall be submitted to the chief building official (CBO) for review and approval. In addition, the project owner shall do all of the following:** **a. No later than ninety (90) days prior to start of site mobilization, the project owner shall submit a copy of the DESCP to the County of San Bernardino and the RWQCB for review and comment. Both BLM's Authorized Officer and the CPM shall consider comments received from San Bernardino County and RWQCB and approve the DESCP.** **b. During construction, the project owner shall provide an analysis in the monthly compliance report on the effectiveness of the drainage-, erosion- and sedimentcontrol measures and the results of monitoring and maintenance activities.** **c. Once operational, the project owner shall provide in the annual compliance report information on the results of storm water BMP monitoring and maintenance activities.** **d. Provide BLM's Authorized Officer and the CPM with two (2) copies each of all monitoring or compliance reports.**	1-Jul-2010	Approved, Ongoing Reporting included in Monthly MCR	18-Jun-2010	4-Oct-2010						RC
Soil & Water	S&W-2	**The project owner shall comply with the requirements specified in Appendix B, C, and D for dredge and fill, wastewater, and storm water discharges associated with construction and industrial activity. These requirements relate to discharges, or potential discharges, of waste that could affect the quality of waters of the state, and were developed in consultation with staff of the State Water Resources Control Board and/or the applicable California Regional Water Quality Control Board (hereafter "Water Boards"). It is the Commission's intent that these requirements be enforceable by both the Commission and the Water Boards. In furtherance of that objective, the Commission hereby delegates the enforcement of these requirements, and associated monitoring, inspection and annual fee collection authority, to the Water Boards. Accordingly, the Commission and the Water Board shall confer with each other and coordinate, as needed, in the enforcement of the requirements. The project owner shall pay the annual waste discharge permit fee associated with this facility to the Water Boards. In addition, the Water Boards may "prescribe" these requirements as waste discharge requirements pursuant to Water Code Section 13263 solely for the purposes of enforcement, monitoring, inspection, and the assessment of annual fees, consistent with Public Resources Code Section 25531, subdivision (c). The project owner shall develop, obtain both BLM's Authorized Officer and CPM approval of, and implement a construction Storm Water Pollution Prevention Plan (SWPPP) for the construction of the project and an Industrial SWPPP for operation of the project.**	**At least sixty (60) days prior to construction, the project owner shall submit to both BLM's Authorized Officer and the CPM a copy of the construction SWPPP for construction of the project for review and approval.** **At least sixty (60) days prior to commercial operation, the project owner shall submit to both BLM's Authorized Officer and the CPM a copy of the Industrial SWPPP for operation of the project for review and approval prior to commercial operation. The project owner shall retain a copy on site. The project owner shall submit copies to both BLM's Authorized Officer and the CPM of all correspondence between the project owner and the Lahotan RWQCB regarding the WDRs for discharge of storm water associated with construction and industrial activity within ten (10) days of its receipt or submittal. .**	7/19/2010-Initial SWPPP; Industrial SWPPP due 60 days Prior to completion of Unit 1-April 2013 (ISWPPPP estimated FEB 1, 2013)	Approved; Annual Report No. 1 Filed 9.1.2011 **Industrial SWPPP for Operations submitted to CEC/BLM on 8/27/13**	16-Jul-2010	30-Sep-2010						

Technical Area	COC	Description	Verification	Scheduled Submittal Date	Status	Date Submitted	Date Approved	NOTES	*Milestone Description*	*MILESTONE DATES*	*REQUIRED TIMING (days)*	*SCHEDULED SUBMITTAL DATE*	STATUS
Soil & Water	S&W-3	**Pre-Well Installation. The project owner shall construct and operate up to two onsite groundwater wells that produce water from the IVGB. The project owner shall ensure that the wells are completed in accordance with all applicable state and local water well construction permits and requirements, including the San Bernardino County's Desert Groundwater Management Ordinance. Prior to initiation of well construction activities, the project owner shall submit for review and comment a well construction packet to the County of San Bernardino, in accordance with the County of San Bernardino Code Title 2, Division 3, Chapter 6, Article 5, containing the documentation, plans, and fees normally required for the county's well permit, with copies to both BLM's Authorized Officer and the CPM. The project shall not construct a well or extract and use groundwater until both BLM's Authorized Officer and the CPM provides approval to construct and operate the well.** **Post-Well Installation. The project owner shall provide documentation to both BLM's Authorized Officer and the CPM that the well has been properly completed. In accordance with California's Water Code section 13754,** **the driller of the well shall submit to the DWR a Well Completion Report for each well installed.** **No later than 180 days prior to the construction of the onsite groundwater wells, the project owner shall submit a Groundwater Monitoring and Management Plan to the County of San Bernardino for review and comment (see Condition of Certification Soil & Water - 6)**	**The project owner shall ensure the Well Completion Reports are submitted and shall ensure compliance with all county water well standards and requirements for the life of the wells. The project owner shall do all of the following:** **1. No later than 180 days prior to the construction of the onsite groundwater wells, the project owner shall submit a Groundwater Monitoring and Management Plan to the County of San Bernardino for review and comment (see Condition of Certification Soil & Water - 6)** **2. No later than sixty (60) days prior to the construction of the onsite groundwater wells, the project owner shall submit to both BLM's Authorized Officer and the CPM a copy of the water well construction packet submitted to the County of San Bernardino for review and comment.** **3. No later than thirty (30) days prior to the construction of the onsite water supply wells, the project owner shall submit a copy of any written comments received from the County of San Bernardino indicating whether the proposed well construction activities comply with all county well requirements and meet the requirements established by the county's water well permit program.** **4. No later than sixty (60) days after installation of each well at the project site, the project owner shall provide to both BLM's Authorized Officer and the CPM copies of the Well Completion Reports submitted to the DWR by the** **well driller. The project owner shall submit to the CPM with the Well Completion Report a copy of well drilling logs, water quality analyses, and any inspection reports.** **5. During well construction and for the operational life of the well, the project owner shall submit two (2) copies each to BLM's Authorized Officer and the CPM for review and approval any proposed well construction or operation** **changes.** **6. The project owner shall provide BLM's authorized officer and the CPM with (2) two copies each of all monitoring and other reports required for compliance with the County of San Bernardino water well standards and operation requirements.** **7. No later than fifteen (15) days after completion of the onsite water supply wells, the project owner shall submit documentation to BLM's Authorized Officer and the CPM, confirming that well drilling activities were conducted in compliance with Title 23, California Code of Regulations, Chapter 15, Discharges of Hazardous Wastes to Land, (23 CCR, sections 2510 et seq.) requirements and that any onsite drilling sumps used for project drilling activitieswere removed in compliance with 23 CCR section 2511(c).** **8. Annual Montioring Reports will be submitted which include Quarterly monitoring data as described in the Approved Groundwater Monitoring and Management Plan. The First Annual Report will be a Baseline Report which includes the Well Network and level monitoring report and plan**	9/23/2010(GWMMP); Baseline Report 8/1/12, 2nd Annual report 1/31/13	GWMMP Approved 11/03/10; Well Completion Reports Filed for PW-1 PW-2 MW-1(3/03/11) , Baseline First Annual Monitoring Report submitted on August 10, 2012	11/2/2010 Addendum to GWMMP submitted to San Bernardino Co and CEC; First Annual Report(Baseline) submitted on 8/10/12, 2nd annual Report to be submitted January 31, 2013 for 2012 data	GWMMP 11/3/2010						RC
									Baseline First Annual GW report Submitted	10-Aug-2012		10-Aug-2012	

Technical Area	COC	Description	Verification	Scheduled Submittal Date	Status	Date Submitted	Date Approved	NOTES	*Milestone Description*	*MILESTONE DATES*	*REQUIRED TIMING (days)*	*SCHEDULED SUBMITTAL DATE*	STATUS
Soil & Water	S&W-4	**The proposed project's use of groundwater during each year of construction shall not exceed an average of 200 acre-feet per year over the forty-three (43) month construction period. Groundwater use for operations activities shall not exceed 100 acre-feet per year. Prior to the use of groundwater for construction, the project owner shall install and maintain metering devices as part of the water supply and distribution system to document project water use and to monitor and record in gallons per day the total volume(s) of water supplied to the project from this water source. The metering devices shall be operational for the life of the project.**	**Beginning six (6) months after the start of construction, the project owner shall prepare a semi-annual summary of amount of water used for construction purposes. The summary shall include the monthly range and monthly average of daily water usage in gallons per day.** **At least sixty (60) days prior to the start of construction of the proposed project, the project owner shall submit to both BLM's Authorized Officer and the CPM a copy of evidence that metering devices have been installed and are operational. The project owner shall prepare an annual summary, which will include daily usage, monthly range and monthly average of daily water usage in gallons per day, and total water used on a monthly and annual basis in acre-feet. For years subsequent to the initial year of operation, the annual summary will also include the yearly range and yearly average water use by source. For calculating the total water use, the term "year" will correspond to the date established for the annual compliance report submittal.**	2011, 2012, 2013..	Ongoing semi-annually in MCR and in Annual Monitoring Reports	Semi Annual Water Usage Calcs filed on 5/9/2011; 10/7/2011; 4/20/2012, 10/20/12			Semi Annual Reports submitted	9/31/12			RC
Soil & Water	S&W-5	**The project owner shall ensure that the heliostats are designed and installed to withstand storm water scour as a result of a 100-year storm event. The analysis of the storm event and resulting heliostat stability will be provided within a Pylon Insertion Depth and Heliostat Stability Report to be completed by the applicant. This analysis will incorporate results from site-specific geotechnical stability testing, as well as hydrologic and hydraulic stormwater modeling performed by the applicant. The modeling will be completed using methodology and assumptions approved by the CPM and BLM's Authorized Officer.**	**The basis for determination of pylon embedment depths shall employ a step-by-step D150 as identified below and approved by both the BLM's Authorized Officer and the CPM:** **A. Determination of peak storm water flow within each sub-watershed from a 100-year event:** **• Use of San Bernardino County (SBC) Hydrology Manual to specify hydrologic parameters to use in calculations; and** **• HEC -1 and Flo-2D models will be developed to calculate storm flows from the mountain watersheds upstream of the project site, and flood flows at the project site, based upon hydrologic parameters from SBC.** **B. Determination of potential total pylon scour depth:**	24-Sep-2010	Approved **Storm Water Damage Monitoring & Response Plan for Operations submitted to CEC/BLM on 8/27/13"**	24-Sep-2010	7-Oct-2010						
Soil & Water	S&W-5 (Continued-1)	**The project owner shall ensure that the heliostats are designed and installed to withstand storm water scour as a result of a 100-year storm event. The analysis of the storm event and resulting heliostat stability will be provided within a Pylon Insertion Depth and Heliostat Stability Report to be completed by the applicant. This analysis will incorporate results from site-specific geotechnical stability testing, as well as hydrologic and hydraulic stormwater modeling performed by the applicant. The modeling will be completed using methodology and assumptions approved by the CPM and BLM's Authorized Officer.**	**• Potential channel erosion depths will be determined using the calculated design flows, as determined in A above, combined with the methodology presented in "FAN, An Alluvial Fan Flooding Computer Program, FEMA, 1990."** **• Potential local scour will be determined using the calculated design flows, as determined in A above, combined with the Federal Highway Administration (FHWA) equation for local bridge pier scour from the FHWA 2001 report, "Evaluating Scour at Bridges."**	24-Sep-2010	Approved **Storm Water Damage Monitoring & Response Plan for Operations submitted to CEC/BLM on 8/27/13"**	24-Sep-2010	7-Oct-2010						
Soil & Water	S&W-5 (Continued-1a)	**The project owner shall ensure that the heliostats are designed and installed to withstand storm water scour as a result of a 100-year storm event. The analysis of the storm event and resulting heliostat stability will be provided within a Pylon Insertion Depth and Heliostat Stability Report to be completed by the applicant. This analysis will incorporate results from site-specific geotechnical stability testing, as well as hydrologic and hydraulic stormwater modeling performed by the applicant. The modeling will be completed using methodology and assumptions approved by the CPM and BLM's Authorized Officer.**	**C. The results of the scour depth calculations and pylon stability testing will be used to determine the minimum necessary pylon embedment depth within the active portions of the alluvial fans. In the inactive portions of the alluvial fans that are not subject to channel erosion and local scour, the minimum pylon embedment depths will be based on the results of the pylon stability testing. Active versus inactive areas of the alluvial fans will be determined from the USGS 2006 Open-File Report "Preliminary Surficial Geologic Map of the Mesquite Lake 30' x 60' Quadrangle, California and Nevada" authored by Schmidt and McMackin and field observations.** **D. The results of the calculated peak storm water flows and channel erosion and heliostat scour analysis together with the recommended heliostat installation depths shall be submitted to the BLM's authorized officer and CPM for review and approval sixty (60) days before the start of heliostat installation.**	24-Sep-2010	Approved **Storm Water Damage Monitoring & Response Plan for Operations submitted to CEC/BLM on 8/27/13"**	24-Sep-2010	7-Oct-2010						

Technical Area	COC	Description	Verification	Scheduled Submittal Date	Status	Date Submitted	Date Approved	NOTES	*Milestone Description*	*MILESTONE DATES*	*REQUIRED TIMING (days)*	*SCHEDULED SUBMITTAL DATE*	STATUS
Soil & Water	S&W-5 (Continued-1b)	**The project owner shall ensure that the heliostats are designed and installed to withstand storm water scour as a result of a 100-year storm event. The analysis of the storm event and resulting heliostat stability will be provided within a Pylon Insertion Depth and Heliostat Stability Report to be completed by the applicant. This analysis will incorporate results from site-specific geotechnical stability testing, as well as hydrologic and hydraulic stormwater modeling performed by the applicant. The modeling will be completed using methodology and assumptions approved by the CPM and BLM's Authorized Officer.**	**The Storm Water Damage Monitoring and Response Plan shall be submitted to both the BLM's authorized office and CPM for review and approval and shall include the following: • Detailed maps showing the installed location of all heliostats within each project phase; • Description of the method of removing all soil spoils should any be generated; • Each heliostat should be identified by a unique ID number marked to show initial ground surface at its base, and the depth of the pylon below ground; • Minimum Depth Stability Threshold to be maintained of pylons to meet long-term stability for applicable wind, water and debris loading effects; • Above and below ground construction details of a typical installed heliostat; • BMPs to be employed to minimize the potential impact of broken mirrors to soil resources; • Methods and response time of mirror cleanup and measures that may be used to mitigate further impact to soil resources from broken mirror fragments; and • Monitoring, documenting, and restoring the Ivanpah playa surface when impacted by sedimentation or broken mirror shards. A plan to monitor and inspect periodically, before first seasonal and after every storm event: • Security and Tortoise Exclusion Fence: Inspect for damage and buildup of sediment or debris • Heliostats within Drainages or subject to drainage overflow: Inspect for tilting, mirror damage, depth of scour compared to pylon depth below ground and the Minimum Depth Stability**	2013	Approved **Storm Water Damage Monitoring & Response Plan for Operations submitted to CEC/BLM on 8/27/13"**								
Soil & Water	S&W-5 (Continued-1c)	**The project owner shall ensure that the heliostats are designed and installed to withstand storm water scour as a result of a 100-year storm event. The analysis of the storm event and resulting heliostat stability will be provided within a Pylon Insertion Depth and Heliostat Stability Report to be completed by the applicant. This analysis will incorporate results from site-specific geotechnical stability testing, as well as hydrologic and hydraulic stormwater modeling performed by the applicant. The modeling will be completed using methodology and assumptions approved by the CPM and BLM's Authorized Officer.**	**The Storm Water Damage Monitoring and Response Plan shall be submitted to both the BLM's authorized office and CPM for review and approval and shall include the following: • Detailed maps showing the installed location of all heliostats within each project phase; • Description of the method of removing all soil spoils should any be generated; • Each heliostat should be identified by a unique ID number marked to show initial ground surface at its base, and the depth of the pylon below ground; • Minimum Depth Stability Threshold to be maintained of pylons to meet long-term stability for applicable wind, water and debris loading effects; • Above and below ground construction details of a typical installed heliostat; • BMPs to be employed to minimize the potential impact of broken mirrors to soil resources; • Methods and response time of mirror cleanup and measures that may be used to mitigate further impact to soil resources from broken mirror fragments; and**	2013	Approved **Storm Water Damage Monitoring & Response Plan for Operations submitted to CEC/BLM on 8/27/13"**								
Soil & Water	S&W-5 (Continued-1d)	**The project owner shall ensure that the heliostats are designed and installed to withstand storm water scour as a result of a 100-year storm event. The analysis of the storm event and resulting heliostat stability will be provided within a Pylon Insertion Depth and Heliostat Stability Report to be completed by the applicant. This analysis will incorporate results from site-specific geotechnical stability testing, as well as hydrologic and hydraulic stormwater modeling performed by the applicant. The modeling will be completed using methodology and assumptions approved by the CPM and BLM's Authorized Officer.**	**• Monitoring, documenting, and restoring the Ivanpah playa surface when impacted by sedimentation or broken mirror shards. A plan to monitor and inspect periodically, before first seasonal and after every storm event: • Security and Tortoise Exclusion Fence: Inspect for damage and buildup of sediment or debris • Heliostats within Drainages or subject to drainage overflow: Inspect for tilting, mirror damage, depth of scour compared to pylon depth below ground and the Minimum Depth Stability Threshold, collapse, and downstreamtransport. • Drainage Channels: Inspect for substantial migration or changes in depth, and transport of broken glass. • Constructed Diversion Channels: Inspect for scour and structural integrity issues caused by erosion, and for sediment and debris buildup. • Ivanpah Playa Surface: Inspect for changes in the surface texture and quality from sediment buildup, erosion, or broken glass. Short-Term Incident-Based Response: • Security and Tortoise Exclusion Fence: repair damage, and remove built-up of sediment and debris. • Heliostats: Remove broken glass, damaged structure, and wiring from the ground, and for pylons no longer meeting the Minimum Depth Stability Threshold, either replace/reinforce or remove the mirrors to avoid exposure for broken glass.**	2013	**Storm Water Damage Monitoring & Response Plan for Operations submitted to CEC/BLM on 8/27/13"**								

Technical Area	COC	Description	Verification	Scheduled Submittal Date	Status	Date Submitted	Date Approved	NOTES	*Milestone Description*	*MILESTONE DATES*	*REQUIRED TIMING (days)*	*SCHEDULED SUBMITTAL DATE*	STATUS
Soil & Water	S&W-5 (Continued-2)	**The project owner shall ensure that the heliostats are designed and installed to withstand storm water scour as a result of a 100-year storm event. The analysis of the storm event and resulting heliostat stability will be provided within a Pylon Insertion Depth and Heliostat Stability Report to be completed by the applicant. This analysis will incorporate results from site-specific geotechnical stability testing, as well as hydrologic and hydraulic stormwater modeling performed by the applicant. The modeling will be completed using methodology and assumptions approved by the CPM and BLM's Authorized Officer.**	**• Drainage Channels: no short-term response necessary unless changes indicate risk to facility structures. • Constructed Diversion Channels: repair damage, maintain erosion control measures and remove built-up sediment and debris. Long-Term Design-Based Response: • Propose operation/BMP modifications to address ongoing issues. Include proposed changes to monitoring and response procedures, frequency, or standards. • Replace/reinforce pylons no longer meeting the Minimum Depth Stability Threshold or remove the mirrors to avoid exposure for broken glass. • Propose design modifications to address ongoing issues. This may include construction of active storm water management diversion channels and/or detention ponds. • Inspection, short-term incident response, and long-term design-based response may include activities both inside and outside of the approved right-of-way. For activities outside of the approved right-of-way, the applicant will notify BLM and acquire environmental review and approval before field activities begin.**	2013	**Storm Water Damage Monitoring & Response Plan for Operations submitted to CEC/BLM on 8/27/13"**								
Soil & Water	S&W-5 (Continued-2)	**The project owner shall ensure that the heliostats are designed and installed to withstand storm water scour as a result of a 100-year storm event. The analysis of the storm event and resulting heliostat stability will be provided within a Pylon Insertion Depth and Heliostat Stability Report to be completed by the applicant. This analysis will incorporate results from site-specific geotechnical stability testing, as well as hydrologic and hydraulic stormwater modeling performed by the applicant. The modeling will be completed using methodology and assumptions approved by the CPM and BLM's Authorized Officer.**	**At least sixty (60) days prior to construction, the project owner shall submit to both BLM's Authorized Officer and the CPM a copy of the Pylon Insertion Depth and Heliostat Stability Report for review and approval prior toconstruction. At least sixty (60) days prior to commercial operation, the project owner shall submit to both BLM's Authorized Officer and the CPM a copy of the Storm Water Damage Monitoring and Response Plan for review and approval prior to commercial operation. The project owner shall retain a copy of this plan onsite at the power plant at all times. The project owner shall prepare an annual summary of the number of heliostats failed, cause of the failure,and cleanup and mitigation performed for each failed heliostat.**	2013	**Storm Water Damage Monitoring & Response Plan for Operations submitted to CEC/BLM on 8/27/13"**								
Soil & Water	S&W-6	**The project owner shall submit a <u>Groundwater Monitoring and Reporting Plan</u> to both BLM's Authorized Officer and the CPM for review and approval and to San Bernardino County for review and comment regarding consistency with the County of San Bernardino Code Title 2, Division 3, Chapter 6, Article 5 (Desert Groundwater Management Ordinance). The Groundwater Level Monitoring and Reporting Plan shall provide a description of the methodology for monitoring background and site groundwater levels. Monitoring shall include pre-construction, construction, and project operation water use. The primary objective for the monitoring is to establish pre-construction and project related groundwater level-that can be quantitatively compared against observed and simulated levels near the project pumping well and near potentially impacted existing wells. Prior to project construction, monitoring shall commence to establish preconstruction base-line conditions and shall incorporate the existing monitoring and reporting data collected for the Primm Valley Golf Club. The monitoring network shall be designed to incorporate the ongoing monitoring and reporting program established for the Primm Valley Golf Course. The monitoring plan and network may make use of existing wells in the basin that would satisfy the requirements for the monitoring program.**	**The project owner shall complete the following: 1. At least three (3) months prior to construction, a Groundwater Monitoring and Reporting Plan shall be submitted to the County of San Bernardino for review and comment before completion of Condition of Certification Soil & Water -3, and a copy of the County's comments and the plan shall be submitted to both BLM's Authorized Officer and the CPM for review and approval. The plan shall include a scaled map showing the site and vicinity, existing well locations, and proposed monitoring locations (both existing wells and new monitoring wells proposed for construction). The map shall also include relevant natural and manmade features (existing and proposed as part of this project). The plan also shall provide: (1) well construction information and borehole lithology for each existing well proposed for use as a monitoring well; (2) description of proposed drilling and well installation methods; (3) proposed monitoring well design; and, (4) schedule for completion of the work.**	8/18/2010(GW MMP); First Annual Baseline Report incl Well Monitoring, Installation $ GW Level Network Report Submitted 8/10/12	Approved	16-Jul-2010	5-Nov-2010	ANNUAL REPORT FOR 2012 due by 3/31/13		ANNUAL REPORT FOR 2012 due by 3/31/13		31-Mar-2013	RC
Soil & Water	S&W-6 (continued-1)	**The project owner shall submit a <u>Groundwater Monitoring and Reporting Plan</u> to both BLM's Authorized Officer and the CPM for review and approval and to San Bernardino County for review and comment regarding consistency with the County of San Bernardino Code Title 2, Division 3, Chapter 6, Article 5 (Desert Groundwater Management Ordinance). The Groundwater Level Monitoring and Reporting Plan shall provide a description of the methodology for monitoring background and site groundwater levels. Monitoring shall include pre-construction, construction, and project operation water use. The primary objective for the monitoring is to establish pre-construction and project related groundwater level-that can be quantitatively compared against observed and simulated levels near the project pumping well and near potentially impacted existing wells. Prior to project construction, monitoring shall commence to establish preconstruction base-line conditions and shall incorporate the existing monitoring and reporting data collected for the Primm Valley Golf Club. The monitoring network shall be designed to incorporate the ongoing monitoring and reporting program established for the Primm Valley Golf Course. The monitoring plan and network may make use of existing wells in the basin that would satisfy the requirements for the monitoring program.**	**2. At least two (2) months prior to completion of construction, a <u>Well Monitoring Installation and Groundwater Level Network Report (which is also part of the First Annual GW Report-Baseline Monitoring Report)</u> shall be submitted to both BLM's Authorized Officer and the CPM. The report shall include a scaled map showing the final monitoring well network. It shall document the drilling methods employed, provide individual well construction as-builds, borehole lithology recorded from the drill cuttings, well development, and well survey results. The well survey shall measure the location and elevation of the top of the well casing and reference point for all water level measurements, and shall include the coordinate system and datum for the survey measurements. Additionally, the report shall describe the water level monitoring equipment employed in the wells and document their deployment and use. 3. As part of the monitoring well network development, all newly constructed monitoring wells shall be permitted and constructed consistent with San Bernardino County and State specifications.**	8/18/2010(GW MMP); First Annual Baseline Report incl Well Monitoring, Installation $ GW Level Network Report Submitted 8/10/12	Approved	16-Jul-2010	5-Nov-2010	ANNUAL REPORT FOR 2012 due by 3/31/13		ANNUAL REPORT FOR 2012 due by 3/31/13		31-Mar-2013	RC

Technical Area	COC	Description	Verification	Scheduled Submittal Date	Status	Date Submitted	Date Approved	NOTES	*Milestone Description*	*MILESTONE DATES*	*REQUIRED TIMING (days)*	*SCHEDULED SUBMITTAL DATE*	STATUS
Soil & Water	S&W-6 (continued-2)	**The project owner shall submit a Groundwater Monitoring and Reporting Plan to both BLM's Authorized Officer and the CPM for review and approval and to San Bernardino County for review and comment regarding consistency with the County of San Bernardino Code Title 2, Division 3, Chapter 6, Article 5 (Desert Groundwater Management Ordinance). The Groundwater Level Monitoring and Reporting Plan shall provide a description of the methodology for monitoring background and site groundwater levels. Monitoring shall include pre-construction, construction, and project operation water use. The primary objective for the monitoring is to establish pre-construction and project related groundwater level-that can be quantitatively compared against observed and simulated levels near the project pumping well and near potentially impacted existing wells. Prior to project construction, monitoring shall commence to establish preconstruction base-line conditions and shall incorporate the existing monitoring and reporting data collected for the Primm Valley Golf Club. The monitoring network shall be designed to incorporate the ongoing monitoring and reporting program established for the Primm Valley Golf Course. The monitoring plan and network may make use of existing wells in the basin that would satisfy the requirements for the monitoring program.**	**4. At least two (2) months prior to project construction, all water level monitoring data shall be provided to both BLM's Authorized Officer and the CPM. The data transmittal shall include an assessment of pre-project water level trends, a summary of available climatic information (monthly average temperature and rainfall records from the nearest weather station), and a comparison and assessment of water level data relative to the assumptions and spatial levels simulated by the applicant's groundwater model. 5. After project construction and during project operations, the project owner shall submit the monitoring data annually to both BLM's Authorized Office and the CPM.The summary shall document water level monitoring methods, the water level data, water level plots, and a comparison between pre- and post-project start-up waterlevel trends. The report shall also include a summary of actual water use conditions, monthly climatic information (temperature and rainfall), and a comparison and assessment of water level data relative to the assumptions and spatial levels simulated by the applicant's groundwater model.**	8/18/2010(GW MMP); First Annual Baseline Report incl Well Monitoring, Installation $ GW Level Network Report Submitted 8/10/12	Approved	16-Jul-2010	5-Nov-2010	ANNUAL REPORT FOR 2012 due by 3/31/13		ANNUAL REPORT FOR 2012 due by 3/31/13		31-Mar-2013	RC
Soil & Water	S&W-7	**The project owner shall recycle and reuse all process wastewater streams to the extent practicable. Prior to transport and disposal of any facility operation wastewaters that are not suitable for treatment and reuse onsite, the project owner shall test and classify the stored wastewater to determine proper management and disposal requirements. The project manager shall ensure that the wastewater is transported and disposed of in accordance with the wastewater's characteristics and classification and all applicable LORS (including any CCR Title 22 Hazardous Waste and Title 23 Waste Discharges to Land requirements).**	**Prior to transport and disposal of any facility operation wastewaters that are not suitable for treatment and reuse onsite, the project owner shall test and classify the stored wastewater to determine proper management and disposal requirements. The project manager shall ensure that the wastewater is transported and disposed of in accordance with the wastewater's characteristics and classification and all applicable LORS (including any CCR Title 22 Hazardous Waste and Title 23 Waste Discharges to Land requirements).**	TBD	As needed								
Soil & Water	S&W-8	**Prior to the start of construction of the sanitary waste system, the project owner shall submit to the County of San Bernardino for review and comment, and to both the BLM's authorized officer and CPM for review and approval, plans for the construction and operation of the project's proposed sanitary waste septic system and leach field. These plans shall comply with the requirements set forth in County of San Bernardino codes and Appendices B, C, and D. Project construction shall not proceed until both BLM's Authorized Officer and the CPM have approved the plans. The project owner shall remain in compliance with the San Bernardino County code requirements for the life of the project.**	**Sixty (60) days prior to the start of commercial operations, the project owner shall submit to the County of San Bernardino appropriate fees and plans for review and comment for the construction and operation of the project's sanitary waste septic system and leach field. A copy of these plans shall be submitted to both the BLM's authorized officer and CPM for review and approval. The plans shall demonstrate compliance with the sanitary waste disposal facility requirements of County of San Bernardino and Appendices B, C, and D.**	2013	Sanitary Waste System Plan Submitted on 3/25/13	3/25/2013							
Sociology	SOCIO-1	**The project owner shall pay a statutory school development fee of at least $3,195 to the Baker Valley Unified School District as required by Education Code Section 17620. Socioeconomics 10**	**At least 30 days prior to start of project construction, the project owner shall provide the Compliance Project Manager (CPM) proof of payment of the statutory school development fee.**	1-Oct-2010	Approved	5-Oct-2010	7-Oct-2010						
Facility Design	STRUCT-1	**Prior to the start of any increment of construction of any major structure or component listed in Facility Design Table 2 of Condition of Certification GEN-2, above, the project owner shall submit to the CBO for design review and approval the proposed lateral force procedures for project structures and the applicable designs, plans, and drawings for project structures. Proposed lateral force procedures, designs, plans, and drawings shall be those for the following items (from Table 2, above): 1. Major project structures; 2. Major foundations, equipment supports, and anchorage; and 3. Large field-fabricated tanks. Construction of any structure or component shall not begin until the CBO has approved the lateral force procedures to be employed in designing that structure or component. The project owner shall: 1. Obtain approval from the CBO of lateral force procedures proposed for project structures;**	**At least 60 days (or within a project owner- and CBO-approved alternative time frame) prior to the start of any increment of construction of any structure or component listed in Facility Design Table 2 of Condition of Certification GEN-2, above, the project owner shall submit to the CBO the above final design plans, specifications, and calculations, with a copy of the transmittal letter to BLM's Authorized Officer and the CPM. The project owner shall submit to BLM's Authorized Officer and the CPM, in the next monthly compliance report, a copy of a statement from the CBO that the proposed structural plans, specifications, and calculations have been approved and comply with the requirements set forth in applicable engineering LORS.**	2011	Ongoing Mulitiple submittals required								

Technical Area	COC	Description	Verification	Scheduled Submittal Date	Status	Date Submitted	Date Approved	NOTES	*Milestone Description*	*MILESTONE DATES*	*REQUIRED TIMING (days)*	*SCHEDULED SUBMITTAL DATE*	STATUS
Facility Design	STRUCT-1 (Continued)	2. Obtain approval from the CBO for the final design plans, specifications, calculations, soils reports, and applicable quality control procedures. If there are conflicting requirements, the more stringent shall govern (for example, highest loads, or lowest allowable stresses shall govern). All plans, calculations, and specifications for foundations that support structures shall be filed concurrently with the structure plans, calculations, and specifications (2007 CBC, Appendix Chapter 1, section 109.6, Approval Required); 3. Submit to the CBO the required number of copies of the structural plans, specifications, calculations, and other required documents of the designated major structures prior to the start of on-site fabrication and installation of each structure, equipment support, or foundation (2007 California Administrative Code, section 4-210, Plans, Specifications, Computations and Other Data); 4. Ensure that the final plans, calculations, and specifications clearly reflect the inclusion of approved criteria, assumptions, and methods used to develop the design. The final designs, plans, calculations, and specifications shall be signed and stamped by the responsible design engineer (2007 CBC, Appendix Chapter 1, section 106.3.4, Design Professional in Responsible Charge); and 5. Submit to the CBO the responsible design engineer's signed statement that the final design plans conform to applicable LORS (2007 CBC, Appendix Chapter 1, section 106.3.4, Design Professional in Responsible Charge).	At least 60 days (or within a project owner- and CBO-approved alternative time frame) prior to the start of any increment of construction of any structure or component listed in Facility Design Table 2 of Condition of Certification GEN-2, above, the project owner shall submit to the CBO the above final design plans, specifications, and calculations, with a copy of the transmittal letter to BLM's Authorized Officer and the CPM. The project owner shall submit to BLM's Authorized Officer and the CPM, in the next monthly compliance report, a copy of a statement from the CBO that the proposed structural plans, specifications, and calculations have been approved and comply with the requirements set forth in applicable engineering LORS.	20-Aug-2010	Approved	20-Aug-2010	2-Sep-2010						
Facility Design	STRUCT-2	The project owner shall submit to the CBO the required number of sets of the following documents related to work that has undergone CBO design review and approval: 1. Concrete cylinder strength test reports (including date of testing, date sample taken, design concrete strength, tested cylinder strength, age of test, type and size of sample, location and quantity of concrete placement from which sample was taken, and mix design designation and parameters); 2. Concrete pour sign-off sheets; 3. Bolt torque inspection reports (including location of test, date, bolt size, and recorded torques); 4. Field weld inspection reports (including type of weld, location of weld, inspection of non-destructive testing [NDT] procedure and results, welder qualifications, certifications, qualified procedure description or number [ref: AWS}); and 5. Reports covering other structural activities requiring special inspections shall be in accordance with the 2007 CBC, Chapter 17, section 1704, Special Inspections, and Section 1709.1, Structural Observations.	If a discrepancy is discovered in any of the above data, the project owner shall, within 5 days, prepare and submit an NCR describing the nature of the discrepancies and the proposed corrective action to the CBO, with a copy of the transmittal letter to BLM's Authorized Officer and the CPM (2007 CBC, Chapter 17, section 1704.1.2, Report Requirements). The NCR shall reference the condition(s) of certification and the applicable CBC chapter and section. Within 5 days of resolution of the NCR, the project owner shall submit a copy of the corrective action to the CBO and the CPM. The project owner shall transmit a copy of the CBO's approval or disapproval of the corrective action to BLM's Authorized Officer and the CPM within 15 days. If disapproved, the project owner shall advise BLM's Authorized Officer and the CPM, within 5 days, the reason for disapproval, and the revised corrective action to obtain CBO's approval.	As needed	As needed								
Facility Design	STRUCT-3	The project owner shall submit to the CBO design changes to the final plans required by the 2007 CBC, including the revised drawings, specifications, calculations, and a complete description of, and supporting rationale for, the proposed changes and shall give to the CBO prior notice of the intended filing (2007 CBC, Appendix Chapter 1, section 106.1, Submittal Documents; section 106.4, Amended Construction Documents; 2007 California Administrative Code, section 4-215, Changes in Approved Drawings and Specifications).	On a schedule suitable to the CBO, the project owner shall notify the CBO of the intended filing of design changes and shall submit the required number of sets of revised drawings and the required number of copies of the other abovementioned documents to the CBO, with a copy of the transmittal letter to BLM's Authorized Officer and the CPM. The project owner shall notify BLM's Authorized Officer and the CPM, via the monthly compliance report, when the CBO has approved the revised plans.	As needed	As needed								
Facility Design	STRUCT-4	Tanks and vessels containing quantities of toxic or hazardous materials exceeding amounts specified in the 2007 CBC, Chapter 3, Table 307.1(2),shall, at a minimum, be designed to comply with the requirements of that chapter.	At least 30 days (or within a project owner- and CBO-approved alternate time frame) prior to the start of installation of the tanks or vessels containing the above-specified quantities of toxic or hazardous materials, the project owner shall submit to the CBO for design review and approval final design plans, specifications, and calculations, including a copy of the signed and stamped engineer's certification. The project owner shall send copies of the CBO approvals of plan checks to BLM's Authorized Officer and the CPM in the following monthly compliance report. The project owner shall also transmit a copy of the CBO's inspection approvals to BLM's Authorized Officer and the CPM in the monthly compliance report following completion of any inspection.	TBD	Not yet started								

Technical Area	COC	Description	Verification	Scheduled Submittal Date	Status	Date Submitted	Date Approved	NOTES	*Milestone Description*	*MILESTONE DATES*	*REQUIRED TIMING (days)*	*SCHEDULED SUBMITTAL DATE*	STATUS
Traffic & Transport.	TRANS-1	**Prior to start of construction of the ISEGS, the project owner shall prepare and implement a Traffic Control Plan (TCP) for ISEGS construction and operation traffic. The TCP shall address the movement of workers, vehicles, and materials, including arrival and departure schedules, and designated workforce and delivery routes.** **The project owner shall consult with the County of San Bernardino and the Caltrans District 8 office in the preparation and implementation of the Traffic Control Plan and shall submit the proposed Traffic Control Plan to the County of San Bernardino and the Caltrans District 8 office in sufficient time for review and comment and to BLM's Authorized Officer and the Energy Commission Compliance Project Manager (CPM) for review and approval prior to the proposed start of construction and implementation of the plan. BLM's Authorized Officer and the CPM shall review and approve the TCP or identify any material deficiencies within thirty (30) days of receipt. The project owner shall provide a copy of any written comments from the County of San Bernardino and the Caltrans District 8 office and any changes to the Traffic Control Plan to BLM's Authorized Officer and the CPM prior to the proposed start of construction.**	**At least 90 calendar days prior to the start of construction, including any grading or site remediation on the power plant site or its associated easements, the project owner shall submit the proposed traffic control plan to the County of San Bernardino and the Caltrans District 8 office for review and comment and to BLM's Authorized Officer and the CPM for review and approval. The project owner shall also provide BLM's Authorized Officer and the CPM with a copy of the transmittal letter to the County of San Bernardino and the Caltrans District 8 office requesting review and comment.** **At least 30 calendar days prior to the start of construction, the project owner shall provide copies of any comment letters received from either the County of San Bernardino and the Caltrans District 8 office, along with any changes to the proposed traffic control plan to BLM's Authorized Officer and the CPM for review and approval.** **The Traffic Control Plan shall include:** **• providing an incentive program to encourage construction workers to use van or bus service;** **• limiting truck deliveries to the project site on Fridays to mornings only so they occur before 12:00 noon ;**	16-Jun-2010	Approved	18-Jun-2010	7-Oct-2010						
Traffic & Transport.	TRANS-1 (Continued)	**Prior to start of construction of the ISEGS, the project owner shall prepare and implement a Traffic Control Plan (TCP) for ISEGS construction and operation traffic. The TCP shall address the movement of workers, vehicles, and materials, including arrival and departure schedules, and designated workforce and delivery routes.** **The project owner shall consult with the County of San Bernardino and the Caltrans District 8 office in the preparation and implementation of the Traffic Control Plan and shall submit the proposed Traffic Control Plan to the County of San Bernardino and the Caltrans District 8 office in sufficient time for review and comment and to BLM's Authorized Officer and the Energy Commission Compliance Project Manager (CPM) for review and approval prior to the proposed start of construction and implementation of the plan. BLM's Authorized Officer and the CPM shall review and approve the TCP or identify any material deficiencies within thirty (30) days of receipt. The project owner shall provide a copy of any written comments from the County of San Bernardino and the Caltrans District 8 office and any changes to the Traffic Control Plan to BLM's Authorized Officer and the CPM prior to the proposed start of construction.**	**• redirection of construction traffic with a flag person as necessary to ensure traffic safety and minimize interruptions to non-construction related traffic flow;** **• signage, lighting, and traffic control device placement at the project construction site and laydown areas;** **• signage along eastbound and westbound Yates Well Road and at the entrance of each of the I-15 northbound and southbound off-ramps at Yates Well Road notifying drivers of construction traffic throughout the duration of the construction period;** **• signage and detours to redirect traffic from Colosseum Road during construction activities related to roadway realignment and pipeline installation in and across the Colosseum Road right of way;** **• a Heavy Haul Plan addressing the transport and delivery of heavy and oversized loads requiring permits from Caltrans or other state and federal agencies;** **• a work schedule and end-of-shift departure plan will be implemented to limit Friday departures from the site, traveling north to Las Vegas to 12 or fewer vehicles every three minutes between 12:00 noon and 10:00 PM .**	16-Jun-2010	Approved	18-Jun-2010	7-Oct-2010						
Traffic & Transport.	TRANS-2	**The project owner shall restore all public roads, easements, and rights-of-way that have been damaged due to project-related construction activities to original or near-original condition in a timely manner, as directed by the BLM's Authorized Officer and CPM. The project owner's use of Yates Well Road shall not diminish the rights or use of the road by other BLM authorized users. Repairs and restoration of access roads may be required at any time during the construction phase of the project to assure safe ingress and egress.** **Prior to the start of site mobilization, the project owner shall consult with the County of San Bernardino and Caltrans District 8 and notify them of the proposed schedule for project construction. The purpose of this notification is to request that the County of San Bernardino and Caltrans consider postponement of public right-of-way repair or improvement activities in areas affected by project construction until construction is completed and to coordinate with the project owner regarding any concurrent construction related activities that are planned or in progress and cannot be postponed.**	**At least 30 days prior to the start of mobilization, the project owner shall photograph or videotape all affected public roads, easements, and right-of-way segment(s) and/or intersections and shall provide BLM's Authorized Officer, the CPM, the affected local jurisdiction(s) and Caltrans (if applicable) with a copy of these images. The project owner shall rebuild, repair and maintain all public roads, easements, rights of-way in a usable condition throughout the construction phase of the project.** **Prior to the start of site mobilization, the project owner shall consult with the County of San Bernardino and Caltrans District 8 and notify them of the proposed schedule for project construction. The purpose of this notification is to request that the County of San Bernardino and Caltrans consider postponement of public right-of-way repair or improvement activities in areas affected by project construction until construction is completed and to coordinate with the project owner regarding any concurrent construction-related activities that are planned or in progress and cannot be postponed.**	10-Aug-2010	Approved	24-Jun-2010	2-Sep-2010						

Technical Area	COC	Description	Verification	Scheduled Submittal Date	Status	Date Submitted	Date Approved	NOTES	*Milestone Description*	*MILESTONE DATES*	*REQUIRED TIMING (days)*	*SCHEDULED SUBMITTAL DATE*	STATUS
Traffic & Transport.	TRANS-2 (continued)	**The project owner shall restore all public roads, easements, and rights-of-way that have been damaged due to project-related construction activities to original or near-original condition in a timely manner, as directed by the BLM's Authorized Officer and CPM. The project owner's use of Yates Well Road shall not diminish the rights or use of the road by other BLM authorized users. Repairs and restoration of access roads may be required at any time during the construction phase of the project to assure safe ingress and egress. Prior to the start of site mobilization, the project owner shall consult with the County of San Bernardino and Caltrans District 8 and notify them of the proposed schedule for project construction. The purpose of this notification is to request that the County of San Bernardino and Caltrans consider postponement of public right-of-way repair or improvement activities in areas affected by project construction until construction is completed and to coordinate with the project owner regarding any concurrent construction related activities that are planned or in progress and cannot be postponed.**	**Within 60 calendar days after completion of construction, the project owner shall meet with BLM's Authorized Officer and the CPM, the County of San Bernardino and Caltrans District 8 to identify sections of public right-of-way to be repaired. At that time, the project owner shall establish a schedule to complete the repairs and to receive approval for the action(s). Following completion of any public right-of-way repairs, the project owner shall provide a letter signed by the County of San Bernardino and Caltrans District 8 stating their satisfaction with the repairs to BLM's Authorized Officer and the CPM.**	10-Aug-2010	Approved	24-Jun-2010	2-Sep-2010						
Traffic & Transport.	TRANS-3	**The project owner shall prepare a Heliostat Positioning Plan that would avoid potential for human health and safety hazards from solar radiation exposure.**	**Within 90 days before commercial operation of any of the three ISEGS power plants, the project owner shall submit the Heliostat Positioning Plan to BLM's Authorized Officer and the CPM for review and approval. The project owner shall also submit the plan to CalTrans, FAA, San Bernardino County, the San Bernardino Associated Governments (the transportation planning agency for San Bernardino County) and the Clark County Department of Aviation for review and comment and forward any comments received to BLM's Authorized Officer and the CPM. The Heliostat Positioning Plan shall accomplish the following:** **1. Identify the heliostat movements and positions (including reasonably possible malfunctions) that could result in potential exposure of observers at various locations including in aircraft, motorists, pedestrians and hikers in the Clark Mountains to**	2013	Approved	Heliostat Positioning Plan was submitted on 1/14/2013. Revision 1 was submitted on 4/19/2013. Approved by BLM on 6/13/13. Revision 1 was resubmitted on 9/13/13	6/13/2013						
Traffic & Transport.	TRANS-3 (continued)	**The project owner shall prepare a Heliostat Positioning Plan that would avoid potential for human health and safety hazards from solar radiation exposure.**	**2. Describe within the HPP how programmed heliostat operation would avoid potential for human health and safety hazards at locations of observers as attributable to momentary solar radiation exposure greater than the Maximum Permissible Exposure of 10 kw/m^2 (for a period of 0.25 second or less).** **3. Prepare a monitoring plan that would: a) obtain field measurements in response to legitimate complaints; b) verify that the Heliostat Positioning Plan would avoid potential for human health and safety hazards including temporary and permanent blindness at locations of observers; and** **c) provide requirements and procedures to document, investigate and resolve legitimate complaints regarding glare.** **4. The monitoring plan should be coordinated with the FAA, U.S. Department of the Navy, CalTrans, CHP, and Clark County Department of Aviation inrelation to the proposed Southern Nevada Supplemental Airport and be updated on an annual basis for the first 5 years, and at 2-year intervals thereafter for the life of the project.**	2013	Approved	Heliostat Positioning Plan was submitted on 1/14/2013. Revision 1 was submitted on 4/19/2013. Approved by BLM on 6/13/13. Revision 1 was resubmitted on 9/13/13	6/13/2013						
Traffic & Transport.	TRANS-4	**The project owner shall prepare a Power Tower Luminance Monitoring Plan to provide procedures to conduct periodic monitoring and to document, investigate and resolve complaints regarding distraction effects to aviation, vehicular and pedestrian traffic associated with the power towers.**	**Within 60 days prior to commercial operation of the first ISEGS power plant to become operational, the project owner shall provide a Power Tower Luminance Monitoring Plan applicable for the ISEGS Project for review and approval by BLM's Authorized Officer and the CPM. The plan shall specify procedures to document, investigate and resolve complaints regarding glare, and report these to BLM's Authorized Officer and the CPM within 10 days of receiving a complaint.** **The project owner shall evaluate the effects of the intensity of the luminance of light reflected from the power tower receivers for the following scenarios:** **A. Within 90 days following commercial operation;** **B. After the initial 5 years of operation;** **C. If a major design change is implemented that results in an increase of the reflective luminance of the power towers for each of the three ISEGS power plants (Ivanpah 1, 2 and 3); and** **D. After receiving a legitimate complaint regarding a distraction associated with the power towers.**	2013	Approved	4/18/13: Power Tower Luminance Monitoring Plan Submitted on 4/5/2013. Approved by BLM on 6/13/13. Revision 1 was resubmitted on 9/13/13.	6/13/2013						RFS

Technical Area	COC	Description	Verification	Scheduled Submittal Date	Status	Date Submitted	Date Approved	NOTES	*Milestone Description*	*MILESTONE DATES*	*REQUIRED TIMING (days)*	*SCHEDULED SUBMITTAL DATE*	STATUS
Traffic & Transport.	TRANS-4 (continued-1)	**The project owner shall prepare a Power Tower Luminance Monitoring Plan to provide procedures to conduct periodic monitoring and to document, investigate and resolve complaints regarding distraction effects to aviation, vehicular and pedestrian traffic associated with the power towers.**	**The Power Tower Luminance Monitoring Plan shall include provisions for the following: 1. Coordination of luminance evaluations with the FAA, U.S. Department of the Navy, CalTrans, CHP, and with Clark County Department of Aviation in relation to the proposed Southern Nevada Supplemental Airport; 2. Reporting within 30 days after completing luminance measurements required under this plan; the project owner shall submit a summary report to FAA, U.S. Department of the Navy, CalTrans, San Bernardino County, SANBAG, CHP and Clark County Department of Aviation for review and comment, and to BLM's Authorized Officer and the CPM for review and approval. 3. Measurement of luminance at the locations where any distraction effects have been reported and at the locations nearest the power towers from the four sides of the power plant boundaries, and the nearest public road, which may be substituted for one of the sides of the power tower of each of the three power plants during the time of day when values would be highest;**	2013	Approved	4/18/13: Power Tower Luminance Monitoring Plan Submitted on 4/5/2013. Approved by BLM on 6/13/13. Revision 1 was resubmitted on 9/13/13.	6/13/2013						RFS
Traffic & Transport.	TRANS-4 (continued-2)	**The project owner shall prepare a Power Tower Luminance Monitoring Plan to provide procedures to conduct periodic monitoring and to document, investigate and resolve complaints regarding distraction effects to aviation, vehicular and pedestrian traffic associated with the power towers.**	**5. Provisions for identifying and implementing appropriate mitigation measures if reported distraction is determined to be legitimate and if power tower luminance is determined to be causing a safety concern; The project owner shall consider and propose any reasonable mitigation measures that are technically and financially feasible. The mitigation measures may include surface treatment or material changes to increase absorption and reduce reflectivity of the power tower receivers, road signage, screening or other reasonable measures. 6. Post-mitigation verification; Within 30 days following the implementation of mitigation measures designed to reduce reflectivity of the power towers, the project owner shall repeat the luminance measurements to demonstrate the effectiveness of mitigation measures and prepare a supplemental survey report for review and comment by FAA, U.S. Department of the Navy, CalTrans, San Bernardino County, SANBAG, CHP and Clark County Department of Aviation, and for review and approval by BLM's Authorized Officer and the CPM.**	2013	Approved	4/18/13: Power Tower Luminance Monitoring Plan Submitted on 4/5/2013. Approved by BLM on 6/13/13. Revision 1 was resubmitted on 9/13/13.	6/13/2013						RFS
Traffic & Transport.	TRANS-5	**The project owner shall ensure that each power tower is marked and lighted according to the recommendations included in the FAA aeronautical study performed for each tower. Additionally, the project owner shall submit FAA Form 7460-2 Part II, Notice of Actual Construction or Alteration, to the FAA within 5 days of completion of construction of the tower to its greatest height,469'. Further clarification from FAA dated Aug 8 2012 states- "The crane, with the functioning medium-dual lighting shall remain right on-site adjacent to this solar tower until the exact day the solar tower has actually reached its greatest height per the airspace determination height of 469 feet agl with the medium dual lighting installed and functioning. Only then should she submit another 7460-2 Part 2 with data that completely coincides with the airspace determination requirements for the structure reaching its greatest height. Then the crane can be removed, but only after all the above has been completed. And the current medium dual lighting on the crane shall be monitored for its full functioning just like a permanent structure. If any of the lights fail, a light outage notification shall be immediately reported." If lighting is out on the cranes or on the permanent lighting atop the Towers,for more than 30 minutes, notification will be made to the FAA.Also notification will be made when the issue has been fixed. The project owner shall provide evidence of compliance with FAA Advisory circular 70/7460-1 K Change 2, Obstruction Marking and Lighting by submitting a copy of Form 7460-2 to BLM's Authorized Officer and the CPM for review and approval upon completion of construction or each power tower.**	**Within 5 days of completion of construction of greatest tower height and also the completed construction of each of three power towers, the project owner shall submit the FAA forms, and notify BLM's Authorized Officer and CEC CPM .**	2012/2013	All notifications up-to-date to FAA and BLM, Form 7460-2 shall be submitted to FAA on the day the cranes are removed at Towers 2 and 3 , and permanent lighting structures are operating atop the towers per correspondence with FAA 8/8/12	Tower 1 Greatest Height Notification made with FAA Form 7460-1 for ASN:20008-AWP-3209-OE on 3/19/12, part 1 construction began ; Tower 2 Greatest Height Notification to FAA form 7460-2 for ASN:2008-AWP-6483-OE made on 6/07/12-459' (FAA notified of construction start dates Twr 1-2011 Twr 2 - 9/6/11,twr 3-1/17/12;Tower 3 notification made for GH on 8/2/12 however FAA revised when we should submit this nitifcation */08/12**	GHN made with FAA Form 7460-1 for ASN:20008-AWP-3209-OE Approved on 3/19/12 for Tower 1; Tower 2 ASN:2008-AWP-6483-OE Approved 6/07/12**						RFS

Technical Area	COC	Description	Verification	Scheduled Submittal Date	Status	Date Submitted	Date Approved	NOTES	*Milestone Description*	*MILESTONE DATES*	*REQUIRED TIMING (days)*	*SCHEDULED SUBMITTAL DATE*	STATUS
Traffic & Transport.	TRANS-6	**Prior to start-up and testing activities of the plant and all related facilities, the project owner shall coordinate with the FAA to notify all pilots using the airspace in the vicinity of the ISEGS of potential air hazards from turbulence.**	**At least 60 days prior to start of project operation, the project owner shall submit to BLM's Authorized Officer and the CPM for review a letter from the FAA showing compliance with these measures. The notification activities would include, but not be limited to (1) issuing a notice to airmen (NOTAM) of the identified air hazard, 2) updating all applicable FAA-approved airspace charts to indicate that plume hazards could exist up to an altitude of 1,350 feet above the ground surface, and 3) requesting FAA to require pilots to avoid direct overflight of the ISEGS site at or below this altitude during daylight hours.**	2013	FAA Notification Completed. FAA determined facility a "No Hazard"			No expected turbulence during operation					RFS
Transmission System Engineering	TSE-1	**The project owner shall furnish to BLM's Authorized Officer and the Compliance Project Manager (CPM) and to the Chief Building Official (CBO) a schedule of transmission facility design submittals, a Master Drawing List, a Master Specifications List, and a Major Equipment and Structure List. The schedule shall contain a description and list of proposed submittal packages for design, calculations, and specifications for major structures and equipment. To facilitate audits by BLM and Energy Commission staff, the project owner shall provide designated packages to BLM's Authorized Officer and the CPM when requested**	**At least 60 days prior to the start of construction (or a lesser number of days mutually agreed to by the project owner and the CBO), the project owner shall submit the schedule, a Master Drawing List, and a Master Specifications List to the CBO, BLM's Authorized Officer and to the CPM. The schedule shall contain a description and list of proposed submittal packages for design, calculations, and specifications for major structures and equipment (see a list of major equipment in Table 1: Major Equipment List below). Additions and deletions shall be made to the table only with CPM, BLM's Authorized Officer and CBO approval. The project owner shall provide schedule updates in the Monthly Compliance Report.** **TRANSMISSION SYSTEM ENGINEERING Table 1** **Major Equipment List** **Breakers** **Step-Up Transformer** **Switchyard** **Busses** **Surge Arrestors** **Disconnects** **Take Off Facilities** **Electrical Control Building** **Switchyard Control Building** **Transmission Pole/Tower** **Grounding System**	13-Aug-2010	Approved	16-Jul-2010	2-Sep-2010						
Transmission System Engineering	TSE-2	**Prior to the start of construction, the project owner shall assign an electrical engineer and at least one of each of the following to the project:** **A) a civil engineer;** **B) a geotechnical engineer or a civil engineer experienced and knowledgeable in the practice of soils engineering;** **C) a design engineer who is either a structural engineer or a civil engineer fully competent and proficient in the design of power plant structures and equipment supports; or** **D) a mechanical engineer. (Business and Professions Code Sections 6704 et seq. require state registration to practice as a civil engineer or structural engineer in California.** **The tasks performed by the civil, mechanical, electrical, or design engineers may be divided between two or more engineers, as long as each engineer is responsible for a particular segment of the project (e.g., proposed earthwork, civil structures, power plant structures, equipment support). No segment of the project shall have more than one responsible engineer. The transmission line may be the responsibility of a separate California-registered electrical engineer. The civil, geotechnical or civil, and design engineer assigned in conformance with Facility Design condition GEN-5, may be responsible for design and review of the TSE facilities.**	**At least 30 days prior to the start of rough grading (or a lesser number of days mutually agreed to by the project owner and the CBO), the project owner shall submit to the CBO for review and approval, the names, qualifications, and registration numbers of all the responsible engineers assigned to the project. The project owner shall notify BLM's Authorized Officer and the CPM of the CBO's approvals of the engineers within five days of the approval.** **If the designated responsible engineer is subsequently reassigned or replaced, the project owner has five days in which to submit the name, qualifications, and registration number of the newly assigned engineer to the CBO for review and approval. The project owner shall notify BLM's Authorized Officer and the CPM of the CBO's approval of the new engineer within five days of the approval.**	15-Sep-2010	Approved	28-May-2010	2-Sep-2010						

Technical Area	COC	Description	Verification	Scheduled Submittal Date	Status	Date Submitted	Date Approved	NOTES	*Milestone Description*	*MILESTONE DATES*	*REQUIRED TIMING (days)*	*SCHEDULED SUBMITTAL DATE*	STATUS
Transmission System Engineering	TSE-2 (Continued)	The project owner shall submit to the CBO for review and approval, the names, qualifications, and registration numbers of all engineers assigned to the project. If any one of the designated engineers is subsequently reassigned or replaced, the project owner shall submit the name, qualifications, and registration number of the newly assigned engineer to the CBO for review and approval. The project owner shall notify BLM's Authorized Officer and the CPM of the CBO's approval of the new engineer. This engineer shall be authorized to halt earthwork and to require changes if site conditions are unsafe or do not conform with predicted conditions used as a basis for design of earthwork or foundations. The electrical engineer shall: 1. Be responsible for the electrical design of the power plant switchyard, outlet and termination facilities; and 2. Sign and stamp electrical design drawings, plans, specifications, and calculations.	At least 30 days prior to the start of rough grading (or a lesser number of days mutually agreed to by the project owner and the CBO), the project owner shall submit to the CBO for review and approval, the names, qualifications, and registration numbers of all the responsible engineers assigned to the project. The project owner shall notify BLM's Authorized Officer and the CPM of the CBO's approvals of the engineers within five days of the approval. If the designated responsible engineer is subsequently reassigned or replaced, the project owner has five days in which to submit the name, qualifications, and registration number of the newly assigned engineer to the CBO for review and approval. The project owner shall notify BLM's Authorized Officer and the CPM of the CBO's approval of the new engineer within five days of the approval.	15-Sep-2010	Approved	28-May-2010	2-Sep-2010						
Transmission System Engineering	TSE-3	If any discrepancy in design and/or construction is discovered in any engineering work that has undergone CBO design review and approval, the project owner shall document the discrepancy and recommend corrective action (California Building Code, 1998, Chapter 1, Section 108.4, Approval Required; Chapter 17, Section 1701.3, Duties and Responsibilities of the Special Inspector; Appendix Chapter 33, Section 3317.7, Notification of Noncompliance). The discrepancy documentation shall become a controlled document and shall be submitted to the CBO for review and approval and shall reference this condition of certification.	The project owner shall submit a copy of the CBO's approval or disapproval of any corrective action taken to resolve a discrepancy to BLM's Authorized Officer and the CPM within 15 days of receipt. If disapproved, the project owner shall advise BLM's Authorized Officer and the CPM, within five days, the reason for disapproval, and the revised corrective action required obtaining the CBO's approval.	As needed	As needed								
Transmission System Engineering	TSE-4	For the power plant switchyard, outlet line, and termination, the project owner shall not begin any increment of construction until plans for that increment have been approved by the CBO. These plans, together with design changes and design change notices, shall remain on the site for one year after completion of construction. The project owner shall request that the CBO inspect the installation to ensure compliance with the requirements of applicable LORS. The following activities shall be reported in the Monthly Compliance Report: - Receipt or delay of major electrical equipment; - Testing or energization of major electrical equipment; and - The number of electrical drawings approved, submitted for approval, and still to be submitted.	At least 30 days prior to the start of each increment of construction (or a lesser number of days mutually agreed to by the project owner and the CBO), the project owner shall submit to the CBO for review and approval the final design plans, specifications, and calculations for equipment and systems of the power plant switchyard, outlet line, and termination, including a copy of the signed and stamped statement from the responsible electrical engineer attesting to compliance with the applicable LORS, and send BLM's Authorized Officer and the CPM a copy of the transmittal letter in the next Monthly Compliance Report.	2011	Not yet started								
Transmission System Engineering	TSE-5	The project owner shall ensure that the design, construction, and operation of the proposed transmission facilities will conform to all applicable LORS, including the requirements listed below. The project owner shall submit the required number of copies of the design drawings and calculations as determined by the CBO. A. The Ivanpah 1 will be interconnected to the SCE grid via a 115 kV segment of approximately 5,800 feet long single circuit. The Ivanpah #2 will be interconnected to the SCE grid via a 115 kV single circuit segment approximately 3900 feet long single circuit and an approximately 1400 feet long double circuit 115 kV generator tie-line. The Ivanpah #3 115 kV generator tie line would be approximately 14,100 feet long which would merge into a 115kV double circuit with the Ivanpah #2 generator tie line. The proposed Ivanpah substation would use a double bus breaker- and a half configuration with 3-bays and 5 positions or other configuration as may be approved by SCE.. B. The power plant outlet line shall meet or exceed the electrical, mechanical, civil, and structural requirements of General Order 98 or National Electric Safety Code (NESC), Title 8 of the California Code and Regulations (Title 8), Articles 35, 36, and 37 of CPUC General Order 95the "High Voltage Electric Safety Orders", California ISO standards, National Electric Code (NEC), and related industry standards.	At least 60 days prior to the start of construction of transmission facilities (or a lessor number of days mutually agree to by the project owner and CBO),the project owner shall submit to the CBO for approval: 1.Design drawings, specifications, and calculations conforming with CPUC General Order 95 and General Order 98 or NESC; Title 8, California Code of Regulations, Articles 35, 36, and 37 of the "High Voltage Electric Safety Orders"; NEC; applicable interconnection standards, and related industry standards for the poles/towers, foundations, anchor bolts, conductors, grounding systems, and major switchyard equipment. 2. For each element of the transmission facilities identified above, the submittal package to the CBO shall contain the design criteria, a discussion of the calculation method(s), a sample calculation based on "worst-case conditions,"1 and a statement signed and sealed by the registered engineer in responsible charge, or other acceptable alternative verification, that the transmission element(s) will conform with CPUC General Order 95 or NESC; Title 8, California Code of Regulations, Articles 35, 36 and 37 of the "High Voltage Electric Safety Orders"; NEC; applicable interconnection standards, and related industry standards.	2011	Ongoing Multiple submittals required								

Technical Area	COC	Description	Verification	Scheduled Submittal Date	Status	Date Submitted	Date Approved	NOTES	*Milestone Description*	*MILESTONE DATES*	*REQUIRED TIMING (days)*	*SCHEDULED SUBMITTAL DATE*	STATUS
Transmission System Engineering	TSE-5 (continued)	C. Breakers and busses in the power plant switchyard and other switchyards,where applicable, shall be sized to comply with a short-circuit analysis. D. Outlet line crossings and line parallels with transmission and distributionfacilities shall be coordinated with the transmission line owner and comply with the owner's standards. E. The project conductors shall be sized to accommodate the full output from the project. F. Termination facilities shall comply with applicable SCE interconnection standards. G. The project owner shall provide to BLM's Authorized Officer and the CPM: 1. The final Detailed Facility Study (DFS) including a description of facility upgrades, operational mitigation measures, and/or Special ProtectionSystem (SPS) sequencing and timing if applicable, 2. Executed project owner, Transmission System Operator and California ISO Large Generator Interconnection Agreement.	3. Electrical one-line diagrams signed and sealed by the registered professional electrical engineer in responsible charge, a route map, and an engineering description of equipment and the configurations covered by requirements TSE-5 1) through 5) above. 1 Worst-case conditions for the foundations would include for instance, a dead-end or angle pole. 4. The final Detailed Facility Study, including a description of facility upgrades, operational mitigation measures, and/or SPS sequencing and timing if applicable, shall be provided concurrently to BLM's Authorized Officer and the CPM.	2011	Ongoing Multiple submittals required								
Transmission System Engineering	TSE-6	The project owner shall provide the following Notice to the California Independent System Operator (California ISO) prior to synchronizing the facility with the California transmission system as required in the LGIA:	The project owner shall provide copies of the CAISO notice to BLM's Authorized Officer and the CPM when it is sent to the CAISO. A report of the conversation with the CAISO shall be provided electronically to BLM's Authorized Officer and the CPM one day before synchronizing the facility with the California transmission system for the first time.	TBD	Notice to CAISO has beenprovided by Owner								
Transmission System Engineering	TSE-7	The project owner shall be responsible for the inspection of the transmission facilities during and after project construction, and any subsequent BLM authorized officer, CPM and CBO approved changes thereto, to ensure conformance with CPUC GO-95 or NESC; Title 8, CCR, Articles 35, 36 and 37 of the "High Voltage Electric Safety Orders"; applicable interconnection standards; NEC; and related industry standards. In case of non-conformance, the project owner shall inform BLM's Authorized Officer, the CPM and CBO in writing, within 10 days of discovering such non-conformance and describe the corrective actions to be taken.	Within 60 days after first synchronization of the project, the project owner shall transmit to BLM's Authorized Officer, the CPM and CBO: 1. "As built" engineering description(s) and one-line drawings of the electrical portion of the facilities signed and sealed by the registered electrical engineer in responsible charge. A statement attesting to conformance with CPUC GO-95 or NESC; Title 8, California Code of Regulations, Articles 35, 36 and 37 of the "High Voltage Electric Safety Orders"; applicable interconnection standards; NEC; and related industry standards, and these conditions shall be provided concurrently. 2. An "as built" engineering description of the mechanical, structural, and civil portion of the transmission facilities signed and sealed by the registered engineer in responsible charge or acceptable alternative verification. "As built" drawings of the electrical, mechanical, structural, and civil portion of the transmission facilities shall be maintained at the power plant and made available, if requested, for BLM's Authorized Officer or CPM audit as set forth in the "Compliance Monitoring Plan." 3. A summary of inspections of the completed transmission facilities, and identification of any nonconforming work and corrective actions taken, signed and sealed by the registered engineer in charge	2013	Not yet started								
Transm. Lines	TLSN-1	The project owner shall construct the proposed generation tie lines according to the first point of interconnection requirements of California Public Utility Commission's GO-95, GO-52, GO-131-D, Title 8, and Group 2. High Voltage Electrical Safety Orders, sections 2700 through 2974 of the California Code of Regulations, and Southern California Edison's EMF-reduction guidelines.	At least 30 days before starting the generation tie lines or related structures and facilities, the project owner shall submit to BLM's Authorized Officer and the Compliance Project Manager (CPM) a letter signed by a California registered electrical engineer affirming that the lines will be constructed according to the requirements stated in the condition.	24-Nov-2010	Submitted	24-Nov-2010							

Technical Area	COC	Description	Verification	Scheduled Submittal Date	Status	Date Submitted	Date Approved	NOTES	*Milestone Description*	*MILESTONE DATES*	*REQUIRED TIMING (days)*	*SCHEDULED SUBMITTAL DATE*	STATUS
Transm. Lines	TLSN-2	The project owner shall use a qualified individual to measure the strengths of the electric and magnetic fields from the line at the points of maximum intensity along the route for which the applicant provided specific estimates. The measurements shall be made before and after energization according to the American National Standard Institute/Institute of Electrical and Electronic Engineers (ANSI/IEEE) standard procedures. These measurements shall be completed no later than 6 months after the start of operations.	The project owner shall file copies of the pre-and post-energization measurements with BLM's Authorized Officer and the CPM within 60 days after completion of the measurements.	2013	Not yet started								RFS
Transm. Lines	TLSN-3	The project owner shall ensure that the rights-of-way of the proposed generation tie lines are kept free of combustible material, as required under the provisions of section 4292 of the Public Resources Code and section 1250 of Title 14 of the California Code of Regulations.	During the first 5 years of plant operation, the project owner shall provide a summary of inspection results and any fire prevention activities carried out along the right-of-way and provide such summaries in the Annual Compliance Report to be provided to BLM's Authorized Officer and the CPM.	2014	Ongoing - annually								RFS
Transm. Lines	TLSN-4	The project owner shall ensure that all permanent metallic objects within the right-of-way of the project-related generation tie lines are grounded according to industry standards regardless of ownership.	At least 30 days before the lines are energized, the project owner shall transmit to BLM's Authorized Officer and the CPM a letter confirming compliance with this condition.	2013	Not yet started								RFS
Visual	VIS-1	The project owner shall treat the surfaces of all project structures and buildings visible to the public, other than surfaces that are included to direct or reflect sunlight, such that a) their colors minimize visual intrusion and contrast by blending with the existing tan and brown color of the surrounding landscape; and b) their colors and finishes do not create excessive glare. The transmission line conductors shall be nonspecular and non-reflective	At least 90 days prior to specifying to the vendor the colors and finishes for each set of structures or buildings that are surface treated during manufacture, the project owner shall submit the proposed treatment plan to BLM's Authorized Officer and the CPM for review and approval and simultaneously to San Bernardino County for review and comment. If BLM's Authorized Officer and the CPM determine that the plan requires revision, the project owner shall provide to BLM's Authorized Officer and the CPM a plan with the specified revision(s) for review and approval by BLM's Authorized Officer and the CPM before any treatment is applied. Any modifications to the treatment plan must be submitted to BLM's Authorized Officer and the CPM for review and approval. BLM's Authorized Officer and the CPM shall review and approve the Surface Treatment Plan or identify any material deficiencies within thirty (30) days of receipt. The treatment plan shall include: A. A description of the overall rationale for the proposed surface treatment, including the selection of the proposed color(s) and finishes; B. A list of each major project structure, building, tank, pipe, and wall; the transmission line towers and/or poles; and fencing, specifying the color(s) and finish proposed for each. Colors must be identified by vendor, name, and number; or according to a universal designation system; C. One set of color brochures or color chips showing	9-Jun-2010	Approved	6/30/2010; 11/4/2010 (amend. 1 & 2); 12/8/2010 (amend. 3 & 4); 4/5/2011 (amend. 5 & 6); Plan Revision 1	10/7/2010; 11/23/2010 (amend. 1 & 2); 1/10/2011 (amend. 3 & 4);	Lighting Plan Addendum 1					RFS

Technical Area	COC	Description	Verification	Scheduled Submittal Date	Status	Date Submitted	Date Approved	NOTES	*Milestone Description*	*MILESTONE DATES*	*REQUIRED TIMING (days)*	*SCHEDULED SUBMITTAL DATE*	STATUS
Resources	VIS-1	excessive glare. The transmission line conductors shall be non-specular and non-reflective, and the insulators shall be non-reflective and non-refractive. The project owner shall submit for CPM review and approval, a specific Surface Treatment Plan that will satisfy these requirements.	each proposed color and finish; D. A specific schedule for completion of the treatment; and E. A procedure to ensure proper treatment maintenance for the life of the project. The project owner shall not specify to the vendors the treatment of any buildings or structures treated during manufacture, or perform the final treatment on any buildings or structures treated in the field, until the project owner receives notification of approval of the treatment plan by BLM's Authorized Officer and the CPM. Subsequent modifications to the treatment plan are prohibited without BLM's Authorized Officer and CPM approval. Prior to the start of commercial operation, the project owner shall notify BLM's Authorized Officer and the CPM that surface treatment of all listed structures and buildings has been completed and they are ready for inspection and shall submit to each one set of electronic color photographs from the same key observation points identified in (d) above. The project owner shall provide a status report regarding surface treatment maintenance in the Annual Compliance Report. The report shall specify: a) the condition of the surfaces of all structures and buildings at the end of the reporting year; b) maintenance activities that occurred during the reporting year; and c) the schedule of maintenance activities for the next year.	9 Jun 2010	Approved	May 27, 2011; Revision 1.2 submitted June 27, 2011; Revision 1.3 submitted September 7, 2011	(amend. 3 & 4); 4/15/2011 (amend. 5); 5/2/2011 (amend. 6)	submitted 11/02/12					N/A
Visual	VIS-2	At the request of, and in consultation with BLM's Authorized Officer, the CPM and the golf course owner, the project owner shall prepare a perimeter landscape screening plan to reduce the visibility of the proposed ISEGS project as seen from the golf course. The purpose of the plan shall be to provide screening of the power project, particularly the mirror fields, while retaining as much of the scenic portion of the overall views of Ivanpah Valley and Clark Mountains as feasible. The design approach shall be developed with prior consultation with the golf course owner, and implemented only at the golf course owner's request. The project owner shall submit to BLM's Authorized Officer and the CPM for review and approval and simultaneously to the golf course owner for review and comment a preliminary conceptual landscaping plan whose objective is to provide an attractive visual	The landscaping plan shall be submitted to BLM's Authorized Officer and the CPM for review and approval and simultaneously to the golf course owner for review and comment at least 90 days prior to installation of the landscaping. If BLM's Authorized Officer and the CPM determine that the plan requires revision, the project owner shall provide to BLM's Authorized Officer and the CPM and simultaneously to the golf course owner a revised plan for review and approval by BLM's Authorized Officer and the CPM. The plan shall include: A. A detailed landscape, grading, and irrigation plan, at a reasonable scale. The plan shall demonstrate how the requirements stated above shall be met. The plan shall provide a detailed installation schedule demonstrating installation of as much of the landscaping as early in the construction process as is feasible in coordination with project construction. B. A list (prepared by a qualified professional arborist familiar with local growing conditions) of proposed species, specifying installation sizes, growth rates, expected time to maturity, expected size at five years and at maturity, spacing, number, availability, and a discussion of the suitability of the plants for the site conditions and mitigation objectives, with the objective of providing the widest possible range of	TBD	Landscaping along the Golf Course is			Lighting Plan Addendum 1					RES

Technical Area	COC	Description	Verification	Scheduled Submittal Date	Status	Date Submitted	Date Approved	NOTES	*Milestone Description*	*MILESTONE DATES*	*REQUIRED TIMING (days)*	*SCHEDULED SUBMITTAL DATE*	STATUS
Resources	VIS-2	preliminary conceptual landscaping plan whose objective is to provide an attractive visual screen to views of the ISEGS project mirror fields. Upon approval by BLM's Authorized Officer and the CPM and golf course owner, the project owner shall submit to BLM's Authorized Officer and the CPM for review and approval and simultaneously to the golf course owner for review and comment a landscaping plan whose proper implementation will satisfy these requirements. The plan shall not be implemented until the project owner receives final approval from BLM's Authorized Officer and the CPM.	objective of providing the widest possible range of species from which to choose; C. Maintenance procedures, including any needed irrigation and a plan for routine annual or semi-annual debris removal for the life of the project; D. A procedure for monitoring for and replacement of unsuccessful plantings for the life of the project; and E. One set each for BLM's Authorized Officer and the CPM of 11"x17" color photo simulations of the proposed landscaping at five years and twenty years after planting, as viewed from adjoining segments of I-15 . The plan shall not be implemented until the project owner receives final approval from BLM's Authorized Officer and the CPM. The planting must occur during the first optimal planting season following site mobilization. The project owner shall simultaneously notify BLM's Authorized Officer and the CPM and the golf course owner within seven days after completing installation of the landscaping, that the landscaping is ready for inspection. The project owner shall report landscape maintenance activities, including replacement of dead or dying vegetation, for the previous year of operation in each Annual Compliance Report.	TBD	the Golf Course is in progress			submitted 11/02/12					RFS
Visual Resources	VIS-3	The project owner shall revegetate disturbed soil areas to the greatest practical extent, as described in mitigation measures BIO-14 and BIO-27. In order to address specifically visual concerns, the required Closure, Revegetation and Rehabilitation Plan shall include reclamation of the area of disturbed soils used for laydown, project construction, and siting of the substation and other ancillary operation and support structures.	Refer to mitigation measures BIO-14 and BIO-27.	N/A	Lighting Plan Addendum 1 submitted 11/02/12			Lighting Plan Addendum 1 submitted 11/02/12					
Visual Resources	VIS-4	To the extent feasible, consistent with safety and security considerations, the project owner shall design and install all permanent exterior lighting and all temporary construction lighting such that a) lamps and reflectors are not visible from beyond the project site, including any off-site security buffer areas; b) lighting does not cause excessive reflected glare; c) direct lighting does not illuminate the nighttime sky, except for required FAA aircraft safety lighting; d) illumination of the project and its immediate vicinity is minimized, and e) the plan complies with local policies and ordinances. The project owner shall submit to BLM's Authorized Officer and the CPM for review and approval and simultaneously to the County of San Bernardino for review and comment a lighting mitigation plan.	At least 90 days prior to ordering any permanent exterior lighting or temporary construction lighting, the project owner shall contact BLM's Authorized Officer and the CPM to discuss the documentation required in the lighting mitigation plan. At least 60 days prior to ordering any permanent exterior lighting, the project owner shall submit to BLM's Authorized Officer and the CPM for review and approval and simultaneously to the County of San Bernardino for review and comment a lighting mitigation plan. If BLM's Authorized Officer and the CPM determine that the plan requires revision, the project owner shall provide to BLM's Authorized Officer and the CPM a revised plan for review and approval by BLM's Authorized Officer and the CPM. BLM Authorized Officer and the CPM shall approve or identify any material deficiencies in the Lighting Plan within 30 days following the receipt of the Plan. The Lighting Plan shall include the following:	15-Nov-2010	Lighting Plan Addendum 1 submitted 11/02/12	11/1/2010; 12/14/2010 (amend. 1)	Amend 1 approved by BLM and CEC on 1/11/2012	Lighting Plan Addendum 1 submitted 11/02/12					RFS
Visual Resources	VIS-4 (Continued)	To the extent feasible, consistent with safety and security considerations, the project owner shall design and install all permanent exterior lighting and all temporary construction lighting such that a) lamps and reflectors are not visible from beyond the project site, including any off-site security buffer areas; b) lighting does not cause excessive reflected glare; c) direct lighting does not illuminate the nighttime sky, except for required FAA aircraft safety lighting; d) illumination of the project and its immediate vicinity is minimized, and e) the plan complies with local policies and ordinances. The project owner shall submit to BLM's Authorized Officer and the CPM for review and approval and simultaneously to the County of San Bernardino for review and comment a lighting mitigation plan.	A. Location and direction of light fixtures shall take the lighting mitigation requirements into account; B. Lighting design shall consider setbacks of project features from the site boundary to aid in satisfying the lighting mitigation requirements; C. Lighting shall incorporate fixture hoods/shielding, with light directed downward or toward the area to be illuminated; D. Light fixtures that are visible from beyond the project boundary shall have cutoff angles that are sufficient to prevent lamps and reflectors from being visible beyond the project boundary, except where necessary for security;	15-Nov-2010	Lighting Plan Addendum 1 submitted 11/02/12	11/1/2010; 12/14/2010 (amend. 1)	Amend 1 approved by BLM and CEC on 1/11/2012	Lighting Plan Addendum 1 submitted 11/02/12					RFS

Technical Area	COC	Description	Verification	Scheduled Submittal Date	Status	Date Submitted	Date Approved	NOTES	*Milestone Description*	*MILESTONE DATES*	*REQUIRED TIMING (days)*	*SCHEDULED SUBMITTAL DATE*	STATUS
Visual Resources	VIS-4 (Continued-1)	To the extent feasible, consistent with safety and security considerations, the project owner shall design and install all permanent exterior lighting and all temporary construction lighting such that a) lamps and reflectors are not visible from beyond the project site, including any off-site security buffer areas; b) lighting does not cause excessive reflected glare; c) direct lighting does not illuminate the nighttime sky, except for required FAA aircraft safety lighting; d) illumination of the project and its immediate vicinity is minimized, and e) the plan complies with local policies and ordinances. The project owner shall submit to BLM's Authorized Officer and the CPM for review and approval and simultaneously to the County of San Bernardino for review and comment a lighting mitigation plan.	E. All lighting shall be of minimum necessary brightness consistent with operational safety and security; and F. Lights in high illumination areas not occupied on a continuous basis (such as maintenance platforms) shall have (in addition to hoods) switches, timer switches, or motion detectors so that the lights operate only when the area is occupied. The project owner shall not order any exterior lighting until receiving BLM Authorized Officer and CPM approval of the lighting mitigation plan. Prior to commercial operation, the project owner shall notify BLM's Authorized Officer and the CPM that the lighting has been completed and is ready for inspection. If after inspection, BLM's Authorized Officer and the CPM notify the project owner that modifications to the lighting are needed, within 30 days of receiving that notification the project owner shall implement the modifications and notify BLM's Authorized Officer and the CPM that the modifications have been completed and are ready for inspection.	15-Nov-2010	Submitted	11/1/2010; 12/14/2010 (amend. 1)	Amend 1 approved by BLM and CEC on 1/11/2012	Lighting Plan Addendum 1 submitted 11/02/12					RFS
Visual Resources	VIS-4 (Continued-2)	To the extent feasible, consistent with safety and security considerations, the project owner shall design and install all permanent exterior lighting and all temporary construction lighting such that a) lamps and reflectors are not visible from beyond the project site, including any off-site security buffer areas; b) lighting does not cause excessive reflected glare; c) direct lighting does not illuminate the nighttime sky, except for required FAA aircraft safety lighting; d) illumination of the project and its immediate vicinity is minimized, and e) the plan complies with local policies and ordinances. The project owner shall submit to BLM's Authorized Officer and the CPM for review and approval and simultaneously to the County of San Bernardino for review and comment a lighting mitigation plan.	Within 48 hours of receiving a lighting complaint, the project owner shall provide BLM's Authorized Officer and the CPM with acomplaint resolution form report as specified in the Compliance General Conditions including a proposal to resolve the complaint, and a schedule for implementation. The project owner shall notify BLM's Authorized Officer and the CPM within 48 hours after completing implementation of the proposal. A copy of the complaint resolution form report shall be submitted to BLM's Authorized Officer and the CPM within 30 days.	15-Nov-2010	Submitted	11/1/2010; 12/14/2010 (amend. 1)	Amend 1 approved by BLM and CEC on 1/11/2012	Lighting Plan Addendum 1 submitted 11/02/12					RFS
Waste Mgmt	WASTE-1	The project owner shall provide the resume of an experienced and qualified professional engineer or professional geologist, who shall be available for consultation during site characterization (if needed), demolition, excavation, and grading activities, to BLM's Authorized Officer and the CPM for review and approval. The resume shall show experience in remedial investigation and feasibility studies. The professional engineer or professional geologist shall be given authority by the project owner to oversee any earth moving activities that have the potential to disturb contaminated soil and impact public health, safety and the environment.	At least 30 days prior to the start of site mobilization, the project owner shall submit the resume to BLM's Authorized Officer and the CPM for review and approval.	9-Aug-2010	Approved	16-Jul-2010	7-Oct-2010						COMP
Waste Mgmt	WASTE-2	If potentially contaminated soil is identified during site characterization, demolition, excavation, or grading at either the proposed site or linear facilities, as evidenced by discoloration, odor, detection by handheld instruments, or other signs, the professional engineer or professional geologist shall inspect the site, determine the need for sampling to confirm the nature and extent of contamination, and provide a written report to the project owner, representatives of Department of Toxic Substances Control or Regional Water Quality Control Board, BLM's Authorized Officer, and the CPM stating the recommended course of action. Depending on the nature and extent of contamination, the professional engineer or professional geologist shall have the authority to temporarily suspend construction activity at that location for the protection of workers or the public. If, in the opinion of the professional engineer or professional geologist, significant remediation may be required, the project owner shall contact BLM's Authorized Officer and the CPM and representatives of the Department of Toxic Substances Control for or the Regional Water Quality control Board, for guidance and possible oversight.	The project owner shall submit any final reports filed by the professional engineer or professional geologist to BLM's Authorized Officer and the CPM within 5 days of their receipt. The project owner shall notify BLM's Authorized Officer and the CPM within 24 hours of any orders issued to halt construction.	As needed	As needed								
Waste Mgmt	WASTE-3	The project owner shall prepare a Construction Waste Management Plan for all wastes generated during construction of the facility and shall ubmit the plan to BLM's Authorized Officer and the CPM for review and approval. The plan shall contain, at a minimum, the following: • a description of all construction waste streams, including projections of frequency, amounts generated, and hazard classifications; and • management methods to be used for each waste stream, including temporary on-site storage, housekeeping and best management practices to be employed, treatment methods and companies providing treatment services, waste testing methods to assure correct classification, methods of transportation, disposal requirements and sites, and recycling and waste minimization/source reduction plans.	The project owner shall submit the Construction Waste Management Plan to BLM's Authorized Officer and the CPM for approval no less than 30 days prior to the initiation of construction activities at the site. BLM's Authorized Officer and the CPM shall approve or identify any material deficiencies in the Construction Waste Management Plan within 30 days following receipt of the Plan.	15-Jun-2010	Approved	25-Jun-2010	7-Oct-2010						COMP

Technical Area	COC	Description	Verification	Scheduled Submittal Date	Status	Date Submitted	Date Approved	NOTES	*Milestone Description*	*MILESTONE DATES*	*REQUIRED TIMING (days)*	*SCHEDULED SUBMITTAL DATE*	STATUS
Waste Mgmt	WASTE-4	**The project owner shall obtain a hazardous waste generator identification number from the United States Environmental Protection Agency prior to generating any hazardous waste during project construction and operations.**	**The project owner shall keep a copy of the identification number on file at the project site and provide documentation of the hazardous waste generation notification and receipt of the number to BLM's Authorized Officer and the CPM in the next scheduled Monthly Compliance Report after receipt of the number. Submittal of the notification and issued number documentation to BLM's Authorized Officer and the CPM is only needed once unless there is a change in ownership, operation, waste generation, or waste characteristics that requires a new notification to USEPA. Documentation of any new or revised hazardous waste generation notifications or changes in identification number shall be provided to BLM's Authorized Officer and the CPM in the next scheduled compliance report.**	As needed	Ongoing. Hazardous Waste Generator ID from USEPA was obtained on 9/27/13.								RC
Waste Mgmt	WASTE-5	**Upon becoming aware of any impending waste management-related enforcement action by any local, state, or federal authority, the project owner shall notify BLM's Authorized Officer and the CPM of any such action taken or proposed to be taken against the project itself, or against any waste hauler or disposal facility or treatment operator with which the owner contracts.**	**The project owner shall notify BLM's Authorized Officer and the CPM in writing within 10 days of becoming aware of an impending enforcement action. BLM's Authorized Officer and the CPM shall notify the project owner of any changes that will be required in the way project-related wastes are managed.**	As needed	As needed								
Waste Mgmt	WASTE-6	**The project owner shall prepare an Operation Waste Management Plan for all wastes generated during operation of the facility and shall submit the plan to BLM's Authorized Officer and the CPM for review and approval. The plan shall contain, at a minimum, the following:** **• a detailed description of all operation and maintenance waste streams, including projections of amounts to be generated, frequency of generation, and waste hazard classifications;** **• management methods to be used for each waste stream, including temporary on-site storage, housekeeping and best management practices to be employed, treatment methods and companies providing treatment services, waste testing methods to assure correct classification, methods of transportation, disposal requirements and sites, and recycling and waste minimization/source reduction plans;** **• information and summary records of conversations with the local Certified Unified Program Agency and the Department of Toxic Substances Control regarding any waste management requirements necessary for project activities. Copies of all required waste management permits, notices, and/or authorizations shall be included in the plan and updated as necessary;** **• a detailed description of how facility wastes will be managed and any contingency plans to be employed, in the event of an unplanned closure or planned temporary facility closure; and** **• a detailed description of how facility wastes will be managed and disposed upon closure of the facility.**	**The project owner shall submit the Operation Waste Management Plan to BLM's Authorized Officer and the CPM for approval no less than 30 days prior to the start of project operation. BLM's Authorized Officer and the CPM shall approve or identify any material deficiencies in the Operation Waste Management Plan within 30 days following receipt of the Plan.The project owner shall submit any required revisions to BLM's Authorized Officer and the CPM within 20 days of notification from BLM's Authorized Officer and the CPM that revisions are necessary.** **The project owner shall also document in each Annual Compliance Report the actual volume of wastes generated and the waste management methods used during the year; provide a comparison of the actual waste generation and management methods used to those proposed in the original Operation Waste Management Plan; and update the Operation Waste Management Plan as necessary to address current waste generation and management practices.**	2013	Operations Waste Management Plan was submitted on 9/24/2013								RFS
Waste Mgmt	WASTE-7	**The project owner shall ensure that all spills or releases of hazardous substances, hazardous materials, or hazardous waste are reported, cleanedup, and remediated as necessary, in accordance with all applicable federal, state, and local requirements.**	**The project owner shall document all unauthorized releases and spills of hazardous substances, materials, or wastes that occur on the project property or related pipeline and transmission corridors. The documentation shall include, at a minimum, the following information: location of release; date and time of release; reason for release; volume released; amount of contaminated soil/material generated; how release was managed and material cleaned up; if the release was reported; to whom the release was reported; release corrective action and cleanup requirements imposed by regulating agencies; level of cleanup achieved and actions taken to prevent a similar release or spill; and disposition of any hazardous wastes and/or contaminated soils and materials that may have been generated by the release. Copies of the unauthorized spill documentation shall be provided to BLM's Authorized Officer and the CPM within 30 days of the date the release was discovered.**	As needed	As needed/ONGOING REPORTED IN MCR								

Technical Area	COC	Description	Verification	Scheduled Submittal Date	Status	Date Submitted	Date Approved	NOTES	*Milestone Description*	*MILESTONE DATES*	*REQUIRED TIMING (days)*	*SCHEDULED SUBMITTAL DATE*	STATUS
Worker Safety & FP	WS-1	The project owner shall submit to BLM's Authorized Officer and the Compliance Project Manager (CPM) a copy of the Project Construction Safety and Health Program containing the following: • A Construction Personal Protective Equipment Program; • A Construction Exposure Monitoring Program; • A Construction Injury and Illness Prevention Program; • A Construction Emergency Action Plan; and • A Construction Fire Prevention Plan.	At least thirty (30) days prior to the start of construction, the project owner shall submit to BLM's Authorized Officer and the CPM for review and approval a copy of the Project Construction Safety and Health Program. The project owner shall provide a copy of a letter to the BLM's Authorized Officer and CPM from the San Bernardino County Fire Department, if any is received, stating the Fire Department's comments on the Construction Fire Prevention Plan and Emergency Action Plan. The Personal Protective Equipment Program, the Exposure Monitoring Program, and the Injury and Illness Prevention Program shall be submitted to BLM's Authorized Officer and the CPM for review and approval concerning compliance of the program with all applicable Safety Orders. The Construction Emergency Action Plan and the Fire Prevention Plan shall be submitted to the San Bernardino County Fire Department for review and comment prior to submittal to the BLM's Authorized Officer and CPM for approval.	8-Sep-2010	Approved	3-Sep-2010	7-Oct-2010						COMP
Worker Safety & FP	WS-2	The project owner shall submit to BLM's Authorized Officer and the CPM a copy of the Project Operations and Maintenance Safety and Health Program containing the following: • An Operation Injury and Illness Prevention Plan; • An Emergency Action Plan; • Hazardous Materials Management Program; • Fire Prevention Program (8 CCR § 3221); and; • Personal Protective Equipment Program (8 CCR §§ 3401-3411).	At least thirty (30) days prior to the start of first-fire or commissioning, the project owner shall submit to BLM's Authorized Officer and the CPM for approval a copy of the Project Operations and Maintenance Safety and Health Program. The project owner shall provide a copy of a letter to BLM's Authorized Officer and the CPM from the San Bernardino County Fire Department stating the Fire Department's comments on the Operations Fire Prevention Plan and Emergency Action Plan. The Operation Injury and Illness Prevention Plan, Emergency Action Plan, and Personal Protective Equipment Program shall be submitted to BLM's Authorized Officer and the CPM for review and approval concerning compliance of the program with all applicable Safety Orders. The Operation Fire Prevention Plan and the Emergency Action Plan shall also be submitted to the San Bernardino County Fire Department for review and comment.	2013	Not yet started								RFS
Worker Safety & FP	WS-3	The project owner shall provide a site Construction Safety Supervisor (CSS) who, by way of training and/or experience, is knowledgeable of power plant construction activities and relevant laws, ordinances, regulations, and standards, is capable of identifying workplace hazards relating to the construction activities, and has authority to take appropriate action to assure compliance and mitigate hazards. The CSS shall: • Have over-all authority for coordination and implementation of all occupational safety and health practices, policies, and programs; • Assure that the safety program for the project complies with Cal/OSHA and federal regulations related to power plant projects; • Assure that all construction and commissioning workers and supervisors receive adequate safety training; • Complete accident and safety-related incident investigations, emergency response reports for injuries, and inform BLM's Authorized Officer and the CPM of safety-related incidents; and • Assure that all the plans identified in WORKER SAFETY-1 and -2 are implemented.	At least thirty (30) days prior to the start of site mobilization, the project owner shall submit to BLM's Authorized Officer and the CPM the name and contact information for the Construction Safety Supervisor (CSS). The contact information of any replacement (CSS) shall be submitted to BLM's Authorized Officer and the CPM within three business days. The CSS shall submit in the Monthly Compliance Report a monthly safety inspection report to include: • a record of all employees trained for that month (all records shall be kept on site for the duration of the project); • a summary report of safety management actions and safety-related incidents that occurred during the month; • a report of any continuing or unresolved situations and incidents that may pose danger to life or health; and • a report of accidents and injuries that occurred during the month.	13-Aug-2010	Approved	24-Jun-2010	2-Sep-2010						COMP
Worker Safety & FP	WS-4	The project owner shall make payments to the Chief Building Official (CBO) for the services of a Safety Monitor based upon a reasonable fee schedule to be negotiated between the project owner and the CBO. Those services shall be in addition to other work performed by the CBO. The Safety Monitor shall be selected by and report directly to the CBO, and will be responsible for verifying that the Construction Safety Supervisor, as required in WORKER SAFETY-3, implements all applicable Cal/OSHA and Commission safety requirements. The Safety Monitor shall conduct on-site (including linear facilities) safety inspections at intervals necessary to fulfill those responsibilities.	At least thirty (30) days prior to the start of construction, the project owner shall provide proof of its agreement to fund the Safety Monitor services to BLM's Authorized Officer and the CPM for review and approval.	20-Aug-2010	Approved	20-Aug-2010	2-Sep-2010						COMP

Technical Area	COC	Description	Verification	Scheduled Submittal Date	Status	Date Submitted	Date Approved	NOTES	*Milestone Description*	*MILESTONE DATES*	*REQUIRED TIMING (days)*	*SCHEDULED SUBMITTAL DATE*	STATUS
Worker Safety & FP	WS-5	**The project owner shall ensure that a portable automatic external defibrillator (AED) is located on site during construction and operations and shall implement a program to ensure that workers are properly trained in its use and that the equipment is properly maintained and functioning at all times. During construction and commissioning, the following persons shall be trained in its use and shall be on-site whenever the workers that they supervise are on-site: the Construction Project Manager or delegate, the Construction Safety Supervisor or delegate, and all shift foremen. During operations, all power plant employees shall be trained in its use. The training program shall be submitted to BLM's Authorized Officer and the CPM for review and approval.**	**At least thirty (30) days prior to the start of site mobilization the project owner shall submit to BLM's Authorized Officer and the CPM proof that a portable AED exists on site and a copy of the training and maintenance program for review and approval.**	13-Aug-2010	Approved	13-Aug-2010	2-Sep-2010						COMP
Worker Safety & FP	WS-6	**The project owner shall prepare and implement a Best Management Practices (BMPs) for the storage and application of herbicides used to control weeds beneath and around the solar array. These plans shall be submitted to BLM's Authorized Officer and the CPM for review and approval.**	**At least thirty (30) days prior to the start of site mobilization, the project owner shall submit to BLM's Authorized Officer and the CPM for review and approval a copy of the Best Management Practices (BMPs) for the storage and application of herbicides.**	15-Jul-2010	Approved	7-Jul-2010	7-Oct-2010						COMP
Worker Safety & FP	WS-7	**The project owner shall either: (1) Reach an agreement with the San Bernardino County FireDepartment (SBCFD) regarding funding of its project-related share of capital and operating costs to improve fire protection/emergency response infrastructure and provide appropriate equipment as mitigation of project-related impacts on fire protection/emergency response services within the jurisdiction; or (2) If no agreement can be reached, the project owner shall fund a study (the "independent fire needs assessment and risk assessment") conducted by an independent contractor who shall be selected by the project owner and approved by the CEC Compliance Project Manager (CPM), in consultation with San Bernardino County Fire Department, and fulfill all mitigation identified in the independent fire needs assessment and a risk assessment. The study will evaluate the project's proportionate funding responsibility for the above-identified mitigation measures, with particular attention to emergency response and equipment/staffing/location needs.**	**At least five (5) days before construction of permanent aboveground structures, the project owner shall provide to the CPM: (1) A copy of the individual agreement with the SBCFD or, if the owner joins a power generation industry association, a copy of the group's bylaws and a copy of the group's agreement with the SBCFD; and evidence in each January Monthly Compliance Report that the project owner is in full compliance with the terms of such bylaws and/or agreement; or (2) A protocol, scope and schedule of work for the independent study and the qualifications of proposed contractor(s) for review and approval by the CPM; a copy of the completed study showing the precise amount the project owner shall pay for mitigation; and documentation that the amount has been paid. Annually thereafter, the owner shall provide the CPM with verification of funding to the SBCFD if annual payments were approved or recommended under either of the above-described funding resolution options.**	1-Mar-2011	In progress					1-Jan-2013		1-Jan-2013	RFS
Worker Safety & FP	WS-7 (continued)	**Should the project owner pursue option (2), above, the study shall evaluate the following: (a) The project's proportionate (incremental) contribution to potential cumulative impacts on the SBCFD and the project allocated costs of enhanced fire protection/emergency response services including the fire response, hazardous materials spill/leak response, rescue, and emergency medical services necessary to mitigate such impacts; (b) The extent that the project's contribution to local tax revenue will reduce impacts on local fire protection and emergency response services; and (c) Recommend an amount of funding (and corresponding payment plan) that represents the project's proportional payment obligation for the above-identified mitigation measures. Compliance Protocols shall be as follows: (a) The study shall be conducted by an independent consultant selected by the project owner and approved by the CPM after consultation with the SBCFD. The project owner shall provide the CPM with the names of at least three consultants, whether entities or individuals, from which to make a selection, together with statements of qualifications; (b) The study shall be fully funded by the project owner. (c) The project owner shall provide the protocols for conducting the independent study for review and comment by the SBCFD and review and approval by the CPM prior to the independent consultant's commencement of the study; (d) The consultant shall not communicate directly with the project owner or SBCFD without express prior authorization from the CPM. When such approval is given, the CPM shall be copied on any correspondence between or among the project owner, SBCFD, and the consultant (including emails) and included in any conversations between or among the project owner, SBCFD and consultant; and (e) The CPM shall verify that the study is prepared consistent with the approved protocols, or (3) If the project owner and SBCFD do not agree to the recommendations of the independent consultant's study, the Energy Commission or its designee shall, based on the results of the study and comments from the project owner and SBCFD, make the final determination regarding the funding to be provided to the SBCFD to accomplish the above-identified mitigation. No construction of permanent above-ground structures shall occur until funding of mitigation occurs pursuant to either of the resolution options set forth above.**	**At least five (5) days before construction of permanent aboveground structures, the project owner shall provide to the CPM: (1) A copy of the individual agreement with the SBCFD or, if the owner joins a power generation industry association, a copy of the group's bylaws and a copy of the group's agreement with the SBCFD; and evidence in each January Monthly Compliance Report that the project owner is in full compliance with the terms of such bylaws and/or agreement; or (2) A protocol, scope and schedule of work for the independent study and the qualifications of proposed contractor(s) for review and approval by the CPM; a copy of the completed study showing the precise amount the project owner shall pay for mitigation; and documentation that the amount has been paid. Annually thereafter, the owner shall provide the CPM with verification of funding to the SBCFD if annual payments were approved or recommended under either of the above-described funding resolution options.**	1-Mar-2011	In progress					1-Jan-2013		1-Jan-2013	RFS

Technical Area	COC	Description	Verification	Scheduled Submittal Date	Status	Date Submitted	Date Approved	NOTES	*Milestone Description*	*MILESTONE DATES*	*REQUIRED TIMING (days)*	*SCHEDULED SUBMITTAL DATE*	STATUS
Worker Safety & FP	WS-8	**The project owner shall:** **Provide a $200,000 payment to San Bernardino County Fire Department prior to the start of construction. This funding shall off-set any initial funding required by WORKER SAFETY-7 above until the funds are exhausted. This offset will be based on a full accounting by the San Bernardino County Fire Department regarding the use of these funds.**	**At least five (5) days prior to the start of construction the project owner shall provide documentation of the payment described above to the CPM. The CPM shall adjust the payments initially required by WORKER SAFETY-7 based upon the accounting provided by the San Bernardino County Fire Department.**	1-Oct-2010	Approved	4-Oct-2010	7-Oct-2010						COMP

Exhibit 4

Air Quality Monthly Compliance Report
Condition of Certification
AQSC-3, AQSC-4, & AQSC-5

This page intentionally left blank

Air Quality Monthly Compliance Report

October 2013
Reporting Period

IVANPAH SOLAR ELECTRIC GENERATING SYSTEM

CALIFORNIA ENERGY COMMISSION
DOCKET NUMBER 07-AFC-5

Submitted
November 13, 2013

Completed by:
Doug Davis, AQCMM,
BrightSource Energy Inc.

Table of Contents

SECTION		PAGE
1.	**Conditions Satisfied During Reporting Period**	1
2.	**Missed Submittal Deadlines**	4
3.	**Project Compliance Activities**	4
3.1	AQCMM (AQ-SC1)	4
3.2	AQCMP (AQ-SC2)	4
3.3	Fugitive Dust (AQ-SC3)	4
3.4	Dust Plume Response (AQ-SC4)	5
3.5	Diesel-Fueled Engine Control Requirements (AQ-SC5)	5
4.	**Scheduled Compliance Activities**	5
5.	**Complaints and Compliance Actions (Compliance-6)**	5
5.1	Complaints	5
5.2	Notices of Violation	5
5.3	Official Warnings	5
5.4	Citations	5

Appendix A **Key Events List**

Appendix B **Heavy Equipment List**

Appendix C **Compliance Matrix—Pre-Construction**

Appendix D **Compliance Matrix—Construction**

Appendix E **Vehicle Undercarriage Inspection Log**

1. Conditions Satisfied During Reporting Period

The following Conditions of Certification were satisfied during the reporting period:

AQ-5 – Unit II Auxiliary Boiler Initial Performance Testing / Stack Emissions Test was completed on August 24, 2013. Submittal of Emissions Test Result was made on 10/16/13

AQ-5 – Unit III Auxiliary Boiler Initial Performance Testing / Stack Emissions Test was completed on September 10, 2013. Submittal of Emissions Test Result was made on 10/23/13.

AQ-SC3 – This condition will be continually enforced through implementation of the site **AQCMP. The Site Compliance Manager required watering of unpaved and paved roads, and disturbed areas where all site activities took place. Speed limits are being enforced on site in compliance with the AQCMP. The wheel wash station continues to be in operation.**

AQ-SC4 - This condition will be continually enforced through implementation of the site **AQCMP. The Site Compliance Manager did not require additional dust plume response during the reporting period. Dust plumes were not an issue at the Ivanpah site during the reporting period.**

AQ-SC5 - This condition will be continually enforced through implementation of the site **AQCMP. The Site Compliance Manager required heavy, diesel fueled equipment to be inspected prior to entering the site. Vehicles logs were obtained from each contractor and compiled into the attached Appendix B, Heavy Equipment List.**

Every attempt was made to ensure the use of Tier III equipment on the site for construction diesel engines with a rating of 50 hp or higher during the month of October 2013. There were no Tier 0 or Tier I pieces of equipment used on site during the reporting period and all sub-contractors have been made aware of the site requirements for the use of Tier III equipment. Appendix B has been updated to reflect the replacement or removal of several Tier II pieces of equipment on the site with the required Tier III pieces of equipment. Equipment that has been removed from the site is highlighted in yellow in Appendix B. Equipment that has been introduced to the site during the reporting period is highlighted in green. Appendix B includes detailed information on any Tier II off-road equipment larger than 100 hp listed along with documentation included within Appendix B showing where Tier III equipment was not available within the area.

Evidence of attempting to obtain Tier III equipment from at least two different suppliers to satisfy the "good faith effort" language as stated in this condition has also been included and listed in Appendix B. Appendix B also includes letters from heavy equipment contractors ensuring equipment was in proper working order for each piece of equipment listed within the Heavy Equipment List. Vehicles and their undercarriages were inspected by the Site Compliance Manager and compiled in the attached Appendix E, Vehicle Undercarriage Inspection Log.

See "Table 1 Air Quality-Actions That Satisfied the Conditions of Certification" below for more detail. Full CEC Conditions, and other regulatory requirements and details are included in the ISEGS Compliance Matrix under the Air Quality Conditions in Exhibit 3 of this Monthly Compliance Report.

	TABLE 1 AIR QUALITY ACTIONS THAT SATISFIED THE CONDITIONS OF CERTIFICATION Revised 11/6/13	
Condition	Actions that Satisfied the Condition	Date Submitted
AQ-5	Unit 1 Auxiliary Boiler Performance test date for tower stack emissions was revised to April 9, 2013, and notification made to Agencies for approval.	04/03/13
AQ-5	Unit 1 Auxiliary Boiler Stack emission initial performance testing was completed, the test results have been submitted along with the Coriolis Fuel Meter Verification for the Unit 1 Fuel Gas	04/09/13;05/15/13
AQ-5	Unit 1 Auxiliary Boiler Stack emission initial performance re- test was completed on 9/12/13.	
AQ-5	Unit 2 Auxiliary Boiler Performance testing protocol and anticipated test date (6/2/13) was submitted, extension requested for test results to be submitted by 8/31/13, new testing date is set for 7/31/13	04/30/13; 6/12/13
AQ-5	Unit 2 Auxiliary Boiler Initial Performance testing protocol and anticipated test date extension requested for test results to be submitted by 11/11/13, new testing date is set for 10/11/13	7/31/13
AQ-5	Unit 2 Auxiliary Boiler Initial Performance testing / Stack Emissions Test were completed on 8/24/13. Submittal of Emissions Test Result was made on 10/16/13.	10/16/13
AQ-5	Unit 3 Auxiliary Boiler Performance testing protocol and anticipated test date (7/1/13) was submitted	05/07/13
AQ-5	Unit 3 Auxiliary Boiler Initial Performance testing protocol and anticipated test date extension requested for test results to be submitted by 11/11/13. Emissions Test Result was completed on 9/10/13 and submitted on 10/23/13.	7/31/13
AQ-7	Submitted responses and received Revised DRAFT ATC documents from MDAQMD, Received approval of AQ amendment and ATC permits changes(2/13/13)	11/30/12; 02/13/13
AQ-7	Submitted Notifications of Anticipated First Fire of Unit 1, 2 and 3 of Auxiliary Boiler & Draft Compliance/Testing Plan for Units1,2 &3	08/21/12, 01/18/13, 04/03/13
AQ-7	Submitted Notification of **Actual** First Fire Date of Unit 1 Auxiliary Boiler FF DATE:11/18/12	11/28/12
AQ-7	Submitted Notifications of Anticipated First Fire of Unit 2 Auxiliary Boiler & Compliance/Testing Plan	01/18/13
AQ-7	Submitted Notification of **Actual** First Fire Date of Unit 2 Auxiliary Boiler FF DATE:01/29/13	01/30/13
AQ-7	Submitted Notification of **Actual** First Fire Date of Unit 3 Auxiliary Boiler FF DATE:4/06/13	04/09/13
AQ-9	Auxiliary Boiler specifications for each power block were submitted on August 23, 2011	08/23/11
AQ-12	Annual Fuel Use for the Auxiliary Boilers and Nighttime Preservation Boilers shall not exceed 328 MMSCF of natural gas- Record Logs are being kept and monitored, and fuel use will not exceed maximum limits. Amendment revised limits	03/13/13 date of amendment; ONGOING

	TABLE 1 Continued AIR QUALITY ACTIONS THAT SATISFIED THE CONDITIONS OF CERTIFICATION Revised 11/6/13	
Condition	Actions that Satisfied the Condition	Date Submitted
AQ-13 thru AQ-18	Records of fuel and required Logs are being recorded for the 3 Unit **Emergency Fire Pumps** to ensure compliance with regulations. Meters are being maintained and data logged during use at all Units and CLA.	Ongoing
AQ-15	Specifications for the 3 Emergency Fire Pump hour timers for each power block were submitted	06/26/11
AQ-19	Specifications for the 3 Emergency Fire Pump engines for each power block were submitted,	06/06/11 02/28/12
AQ-20 thru AQ-26	Records of fuel and required Logs are being recorded for the 3 Unit Emergency Generators to ensure compliance with regulations. Meters are being maintained and data logged during use at all Units	ONGOING as of First Fire Dates
AQ-22	Specifications for the 3 Unit Emergency Generator hour meters for each power block were submitted,	9/26/11 revised 2/28/12
AQ-26	Specifications for the Emergency Generator engines for each Unit's power block were submitted on 02/09/11,	Units-02/09/11, 2/28/12 CLA-03/21/13
AQ-27 thru AQ-34	**Nighttime Preservation Boilers** Records of fuel and required Logs are being recorded for the 3 Nighttime Preservation Boilers to ensure compliance with regulations. Meters are being maintained and data logged during use at all Units and CLA. Fuel Flow rate is being continuously monitored	ONGOING as of First Fire Dates
AQ-27	Specifications for the 3 Nighttime Preservation Boilers to be submitted	02/28/12 in amendment request
AQ-31	Annual Tune-ups required prior to testing	TBD
AQ-35 thru AQ- 41	Records of fuel and required Logs are being recorded for the CLA **Emergency Generators** to ensure compliance with regulations. A Meter is being maintained and data logged during use	ONGOING as of First Fire Dates
AQ-37	Specifications for the CLA Emergency Generator submitted	03/21/13
AQ-41	Specifications for the CLA Emergency Generator Hour Timer to be submitted	03/21/13
AQ-44	Specifications for the hour meter for the CLA Emergency Fire Pump to be submitted	
AQ-42 thru AQ-48	Records and Logs are being recorded for the CLA **Emergency Fire Pump** to ensure compliance with regulations. A hour Meter is being maintained and data logged during use	ONGOING
AQ-48	Specifications for the CLA Emergency Fire Pump to be submitted	
AQ-SC2	Submitted AQCMP to BLM on 10/7/10. Approved on 12/20/10. Revision 1 was submitted to CEC on 3/11/11. Revision 2	03/11/11
AQ-SC2	Implemented the Air Quality Construction Mitigation Plan (AQCMP) as approved on June 2, 2011.	06/02/11
AQ-SC3	Submitted documentation of compliance with the Air Quality Construction Mitigation Plan (AQCMP) within MCR	05/15/13
AQ-SC4	Submitted documentation of compliance with the Dust Plume Response Requirement Within MCR	05/15/13

AQ-SC5	Submitted Construction Mitigation Report summary within the MCR demonstrating compliance with the AQCMP	05/15/13
AQ-SC6	Submitted On-Site Vehicle Plan for mirror washing activities on behalf of ISEGS O&M	8/22/13
AQ-SC7	Submitted Site Operations Dust Control Plan on behalf of ISEGS O&M	8/27/13
AQSC-8	Submitted Construction Mitigation Report demonstrating compliance with the AQCMP	04/11/13
AQ-SC9	Specifications for the Emergency Fire Pump and Emergency Generator for each power block were submitted on June 2, 2011 and for the CLA emergency Generator in March 2013	06/02/11 03/21/13

2. Missed Submittal Deadlines

There were no missed submittal deadlines within the October 2013 reporting period.

3. Project Compliance Activities

3.1 AQCMM (AQ-SC1)

The AQCMM and delegate were approved on 10-7-2010 with the project Notices to Proceed from the California Energy Commission and Bureau of Land Management.

3.2 AQCMP (AQ-SC2)

Implemented the Air Quality Construction Mitigation Plan (AQCMP) as approved on June 2, 2011.

3.3 Fugitive Dust (AQ-SC3)

The following actions were taken to maintain compliance with fugitive dust requirements:

X Main roads were paved or stabilized using water
X Unpaved roads were stabilized using water
X Disturbed areas were watered during grading
X Disturbed areas were stabilized using water
X Vehicle speed limits were enforced in accordance with the AQCMP
X Visible speed limit sign was posted at the construction site entrance
X Construction equipment vehicle tires were inspected to prevent tire track out on paved roadways
X All unpaved exits from the construction site were treated to prevent track-out to public roadways
X All construction vehicles entered the construction site through the treated entrance roadways as specified in the SWPPP and DESCP
X Run-off prevention measures were applied to construction areas adjacent to paved roadways
X Paved roadways were swept daily or as needed

X Paved public roadways were swept as needed
X No soil storage piles or disturbed areas remained inactive for longer than 10 days during the reporting period
X No vehicles were used to transport solid bulk material off site onto public roadways.
X Wind erosion control techniques were applied at construction areas
X Gravel ramps of at least 20 feet in length at the tire washing/cleaning station were implemented as the station construction and required water lines have been developed
☐ Other actions were taken (describe).

3.4 Dust Plume Response (AQ-SC4)

No dust plumes to report on in the month of October.

3.5 Diesel-Fueled Engine Control Requirements (AQ-SC5)

No new activity to report in the month of October.

4. Scheduled Compliance Activities

The following project compliance activities are scheduled to occur during the next **two months**:

- Continued documentation and enforcement of Conditions of Certification
- Submittal of AQ-10 – NOx emission rate estimate.

5. Complaints and Compliance Actions (Compliance-6)

There were no formal air quality complaints, notices of violation, official warnings, or citations received on the Ivanpah SEGS project site during the October 2013 reporting period.

5.1 Complaints

No complaints were received during the reporting period.

5.2 Notices of Violation

No notices of violation were received during the reporting period.

5.3 Official Warnings

No official warnings were received during the reporting period.

5.4 Citations

No citations were received during the reporting period.

Appendix A

Key Events List
Conditions of Certification
COMP-6

This page intentionally left blank

KEY EVENTS LIST

Last Updated November 6, 2013

PROJECT/POWER PLANT: Ivanpah SEGS DOCKET #: 07-AFC-5C

BLM'S AUTHORIZED OFFICER: RAYMOND LEE

COMPLIANCE PROJECT MANAGER: JOSEPH DOUGLAS

EVENT DESCRIPTION	DATE
Certification Date	09/22/2010
Obtain Site Control: ROW Grants Obtained	10/07/2010
Online Date (Planned)	11/17/2013
POWER PLANT SITE ACTIVITIES	
Start Site Mobilization	10/08/2010
Start Ground Disturbance	10/08/2010
Start Grading	11/11/2010
Start Construction (Heliostat Bldg)	03/02/2011
Begin Pouring Major Foundation Concrete (SRSG Foundation)	04/27/2011
Begin Installation of Major Equipment (SRSG Load Module 1)	11/22/2011
Completion of Installation of Major Equipment (Turnover SRSG)	08/13/2012
First Roll of Steam Turbine	11/19/2012
Obtain Building Occupancy Permit (Admin bldg)	03/31/2012
Start Commercial Operation Unit 1 (Planned)	11/17/2013
Complete All Construction	11/30/2013
GENERATION TIE LINE ACTIVITIES	
Start Generation Tie Line Construction	3/12/2012
Synchronization with Grid and Interconnection	9/20/2013
Complete Generation Tie Line Construction	7/1/13
FUEL SUPPLY LINE ACTIVITIES	
Start Kern River Gas Pipeline Construction and Interconnection	07/30/12
Complete Gas Pipeline Construction	08/02/12
WATER SUPPLY LINE ACTIVITIES	
Start Water Supply Line Construction (Water Wells)	11/22/10
Complete Water Supply Line Construction (Tie-in UG Water Distribution)	03/12/12

Appendix B

Heavy Equipment List

This page intentionally left blank

Attachment B

Ivanpah SEGS Heavy Equipment Log

1	02	P144	PICKUP 3/4 TON 4X2 D	FORD	F-250
2	15	P354	FORKLIFT WHS 6000LB G/LPG	KOMATSU	FG25T-16
3	03	P458	TRUCK FUEL 3600-4000G 2AX D	FORD	9000
4	03	P99	TRUCK FUEL 3600-4000G 2AX D	FORD	L8000
5	15	R467	FORKLIFT YARD 30000-36000LB D	TAYLOR	TX360M
6	14	600091	CRANE RT 73t (80) D	GROVE	RT880E
7	54	P364	AWP PERSONNEL LIFT 30-35FT E	GENIE	AWP-365
8	54	P369	AWP PERSONNEL LIFT 30-35FT E	GENIE	AWP36S
8	03	R01125-1	TRUCK WATER 2000-2500G F-R SPR BAR 2AX D	FORD	F750
10	15	P137	FORKLIFT WHS 5000LB G/LPG	KOMATSU	G25T-16
11	15	TM/FA-21	MISC FORKLIFT	STAR IND	1370B
12	14	R170	CRANE RT 73t (80) D	GROVE	RT880E
13	15	R488	FORKLIFT TELE-BOOM 12000LB D	JCB	512.56
14	15	R489	FORKLIFT TELE-BOOM 12000LB D	JCB	512.56
15	15	100202	FORKLIFT TELE-BOOM 8000LB D	GENIE	GTH844
16	15	R01088A	FORKLIFT TELE-BOOM 10000LB D	CATERPILLAR	TL1055C
17	15	R01088B	FORKLIFT TELE-BOOM 10000LB D	CATERPILLAR	TL1055C
18	15	R01088C	FORKLIFT TELE-BOOM 10000LB D	CATERPILLAR	TL1055
19	15	R286	FORKLIFT YARD 20000LB D	HYUNDAI	110D-7E
20	15	OE/FA-12	MISC FORKLIFT	ARROW	CE60-TH
21	15	OE/FA-14	MISC FORKLIFT	ARROW	CE60-TH
22	15	OE/FA-16	MISC FORKLIFT		CE60-TH
23	15	OE/FA-17	MISC FORKLIFT		CE60-TH
24	15	OE/FA-19	MISC FORKLIFT		CE60-TH
25	15	OE/FA-20	MISC FORKLIFT		CEC60-TH
26	11	R428	TRACTOR INDUSTRIAL 80-115 PTO HP D	JOHN DEERE	6115D
27	03	17140	TRUCK TRACTOR 2-3 AXLE D	FREIGHTLINER	M2112
28	15	R00784D-1	FORKLIFT TELE-BOOM 10000LB D	JCB	510.56
29	15	R320	FORKLIFT YARD 30000-36000LB D	HYUNDAI	160D-7E
30	11	R524	LOADER BACKHOE 14FT 15201LB 94-101HP D (420E)	CATERPILLAR	420F

November 1, 2013

Bechtel Power Corporation
100302 Yates Well Road
Nipton, CA 92364

Attention: Terry Copeland, Bechtel Site Manager
John Fanto, Site ES&H Manager

Subject: Ivanpah Solar Electric Generating Facility
Bechtel Job # 25542
Subcontract #25542-230-HC1-CY10-00004
Diesel Fueled Engine Control (COC AQ-SC5)
Letter # 25542

Dear Messrs Copeland and Fanto.

The purpose of this letter is to satisfy compliance requirements governed by the Diesel Fueled Engine Control Condition of Certification AQ-SC5, as defined in the California Energy Commission Final Decision dated September 22, 2010.

Condition of Certification AQ-SC5 requires that a letter from the equipment owner be included in the Monthly Compliance Report (MCR) stipulating that diesel powered, off-road construction equipment with an engine capacity greater than 50 hp has been properly maintained (e.g., tuned to engine manufacturer's specification).

We, Bechtel Equipment Operations, hereby declare that the equipment added below and previously listed in the enclosed Attachment B Heavy Equipment Log has been properly maintained.

This letter is hereby intended to satisfy the aforementioned aspect of the AQSC-5 condition. Please submit any comments or questions via email to kmlauer@bechtel.com.

Sincerely,

Mick Lauer
Bechtel Equipment Operations
Equipment Manager
kmlauer@bechtel.com
760-267-8534-cell

Appendix C

Compliance Matrix—Pre-Construction

This page intentionally left blank

COMPLIANCE MATRIX--PRECONSTRUCTION					
Condition Number	**Description of requirement**	**Required Submittal Date**	**Expected or Actual Submittal Date**	**Compliance Status (not started, in progress, completed)**	**Date of Amendment (if applicable)**
AQSC-1	Designate and retain an on-site AQCMM	60 days prior to start of ground disturbance	7/14/2010	Completed 7/14/2010	
AQSC-1	submit name, resume, qualification, and contact info for AQCMM and AQCMM delegates	60 days prior to start of ground disturbance	7/14/2010	Completed 10/7/2010	
AQSC-2	Submit AQCMP to BLM and CPM	60 days prior to start of ground disturbance	7/14/2010	Completed 10/7/2010	
AQSC-3	Post visible speed limit signs at construction site entrances	Prior to commencing construction	10/7/2010	Completed 10/20/2010	

Appendix D

Compliance Matrix-Construction

This page intentionally left blank

AIR QUALITY COMPLIANCE MATRIX-CONSTRUCTION Revised 11/01/13			
CONDITION NUMBER	**DESCRIPTION OF REQUIREMENT**	**REQUIRED SUBMITTAL DATE**	**COMPLIANCE STATUS (NOT STARTED, IN PROGRESS,ONGOING, COMPLETED)**
AQSC-3	Main access roads paved or stabilized using soil binders	Prior to initiating construction in the main power block area	Completed
AQSC-3	Delivery areas paved	Prior to taking initial deliveries	Completed
AQSC-3	Unpaved roads stabilized	After construction of road, prior to use	Completed
AQSC-3	Disturbed areas watered as needed	MONTHLY	Ongoing
AQSC-3	Inspect equipment vehicle tires prior to entering paved roadways	MONTHLY	Ongoing
AQSC-3	Implement run-off control measures	MONTHLY	Ongoing
AQSC-3	Paved roads shall be swept daily on days when construction activity	MONTHLY	Ongoing
AQSC-3	First 500 feet of any paved public roadway exiting the site swept as	MONTHLY	Ongoing
AQSC-3	Soil storage piles and disturbed areas covered or treated with dust	MONTHLY	Ongoing
AQSC-4	Increase application of dust plume mitigation if visible dust	MONTHLY	Ongoing
AQSC-4	Implement additional dust plume mitigation if visible dust plumes are not eliminated within one hour of	MONTHLY	Ongoing
AQSC-4	Shutdown activity generating dust plume if dust plume not eliminated	MONTHLY	Ongoing
AQSC-5	Prepare list of heavy equipment used on-site during previous month	MONTHLY	Ongoing
AQSC-6	Prepare plan that identifies size and type of onsite onsite vehicle and equipment fleet for mirror washing and facility maintenance	60 days prior to the start of commercial operation	Completed
AQSC-6	Submit fleet plan to CPM	60 days prior to the start of commercial operation	Completed
AQSC-7	Prepare Operations Dust Control Plan	60 days prior to the start of commercial operation	Completed
AQSC-7	Submit Operations Dust Control Plan to BLM and	60 days prior to the start of commercial operation	Completed
AQSC-8	Submit copies of ATCs and PTOs from District	15 days after receipt	Completed

AIR QUALITY COMPLIANCE MATRIX-CONSTRUCTION Revised 11/01/13			
CONDITION NUMBER	**DESCRIPTION OF REQUIREMENT**	**REQUIRED SUBMITTAL DATE**	**COMPLIANCE STATUS (NOT STARTED, IN PROGRESS,ONGOING, COMPLETED)**
AQSC-9	Submit Emergency Engine specifications to CPM	Prior to engine installation	Completed Submitted August 28, 2011
AQ-5	Submit Performance test protocol for auxiliary Boiler stack emissions, and scheduled test date	30 day notice to MDAQMD/180 days of FF	Unit 1-3/12/13, Test Date 4/09/13 Unit 2-4/30/13 Test Date (7/31/13) Unit 3- 05/07/13 Test Date (07/02/13) Completed
AQ-5	Submit Initial Performance test results to Agencies for each Auxiliary Boiler Stack Emissions	Within 180 days of First Fire	Unit 1 Submitted 5/15/13 Unit 2 Submitted 10/16/13 Unit 3 Submitted 10/23/13 Completed
AQ-7	Submit Notifications of Pending First Fire/Start-up of Auxiliary Boilers, and Notification of Actual First Fire Dates	30 days, and/or 15 days, Notices	Completed Unit 1; Unit 2 and Unit 3 Completed Unit 1; Unit 2 and Unit 3
AQ-17 AQ-15	Submit specifications of hour meter for fire pumps	30 days prior to installation	Completed Submitted 6/6/2011
AQ-22 AQ-19	Submit engine fire pump specification	30 days prior to purchase	Completed Submitted 6/6/2011
AQ-26 AQ-22	Submit specifications of hour meter for Emergency Generators	30 days prior to installation	Completed Submitted 9/26/2011,
AQ-31 AQ-26	Submit specifications of Emergency Generators	30 days prior to purchase	Completed Submitted 6/6/2011, 3/21/13 For CLA EG(AQ Amendment 1 Approved 2/13/13)

***See Table 1 in AQ summary for more details on activities each month that satisfy requirements of COC's, and the Entire Compliance Matrix Exhibit 3 Air Quality Sections in the Monthly Compliance Report.**

Appendix E

Vehicle Undercarriage Inspection Log

This page intentionally left blank

Appendix E

Ivanpah SEGS Vehicle Undercarriage Inspection Log

Previous data from 2010-2012 available upon request

Inspection Date	Inspector Name	Company Name	Equipment Type	Equipment Number	Ivanpah	Pass
01/02/13	Tom Koning	BECHTEL / CMI TRUCKING	CONTAINER	718	Ivanpah	Pass
01/02/13	Tom Koning	BECHTEL / DTG TRUCKING	SUPPORT ARMS	68	Ivanpah	Pass
01/02/13	Tom Koning	BECHTEL / FOX TRUCKING	CONTAINER	CT44	Ivanpah	Pass
01/02/13	Tom Koning	BECHTEL / FOX TRUCKING	CONTAINER	KW37	Ivanpah	Pass
01/02/13	Tom Koning	BECHTEL / FOX TRUCKING	CONTAINER	CT73	Ivanpah	Pass
01/02/13	Tom Koning	BECHTEL / J.D. TRUCKING	SUPPORT ARMS	39	Ivanpah	Pass
01/02/13	Tom Koning	BECHTEL / J.D. TRUCKING	SUPPORT ARMS	A77	Ivanpah	Pass
01/02/13	Tom Koning	BECHTEL / JROC TRUCKING	SUPPORT ARMS	07	Ivanpah	Pass
01/02/13	Tom Koning	BECHTEL / STAGECOACH	SUPPORT ARMS	010	Ivanpah	Pass
01/02/13	Tom Koning	BECHTEL / STAGECOACH	SUPPORT ARMS	011	Ivanpah	Pass
01/03/13	Tom Koning	BECHTEL / M.R. TRUCKING	CONTAINER	391	Ivanpah	Pass
01/03/13	Tom Koning	BECHTEL / M.R. TRUCKING	CONTAINER	60	Ivanpah	Pass
01/07/13	Tom Koning	BECHTEL	SUPPORT ARMS	1	Ivanpah	Pass
01/07/13	Tom Koning	BECHTEL / ALVAREZ TRUCKING	SUPPORT ARMS	01	Ivanpah	Pass
01/07/13	Tom Koning	BECHTEL / DTG TRUCKING		03	Ivanpah	Pass
01/07/13	Tom Koning	BECHTEL / J.D. TRUCKING	SUPPORT ARMS	A711	Ivanpah	Pass
01/07/13	Tom Koning	BECHTEL / K.B. TRUCKING	SUPPORT ARMS	14	Ivanpah	Pass
01/07/13	Tom Koning	BECHTEL / LANDSTAR TRUCKING	SUPPORT ARMS	530735	Ivanpah	Pass
01/07/13	Tom Koning	BECHTEL / MICHELLE	SUPPORT ARMS	01	Ivanpah	Pass
01/07/13	Tom Koning	BECHTEL / PICARDO TRUCKING	CONTAINER	731	Ivanpah	Pass
01/07/13	Tom Koning	BECHTEL / T.P. TRUCKING	WIRE	374	Ivanpah	Pass
01/08/13	Tom Koning	BECHTEL / FOX TRUCKING	CONTAINER	CT12	Ivanpah	Pass
01/08/13	Tom Koning	BECHTEL / FOX TRUCKING	CONTAINER	34	Ivanpah	Pass
01/08/13	Tom Koning	BECHTEL / MARQUEZ TRUCKING	CONTAINER	04	Ivanpah	Pass
01/08/13	Tom Koning	BECHTEL / STAGECOACH	SUPPORT ARMS	005	Ivanpah	Pass
01/08/13	Tom Koning	BECHTEL / T.T. TRUCKING	CONTAINER	029	Ivanpah	Pass
01/08/13	Tom Koning	BECHTEL / T.T. TRUCKING	CONTAINER	028	Ivanpah	Pass
01/09/13	BRIAN TOU	BECHTEL	TRAILER	42624	Ivanpah	Pass
01/09/13	BRIAN TOU	BECHTEL	CONTAINER	150766	Ivanpah	Pass
01/09/13	Elijah	BECHTEL	CONTAINER	13	Ivanpah	Pass
01/09/13	Tom Koning	BECHTEL / CMI TRUCKING	CONTAINER	718	Ivanpah	Pass
01/09/13	BRIAN TOU	BECHTEL / FOX TRUCKING	BOX TRUCK	929366	Ivanpah	Pass
01/09/13	BRIAN TOU	BECHTEL / FOX TRUCKING	BOX TRUCK	176094	Ivanpah	Pass
01/09/13	Tom Koning	BECHTEL / MARQUEZ TRUCKING	CONTAINER	4	Ivanpah	Pass
01/09/13	Tom Koning	BECHTEL / STAGECOACH	TUBES	011	Ivanpah	Pass
01/10/13	BRIAN TOU	BECHTEL	TRAILER	32397	Ivanpah	Pass
01/10/13	BRIAN TOU	BECHTEL	TRAILER	32397	Ivanpah	Pass
01/10/13	BRIAN TOU	BECHTEL / DONALD TRUCKING	TRAILER	25185	Ivanpah	Pass
01/10/13	BRIAN TOU	BECHTEL / DONALD TRUCKING	TRAILER	25185	Ivanpah	Pass
01/10/13	BRIAN TOU	BECHTEL / JMB TRUCKING	PIPES - LUMBER	007	Ivanpah	Pass
01/10/13	BRIAN TOU	BECHTEL / JMB TRUCKING	PIPES - LUMBER	007	Ivanpah	Pass
01/10/13	BRIAN TOU	BECHTEL / KBO TRUCKING	GLASS / MIRRORS	36591	Ivanpah	Pass
01/10/13	BRIAN TOU	BECHTEL / KBO TRUCKING	GLASS / MIRRORS	36591	Ivanpah	Pass
01/10/13	Tom Koning	BECHTEL / M.M TRUCKING	CONTAINER	4	Ivanpah	Pass
01/10/13	Tom Koning	BECHTEL / M.M TRUCKING	CONTAINER	4	Ivanpah	Pass
01/10/13	Tom Koning	BECHTEL / T. TRUCKING	TUBES	311	Ivanpah	Pass
01/10/13	Tom Koning	BECHTEL / T. TRUCKING	TUBES	311	Ivanpah	Pass
01/10/13	Tom Koning	BECHTEL / T.T. TRUCKING	CONTAINER	029	Ivanpah	Pass
01/10/13	Tom Koning	BECHTEL / T.T. TRUCKING	CONTAINER	28	Ivanpah	Pass
01/10/13	Tom Koning	BECHTEL / T.T. TRUCKING	CONTAINER	28	Ivanpah	Pass
01/10/13	Tom Koning	BECHTEL / T.T. TRUCKING	CONTAINER	029	Ivanpah	Pass
01/11/13	BRIAN TOU	WHITE CAP / FAR WEST	FIRE BARRIER FENCE		Ivanpah	Pass
01/11/13	BRIAN TOU	WHITE CAP / FAR WEST	FIRE BARRIER FENCE		Ivanpah	Pass
01/14/13	Tom Koning	BECHTEL	CONTAINER	4	Ivanpah	Pass
01/14/13	Tom Koning	BECHTEL	CONTAINER	4	Ivanpah	Pass
01/14/13	Tom Koning	BECHTEL / B&L TRUCKING	CONTAINER	517	Ivanpah	Pass
01/14/13	Tom Koning	BECHTEL / B&L TRUCKING	CONTAINER	517	Ivanpah	Pass
01/14/13	Tom Koning	BECHTEL / KBO TRUCKING		12	Ivanpah	Pass
01/14/13	Tom Koning	BECHTEL / KBO TRUCKING		13	Ivanpah	Pass
01/14/13	Tom Koning	BECHTEL / KBO TRUCKING		14	Ivanpah	Pass
01/14/13	Tom Koning	BECHTEL / T.T. TRUCKING	CONTAINER	029	Ivanpah	Pass
01/14/13	Tom Koning	BECHTEL / TAHUAPA TRUCKING		0917	Ivanpah	Pass
01/14/13	Tom Koning	BECHTEL / TAHUAPA TRUCKING		0917	Ivanpah	Pass
01/14/13	Tom Koning	BECHTEL/ KBO TRUCKING		14	Ivanpah	Pass
01/14/13	Tom Koning	BECHTEL/ KBO TRUCKING		13	Ivanpah	Pass
01/14/13	Tom Koning	BECHTEL/ KBO TRUCKING		12	Ivanpah	Pass
01/15/13	MIKE THOMAS	BECHTEL / ESTRELLA TRUCKING			Ivanpah	Pass
01/15/13	Tom Koning	BECHTEL / FOX TRUCKING	CONTAINER	KW20	Ivanpah	Pass
01/15/13	Tom Koning	BECHTEL / FOX TRUCKING	CONTAINER	KW20	Ivanpah	Pass
01/15/13	Tom Koning	BECHTEL / MARQUEZ TRUCKING	CONTAINER	4	Ivanpah	Pass
01/15/13	Tom Koning	BECHTEL / MARQUEZ TRUCKING	CONTAINER	4	Ivanpah	Pass
01/15/13	MIKE THOMAS	BECHTEL / STAGECOACH	TORQUE TUBES		Ivanpah	Pass
01/15/13	Tom Koning	BECHTEL / STAGECOACH		007	Ivanpah	Pass
01/15/13	Tom Koning	BECHTEL / STAGECOACH		007	Ivanpah	Pass
01/15/13	Tom Koning	BECHTEL / T.T. TRUCKING	CONTAINER	028	Ivanpah	Pass
01/15/13	Tom Koning	BECHTEL / T.T. TRUCKING	CONTAINER	028	Ivanpah	Pass
01/15/13	Tom Koning	BECHTEL / T.T. TRUCKING	CONTAINER	029	Ivanpah	Pass
01/15/13	MIKE THOMAS	STAGECOACH EXPRESS / BECHTEL	TORQUE TUBES		Ivanpah	Pass
01/16/13	BRIAN TOU	BECHTEL	TUBES		Ivanpah	Pass
01/16/13	BRIAN TOU	BECHTEL	CONTAINER		Ivanpah	Pass

01/16/13	BRIAN TOU	BECHTEL	CONTAINER		Ivanpah	Pass
01/16/13	BRIAN TOU	BECHTEL	TUBES		Ivanpah	Pass
01/16/13	BRIAN TOU	BECHTEL	TUBES		Ivanpah	Pass
01/16/13	BRIAN TOU	BECHTEL	TUBES		Ivanpah	Pass
01/16/13	BRIAN TOU	BECHTEL	TUBES		Ivanpah	Pass
01/16/13	Tom Koning	BECHTEL / DOUDELL TRUCKING	CONTAINER	53	Ivanpah	Pass
01/16/13	Tom Koning	BECHTEL / DOUDELL TRUCKING	CONTAINER	53	Ivanpah	Pass
01/16/13	Elijah	BECHTEL / DOWDELL	CONTAINER	080	Ivanpah	Pass
01/16/13	MIKE THOMAS	BECHTEL / ESTRELLA TRUCKING			Ivanpah	Pass
01/16/13	BRIAN TOU	BECHTEL / KELLYPIPE	PIPES	J60537523	Ivanpah	Pass
01/16/13	BRIAN TOU	BECHTEL / KELLYPIPE	PIPES	37523	Ivanpah	Pass
01/16/13	Tom Koning	BECHTEL / MARQUEZ TRUCKING	CONTAINER	15	Ivanpah	Pass
01/16/13	Tom Koning	BECHTEL / MARQUEZ TRUCKING	CONTAINER	15	Ivanpah	Pass
01/16/13	Tom Koning	BECHTEL / MARQUEZ TRUCKING	CONTAINER	4	Ivanpah	Pass
01/16/13	Elijah	BECHTEL / T.T. TRUCKING	CONTAINER	029	Ivanpah	Pass
01/17/13	BRIAN TOU	BECHTEL	CONTAINER		Ivanpah	Pass
01/17/13	BRIAN TOU	BECHTEL	CONTAINER		Ivanpah	Pass
01/17/13	BRIAN TOU	BECHTEL	CONTAINER		Ivanpah	Pass
01/17/13	BRIAN TOU	BECHTEL	CONTAINER	4352290	Ivanpah	Pass
01/17/13	BRIAN TOU	BECHTEL	CONTAINER	4058288	Ivanpah	Pass
01/17/13	BRIAN TOU	BECHTEL	COPPER WIRES		Ivanpah	Pass
01/17/13	BRIAN TOU	BECHTEL	TORQUE TUBES		Ivanpah	Pass
01/17/13	BRIAN TOU	BECHTEL	CONTAINER		Ivanpah	Pass
01/17/13	BRIAN TOU	BECHTEL	CONTAINER	5207034	Ivanpah	Pass
01/17/13	BRIAN TOU	BECHTEL	CONTAINER	4570873	Ivanpah	Pass
01/17/13	BRIAN TOU	BECHTEL	CONTAINER	4257061	Ivanpah	Pass
01/17/13	BRIAN TOU	BECHTEL	SUPPORT ARMS		Ivanpah	Pass
01/17/13	BRIAN TOU	BECHTEL	TORQUE TUBES		Ivanpah	Pass
01/17/13	BRIAN TOU	BECHTEL	TORQUE TUBES		Ivanpah	Pass
01/17/13	Tom Koning	BECHTEL / S.G.S. TRUCKING	STEEL	230	Ivanpah	Pass
01/17/13	Tom Koning	BECHTEL / SWIFT TRUCKING		120816	Ivanpah	Pass
01/22/13	Tom Koning	BECHTEL		26104	Ivanpah	Pass
01/22/13	Tom Koning	BECHTEL / B&L TRUCKING	CONTAINER	557	Ivanpah	Pass
01/22/13	Tom Koning	BECHTEL / B&L TRUCKING	CONTAINER	567	Ivanpah	Pass
01/22/13	Tom Koning	BECHTEL / CENTRAL FREIGHT LINES	FRAMES	12615	Ivanpah	Pass
01/22/13	Tom Koning	BECHTEL / ERICK'S TRUCKING	CONTAINER	1	Ivanpah	Pass
01/22/13	Tom Koning	BECHTEL / FONSECA TRUCKING	PYLONS	77	Ivanpah	Pass
01/22/13	Tom Koning	BECHTEL / FONSECA TRUCKING	PYLONS	20	Ivanpah	Pass
01/22/13	Tom Koning	BECHTEL / FOX TRUCKING	CONTAINER	KW 3	Ivanpah	Pass
01/22/13	Tom Koning	BECHTEL / FOX TRUCKING	CONTAINER	CT12	Ivanpah	Pass
01/22/13	Tom Koning	BECHTEL / FOX TRUCKING	CONTAINER	20	Ivanpah	Pass
01/22/13	Tom Koning	BECHTEL / FOX TRUCKING	CONTAINER	K.W. 0	Ivanpah	Pass
01/22/13	Tom Koning	BECHTEL / LANDSTAR		530735	Ivanpah	Pass
01/22/13	Tom Koning	BECHTEL / M.R.I. TRUCKING	CONTAINER	A-391	Ivanpah	Pass
01/22/13	Tom Koning	BECHTEL / MARQUEZ TRUCKING	CONTAINER	4	Ivanpah	Pass
01/22/13	Tom Koning	BECHTEL / STAGECOACH		013	Ivanpah	Pass
01/22/13	Tom Koning	BECHTEL / TT TRUCKING	CONTAINER	029	Ivanpah	Pass
01/23/13	BRIAN TOU	BECHTEL	CONTAINER		Ivanpah	Pass
01/23/13	BRIAN TOU	BECHTEL	PYLONS		Ivanpah	Pass
01/23/13	BRIAN TOU	BECHTEL	ALUMINUM TUBES		Ivanpah	Pass
01/23/13	Tom Koning	BECHTEL	CONTAINER	013	Ivanpah	Pass
01/23/13	BRIAN TOU	BECHTEL	CONTAINER / MIRROR		Ivanpah	Pass
01/23/13	BRIAN TOU	BECHTEL	MIRRORS	4472024	Ivanpah	Pass
01/23/13	BRIAN TOU	BECHTEL	PYLONS		Ivanpah	Pass
01/23/13	BRIAN TOU	BECHTEL	TORQUE TUBES		Ivanpah	Pass
01/23/13	BRIAN TOU	BECHTEL	TORQUE TUBES		Ivanpah	Pass
01/23/13	Elijah	BECHTEL / DOWDELL	CONTAINER	80	Ivanpah	Pass
01/23/13	Tom Koning	BECHTEL / FOX TRUCKING	CONTAINER	CT43	Ivanpah	Pass
01/23/13	Tom Koning	BECHTEL / FOX TRUCKING	CONTAINER	22	Ivanpah	Pass
01/23/13	Tom Koning	BECHTEL / FOX TRUCKING	CONTAINER	CT51	Ivanpah	Pass
01/23/13	Tom Koning	BECHTEL / R&DJ TRUCKING		001	Ivanpah	Pass
01/23/13	Tom Koning	BECHTEL / RANGLE TRUCKING	PYLONS	79	Ivanpah	Pass
01/24/13	BRIAN TOU	BECHTEL	PYLONS		Ivanpah	Pass
01/24/13	BRIAN TOU	BECHTEL	SUPPORT BRACES		Ivanpah	Pass
01/24/13	BRIAN TOU	BECHTEL	TORQUE TUBES		Ivanpah	Pass
01/24/13	BRIAN TOU	BECHTEL	ALUMINUM TUBES		Ivanpah	Pass
01/24/13	BRIAN TOU	BECHTEL	CONTAINER / MIRROR	4201355	Ivanpah	Pass
01/24/13	BRIAN TOU	BECHTEL	CONTAINER / MIRROR	9024753	Ivanpah	Pass
01/24/13	BRIAN TOU	BECHTEL	CONTAINER / MIRROR		Ivanpah	Pass
01/24/13	BRIAN TOU	BECHTEL	CONTAINER / MIRROR		Ivanpah	Pass
01/24/13	BRIAN TOU	BECHTEL	MOUNTS / BRACES		Ivanpah	Pass
01/24/13	BRIAN TOU	BECHTEL	PYLONS		Ivanpah	Pass
01/24/13	BRIAN TOU	BECHTEL	PYLONS		Ivanpah	Pass
01/24/13	BRIAN TOU	BECHTEL		0245135	Ivanpah	Pass
01/24/13	BRIAN TOU	BECHTEL			Ivanpah	Pass
01/24/13	Tom Koning	BECHTEL / BLUE OX TRUCKING	TORQUE TUBES	601	Ivanpah	Pass
01/24/13	BRIAN TOU	BECHTEL / BRADLEY TRUCKING	CONTAINER / MIRROR	4429660	Ivanpah	Pass
01/24/13	BRIAN TOU	BECHTEL / BRADLEY TRUCKING	CONTAINER / MIRROR	5207034	Ivanpah	Pass
01/24/13	Tom Koning	BECHTEL / IROC TRUCKING	TORQUE TUBES		Ivanpah	Pass
01/24/13	Tom Koning	BECHTEL / PAC TRUCKING	CONTAINER	89	Ivanpah	Pass
01/24/13	Tom Koning	BECHTEL / STAGECOACH	TORQUE TUBES	72	Ivanpah	Pass
01/25/13	BRIAN TOU	BECHTEL	MIRRORS	011	Ivanpah	Pass

01/25/13	BRIAN TOU	BECHTEL / BRADLEY TRUCKING	TORQUE TUBES		Ivanpah	Pass
01/25/13	BRIAN TOU	BECHTEL / DOUDELL TRUCKING	MIRRORS	27	Ivanpah	Pass
01/25/13	KYLE CRANE	BECHTEL / FOX TRUCKING	CONTAINER	34	Ivanpah	Pass
01/25/13	KYLE CRANE	BECHTEL / MARQUEZ TRUCKING	CONTAINER	721	Ivanpah	Pass
01/29/13	Tom Koning	BECHTEL / T&T TRUCKING	CONTAINER		Ivanpah	Pass
01/29/13	Tom Koning	BECHTEL / T&T TRUCKING	CONTAINER		Ivanpah	Pass
01/30/13	BRIAN TOU	BECHTEL	BOX TRUCK		Ivanpah	Pass
01/30/13	BRIAN TOU	BECHTEL	CONTAINER		Ivanpah	Pass
01/30/13	BRIAN TOU	BECHTEL	MIRRORS		Ivanpah	Pass
01/30/13	BRIAN TOU	BECHTEL	TORQUE TUBES		Ivanpah	Pass
01/30/13	Elijah	BECHTEL / DOUDELL TRUCKING		80	Ivanpah	Pass
01/30/13	Tom Koning	BECHTEL / GRUBB TRUCKING	SUPPORT ARMS	1144	Ivanpah	Pass
01/30/13	Tom Koning	BECHTEL / K.B.O. TRUCKING	CONTAINER	14	Ivanpah	Pass
01/30/13	BRIAN TOU	BECHTEL / MRI	MIRRORS / CONTAINER	A 392	Ivanpah	Pass
01/30/13	BRIAN TOU	BECHTEL / START UP	CHEMICALS		Ivanpah	Pass
01/30/13	BRIAN TOU	FARWEST	INSULATION		Ivanpah	Pass
01/31/13	BRIAN TOU	BECHTEL	MIRRORS / CONTAINER		Ivanpah	Pass
01/31/13	BRIAN TOU	BECHTEL	MIRRORS / CONTAINER		Ivanpah	Pass
01/31/13	KYLE CRANE	BECHTEL / BRADLEY TRUCKING	MIRRORS	01	Ivanpah	Pass
01/31/13	KYLE CRANE	BECHTEL / BRADLEY TRUCKING	MIRRORS	01	Ivanpah	Pass
01/31/13	KYLE CRANE	BECHTEL / CMI TRUCKING	MIRRORS	P011	Ivanpah	Pass
01/31/13	KYLE CRANE	BECHTEL / FOX	MIRRORS	CT51	Ivanpah	Pass
01/31/13	Tom Koning	BECHTEL / FOX TRUCKING	CONTAINER	CT44	Ivanpah	Pass
01/31/13	KYLE CRANE	BECHTEL / LBJ	SUPPORT ARMS	99	Ivanpah	Pass
01/31/13	Tom Koning	BECHTEL / M&M TRUCKING		7	Ivanpah	Pass
01/31/13	KYLE CRANE	BECHTEL / MBCA TRUCKING	TORQUE TUBES	02	Ivanpah	Pass
01/31/13	Tom Koning	BECHTEL / PONCE TRUCKING	CONTAINER	02	Ivanpah	Pass
01/31/13	Tom Koning	BECHTEL / STAGECOACH	CONTAINER	013	Ivanpah	Pass
01/31/13	KYLE CRANE	BECHTEL / STAGECOACH	TORQUE TUBES	011	Ivanpah	Pass
01/31/13	Tom Koning	BECHTEL / SWIFT TRUCKING		122335	Ivanpah	Pass
01/31/13	Tom Koning	BECHTEL / T&T TRUCKING	CONTAINER	17	Ivanpah	Pass
01/31/13	Tom Koning	BECHTEL / T&T TRUCKING	CONTAINER	14	Ivanpah	Pass
02/01/13	BRIAN TOU	BECHTEL / DOUDELL TRUCKING	CONTAINER		Ivanpah	Pass
02/01/13	BRIAN TOU	BECHTEL / DOUDELL TRUCKING	CONTAINER		Ivanpah	Pass
02/01/13	BRIAN TOU	BECHTEL / DOUDELL TRUCKING	CONTAINER		Ivanpah	Pass
02/01/13	BRIAN TOU	BECHTEL / DOUDELL TRUCKING	CONTAINER		Ivanpah	Pass
02/01/13	BRIAN TOU	BECHTEL / DOUDELL TRUCKING	CONTAINER		Ivanpah	Pass
02/01/13	BRIAN TOU	BECHTEL / DOUDELL TRUCKING	D CONTAINERS		Ivanpah	Pass
02/01/13	BRIAN TOU	BECHTEL / SAIA	CONTAINER		Ivanpah	Pass
02/01/13	BRIAN TOU	BECHTEL / SAIA	CONTAINER		Ivanpah	Pass
02/04/13	Tom Koning	BECHTEL / B&L TRUCKING	CONTAINER	571	Ivanpah	Pass
02/04/13	Tom Koning	BECHTEL / B&L TRUCKING	CONTAINER	571	Ivanpah	Pass
02/04/13	MIKE THOMAS	BECHTEL / BENNETT TRUCKING	CONTAINER		Ivanpah	Pass
02/04/13	Tom Koning	BECHTEL / BREEZE TRUCKING	PYLONS	3	Ivanpah	Pass
02/04/13	Tom Koning	BECHTEL / BREEZE TRUCKING	PYLONS	3	Ivanpah	Pass
02/04/13	BRIAN TOU	BECHTEL / DOUDELL TRUCKING	CONTAINER	53	Ivanpah	Pass
02/04/13	BRIAN TOU	BECHTEL / DOUDELL TRUCKING	CONTAINER / MIRROR	029	Ivanpah	Pass
02/04/13	BRIAN TOU	BECHTEL / DOWDELL	CONTAINER / MIRROR	029	Ivanpah	Pass
02/04/13	BRIAN TOU	BECHTEL / DOWDELL	CONTAINER / MIRROR	53	Ivanpah	Pass
02/04/13	MIKE THOMAS	BECHTEL / ESTRADAS TRUCKING	PYLONS		Ivanpah	Pass
02/04/13	MIKE THOMAS	BECHTEL / ESTRADAS TRUCKING	PYLONS		Ivanpah	Pass
02/04/13	Tom Koning	BECHTEL / K.C. TRUCKING	PYLONS	15	Ivanpah	Pass
02/04/13	Tom Koning	BECHTEL / K.C. TRUCKING	PYLONS	15	Ivanpah	Pass
02/04/13	Tom Koning	BECHTEL / LANDSTAR TRUCKING	SUPPORT	530735	Ivanpah	Pass
02/04/13	Tom Koning	BECHTEL / LANDSTAR TRUCKING	SUPPORT	530735	Ivanpah	Pass
02/04/13	MIKE THOMAS	BECHTEL / MAC'S DELIVERY SERVICE	CONTAINER		Ivanpah	Pass
02/04/13	BRIAN TOU	BECHTEL / MARQUEZ TRUCKING	CONTAINER	681	Ivanpah	Pass
02/04/13	BRIAN TOU	BECHTEL / MARQUEZ TRUCKING	CONTAINER / MIRROR	681	Ivanpah	Pass
02/04/13	MIKE THOMAS	BENNET MOTORS	CONTAINER		Ivanpah	Pass
02/04/13	MIKE THOMAS	MACS DELIVERY SERVICE	CONTAINER		Ivanpah	Pass
02/05/13	BRIAN TOU	BECHTEL / B&L TRUCKING	CONTAINER / MIRROR	557	Ivanpah	Pass
02/05/13	Tom Koning	BECHTEL / DOUDELL TRUCKING	CONTAINER	53	Ivanpah	Pass
02/05/13	Tom Koning	BECHTEL / FONSECA TRUCKING	PYLONS	59	Ivanpah	Pass
02/05/13	MIKE THOMAS	BECHTEL / JMB TRUCKING	PYLONS		Ivanpah	Pass
02/05/13	BRIAN TOU	BECHTEL / LANDSTAR	CONTAINER		Ivanpah	Pass
02/05/13	MIKE THOMAS	BECHTEL / MORALEZ TRUCKING	PYLONS		Ivanpah	Pass
02/05/13	Tom Koning	BECHTEL / T.T. TRUCKING	CONTAINER	029	Ivanpah	Pass
02/05/13	Tom Koning	BECHTEL / TAHUAPA TRUCKING		121	Ivanpah	Pass
02/05/13	MIKE THOMAS	LEO A. TRUCKING	PYLONS		Ivanpah	Pass
02/05/13	MIKE THOMAS	WESTERN STAR	TORQUE TUBES		Ivanpah	Pass
02/05/13	MIKE THOMAS	WESTERN STAR	TORQUE TUBES		Ivanpah	Pass
02/06/13	KYLE CRANE	BECHTEL / BROZE TRUCKING	PYLONS	3	Ivanpah	Pass
02/06/13	KYLE CRANE	BECHTEL / DOUDELL TRUCKING	MIRRORS	028	Ivanpah	Pass
02/06/13	KYLE CRANE	BECHTEL / LAS VEGAS EXPRESS	TORQUE TUBES	08	Ivanpah	Pass
02/06/13	KYLE CRANE	BECHTEL / LBJ	SUPPORT ARMS	4	Ivanpah	Pass
02/06/13	KYLE CRANE	BECHTEL / LV TRUCKING	TORQUE TUBES	05	Ivanpah	Pass
02/06/13	Tom Koning	BECHTEL / M&M TRUCKING	SUPPORT ARMS	14	Ivanpah	Pass
02/06/13	Elijah	BECHTEL / MARQUEZ TRUCKING	MIRRORS	06	Ivanpah	Pass
02/06/13	KYLE CRANE	BECHTEL / N.Y. TRANSPORT	SUPPORT ARMS	L1	Ivanpah	Pass
02/06/13	KYLE CRANE	BECHTEL / R&DJ TRUCKING	TORQUE TUBES	001	Ivanpah	Pass
02/06/13	KYLE CRANE	BECHTEL / RD PARA TRANS	SUPPORT ARMS	1009	Ivanpah	Pass
02/06/13	KYLE CRANE	BECHTEL / SAIA	PYLONS	01	Ivanpah	Pass

02/06/13	KYLE CRANE	BECHTEL / SINA	PYLONS		Ivanpah	Pass
02/06/13	Tom Koning	BECHTEL / SINA TRUCKING	PYLONS	57	Ivanpah	Pass
02/06/13	KYLE CRANE	BECHTEL / STAGECOACH	SUPPORT ARMS	013	Ivanpah	Pass
02/06/13	KYLE CRANE	BECHTEL / STAGECOACH	SUPPORT ARMS	005	Ivanpah	Pass
02/06/13	KYLE CRANE	BECHTEL / STAGECOACH	SUPPORT ARMS	224	Ivanpah	Pass
02/07/13	KYLE CRANE	BECHTEL / ARISTANDO TRANSPORT	TORQUE TUBES	95022	Ivanpah	Pass
02/07/13	Tom Koning	BECHTEL / CMI TRUCKING	CONTAINER	743	Ivanpah	Pass
02/07/13	Tom Koning	BECHTEL / DOUDELL TRUCKING	CONTAINER	53	Ivanpah	Pass
02/07/13	KYLE CRANE	BECHTEL / DOUDELL TRUCKING	MIRRORS	029	Ivanpah	Pass
02/07/13	KYLE CRANE	BECHTEL / DOUDELL TRUCKING	MIRRORS	028	Ivanpah	Pass
02/07/13	KYLE CRANE	BECHTEL / DOUDELL TRUCKING		2457767	Ivanpah	Pass
02/07/13	Tom Koning	BECHTEL / FOX TRUCKING	CONTAINER	CT69	Ivanpah	Pass
02/07/13	Tom Koning	BECHTEL / FOX TRUCKING	CONTAINER	CT42	Ivanpah	Pass
02/07/13	KYLE CRANE	BECHTEL / FOX TRUCKING	MIRRORS	12	Ivanpah	Pass
02/07/13	KYLE CRANE	BECHTEL / FOX TRUCKING	MIRRORS	34	Ivanpah	Pass
02/07/13	KYLE CRANE	BECHTEL / GURDNOR	WATER	5109	Ivanpah	Pass
02/07/13	KYLE CRANE	BECHTEL / MAE'S		41	Ivanpah	Pass
02/07/13	KYLE CRANE	BECHTEL / MARQUEZ TRUCKING	MIRRORS	06	Ivanpah	Pass
02/07/13	KYLE CRANE	BECHTEL / PANCET	MIRRORS	02	Ivanpah	Pass
02/07/13	Tom Koning	BECHTEL / STAGECOACH		011	Ivanpah	Pass
02/07/13	Tom Koning	BECHTEL / STAGECOACH		005	Ivanpah	Pass
02/10/13	Tom Koning	BECHTEL / ANTHONY TRUCKING	TORQUE TUBES	11	Ivanpah	Pass
02/10/13	Tom Koning	BECHTEL / CMC TRUCKING	REBAR	435	Ivanpah	Pass
02/10/13	Tom Koning	BECHTEL / QUICK TRUCKING	WIRE	228	Ivanpah	Pass
02/11/13	BRIAN TOU	BECHTEL	CONTAINER / MIRROR		Ivanpah	Pass
02/11/13	BRIAN TOU	BECHTEL	CONTAINER/ MIRRORS		Ivanpah	Pass
02/11/13	Tom Koning	BECHTEL / FOX TRUCKING	CONTAINER	34	Ivanpah	Pass
02/11/13	Tom Koning	BECHTEL / FOX TRUCKING	CONTAINER	34	Ivanpah	Pass
02/11/13	Tom Koning	BECHTEL / GREAT WIDE TRUCKING	SUPPORT ARMS	41639	Ivanpah	Pass
02/11/13	Tom Koning	BECHTEL / GREAT WIDE TRUCKING	SUPPORT ARMS	41639	Ivanpah	Pass
02/11/13	Tom Koning	BECHTEL / J&P TRUCKING	PYLONS	03	Ivanpah	Pass
02/11/13	Tom Koning	BECHTEL / L.D. TRUCKING	TORQUE TUBES	73	Ivanpah	Pass
02/11/13	Tom Koning	BECHTEL / RANGEL TRUCKING	PYLONS	79	Ivanpah	Pass
02/11/13	Tom Koning	BECHTEL / RANGEL TRUCKING	PYLONS	79	Ivanpah	Pass
02/11/13	Tom Koning	BECHTEL / S.D. TRUCKING	PYLONS	62	Ivanpah	Pass
02/12/13	Tom Koning	BECHTEL / B&L TRUCKING	CONTAINER	557	Ivanpah	Pass
02/12/13	Tom Koning	BECHTEL / BREEZE TRUCKING	PYLONS	3	Ivanpah	Pass
02/12/13	Tom Koning	BECHTEL / CT TRUCKING	SUPPORT ARMS	47	Ivanpah	Pass
02/12/13	Tom Koning	BECHTEL / DOUDELL TRUCKING	CONTAINER	53	Ivanpah	Pass
02/12/13	Tom Koning	BECHTEL / ESTRADAS TRUCKING	PYLONS	01	Ivanpah	Pass
02/12/13	Tom Koning	BECHTEL / GIOVANNI TRUCKING	PYLONS	07	Ivanpah	Pass
02/12/13	Tom Koning	BECHTEL / KANKA TRUCKING	SUPPORT ARMS	007	Ivanpah	Pass
02/12/13	Tom Koning	BECHTEL / MARQUEZ TRUCKING	CONTANER	04	Ivanpah	Pass
02/12/13	Tom Koning	BECHTEL / MBCA TRUCKING	CONTAINER	02	Ivanpah	Pass
02/12/13	Tom Koning	BECHTEL / ROGER TRUCKING	PYLONS	21	Ivanpah	Pass
02/12/13	Tom Koning	BECHTEL / SWIFT TRUCKING	SUPPORT ARMS	122332	Ivanpah	Pass
02/12/13	Tom Koning	BECHTEL / TT TRUCKING	CONTAINER	028	Ivanpah	Pass
02/15/13	Tom Koning	BECHTEL / B&L TRUCKING	CONTAINER	557	Ivanpah	Pass
02/15/13	Tom Koning	BECHTEL / BENNETT TRUCKING	WIRE	208576	Ivanpah	Pass
02/15/13	KYLE CRANE	BECHTEL / DOUDELL TRUCKING	MIRRORS	028	Ivanpah	Pass
02/15/13	KYLE CRANE	BECHTEL / DOUDELL TRUCKING	MIRRORS	029	Ivanpah	Pass
02/15/13	KYLE CRANE	BECHTEL / ESTRELLA TRUCKING	SUPPORT ARMS	15	Ivanpah	Pass
02/15/13	Tom Koning	BECHTEL / GRUBB TRUCKING	CONTAINER	1144	Ivanpah	Pass
02/15/13	KYLE CRANE	BECHTEL / H3 TRANSPORT		201	Ivanpah	Pass
02/15/13	KYLE CRANE	BECHTEL / MTS	PALLETS	213	Ivanpah	Pass
02/15/13	KYLE CRANE	BECHTEL / ZEIDY TRUCKING	TORQUE TUBES	09	Ivanpah	Pass
02/19/13	Tom Koning	BECHTEL	SUPPORT ARMS	3	Ivanpah	Pass
02/19/13	Tom Koning	BECHTEL		P221	Ivanpah	Pass
02/19/13	Tom Koning	BECHTEL / ANKER TRUCKING	PYLONS	21	Ivanpah	Pass
02/19/13	Tom Koning	BECHTEL / ANKER TRUCKING	PYLONS	30	Ivanpah	Pass
02/19/13	Tom Koning	BECHTEL / ANKER TRUCKING	PYLONS	2000	Ivanpah	Pass
02/19/13	Tom Koning	BECHTEL / B&L TRUCKING	CONTAINER	557	Ivanpah	Pass
02/19/13	Elijah	BECHTEL / COBAIN SOLAR	MIRRORS		Ivanpah	Pass
02/19/13	Tom Koning	BECHTEL / CRUBB TRUCKING	SUPPORT ARMS	1144	Ivanpah	Pass
02/19/13	Elijah	BECHTEL / DOUDELL TRUCKING	MIRRORS	80	Ivanpah	Pass
02/19/13	Tom Koning	BECHTEL / GONZALEZ TRUCKING	TORQUE TUBES	425	Ivanpah	Pass
02/19/13	Tom Koning	BECHTEL / K.B. TRUCKING	SUPPORT	12	Ivanpah	Pass
02/19/13	Tom Koning	BECHTEL / LANDSTAR	PICK-UP	430551	Ivanpah	Pass
02/19/13	Tom Koning	BECHTEL / LANDSTAR TRUCKING	PICK-UP	410051	Ivanpah	Pass
02/19/13	Tom Koning	BECHTEL / LANDSTAR TRUCKING	PICK-UP	453277	Ivanpah	Pass
02/19/13	Tom Koning	BECHTEL / LANDSTAR TRUCKING	SUPPORT ARMS	530735	Ivanpah	Pass
02/19/13	Tom Koning	BECHTEL / LONE STAR	PICK-UP	900413	Ivanpah	Pass
02/19/13	Tom Koning	BECHTEL / SPC TRUCKING		3778	Ivanpah	Pass
02/19/13	Tom Koning	BECHTEL / STAGECOACH	CONTAINER	04	Ivanpah	Pass
02/20/13	KYLE CRANE	BECHTEL / A&S TRUCKING	FLATBED TRAILER	82219	Ivanpah	Pass
02/20/13	KYLE CRANE	BECHTEL / ANKER TRUCKING	PYLONS	2000	Ivanpah	Pass
02/20/13	KYLE CRANE	BECHTEL / ANKER TRUCKING	PYLONS	21	Ivanpah	Pass
02/20/13	Tom Koning	BECHTEL / FOX TRUCKING	CONTAINER	34	Ivanpah	Pass
02/20/13	KYLE CRANE	BECHTEL / MAE'S	PALLETS	62264P	Ivanpah	Pass
02/20/13	Tom Koning	BECHTEL / MARQUEZ TRUCKING	CONTAINER	06	Ivanpah	Pass
02/20/13	Tom Koning	BECHTEL / T.T. TRUCKING	CONTAINER	029	Ivanpah	Pass
02/20/13	Tom Koning	BECHTEL / T.T. TRUCKING	CONTAINER	028	Ivanpah	Pass

02/21/13	Tom Koning	BECHTEL / ANKER TRUCKING	PYLONS	30	Ivanpah	Pass
02/21/13	Tom Koning	BECHTEL / AX TRUCKING	SUPPORT ARMS	01	Ivanpah	Pass
02/21/13	Tom Koning	BECHTEL / FOX TRUCKING	CONTAINER	34	Ivanpah	Pass
02/21/13	Tom Koning	BECHTEL / RIVERA TRUCKING	TORQUE TUBES	3	Ivanpah	Pass
02/28/13	KYLE CRANE	BECHTEL / JONES EXPRESS	MIRRORS	334064	Ivanpah	Pass
02/28/13	Elijah	BECHTEL / TT TRUCKING	MIRRORS	028	Ivanpah	Pass
03/04/13	Tom Koning	BECHTEL	SUPPORT ARMS	530735	Ivanpah	Pass
03/04/13	Tom Koning	BECHTEL / ATS TRUCKING	WIRE	82200	Ivanpah	Pass
03/04/13	Tom Koning	BECHTEL / DOUDELL TRUCKING	CONTAINER	53	Ivanpah	Pass
03/04/13	KYLE CRANE	BECHTEL / DOUDELL TRUCKING	MIRRORS	028	Ivanpah	Pass
03/04/13	MIKE THOMAS	BECHTEL / DUNCAN TRUCKING		6414	Ivanpah	Pass
03/04/13	Tom Koning	BECHTEL / FOX TRUCKING	CONTAINER	34	Ivanpah	Pass
03/04/13	Tom Koning	BECHTEL / FOX TRUCKING	CONTAINER	CT44	Ivanpah	Pass
03/04/13	Tom Koning	BECHTEL / FOX TRUCKING	CONTAINER	CT12	Ivanpah	Pass
03/04/13	Tom Koning	BECHTEL / MARQUEZ TRUCKING	CONTAINER	09	Ivanpah	Pass
03/04/13	MIKE THOMAS	BECHTEL / T-T TRUCKING	CONTAINER	029	Ivanpah	Pass
03/04/13					Ivanpah	Pass
03/05/13	Tom Koning	BECHTEL	SUPPORT ARMS	2435	Ivanpah	Pass
03/05/13	Tom Koning	BECHTEL	TORQUE TUBES	2435	Ivanpah	Pass
03/05/13	Tom Koning	BECHTEL / ATS TRUCKING	PICK UP	82321	Ivanpah	Pass
03/05/13	Tom Koning	BECHTEL / ATS TRUCKING	PICKUP	72510	Ivanpah	Pass
03/05/13	Tom Koning	BECHTEL / B&L TRUCKING	SUPPORT ARMS	557	Ivanpah	Pass
03/05/13	Tom Koning	BECHTEL / CAST TRUCKING	SUPPORT ARMS	1232	Ivanpah	Pass
03/05/13	Elijah	BECHTEL / DUNCAN TRUCKING	MIRRORS	6414	Ivanpah	Pass
03/05/13	Elijah	BECHTEL / DUNCAN TRUCKING	MIRRORS	6334	Ivanpah	Pass
03/05/13	Tom Koning	BECHTEL / FOX TRUCKING	CONTAINER	KW27	Ivanpah	Pass
03/05/13	Tom Koning	BECHTEL / FROILAN TRUCKING	SUPPORT ARMS	72	Ivanpah	Pass
03/05/13	Tom Koning	BECHTEL / GARCIA TRUCKING	SUPPORT ARMS	2005	Ivanpah	Pass
03/05/13	Tom Koning	BECHTEL / JARA TRUCKING	SUPPORT ARMS	01	Ivanpah	Pass
03/05/13	Tom Koning	BECHTEL / MARQUEZ TRUCKING	CONTAINER	09	Ivanpah	Pass
03/05/13	Tom Koning	BECHTEL / MORALES TRUCKING	SUPPORT ARMS	71	Ivanpah	Pass
03/05/13	Tom Koning	BECHTEL / ROADMASTER TRUCKING	SUPPORT ARMS		Ivanpah	Pass
03/05/13	Tom Koning	BECHTEL / STAGECOACH TRUCKING	SUPPORT ARMS	011	Ivanpah	Pass
03/05/13	Tom Koning	BECHTEL / STAGECOACH TRUCKING	SUPPORT ARMS	013	Ivanpah	Pass
03/05/13	MIKE THOMAS	BECHTEL / T&T TRUCKING	CONTAINER	029	Ivanpah	Pass
03/05/13	MIKE THOMAS	BECHTEL / T&T TRUCKING	CONTAINER	028	Ivanpah	Pass
03/06/13	Tom Koning	BECHTEL	CONTAINER		Ivanpah	Pass
03/06/13	Tom Koning	BECHTEL / CMI TRUCKING	CONTAINER	747	Ivanpah	Pass
03/06/13	MIKE THOMAS	BECHTEL / DELIVERY SERVICE	CONTAINER		Ivanpah	Pass
03/06/13	Tom Koning	BECHTEL / DUNCAN TRUCKING	CONTAINER	6414	Ivanpah	Pass
03/06/13	Tom Koning	BECHTEL / HERNANDEZ TRUCKING	TORQUE TUBES	011	Ivanpah	Pass
03/06/13	Tom Koning	BECHTEL / MARQUEZ TRUCKING	CONTAINER	09	Ivanpah	Pass
03/06/13	Tom Koning	BECHTEL / SWIFT TRUCKING	TORQUE TUBES	309905	Ivanpah	Pass
03/06/13	MIKE THOMAS	BECHTEL / T-T TRUCKING	CONTAINER		Ivanpah	Pass
03/07/13	MIKE THOMAS	BECHTEL / CHEM STATION	CLEANING CREW		Ivanpah	Pass
03/07/13	Tom Koning	BECHTEL / MARQUEZ TRUCKING	CONTAINER	09	Ivanpah	Pass
03/07/13	Tom Koning	BECHTEL / R.D.J. TRUCKING	TORQUE TUBES	001	Ivanpah	Pass
03/07/13	Tom Koning	BECHTEL / S&S ENTERPRISE	CONTAINER	13	Ivanpah	Pass
03/11/13	Tom Koning	BECHTEL / ALVAREZ TRUCKING	TORQUE TUBES	01	Ivanpah	Pass
03/11/13	Tom Koning	BECHTEL / B&L TRUCKING	CONTAINER	571	Ivanpah	Pass
03/11/13	Tom Koning	BECHTEL / B&L TRUCKING	SUPPORT ARMS	557	Ivanpah	Pass
03/11/13	KYLE CRANE	BECHTEL / DOUDELL TRUCKING	MIRRORS	030	Ivanpah	Pass
03/11/13	KYLE CRANE	BECHTEL / DOUDELL TRUCKING	MIRRORS	028	Ivanpah	Pass
03/11/13	Elijah	BECHTEL / DUNCAN TRUCKING	CONTAINER	6334	Ivanpah	Pass
03/11/13	KYLE CRANE	BECHTEL / DUNCAN TRUCKING	MIRRORS	6370	Ivanpah	Pass
03/11/13	Tom Koning	BECHTEL / MARQUEZ TRUCKING	CONTAINER	09	Ivanpah	Pass
03/11/13	Tom Koning	BECHTEL / MARQUEZ TRUCKING	SUPPORT ARMS	2001	Ivanpah	Pass
03/11/13	Tom Koning	BECHTEL / ROAD MASTER	SUPPORT ARMS	5025	Ivanpah	Pass
03/11/13	Tom Koning	BECHTEL / SANTA CRUZ TRUCKING	SUPPORT ARMS	01	Ivanpah	Pass
03/12/13	MIKE THOMAS	BECHTEL / B&L TRUCKING	DIAGNALS	567	Ivanpah	Pass
03/12/13	Tom Koning	BECHTEL / CMI TRUCKING	CONTAINER	771	Ivanpah	Pass
03/12/13	Tom Koning	BECHTEL / DOUDELL TRUCKING	CONTAINER	53	Ivanpah	Pass
03/12/13	Elijah	BECHTEL / DUNCAN TRUCKING	MIRRORS	6414	Ivanpah	Pass
03/12/13	Tom Koning	BECHTEL / GARCIA TRUCKING	PYLONS	36	Ivanpah	Pass
03/12/13	Tom Koning	BECHTEL / STAGECOACH TRUCKING	TORQUE TUBES	011	Ivanpah	Pass
03/12/13	MIKE THOMAS	BECHTEL / T&T TRUCKING	CONTAINER		Ivanpah	Pass
03/13/13	KYLE CRANE	BECHTEL	TORQUE TUBES	013	Ivanpah	Pass
03/13/13	Elijah	BECHTEL	TUBE	120793	Ivanpah	Pass
03/13/13	KYLE CRANE	BECHTEL / CAI	MIRRORS	947	Ivanpah	Pass
03/13/13	KYLE CRANE	BECHTEL / DMI		750	Ivanpah	Pass
03/13/13	MIKE THOMAS	BECHTEL / DOUDELL TRUCKING	CONTAINER		Ivanpah	Pass
03/13/13	KYLE CRANE	BECHTEL / DOUDELL TRUCKING	MIRRORS	029	Ivanpah	Pass
03/13/13	KYLE CRANE	BECHTEL / DOUDELL TRUCKING	MIRRORS	028	Ivanpah	Pass
03/13/13	MIKE THOMAS	BECHTEL / DUNCAN TRUCKING	CONTAINER	6414	Ivanpah	Pass
03/13/13	Elijah	BECHTEL / KERR TRUCKING	TUBE	384	Ivanpah	Pass
03/13/13	Tom Koning	BECHTEL / MARQUEZ TRUCKING	CONTAINER	09	Ivanpah	Pass
03/14/13	KYLE CRANE	BECHTEL	WATER		Ivanpah	Pass
03/14/13	Tom Koning	BECHTEL / B&L TRUCKING	TORQUE TUBES	567	Ivanpah	Pass
03/14/13	Elijah	BECHTEL / DOUDELL TRUCKING	MIRRORS	53	Ivanpah	Pass
03/14/13	KYLE CRANE	BECHTEL / DOUDELL TRUCKING	MIRRORS	028	Ivanpah	Pass
03/14/13	Elijah	BECHTEL / DUNCAN TRUCKING	MIRRORS	6370	Ivanpah	Pass
03/14/13	Elijah	BECHTEL / DUNCAN TRUCKING	MIRRORS	6414	Ivanpah	Pass

03/14/13	KYLE CRANE	BECHTEL / FOX TRUCKING	MIRRORS	12	Ivanpah	Pass
03/14/13	Tom Koning	BECHTEL / MARQUEZ TRUCKING	CONTAINER	09	Ivanpah	Pass
03/14/13	KYLE CRANE	BECHTEL / MTS		18	Ivanpah	Pass
03/18/13	Tom Koning	BECHTEL / B&L TRUCKING	CONTAINER	567	Ivanpah	Pass
03/18/13	Elijah	BECHTEL / DOUDELL TRUCKING	MIRRORS	53	Ivanpah	Pass
03/18/13	Tom Koning	BECHTEL / LANDSTAR TRUCKING	SUPPORT ARMS	530735	Ivanpah	Pass
03/18/13	MIKE THOMAS	BECHTEL / T&T TRUCKING	CONTAINER		Ivanpah	Pass
03/18/13	Elijah	BECHTEL / TT TRUCKING	MIRRORS	028	Ivanpah	Pass
03/19/13	Tom Koning	BECHTEL / B&L TRUCKING	CONTAINER	567	Ivanpah	Pass
03/19/13	JAMES BUSH	BECHTEL / DOUDELL TRUCKING	MIRRORS	53	Ivanpah	Pass
03/19/13	Tom Koning	BECHTEL / LANDSTAR TRUCKING	PICK-UP	530735	Ivanpah	Pass
03/19/13	Tom Koning	BECHTEL / MARQUEZ TRUCKING	CONTAINER	05	Ivanpah	Pass
03/19/13	Tom Koning	BECHTEL / RIVERA TRUCKING	TORQUE TUBES	3	Ivanpah	Pass
03/19/13	Tom Koning	BECHTEL / TT TRUCKING	CONTAINER	028	Ivanpah	Pass
03/19/13	Tom Koning	BECHTEL / TT TRUCKING	CONTAINER	027	Ivanpah	Pass
03/20/13	KYLE CRANE	BECHTEL / DUNCAN TRUCKING	MIRRORS	6414	Ivanpah	Pass
03/20/13	Tom Koning	BECHTEL / F&F TRUCKING	SUPPORT ARMS	08	Ivanpah	Pass
03/20/13	KYLE CRANE	BECHTEL / KBO TRUCKING	TORQUE TUBES	12	Ivanpah	Pass
03/20/13	KYLE CRANE	BECHTEL / LAS VEGAS TRUCKING	SUPPORT ARMS	01	Ivanpah	Pass
03/20/13	Tom Koning	BECHTEL / MORCHAN TRUCKING	CONTAINER	247	Ivanpah	Pass
03/20/13	Tom Koning	BECHTEL / STAGECOACH	TUBE	005	Ivanpah	Pass
03/20/13	PANCHITTEA CRESPO	STARLITE	DUMPSTERS	479202	Ivanpah	Pass
03/21/13	KYLE CRANE	BECHTEL / ATS TRUCKING	PICKUP	82160	Ivanpah	Pass
03/21/13	KYLE CRANE	BECHTEL / BEL STEWART	TORQUE TUBES	567	Ivanpah	Pass
03/21/13	KYLE CRANE	BECHTEL / DOUDELL TRUCKING	MIRRORS	029	Ivanpah	Pass
03/21/13	Elijah	BECHTEL / DOUDELL TRUCKING	MIRRORS	80	Ivanpah	Pass
03/21/13	Elijah	BECHTEL / DUNCAN TRUCKING	MIRRORS	L334	Ivanpah	Pass
03/21/13	Elijah	BECHTEL / DUNCAN TRUCKING	MIRRORS	L421	Ivanpah	Pass
03/21/13	Elijah	BECHTEL / DUNCAN TRUCKING	MIRRORS	416	Ivanpah	Pass
03/21/13	Elijah	BECHTEL / DUNCAN TRUCKING	MIRRORS	6118	Ivanpah	Pass
03/21/13	KYLE CRANE	BECHTEL / GARDNER TRUCKING	WATER	5113	Ivanpah	Pass
03/21/13	Elijah	BECHTEL / SS EXPRESS	MIRRORS	13	Ivanpah	Pass
03/21/13	KYLE CRANE	BECHTEL / STAGECOACH	TORQUE TUBES	007	Ivanpah	Pass
03/21/13	KYLE CRANE		PICK-UP	414840	Ivanpah	Pass
03/22/13	KYLE CRANE	BECHTEL / GRUBB TRUCKING	TORQUE TUBES	1144	Ivanpah	Pass
03/24/13	Elijah	BECHTEL	TORQUE TUBES	001	Ivanpah	Pass
03/24/13	Elijah	GESTAMP SOLAR STEEL	TO HAB	1	Ivanpah	Pass
03/25/13	TOM	AJS	PICKUP	82425	Ivanpah	Pass
03/25/13	TOM	ATS TRUCKING	PICKUP	82232	Ivanpah	Pass
03/25/13	TOM	ATS TRUCKING	PIUCKUP	72592	Ivanpah	Pass
03/25/13	TOM	CHAVEZ TRUCKING	SUPPORT ARMS	72	Ivanpah	Pass
03/25/13	ED CAMP	DONNEL		28	Ivanpah	Pass
03/25/13	DAVID JAMES	DUNCAN &SONS LINES	TRACTOR TRAILER	6414	Ivanpah	Pass
03/25/13	Elijah	ESTRELLA	SA/IUP	0	Ivanpah	Pass
03/25/13	TOM	FOX TRUCKING	CONTAINER	KW27	Ivanpah	Pass
03/25/13	Elijah	GESTAMP SOLAR STEEL	SA/IUP	0	NONE	Pass
03/25/13	TOM	HTS TRUCKING	PICKUP	11266	Ivanpah	Pass
03/25/13	TOM	MANKE TRUCKING	NONE	45	Ivanpah	Pass
03/25/13	TOM	MANKE TRUCKING	NONE	49	Ivanpah	Pass
03/25/13	TOM	MDCD TRUCKING	SUPPORT ARMS	1	Ivanpah	Pass
03/25/13	TOM	MTS TRUCKING	NONE	123	Ivanpah	Pass
03/25/13	TOM	STAGECOACH EXPRESS / BECHTEL	TORQUE TUBES	7	Ivanpah	Pass
03/25/13	MIKE THOMAS	T&t TRUCKING	CONTAINER	029	Ivanpah	Pass
03/25/13	TOM	URBINA TRUCKING	CONTAINER	002	Ivanpah	Pass
03/26/13	TOM	ATS TRUCKING	PICKUP	82111	Ivanpah	Pass
03/26/13	TOM	ATS TRUCKING	PICKUP	82170	Ivanpah	Pass
03/26/13	TOM	ATS TRUCKING	PICKUP	72521	Ivanpah	Pass
03/26/13	TOM	ATS TRUCKING	PICKUP	72381	Ivanpah	Pass
03/26/13	TOM	ATS TRUCKING	PICKUP	82212	Ivanpah	Pass
03/26/13	TOM	HENDERSON	PICKUP	245	Ivanpah	Pass
03/26/13	TOM	STAGECOACH EXPRESS / BECHTEL	TORQUE TUBES	011	Ivanpah	Pass
03/26/13	MIKE THOMAS	T&T TRUCKING	CONTAINER	0	Ivanpah	Pass
03/26/13	MIKE THOMAS	T&T TRUCKING	CONTAINER	0	Ivanpah	Pass
03/27/13	JAMES	ATS	PICKUP	82283	Ivanpah	Pass
03/27/13	JAMES	ATS TRUCKIGN	PICKUP	81926	Ivanpah	Pass
03/27/13	JAMES	BECHTEL	MIRRORS	5	Ivanpah	Pass
03/27/13	KYLE CRANE	BECHTEL	TORQUE TUBES	2	Ivanpah	Pass
03/27/13	JAMES	BENNETT TRUCKING	PICKUP	208727	Ivanpah	Pass
03/27/13	TOM	BENNETT TRUCKING	PICKUP	209087	Ivanpah	Pass
03/27/13	TOM	COUNTRY TRUCKING	PICKUP	41185	Ivanpah	Pass
03/27/13	MIKE THOMAS	DUNCAN & SONS	CONTAINER	0	Ivanpah	Pass
03/27/13	JAMES JACOBSON	FOX TRUCKING	CONTAINER	KW27	Ivanpah	Pass
03/27/13	TOM	FOX TRUCKING	CONTAINER	CT 37	Ivanpah	Pass
03/27/13	TOM	FOX TRUCKING	CONTAINER	CT82	Ivanpah	Pass
03/27/13	TOM	FOX TRUCKING	CONTAINER	KW 27	Ivanpah	Pass
03/27/13	KYLE CRANE	GARCIA EXPRESS	TORQUE TUBES	2436	Ivanpah	Pass
03/27/13	JAMES	MERCHAN TRUCKING	CONTAINER	747	Ivanpah	Pass
03/27/13	Elijah	ROADMASTER	PIPES	50924	Ivanpah	Pass
03/27/13	MIKE THOMAS	T&t TRUCKING	CONT	29	Ivanpah	Pass
03/28/13	KYLE CRANE	B & L	TORQUE TUBES	557	Ivanpah	Pass
03/28/13	MIKE THOMAS	B& I STEWART	CONTAINER	567	Ivanpah	Pass
03/28/13	Tom	Bechtel/dowdell	mirrors	029	Ivanpah	Pass

03/28/13	TOM	BENNETT TRUCKING	PICKUP	6691	Ivanpah	Pass
03/28/13	Elijah	CONCORD EXPRESS	TT	2439	Ivanpah	Pass
03/28/13	KYLE CRANE	DOWDELL	MIRRORS	028	Ivanpah	Pass
03/28/13	KYLE CRANE	DUNCAN	miirrors	6418	Ivanpah	Pass
03/28/13	KYLE CRANE	DUNCN & SONS	MIRRORS	6414	Ivanpah	Pass
03/28/13	KYLE CRANE	DUNN & SONS	MIRRORS	6370	Ivanpah	Pass
03/28/13	TOM	FOX TRUCKING	CONTAINER	CT82	Ivanpah	Pass
03/28/13	TOM	GARDNER TRUCKING	WATER	31	Ivanpah	Pass
03/28/13	TOM	JOS TRUCKING	TUBE	7	Ivanpah	Pass
03/28/13	TOM	LANDSTAR	SUPPORT ARMS	530735	Ivanpah	Pass
03/28/13	KYLE CRANE	MARQEE TRUCKING	MIRRORS	05	Ivanpah	Pass
03/28/13	Elijah	SJ ASQUITH	SAYNO	21	Ivanpah	Pass
03/28/13	MIKE THOMAS	T&T TRUCKING	CONTAINER	28	Ivanpah	Pass
03/28/13	TOM	WILLY TRUCKING	POLE	14	Ivanpah	Pass
04/02/13	MIKE THOMAS	CASTILLO TRUCKING	CONTAINER	0	Ivanpah	Pass
04/02/13	ELIJAH	CASTILLO TRUCKING	MIRRORS	2270	Ivanpah	Pass
04/02/13	JAMES	DOUDELL	CONTAINER	80	Ivanpah	Pass
04/02/13	ELIJAH	DUNCAN	CONTAINER	6421	Ivanpah	Pass
04/02/13	MIKE THOMAS	DUNCAN AND SONS	CONTAINER	6418	Ivanpah	Pass
04/02/13	MIKE THOMAS	DUNCAN AND SONS	CONTAINER	28	Ivanpah	Pass
04/02/13	KYLE CRANE	DURQUEE	MIRRORS	7	Ivanpah	Pass
04/02/13	TOM	F&F TRUCKING	SUPPORT ARMS	83656	Ivanpah	Pass
04/02/13	TOM	FOX TRUCKING	CONTAINER	CT44	Ivanpah	Pass
04/02/13	ELIJAH	JROC TRUCKING	TT/IVP	7	Ivanpah	Pass
04/02/13	TOM	MARQUEZ TRUCKING	CONTAINER	3	Ivanpah	Pass
04/02/13	MIKE THOMAS	OLD DOMINION	CONTAINER	245327	Ivanpah	Pass
04/02/13	ELIJAH	ROADMASTER	DAVIP	50929	Ivanpah	Pass
04/02/13	MIKE THOMAS	T &T	CONTAINER	0	Ivanpah	Pass
04/02/13	ELIJAH	TT	CONTAINER	28	Ivanpah	Pass
04/03/13	ELIJAH	CASTILLO TRUCKING	MIRRORS	2270	Ivanpah	Pass
04/03/13	ELIJAH	D & L STEWARD	MIRRORS	569	Ivanpah	Pass
04/03/13	ELIJAH	DUNCAN	MIRRORS	6370	Ivanpah	Pass
04/03/13	ELIJAH	DUNCAN	MIRRORS	6414	Ivanpah	Pass
04/03/13	ELIJAH	T &T	MIRRORS	28	Ivanpah	Pass
04/03/13	ELIJAH	YELLOW	PALLETS	0	Ivanpah	Pass
04/04/13	KYLE CRANE	A AND I	MIRRORS	41	Ivanpah	Pass
04/04/13	KYLE CRANE	AFI-BECHTEL	MIRRORS	37	Ivanpah	Pass
04/04/13	KYLE CRANE	AGI	MIRRORS	42	Ivanpah	Pass
04/04/13	KYLE CRANE	ANDES SONS	PICKUP	102	Ivanpah	Pass
04/04/13	KYLE CRANE	BECHTEL	WATER	4954	Ivanpah	Pass
04/04/13	KYLE CRANE	DCG	TORQUE TUBES	808	Ivanpah	Pass
04/04/13	KYLE CRANE	DOWDELL		29	Ivanpah	Pass
04/04/13	JAMES	GARCIA EXPRESS		2412	Ivanpah	Pass
04/04/13	KYLE CRANE	MARQUEE	MIRRORS	7	Ivanpah	Pass
04/04/13	KYLE CRANE	SA SCRAP	PICKUP	6	Ivanpah	Pass
04/04/13	JAMES	STAGECOACH EXPRESS / BECHTEL	POLES	7	Ivanpah	Pass
04/09/13	TAWNIE POPE	AGGREGATE	PICKUP	58118	Ivanpah	Pass
04/09/13	JAMES	B AND L	POLES	571	Ivanpah	Pass
04/09/13	KYLE CRANE	CMI	MIRRORS	249	Ivanpah	Pass
04/09/13	MIKE THOMAS	CUMHA	TORQUE TUBES	0	Ivanpah	Pass
04/09/13	KYLE CRANE	CURTIS STEEL	DROP OFF		Ivanpah	Pass
04/09/13	ELIJAH	D AND L	ARMS	567	Ivanpah	Pass
04/09/13	JAMES	DOUDELL	CONTAINER	53	Ivanpah	Pass
04/09/13	KYLE CRANE	DOUDELL	MIRRORS	28	Ivanpah	Pass
04/09/13	KYLE CRANE	DUNACAN	MIRRORS	6424	Ivanpah	Pass
04/09/13	ELIJAH	DUNCAN	CONTAINER	6415	Ivanpah	Pass
04/09/13	JAMES	DUNCAN	CONTAINER	6419	Ivanpah	Pass
04/09/13	JAMES	DUNCAN	MIRRORS	6418	Ivanpah	Pass
04/09/13	KYLE CRANE	duncan	mirrors	6319	Ivanpah	Pass
04/09/13	KYLE CRANE	FOX TRUCKING	MIRRORS	0	Ivanpah	Pass
04/09/13	KYLE CRANE	FOX TRUCKING	MIRRORS	CT61	Ivanpah	Pass
04/09/13	JAMES JACOBSEN	JAND D	POLES	A711	Ivanpah	Pass
04/09/13	KYLE CRANE	JAVA	PALLETS	1490	Ivanpah	Pass
04/09/13	ELIJAH	KAND B	SUPPORT ARMS	14	Ivanpah	Pass
04/09/13	KYLE CRANE	LANDSTAR	PICKUP	55536+8	Ivanpah	Pass
04/09/13	KYLE CRANE	MARQUEE	MIRRORS	7	Ivanpah	Pass
04/09/13	KYLE CRANE	MARQUEE	MIRRORS	7	Ivanpah	Pass
04/09/13	MIKE THOMAS	OLD DOMINION	CONTAINER	2454327	Ivanpah	Pass
04/09/13	KYLE CRANE	RTO	PICKUP	137	Ivanpah	Pass
04/09/13	KYLE CRANE	SAIA BECHTEL	DROPOFFS	12539	Ivanpah	Pass
04/09/13	KYLE CRANE	STAGECOACH EXPRESS / BECHTEL	TORQUE TUBES	11	Ivanpah	Pass
04/09/13	JAMES	TT	CONTAINER	29	Ivanpah	Pass
04/09/13	JAMES	TT	CONTAINERS	28	Ivanpah	Pass
04/09/13	KYLE CRANE		MIRRORS	2270	Ivanpah	Pass
04/16/13	KYLE CRANE	B& I STEWART	TORQUE TUBES	571	Ivanpah	Pass
04/16/13	TAWNIE POPE	DOUDELL	TRITAN BOX	53	Ivanpah	Pass
04/16/13	KYLE CRANE	FOX TRUCKING	CONTAINER	CT82	Ivanpah	Pass
04/16/13	TAWNIE POPE	HURRICANE	PICKUP	72614	Ivanpah	Pass
04/16/13	TAWNIE POPE	MARCO SANTA ANN	PICKUP	44	Ivanpah	Pass
04/16/13	KYLE CRANE	MARQUEE	MIRRORS	7	Ivanpah	Pass
04/16/13	TAWNIE POPE	RYDER	INSULATION	461124	Ivanpah	Pass
04/16/13	KYLE CRANE	SARPER	PICKUP	9702	Ivanpah	Pass

04/16/13	KYLE CRANE		MIRRORS	257	Ivanpah	Pass
04/22/13	KYLE CRANE	ADMIRAL MERCHANTS	GODIERE	5711	Ivanpah	Pass
04/22/13	TAWNIE POPE	AGGREGATE	PU	358118	Ivanpah	Pass
04/22/13	TAWNIE POPE	ATS	PICKUP	72620	Ivanpah	Pass
04/22/13	KYLE CRANE	ATS	PICKUP CRANE PARTS	72596	Ivanpah	Pass
04/22/13	ELIJAH	B AND K	SUPPORT	567	Ivanpah	Pass
04/22/13	ELIJAHJ	CASTILLO TRUCKING	CONTAINER	2270	Ivanpah	Pass
04/22/13	KYLE CRANE	CENTRAL TRANS	CENTRAL TRANSQ	13613	Ivanpah	Pass
04/22/13	TAWNIE POPE	COOK	PU	8	Ivanpah	Pass
04/22/13	TAWNIE POPE	DUNCAN	MIRRORS	614114	Ivanpah	Pass
04/22/13	KYLE CRANE	FEDEX	PACKAGES	6700194	Ivanpah	Pass
04/22/13	ELIJAH	KS	SUPPORTS	14	Ivanpah	Pass
04/22/13	KYLE CRANE	MARQUUEE	MIRRORS	7	Ivanpah	Pass
04/22/13	KYLE CRANE	RICH ROSS	PROP	560784	Ivanpah	Pass
04/22/13	KYLE CRANE	ST GEORGE STEEL		230	Ivanpah	Pass
04/22/13	TAWNIE POPE	TT	MIRRORS	628	Ivanpah	Pass
04/22/13	TAWNIE POPE	WESTYS TRUCKING	PIPES	612	Ivanpah	Pass
04/23/13	TAWNIE POPE	AGGREGATE	PU	358118	Ivanpah	Pass
04/23/13	TAWNIW	CASTILLO TRUCKING	MIRRORS	2270	Ivanpah	Pass
04/23/13	TAWNIE POPE	CLI	PU	827	Ivanpah	Pass
04/23/13	KYLE CRANE	DOUDELL		53	Ivanpah	Pass
04/23/13	JAMES	DTG	POLES	3	Ivanpah	Pass
04/23/13	TAWNIE POPE	FEDEX	DO	1718154	Ivanpah	Pass
04/23/13	TAWNIE POPE	GATY	TORQUE TUBES	119	Ivanpah	Pass
04/23/13	KYLE CRANE	JRC	WAREHOUSE	110LAS	Ivanpah	Pass
04/23/13	TAWNIE POPE	LANDSTAR	PU	415098	Ivanpah	Pass
04/23/13	TAWNIE POPE	LANDSTAR	STEEL	552855	Ivanpah	Pass
04/23/13	TAWNIE POPE	MARQUEZ TRUCKING	MIRR	7	Ivanpah	Pass
04/23/13	TAWNIE POPE	TT	MIRRORS	28	Ivanpah	Pass
04/23/13	TAWNIE POPE	TT	MIRRORS	228	Ivanpah	Pass
04/24/13	TAWNIE POPE	BLUEBIRD	WATER	80	Ivanpah	Pass
04/24/13	MIKE THOMAS	CASTILLO TRUCKING	CONTAINER	2270	Ivanpah	Pass
04/24/13	MIKE THOMAS	CMI	CONTAINER	2491	Ivanpah	Pass
04/24/13	MIKE THOMAS	COOK	PUI CONTAINER	0	Ivanpah	Pass
04/24/13	TAWNIE POPE	D &D	STEEL	1	Ivanpah	Pass
04/24/13	KYLE CRANE	DUNCAN AND SONS	CONEX	6414	Ivanpah	Pass
04/24/13	KYLE CRANE	JASPAL	PU	9702	Ivanpah	Pass
04/24/13	TAWNIE POPE	LAS VEGAS WROUGHT IRON	IRON SLABS	51851	Ivanpah	Pass
04/24/13	KYLE CRANE	MARQUEE	MIRRORS	7	Ivanpah	Pass
04/24/13	TAWNIE POPE	SOUTHWEST MOBILE STORAGE	PU	31	Ivanpah	Pass
04/24/13	MIKE THOMAS	T&T TRUCKING	CONTAINER	0	Ivanpah	Pass
04/24/13	MIKE THOMAS	T&T TRUCKING	CONTAINER	0	Ivanpah	Pass
04/25/13	KYLE CRANE	CENTRAL TRNASPORT	7 SKIDS FILTER ELEMENTS	12615	Ivanpah	Pass
04/25/13	MIKE THOMAS	CMI TRUCKING	CONTAINER		Ivanpah	Pass
04/25/13	KYLE CRANE	COOK TRANSPORT	PU	8	Ivanpah	Pass
04/25/13	MIKE THOMAS	DOSS TRUCKING	FLATBED/MSC		Ivanpah	Pass
04/25/13	ELIJAH	DOUDELL	MIRRORS	29	Ivanpah	Pass
04/25/13	JAMES	ESTREPA TRANSPORTATION	POLES	3	Ivanpah	Pass
04/25/13	KYLE CRANE	GARDNER TRUCKING	WATER	4357	Ivanpah	Pass
04/25/13	MIKE THOMAS	LAS VEGAS WROUGHT IRON	METAL PLATES	0	Ivanpah	Pass
04/25/13	KYLE CRANE	MARQUEE	MIRRORS	7	Ivanpah	Pass
04/25/13	KYLE CRANE	NA	MIRRORS	9E44632	Ivanpah	Pass
04/25/13	KYLE CRANE	PACIFIC INSULATIONS	FARWEST DROP OFF	111	Ivanpah	Pass
04/25/13	KYLE CRANE	SA SCRAP		2	Ivanpah	Pass
04/25/13	MIKE THOMAS	SAIA BECHTEL	CONTAINER	0	Ivanpah	Pass
04/25/13	JAMES	SS	POLES	125	Ivanpah	Pass
04/25/13	ELIJAH	STAGECOACH EXPRESS / BECHTEL	TUBES	7	Ivanpah	Pass
04/26/13	JAMES	ANTHONY TRANSPORT	ARMS	11	Ivanpah	Pass
04/26/13	KYLE CRANE	COOK	PU	8	Ivanpah	Pass
04/26/13	MIKE THOMAS	DOUDELL	CONTAINER		Ivanpah	Pass
04/26/13	KYLE CRANE	DOUDELL	MIRRORS	29	Ivanpah	Pass
04/26/13	KYLE CRANE	DTS	SUPPORT ARMS	3	Ivanpah	Pass
04/26/13	KYLE CRANE	EMT	3YL-POOL-OFF	TK008	Ivanpah	Pass
04/26/13	MIKE THOMAS	LANDSTAR	PUI FLATBED		Ivanpah	Pass
04/26/13	KYLE CRANE	RICH DOSS	DO		Ivanpah	Pass
04/26/13	KYLE CRANE		PU	545671	Ivanpah	Pass
04/29/13	TAWNIE POPE	B&L STEWART	SUPPORT ARMS	357	Ivanpah	Pass
04/29/13	KYLE CRANE	CMI	MIRRORS	251	Ivanpah	Pass
04/29/13	JAMES	DARDELL	CONTAINER	53	Ivanpah	Pass
04/29/13	TAWNIE POPE	J&J TRANSPORT	POLES	2	Ivanpah	Pass
04/29/13	TAWNIE POPE	JM TRUCKING	TORQUE TUBES	77	Ivanpah	Pass
04/29/13	KYLE CRANE	LANDSTAR	SKIDS	550963	Ivanpah	Pass
04/29/13	JAMES	TT	CONTAINER	28	Ivanpah	Pass
04/29/13	JAMES	TT	CONTAINER	29	Ivanpah	Pass
04/29/13	TAWNIE POPE	WESTYS TRUCKING	PIPES	1101	Ivanpah	Pass
04/30/13	KYLE CRANE	COOK TRANSPORT	PU	8	Ivanpah	Pass
04/30/13	KYLE CRANE	DUNCAN	MIRROR	6414	Ivanpah	Pass
04/30/13	TAWNIE POPE	DUNCAN	TRITON BOX	6918	Ivanpah	Pass
04/30/13	TAWNIE POPE	DUNCAN	TRITON CONEX	6422	Ivanpah	Pass
04/30/13	JAMES	FEDEX	PU	6700194	Ivanpah	Pass
04/30/13	KYLE CRANE	MARQUE	MIRRORS	7	Ivanpah	Pass
04/30/13	KYLE CRANE	PANWEST	SUPPORT ARMS	11	Ivanpah	Pass

04/30/13	TAWNIE POPE	TRITON	unknown	28	Ivanpah	Pass
04/30/13	TAWNIE POPE	UPS	OFFICE SUPPLIES	973	Ivanpah	Pass
05/06/13	TAWNIE POPE	ADMIRAL MERCHANTS	ANGLE IRON	3944	Ivanpah	Pass
05/06/13	TAWNIE POPE	ATS	PICK UP	11249	Ivanpah	Pass
05/06/13	TAWNIE POPE	ATS	PICK UP CRANE	54094	Ivanpah	Pass
05/06/13	TAWNIE POPE	ATS	PICKUP CRANE PARTS	72584	Ivanpah	Pass
05/06/13	TAWNIE POPE	D AND M EXPRESS	DAMS BOXES	2	Ivanpah	Pass
05/06/13	TAWNIE POPE	FEDEX	DROPOFFS	RI2665	Ivanpah	Pass
05/06/13	TAWNIE POPE	FEDEX		2665	Ivanpah	Pass
05/06/13	TAWNIE POPE	LANDSTAR	PICK UP	54676	Ivanpah	Pass
05/06/13	TAWNIE POPE	MAC		41	Ivanpah	Pass
05/06/13	TAWNIE POPE	QUALITY TOWING	PICK UP	652	Ivanpah	Pass
05/06/13	KYLE CRANE	SAIA BECHTEL	DROPOFFS	NA	Ivanpah	Pass
05/06/13	TAWNIE POPE	STAGECOACH EXPRESS / BECHTEL	SUPPORT ARMS	13	Ivanpah	Pass
05/06/13	ALECH M	STAGECOACH EXPRESS / BECHTEL	TUBS	2677848	Ivanpah	Pass
05/06/13	TAWNIE POPE	UNITED RENTALS	PICK UP	899748	Ivanpah	Pass
05/06/13	TAWNIE POPE		PICK UP	182	Ivanpah	Pass
05/06/13	TAWNIE POPE		PICK UP	1632	Ivanpah	Pass
05/07/13	TAWNIE POPE	AGGREGATE	PICK UP CONTAINER	35818	Ivanpah	Pass
05/07/13	TAWNIE POPE	ATS	CRANE PICK UP	11085	Ivanpah	Pass
05/07/13	TAWNIE POPE	ATS	PICK UP	82237	Ivanpah	Pass
05/07/13	TAWNIE POPE	ATS	PICK UP	82410	Ivanpah	Pass
05/07/13	JAMES JACOBSON	ATS	PICK UP	82332	Ivanpah	Pass
05/07/13	JAMES JACOBSON	CENTRAL FREIGHT	DROP OFF	501452	Ivanpah	Pass
05/07/13	TAWNIE POPE	EMILY TRANS	PICK UP	1	Ivanpah	Pass
05/07/13	TAWNIE POPE	FEDEX	DROP OFF	RI220	Ivanpah	Pass
05/07/13	TAWNIE POPE	JAZPIER TRUCKING	CONTAINER	235045	Ivanpah	Pass
05/07/13	TAWNIE POPE	MCADAMS TRUCKING	PICK UP	414871	Ivanpah	Pass
05/07/13	JAMES JACOBSON	SMALLS EXPRESS	PICK UP	551998	Ivanpah	Pass
05/07/13	TAWNIE POPE	STAGECOACH EXPRESS / BECHTEL	SUPPORT ARMS	267848	Ivanpah	Pass
05/07/13	TAWNIE POPE	TNT	PICKUP	1632	Ivanpah	Pass
05/07/13	JAMES JACOBSON	UPS	DROP OFF	62785	Ivanpah	Pass
06/05/13	MIKE THOMAS	AVALOS TRUCKING	PU	0	Ivanpah	Pass
06/05/13	TAWNIE POPE	DOUDELL	MIRRORS	53	Ivanpah	Pass
06/05/13	KYLE CRANE	DOUDELL	MIRRORS	2270	Ivanpah	Pass
06/05/13	KYLE CRANE	FOX	PU	CT80	Ivanpah	Pass
06/05/13	KYLE CRANE	FOX	PU	25	Ivanpah	Pass
06/05/13	KYLE CRANE	M&M TRANS	SUPPORT ARMS	7	Ivanpah	Pass
06/05/13	KYLE CRANE	R&D	SUPPORT ARMS	1	Ivanpah	Pass
06/05/13	KYLE CRANE	S&S	CONTAINER	13	Ivanpah	Pass
06/05/13	MIKE THOMAS	TT TRUCKING	CONTAINER	0	Ivanpah	Pass
06/05/13	KYLE CRANE	UNKNOWN	PU	CA235045	Ivanpah	Pass
06/06/13	MIKE THOMAS	AVALOS	PU	CT44	Ivanpah	Pass
06/06/13	SHAWNE SHEARIN	CASTILLO TRUCKING	MIRRORS	2270	Ivanpah	Pass
06/06/13	SHAWNE SHEARIN	DOUDELL	MIRRORS	30	Ivanpah	Pass
06/06/13	KYLE CRANE	FOX	PU	CT12	Ivanpah	Pass
06/06/13	MIKE THOMAS	LAS VEGAS WROUGHT IRON	FLATBED	0	Ivanpah	Pass
06/06/13	MIKE THOMAS	PAC ANCHOR	CONTAINER	0	Ivanpah	Pass
06/06/13	KYLE CRANE	PAC ANCHOR	MIRRORS	14	Ivanpah	Pass
06/06/13	MIKE THOMAS	PPX	FLATBED	0	Ivanpah	Pass
06/06/13	MIKE THOMAS	S & S	CONTAINER	0	Ivanpah	Pass
06/06/13	KYLE CRANE	UNKNOWN	WATER	85	Ivanpah	Pass
06/06/13	KYLE CRANE	WESTYS	STEEL SPOOLS	550	Ivanpah	Pass
06/07/13	JAMES JACOBSEN	CASTILLO TRUCKING	CONTAINER	2270	Ivanpah	Pass
06/07/13	KYLE CRANE	DARDELL	MIRRORS	28	Ivanpah	Pass
06/07/13	KYLE CRANE	JAZPIER	PU	CA235045	Ivanpah	Pass
06/10/13	TAWNIE POPE	ADMIRAL MERCHANTS	PICKUP CONTAINER	124813	Ivanpah	Pass
06/10/13	JAMES JACOBSON	CASTILLO TRUCKING	CONTAINER	2270	Ivanpah	Pass
06/10/13	TAWNIE POPE	CHIEFTAIN	PICKUP	K49421	Ivanpah	Pass
06/10/13	TAWNIE POPE	KBO	POLES	14	Ivanpah	Pass
06/10/13	TAWNIE POPE	KRO	PICKUP	14	Ivanpah	Pass
06/10/13	KYLE CRANE	LANDSTAR	PICKUP	82132	Ivanpah	Pass
06/10/13	KYLE CRANE	LANDSTAR	PICKUP	417179	Ivanpah	Pass
06/10/13	TAWNIE POPE	S&S EXPRESS TRANS	BOX DROP	13	Ivanpah	Pass
06/10/13	TAWNIE POPE	SAIA BECHTEL		01419	Ivanpah	Pass
06/10/13	TAWNIE POPE	STAGECOACH	SUPPORT ARMS	605	Ivanpah	Pass
06/10/13	TAWNIE POPE	STAGECOACH EXPRESS / BECHTEL	POLES	014	Ivanpah	Pass
06/10/13	JAMES JACOBSON	TT TRUCKING	CONTAINER	028	Ivanpah	Pass
06/10/13	JAMES JACOBSON	TT TRUCKING	CONTAINER	030	Ivanpah	Pass
06/10/13	KYLE CRANE		PICKUP	72572	Ivanpah	Pass
06/10/13	KYLE CRANE		PICKUP	76799W	Ivanpah	Pass
06/11/13	TAWNIE POPE	AGGREGATE	PICKUP CONCRETE BLOCKS	247	Ivanpah	Pass
06/11/13	KYLE CRANE	GARCIA EXPRESS	TORQUE TUBES	2414	Ivanpah	Pass
06/11/13	TAWNIE POPE	JROC TRUCKING	SUPPORT ARMS	07	Ivanpah	Pass
06/11/13	TAWNIE POPE	LANDSTAR	MACHINERY	437982	Ivanpah	Pass
06/11/13	TAWNIE POPE	LANDSTAR	PICKUP	241572	Ivanpah	Pass
06/11/13	TAWNIE POPE	TT TRUCKING	MIRRORS	8	Ivanpah	Pass
06/11/13	TAWNIE POPE	TT TRUCKING	MIRRORS	030	Ivanpah	Pass
06/12/13	SHAWNE SHEARIN	ATS	FLATBED/MSC	72324	Ivanpah	Pass
06/12/13	MIKE THOMAS	ATS SPECIALIZED	FLATBED/MSC		Ivanpah	Pass
06/12/13	ELIJAH	CASTILLO/DOUDELL	MIRRORS	2270	Ivanpah	Pass
06/12/13	MIKE THOMAS	DELGADILLO TRUCKING	FLATBED/MSC		Ivanpah	Pass

06/12/13	SHAWNE SHEARIN	DOUDELL	MIRRORS	2270	Ivanpah	Pass
06/12/13	SHAWNE SHEARIN	DOUDELL	MIRRORS	029	Ivanpah	Pass
06/12/13	SHAWNE SHEARIN	DTS	TUBES	83	Ivanpah	Pass
06/12/13	SHAWNE SHEARIN	GMR TRANSPORTATION	FLATBED/MSC	1408	Ivanpah	Pass
06/12/13	SHAWNE SHEARIN	JAZPIER TRUCKING	FLATBED/MSC	9702	Ivanpah	Pass
06/12/13	SHAWNE SHEARIN	LANDSTAR	FLATBED/MSC	731325	Ivanpah	Pass
06/12/13	TAWNIE POPE	S&S	MIRRORS	13	Ivanpah	Pass
06/12/13	TAWNIE POPE	T&T TRUCKING	MIRRORS	028	Ivanpah	Pass
06/13/13	MIKE THOMAS	ARISTONDO TRANSPORT	SUPPORT ARMS		Ivanpah	Pass
06/13/13	KYLE CRANE	ATS	PICK UP	76090	Ivanpah	Pass
06/13/13	ELIJAH	DOUDELL	MIRRORS	028	Ivanpah	Pass
06/13/13	KYLE CRANE	DOUDELL	MIRRORS	2270	Ivanpah	Pass
06/13/13	KYLE CRANE	FAST TOWING	PICK UP	4852	Ivanpah	Pass
06/13/13	KYLE CRANE	STAGECOACH EXPRESS / BECHTEL	TORQUE TUBES	011	Ivanpah	Pass
06/13/13	MIKE THOMAS	T&T TRUCKING	CONTAINER	029	Ivanpah	Pass
06/14/13	KYLE CRANE	DOUDELL	MIRRORS	029	Ivanpah	Pass
06/14/13	KYLE CRANE	DOUDELL	MIRRORS	028	Ivanpah	Pass
06/14/13	KYLE CRANE	DOUDELL	MIRRORS	2270	Ivanpah	Pass
06/14/13	KYLE CRANE	S&S	MIRRORS	13	Ivanpah	Pass
06/14/13	KYLE CRANE	STAGECOACH EXPRESS / BECHTEL	TORQUE TUBES	011	Ivanpah	Pass
06/17/13	KYLE CRANE	ANDERSON TRUCKING	PICKUP	142	Ivanpah	Pass
06/17/13	JAMES JACOBSON	ATS	PICKUP	725R	Ivanpah	Pass
06/17/13	TAWNIE POPE	ATS	PICKUP	72111	Ivanpah	Pass
06/17/13	TAWNIE POPE	CASTILLO TRUCKING	PICKUP	2270	Ivanpah	Pass
06/17/13	TAWNIE POPE	COON	PICKUP	8	Ivanpah	Pass
06/17/13	KYLE CRANE	DOUDELL	MIRRORS	028	Ivanpah	Pass
06/17/13	KYLE CRANE	DOUDELL	MIRRORS	029	Ivanpah	Pass
06/17/13	TAWNIE POPE	JROC TRUCKING	TRAN	07	Ivanpah	Pass
06/17/13	TAWNIE POPE	KBO	POLES	14	Ivanpah	Pass
06/17/13	TAWNIE POPE	MACS DELIVERY SERVICE	DROP-OFF	195174	Ivanpah	Pass
06/17/13	TAWNIE POPE	OALAY	PICKUP	545671	Ivanpah	Pass
06/17/13	KYLE CRANE	STAGECOACH EXPRESS / BECHTEL	TORQUE TUBES	014	Ivanpah	Pass
06/17/13	TAWNIE POPE	WL COOPER	PICKUP	366	Ivanpah	Pass
06/17/13	KYLE CRANE	YELLOW	PALLETS		Ivanpah	Pass
06/18/13	TAWNIE POPE	ATS	PICKUP	82132	Ivanpah	Pass
06/18/13	KYLE CRANE	ATS	GANG BOXES	82318	Ivanpah	Pass
06/18/13	ELIJAH	DOUDELL	MIRRORS	80	Ivanpah	Pass
06/18/13	ELIJAH	DOUDELL	MIRRORS	029	Ivanpah	Pass
06/18/13	KYLE CRANE	DOUDELL	MIRRORS	2270	Ivanpah	Pass
06/18/13	TAWNIE POPE	GARDNER TRUCKING	WATER	2052	Ivanpah	Pass
06/18/13	KYLE CRANE	KBO	TORQUE TUBES	14	Ivanpah	Pass
06/18/13	TAWNIE POPE	LANDSTAR	PUMP	417179	Ivanpah	Pass
06/18/13	TAWNIE POPE	STAGECOACH EXPRESS / BECHTEL	DROP-OFF	011	Ivanpah	Pass
06/18/13	ELIJAH	TT TRUCKING	MIRRORS	028	Ivanpah	Pass
06/19/13	TAWNIE POPE	CASTILLO TRUCKING		2070	Ivanpah	Pass
06/19/13	TAWNIE POPE	DD TRUCKING	MIRRORS	028	Ivanpah	Pass
06/19/13	KYLE CRANE	KDMT	PICKUP	600/603	Ivanpah	Pass
06/19/13	MIKE THOMAS	R&DJ TRUCKING	FLATBED SUPPORT ARMS	02	Ivanpah	Pass
06/19/13	KYLE CRANE	RYCASA	PALLETS	2199	Ivanpah	Pass
06/19/13	MIKE THOMAS	SILVER EAGLE TRANS	FLATBED SUPPORT ARMS	020	Ivanpah	Pass
06/19/13	MIKE THOMAS	T & T TRUCKING	CONTAINER	029	Ivanpah	Pass
06/20/13	KYLE CRANE	ATS	PICKUP		Ivanpah	Pass
06/20/13	KYLE CRANE	DOUDELL	MIRRORS	2270	Ivanpah	Pass
06/20/13	KYLE CRANE	DOUDELL	MIRRORS	13	Ivanpah	Pass
06/20/13	MIKE THOMAS	DUNCAN & SONS	CONTAINER		Ivanpah	Pass
06/20/13	MIKE THOMAS	JAZPIER TRUCKING	FLATBED		Ivanpah	Pass
06/20/13	ALEX RYLEN	KBO	TORQUE TUBES		Ivanpah	Pass
06/20/13	KYLE CRANE	OLD DOMINION	PALLETS	2454327	Ivanpah	Pass
06/20/13	MIKE THOMAS	RODARTE TRUCKING	TORQUE TUBES	5	Ivanpah	Pass
06/20/13	MIKE THOMAS	TAHUAPA TRUCKING	FLATBED SUPPORT ARMS	121	Ivanpah	Pass
06/20/13	MIKE THOMAS		CONTAINER		Ivanpah	Pass
06/23/13	JASON DELP	JW TRUCKING	SUPPORT ARMS	106	Ivanpah	Pass
06/24/13	JAMES JACOBSEN	ATS	PU	11093	Ivanpah	Pass
06/24/13	DAVID CAIN	CASTILLO TRUCKING	MIRRORS	2270	Ivanpah	Pass
06/24/13	KYLE CRANE	DARDELL	MIRRORS	29	Ivanpah	Pass
06/24/13	KYLE CRANE	DUNCAN &SONS	MIRRORS	6570	Ivanpah	Pass
06/24/13	DAVID CAIN	S & S	MIRRORS	13	Ivanpah	Pass
06/24/13	KYLE CRANE	STAGECOACH	SUPPORT ARMS	14	Ivanpah	Pass
06/24/13	KYLE CRANE	STAGECOACH EXPRESS / BECHTEL	SUPPORT ARMS	014	Ivanpah	Pass
06/25/13	JAMES JACOBSEN	CASTILLO TRUCKING	CONTAINER	2270	Ivanpah	Pass
06/25/13	JAMES JACOBSEN	FEDEX	PU	6700194	Ivanpah	Pass
06/25/13	JASON DELP	GARDNER TRUCKING	WATER	4954	Ivanpah	Pass
06/25/13	SHAWNE SHEARIN	KBO	TUBES	14	Ivanpah	Pass
06/25/13	JAMES JACOBSEN	METAL SALES	METAL	61043	Ivanpah	Pass
06/25/13	JAMES JACOBSEN	RYDER	INSULATION	961124	Ivanpah	Pass
06/25/13	JAMES JACOBSEN	S&S	CONTAINER	13	Ivanpah	Pass
06/25/13	JAMES JACOBSEN	TT TRUCKING	CONTAINER	28	Ivanpah	Pass
06/26/13	ELIJAH	DOUDELL	MIRRORS	024	Ivanpah	Pass
06/26/13	ELIJAH	DOUDELL	MIRRORS	2270	Ivanpah	Pass
06/26/13	ALEX RYLEN	JW TRUCKING	TORQUE TUBES	0	Ivanpah	Pass
06/26/13	KYLE CRANE	LANDSTAR	PICKUP	05	Ivanpah	Pass
06/26/13	KYLE CRANE	LOT TRUCKING	PICKUP CONTAINER	0	Ivanpah	Pass

06/26/13	MIKE THOMAS	PAC ANCHOR	CONTAINER	42	Ivanpah	Pass
06/26/13	MIKE THOMAS	R & DJ TRUCKING	SUPPORT ARMS	001	Ivanpah	Pass
06/26/13	ELIJAH	TT TRUCKING	MIRRORS	028	Ivanpah	Pass
06/27/13	TAWNIE POPE	DUNCAN & SONS	MIRRORS	6313	Ivanpah	Pass
06/27/13	KYLE CRANE	STAGECOACH EXPRESS / BECHTEL	TORQUE TUBES	013	Ivanpah	Pass
07/01/13	TAWNIE POPE	ARISTONDO TRANSPORT	POLES/TORA TUBES	01	Ivanpah	Pass
07/01/13	TAWNIE POPE	ATS	PICK UP 40" CONTAINER	82930	Ivanpah	Pass
07/01/13	KYLE CRANE	ATS	TENTY	82230	Ivanpah	Pass
07/01/13	TAWNIE POPE	AT'S	PICKUP	19972	Ivanpah	Pass
07/01/13	KYLE CRANE	BRENNTAG		308744	Ivanpah	Pass
07/01/13	TAWNIE POPE	D.C. GARNS	10" CONTAINER CASHMEN	21	Ivanpah	Pass
07/01/13	JAMES JACOBSEN	DUNCAN & SON LINES	CONTAINER	6358	Ivanpah	Pass
07/01/13	TAWNIE POPE	ESTREYA TRANSPORT	TORA TUBES/POLES	03	Ivanpah	Pass
07/01/13	KYLE CRANE	KBO	SUPPORT ARMS	12	Ivanpah	Pass
07/01/13	TAWNIE POPE	KDMI	40 CONTAINER	600	Ivanpah	Pass
07/01/13	JAMIE PAGE	KRESS XPRESS	IVANPAH SUBSTATION PICKUP	1227	Ivanpah	Pass
07/01/13	TAWNIE POPE	R.DS	POLES	02	Ivanpah	Pass
07/01/13	JAMES JACOBSEN	RBF FREIGHT SERVICE	DROP OFF	1	Ivanpah	Pass
07/01/13	JAMIE PAGE	SRES	PICK UP USED OIL	17	Ivanpah	Pass
07/01/13	TAWNIE POPE	STAGE COACH	STEEL POLES	014	Ivanpah	Pass
07/01/13	JAMIE PAGE	T. MCGUANE	SUPPORT ARMS	311	Ivanpah	Pass
07/01/13	TAWNIE POPE	WADE	PICKUP	78	Ivanpah	Pass
07/01/13	KYLE CRANE	WERDCO BC INC.	PICKUP/MIKE GOODMAN	2012	Ivanpah	Pass
07/01/13	TAWNIE POPE	WERDCO BRINK	PICK UP	2012	Ivanpah	Pass
07/02/13	JAMIE PAGE	A-CECO	PICK UP A TRANSFORMER	14	Ivanpah	Pass
07/02/13	TAWNIE POPE	AIS	PICKUP	82456	Ivanpah	Pass
07/02/13	JAMIE PAGE	COOK TRANSPORT	PICK UP EMPTY CONTAINER	8	Ivanpah	Pass
07/02/13	JAMIE PAGE	GARCIA	TORQUE TUBES	01	Ivanpah	Pass
07/02/13	KYLE CRANE	PAC ANCHOR	CONTAINER	42	Ivanpah	Pass
07/02/13	JAMIE PAGE	PAC ANCHOR		14	Ivanpah	Pass
07/02/13	KYLE CRANE	PARKS EQ LLC/WERDCO/BC	PICKUP	977	Ivanpah	Pass
07/02/13	JAMES JACOBSEN	TT TRUCKING	CONTAINER	028	Ivanpah	Pass
07/02/13	TAWNIE POPE	UNITED RENTALS	PICKUP	899748	Ivanpah	Pass
07/02/13	JAMIE PAGE	XPRESS XPRESS	PICKUP FOR COMRADE	1226	Ivanpah	Pass
07/02/13	TAWNIE POPE	YELLOW	REEL OF WIRE	24078	Ivanpah	Pass
07/03/13	MIKE THOMAS	ANCHOR	CONTAINER		Ivanpah	Pass
07/03/13	KYLE CRANE	FEDEX	PICK UP	6700122	Ivanpah	Pass
07/03/13	KYLE CRANE	MICHELLE TRANS	BOXES	01	Ivanpah	Pass
07/03/13	MIKE THOMAS	PAC-ANCHOR	CONTAINER		Ivanpah	Pass
07/03/13	MIKE THOMAS	PAC-ANCHOR	CONTAINER		Ivanpah	Pass
07/03/13	MIKE THOMAS	PARKS	PU/FLATBED	977	Ivanpah	Pass
07/03/13	MIKE THOMAS	R&DJ TRUCKING	TORQUE TUBES	02	Ivanpah	Pass
07/04/13	DEL P	SIEMENS	SIEMENS	3000R	Ivanpah	Pass
07/08/13	TAWNIE POPE	ATS	PICK UP TIN PIECES	82328	Ivanpah	Pass
07/08/13	TAWNIE POPE	BENNETT	PICK UP A F650	209005	Ivanpah	Pass
07/08/13	TAWNIE POPE	BENNETT	PICK UP TRAILORS	6907	Ivanpah	Pass
07/08/13	TAWNIE POPE	CALCAT	PICK UP MISC SCRAP	11	Ivanpah	Pass
07/08/13	TAWNIE POPE	DOSS	STEAL PRODUCTS	134	Ivanpah	Pass
07/08/13	KYLE CRANE	HERTZ	PICK UP FOR RENTAL	2LH-653	Ivanpah	Pass
07/08/13	TAWNIE POPE	HERTZ	PICK-UP BOOM		Ivanpah	Pass
07/08/13	KYLE CRANE	JBE	PICK-UP CONTAINER	100	Ivanpah	Pass
07/08/13	TAWNIE POPE	JW TASER GLENDALE	SUPPORT ARMS	106	Ivanpah	Pass
07/08/13	TAWNIE POPE	MA TRANSPORTATION	TORQUE TUBES	01	Ivanpah	Pass
07/08/13	TAWNIE POPE	MACS DELIVERY SERVICE	MISC. BOLTS & SCREWS	297327	Ivanpah	Pass
07/08/13	TAWNIE POPE	PARKS	MIKE GOODMAN PICK UP	977	Ivanpah	Pass
07/08/13	KYLE CRANE	STAGECOACH	TORQUE TUBES	013	Ivanpah	Pass
07/08/13	JAMES JACOBSEN	SUN BELTS	PICKUP	909	Ivanpah	Pass
07/09/13	DELP	ANGUIANO DBA LEAD TRUCKING	PICK-UP	1971	Ivanpah	Pass
07/09/13	KYLE CRANE	BENNETT	PICK-UP LARRY BIGGERS	206693	Ivanpah	Pass
07/09/13	KYLE CRANE	GARDNER TRUCKING	WATER	4954	Ivanpah	Pass
07/09/13	KYLE CRANE	PARKS	PICKUP/MIKE GOODMAN	977	Ivanpah	Pass
07/09/13	JAMES JACOBSON	PARKS EQUIPMENT	PICK-UP	977	Ivanpah	Pass
07/09/13	DELP	R&DJ TRUCKING	TORQUE TUBES	02	Ivanpah	Pass
07/09/13	JAMES JACOBSON	T.T. TRANSPORTATION	PICK-UP	12	Ivanpah	Pass
07/09/13	JAMES JACOBSON	TOTAL EQUIPMENT RENTAL	PICK-UP	878315	Ivanpah	Pass
07/09/13	JAMES JACOBSON	WALKER TOWING	PICK-UP	702	Ivanpah	Pass
07/09/13	DELP	WALKER TOWING	PICK-UP	701	Ivanpah	Pass
07/09/13	DELP	WALKER TOWING	PICK-UP	702	Ivanpah	Pass
07/10/13	KYLE CRANE	FOX	CONTAINER	KW23	Ivanpah	Pass
07/10/13	KYLE CRANE	FOX	CONTAINER	CT-12	Ivanpah	Pass
07/10/13	MIKE THOMAS	FOX	CONTAINER	KW33	Ivanpah	Pass
07/10/13	MIKE THOMAS	JW TASER GLENDALE	TORQUE TUBES		Ivanpah	Pass
07/10/13	KYLE CRANE	MACS DELIVERY SERVICE	PALLETS	52012	Ivanpah	Pass
07/10/13	MIKE THOMAS	MOBIL MINI	PICK UP FLATBED		Ivanpah	Pass
07/10/13	KYLE CRANE	PARKS	PICKUP MIKE GOODMAN	977	Ivanpah	Pass
07/11/13	MIKE THOMAS	BEHNE INC.	FLATBED PICK-UP	29-083	Ivanpah	Pass
07/11/13	MIKE THOMAS	GREATWIDE	FLATBED PICK-UP (2) MCCORMICK TRA	868001	Ivanpah	Pass
07/11/13	KYLE CRANE	LANDSTAR/M&N TRUCKING	PICK-UP CONTAINER	05	Ivanpah	Pass
07/11/13	KYLE CRANE	PARKS	PICK UP/ MIKE GOODMAN	977	Ivanpah	Pass
07/11/13	MIKE THOMAS	SUNSTATE EQUIPMENT	FLATBED DROP-OFF / TRACTOR/SHOVEL		Ivanpah	Pass
07/12/13	SHAWNE SHEARIN	SIEMENS	WATER FILTERS	550022	Ivanpah	Pass
07/15/13	KYLE CRANE	ALLAES	SCAFOLD	0537X	Ivanpah	Pass

07/15/13	DAVID CAIN	BLUE BIRD	WATER FILTERS	R102	Ivanpah	Pass
07/15/13	DAVID CAIN	DCG TRUCKING	SCAFOLD	800	Ivanpah	Pass
07/15/13	DAVID CAIN	JM MCGUANE	SUPPORT ARMS	311	Ivanpah	Pass
07/15/13	DAVID CAIN	JW TASOR	TUBES		Ivanpah	Pass
07/15/13	DAVID CAIN	M&N	P/U	05	Ivanpah	Pass
07/15/13	DAVID CAIN	OLD DOMINION	P/U	2753250	Ivanpah	Pass
07/15/13	JAMES JACOBSON	PUMP RENTALS	DROP-OFF	1022	Ivanpah	Pass
07/15/13	DAVID CAIN	R&DJ TRUCKING	TORQUE TUBES	02	Ivanpah	Pass
07/15/13	KYLE CRANE	R&DJ TRUCKING	TORQUE TUBES	001	Ivanpah	Pass
07/15/13	JAMES JACOBSON	ROADWAY EXPRESS	PICK-UP	21691	Ivanpah	Pass
07/15/13	DAVID CAIN	SAIA BECHTEL	PAINT	06758	Ivanpah	Pass
07/16/13	DAVID CAIN	ATS	P/U	82449	Ivanpah	Pass
07/16/13	KYLE CRANE	PARKS/MIKE GOODMAN	PICK-UP	977	Ivanpah	Pass
07/16/13	DAVID CAIN	UPS	P/U	62785	Ivanpah	Pass
07/17/13	MIKE THOMAS	BURNINGHAM TRUCKING	FLATBED		Ivanpah	Pass
07/17/13	MIKE THOMAS	COOK TRANSPORT	FLATBED - PU		Ivanpah	Pass
07/17/13	KYLE CRANE	JAZPIER TRUCKING	PICK-UP CONTAINER	9702	Ivanpah	Pass
07/17/13	MIKE THOMAS	JW TASOR	TORQUE TUBES		Ivanpah	Pass
07/17/13	DAVID CAIN	RLC	P/U	18622	Ivanpah	Pass
07/17/13	MIKE THOMAS	ROYALTY	FLATBED - PU		Ivanpah	Pass
07/17/13	KYLE CRANE	STAGECOACH EXPRESS / BECHTEL	TORQUE TUBES	005	Ivanpah	Pass
07/18/13	MIKE THOMAS	AQUINO TRUCKING			Ivanpah	Pass
07/18/13	KYLE CRANE	ES TRANSPORTATION	PICK-UP cONTAINER	488	Ivanpah	Pass
07/18/13	KYLE CRANE	LANDSTAR	PICK-UP CONTAINER	555868	Ivanpah	Pass
07/18/13	KYLE CRANE	M&N	PICK-UP CONTAINER	05	Ivanpah	Pass
07/18/13	MIKE THOMAS	MOBILE MINI	PICK-UP FLATBED		Ivanpah	Pass
07/18/13	MIKE THOMAS	R&DJ TRUCKING	TORQUE TUBES		Ivanpah	Pass
07/18/13	KYLE CRANE	SAIA BECHTEL	PPE	06529	Ivanpah	Pass
07/22/13	MIKE THOMAS	BRENNTAG	AMMONIUM HYDROXIDE		Ivanpah	Pass
07/22/13	KYLE CRANE	COOK TRANSPORT	P/U CONTAINER	08	Ivanpah	Pass
07/22/13	MIKE THOMAS	ERICKS TRANSPORT	TORQUE TUBES		Ivanpah	Pass
07/22/13	MIKE THOMAS	F. ALVAREZ	FLATBED		Ivanpah	Pass
07/22/13	MIKE THOMAS	F. ALVAREZ	TORQUE TUBES		Ivanpah	Pass
07/22/13	KYLE CRANE	FEDEX	PALLETS / BUBBLE WRAP	1718154	Ivanpah	Pass
07/22/13	MIKE THOMAS	HCI HUSA COMMERCE			Ivanpah	Pass
07/22/13	KYLE CRANE	JAZPIER TRUCKING	P/U CONTAINER	9702	Ivanpah	Pass
07/22/13	KYLE CRANE	M&N TRUCKING	P/U CONTAINER	05	Ivanpah	Pass
07/22/13	JAMES JACOBSON	PAREDES TRUCKING	PICK-UP	26	Ivanpah	Pass
07/22/13	JAMES JACOBSON	YRC FREIGHT	DROP-OFF	61417	Ivanpah	Pass
07/23/13	JAMES JACOBSON	ASTI TRANSPORTATION	PICK-UP	67	Ivanpah	Pass
07/23/13	KYLE CRANE	F. RIVERA	TORQUE TUBES	3	Ivanpah	Pass
07/23/13	JAMES JACOBSON	FED EX	DROP-OFF	6700122	Ivanpah	Pass
07/23/13	JAMES JACOBSON	GOOLSLEY TRUCKING	DROP-OFF	G-06	Ivanpah	Pass
07/23/13	JAMES JACOBSON	LIBERTY LOGISTICS	P/U	484328	Ivanpah	Pass
07/23/13	KYLE CRANE	PAC	CONTAINER	111	Ivanpah	Pass
07/23/13	KYLE CRANE	PAC ANCHOR	CONTAINER	114	Ivanpah	Pass
07/23/13	GEORGE R.	PAC ANCHOR	CONTAINER	89	Ivanpah	Pass
07/23/13	JAMES JACOBSON	PACKARD TRANSPORT	PICK-UP	4635	Ivanpah	Pass
07/24/13	MIKE THOMAS	BENNETT MOTOR EXPRESS	FLATBED/P/U CONTAINER AND TRACTOR		Ivanpah	Pass
07/24/13	KYLE CRANE	JAZPIER TRUCKING	PICK UP CONTAINER	9702	Ivanpah	Pass
07/24/13	MIKE THOMAS	M&N TRUCKING	P/U CONTAINER		Ivanpah	Pass
07/24/13	MIKE THOMAS	MA TRANSPORTATION	TORQUE TUBES		Ivanpah	Pass
07/24/13	MIKE THOMAS	R&DJ TRUCKING	FLATBED-SUPPORT ARMS		Ivanpah	Pass
07/24/13	MIKE THOMAS	WESTERN HIWAYS	FLATBED / PICK-UP		Ivanpah	Pass
07/25/13	KYLE CRANE	FED-EX	DROP-OFF	R12667	Ivanpah	Pass
07/25/13	KYLE CRANE	LANDSTAR		1035	Ivanpah	Pass
07/25/13	KYLE CRANE	PAC ANCHOR	CONTAINER	111	Ivanpah	Pass
07/25/13	MIKE THOMAS	PPX TRUCKING	FLATBED / PICK UP CONTAINERS		Ivanpah	Pass
07/29/13	TAWNIE POPE	ANTHONY TRANSPORT	TORQUE TUBES	11	Ivanpah	Pass
07/29/13	TAWNIE POPE	ATLANTIC AND PACIFIC	PICK-UP CRANE PARTS	196	Ivanpah	Pass
07/29/13	TAWNIE POPE	COOK TRANSPORT	PICK UP EMPTY CONTAINER	08	Ivanpah	Pass
07/29/13	TAWNIE POPE	INDEPENDENT	PICK-UP CONTAINER	12	Ivanpah	Pass
07/29/13	TAWNIE POPE	LANDSTAR	PICK-UP CONTAINERS	414316	Ivanpah	Pass
07/29/13	JAMES JACOBSON	LANDSTAR INC.	PICK-UP CONTAINERS	417179	Ivanpah	Pass
07/29/13	KYLE CRANE	M&N	PICK-UP CONTAINERS	05	Ivanpah	Pass
07/29/13	KYLE CRANE	MACS DELIVERY SERVICE	PALLETS	41	Ivanpah	Pass
07/29/13	TAWNIE POPE	MAPAC AMERICA	STEEL SUPPLIES	MAP 01	Ivanpah	Pass
07/29/13	TAWNIE POPE	SANTACRUZ TRANSPORT	TORQUE TUBE	01	Ivanpah	Pass
07/29/13	TAWNIE POPE		PICK UP EMPTY CONTAINER	555558	Ivanpah	Pass
07/30/13	JAMES JACOBSON	BRENNTAG	DROP OFF	308744	Ivanpah	Pass
07/30/13	JAMES JACOBSON	FED -EX	PICK-UP	8700194	Ivanpah	Pass
07/30/13	TAWNIE POPE	LANDSTAR	PICK UP EMPTY CONTAINER	414316	Ivanpah	Pass
07/30/13	JAMES JACOBSON	M&N TRUCKING	PICK UP CONTAINER	05	Ivanpah	Pass
07/30/13	JAMES JACOBSON	MARTINEZ TRUCKING	PICK UP CONTAINER	05	Ivanpah	Pass
07/30/13	JAMES BUSH	PPX TRUCKING	CONTAINER	501	Ivanpah	Pass
07/30/13	JAMES BUSH	RDO RENTS	TRACTOR	80	Ivanpah	Pass
07/30/13	JAMES JACOBSON	SANTA BEULUERA	PICK UP	2020	Ivanpah	Pass
07/30/13	JAMES JACOBSON	UPS	DROP OFF	10478	Ivanpah	Pass
07/31/13	KYLE CRANE	JEZPIER	PICK-UP	9702	Ivanpah	Pass
07/31/13	KYLE CRANE	LANDSTAR	PICK-UP	414316	Ivanpah	Pass
07/31/13	KYLE CRANE	M&N	PICK-UP	05	Ivanpah	Pass
07/31/13	MIKE THOMAS	MOBILE MINI	FLATBED		Ivanpah	Pass

07/31/13	KYLE CRANE	SUNSET	DROP OFF WATER TRUCK/PICK UP BACI	Driver - Michael Colt	Ivanpah	Pass
08/01/13	KYLE CRANE	GRACCIANO -E- SONS T	PICK UP CONTAINER	02 / Lic VP59814	Ivanpah	Pass
08/01/13	MIKE THOMAS	LANDSTAR	P/U FLATBED		Ivanpah	Pass
08/01/13	MIKE THOMAS	SMALLS EXPRESS	P/U FLATBED		Ivanpah	Pass
08/01/13	KYLE CRANE	UPS	DROP OFF	18955	Ivanpah	Pass
08/05/13	GEORGE R.	COOK TRANSPORT	FLATBED TO PICK UP CONTAINER	8	Ivanpah	Pass
08/05/13	JAMES JACOBSON	MOBILE MINI	PICK-UP	MT604	Ivanpah	Pass
08/06/13	KYLE CRANE	AGGREGATE	PICK UP LOADER	14-0197	Ivanpah	Pass
08/06/13	KYLE CRANE	COOK TRANSPORT	PICK-UP	8	Ivanpah	Pass
08/06/13	GEORGE R.	JAZPIER TRUCKING	FLATBED TO PICK-UP CONTAINER	9702	Ivanpah	Pass
08/06/13	GEORGE R.	PAC ANCHOR	CONTAINER	36	Ivanpah	Pass
08/06/13	GEORGE R.	PAC ANCHOR	CONTAINER	111	Ivanpah	Pass
08/06/13	JAMES JACOBSON	RYDER	INSTALLATION	461124	Ivanpah	Pass
08/06/13	JAMES JACOBSON	WESTERN PRIDE	PICK-UP	66	Ivanpah	Pass
08/06/13	JAMES JACOBSON	WESTERN PRIDE	PICK-UP CONTAINER	77	Ivanpah	Pass
08/06/13	JAMES JACOBSON	WINTON	PICK-UP	554461	Ivanpah	Pass
08/07/13	KYLE CRANE	CENTRAL FREIGHT	DROP OFF	0501452	Ivanpah	Pass
08/07/13	MIKE THOMAS	CHYSWAY TRANSPORT	PU CONTAINERS		Ivanpah	Pass
08/07/13	MIKE THOMAS	LANDSTAR TRUCKING	FLATBED - P/U CONTAINTERS		Ivanpah	Pass
08/07/13	KYLE CRANE	MARS DELIVERY SERIVES	PICK-UP		Ivanpah	Pass
08/07/13	MIKE THOMAS	MORALES TRANS	LUMBER	06	Ivanpah	Pass
08/08/13	KYLE CRANE	FED-ED	DROP OFF	R12538	Ivanpah	Pass
08/08/13	KYLE CRANE	JAZPIER TRUCKING	PICK-UP	9702	Ivanpah	Pass
08/08/13	KYLE CRANE	LAND AIR EXPRESS	DROP OFF		Ivanpah	Pass
08/08/13	MIKE THOMAS	LANDSTAR	FLATBED - P/U CONTAINERS		Ivanpah	Pass
08/08/13	MIKE THOMAS	PPX TRUCKING		501	Ivanpah	Pass
08/08/13	KYLE CRANE	SAIA BECHTEL	DROP OFF	12738	Ivanpah	Pass
08/12/13	DAVID CAIN	BRADLEY	P/U	12	Ivanpah	Pass
08/12/13	DAVID CAIN	BRADLEY	P/U CONTAINERS	1144	Ivanpah	Pass
08/12/13	JAMES JACOBSON	DOUBLE BARREL	PICK-UP	602	Ivanpah	Pass
08/12/13	JAMES JACOBSON	FED - EX	PCIK UP	R12015	Ivanpah	Pass
08/12/13	KYLE CRANE	FED-EX FREIGHT	DROP-OFF	R12665	Ivanpah	Pass
08/12/13	DAVID CAIN	JAZPIER	P/U CONTAINERS	9702	Ivanpah	Pass
08/12/13	JAMES JACOBSON	LA QUALITY	DROP-OFF	101	Ivanpah	Pass
08/12/13	DAVID CAIN	LANDSTAR	CRATES		Ivanpah	Pass
08/12/13	DAVID CAIN	LANDSTAR	P/U CONTAINERS	438592	Ivanpah	Pass
08/12/13	KYLE CRANE	M&N / LANDSTAR	PICK-UP	05	Ivanpah	Pass
08/12/13	DAVID CAIN	MACS DELIVERY SERVICE	PALLET COCKING	300	Ivanpah	Pass
08/12/13	DAVID CAIN	MICHELLE TRANSPORTS	P/U PALLETS	01	Ivanpah	Pass
08/12/13	DAVID CAIN	PPX TRUCKING	P/U CONTAINERS	589317	Ivanpah	Pass
08/12/13	JAMES JACOBSON	QUALITY TOWING	DROP-OFF	650	Ivanpah	Pass
08/12/13	KYLE CRANE	YELLOW TRANSPORTATION	DROP-OFF	530671/24078	Ivanpah	Pass
08/13/13	DAVID CAIN	ATLAS SUN	P/U CONTAINERS	8235	Ivanpah	Pass
08/13/13	JAMES JACOBSON	BRENNTAG	DROP OFF	308744	Ivanpah	Pass
08/13/13	KYLE CRANE	FED EX	DROP OFF	R12665	Ivanpah	Pass
08/13/13	DAVID CAIN	LA QUALITY	P/U CONTAINER	101	Ivanpah	Pass
08/13/13	JAMES JACOBSON	LANDSTAR	PICK-UP	414316	Ivanpah	Pass
08/13/13	KYLE CRANE	LANDSTAR / E&M	PICK-UP	05	Ivanpah	Pass
08/13/13	DAVID CAIN	MARCO	P/U CRANES	31	Ivanpah	Pass
08/13/13	DAVID CAIN	UPS	DELIVERY	62785	Ivanpah	Pass
08/13/13	DAVID CAIN	WILLIAMS SCOTMAN	P/U CONTAINER	575000	Ivanpah	Pass
08/14/13	KYLE CRANE	WHIRLWIND TRANS	PICK UP / LARRY BIGGERS	RP9L69	Ivanpah	Pass
08/14/13	MIKE THOMAS	YELLOW TRANSPORTATION	CONTAINER		Ivanpah	Pass
08/15/13	KYLE CRANE	FED EX FREIGHT	DROP OFF	R12665	Ivanpah	Pass
08/15/13	MIKE THOMAS	LANDSTAR	FLATBED-PU CONTAINERS		Ivanpah	Pass
08/15/13	KYLE CRANE	LANDSTAR	PICK UP	05	Ivanpah	Pass
08/15/13	MIKE THOMAS	OLD DOMINION	Container		Ivanpah	Pass
08/15/13	KYLE CRANE	PAC ANCHOR	CANTAINER	36	Ivanpah	Pass
08/15/13	KYLE CRANE	TTSI	PICK UP CONTAINER	MDM001	Ivanpah	Pass
08/19/13	JAMES JACOBSON	DISCOUNT DUMPSTERS	PICK UP	217	Ivanpah	Pass
08/19/13	PANCHITTEA CRESPO	FED-EX	DROP OFF	6700194	Ivanpah	Pass
08/19/13	JAMES JACOBSON	LANDSTAR	PICK UP	552138	Ivanpah	Pass
08/19/13	KYLE CRANE	R&DJ TRUCKING		02/00	Ivanpah	Pass
08/19/13	JAMES JACOBSON	SIEMENS	DROP OFF	D8	Ivanpah	Pass
08/20/13	PANCHITTEA CRESPO	JAZPIER TRUCKING	PICK UP	9702	Ivanpah	Pass
08/20/13	PANCHITTEA CRESPO	LANDSTAR	PICK UP	557087	Ivanpah	Pass
08/20/13	KYLE CRANE	LANDSTAR		05	Ivanpah	Pass
08/20/13	KYLE CRANE	UPS	DROP OFF	10-1173	Ivanpah	Pass
08/21/13	KYLE CRANE	FED-EX FREIGHT	SKID	6700183	Ivanpah	Pass
08/21/13	KYLE CRANE	LANDSTAR	PICK UP TRAILER	26967	Ivanpah	Pass
08/21/13	KYLE CRANE	LANDSTAR	PICK UP TRAILER	55298	Ivanpah	Pass
08/21/13	MIKE THOMAS	LANDSTAR	PU CONTAINERS		Ivanpah	Pass
08/22/13	MIKE THOMAS	ESTREYA TRANSPORT			Ivanpah	Pass
08/22/13	MIKE THOMAS	FED-EX FREIGHT	CONTAINER		Ivanpah	Pass
08/22/13	MIKE THOMAS	HEREDIA TRUCKING		H6	Ivanpah	Pass
08/22/13	MIKE THOMAS	LANDSTAR	FLATBED		Ivanpah	Pass
08/22/13	KYLE CRANE	LANDSTAR	PICK UP TRACTOR	732390	Ivanpah	Pass
08/24/13	JAMES JACOBSON	SIEMENS	DROP OFF	D8	Ivanpah	Pass
08/26/13	DAVID CAIN	BEAR MOUNTAIN	CRANE PICK UP	1	Ivanpah	Pass
08/26/13	DAVID CAIN	COMBINED TRANSPORT	WATER TRUCK PICK UP	2632	Ivanpah	Pass
08/26/13	DAVID CAIN	COSTCO	PICK UP	2	Ivanpah	Pass
08/26/13	JAMES JACOBSON	FED EX	PICK UP	401587	Ivanpah	Pass

08/26/13	JAMES JACOBSON	FED EX	DROP OFF	6200279	Ivanpah	Pass
08/26/13	JAMES JACOBSON	LANDSTAR	PICK UP	915647	Ivanpah	Pass
08/26/13	DAVID CAIN	MM EXPRESS	BOILER TUBE	1	Ivanpah	Pass
08/26/13	JAMES JACOBSON	WALKER TOWING	PICK UP	702	Ivanpah	Pass
08/26/13	DAVID CAIN		DROP OFF	111	Ivanpah	Pass
08/27/13	JAMES JACOBSON	ARIAS SONS	PICK UP	672	Ivanpah	Pass
08/27/13	JAMES JACOBSON	COOK TRANSPORT	PICK UP	8	Ivanpah	Pass
08/27/13	PANCHITTEA CRESPO	EQUIPMENT SERVICES	Drop Off	171507	Ivanpah	Pass
08/27/13	JAMES JACOBSON	FED EX	DROP OFF	6700183	Ivanpah	Pass
08/27/13	JAMES JACOBSON	FOX	DROP OFF	12	Ivanpah	Pass
08/27/13	JAMES JACOBSON	GRIECRA	PICK UP	12	Ivanpah	Pass
08/27/13	JAMES JACOBSON	LANDSTAR	PICK UP	29279	Ivanpah	Pass
08/27/13	JAMES JACOBSON	REYNOLDS LOGISTICS	DROP OFF	606311	Ivanpah	Pass
08/27/13	JAMES JACOBSON	SAIA BECHTEL	DROP OFF	12738	Ivanpah	Pass
08/27/13	KYLE CRANE	TWO BROTHERS	PICK UP		Ivanpah	Pass
08/28/13	KYLE CRANE	ALL FREIGHT	PALLETS	2	Ivanpah	Pass
08/28/13	KYLE CRANE	COOK TRANSPORT	PICK UP	8	Ivanpah	Pass
08/28/13	MIKE THOMAS	EWING BROTHERS	PU CONTAINERS		Ivanpah	Pass
08/28/13	KYLE CRANE	JAZPIER	PICK UP	9702	Ivanpah	Pass
08/29/13	KYLE CRANE	FED-EX		R12538	Ivanpah	Pass
08/29/13	KYLE CRANE	LOWES	TRACKING	1	Ivanpah	Pass
08/29/13	KYLE CRANE	MIB LOGISTIC LIC		688232	Ivanpah	Pass
09/03/13	JARED SWORDS	ATS		82410	Ivanpah	Pass
09/03/13	JARED SWORDS	ATS	TOOLS	82195	Ivanpah	Pass
09/03/13	JARED SWORDS	BRENNTAG	AMMONION HYDROXIDE	308744	Ivanpah	Pass
09/04/13	KYLE CRANE	BRENNTAG		308745	Ivanpah	Pass
09/04/13	KYLE CRANE	LA QUALITY LOGISTIC	DROP OFF	105	Ivanpah	Pass
09/04/13	KYLE CRANE	LANDSTAR	PICK UP FOR GAS	732390	Ivanpah	Pass
09/05/13	PANCHITTEA CRESPO	ATS	PICK UP	82480	Ivanpah	Pass
09/09/13	GEORGE R.	ALL FREIGHT		1	Ivanpah	Pass
09/09/13	DAVID CAIN	CENTRAL FREIGHT	WATER TANK DELIVERY	13613	Ivanpah	Pass
09/09/13	DAVID CAIN	ESTRADAS	PYLONES	01	Ivanpah	Pass
09/09/13	JAMES JACOBSON	FAST TOWING	PICK UP	4852	Ivanpah	Pass
09/09/13	GEORGE R.	FED EX	FOR NRG	6200279	Ivanpah	Pass
09/09/13	GEORGE R.	LANDSTAR	FLATBED	731325	Ivanpah	Pass
09/09/13	LANDSTAR	LANDSTAR	SCAFFOLDING	548164	Ivanpah	Pass
09/09/13	GEORGE R.	LANDSTAR	SCAFFOLDING	347374	Ivanpah	Pass
09/09/13	GEORGE R.	MORALES TRANS	PYLONS	06	Ivanpah	Pass
09/09/13	KYLE CRANE	SAIA BECHTEL	ONE PALLET	07587	Ivanpah	Pass
09/09/13	GEORGE R.	SIMA TRUCKING	PYLONS	5	Ivanpah	Pass
09/09/13	GEORGE R.	VELASQUEZ TRUCKING	PYLONES	777	Ivanpah	Pass
09/10/13	GEORGE R.	ATS		82362	Ivanpah	Pass
09/10/13	GEORGE R.	AUTOMOTIVE TRANSPOTATION	VEHICLE TRANSPORT	H102	Ivanpah	Pass
09/10/13	GEORGE R.	DUNCAN & SON LINES	CONTAINER	6413	Ivanpah	Pass
09/10/13	GEORGE R.	DUNCAN & SON LINES	MIRRORS	6414	Ivanpah	Pass
09/10/13	GEORGE R.	DUNCAN & SON LINES	MIRRORS	6301	Ivanpah	Pass
09/10/13	GEORGE R.	ERA LLC	PICK UP A CONTAINER	12	Ivanpah	Pass
09/10/13	GEORGE R.	FED EX	DROP OFF	R12665	Ivanpah	Pass
09/10/13	GEORGE R.	JJ TRUCKING	FLAT BED	1	Ivanpah	Pass
09/10/13	GEORGE R.	LANDSTAR	FLATBED	414129	Ivanpah	Pass
09/10/13	GEORGE R.	LANDSTAR	PICK UP SCAFFOLDING	535464	Ivanpah	Pass
09/10/13	GEORGE R.	LANDSTAR	PICK UP SCAFFOLDING	547425	Ivanpah	Pass
09/10/13	GEORGE R.	UNITED RENTALS	FLATBED	899748	Ivanpah	Pass
09/10/13	GEORGE R.	UPS	OFFICES DROP OFF	10478	Ivanpah	Pass
09/11/13	GEORGE R.	DUNCAN & SON LINES	MIRRORS	6414	Ivanpah	Pass
09/11/13	MIKE THOMAS	DUNCAN & SON LINES	CONTAINER		Ivanpah	Pass
09/11/13	KYLE CRANE	FED EX FREIGHT	DROP OFF	6700183	Ivanpah	Pass
09/11/13	KYLE CRANE	LANDSTAR	PICK UP SCAFFOLDING	416718	Ivanpah	Pass
09/12/13	MIKE THOMAS	DAILEY EXPRESS	FLATBED / PICK UP		Ivanpah	Pass
09/12/13	MIKE THOMAS	DAILEY EXPRESS	FLATBED / PICK UP		Ivanpah	Pass
09/12/13	KYLE CRANE	DUNCAN & SON LINES		6414	Ivanpah	Pass
09/12/13	KYLE CRANE	OLD DOMINION	DROP OFF FOR BECHTEL	2459327	Ivanpah	Pass
09/12/13	JARED SWORDS	ROADWAY EXPRESS	CIRCULATION VALVE DELIVERY	21254	Ivanpah	Pass
09/12/13	JARED SWORDS	SAIA BECHTEL	INSUL MATERIAL DELIVERY	134408	Ivanpah	Pass
09/16/13	JAMES JACOBSON	3 KINGS	PICK UP	3	Ivanpah	Pass
09/16/13	GEORGE R.	ATS	PICK UP BACK HOE	82470	Ivanpah	Pass
09/16/13	KYLE CRANE	LANDSTAR	PICK UP	415655	Ivanpah	Pass
09/16/13	GEORGE R.	LANDSTAR	PICK UP SCAFFOLDING	555339	Ivanpah	Pass
09/16/13	GEORGE R.	LANDSTAR	FLAT BED PICK UP SCAFFOLDING	558956	Ivanpah	Pass
09/16/13	GEORGE R.	MARCO	PICK UP CRANE	31	Ivanpah	Pass
09/16/13	GEORGE R.	MIB LOGISTICS	CONTAINER	459707	Ivanpah	Pass
09/16/13	JAMES JACOBSON	SAIA BECHTEL	DROP OFF	12539	Ivanpah	Pass
09/17/13	GEORGE R.	3 KINGS	VEHICLE TRANSPORT	3	Ivanpah	Pass
09/17/13	GEORGE R.	JNP TRANSPORT	DRINKING WATER	69	Ivanpah	Pass
09/17/13	GEORGE R.	LANDSTAR	PICK UP SCAFCFOLDING	402838	Ivanpah	Pass
09/17/13	GEORGE R.	LANDSTAR	PICK UP SCAFFOLDING	418222	Ivanpah	Pass
09/17/13	GEORGE R.	LANDSTAR	PICK UP SCAFFOLDING	732390	Ivanpah	Pass
09/17/13	GEORGE R.	MARCO	FLATBED TO PICK UP CRANE	31	Ivanpah	Pass
09/18/13	KYLE CRANE	LANDSTAR	PICK UP SCAFFOLDING	416718	Ivanpah	Pass
09/18/13	MIKE THOMAS	LANDSTAR	FLATBED - PU		Ivanpah	Pass
09/18/13	MIKE THOMAS	LANDSTAR TRUCKING	FLATBED - PU		Ivanpah	Pass
09/18/13	KYLE CRANE	WE DO IT INC. TRAVELINE	PICK UP FOR FARWEST	156	Ivanpah	Pass

09/19/13	KYLE CRANE	ALL FRIGHT	DROP OFF	2201	Ivanpah	Pass
09/19/13	MIKE THOMAS	EXPRESS TRUCKING	FLATBED - PU		Ivanpah	Pass
09/23/13	KYLE CRANE	BRENNTAG	DROP OFF	308744	Ivanpah	Pass
09/23/13	KYLE CRANE	CENTRAL TRANSPORT	PICK UP	13611	Ivanpah	Pass
09/23/13	JAMES BUSH	DIELCO	CRANE PARTS	372	Ivanpah	Pass
09/23/13	JAMES BUSH	DIELCO	CRANE	779	Ivanpah	Pass
09/23/13	JAMES BUSH	LANDSTAR	SCAFFOLDING	410798	Ivanpah	Pass
09/23/13	JAMES BUSH	LANDSTAR	SCAFFOLDING	555080	Ivanpah	Pass
09/23/13	JAMES BUSH	ROADWAY EXPRESS		21255	Ivanpah	Pass
09/24/13	TAWNIE POPE	ADMIRAL MERCHANTS	PICK UP	5797	Ivanpah	Pass
09/24/13	TAWNIE POPE	ADMIRAL MERCHANTS	PICK UP	7DEX68088	Ivanpah	Pass
09/24/13	TAWNIE POPE	ADMIRAL MERCHANTS	PICK UP	6124813	Ivanpah	Pass
09/24/13	TAWNIE POPE	COOK TRANSPORT	EMPTY CONTAINER		Ivanpah	Pass
09/24/13	TAWNIE POPE	EZE	MISCELANEOUS	67	Ivanpah	Pass
09/24/13	TAWNIE POPE	EZE	MISCELANEOUS	333690	Ivanpah	Pass
09/24/13	TAWNIE POPE	EZE	MISCELANEOUS	52	Ivanpah	Pass
09/24/13	TAWNIE POPE	EZE	MISCELANEOUS	384572	Ivanpah	Pass
09/24/13	TAWNIE POPE	EZE	MISCELANEOUS	63	Ivanpah	Pass
09/24/13	TAWNIE POPE	EZE	MISCELANEOUS	121	Ivanpah	Pass
09/24/13	TAWNIE POPE	FEDEX	PICK UP / DELIVERY	183	Ivanpah	Pass
09/24/13	TAWNIE POPE	PENTA	TRAINING	642049	Ivanpah	Pass
09/24/13	TAWNIE POPE	PHANTOM EXPRESS	PICK UP	309	Ivanpah	Pass
09/24/13	TAWNIE POPE	TRUCK LEASING	MISCELANEOUS	333690	Ivanpah	Pass
09/24/13	TAWNIE POPE	TWO FAST AND FURIOUS	EMPTY CONTAINER	273206	Ivanpah	Pass
09/24/13	TAWNIE POPE	UPS	DROP OFF/DELIVERY	62784	Ivanpah	Pass
09/25/13	MIKE THOMAS	BEAUMONT TRUCKING	FLATBED-PU		Ivanpah	Pass
09/25/13	MIKE THOMAS	BEAUMONT TRUCKING	FLATBED-PU		Ivanpah	Pass
09/25/13	MIKE THOMAS	H&E TRUCKING	FLATBED-PU		Ivanpah	Pass
09/25/13	MIKE THOMAS	JAZPIER TRUCKING	FLATBED-PU		Ivanpah	Pass
09/25/13	KYLE CRANE	LANDSTAR	PICK UP CONTAINER	41547	Ivanpah	Pass
09/25/13	MIKE THOMAS	MA TRANSPORTATION	FLATBED-PU		Ivanpah	Pass
09/25/13	MIKE THOMAS	SENN FREIGHT	FLATBED-PU	918	Ivanpah	Pass
09/26/13	MIKE THOMAS	EXE TRUCKING	FLATBED-PU		Ivanpah	Pass
09/26/13	KYLE CRANE	EZE	PICKUP	79	Ivanpah	Pass
09/26/13	MIKE THOMAS	EZE TRUCKING	FLATBED-PU		Ivanpah	Pass
09/26/13	MIKE THOMAS	FRANCIS CLARK TRUCKING	CONTAINER	39	Ivanpah	Pass
09/26/13	MIKE THOMAS	GONZALEZ TRUCKING	FLATBED	501	Ivanpah	Pass
09/26/13	MIKE THOMAS	J&L TRANSPORTATION	FLATBED-PU	5701	Ivanpah	Pass
09/26/13	KYLE CRANE	JOHN SIEGAL	SCAFFOLDING	000	Ivanpah	Pass
09/26/13	MIKE THOMAS	LANDSTAR TRUCKING	FLATBED-PU		Ivanpah	Pass
09/26/13	MIKE THOMAS	MACETON	FLATBED-PU	68	Ivanpah	Pass
09/26/13	KYLE CRANE	MARLO'S EXPRESS	PICK UP CONTAINER	3701	Ivanpah	Pass
09/30/13	TAWNIE POPE	COUNTRY CLUB	PICK UP	264	Ivanpah	Pass
09/30/13	TAWNIE POPE	DARON RUDD	PICK UP STEEL STRUCTURE	909702	Ivanpah	Pass
09/30/13	TAWNIE POPE	GARDNER TRUCKING	DROP OFF	5109	Ivanpah	Pass
09/30/13	TAWNIE POPE	GONZALEZ TRUCKING	PICK UP	501	Ivanpah	Pass
09/30/13	KYLE CRANE	LANDSTAR	PICK UP	05	Ivanpah	Pass
09/30/13	TAWNIE POPE	PACK EQUIPMENT	PICK UP		Ivanpah	Pass
09/30/13	TAWNIE POPE	RONNIE DOMINICAN	PICK UP	01	Ivanpah	Pass
09/30/13	TAWNIE POPE	SAIA BECHTEL	PICK UP	06758	Ivanpah	Pass
09/30/13	TAWNIE POPE	UNITED RENTALS	DROP OFF	84464	Ivanpah	Pass
09/30/13	TAWNIE POPE	WERDCO BC INC.	TOWER PARTS	121	Ivanpah	Pass
09/30/13	TAWNIE POPE	WERDCO BC INC.	PICK UP	2012	Ivanpah	Pass
10/01/13	TAWNIE POPE	EZE TRUCKING	PICK UP	602	Ivanpah	Pass
10/01/13	DAVID CAIN	EZE TRUCKING	PICK UP	01	Ivanpah	Pass
10/01/13	TAWNIE POPE	EZE TRUCKING	PICK UP	17	Ivanpah	Pass
10/01/13	TAWNIE POPE	GONZALEZ TRUCKING	PICK UP	501	Ivanpah	Pass
10/01/13	KYLE CRANE	JST	PICK UP TOWER CRACE PARTS		Ivanpah	Pass
10/01/13	TAWNIE POPE	LAS VEGAS / L.A. EXPRESS	PICK UP	634575	Ivanpah	Pass
10/01/13	TAWNIE POPE	MAT TRANSPORTAION	PICK UP	M11	Ivanpah	Pass
10/01/13	TAWNIE POPE	TRUCKING	PICK UP	N13	Ivanpah	Pass
10/01/13	TAWNIE POPE	UPS	DROP OFF	D142	Ivanpah	Pass
10/01/13	TAWNIE POPE	WERDCO BC INC.	PICK UP	121	Ivanpah	Pass
10/01/13	GEORGE R.	WERDCO BC INC.	CRANE SECTION	2012	Ivanpah	Pass
10/01/13	TAWNIE POPE	WESTERN PRIDE	PICK UP CONTAINER	55	Ivanpah	Pass
10/02/13	KYLE CRANE	BEAUMONT TRUCKING		40826652	Ivanpah	Pass
10/02/13	MIKE THOMAS	ENNIS TRUCKING	CONTAINERS - PU		Ivanpah	Pass
10/02/13	KYLE CRANE	EZE TRUCKING	PICK UP SOLD PARTS	69	Ivanpah	Pass
10/02/13	KYLE CRANE	EZE TRUCKING	PICK UP	67	Ivanpah	Pass
10/02/13	MIKE THOMAS	EZE TRUCKING	FLATBED - PU		Ivanpah	Pass
10/02/13	MIKE THOMAS	EZE TRUCKING	FLATBED - PU		Ivanpah	Pass
10/02/13	MIKE THOMAS	RUDD TRUCKING	FLATBED - PU	99	Ivanpah	Pass
10/02/13	KYLE CRANE	WE CONTINUE AUTO	PICK UP BUGGIES	211577627	Ivanpah	Pass
10/02/13	DAVID CAIN	WERDCO BC INC.	PICK UP	811231	Ivanpah	Pass
10/03/13	KYLE CRANE	DARON RUDD	PICK UP	99	Ivanpah	Pass
10/03/13	KYLE CRANE	EZE	PICK UP	67	Ivanpah	Pass
10/03/13	KYLE CRANE	EZE	PICK UP	69	Ivanpah	Pass
10/03/13	KYLE CRANE	JOHN SIEGAL	PCIK UP	000	Ivanpah	Pass
10/03/13	KYLE CRANE	M&N / LANDSTAR	PICK UP	05	Ivanpah	Pass
10/03/13	DAVID CAIN	MAC'S DELIVERY	DELIVERY	333	Ivanpah	Pass
10/03/13	MIKE THOMAS	RG TRUCKING	FLATBED - PU		Ivanpah	Pass
10/03/13	KYLE CRANE	WERDCO BC INC.	PICK UP	121	Ivanpah	Pass

10/05/13	DAVID CAIN	MASHBURN TRUCKING	PICK UP	70	Ivanpah	Pass
10/07/13	TAWNIE POPE	ALLEN TRANSPORT		3	Ivanpah	Pass
10/07/13	TAWNIE POPE	CAST	PICK UP	1262	Ivanpah	Pass
10/07/13	KYLE CRANE	E. RUIZ TRUCKING	DROP OFF K-RAILS	51768 / 64	Ivanpah	Pass
10/07/13	TAWNIE POPE	TRENCH	DROP OFF	50602	Ivanpah	Pass
10/07/13	TAWNIE POPE	UNITED RENTALS	DROP OFF	899784	Ivanpah	Pass
10/07/13	TAWNIE POPE	DAY & NIGHT	DROP OFF		Ivanpah	Pass
10/07/13	TAWNIE POPE	DELONG TRUCKING	DROP OFF	517	Ivanpah	Pass
10/07/13	TAWNIE POPE	PAUL DELONG	DROP OFF	20	Ivanpah	Pass
10/07/13	TAWNIE POPE	KDMT	DROP OFF	600	Ivanpah	Pass
10/07/13	TAWNIE POPE	PAUL DELONG	DROP OFF	930	Ivanpah	Pass
10/07/13	TAWNIE POPE	ALT TRUCKING	DROP OFF	50	Ivanpah	Pass
10/07/13	TAWNIE POPE	EZE	DROP OFF	65	Ivanpah	Pass
10/08/13	TAWNIE POPE	BRENNTAG	DROP OFF CHEMICALS	308744	Ivanpah	Pass
10/08/13	KYLE CRANE	EZE	PICK UP	VP96671	Ivanpah	Pass
10/08/13	KYLE CRANE	GOGO TRANSPORT, INC.	PICK UP 20012 INTERNATIONAL	1006	Ivanpah	Pass
10/08/13	KYLE CRANE	JAZPIER TRUCKING	PICK UP	9702	Ivanpah	Pass
10/08/13	TAWNIE POPE	RENOSA	PICK UP	01	Ivanpah	Pass
10/08/13	KYLE CRANE	SHIPPERS	PICK UP	101	Ivanpah	Pass
10/09/13	MIKE THOMAS	DOVA FREIGHT	FLATBED / PU		Ivanpah	Pass
10/09/13	MIKE THOMAS	GONZALEZ TRUCKING	FLATBED / PU		Ivanpah	Pass
10/09/13	MIKE THOMAS	H&E / EZE TRUCKING	FLATBED / PU		Ivanpah	Pass
10/09/13	MIKE THOMAS	JES TRUCKING	FLATBED / PU		Ivanpah	Pass
10/09/13	KYLE CRANE	RONNIE DOMINICK / EZE	PICK UP	01	Ivanpah	Pass
10/09/13	MIKE THOMAS	S&S ENTERPRISES	FLATBED / PU		Ivanpah	Pass
10/10/13	MIKE THOMAS	COOK TRANSPORT	FLATBED / PU		Ivanpah	Pass
10/10/13	KYLE CRANE	EZE	PICK UP	65	Ivanpah	Pass
10/10/13	KYLE CRANE	EZE	PICK UP	64	Ivanpah	Pass
10/10/13	KYLE CRANE	EZE	PICK UP	01	Ivanpah	Pass
10/10/13	MIKE THOMAS	GONZALEZ TRUCKING	FLATBED / PU		Ivanpah	Pass
10/10/13	KYLE CRANE	HOS / Farwest	PICK UP	02	Ivanpah	Pass
10/10/13	KYLE CRANE	JAZPIER TRUCKING	PICK UP	9702	Ivanpah	Pass
10/14/13	JARED SWORDS	JES	PICK UP	503	Ivanpah	Pass
10/14/13	JARED SWORDS	LANDSTAR	PICK UP	557140	Ivanpah	Pass
10/14/13	JARED SWORDS		PICK UP	731325	Ivanpah	Pass
10/14/13	JARED SWORDS	EZE	PICK UP	61	Ivanpah	Pass
10/14/13	JARED SWORDS	EZE	PICK UP	501	Ivanpah	Pass
10/15/13	TAWNIE POPE	EZE	PICK UP	1023090	Ivanpah	Pass
10/16/13	KYLE CRANE	MAC'S DELIVERY	DROP OFF	41	Ivanpah	Pass
10/16/13	KYLE CRANE	YRC	DROP OFF	13217	Ivanpah	Pass
10/16/13	ELIJAH	FOX	PICK UP	74	Ivanpah	Pass
10/16/13	KYLE CRANE	FOX	PICK UP	KW4	Ivanpah	Pass
10/16/13	ALEX RYLEN	JESUS GONZALES	FLATBED	501	Ivanpah	Pass
10/16/13	KYLE CRANE	EZE / RONNIE DOMINICK	PICK UP	01	Ivanpah	Pass
10/16/13	ALEX RYLEN	AMAZON TRUCKING	CONTAINER		Ivanpah	Pass
10/16/13	ALEX RYLEN	JES	EMPTY FLATBED	503	Ivanpah	Pass
10/16/13	ALEX RYLEN	MUSICA TRUCKING	EMPTY FLATBED	23	Ivanpah	Pass
10/17/13	KYLE CRANE	ESTES	DROP OFF/PICK UP	65999	Ivanpah	Pass
10/21/13	GEORGE R.	TRENCH SHORING	FLATBED	50602	Ivanpah	Pass
10/21/13	GEORGE R.	MAC'S DELIVERY	WATERCOOLER	41	Ivanpah	Pass
10/21/13	GEORGE R.	A & A BROTHERS	CABINETS	128	Ivanpah	Pass
10/21/13	GEORGE R.	FAST LANE	PIPE	1224	Ivanpah	Pass
10/22/13	JARED SWORDS	TRULINE	P/U	421	Ivanpah	Pass
10/22/13	JARED SWORDS	DUNCAN & SON LINES	DELIVERY	6414	Ivanpah	Pass
10/22/13	JARED SWORDS	UPS	DELIVERY	62785	Ivanpah	Pass
10/22/13	JARED SWORDS	DEDICATED EXPRESS		13	Ivanpah	Pass
10/23/13	JARED SWORDS	TRULINE	PICK UP	418	Ivanpah	Pass
10/23/13	KYLE CRANE	CAST	PICK UP	1272	Ivanpah	Pass
10/23/13	MIKE THOMAS	RDO	FLATBED PICK UP		Ivanpah	Pass
10/23/13	MIKE THOMAS	IMT TRANSPORT	FLATBED PICK UP		Ivanpah	Pass
10/23/13	GEORGE R.	EZE	FLATBED PICK UP	01	Ivanpah	Pass
10/23/13	GEORGE R.	NALCO	CHEMICALS	2157	Ivanpah	Pass
10/24/13	GEORGE R.	CENTRAL FREIGHT LINES		1400111	Ivanpah	Pass
10/24/13	GEORGE R.	TRULINE	EMPTY FLATBED	420	Ivanpah	Pass
10/24/13	GEORGE R.	TRULINE	EMPTY FLATBED	419	Ivanpah	Pass
10/24/13	GEORGE R.	MOBILE MINI	GUARD OFFICE	1185	Ivanpah	Pass
10/24/13	GEORGE R.	DOUBLE BARREL	VACUUM TRUCK	610	Ivanpah	Pass
10/24/13	GEORGE R.	DOUBLE BARREL	VACUUM TRUCK	603	Ivanpah	Pass
10/28/13	GEORGE R.	ATS	PICK UP TOOL BOXES	82195	Ivanpah	Pass
10/29/13	T. GARCIA	SAIA BECHTEL	SBL	289260	Ivanpah	Pass
10/29/13	JARED SWORDS	UPS	PICK UP	62785	Ivanpah	Pass
10/29/13	JARED SWORDS	FED EX	DELIVERY	6700183	Ivanpah	Pass
10/29/13	JARED SWORDS	CENTRAL	DELIVERY	1400111	Ivanpah	Pass
10/29/13	JARED SWORDS	CAST	PICK UP FOR HARSCO	1229	Ivanpah	Pass
10/29/13	JARED SWORDS	MARCO	PICK UP	31	Ivanpah	Pass
10/29/13	JARED SWORDS	CAST	PICK UP FOR HARSCO	1229	Ivanpah	Pass
10/30/13	GEORGE R.	UNION ERECTION	ROUND METAL PLATE		Ivanpah	Pass
10/30/13	GEORGE R.	GOLDEN EYE LOGISTICS	PALLETS OF WIRE	9063	Ivanpah	Pass
10/30/13	GEORGE R.	FED EX	DELIVERY	6700110	Ivanpah	Pass
10/31/13	MIKE THOMAS	ICF TRUCKING	CARRIER		Ivanpah	Pass
10/31/13	MIKE THOMAS	UNION TRUCKING	DELIVERY		Ivanpah	Pass

Exhibit 5

Drainage, Erosion, and Sediment Control Summary
Condition of Certification
Soil and Water – 1

This page intentionally left blank

Storm Water Pollution Prevention Summary October 2013
BMPs (Best Management Practices) Implemented

Silt fences are located spaced out in Common West. Straw hay bales have been placed around the east perimeters of the units and Common East and down Main Coliseum road. There were no rain qualifying events this month. Older hay bales along the Coliseum road have been replaced. All fencing is secure.

Inspections

Inspections are made once per week, prior to a 50% or greater chance of rain, and after a qualifying rain event.

See the attached inspection reports.

Conclusion

During this reporting period, everything was found to be in compliance with the Storm Water Pollution Prevention Plan, as amended by the CEC directives.

Visual Inspection Field Log

Risk Level 1, 2, 3 ***Visual Inspection Field Log Sheet***						
Date and Time of Inspection: **Oct. 28 2013 through Nov. 3, 2013 at various times**				Report Date: **11/4/2013**		
Inspection Type:	■ Weekly	□ Before predicted rain	□ During rain event	□ Following qualifying rain event	□ Contained stormwater release	□ Quarterly non-storm water

Site Information	
Construction Site Name: **Ivanpah Solar Electric Generating Facility**	
Construction stage and completed activities: **U1-Start Up Activities U2- Start Up Steam Blow U3- Start Up Steam Blow Restoration**	Approximate area of exposed site:

Weather and Observations			
Date Rain Predicted to Occur:		Predicted % chance of rain:	
Estimate storm beginning: (date and time)	Estimate storm duration	Estimate time since last storm: **25**	Rain gauge reading:

Observations: If yes identify location		
Odors	Yes □	No ■
Floating material	Yes □	No ■
Suspended Material	Yes □	No ■
Sheen	Yes □	No ■
Discolorations	Yes □	No ■
Turbidity	Yes □	No ■

Site Inspections			
Outfalls or BMPs Evaluated		Deficiencies Noted	
(add additional sheets or attached detailed BMP Inspection Checklists)			
Lake Bed		**Lake Bed is dry.**	
Silt Fence and Hay Bales		**Multiple areas require permanent backfilling and/or hay bales replaced. There are no breaches in fencing.**	
Other			
Photos Taken:	Yes	No X	Photo Reference IDs:

Corrective Actions Identified (note if SWPPP/REAP change is needed)

Inspector Information	
Inspector Name: **Carolyn Creech Crain**	Inspector Title: **Construction Safety Supervisor**
Signature:	Date: 10/21/2013

© 2010 Bechtel Corp. All rights reserved. Contains confidential information proprietary to Bechtel not to be disclosed to third parties without Bechtel's prior written permission.

Visual Inspection Field Log

Risk Level 1, 2, 3 ***Visual Inspection Field Log Sheet***						
Date and Time of Inspection: **Sept. 30 2013 through Oct. 6, 2013 at various times**				Report Date: **10/7/2013**		
Inspection Type:	■ Weekly	□ Before predicted rain	□ During rain event	□ Following qualifying rain event	□ Contained stormwater release	□ Quarterly non-storm water

Site Information	
Construction Site Name: **Ivanpah Solar Electric Generating Facility**	
Construction stage and completed activities: **U1-Start Up Activities U2- Start Up Steam Blow U3- Start Up Steam Blow Restoration**	Approximate area of exposed site:

Weather and Observations			
Date Rain Predicted to Occur:		Predicted % chance of rain:	
Estimate storm beginning: (date and time)	Estimate storm duration	Estimate time since last storm:27	Rain gauge reading:

Observations: If yes identify location		
Odors	Yes □	No ■
Floating material	Yes □	No ■
Suspended Material	Yes □	No ■
Sheen	Yes □	No ■
Discolorations	Yes □	No ■
Turbidity	Yes □	No ■

Site Inspections			
Outfalls or BMPs Evaluated		Deficiencies Noted	
(add additional sheets or attached detailed BMP Inspection Checklists)			
Lake Bed		**Lake Bed is dry.**	
Silt Fence and Hay Bales		**Multiple areas require permanent backfilling and/or hay bales replaced. There are no breaches in fencing.**	
Other			
Photos Taken:	Yes	No X	Photo Reference IDs:

Corrective Actions Identified (note if SWPPP/REAP change is needed)

Inspector Information	
Inspector Name: **Carolyn Creech Crain**	Inspector Title: **Construction Safety Supervisor**
Signature:	Date: 10/7/2013

© 2010 Bechtel Corp. All rights reserved. Contains confidential information proprietary to Bechtel not to be disclosed to third parties without Bechtel's prior written permission.

Visual Inspection Field Log

Risk Level 1, 2, 3 ***Visual Inspection Field Log Sheet***						
Date and Time of Inspection: **Oct. 7 2013 through Oct. 13, 2013 at various times**				Report Date: **10/14/2013**		
Inspection Type:	■ Weekly	□ Before predicted rain	□ During rain event	□ Following qualifying rain event	□ Contained stormwater release	□ Quarterly non-storm water

Site Information	
Construction Site Name: **Ivanpah Solar Electric Generating Facility**	
Construction stage and completed activities: **U1-Start Up Activities U2- Start Up Steam Blow U3- Start Up Steam Blow Restoration**	Approximate area of exposed site:

Weather and Observations			
Date Rain Predicted to Occur:		Predicted % chance of rain:	
Estimate storm beginning: (date and time)	Estimate storm duration	Estimate time since last storm: **4**	Rain gauge reading: **10/10 .34**

Observations: If yes identify location		
Odors	Yes □	No ■
Floating material	Yes □	No ■
Suspended Material	Yes □	No ■
Sheen	Yes □	No ■
Discolorations	Yes □	No ■
Turbidity	Yes □	No ■

Site Inspections			
Outfalls or BMPs Evaluated		Deficiencies Noted	
(add additional sheets or attached detailed BMP Inspection Checklists)			
Lake Bed		**Lake Bed is damp.**	
Silt Fence and Hay Bales		**Multiple areas require permanent backfilling and/or hay bales replaced. There are no breaches in fencing.**	
Other			
Photos Taken:	Yes	No X	Photo Reference IDs:

Corrective Actions Identified (note if SWPPP/REAP change is needed)

Inspector Information	
Inspector Name: **Carolyn Creech Crain**	Inspector Title: **Construction Safety Supervisor**
Signature:	Date: 10/14/2013

© 2010 Bechtel Corp. All rights reserved. Contains confidential information proprietary to Bechtel not to be disclosed to third parties without Bechtel's prior written permission.

Visual Inspection Field Log

Risk Level 1, 2, 3 ***Visual Inspection Field Log Sheet***						
Date and Time of Inspection: **Oct. 14 2013 through Oct. 20, 2013 at various times**				Report Date: **10/21/2013**		
Inspection Type:	■ Weekly	□ Before predicted rain	□ During rain event	□ Following qualifying rain event	□ Contained stormwater release	□ Quarterly non-storm water

Site Information	
Construction Site Name: **Ivanpah Solar Electric Generating Facility**	
Construction stage and completed activities: **U1-Start Up Activities U2- Start Up Steam Blow U3- Start Up Steam Blow Restoration**	Approximate area of exposed site:

Weather and Observations			
Date Rain Predicted to Occur:		Predicted % chance of rain:	
Estimate storm beginning: (date and time)	Estimate storm duration	Estimate time since last storm: **11**	Rain gauge reading:

Observations: If yes identify location		
Odors	Yes □	No ■
Floating material	Yes □	No ■
Suspended Material	Yes □	No ■
Sheen	Yes □	No ■
Discolorations	Yes □	No ■
Turbidity	Yes □	No ■

Site Inspections			
Outfalls or BMPs Evaluated		Deficiencies Noted	
(add additional sheets or attached detailed BMP Inspection Checklists)			
Lake Bed		**Lake Bed is dry.**	
Silt Fence and Hay Bales		**Multiple areas require permanent backfilling and/or hay bales replaced. There are no breaches in fencing.**	
Other			
Photos Taken:	Yes	No X	Photo Reference IDs:

Corrective Actions Identified (note if SWPPP/REAP change is needed)

Inspector Information	
Inspector Name: **Carolyn Creech Crain**	Inspector Title: **Construction Safety Supervisor**
Signature:	Date: 10/21/2013

© 2010 Bechtel Corp. All rights reserved. Contains confidential information proprietary to Bechtel not to be disclosed to third parties without Bechtel's prior written permission.

Visual Inspection Field Log

Risk Level 1, 2, 3 ***Visual Inspection Field Log Sheet***						
Date and Time of Inspection: **Oct. 212013 through Oct. 27, 2013 at various times**				Report Date: **10/28/2013**		
Inspection Type:	■ Weekly	□ Before predicted rain	□ During rain event	□ Following qualifying rain event	□ Contained stormwater release	□ Quarterly non-storm water

Site Information	
Construction Site Name: **Ivanpah Solar Electric Generating Facility**	
Construction stage and completed activities: **U1-Start Up Activities U2- Start Up Steam Blow U3- Start Up Steam Blow Restoration**	Approximate area of exposed site:

Weather and Observations			
Date Rain Predicted to Occur:		Predicted % chance of rain:	
Estimate storm beginning: (date and time)	Estimate storm duration	Estimate time since last storm: **18**	Rain gauge reading:

Observations: If yes identify location		
Odors	Yes □	No ■
Floating material	Yes □	No ■
Suspended Material	Yes □	No ■
Sheen	Yes □	No ■
Discolorations	Yes □	No ■
Turbidity	Yes □	No ■

Site Inspections			
Outfalls or BMPs Evaluated		Deficiencies Noted	
(add additional sheets or attached detailed BMP Inspection Checklists)			
Lake Bed		**Lake Bed is dry.**	
Silt Fence and Hay Bales		**Multiple areas require permanent backfilling and/or hay bales replaced. There are no breaches in fencing.**	
Other			
Photos Taken:	Yes	No X	Photo Reference IDs:

Corrective Actions Identified (note if SWPPP/REAP change is needed)

Inspector Information	
Inspector Name: **Carolyn Creech Crain**	Inspector Title: **Construction Safety Supervisor**
Signature:	Date: 10/21/2013

© 2010 Bechtel Corp. All rights reserved. Contains confidential information proprietary to Bechtel not to be disclosed to third parties without Bechtel's prior written permission.

October 16, 2013

Mary Huizar
BrightSource Energy, Inc.
1999 Harrison Street, Suite 2150
Oakland, CA 94612

Subject: Ivanpah Solar Electric Generating Facility (07-AFC-5)
Bechtel Job No. 25542
Reference: Annual and Semi-Annual Summary of Water Usage (S&W-4)
Letter Number: 25542-000-TC-GAM-00676

Dear Ms. Huizar:

Please find enclosed the Ivanpah Electric Generation Facility Annual and Semi-Annual Summary of Water Usage. Based on our previous discussion, BSE will send the attached materials to the BLM Authorized Officer and CEC Representative on behalf of Solar Partners I, LLC, Solar Partners II, LLC, and Solar Partners VIII, LLC (collectively, "Solar Partners").

Please note that water usage values during the initial six months include the corrections made in June 2013 in response to BrightSource inquiries.

To assist in this process, please see the associated request, rationale, and decision timing information below:

Request:

Solar Partners are expected to send the enclosed Annual and Semi-Annual Summary of Water Usage to the appropriate regulatory agencies.

Reason for Request:

Beginning six (6) months after the start of construction, the project owner shall prepare a semi-annual summary of amount of water used for construction purposes. The summary shall include the monthly range and monthly average of daily water usage in gallons per day.

The project owner shall prepare an annual summary, which will include daily usage, monthly range, and monthly average of daily water use in gallons per day, and total water used on a monthly and annual basis in acre-feet.

Required Decision Timing:

Solar Partners should submit the Annual and Semi-Annual Summary of Water Usage to the appropriate regulatory agencies as soon as possible to support the requirements of S&W-4.

Please provide Bechtel with a copy of your transmittal to the appropriate BLM and CEC representatives via email to ivancbo@bechtel.com.

Sincerely,

Peter Carr

Peter Carr
Project Environmental Lead
Ivanpah Solar Electric Generating Facility
Email: pcarr@bechtel.com
Phone: 301-228-7021

Attachment:

Semi-Annual Summary of Water Usage (Report 6)
Annual Summary of Water Usage

cc:
T. Fisk, NRG via email
D. Beaudoin, BSE via email
M. Bobinecz, BSE via email
D. Davis, BSE, via email
A. Gillespie, Bechtel, via email
T. Copeland, Bechtel, via email
S. Smith, Bechtel, via email
T. Frankert, Bechtel, via email
C. Crain, Bechtel, via email

Attachment 1

Semi-Annual Summary of Water Usage (S&W 4)
Report 6

Month	***Total Water Usage*** *Gallons*	***Average/Calendar Day*** *(Gallons/day)*
April 2013	2,334,004	77,800
May 2013	1,031,212	33,265
June 2013	1,983,963	66,132
July 2013	2,062,413	66,529
August 2013	777,871	25,093
September 2013	1,543,170	51,439
TOTAL	**9,732,633**	
MIN Range	777,871	25,093
MAX Range	2,334,004	77,800
Note: The above water was sourced only from the onsite well during this period.		

Construction water usage limits (SW-4):

- Average of 200 acre-feet per year over the forty-three (43) month construction period.
- 200 acre-feet equates to 65,170,285 US Gal per year or 178,549 gal per day (calendar).

Attachment 2

Annual Summary of Water Usage (S&W 4)

Month	***Total Water Usage*** *Gallons*	***Average/Calendar Day*** *(Gallons/day)*	***Water Usage*** *(acre-feet)*
October 2012	3,763,736	121,411	11.55
November 2012	2,656,738	88,558	8.15
December 2012	1,402,765	45,250	4.30
January 2013	1,570,243	50,653	4.82
February 2013	1,776,488	63,446	5.45
March 2013	1,388,238	44,782	4.26
April 2013	2,334,004	77,800	7.16
May 2013	1,031,212	33,265	3.16
June 2013	1,983,963	66,132	6.09
July 2013	2,062,413	66,529	6.33
August 2013	777,871	25,093	2.39
September 2013	1,543,170	51,439	4.74
TOTAL	**22,290,841**		**68.41**
MIN Range	777,871	25,093	2.39
MAX Range	3,763,736	121,411	11.55
Note: The above water was sourced from an off-site well as the onsite well was under development during this reporting period.			

Construction water usage limits (SW-4):

- Average of 200 acre-feet per year over the forty-three (43) month construction period.
- 200 acre-feet equates to 65,170,285 US Gal per year or 178,549 gal per day (calendar).

STATUS REPORT

Project Name: Ivanpah Solar Electric Generating System (ISEGS)
Subject: Perimeter Fence Evaluation, October 31, 2013
From: Lori Rose, Biologist for Solar Partners, LLC

This document provides the latest survey results for all perimeter fencing on the ISEGS project site. There was 1 rain event during the month; the event of 10/9 (data unavailable at CLA gauge) to 10/10/2013 (0.34" at CLA gauge) which started in the evening after workers left the site, and ended by mid-morning the following day. Total rainfall for the event was measured at 0.54" at the Tortoise Husbandry Pens, roughly ¼ mile away. It caused minor damage to fencelines, leaving a few areas in need of repair. The morning following the event, monitors inspected the fenceline and performed emergency repairs as necessary to tortoise exclusion fences to keep the fenceline tortoise proof. Tortoise guards were dug out as needed. Long-term repairs to flood damaged sections of the fence from summer and early fall monsoons were not addressed during the month. Repairs were performed on three separate instances of collision damage to the Colosseum Road fence.

The perimeter fence, tortoise guards and sections of offsite fencing need significant work to bring them into compliance with specifications. Specific and general issues are listed below.

Trash: in laydown areas, on fencelines, and migrating outside of project boundary. Windy conditions occurred periodically through the month, causing additional trash to accumulate on fencelines and in the solar fields. Laborers worked to pick up trash in vegetation outside the inner ring roads. Excessive trash has built up for many months on the fence north and east of the HAB, and it has wedged behind the straw bales. Trash remains outside of the project boundary east of the HAB. It has accumulated in low areas, such as eroded water channels and outside the project in the mouth of tortoise burrows. The CLA laydown area also has pockets of trash, in places such as behind the jersey barriers. Trash is also occasionally scattered where there is a fenceline to catch it.

Fence Issues:

MULTIPLE AREAS

BMP Straw bales have not been installed at significant drainages where flow dynamics have altered wash locations, and erosion is carrying sediments offsite, specifically on the south and east fencelines of Unit 1, the east fence line of Units 2 and 3, and the north fenceline of Unit 3 though locations were flagged in November 2012, and again in July 2013.

UNIT 1

Fencing is in good condition except for several locations (east, north, west, and south) where the tortoise exclusion fence and/or BMP straw bales have been washed out. These areas have been temporarily patched but need long-term repair. The all of the tortoise guards needs to be dug out further, especially the ramps.

COMMONS EAST

Fencing is in adequate condition. There are several locations (northeast, northwest, and southwest) where the tortoise exclusion fence and/or BMP straw bales have been washed out. These areas have been temporarily patched, and long-term repair work is needed. Other sections of fence are overfilled with sediments and need to be dug out to keep the exclusion fence effective. The dirt and rock securing the fencing across the engineered drainage has been badly eroded, and it is temporarily patched with pearl weave. The HAB drainage screen is completely chocked with trash, reducing the effectiveness of the drain.

COMMONS WEST

Fencing is in adequate condition. There are several locations (southeast, northwest, and southwest) where the tortoise exclusion fence has been washed out. These areas have been temporarily patched, and long-term repair work is needed.

EDISON RIGHT OF WAY

The gate from the CLA access road into the SCE ROW is inoperable due to grading of roadbase material at a height that prevents the gates from swinging open or shut. As it is, (one side stuck open, one side stuck shut), it would be difficult for Edison to access this area with a line truck.

UNIT 2

Fencing is, for the most part, in good condition except for the eastern and southeastern fencelines. The tortoise exclusion fence and/or BMP straw bales have been washed out, but are temporarily patched as the primary line of defense preventing tortoises from accessing the site. The security fence is breeched in numerous locations. Long-term repair work is needed. Most BMP straw bales are in poor condition, and they will need to be replaced and relocated to the security fence whenever the outer exclusion fence is removed. The tortoise guards on the east and west need to be dug out further.

UNIT 3

Fencing is, for the most part, in good condition except for washouts on the eastern, northern, and western fencelines. The tortoise exclusion fence and/or BMP straw bales have been washed out, but are temporarily patched as the primary line of defense preventing tortoises from accessing the site. The security fence is breeched in numerous locations. Long-term repair work is needed. Most BMP straw bales are in poor condition, and they will need to be replaced and relocated to the security fence whenever the outer exclusion fence is removed. The tortoise guards on the west, east, and northeast need to be dug out further.

COLLOSSEUM ROAD

Fencing is, for the most part, in good condition except for a few washouts or excessive deposits on the fencelines. BMP straw bales are in variable condition. The tortoise guard at the top of Old Colosseum Road needs sediment deposits removed, as do the guards on lower Colosseum Rd.

YATES WELL ROAD

Fencing is, for the most part, in good condition except for a few washouts on the fencelines. BMP straw bales are not present on this off-site fenceline. The tortoise guard at the corner of the golf course, and the one where the ATT fiber optic heads south both need sediment deposits removed.

I-15 PEN FENCE

The tortoise exclusion fence on the south and southwest side of the I-15 pen was never hog-ringed to the tension wire, and is sagging.

Fencing otherwise is being maintained by BrightSource/NRG.

MISCELLANEOUS

The tie in of the I-15 ROW fence with the Yates Well Road fence needs repair in the wash, and further repairs are needed to the ROW fence south about ¼ to ½ mile at two wash crossings.

*****end of report*****

FENCE REPORT MAP

31 OCTOBER 2013

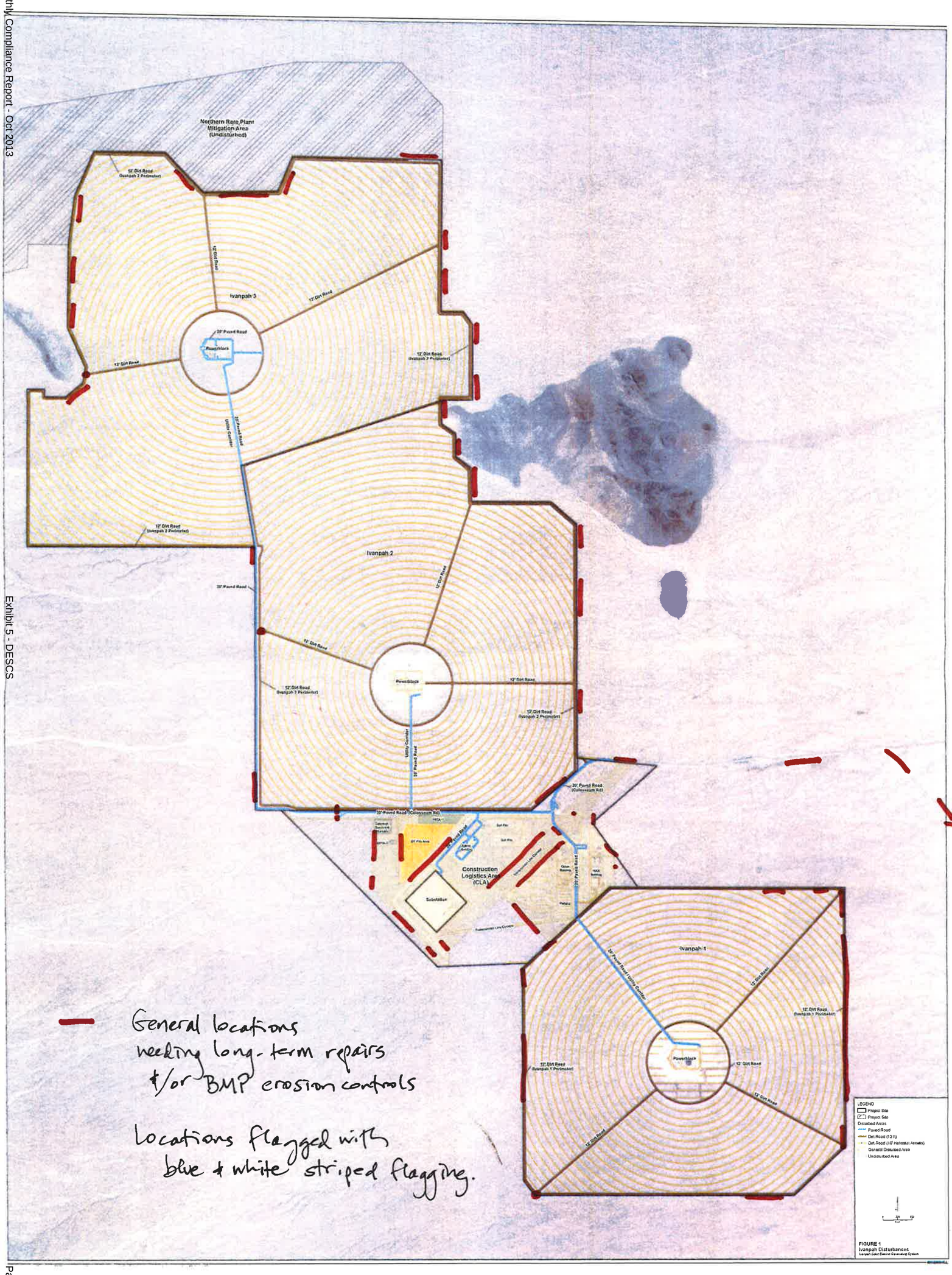

General locations
needing long-term repairs
&/or BMP erosion controls

Locations flagged with
blue & white striped flagging.

Exhibit 6

Worker Environmental Awareness Program (WEAP) Summary Conditions of Certification

BIO-6, CUL-5, and PAL-4

This page intentionally left blank

WEAP SUMMARY

There were seventeen Worker Environmental Awareness Program (WEAP) employee training classes offered on-site at Ivanpah during the month of October 2013. These include ten first time WEAP Training Classes and seven Annual WEAP Refresher Classes, for a total of one hundred forty persons trained in October. The total number of workers trained under the ISEGS WEAP as of the end of October 2013 was 6298.

All of these individuals, worker trainees, and companies they work for are listed in the attached WEAP Training LOG. All trainees must sign in at each class, and these signature pages are provided at the end of this exhibit.

Workers were provided a tortoise reminder window decal for their vehicles to remind them to look under their vehicles or equipment for tortoises. This procedure has been shown to be effective in avoiding any damage to tortoises or other reptiles or animals seeking shade form the heat under parked vehicles.

An ISEGS Contact Numbers/Responsibilities laminated card with the phone numbers of the Ivanpah Designated Biologists, Cultural Resource Specialist, Paleontological Resource Specialist as well as the ES&H Manager, and Environmental Compliance Manager are also given to each trainee. The reverse side provides a list of responsibilities regarding safety and environmental compliance while on-site.

All trainees have signed the WEAP Training Acknowledgement Form and were provided a decal to affix to their hard hat to indicate completion of training. New stickers noting the year are given annually after workers complete the required refresher course.

Last Name	First Name	Company	Date of Initial WEAP Training	Sticker	Annual Retraining Date	Training Renewal Date
Hiss	Amy	CH2MHill	9/20/2010	Yes		9/20/2011
Esposito	Brian	Native Resources	9/20/2010	Yes	9/29/2011	9/29/2012
Varner	Brian	Crown Fence	9/20/2010	Yes	9/15/2011	9/15/2012
Kindell	Chris	BrightSource Energy	9/20/2010	Yes		9/20/2011
Fitzgerald	Danny	Las Vegas Paving	9/20/2010	Yes		9/20/2011
Davis	Doug	BrightSource Energy	9/20/2010	Yes	9/15/2011	9/15/2012
Espitia	Evert	Crown Fence	9/20/2010	Yes		9/20/2011
Fine	Fred	Bechtel Corp	9/20/2010	Yes	9/15/2011	9/15/2012
Spaulding	Geoffrey	CH2MHill	9/20/2010	Yes		9/20/2011
Fairchild	Holly	SNEI	9/20/2010	Yes		9/20/2011
Deason	Jeff	Native Resources	9/20/2010	Yes		9/20/2011
Hayes	Jeff	Crown Fence	9/20/2010	Yes	9/15/2011	9/15/2012
Craig	Jill	Native Resources	9/20/2010	Yes		9/20/2011
Witt	Jim	Las Vegas Paving	9/20/2010	Yes	9/15/2011	9/15/2012
Hereda	Jose	Crown Fence	9/20/2010	Yes		9/20/2011
Pina	Jose	Native Resources	9/20/2010	Yes		9/20/2011
Vargas	Jose	Crown Fence	9/20/2010	Yes	9/15/2011	9/15/2012
Blankemeyer	Kyle	Crown Fence	9/20/2010	Yes	9/15/2011	9/15/2012
Espinoza	Liango	Native Resources	9/20/2010	Yes		9/20/2011
Lopez Fragoso	Margarito	Crown Fence	9/20/2010	Yes	9/15/2011	9/15/2012
Minic	Marija	SNEI	9/20/2010	Yes		9/20/2011
Lukach	Michael	SNEI	9/20/2010	Yes		9/20/2011
Pulido	Mitchell	Las Vegas Paving	9/20/2010	Yes		9/20/2011
Schell	Paul	RBF	9/20/2010	Yes		9/20/2011
Rodriguez	Petronilo	Crown Fence	9/20/2010	Yes		9/20/2011
Allan	Rebecca	CH2MHill	9/20/2010	Yes		9/20/2011
Thomas	Richard	Las Vegas Paving	9/20/2010	Yes		9/20/2011
Blankemeyer	Tony	Crown Fence	9/20/2010	Yes	9/15/2011	9/15/2012
Wheaton	Tracie	BrightSource Energy	9/20/2010	Yes		9/20/2011
Cruz	Tyler	Crown Fence	9/20/2010	Yes		9/20/2011
Hernandez	Victor	Native Resources	9/20/2010	Yes		9/20/2011
Zaragoza	Alfonzo	Union Local 783	9/30/2010	Yes		9/30/2011
Chavez Jr.	Alfred	Crown Fence	9/30/2010	Yes		9/30/2011
Olguin	Anthony	Union Local 783	9/30/2010	Yes		9/30/2011
Yniguez	Basilio	Union Local 783	9/30/2010	Yes		9/30/2011
Briseno	Benjamin	Crown Fence	9/30/2010	Yes	9/15/2011	9/15/2012
Braden	Charles	Crown Fence	9/30/2010	Yes	9/15/2011	9/15/2012
Lanning	Chris	Union Local 783	9/30/2010	Yes	2/14/2013	2/14/2014
Scott	Christopher	Union Local 783	9/30/2010	Yes		9/30/2011
Daugharty	Cullen	Union Local 783	9/30/2010	Yes		9/30/2011
Pope	Curtis	Union Local 783	9/30/2010	Yes		9/30/2011
Dominguez	Daniel	LVP	9/30/2010	Yes	9/13/2012	9/13/2013
Bucci	Dino	Crown Fence	9/30/2010	Yes	10/13/2011	10/13/2012
Valles	Eddie	Union Local 783	9/30/2010	Yes		9/30/2011
Mendez	Edward	Union Local 783	9/30/2010	Yes		9/30/2011
Morales	Elias	Union Local 783	9/30/2010	Yes		9/30/2011
Amador	Fabiau	Union Local 783	9/30/2010	Yes		9/30/2011
Zavala	Francisco	Union Local 783	9/30/2010	Yes		9/30/2011

Adams Jr.	Fred	Union Local 783	9/30/2010	Yes		9/30/2011
Hernandez	Gerardo	Crown Fence	9/30/2010	Yes	9/15/2011	9/15/2012
Hardy	Harmon	Crown Fence	9/30/2010	Yes	9/15/2011	9/15/2012
Gonzalez	Jaime	Union Local 783	9/30/2010	Yes		9/30/2011
Martinez	Jaime	Union Local 783	9/30/2010	Yes	7/11/2013	7/11/2014
Windh	Jason	Crown Fence	9/30/2010	Yes		9/30/2011
Chavez	Jeremy	Union Local 783	9/30/2010	Yes		9/30/2011
Lomeli	Jose	Union Local 783	9/30/2010	Yes		9/30/2011
Aviles	Juan	Bechtel	9/30/2010	Yes	10/7/2013	10/7/2014
Ortiz	Juan	Union Local 783	9/30/2010	Yes		9/30/2011
Vergara	Juan	Union Local 783	9/30/2010	Yes		9/30/2011
Bertrand	Kevin	BrightSource Energy	9/30/2010	Yes		9/30/2011
Passmore	Lonnie	Union Local 783	9/30/2010	Yes	10/20/2011	10/20/2012
Cline	Mark	Union Local 783	9/30/2010	Yes		9/30/2011
Salazar	Mark	Union Local 783	9/30/2010	Yes		9/30/2011
Carney	Matthew	Bechtel Corp	9/30/2010	Yes	9/15/2011	9/15/2012
Jimenez	Michael	Bechtel Corp	9/30/2010	Yes	1/26/2012	1/26/2013
Robles Jr.	Michael	Union Local 783	9/30/2010	Yes		9/30/2011
Shell	Michael	Union Local 783	9/30/2010	Yes		9/30/2011
Kung	Mike	Teamsters 166	9/30/2010	Yes		9/30/2011
Tim	Miller	Union Local 783	9/30/2010	Yes		9/30/2011
Durham	Nolan	Crown Fence	9/30/2010	Yes	9/15/2011	9/15/2012
Zebada	Oscar	Union Local 783	9/30/2010	Yes		9/30/2011
Sipes	Randal	Union Local 783	9/30/2010	Yes		9/30/2011
Mendoza	Raymond	Crown Fence	9/30/2010	Yes		9/30/2011
Pelley	Robert	Crown Fence	9/30/2010	Yes	5/9/2013	5/9/2014
Stanley	Robert	Teamsters 166	9/30/2010	Yes	11/14/2012	11/14/2013
Yanez	Robert	Union Local 783	9/30/2010	Yes		9/30/2011
Briones	Rod	Union Local 783	9/30/2010	Yes	10/20/2011	10/20/2012
Briseno	Rudy	Crown Fence	9/30/2010	Yes	9/15/2011	9/15/2012
Castillo	Salvador	Union Local 783	9/30/2010	Yes		9/30/2011
Zarazua	Salvador	Union Local 783	9/30/2010	Yes	3/1/2012	3/1/2013
Heminger	Samuel	Union Local 783	9/30/2010	Yes		9/30/2011
Vuiller	Sebastian	Union Local 783	9/30/2010	Yes		9/30/2011
Peralta	Thomas	Union Local 783	9/30/2010	Yes	2/14/2013	2/14/2014
Crum	Timothy	Union Local 783	9/30/2010	Yes		9/30/2011
Hunter	Timothy	Union Local 783	9/30/2010	Yes	3/1/2012	3/1/2013
Andreasen	Warren	Union Local 783	9/30/2010	Yes		9/30/2011
Laird	Bradley	Crown Fence	10/1/2010	Yes		10/1/2011
Gates	Cecil	Crown Fence	10/1/2010	Yes	10/20/2011	10/20/2012
Haley	Chris	Addison Equipment	10/1/2010	Yes		10/1/2011
Hoskins	Chris	Crown Fence	10/1/2010	Yes	9/15/2011	9/15/2012
Wilkins	Clarence	Crown Fence	10/1/2010	Yes		10/1/2011
Gates	Dalene	Crown Fence	10/1/2010	Yes	9/15/2011	9/15/2012
Quiroz	Dolores	Crown Fence	10/1/2010	Yes		10/1/2011
Eustace	Doug	Crown Fence	10/1/2010	Yes		10/1/2011
Fiedler	Eric	Crown Fence	10/1/2010	Yes		10/1/2011
Rodriguez	Guillermo	Crown Fence	10/1/2010	Yes		10/1/2011
Buenostro	Jaime	Crown Fence	10/1/2010	Yes		10/1/2011
Fellabaum	Jason	Addison Equipment	10/1/2010	Yes		10/1/2011
Ordonez-Escoba	Juan	Crown Fence	10/1/2010	Yes	9/15/2011	9/15/2012
Molina	Luis	Crown Fence	10/1/2010	Yes	9/15/2011	9/15/2012
Williams	Mike	Crown Fence	10/1/2010	Yes	11/17/2011	11/17/2012

Darling	Randy	Addison Equipment	10/1/2010	Yes		10/1/2011
Fiedler	Richard	Crown Fence	10/1/2010	Yes		10/1/2011
Ochoa	Roberto	Crown Fence	10/1/2010	Yes		10/1/2011
Nance	Adam	Native Resources	10/6/2010	Yes		10/6/2011
Depremesnil	Alain	Sundance Biology	10/6/2010	Yes	9/29/2011	9/29/2012
Scheib	Amanda	SELF-EMPLOYED	10/6/2010	Yes	9/21/2013	9/21/2014
Siegelstein	Andrew	BrightSource Energy	10/6/2010	Yes		10/6/2011
Spenceley	Ashley	Sundance Biology	10/6/2010	Yes		10/6/2011
Scurlock	Barrett	Knight and Leavitt	10/6/2010	Yes		10/6/2011
Jones	Bill	Bureau Veritas	10/6/2010	Yes	10/6/2011	10/6/2012
Cancellieri	Bob	Sunstate Equipment	10/6/2010	Yes		10/6/2011
Shaffer	Brandon	Las Vegas Paving	10/6/2010	Yes	9/29/2011	9/29/2012
Blosser	Bret	Sundance Biology	10/6/2010	Yes	9/29/2011	9/29/2012
Gironard	Brian	Trimble Navigation	10/6/2010	Yes	12/15/2011	12/15/2012
Boyer	Bruce	Bureau Veritas	10/6/2010	Yes	10/6/2011	10/6/2012
Hoffman	Bryan	Hercules Machinery	10/6/2010	Yes		10/6/2011
Aguilar	Carlos	BrightSource Energy	10/6/2010	Yes		10/6/2011
Halley	Cathy	Phoenix Ecological	10/6/2010	Yes		10/6/2011
Llewellyn	Chandra	SELF-EMPLOYED	10/6/2010	Yes	9/21/2013	9/21/2014
Halley	Chris	Phoenix Ecological	10/6/2010	Yes		10/6/2011
Podlorski	Chris	Trimble Navigation	10/6/2010	Yes		10/6/2011
Stirling	Christine	Sundance Biology	10/6/2010	Yes	10/27/2011	10/27/2012
McClurg	Colden	Sundance Biology	10/6/2010	Yes	9/29/2011	9/29/2012
MALLON	COLIN	Bechtel Corp	10/6/2010	Yes	11/29/2012	11/29/2013
Himmelwright	Craig	Solar Partners	10/6/2010	Yes	9/27/2012	9/27/2013
Cogar	Crystal	Knight and Leavitt	10/6/2010	Yes	11/14/2012	11/14/2013
Hunt	Dan	Cashman Equipment	10/6/2010	Yes		10/6/2011
Luis	Dan	Cashman Equipment	10/6/2010	Yes		10/6/2011
Peressini	Dan	Las Vegas Paving	10/6/2010	Yes		10/6/2011
George	Dave	Trimble Navigation	10/6/2010	Yes		10/6/2011
Byram	David	Hercules Machinery	10/6/2010	Yes		10/6/2011
Carns	David	Cashman Equipment	10/6/2010	Yes		10/6/2011
Ekenstam	DeVon	Knight and Leavitt	10/6/2010	Yes	10/6/2011	10/6/2012
Lohouse	Donald	Cashman Equipment	10/6/2010	Yes		10/6/2011
Pierce	Donald	Cashman Equipment	10/6/2010	Yes		10/6/2011
Zylstra	Erin	Sundance Biology	10/6/2010	Yes		10/6/2011
Aguilar	Francisco	Native Resources	10/6/2010	Yes		10/6/2011
Martinez	Gavino	Native Resources	10/6/2010	Yes		10/6/2011
Drollinger	Gene	Knight and Leavitt	10/6/2010	Yes	9/19/2013	9/19/2014
Keyes Jr.	George	SELF-EMPLOYED	10/6/2010	Yes	9/21/2013	9/21/2014
Goodlett	Gilbert	Enviro Plus Consulting	10/6/2010	Yes		10/6/2011
Jensen	Jack	Cashman Equipment	10/6/2010	Yes		10/6/2011
Smith	Jacquelyn	SELF-EMPLOYED	10/6/2010	Yes	9/21/2013	9/21/2014
Torres	Jaime	Securitas	10/6/2010	Yes		10/6/2011
Jordan	Jake	Native Resources	10/6/2010	Yes		10/6/2011
Widdison	Jason	Cashman Equipment	10/6/2010	Yes		10/6/2011
Meyers	Jay	SELF-EMPLOYED	10/6/2010	Yes	9/21/2013	9/21/2014
Phillips	Jeff	Las Vegas Paving	10/6/2010	Yes	9/29/2011	9/29/2012
Valentine	Jeff	SELF-EMPLOYED	10/6/2010	Yes	9/21/2013	9/21/2014
Dear	Jennie	Kiva Biological	10/6/2010	Yes		10/6/2011
Monus	Jerry	Kiva Biological	10/6/2010	Yes		10/6/2011
Reilly	Jessica	Sundance Biology	10/6/2010	Yes	3/29/2012	3/29/2013
Ivany	Jim	Bechtel Corp	10/6/2010	Yes		10/6/2011

Rosso	John	Bureau Veritas	10/6/2010	Yes		10/6/2011
Werfal	John	Bureau Veritas	10/6/2010	Yes	10/13/2011	10/13/2012
Holloway	Josh	Solar Partners	10/6/2010	Yes	9/27/2012	9/27/2013
Morales	Juan	Native Resources	10/6/2010	Yes	9/29/2011	9/29/2012
Murphy	Kelly	Las Vegas Paving	10/6/2010	Yes		10/6/2011
Lauer	Kenneth	Bechtel Corp	10/6/2010	Yes	11/10/2011	11/10/2012
	Laura	Sundance Biology	10/6/2010	Yes	4/30/2012	10/6/2011
Gainey	Leonard	Las Vegas Paving	10/6/2010	Yes		10/6/2011
Backus	Leslie	Sundance Biology	10/6/2010	Yes		10/6/2011
Rose	Lori	Solar Partners	10/6/2010	Yes	9/19/2013	9/19/2013
Jones	Marilyn	Securitas	10/6/2010	Yes		10/6/2011
Tobin	Mark	Bureau Veritas	10/6/2010	Yes		10/6/2011
Wagner	Mark	Bechtel Corp	10/6/2010	Yes	10/27/2011	10/27/2012
Havelka	Max	SELF-EMPLOYED	10/6/2010	Yes	9/21/2013	9/21/2014
Stevens	Melinda	Knight and Leavitt	10/6/2010	Yes	9/27/2012	9/27/2013
Vaughn	Mercy	Sundance Biology	10/6/2010	Yes	9/29/2011	9/29/2012
Warren	Michele	Las Vegas Paving	10/6/2010	Yes		10/6/2011
Gray	Mike	Cashman Equipment	10/6/2010	Yes		10/6/2011
Powada	Mike	Cashman Equipment	10/6/2010	Yes		10/6/2011
TRAPHAGEN	MYLO	SOLAR PARTNERS	10/6/2010	Yes	5/9/2013	5/9/2014
Wiley	Nancy	Sundance Biology	10/6/2010	Yes	3/29/2012	3/29/2013
Jones	Nate	Sundance Biology	10/6/2010	Yes	9/29/2011	9/29/2012
Gerke	Nicholas	Cashman Equipment	10/6/2010	Yes		10/6/2011
Stephens	Nicole	SELF-EMPLOYED	10/6/2010	Yes	9/21/2013	9/21/2014
Orr	Ophir	BrightSource Energy	10/6/2010	Yes		10/6/2011
Lamb	Pat	Native Resources	10/6/2010	Yes		10/6/2011
Staszesky	Paul	Bechtel Corp	10/6/2010	Yes		10/6/2011
Carr	Peter	Bechtel Corp	10/6/2010	Yes	8/9/2012	8/9/2013
Woodman	Peter	Kiva Biological	10/6/2010	Yes	9/29/2011	9/29/2012
Deschen	Phillip	Cashman Equipment	10/6/2010	Yes		10/6/2011
Day	Rainey	BrightSource Energy	10/6/2010	Yes	9/13/2012	9/13/2013
Crawford	Richard	Sundance Biology	10/6/2010	Yes	1/5/2012	1/5/2013
Griffith	Richard	Las Vegas Paving	10/6/2010	Yes	9/29/2011	9/29/2012
Regalado	Robert	Bechtel Corp	10/6/2010	Yes	10/20/2011	10/20/2012
Flint	Ronald	Securitas	10/6/2010	Yes		10/6/2011
Calderon	Ruben	Native Resources	10/6/2010	Yes	9/29/2011	9/29/2012
Luna	Ruben	Native Resources	10/6/2010	Yes	9/29/2011	9/29/2012
Young	Ryan	Phoenix Ecological	10/6/2010	Yes		10/6/2011
Cadenas	Santos	Securitas	10/6/2010	Yes		10/6/2011
Regan	Sean	Las Vegas Paving	10/6/2010	Yes		10/6/2011
Stevens	Sirena	Securitas	10/6/2010	Yes		10/6/2011
Callahan	Steve	Cashman Equipment	10/6/2010	Yes		10/6/2011
DeYoung	Steve	BrightSource Energy	10/6/2010	Yes		10/6/2011
Hipson	Steve	Bechtel Corp	10/6/2010	Yes		10/6/2011
Copeland	Terry	Bechtel Corp	10/6/2010	Yes	4/17/2013	4/17/2014
Vosler	Terry	Bureau Veritas	10/6/2010	Yes	2/21/2013	2/14/2014
Carter	Tex	Las Vegas Paving	10/6/2010	Yes	9/29/2011	9/29/2012
Jackson	Thomas	Phoenix Ecological	10/6/2010	Yes	12/13/2012	12/13/2013
Stewart	Todd	BrightSource Energy	10/6/2010	Yes		10/6/2011
Bartels	Tom	Sundance Biology	10/6/2010	Yes	9/29/2011	9/29/2012
Dame	Tom	Hercules Machinery	10/6/2010	Yes		10/6/2011
Frankert	Tom	Bechtel Corp	10/6/2010	Yes	10/6/2011	10/6/2012
Horniak	Tom	Bechtel Corp	10/6/2010	Yes		10/6/2011

Scott	Tracy	Sundance Biology	10/6/2010	Yes	9/29/2011	9/29/2012
Hildreth	Troy	Las Vegas Paving	10/6/2010	Yes	11/3/2011	11/3/2012
Langi	Uinimila	Securitas	10/6/2010	Yes		10/6/2011
Cudmore	Walt	Bechtel Corp	10/6/2010	Yes	7/25/2013	7/25/2014
Reynolds	Warren	Securitas	10/6/2010	Yes		10/6/2011
Ball	Wayne	SELF-EMPLOYED	10/6/2010	Yes	9/21/2013	9/21/2014
Boarman	William	CSRC	10/6/2010	Yes		10/6/2011
Speakman	William	Las Vegas Paving	10/6/2010	Yes	9/29/2011	9/29/2012
Weise	Bruce	SELF-EMPLOYED	10/7/2010	Yes	9/21/2013	9/21/2014
Helton	Clinton	CH2MHill	10/7/2010	Yes		10/7/2011
Jundt	Jonathan	Cashman Equipment	10/7/2010	Yes		10/7/2011
Rojansky	Michael	BrightSource II	10/8/2010	Yes		10/8/2011
Varra	Antonio	Las Vegas Paving	10/11/2010	Yes	11/10/2011	11/10/2012
Edens	Ava	CH2MHill	10/11/2010	Yes		10/11/2011
Nosratbakhsh	Brenden	Sundance Biology	10/11/2010	Yes		10/11/2011
Porizek	Brett	Las Vegas Paving	10/11/2010	Yes		10/11/2011
Weise	Bruce	Sundance Biology	10/11/2010	Yes		10/11/2011
Furman	Cynthia	Solar Partners	10/11/2010	Yes	5/13/2013	5/13/2014
Eytani	Danny	BrightSource Energy	10/11/2010	Yes	12/1/2011	12/1/2012
Prival	David	Sundance Biology	10/11/2010	Yes	9/29/2011	9/29/2012
Feldman	Emily	Geovision	10/11/2010	Yes		10/11/2011
Baca	Gilbert	Bureau Veritas	10/11/2010	Yes	10/6/2011	10/6/2012
McKinstry	Greg	Halladay and Mimmack	10/11/2010	Yes		10/11/2011
Lazo	Guillermo	Halladay and Mimmack	10/11/2010	Yes		10/11/2011
Daly	Imogen	Sundance Biology	10/11/2010	Yes	9/13/2012	9/13/2013
Borgmeyer	James	Sundance Biology	10/11/2010	Yes	10/27/2011	10/27/2012
Brouwer	Jennifer	Sundance Biology	10/11/2010	Yes	9/29/2011	9/29/2012
Botelho	Jennifer	ENGEO	10/11/2010	Yes		10/11/2011
Sargent	Jim	IUOE Local 12	10/11/2010	Yes		10/11/2011
Gray	Joe	ENGEO	10/11/2010	Yes		10/11/2011
Barratt	Jonathan	Sundance Biology	10/11/2010	Yes		10/11/2011
Molitor	Kirk	Las Vegas Paving	10/11/2010	Yes	9/27/2012	9/27/2013
Mjos	Leif	Sundance Biology	10/11/2010	Yes	9/29/2011	9/29/2012
Palkow	Lorie	Bechtel Corp	10/11/2010	Yes	9/29/2011	9/29/2012
Brouwer	Mark	Sundance Biology	10/11/2010	Yes		10/11/2011
Zafra	Marvin	Las Vegas Paving	10/11/2010	Yes	9/29/2011	9/29/2012
Bassett	Mike	Sundance Biology	10/11/2010	Yes	9/29/2011	9/29/2012
Patel	Nimesh	Geotherm	10/11/2010	Yes		10/11/2011
Lam	Patrick	ENGEO	10/11/2010	Yes		10/11/2011
Frank	Paul	Sundance Biology	10/11/2010	Yes		10/11/2011
Fuchs	Paul	Sundance Biology	10/11/2010	Yes	3/22/2012	3/22/2013
Barajas	Rafael	Las Vegas Paving	10/11/2010	Yes		10/11/2011
Watkins	Randall	Knight and Leavitt	10/11/2010	Yes	9/19/2013	9/19/2014
Hertel	Ron	Bechtel Corp	10/11/2010	Yes		10/11/2011
Corrat	Sabino	Las Vegas Paving	10/11/2010	Yes		10/11/2011
Jabbour	Samuel	Bechtel Corp	10/11/2010	Yes		10/11/2011
Hillard	Scott	SBE	10/11/2010	Yes		10/11/2011
Dunbar	Steve	Las Vegas Paving	10/11/2010	Yes		10/11/2011
Gonzalez	Victor	Geovision	10/11/2010	Yes		10/11/2011
Middleton	Wendy	Sundance Biology	10/11/2010	Yes	9/29/2011	9/29/2012
Clark	William/Bill	CBC/CH2MHill	10/11/2010	Yes	4/30/2013	4/30/2014
Sessions	Adam	Bureau Veritas	10/18/2010	Yes		10/18/2011
Wiley	Bob	Teamsters 166	10/18/2010	Yes	11/14/2012	11/14/2013

O'Brien	Brenden	Sundance Biology	10/18/2010	Yes	9/29/2011	9/29/2012
Parker	Cary	IUOE Local 12	10/18/2010	Yes		10/18/2011
Rubinfeld	Corey	Kiva Biological	10/18/2010	Yes		10/18/2011
Welch	Cory	Davis Glass	10/18/2010	Yes		10/18/2011
Chuck	Dahlf	Las Vegas Paving	10/18/2010	Yes	10/6/2011	10/6/2012
Barth	Dale	Davis Glass	10/18/2010	Yes		10/18/2011
Boskovich	Dale	Construction Testing	10/18/2010	Yes		10/18/2011
Ewens	Daniel	CH2MHill	10/18/2010	Yes		10/18/2011
Petersen	Harry	Construction Testing	10/18/2010	Yes		10/18/2011
Jones	Jeremy	Las Vegas Paving	10/18/2010	Yes		10/18/2011
Buffington	Jim	Sundance Biology	10/18/2010	Yes		10/18/2011
Nolan	Joan	Bechtel Corp	10/18/2010	Yes	8/1/2013	8/1/2014
Steinem	John	Bechtel Corp	10/18/2010	Yes	10/13/2011	10/13/2012
Duarte	Jose	Bechtel Corp	10/18/2010	Yes	8/1/2013	8/1/2014
Douglas	Joseph	CEC	10/18/2010	Yes		10/18/2011
Griffithe	Kenneth	Bureau Veritas	10/18/2010	Yes		10/18/2011
Foley	Kristine	Sundance Biology	10/18/2010	Yes	9/29/2011	9/29/2012
Kruger	Mark	Addison Equipment	10/18/2010	Yes		10/18/2011
Ansari	Odin	Bureau Veritas	10/18/2010	Yes		10/18/2011
Jorden	Rob	Davis Glass	10/18/2010	Yes		10/18/2011
Hughes	Robert	Bechtel Corp	10/18/2010	Yes	10/13/2011	10/13/2012
Wilson	Travis	Bechtel Corp	10/18/2010	Yes	10/6/2011	10/6/2012
Mach	Alex	Kiva Biological	10/21/2010	Yes	9/29/2011	9/29/2012
Steely	Alex	Kiva Biological	10/21/2010	Yes		10/21/2011
Wiley	Amy	Solar Partners	10/21/2010	Yes	9/27/2012	9/27/2013
Firmin	Andy	ENGEO	10/21/2010	Yes		10/21/2011
Abesassis	Clark	Las Vegas Paving	10/21/2010	Yes		10/21/2011
Cisco	Fred	Bechtel Corp	10/21/2010	Yes		10/21/2011
Jewell	George	Jensen Drilling	10/21/2010	Yes		10/21/2011
Morrison	John	Jensen Drilling	10/21/2010	Yes		10/21/2011
Casey	Joseph	Jensen Drilling	10/21/2010	Yes		10/21/2011
Holmes	Ken	Sundance Biology	10/21/2010	Yes		10/21/2011
Walsh	Kevin	Cerba Environmental	10/21/2010	Yes		10/21/2011
Habersaat	Leland	Jensen Drilling	10/21/2010	Yes		10/21/2011
Jenkins	Mat	Las Vegas Paving	10/21/2010	Yes		10/21/2011
Cottingham	Paul	ENGEO	10/21/2010	Yes		10/21/2011
Wirthlin	Pierce	Las Vegas Paving	10/21/2010	Yes		10/21/2011
Tibbits	Robert	Las Vegas Paving	10/21/2010	Yes		10/21/2011
Alvarado	Roberto	Jensen Drilling	10/21/2010	Yes		10/21/2011
Holbek	Suren	Sundance Biology	10/21/2010	Yes	3/22/2012	3/22/2013
Minzer	Toby	Las Vegas Paving	10/21/2010	Yes		10/21/2011
Keller	Aaron	Kiva Biological	10/25/2010	Yes		10/25/2011
Skromme	Arik	Kiva Biological	10/25/2010	Yes	1/10/2013	1/10/2014
Hanley	Brenda	Sundance Biology	10/25/2010	Yes		10/25/2011
Hatton	Christina	Kiva Biological	10/25/2010	Yes		10/25/2011
Mitchell	Corey	Sundance Biology	10/25/2010	Yes		10/25/2011
Bennett	Courtney	Sundance Biology	10/25/2010	Yes		10/25/2011
Copeland	Don	Sundance Biology	10/25/2010	Yes		10/25/2011
Mohlmann	Jake	Sundance Biology	10/25/2010	Yes		10/25/2011
Llamas	Joe	Las Vegas Paving	10/25/2010	Yes	10/20/2011	10/20/2012
Cassidy	John	Bechtel Corp	10/25/2010	Yes	10/20/2011	10/20/2012
Hillman	John	BrightSource	10/25/2010	Yes	9/27/2012	9/27/2013
Stewart	John	Las Vegas Paving	10/25/2010	Yes		10/25/2011

Murphy	Joshua	Las Vegas Paving	10/25/2010	Yes	10/20/2011	10/20/2012
Lucas	Kevin	Kiva Biological	10/25/2010	Yes		10/25/2011
Dutcher	Kristen	Kiva Biological	10/25/2010	Yes		10/25/2011
Sally	Mike	Kiva Biological	10/25/2010	Yes	9/29/2011	9/29/2012
Livingston	Patrick	Sundance Biology	10/25/2010	Yes		10/25/2011
Snapp	Randy	Bechtel Corp	10/25/2010	Yes		10/25/2011
McGuire	Raphael	Kiva Biological	10/25/2010	Yes		10/25/2011
Jackson	Rosemary	Kiva Biological	10/25/2010	Yes	10/13/2011	10/13/2012
Boisvert	Sally	Kiva Biological	10/25/2010	Yes		10/25/2011
Hanner	Sara	Kiva Biological	10/25/2010	Yes		10/25/2011
Magart	Teresa	Kiva Biological	10/25/2010	Yes	9/29/2011	9/29/2012
Hockin	Tim	Kiva Biological	10/25/2010	Yes	3/29/2012	3/29/2013
Koich	Tim	Las Vegas Paving	10/25/2010	Yes		10/25/2011
Rasmussen	Tonya	Kiva Biological	10/25/2010	Yes	3/22/2012	3/22/2013
Taylor	Tracy	Sundance Biology	10/25/2010	Yes	9/29/2011	9/29/2012
Ose	Trevor	Kiva Biological	10/25/2010	Yes	12/22/2011	12/22/2012
Davis	Adrian	Las Vegas Paving	10/26/2010	Yes		10/26/2011
Manger	Art	Teamsters 166	10/26/2010	Yes		10/26/2011
Reed	Carly	Teamsters 166	10/26/2010	Yes	11/14/2012	11/14/2013
Ragland	Christopher	Las Vegas Paving	10/26/2010	Yes		10/26/2011
Morwood	David	Las Vegas Paving	10/26/2010	Yes	10/27/2011	10/27/2012
Martin	Frank	Las Vegas Paving	10/26/2010	Yes		10/26/2011
Dressler	Fred	Las Vegas Paving	10/26/2010	Yes		10/26/2011
Villareal	Gabriel	Ironworkers 433	10/26/2010	Yes	10/27/2011	10/27/2012
Copeland	Ian	Bechtel Corp	10/26/2010	Yes		10/26/2011
Charles Jr	Joe	Las Vegas Paving	10/26/2010	Yes	10/27/2011	10/27/2012
Brown	John	IBEW 477	10/26/2010	Yes	1/12/2012	1/12/2013
Acosta	Johnny	Las Vegas Paving	10/26/2010	Yes		10/26/2011
Platten	Kenneth	Teamsters 166	10/26/2010	Yes		10/26/2011
Butler	Mark	Las Vegas Paving	10/26/2010	Yes		10/26/2011
Bird	Matt	Bechtel Corp	10/26/2010	Yes	10/27/2011	10/27/2012
Jacobs	Nickolaus	BrightSource Energy	10/26/2010	Yes		10/26/2011
Yarbery	Norman	CTS	10/26/2010	Yes		10/26/2011
Brown	Perry	IBEW 477	10/26/2010	Yes	11/14/2012	11/14/2013
Dienes	Robert	Las Vegas Paving	10/26/2010	Yes		10/26/2011
Goins	Robert	Teamsters 166	10/26/2010	Yes		10/26/2011
Nairn	Rowan	Bechtel Corp	10/26/2010	Yes	10/13/2011	10/13/2012
Hester	Ryan	Las Vegas Paving	10/26/2010	Yes	11/3/2011	11/3/2012
Hurshman	Tom	BLM	10/26/2010	Yes		10/26/2011
Carter	Charles	Geovision	11/1/2010	Yes		11/1/2011
Campos	David	Bechtel Corp	11/1/2010	Yes	10/27/2011	10/27/2012
Cardenas	Gloriella	CH2MHill	11/1/2010	Yes		11/1/2011
Daniel	Gregory	Bechtel Corp	11/1/2010	Yes	10/27/2011	10/27/2012
Arnold	Jennifer	Bechtel Corp	11/1/2010	Yes	10/27/2011	10/27/2012
Breedlove	Ron	Bechtel Corp	11/1/2010	Yes		11/1/2011
Waghmode	Shriram	Bechtel Corp	11/1/2010	Yes	8/1/2013	8/1/2014
Duarte	Vincent	Crown Fence	11/1/2010	Yes	9/15/2011	9/15/2012
Martine	Andrea	California Energy Com	11/3/2010	Yes		11/3/2011
Munger	Brenner	California Energy Com	11/3/2010	Yes		11/3/2011
Watson	Carol	California Energy Com	11/3/2010	Yes		11/3/2011
Dennis	Chris	California Energy Com	11/3/2010	Yes		11/3/2011
Marxen	Chris	California Energy Com	11/3/2010	Yes		11/3/2011
Snow	Christina	California Energy Com	11/3/2010	Yes		11/3/2011

Stora	Christine	California Energy Com	11/3/2010	Yes		11/3/2011
Flores	David	California Energy Com	11/3/2010	Yes		11/3/2011
Bright	Erin	California Energy Com	11/3/2010	Yes		11/3/2011
Lesh	Geoff	California Energy Com	11/3/2010	Yes		11/3/2011
Bemis	Gerry	California Energy Com	11/3/2010	Yes		11/3/2011
Adams	James	California Energy Com	11/3/2010	Yes		11/3/2011
Carrier	John	CH2MHill	11/3/2010	Yes		11/3/2011
Nishida	Joy	California Energy Com	11/3/2010	Yes		11/3/2011
Forrest	Kathleen	California Energy Com	11/3/2010	Yes		11/3/2011
Finn	Mary	CH2MHill	11/3/2010	Yes		11/3/2011
Marshall	Paul	California Energy Com	11/3/2010	Yes		11/3/2011
York	Rick	California Energy Com	11/3/2010	Yes		11/3/2011
Khoshmashrab	Shahab	California Energy Com	11/3/2010	Yes		11/3/2011
Tie	Bruce	CTS	11/8/2010	Yes		11/8/2011
Walls	Butch	EDM Services	11/8/2010	Yes		11/8/2011
Sanderson	Deanna	Sundance Biology	11/8/2010	Yes		11/8/2011
Post	Greg	Bechtel Corp	11/8/2010	Yes	7/25/2013	7/25/2014
Smith	Keith	Crown Fence	11/8/2010	Yes		11/8/2011
Phagoo	Kris	Bechtel Corp	11/8/2010	Yes	7/25/2013	7/25/2014
Bobinecz	Michael	BrightSource Energy	11/8/2010	Yes	10/13/2011	10/13/2012
McGehee	Tim	Elemental Energy	11/8/2010	Yes	11/10/2011	11/10/2012
Lamont	William	Securitas	11/8/2010	Yes		11/8/2011
Rylen	Alex	Securitas	11/15/2010	Yes		11/15/2011
Sander	Alex	Securitas	11/15/2010	Yes		11/15/2011
Hernandez	Bravio	Securitas	11/15/2010	Yes		11/15/2011
Ravotta	Christian	Bechtel Corp	11/15/2010	Yes	1/24/2013	1/24/2014
Branker	Cory	Bureau Veritas	11/15/2010	Yes		11/15/2011
Sikorski	David	Las Vegas Paving	11/15/2010	Yes		11/15/2011
Boleman	Eyal	BrightSource	11/15/2010	Yes		11/15/2011
Allen	Guy	Las Vegas Paving	11/15/2010	Yes	6/28/2012	6/28/2013
Burnett	Harvey	Securitas	11/15/2010	Yes		11/15/2011
White	Jacob	ENGEO	11/15/2010	Yes		11/15/2011
Witt	Jessica	Bechtel Corp	11/15/2010	Yes		11/15/2011
Kline	Jim	Jet Drill	11/15/2010	Yes		11/15/2011
Jenkins	Joshua	Las Vegas Paving	11/15/2010	Yes		11/15/2011
Coleman	Mark	Bechtel Corp	11/15/2010	Yes	11/3/2011	11/3/2012
Diaz	Michael	Securitas	11/15/2010	Yes		11/15/2011
Thomas	Michael	Securitas	11/15/2010	Yes		11/15/2011
Turner	Mike	ENGEO	11/15/2010	Yes		11/15/2011
Boone	Morris	Bechtel Corp	11/15/2010	Yes	11/10/2011	11/10/2012
Steller	Robert	Geovision	11/15/2010	Yes		11/15/2011
Davis	Stephen	Bechtel	11/15/2010	Yes	10/7/2013	10/7/2014
Koning	Thomas	Securitas	11/15/2010	Yes	11/10/2011	11/10/2012
Brown	Tim	Las Vegas Paving	11/15/2010	Yes		11/15/2011
Lacey	Tom	Las Vegas Paving	11/15/2010	Yes		11/15/2011
Taylor	Tommy	Jet Drill	11/15/2010	Yes		11/15/2011
Dynbar	Troy	Bechtel Corp	11/15/2010	Yes	11/3/2011	11/3/2012
Eylat	Udi	BrightSource	11/15/2010	Yes		11/15/2011
Perez	Alfonso, Jr.	Layne Christensen	11/22/2010	Yes		11/22/2011
Witrago	Antonio	Layne Christensen	11/22/2010	Yes		11/22/2011
Thomas	Edison	Layne Christensen	11/22/2010	Yes		11/22/2011
Amezquita	Hugo	Layne Christensen	11/22/2010	Yes		11/22/2011
Guzman	Juan	Layne Christensen	11/22/2010	Yes		11/22/2011

Weddle	Justin	Las Vegas Paving	11/22/2010	Yes		11/22/2011
Enriquez	Luis	Layne Christensen	11/22/2010	Yes		11/22/2011
Quinonos	Marting	Layne Christensen	11/22/2010	Yes		11/22/2011
Shelley	Mike	Bechtel Corp	11/22/2010	Yes		11/22/2011
Canning	Shawn	Las Vegas Paving	11/22/2010	Yes	10/20/2011	10/20/2012
Turansky	Thomas	Bureau Veritas	11/22/2010	Yes	1/12/2012	1/12/2013
Olveda	Victor	Layne Christensen	11/22/2010	Yes		11/22/2011
Bautista	Brian	Layne Christensen	11/29/2010	Yes		11/29/2011
Fong	Carlos	Las Vegas Paving	11/29/2010	Yes	6/28/2012	6/28/2013
Chhetri	Dilip	Bechtel Corp	11/29/2010	Yes	10/13/2011	10/13/2012
Grace	Gary	Layne Christensen	11/29/2010	Yes		11/29/2011
Rollins	Glen	Las Vegas Paving	11/29/2010	Yes		11/29/2011
Gragson	Grant	Las Vegas Paving	11/29/2010	Yes		11/29/2011
Hernandez	Jorge	Layne Christensen	11/29/2010	Yes		11/29/2011
Alba	Jose	Layne Christensen	11/29/2010	Yes		11/29/2011
Serna	Jose	Layne Christensen	11/29/2010	Yes		11/29/2011
Evans	Mark	Layne Christensen	11/29/2010	Yes		11/29/2011
Fanning	Mark	Las Vegas Paving	11/29/2010	Yes		11/29/2011
Vallejo	Ruben	Las Vegas Paving	11/29/2010	Yes		11/29/2011
Hanke	Steve	Barney's Hole Digging	11/29/2010	Yes		11/29/2011
Hammell	Troy	Barney's Hole Digging	11/29/2010	Yes		11/29/2011
Layland	William	Las Vegas Paving	11/29/2010	Yes		11/29/2011
Dan	Amit	BrightSource	12/6/2010	Yes	11/29/2012	11/29/2013
Arguesta	Asucar	40 Roosters	12/6/2010	Yes		12/6/2011
Fertall	Corey	Quick Set	12/6/2010	Yes		12/6/2011
Tate	Dan	Caterpillar	12/6/2010	Yes		12/6/2011
Ayers	David	Quick Set	12/6/2010	Yes		12/6/2011
Molind	David	Tony's Mobile Homes	12/6/2010	Yes		12/6/2011
Swetky	David	Cashman Equipment	12/6/2010	Yes		12/6/2011
Vica	Donald	Cashman Equipment	12/6/2010	Yes		12/6/2011
Hendrickson	Dustin	Cashman Equipment	12/6/2010	Yes		12/6/2011
Benton	Earl	Cashman Equipment	12/6/2010	Yes		12/6/2011
Prado	Fodasio	40 Roosters	12/6/2010	Yes		12/6/2011
Martin	Gregg	Bechtel Corp	12/6/2010	Yes	12/8/2011	12/8/2012
Nunez	Guadalupe	40 Roosters	12/6/2010	Yes		12/6/2011
Huss	Hagai	BrightSource	12/6/2010	Yes	9/13/2012	9/13/2013
Harris	Iain	Bechtel Corp	12/6/2010	Yes		12/6/2011
Mouilso	Jack	Bechtel Corp	12/6/2010	Yes	12/8/2011	12/8/2012
Dominguez	Jacob	Las Vegas Paving	12/6/2010	Yes		12/6/2011
Grubbs	James	Layne Christensen	12/6/2010	Yes		12/6/2011
Lambort	Jeff	Cashman Equipment	12/6/2010	Yes		12/6/2011
Hyers	Jerry	Cashman Equipment	12/6/2010	Yes	4/12/2012	12/6/2011
Gibson	Jim	Caterpillar	12/6/2010	Yes		12/6/2011
Gaglianello	Joe	Bechtel Corp	12/6/2010	Yes	12/1/2011	12/1/2012
Ville	Jose	Tony's Mobile Homes	12/6/2010	Yes		12/6/2011
Yost	Kenny	Quick Set	12/6/2010	Yes		12/6/2011
Argueta	Lewis	Tony's Mobile Homes	12/6/2010	Yes		12/6/2011
Gutierrez	Manuel	40 Roosters	12/6/2010	Yes		12/6/2011
McGuire	Megan	Bechtel Corp	12/6/2010	Yes	12/1/2011	12/1/2012
Larson	Mike	Bechtel Corp	12/6/2010	Yes	12/1/2011	12/1/2012
Shell	Mike	Las Vegas Paving	12/6/2010	Yes		12/6/2011
Snider	Randy	Cashman Equipment	12/6/2010	Yes		12/6/2011
Argueta	Robert	Scottman	12/6/2010	Yes		12/6/2011

Airhart	Ronnie	Bechtel Corp	12/6/2010	Yes	8/1/2013	8/1/2014
Jahnke	Scott	Bechtel Corp	12/6/2010	Yes	12/13/2012	12/13/2013
Melder	Scott	Cashman Equipment	12/6/2010	Yes		12/6/2011
Argueta	Sergio	40 Roosters	12/6/2010	Yes		12/6/2011
Keyes Jr.	Stephen	BSCM	12/6/2010	Yes	11/3/2011	11/3/2012
Goodle	Theron	Quick Set	12/6/2010	Yes		12/6/2011
Williams	Timothy	BrightSource	12/6/2010	Yes	12/8/2011	12/8/2012
Lopez	Alex	IUPAT/DC 36	12/10/2010	Yes		12/10/2011
Perez	Bill	BCTC	12/10/2010	Yes	11/14/2012	11/14/2013
Hayden	BJ	Carpenters	12/10/2010	Yes	11/14/2012	11/14/2013
Mendenhall	Carl	IUOE Local 12	12/10/2010	Yes	11/14/2012	11/14/2013
O'Dell	Dale	UA LU 669	12/10/2010	Yes	12/1/2011	12/1/2012
Fritchel	Dave	Plasters 200	12/10/2010	Yes		12/10/2011
Hall	David	IBEW 477	12/10/2010	Yes	12/1/2011	12/1/2012
Shaver	David	Sheet Metal	12/10/2010	Yes	12/1/2011	12/1/2012
Friel	Duane	IUOE Local 12	12/10/2010	Yes	11/14/2012	11/14/2013
Zepeda	Fernanco	HFIAW Local #5	12/10/2010	Yes		12/10/2011
Crouch	Frank	CPU Ent In BSIM	12/10/2010	Yes		12/10/2011
Gonzales	Gary	IBEW 477	12/10/2010	Yes		12/10/2011
Pester	James	Millwright	12/10/2010	Yes		12/10/2011
Gleason	Jeff	Boilermakers #92	12/10/2010	Yes		12/10/2011
Elliott	Jerry	UA 250	12/10/2010	Yes		12/10/2011
Davidson	John	Teamster Apprentice	12/10/2010	Yes	11/14/2012	11/14/2013
McCaslund	Kenny	COD Teamster 166	12/10/2010	Yes	12/1/2011	12/1/2012
Enriquez	Marcos	Cement Mason Local #500	12/10/2010	Yes	12/1/2011	12/1/2012
Thomas	Mark	Boilermakers #92	12/10/2010	Yes	12/1/2011	12/1/2012
Long	Peggy	IBEW 477	12/10/2010	Yes		12/10/2011
Nead	Rene	Glaziers 636	12/10/2010	Yes		12/10/2011
Edwards	Richard	UA Local 364	12/10/2010	Yes		12/10/2011
Klepper	Robert	Local #5	12/10/2010	Yes	12/1/2011	12/1/2012
Luna	Rudy Jr.	Cement Mason Local #500	12/10/2010	Yes	12/1/2011	12/1/2012
CalPine	Ryan	Local 109	12/10/2010	Yes		12/10/2011
Mattern	Scott	Millwright	12/10/2010	Yes	11/14/2012	11/14/2013
Diaz	Victor	Local #5	12/10/2010	Yes		12/10/2011
Collie	Adelbert	Bechtel Corp	12/13/2010	Yes		12/13/2011
Villalorsos	Bernabe	Layne Christensen	12/13/2010	Yes		12/13/2011
Perry	Breck	Las Vegas Paving	12/13/2010	Yes		12/13/2011
Robinson	Chris	Dielco Crane	12/13/2010	Yes		12/13/2011
DelCastillo	Daniel	Bechtel Corp	12/13/2010	Yes		12/13/2011
Ferro	Don	Bechtel Corp	12/13/2010	Yes	12/8/2011	12/8/2012
Grayman	Donny	Ironworkers 416	12/13/2010	Yes		12/13/2011
Schaaf	Dumah	Bechtel Corp	12/13/2010	Yes	12/8/2011	12/8/2012
Smith	Fred	Bechtel Corp	12/13/2010	Yes		12/13/2011
Lewis	Grant	Las Vegas Paving	12/13/2010	Yes		12/13/2011
Wilson	Jay	Bechtel Corp	12/13/2010	Yes	10/7/2013	10/7/2014
Asgari	Kavon	Abatix	12/13/2010	Yes		12/13/2011
Leaser	Kelly	Las Vegas Paving	12/13/2010	Yes		12/13/2011
Lauer	Ken	Bechtel Corp	12/13/2010	Yes		12/13/2011
Myers	Larry	Las Vegas Paving	12/13/2010	Yes		12/13/2011
Wirtz	Larry	Bechtel Corp	12/13/2010	Yes	12/8/2011	12/8/2012
Schultz	Lee	Abatix	12/13/2010	Yes		12/13/2011
Mack	Marcus	Bechtel Corp	12/13/2010	Yes	12/8/2011	12/8/2012
Shannon	Marty	Las Vegas Paving	12/13/2010	Yes		12/13/2011

Campuzano	Mike	Las Vegas Paving	12/13/2010	Yes		12/13/2011
Summerfield	Nathan	Bechtel Corp	12/13/2010	Yes	12/8/2011	12/8/2012
Greenhagen	Richard	Ironworkers 416	12/13/2010	Yes	12/1/2011	12/1/2012
Felkins	Steve	Dielco Crane	12/13/2010	Yes		12/13/2011
Banuelos	Victor	Bechtel Corp	12/13/2010	Yes	12/8/2011	12/8/2012
Kelteseh	Andy	Bechtel Corp	12/20/2010	Yes		12/20/2011
Rolgun	Anthony	Bechtel Corp	12/20/2010	Yes		12/20/2011
Hall	Anthony/Tony	Las Vegas Paving	12/20/2010	Yes	11/29/2012	11/29/2013
Crotteau	Brad	PG&E	12/20/2010	Yes		12/20/2011
Moore	Brian	SCE	12/20/2010	Yes		12/20/2011
Chains	Cannon	Bechtel Corp	12/20/2010	Yes		12/20/2011
Scott	Christopher	Bechtel Corp	12/20/2010	Yes		12/20/2011
Carter	Daniel	Bechtel Corp	12/20/2010	Yes	1/10/2013	1/10/2014
Flanagan	Eddie	Securitas	12/20/2010	Yes		12/20/2011
Giandalia	Eric	SCE	12/20/2010	Yes		12/20/2011
Day	Garrett	Bechtel Corp	12/20/2010	Yes		12/20/2011
Misenhimer	Gary	Bechtel Corp	12/20/2010	Yes	12/15/2011	12/15/2012
Winn	George	H&E	12/20/2010	Yes	12/22/2011	12/22/2012
Spodstan	Grant	SCE	12/20/2010	Yes		12/20/2011
David	Irwin	Bechtel Corp	12/20/2010	Yes	12/27/2012	12/27/2013
Kilmer	Jesse	Bechtel Corp	12/20/2010	Yes	12/15/2011	12/15/2012
Partida	Jose	Bechtel Corp	12/20/2010	Yes	12/15/2011	12/15/2012
Esser	Joseph	Dielco Crane	12/20/2010	Yes		12/20/2011
Morse	Justin	SCE	12/20/2010	Yes		12/20/2011
Plutten	Kenneth	Bechtel Corp	12/20/2010	Yes	12/1/2011	12/1/2012
Elmohamady	Khaled	Bechtel Corp	12/20/2010	Yes	12/8/2011	12/8/2012
Basinger	Mike	Elemental Energy	12/20/2010	Yes		12/20/2011
Ginn	Ross	Bechtel Corp	12/20/2010	Yes	7/25/2013	7/25/2014
Anderson	Scott	H&E	12/20/2010	Yes		12/20/2011
Araujo	Teresita	Bechtel Corp	12/20/2010	Yes		12/20/2011
Francisco	Zavala	Bechtel Corp	12/20/2010	Yes		12/20/2011
Rivas	Cesar	Bechtel Corp	1/3/2011	Yes	1/10/2013	1/10/2014
Hauntz	Charles	CTS	1/3/2011	Yes		1/3/2012
Martinez	David	Bechtel Corp	1/3/2011	Yes	12/22/2011	12/22/2012
Rodriguez	Felipe	Bechtel Corp	1/3/2011	Yes	12/22/2011	12/22/2012
Greenway	Howard	Bechtel Corp	1/3/2011	Yes	12/1/2011	12/1/2012
Vasquez	Jay	P&F Distributors	1/3/2011	Yes		1/3/2012
Wallace	Jesus	Crown Fence	1/3/2011	Yes		1/3/2012
Villarreal	Jose	Bechtel Corp	1/3/2011	Yes	1/5/2012	1/5/2013
Diaz	Juan	Bechtel Corp	1/3/2011	Yes		1/3/2012
Driggs	Malcolm	O.E.TT.	1/3/2011	Yes	12/1/2011	12/1/2012
Wilke	Marc	Pac-Van	1/3/2011	Yes		1/3/2012
Casner	Neal	Bechtel Corp	1/3/2011	Yes	1/5/2012	1/5/2013
Yan	Noli Jr.	Bechtel Corp	1/3/2011	Yes	8/1/2013	8/1/2014
Benson	Pamela	Securitas	1/3/2011	Yes		1/3/2012
Lidetenhah	Ray	Bechtel Corp	1/3/2011	Yes	1/5/2012	1/5/2013
Sukta	Shayn	Bechtel Corp	1/3/2011	Yes		1/3/2012
Guzman	Alfonso	Bechtel Corp	1/10/2011	Yes		1/10/2012
Garcia	Andrew	Bechtel Corp	1/10/2011	Yes		1/10/2012
Druckerman	Andy	Bechtel Corp	1/10/2011	Yes		1/10/2012
Gillespie	Andy	Bechtel Corp	1/10/2011	Yes	4/17/2013	4/17/2014
Lucketta	Brett	Sunstate Equipment	1/10/2011	Yes		1/10/2012
Hurry	Brian	Sunstate Equipment	1/10/2011	Yes		1/10/2012

Carrasco	Cesar	Bechtel Corp	1/10/2011	Yes	1/17/2013	1/17/2014
Kennedy	Dale	Elemental Energy	1/10/2011	Yes		1/10/2012
Phelan	Debbie	Bechtel Corp	1/10/2011	Yes	1/31/2013	1/31/2014
Ruefer	Doug	Dielco Crane	1/10/2011	Yes		1/10/2012
Morales	Elias	Bechtel Corp	1/10/2011	Yes	1/5/2012	1/5/2013
Velasco	Facundo	Bechtel Corp	1/10/2011	Yes	1/24/2013	1/24/2014
Sinohui	Frank, Jr.	Bechtel Corp	1/10/2011	Yes		1/10/2012
O'Leary	Fred III	Bechtel Corp	1/10/2011	Yes		1/10/2012
Jones	Jay	Dielco Crane	1/10/2011	Yes		1/10/2012
Stieglitz	Jeff	BrightSource Energy	1/10/2011	Yes		1/10/2012
Turley	Jeffery	Sunstate Equipment	1/10/2011	Yes		1/10/2012
Meador	Jim	Bechtel Corp	1/10/2011	Yes		1/10/2012
Gallardo	Joe	Fasteners Inc.	1/10/2011	Yes		1/10/2012
Deuth	John	Bechtel Corp	1/10/2011	Yes		1/10/2012
Gaudin	Justin	Bechtel Corp	1/10/2011	Yes	6/5/2012	6/5/2013
Henry	Lloyd Jr.	Bechtel Corp	1/10/2011	Yes	1/5/2012	1/5/2013
Salazar	Mark	Bechtel Corp	1/10/2011	Yes	1/24/2013	1/24/2014
Seifert	Mark	Las Vegas Paving	1/10/2011	Yes		1/10/2012
Martin	Matthew	Las Vegas Paving	1/10/2011	Yes		1/10/2012
Gonzalez	Paul	Las Vegas Paving	1/10/2011	Yes		1/10/2012
Martinez	Rafael	Fasteners Inc.	1/10/2011	Yes		1/10/2012
Gossett	Randy	Bechtel Corp	1/10/2011	Yes		1/10/2012
Mejia	Ricardo	Bechtel Corp	1/10/2011	Yes	1/5/2012	1/5/2013
Harbett	Rick	Sunstate Equipment	1/10/2011	Yes		1/10/2012
Brown	Robert	Sunstate Equipment	1/10/2011	Yes		1/10/2012
Sinner	Robert	Dielco Crane	1/10/2011	Yes		1/10/2012
Voss	Robert T.	Bechtel Corp	1/10/2011	Yes		1/10/2012
Perlcens	Spencer	Dielco Crane	1/10/2011	Yes		1/10/2012
Flathers	Vickie	Bechtel Corp	1/10/2011	Yes	1/5/2012	1/5/2013
Renfrow	Warren	Bechtel Corp	1/10/2011	Yes	1/5/2012	1/5/2013
Rubio	Alejandro	Las Vegas Paving	1/18/2011	Yes		1/18/2012
Meza	Andrew	Bechtel Corp	1/18/2011	Yes		1/18/2012
West	Art	Bechtel Corp	1/18/2011	Yes		1/18/2012
Chandler	Barry	Las Vegas Paving	1/18/2011	Yes	10/27/2011	10/27/2012
Aviles	Cesar	Bechtel Corp	1/18/2011	Yes		1/18/2012
Comstock	Chris	Bechtel Corp	1/18/2011	Yes	1/24/2013	1/24/2014
Gibbert	Craig	Bechtel Corp	1/18/2011	Yes	2/16/2012	2/16/2013
Jones	Dale	Bechtel Corp	1/18/2011	Yes	2/21/2013	2/21/2014
Brown	David	Sunstate Equipment	1/18/2011	Yes		1/18/2012
Smith	Fred	Bechtel Corp	1/18/2011	Yes		1/18/2012
Tapia	Hector	Las Vegas Paving	1/18/2011	Yes	10/27/2011	10/27/2012
Short	J. Daniel	Sunstate Equipment	1/18/2011	Yes		1/18/2012
Butner	James	Bechtel Corp	1/18/2011	Yes	2/9/2012	2/9/2013
Owens	John	Owens MHS	1/18/2011	Yes		1/18/2012
Gregor	Joseph	Elemental Energy	1/18/2011	Yes		1/18/2012
Casey	Joseph A.	Bechtel Corp	1/18/2011	Yes	1/24/2013	1/24/2014
Mattner	Kevin	Bechtel Corp	1/18/2011	Yes	1/19/2012	1/19/2013
Johnson	Kim	Bechtel Corp	1/18/2011	Yes		1/18/2012
Johnson	Lloyd	Elemental Energy	1/18/2011	Yes		1/18/2012
Hale	Mark	Bechtel Corp	1/18/2011	Yes		1/18/2012
Marquez	Ralph	Bechtel Corp	1/18/2011	Yes		1/18/2012
Moreno	Ricardo	Bechtel Corp	1/18/2011	Yes		1/18/2012
Mack	Roxanna	Bechtel Corp	1/18/2011	Yes	2/14/2013	2/14/2014

Zaugg	Spencer	Las Vegas Paving	1/18/2011	Yes	10/27/2011	10/27/2012
Reiner	Thomas	Owens MHS	1/18/2011	Yes		1/18/2012
Ellis	Tom	Bechtel Corp	1/18/2011	Yes		1/18/2012
Porter	Wes	Elemental Energy	1/18/2011	Yes		1/18/2012
Peterson	Bo	Layne Christensen	1/24/2011	Yes		1/24/2012
Noves	Carlos	Layne Christensen	1/24/2011	Yes		1/24/2012
Chesnut	Cole	Pacific Rim Construction	1/24/2011	Yes		1/24/2012
Breer	Eric	Cashman Equipment	1/24/2011	Yes		1/24/2012
Lyons	Garry	Layne Christensen	1/24/2011	Yes		1/24/2012
Ramos	Gildesdo	Layne Christensen	1/24/2011	Yes		1/24/2012
Aceves	John	Layne Christensen	1/24/2011	Yes		1/24/2012
Taylor	Larry	Layne Christensen	1/24/2011	Yes		1/24/2012
Giebler	Mike	American Equipment	1/24/2011	Yes		1/24/2012
Kambeitz	Mike	Las Vegas Paving	1/24/2011	Yes	1/31/2013	1/31/2014
Lange	Monique	Bechtel Corp	1/24/2011	Yes	1/31/2013	1/31/2014
Hoover	Ray	Bechtel Corp	1/24/2011	Yes	1/24/2013	1/24/2014
Malabo	Rexford	Securitas	1/24/2011	Yes		1/24/2012
Flathers	Rick	Bechtel Corp	1/24/2011	Yes		1/24/2012
Rhodes	Rob	Cashman Equipment	1/24/2011	Yes		1/24/2012
Redington	Scott	Pacific Rim Construction	1/24/2011	Yes		1/24/2012
Dunagan	Stephen	Layne Christensen	1/24/2011	Yes		1/24/2012
Golden	Steve	Bechtel Corp	1/24/2011	Yes	2/2/2012	2/2/2013
Gibson	Vic	Securitas	1/24/2011	Yes		1/24/2012
Sumaya	Eric	Bechtel Corp	1/31/2011	Yes		1/31/2012
Perschon	Glen	Bechtel Corp	1/31/2011	Yes	1/5/2012	1/5/2013
Sayers	James	Bechtel Corp	1/31/2011	Yes	2/14/2013	2/14/2014
McKay	Jeffrey	Bechtel Corp	1/31/2011	Yes		1/31/2012
Lee	Jim	Conco	1/31/2011	Yes		1/31/2012
Highnote	Matthew	Office Plus	1/31/2011	Yes		1/31/2012
Stanley	Patrick	Bechtel Corp	1/31/2011	Yes	2/23/2012	2/23/2013
Jung	Peter	Bechtel Corp	1/31/2011	Yes		1/31/2012
Cooing	Robert	Bechtel Corp	1/31/2011	Yes		1/31/2012
Davis	Ronald	Sunstate Equipment	1/31/2011	Yes		1/31/2012
Bowlin	Ross	Bechtel Corp	1/31/2011	Yes	1/26/2012	1/26/2013
Lampkey	Sonny	Sunstate Equipment	1/31/2011	Yes		1/31/2012
Gallegos	Steve	Bechtel Corp	1/31/2011	Yes		1/31/2012
Speffanich	Stuart	Conco	1/31/2011	Yes		1/31/2012
Ebiya	Antonio	CTS	2/7/2011	Yes		2/7/2012
Baird	Brian	Merli	2/7/2011	Yes		2/7/2012
SPAKE	COLIN	Sundance Biology	2/7/2011	Yes	12/22/2011	12/22/2012
Foltyn	Craig	Bechtel Corp	2/7/2011	Yes	1/24/2013	1/24/2014
Shields	Dario	Bechtel Corp	2/7/2011	Yes	6/21/2012	6/21/2013
Woods	Darrin	Bechtel Corp	2/7/2011	Yes		2/7/2012
Nunez	Domingo	Bechtel Corp	2/7/2011	Yes		2/7/2012
Arriaga	Edgar	Olson Precast	2/7/2011	Yes	7/26/2012	7/26/2013
Wright	Elijah	Bechtel Corp	2/7/2011	Yes	2/9/2012	2/9/2013
Blosler	Eric	Conco	2/7/2011	Yes		2/7/2012
Somers	Eric	Sundance Biology	2/7/2011	Yes	2/2/2012	2/2/2013
Stark	Gary	Bechtel Corp	2/7/2011	Yes	1/26/2012	1/26/2013
McClonis	James	Merli	2/7/2011	Yes		2/7/2012
Nix	Jay	Southwire Co	2/7/2011	Yes		2/7/2012
Carlblom	Jerald	Bechtel Corp	2/7/2011	Yes	1/8/2013	1/8/2014
Keim	Jonas	Olson Precast	2/7/2011	Yes	7/26/2012	7/26/2013

Arcos	Juan	Conco	2/7/2011	Yes		2/7/2012
Vergara	Juan	Bechtel Corp	2/7/2011	Yes		2/7/2012
Moody	Mark	Merli	2/7/2011	Yes		2/7/2012
Riddle	Merle	Bechtel Corp	2/7/2011	Yes	1/31/2013	1/31/2014
Llamas	Michael	Bechtel Corp	2/7/2011	Yes		2/7/2012
Ward	Michael	Local 364	2/7/2011	Yes	12/1/2011	12/1/2012
Munter	Rex	Cashman Equipment	2/7/2011	Yes		2/7/2012
Nelson	Rick	Bechtel Corp	2/7/2011	Yes		2/7/2012
Graber	Ron	Bechtel Corp	2/7/2011	Yes	2/16/2012	2/16/2013
Willingham	Roy	Southwire Co	2/7/2011	Yes		2/7/2012
Castillo	Salvador	Bechtel Corp	2/7/2011	Yes	10/7/2013	10/7/2014
Scott	Sebastian	Bechtel Corp	2/7/2011	Yes	1/26/2012	1/26/2013
Lanphear	Terry	Bechtel Corp	2/7/2011	Yes	1/8/2013	1/8/2014
Istuah	Wally	Merli	2/7/2011	Yes		2/7/2012
Lopez	Alex	Bechtel Corp	2/14/2011	Yes	12/22/2011	12/22/2012
Merry	Anthony	Elemental Energy	2/14/2011	Yes		2/14/2012
Castaneda	Arthur	Bechtel Corp	2/14/2011	Yes	2/16/2012	2/16/2013
Noren	Bill	Bechtel Corp	2/14/2011	Yes	2/14/2013	2/14/2014
Jordan	Bruce	Ahern Rentals	2/14/2011	Yes		2/14/2012
Spicer	Bryan	BSCM	2/14/2011	Yes		2/14/2012
Lanning	Chris	Bechtel Corp	2/14/2011	Yes	2/16/2012	2/16/2013
Morgan	Clayton	Bechtel Corp	2/14/2011	Yes		2/14/2012
Pilkington	Clint III	Bechtel Corp	2/14/2011	Yes	2/16/2012	2/16/2013
Chavez	Domingo	Bechtel Corp	2/14/2011	Yes		2/14/2012
Ornelas	Edmond	Olson Precast	2/14/2011	Yes		2/14/2012
Tallick	Edward	Bechtel Corp	2/14/2011	Yes	2/16/2012	2/16/2013
Clemens	Frank	Bechtel Corp	2/14/2011	Yes	2/2/2012	2/2/2013
Moise	Gene	Sundance Biology	2/14/2011	Yes		2/14/2012
Sanchez	Javier P.	Bechtel Corp	2/14/2011	Yes	2/9/2012	2/9/2013
Rauch	Jay	Bechtel Corp	2/14/2011	Yes	2/14/2013	2/14/2014
Parzych	Jeff	Bechtel Corp	2/14/2011	Yes	2/2/2012	2/2/2013
Scherzer	Jeffrey D.	BrightSource	2/14/2011	Yes	8/22/2013	8/22/2014
Rogers	Jimmie	Olson Precast	2/14/2011	Yes		2/14/2012
Harris	Jimmy	Bechtel Corp	2/14/2011	Yes		2/14/2012
Taylor	Josh	Ahern Rentals	2/14/2011	Yes		2/14/2012
Ross	Kawika	Bechtel Corp	2/14/2011	Yes	2/9/2012	2/9/2013
Engel-George	Kim	Bechtel Corp	2/14/2011	Yes	2/14/2013	2/14/2014
Lattin	Lenny	Sunstate Equipment	2/14/2011	Yes		2/14/2012
Colt	Michael	Sunstate Equipment	2/14/2011	Yes		2/14/2012
McNiven	Michael	Elemental Energy	2/14/2011	Yes		2/14/2012
Kluka	Mike	Bechtel Corp	2/14/2011	Yes	2/9/2012	2/9/2013
Rodriguez	Nicholas	Conco	2/14/2011	Yes		2/14/2012
Monreal	Paul	Bechtel Corp	2/14/2011	Yes	2/14/2013	2/14/2014
Uunich	Paul	Olsens	2/14/2011	Yes		2/14/2012
Slocomb	Ray	Conco	2/14/2011	Yes		2/14/2012
Cravey	Richard	Bechtel Corp	2/14/2011	Yes		2/14/2012
Kolt	Ryan	Bechtel Corp	2/14/2011	Yes	1/17/2013	1/17/2014
Lindey	Shawn	SELF-EMPLOYED	2/14/2011	Yes	9/21/2014	9/21/2014
McKinley	Steven	BrightSource	2/14/2011	Yes		2/14/2012
Duran	Vince	Bechtel Corp	2/14/2011	Yes	8/8/2013	8/8/2014
Johnston	William	Bechtel Corp	2/14/2011	Yes		2/14/2012
Xhiguez	Basilio	Bechtel Corp	2/22/2011	Yes		2/22/2012
Trinnich	Brian	Conco	2/22/2011	Yes		2/22/2012

Buster	Brit	Doka Forms	2/22/2011	Yes		2/22/2012
Lowy	Chris	Conco	2/22/2011	Yes		2/22/2012
Goldberg	Elad	BrightSource	2/22/2011	Yes	8/9/2012	8/9/2013
Ceballos	Humberto	Bechtel Corp	2/22/2011	Yes	2/9/2012	2/9/2013
Goodin	James	Bechtel Corp	2/22/2011	Yes		2/22/2012
Lumbar	James	Custom Arc	2/22/2011	Yes		2/22/2012
Frank	Kenneth	Cashman Equipment	2/22/2011	Yes		2/22/2012
Spake-Wright	Kiea	Sundance Biology	2/22/2011	Yes		2/22/2012
Biggers	Larry	Bechtel Corp	2/22/2011	Yes	2/14/2013	2/14/2014
Volovecky	Mike	Custom Arc	2/22/2011	Yes		2/22/2012
Kavathekar	Prasad	Bechtel Corp	2/22/2011	Yes	1/24/2013	1/24/2014
Morales	Ramon P.	Bechtel Corp	2/22/2011	Yes	3/14/2013	3/14/2014
Brunst	Richard	Bechtel Corp	2/22/2011	Yes	2/9/2012	2/9/2013
Ceideburg	Robert	Bechtel Corp	2/22/2011	Yes		2/22/2012
Saxelby	Robert	Conco	2/22/2011	Yes		2/22/2012
Ceideburg	Ryan	Bechtel Corp	2/22/2011	Yes	8/1/2013	8/1/2013
Delashmutt	Ryan	Custom Arc	2/22/2011	Yes		2/22/2012
Lawrence	Scott	Bechtel Corp	2/22/2011	Yes	1/31/2013	1/31/2014
Pham	Steve	Bechtel Corp	2/22/2011	Yes		2/22/2012
Sequoia	Suzin	Bechtel Corp	2/22/2011	Yes	2/14/2013	2/14/2014
Peralta	Thomas	Bechtel Corp	2/22/2011	Yes		2/22/2012
Neyses	Timothy	Bechtel Corp	2/22/2011	Yes		2/22/2012
Evans	Valerie	Securitas	2/22/2011	Yes		2/22/2012
McGehee	Bobby	Elemental Energy	2/28/2011	Yes	2/9/2012	2/9/2013
Calderon	Brigido	Fullmer	2/28/2011	Yes		2/28/2012
Link	Charles	SCE	2/28/2011	Yes		2/28/2012
Taylor	Charles	Fullmer	2/28/2011	Yes	1/26/2012	1/26/2013
Jones	Daniel	Fullmer	2/28/2011	Yes		2/28/2012
Mitchell	Danny	Fullmer	2/28/2011	Yes		2/28/2012
Ballinger	David	Fullmer	2/28/2011	Yes		2/28/2012
Mowry	Donald E.	Elemental Energy	2/28/2011	Yes		2/28/2012
Boyd	J. Scott	SCE	2/28/2011	Yes		2/28/2012
Weidensee	Jennifer	Sundance Biology	2/28/2011	Yes		2/28/2012
Bonillas	Joe	Bechtel Corp	2/28/2011	Yes	6/5/2012	6/5/2013
Ward	John	Conco	2/28/2011	Yes		2/28/2012
Micetich	Joshua	Conco	2/28/2011	Yes		2/28/2012
Utter	Joshua	CBC/CH2MHill	2/28/2011	Yes	4/30/2013	4/30/2014
Molle	Kevin	Fullmer	2/28/2011	Yes		2/28/2012
Savastro	Leonard	Bechtel Corp	2/28/2011	Yes	2/14/2013	2/14/2014
Mecham	Lonnie	Bechtel Corp	2/28/2011	Yes		2/28/2012
Desai	Manish	Bechtel Corp	2/28/2011	Yes		2/28/2012
King	Morgan A.	CH2M Hill	2/28/2011	Yes	1/24/2013	1/24/2014
Sipes	Randy	Bechtel Corp	2/28/2011	Yes		2/28/2012
Thibodeau	Ronald	Westside	2/28/2011	Yes		2/28/2012
Myers	Ryan	Elemental Energy	2/28/2011	Yes		2/28/2012
Hathaway	Sean	Bechtel Corp	2/28/2011	Yes	2/16/2012	2/16/2013
Hendrickson	Seth	Cashman Equipment	2/28/2011	Yes		2/28/2012
Tweet	Sharon	Custom Arc	2/28/2011	Yes	2/16/2012	2/16/2013
Laurice	Travis	SCE	2/28/2011	Yes		2/28/2012
Campbell	William	Cashman Equipment	2/28/2011	Yes		2/28/2012
Nimmo	William	Control Arc	2/28/2011	Yes		2/28/2012
Headrick	Andrew	MB Pro	3/3/2011	Yes		3/3/2012
Quilliam	Daniel R.	MB Pro	3/3/2011	Yes		3/3/2012

Erlandson	David	Sundance Biology	3/3/2011	Yes		3/3/2012
Palmeri	James	Neff Rental	3/3/2011	Yes		3/3/2012
Welch	Michael	Sundance Biology	3/3/2011	Yes	3/8/2012	3/8/2013
Clegg-Haman	Sage	Sundance Biology	3/3/2011	Yes		3/3/2012
Lahav	Amy	CH2M Hill	3/7/2011	Yes		3/7/2012
Martin	Brent	Sundance Biology	3/7/2011	Yes		3/7/2012
Morrison	Brian	Bechtel Corp	3/7/2011	Yes	2/14/2013	2/14/2014
Robinson	Byron	Vegas Drilling	3/7/2011	Yes		3/7/2012
Knowles	Craig	Sundance Biology	3/7/2011	Yes	4/19/2012	4/19/2013
Robinson	Curtis T.	Cashman Equipment	3/7/2011	Yes		3/7/2012
Shealey	Dainen P.	Crown Fence	3/7/2011	Yes		3/7/2012
James	Damon	Bechtel Corp	3/7/2011	Yes		3/7/2012
Crowder	Dennis	Bechtel Corp	3/7/2011	Yes	2/16/2012	2/16/2013
Casner	Howard	Bechtel Corp	3/7/2011	Yes		3/7/2012
Carrillo	Israel	Olson Precast	3/7/2011	Yes	8/9/2012	8/9/2013
Patterson	Jessie	Sundance Biology	3/7/2011	Yes		3/7/2012
Sizemore	Joshua	Bechtel Corp	3/7/2011	Yes	2/16/2012	2/16/2013
Butcher	Ken	Bechtel Corp	3/7/2011	Yes		3/7/2012
Stunden	Kurt	'	3/7/2011	Yes	2/14/2013	2/14/2014
Shelp	Kyle	Sundance Biology	3/7/2011	Yes		3/7/2012
Fortin	Marcel	Bechtel Corp	3/7/2011	Yes	2/9/2012	2/9/2013
Martinez	Michael	Bechtel Corp	3/7/2011	Yes		3/7/2012
Romero	Orlando	Bechtel Corp	3/7/2011	Yes		3/7/2012
Hattery	Pamela	Bechtel Corp	3/7/2011	Yes	2/16/2012	2/16/2013
Shedor	Paul	Bechtel Corp	3/7/2011	Yes		3/7/2012
Martinez	Robert	Bechtel Corp	3/7/2011	Yes	2/16/2012	2/16/2013
McDonald	Rory	Bechtel Corp	3/7/2011	Yes	3/1/2012	3/1/2013
Brandenburg	Ryan	Bechtel Corp	3/7/2011	Yes	3/8/2012	3/8/2013
Robinson	Samuel	Vegas Drilling	3/7/2011	Yes		3/7/2012
Gonzales	Shannon	Critigen	3/7/2011	Yes		3/7/2012
Bridge	Thomas	Crown Fence	3/7/2011	Yes		3/7/2012
Conticchio	Tracy	Bechtel Corp	3/7/2011	Yes		3/7/2012
Drummer	Adam	Kiva Biological	3/8/2011	Yes		3/8/2012
Cohn	Brian	SELF-EMPLOYED	3/8/2011	Yes	9/21/2013	9/21/2014
Hoover	Brian	Sundance Biology	3/8/2011	Yes		3/8/2012
Poli	Caroline	Sundance Biology	3/8/2011	Yes	3/22/2012	3/22/2013
Holcomb	Chris	Sundance Biology	3/8/2011	Yes		3/8/2012
O'Connell	Deidre	Kiva Biological	3/8/2011	Yes		3/8/2012
Aykin	Don	Sundance Biology	3/8/2011	Yes		3/8/2012
Mayer	Frank	Sundance Biology	3/8/2011	Yes		3/8/2012
DuPree	Gabriel	CH2M Hill	3/8/2011	Yes		3/8/2012
Thomas	Kevin	Sundance Biology	3/8/2011	Yes		3/8/2012
Eriksson	Mathias	Sundance Biology	3/8/2011	Yes	3/29/2012	3/29/2013
Hazen	Michelle	Sundance Biology	3/8/2011	Yes		3/8/2012
Banfield	Nathan K.	Sundance Biology	3/8/2011	Yes		3/8/2012
Shannon	Paula	Sundance Biology	3/8/2011	Yes		3/8/2012
Clinger	Sarah	Kiva Biological	3/8/2011	Yes	2/2/2012	2/2/2013
DiRuzzo	Shannon	Kiva Biological	3/8/2011	Yes	5/9/2013	5/9/2014
Thomas	Suzanne	Sundance Biology	3/8/2011	Yes		3/8/2012
Cordova	Alex Sr.	Bechtel Corp	3/14/2011	Yes	2/14/2013	2/14/2014
Dee	Anthony	Sundance Biology	3/14/2011	Yes	2/16/2012	2/16/2013
Mezas	Armando	Olson Precast	3/14/2011	Yes		3/14/2012
Hagelback	Brian	Las Vegas Paving	3/14/2011	Yes	10/27/2011	10/27/2012

Fox	Chad	Fastenal	3/14/2011	Yes		3/14/2012
Belber	Charles	Bechtel Corp	3/14/2011	Yes		3/14/2012
Hamilton	Clay	Sundance Biology	3/14/2011	Yes		3/14/2012
Newman	Cynthia	CH2M Hill	3/14/2011	Yes		3/14/2012
Martin	Dane	Cashman Equipment	3/14/2011	Yes		3/14/2012
Gutierrez	Daniel	Las Vegas Paving	3/14/2011	Yes		3/14/2012
Lozano	Daniel	Bechtel Corp	3/14/2011	Yes	3/1/2012	3/1/2013
Vaughn	Deborah	Sundance Biology	3/14/2011	Yes		3/14/2012
Bale	Ed	Cashman Equipment	3/14/2011	Yes		3/14/2012
Badham	Eric	Bechtel Corp	3/14/2011	Yes		3/14/2012
Lewandowski	Eric	Bechtel Corp	3/14/2011	Yes	2/16/2012	2/16/2013
Miller	Eric	Bechtel Corp	3/14/2011	Yes		3/14/2012
Denton	Gary	Bechtel Corp	3/14/2011	Yes	2/16/2012	2/16/2013
Wedin	Gus	Bechtel Corp	3/14/2011	Yes	2/14/2013	2/14/2014
Henson	James	Bechtel Corp	3/14/2011	Yes	3/1/2012	3/1/2013
Norwoon	Jerimy	Fastenal	3/14/2011	Yes		3/14/2012
Velazquez	Joel	Bechtel Corp	3/14/2011	Yes	2/14/2013	2/14/2014
Garcia	Jose R.	Bechtel Corp	3/14/2011	Yes	5/10/2012	5/10/2013
Haralson	Lindsey	Bechtel Corp	3/14/2011	Yes	2/14/2013	2/14/2014
Moore	Robert	Bechtel Corp	3/14/2011	Yes	3/8/2012	3/8/2013
Zarazara	Salvador	Bechtel Corp	3/14/2011	Yes	2/14/2013	2/14/2014
Sandala	Stephen	Bechtel Corp	3/14/2011	Yes		3/14/2012
Myberger	Steve	Bechtel Corp	3/14/2011	Yes		3/14/2012
Hunter	Tim	Bechtel Corp	3/14/2011	Yes		3/14/2012
Newlen	Wayne	Farwest	3/14/2011	Yes		3/14/2012
Wind	William	Las Vegas Paving	3/14/2011	Yes		3/14/2012
Cobian	Alex	Bechtel Corp	3/21/2011	Yes		3/21/2012
Doyle	Andrew	BrightSource	3/21/2011	Yes		3/21/2012
Corebova	Antonio	Cosco Fire Protection	3/21/2011	Yes		3/21/2012
Harrison	Brad	Swageler	3/21/2011	Yes		3/21/2012
Phelan	Charles R.	Bechtel Corp	3/21/2011	Yes	2/14/2013	2/14/2014
Enriquez	Chris	Bechtel Corp	3/21/2011	Yes		3/21/2012
Hobbs	Chris	Cosco Fire Protection	3/21/2011	Yes		3/21/2012
Miller	Christopher	Bechtel Corp	3/21/2011	Yes	12/22/2011	12/22/2012
Shelton	Eddy	Cosco Fire Protection	3/21/2011	Yes		3/21/2012
Nelson	Erik	Bechtel Corp	3/21/2011	Yes	3/1/2012	3/1/2013
Olano	Florante	United Rentals	3/21/2011	Yes	2/9/2012	2/9/2013
Glover	Gene	Bechtel Corp	3/21/2011	Yes	9/13/2012	9/13/2013
Varner	Howard	Elemental Energy	3/21/2011	Yes		3/21/2012
Burch	Jacob	Cosco Fire Protection	3/21/2011	Yes		3/21/2012
Martinez	JB	Bechtel Corp	3/21/2011	Yes		3/21/2012
Rogers	Jeffery	Bechtel Corp	3/21/2011	Yes	1/8/2013	1/8/2014
Snyder	Jeth	Bechtel Corp	3/21/2011	Yes	3/1/2012	3/1/2013
Krenzke	Jim	Bechtel Corp	3/21/2011	Yes		3/21/2012
Barber	John	Bechtel Corp	3/21/2011	Yes	2/16/2012	2/16/2013
Bevers	John	Cosco Fire Protection	3/21/2011	Yes		3/21/2012
Krecy	John	Bechtel Corp	3/21/2011	Yes	2/16/2012	2/16/2013
Meade	JR	Cosco Fire Protection	3/21/2011	Yes		3/21/2012
Copeland	Kathy	Bechtel Corp	3/21/2011	Yes	2/14/2013	2/14/2014
Peters	Kurt	Elemental Energy	3/21/2011	Yes		3/21/2012
Eystad	Larry J.	Bechtel Corp	3/21/2011	Yes		3/21/2012
Enriquez	Luke	Bechtel Corp	3/21/2011	Yes		3/21/2012
Leechen	Melissa	Bechtel Corp	3/21/2011	Yes	3/1/2012	3/1/2013

Brown	Michael	Dielco Crane	3/21/2011	Yes		3/21/2012
Strader	Mike	Bechtel Corp	3/21/2011	Yes	1/8/2013	1/8/2014
Larson	Paul Jr.	Cosco Fire Protection	3/21/2011	Yes		3/21/2012
Redgrave	Penny	Bechtel Corp	3/21/2011	Yes	3/1/2012	3/1/2013
Anderson	Richard A.	Bechtel Corp	3/21/2011	Yes		3/21/2012
Lange	Scott	Bechtel Corp	3/21/2011	Yes	5/10/2012	5/10/2013
Burdelle	Steve	Cosco Fire Protection	3/21/2011	Yes		3/21/2012
DeGrogorio	Brett	Sundance Biology	3/24/2011	Yes		3/24/2012
Keaton	Cher	Sundance Biology	3/24/2011	Yes		3/24/2012
Bedwell	Chris	Sundance Biology	3/24/2011	Yes		3/24/2012
Wiese	Chris	Sundance Biology	3/24/2011	Yes		3/24/2012
Miranda	Juan F.	Sundance Biology	3/24/2011	Yes		3/24/2012
Kermoan	Kip	Sundance Biology	3/24/2011	Yes		3/24/2012
Figueruo	Martin Gabriel	Sundance Biology	3/24/2011	Yes		3/24/2012
Castillo	Merari Diaz	Sundance Biology	3/24/2011	Yes		3/24/2012
Cloud-Hughes	Michelle	Sundance Biology	3/24/2011	Yes		3/24/2012
Thompson	Molly	Sundance Biology	3/24/2011	Yes		3/24/2012
Valenzuela	Alonso	Merli	3/28/2011	Yes		3/28/2012
Richarte	Angelo	Las Vegas Paving	3/28/2011	Yes		3/28/2012
Criscuoia	Anthony	Bechtel Corp	3/28/2011	Yes		3/28/2012
Dominquez	Daniel	Bechtel Corp	3/28/2011	Yes		3/28/2012
Hernandez	David	P&I Supply	3/28/2011	Yes		3/28/2012
Wright	George	Carpenters Local 944	3/28/2011	Yes		3/28/2012
Nunez	J. Jesus	Bechtel Corp	3/28/2011	Yes		3/28/2012
Hale	James L.	Sunstate Equipment	3/28/2011	Yes		3/28/2012
Lofts	Jason Robert	Merli	3/28/2011	Yes		3/28/2012
Globig	Joseph	Conco	3/28/2011	Yes		3/28/2012
Mueller	Joseph	Bechtel Corp	3/28/2011	Yes		3/28/2012
Harris	Joshua	Conco	3/28/2011	Yes		3/28/2012
Nunez	Kenneth	Bechtel Corp	3/28/2011	Yes		3/28/2012
Holland	Leroy S.	Hertz Equipment	3/28/2011	Yes		3/28/2012
Spenceley	Lindsay	Sundance Biology	3/28/2011	Yes		3/28/2012
Lancaster	Randy	Bechtel Corp	3/28/2011	Yes		3/28/2012
Bennett	Russell	Bechtel Corp	3/28/2011	Yes	3/1/2012	3/1/2013
Thornhill	Thomas	Bechtel Corp	3/28/2011	Yes	3/22/2012	3/22/2013
Darnell	Timothy	P&I Supply	3/28/2011	Yes		3/28/2012
Dafni	Yosef	BSCM	3/28/2011	Yes		3/28/2012
Croll	Andrea	SELF/Solar partners	3/30/2011	Yes	3/29/2012	3/29/2013
Wracher	Andrew	Sundance Biology	3/30/2011	Yes		3/30/2012
Mollchele	Bill	Sundance Biology	3/30/2011	Yes		3/30/2012
Olson	Brody	Rincon	3/30/2011	Yes		3/30/2012
Reiley	Bryan	Sundance Biology	3/30/2011	Yes		3/30/2012
Warire	Gwen	Sundance Biology	3/30/2011	Yes		3/30/2012
Bates	Jillian	Rincon	3/30/2011	Yes		3/30/2012
Verge	Joey	Self/SP	3/30/2011	Yes	4/19/2012	4/19/2013
Tom	Michael	Rincon	3/30/2011	Yes		3/30/2012
Fox-Fernandez	Nancy	Rincon	3/30/2011	Yes		3/30/2012
Rodriguez	Albert	Bechtel Corp	4/4/2011	Yes		4/4/2012
Brown	Alex	Phoenix Ecological	4/4/2011	Yes		4/4/2012
Wilsey	Arnie	Sundance Biology	4/4/2011	Yes		4/4/2012
Avila	Ben	Bechtel Corp	4/4/2011	Yes		4/4/2012
Worth	Ben	Bechtel Corp	4/4/2011	Yes	3/1/2012	3/1/2013
Finley	Brent	CH2M Hill	4/4/2011	Yes		4/4/2012

Scott	Brian	Bechtel Corp	4/4/2011	Yes	2/23/2012	2/23/2013
Hopkins	Cindy	Xeric Specialties	4/4/2011	Yes		4/4/2012
Berg	Daniel	Bechtel Corp	4/4/2011	Yes		4/4/2012
Berkley	Daniel Sr.	CTS	4/4/2011	Yes		4/4/2012
Delarosa	Danny	Las Vegas Paving	4/4/2011	Yes		4/4/2012
Hunsucker	Dave	Bechtel Corp	4/4/2011	Yes		4/4/2012
Kudlinski	David	Bureau Veritas	4/4/2011	Yes		4/4/2012
Vicentt	Don	Bechtel Corp	4/4/2011	Yes		4/4/2012
Bernstein	Eli	Sundance Biology	4/4/2011	Yes		4/4/2012
Hansen	Erica	Sundance Biology	4/4/2011	Yes		4/4/2012
Green	Erich	Sundance Biology	4/4/2011	Yes		4/4/2012
Rellinger	John	Bechtel Corp	4/4/2011	Yes		4/4/2012
Toll	Jon	CTS	4/4/2011	Yes	7/26/2012	7/26/2012
Chavez	Jonathan	Bechtel Corp	4/4/2011	Yes		4/4/2012
MacNaughton	Joshua	Sundance Biology	4/4/2011	Yes		4/4/2012
Camacho	Juan	H T E	4/4/2011	Yes		4/4/2012
Buhlmann	Kurt	Sundance Biology	4/4/2011	Yes		4/4/2012
Jeane	LaDeana	Sundance Biology	4/4/2011	Yes	3/29/2012	3/29/2013
Baltic	Laina	Sundance Biology	4/4/2011	Yes		4/4/2012
Humphreys	Lori	Sundance Biology	4/4/2011	Yes		4/4/2012
Lopez	Matthew	Hertz Equipment	4/4/2011	Yes		4/4/2012
Marotta	Michael	Bechtel Corp	4/4/2011	Yes		4/4/2012
Woods	Michael	Bechtel Corp	4/4/2011	Yes	4/12/2012	4/4/2012
Haley	Mike	AGG Industries	4/4/2011	Yes		4/4/2012
Campbell	Nathan	Phoenix Ecological	4/4/2011	Yes		4/4/2012
Rendon	Nathan	Bechtel Corp	4/4/2011	Yes		4/4/2012
Praschag	Peter	Sundance Biology	4/4/2011	Yes		4/4/2012
Savastio	Rennae	Bechtel Corp	4/4/2011	Yes	3/8/2012	3/8/2013
Rezek	Roy	Bechtel Corp	4/4/2011	Yes	3/22/2012	3/22/2013
Wilsey	Seth	Sundance Biology	4/4/2011	Yes		4/4/2012
Tuberville	Tracey	Sundance Biology	4/4/2011	Yes		4/4/2012
Andyzejczak	Zenon	Crown Fence	4/4/2011	Yes		4/4/2012
Eustaquio	Adan	Bechtel Corp	4/11/2011	Yes		4/11/2012
Amador	Adrian	Bechtel Corp	4/11/2011	Yes		4/11/2012
Brenton	Beau	Hampton Tedder	4/11/2011	Yes		4/11/2012
Whitson	Darren	Bechtel Corp	4/11/2011	Yes		4/11/2012
Beaudoin	Dave	NRG	4/11/2011	Yes		4/11/2012
Pfister	Dennis	Bechtel Corp	4/11/2011	Yes		4/11/2012
Nguyen	Dylan	BrightSource	4/11/2011	Yes	8/1/2013	8/1/2014
Howard	Ernest	Bechtel Corp	4/11/2011	Yes		4/11/2012
Wedge	Gary	Hampton Tedder	4/11/2011	Yes		4/11/2012
Moto	George	Bechtel Corp	4/11/2011	Yes		4/11/2012
Holt	Jack	Bechtel Corp	4/11/2011	Yes		4/11/2012
Miller	John R.	Bechtel Corp	4/11/2011	Yes		4/11/2012
Arrington	Ken	Southwire Co	4/11/2011	Yes		4/11/2012
Campos	Manuel	Starlite Reclamation	4/11/2011	Yes		4/11/2012
Ponzer	Matt	NRG	4/11/2011	Yes	5/9/2013	5/9/2014
Brol	Michael W.	Bechtel Corp	4/11/2011	Yes		4/11/2012
Shockley	Robert M.	Bechtel Corp	4/11/2011	Yes		4/11/2012
Cates	Roger	Hampton Tedder	4/11/2011	Yes		4/11/2012
Beltran	Ruben	Bechtel Corp	4/11/2011	Yes		4/11/2012
Jaime	Ruben	Bechtel Corp	4/11/2011	Yes		4/11/2012
Mayes	Steve	RDO Equip.	4/11/2011	Yes		4/11/2012

McKenna	Steven	NRG	4/11/2011	Yes		4/11/2012
Post	Tony	NRG	4/11/2011	Yes		4/11/2012
Fisher	Ward	Bechtel Corp	4/11/2011	Yes	9/13/2012	9/13/2013
Wikon	Brandon	Bechtel Corp	4/13/2011	Yes		4/13/2012
Maxson	James	Bechtel Corp	4/13/2011	Yes		4/13/2012
Beran	Jason	Bechtel Corp	4/13/2011	Yes		4/13/2012
Everhart	Larry	Bechtel Corp	4/13/2011	Yes	4/12/2012	4/12/2013
Jeffers	Robert	Bechtel Corp	4/13/2011	Yes		4/13/2012
Baucum	Rodney	Bechtel Corp	4/13/2011	Yes		4/13/2012
Bailey	Art	Insulator	4/18/2011	Yes		4/18/2012
Kuntzich	Christopher	Sundance Biology	4/18/2011	Yes		4/18/2012
Velazquez	Cruz	Hampton Tedder	4/18/2011	Yes		4/18/2012
Silverman	David	Phoenix Ecological	4/18/2011	Yes		4/18/2012
Nelsen	Dean	SheetMetal	4/18/2011	Yes		4/18/2012
Pan	Edgar Allan P.	Hertz Equipment	4/18/2011	Yes		4/18/2012
Wood	Eric L.	SheetMetal	4/18/2011	Yes		4/18/2012
Curlee III	Hal	CECO	4/18/2011	Yes		4/18/2012
Stroh	Howard E.	NRG	4/18/2011	Yes	4/11/2013	4/11/2014
Cisneros	Jeffrey R.	SheetMetal	4/18/2011	Yes		4/18/2012
Sedillo	Jerry	SheetMetal	4/18/2011	Yes		4/18/2012
Pugh	Jim	Hampton Tedder	4/18/2011	Yes	4/12/2012	4/12/2013
McBride	John	Cosco Fire Protection	4/18/2011	Yes		4/18/2012
Littleman	Kee	Hampton Tedder	4/18/2011	Yes		4/18/2012
Marquardt	Ken Sr.	Pacific Coast Tool	4/18/2011	Yes		4/18/2012
Marquardt	Kenneth	Pacific Coast Tool	4/18/2011	Yes		4/18/2012
Harp	Liana	Sundance Biology	4/18/2011	Yes		4/18/2012
Johnson	Mark	NRG	4/18/2011	Yes	4/4/2013	4/4/2014
Nafus	Melia	NA	4/18/2011	Yes		4/18/2012
Johnson	Mike	Bechtel Corp	4/18/2011	Yes		4/18/2012
Rogers	Rick Sr.	United Rentals	4/18/2011	Yes		4/18/2012
Rousseau	Steve	SheetMetal	4/18/2011	Yes		4/18/2012
Fisk	Tim	NRG	4/18/2011	Yes	4/11/2013	4/11/2014
Armijo	Zeke	Cashman Equipment	4/18/2011	Yes	4/12/2012	4/12/2013
Dixon	Antonio	Bechtel Corp	4/25/2011	Yes		4/25/2012
Renick	Brady	Bechtel Corp	4/25/2011	Yes		4/25/2012
King	Brian	Bechtel Corp	4/25/2011	Yes	7/25/2013	7/25/2014
Rubio	Carlos	Bechtel Corp	4/25/2011	Yes	4/12/2012	4/12/2013
Aaenson	Dandy L.	Bechtel Corp	4/25/2011	Yes		4/25/2012
Doll	Darrell	Vision	4/25/2011	Yes		4/25/2012
Focardi	David	Sundance Biology	4/25/2011	Yes		4/25/2012
Wosner	David	Vision	4/25/2011	Yes		4/25/2012
Zano	Haim	BrightSource II	4/25/2011	Yes	7/25/2013	7/25/2014
Hernandez	Hugo	Bechtel Corp	4/25/2011	Yes		4/25/2012
Windh	Jason A.	Bechtel Corp	4/25/2011	Yes		4/25/2012
Wirner	Jeff	Bechtel Corp	4/25/2011	Yes		4/25/2012
Becker	Joe	Bechtel Corp	4/25/2011	Yes		4/25/2012
Murphy	John C.	Bechtel Corp	4/25/2011	Yes		4/25/2012
Sondovel	Jose O.	Bechtel Corp	4/25/2011	Yes		4/25/2012
Martinez	Juan	BrightSource	4/25/2011	Yes	7/26/2012	7/26/2013
Kirschenheiter	Kathi	Bechtel Corp	4/25/2011	Yes	3/22/2012	3/22/2013
Atilano	Richard	Bechtel Corp	4/25/2011	Yes		4/25/2012
Pelley	Robert	Bechtel Corp	4/25/2011	Yes		4/25/2012
Riggs	Rodney G.	Bechtel Corp	4/25/2011	Yes	3/22/2012	3/22/2013

Salerdo	Rodolfo	Bechtel Corp	4/25/2011	Yes		4/25/2012
Acosta	Rogelio	Bechtel Corp	4/25/2011	Yes		4/25/2012
Thrower	Russ	Bechtel Corp	4/25/2011	Yes		4/25/2012
Jaramillo Jr.	Santiago	BrightSource	4/25/2011	Yes	8/15/2013	8/15/2014
Bowles	Scott	Vision	4/25/2011	Yes		4/25/2012
Ehiemere	Uzoma	BrightSource	4/25/2011	Yes	7/26/2012	7/26/2013
Stearman	Will	United Rentals	4/25/2011	Yes	2/16/2012	2/16/2013
Velasco	Abraham	Bechtel Corp	5/2/2011	Yes	1/8/2013	1/8/2014
Vizcarra	Beverly	Las Vegas Paving	5/2/2011	Yes		5/2/2012
Johnson	Brian	Las Vegas Paving	5/2/2011	Yes		5/2/2012
Rodriguez	Bryan	Bechtel Corp	5/2/2011	Yes	5/10/2012	5/10/2013
Freel	Chad	Las Vegas Paving	5/2/2011	Yes		5/2/2012
Stoddart	Charles	Bechtel Corp	5/2/2011	Yes	5/10/2012	5/10/2013
Adkins	Cindy	Talascend	5/2/2011	Yes	4/11/2013	4/11/2014
Wade	Daniel	Las Vegas Paving	5/2/2011	Yes	6/28/2012	6/28/2013
Planck	Danny	Bechtel Corp	5/2/2011	Yes		5/2/2012
Barnett	Dennis	Las Vegas Paving	5/2/2011	Yes	6/28/2012	6/28/2013
Ferjo	Derik	Bechtel Corp	5/2/2011	Yes	5/10/2012	5/10/2013
Dalley	Don	Las Vegas Paving	5/2/2011	Yes	6/28/2012	6/28/2013
Morbitzer	Don	Bechtel Corp	5/2/2011	Yes	5/10/2012	5/10/2013
Forsyth	Duncan	NRG	5/2/2011	Yes	6/6/2013	6/6/2014
Hoyos	Dustin	Las Vegas Paving	5/2/2011	Yes		5/2/2012
See	Gretchen	Sundance Biology	5/2/2011	Yes		5/2/2012
Pickering	Jason	Paclink	5/2/2011	Yes		5/2/2012
Powers	John H.	Bechtel Corp	5/2/2011	Yes		5/2/2012
Phillips	Jonathan	Bechtel Corp	5/2/2011	Yes		5/2/2012
Magallan	Josue	Las Vegas Paving	5/2/2011	Yes	6/28/2012	6/28/2013
Marenko	Mack V.	Las Vegas Paving	5/2/2011	Yes	6/14/2012	6/14/2013
Ramiro	Mario	Bechtel Corp	5/2/2011	Yes	5/17/2012	5/17/2013
Sitters	Mark	Bechtel Corp	5/2/2011	Yes		5/2/2012
Bryant	Michael K.	Bechtel Corp	5/2/2011	Yes		5/2/2012
Maroda	Mike	Bechtel Corp	5/2/2011	Yes		5/2/2012
Bar Or	Nadav	BrightSource	5/2/2011	Yes		5/2/2012
Freeman	Prentice	Las Vegas Paving	5/2/2011	Yes	6/28/2012	6/28/2013
Schibi	Robert	Southern Tire	5/2/2011	Yes		5/2/2012
Fisher	Ronald	Bechtel Corp	5/2/2011	Yes		5/2/2012
Brown	Steven	HCE	5/2/2011	Yes		5/2/2012
Baird	Thomas	Bechtel Corp	5/2/2011	Yes		5/2/2012
Sheley	Tony	Bechtel Corp	5/2/2011	Yes		5/2/2012
Gonzalez	Victor	Bechtel Corp	5/2/2011	Yes		5/2/2012
Scott	Walter	Bechtel Corp	5/2/2011	Yes	5/9/2013	5/9/2014
Breese	Allan	AGCS	5/9/2011	Yes	8/2/2012	8/2/2013
Bond	Bradley	SCE	5/9/2011	Yes		5/9/2012
Thompson	Bruce Sr.	SCE	5/9/2011	Yes		5/9/2012
Villasenor	Cedrick	SCE	5/9/2011	Yes		5/9/2012
Strickland	Curtis	Bechtel Corp	5/9/2011	Yes		5/9/2012
Allen	Dennis	Bechtel Corp	5/9/2011	Yes		5/9/2012
Koopman	Dirk	Bechtel Corp	5/9/2011	Yes	4/12/2012	5/12/2013
Williams	Don	Bechtel Corp	5/9/2011	Yes	3/1/2012	3/1/2013
Poach	Doug	Bechtel Corp	5/9/2011	Yes	5/10/2012	5/10/2013
Majchriwicz	Elizabeth	SCE	5/9/2011	Yes		5/9/2012
Almarat	Ephriam	SCE	5/9/2011	Yes		5/9/2012
Scott	Eric L.	SCE	5/9/2011	Yes		5/9/2012

Moreno	Fernando	Bechtel Corp	5/9/2011	Yes		5/9/2012
Esquirel	Franklin	SCE	5/9/2011	Yes		5/9/2012
Peet	James	SCE	5/9/2011	Yes		5/9/2012
Stewart	James	Bechtel Corp	5/9/2011	Yes		5/9/2012
Yanner	James	NRG	5/9/2011	Yes		5/9/2012
Hagsell	Jason	SCE	5/9/2011	Yes		5/9/2012
Staggs	Jeremiah	SCE	5/9/2011	Yes		5/9/2012
Wallace	John	Bechtel Corp	5/9/2011	Yes	9/20/2012	9/20/2013
Villa	Jorge R.	SCE	5/9/2011	Yes		5/9/2012
Herbinson	Kelly	SP DES. BIOLOGIST	5/9/2011	Yes	5/10/2012	5/10/2013
Johnson	Kevin	SCE	5/9/2011	Yes		5/9/2012
McCraney	Lorne	STM	5/9/2011	Yes		5/9/2012
Kildare	Mark	Bechtel Corp	5/9/2011	Yes		5/9/2012
Coger	Matt	SCE	5/9/2011	Yes		5/9/2012
Marquardt	Matt	Bechtel Corp	5/9/2011	Yes		5/9/2012
Schaap	Matt	SCE	5/9/2011	Yes		5/9/2012
Garvey	Mike	Sundance Biology	5/9/2011	Yes		5/9/2012
Olson	Mike	SCE	5/9/2011	Yes		5/9/2012
Davis	Nathan	SCE	5/9/2011	Yes		5/9/2012
Goemillion	Pat	SCE	5/9/2011	Yes		5/9/2012
Pachbod	Peter	SCE	5/9/2011	Yes		5/9/2012
Seals	Peyton	SCE	5/9/2011	Yes		5/9/2012
Roth	Ryan	SCE	5/9/2011	Yes		5/9/2012
Rich	Sean	Bechtel Corp	5/9/2011	Yes		5/9/2012
Mason	Stephen	Bechtel Corp	5/9/2011	Yes	5/10/2012	5/10/2013
Gerdes	Steven	Bechtel Corp	5/9/2011	Yes		5/9/2012
Radham	Todd	Bechtel Corp	5/9/2011	Yes		5/9/2012
Cameron	Tom	Bechtel Corp	5/9/2011	Yes		5/9/2012
Gray	Travis	SCE	5/9/2011	Yes		5/9/2012
France	Alan	Bechtel Corp	5/16/2011	Yes	6/5/2012	6/5/2013
White	Alex	Flicker Flacker	5/16/2011	Yes		5/16/2012
Bar-Lev	Amir	Flicker Flacker	5/16/2011	Yes		5/16/2012
Nancarroles	Andrew	Flicker Flacker	5/16/2011	Yes		5/16/2012
Delarosa	Armando	Frontier Radio	5/16/2011	Yes		5/16/2012
Martinez	Arthur	Bechtel Corp	5/16/2011	Yes		5/16/2012
Thrailkill	Bob	Bechtel Corp	5/16/2011	Yes	6/19/2013	6/19/2014
Jartmilk	Chris	Starlite Reclamation	5/16/2011	Yes		5/16/2012
Peck	Corey	Bechtel Corp	5/16/2011	Yes	6/5/2012	6/5/2013
Poppenger	David	BrightSource Energy	5/16/2011	Yes	8/15/2013	8/15/2014
Bashan	Dolev	Autumatica	5/16/2011	Yes		5/16/2012
McMurray	Douglas	Pile Drivers 2375	5/16/2011	Yes	1/12/2012	1/12/2013
Owens	Douglas	Frontier Radio	5/16/2011	Yes		5/16/2012
Bejarano	Edwardo	Flicker Flacker	5/16/2011	Yes		5/16/2012
Valencio	Enrique	Bechtel Corp	5/16/2011	Yes	6/13/2013	6/13/2014
Garcia	Ernestina	Bechtel Corp	5/16/2011	Yes		5/16/2012
Tlingaman	Gillo	Bechtel Corp	5/16/2011	Yes		5/16/2012
Helms	Gregory	Bechtel Corp	5/16/2011	Yes		5/16/2012
Solis	Jacob	Bechtel Corp	5/16/2011	Yes	6/5/2012	6/5/2013
Pacheco	Jason	Bechtel Corp	5/16/2011	Yes	6/5/2012	6/5/2013
Seidl	Jason	Securitas	5/16/2011	Yes	6/21/2012	6/21/2013
Cottrell	Jeremiah	Bechtel Corp	5/16/2011	Yes	6/5/2012	6/5/2013
Chavez	Jeremy	Bechtel Corp	5/16/2011	Yes		5/16/2012
Gallegos	Johnny	Bechtel Corp	5/16/2011	Yes	6/5/2012	6/5/2013

Gaudin	Justin	Bechtel Corp	5/16/2011	Yes		5/16/2012
Wachs	Keely	BrightSource Energy	5/16/2011	Yes		5/16/2012
Davis	Kendall R.	Bechtel Corp	5/16/2011	Yes		5/16/2012
Hunter	Kristin	BrightSource Energy	5/16/2011	Yes		5/16/2012
Ellibee	Lee	Frontier Radio	5/16/2011	Yes		5/16/2012
Riddle	Lonnie	Bechtel Corp	5/16/2011	Yes	6/21/2012	6/21/2013
Neuman	Lori	NRG	5/16/2011	Yes		5/16/2012
Argnelles	Luis	Bechtel Corp	5/16/2011	Yes		5/16/2012
Kerby	Max	Flicker Flacker	5/16/2011	Yes		5/16/2012
Dedick	Michael	Starlite Reclamation	5/16/2011	Yes		5/16/2012
Greene	Michael	Starlite Reclamation	5/16/2011	Yes		5/16/2012
McFarland	Michael A.	Bechtel Corp	5/16/2011	Yes	6/19/2013	6/19/2014
Kerby	Pat	Flicker Flacker	5/16/2011	Yes		5/16/2012
Lenhart	Paul	Bechtel Corp	5/16/2011	Yes	6/5/2012	6/5/2013
Grande	Ralph	Bechtel Corp	5/16/2011	Yes		5/16/2012
Green	Robert	Bechtel Corp	5/16/2011	Yes		5/16/2012
Whiteside	Robert M.	Bechtel Corp	5/16/2011	Yes		5/16/2012
Bires	Ronald	Starlite Reclamation	5/16/2011	Yes		5/16/2012
Mendiola	Ronald	Las Vegas Paving	5/16/2011	Yes	6/28/2012	6/28/2013
Deanrel	Sam	BSE	5/16/2011	Yes		5/16/2012
Rodriguez	Sam	Starlite Reclamation	5/16/2011	Yes		5/16/2012
Shapira	Shai	Autumatica	5/16/2011	Yes		5/16/2012
Ghadban	Sunny	Bechtel Corp	5/16/2011	Yes	10/21/2013	5/16/2012
Lowenthal	Terry	Bechtel Corp	5/16/2011	Yes		5/16/2012
Hicks	Wade	Bechtel Corp	5/16/2011	Yes		5/16/2012
Muchow	Wolfgang	Frontier Radio	5/16/2011	Yes		5/16/2012
Copeland	Alicia	Bechtel Corp	5/23/2011	Yes		5/23/2012
Sandoval	Armando	Bechtel Corp	5/23/2011	Yes		5/23/2012
Alvarez	Art	Bechtel Corp	5/23/2011	Yes	6/5/2012	6/5/2013
Lomix	Barry	Hose Power	5/23/2011	Yes		5/23/2012
Guerrero	Benito	Bechtel Corp	5/23/2011	Yes		5/23/2012
Lambert	Bill	Hose Power	5/23/2011	Yes		5/23/2012
Rush	Brandon	Bechtel Corp	5/23/2011	Yes		5/23/2012
Rhaintre	Catherine	BioRC (SCE)	5/23/2011	Yes		5/23/2012
Hoover	Chris	Hampton Tedder	5/23/2011	Yes		5/23/2012
Vega	Christopher	FARWEST	5/23/2011	Yes	9/12/2013	9/12/2014
Bar-El	Daran	I-Scan Robotics	5/23/2011	Yes		5/23/2012
Camorlinga	Francisco	Bechtel Corp	5/23/2011	Yes		5/23/2012
Williams	Gary	Bechtel Corp	5/23/2011	Yes		5/23/2012
Moreno	Guadalupe	Bechtel Corp	5/23/2011	Yes		5/23/2012
Torres	Heriberto	Bechtel Corp	5/23/2011	Yes		5/23/2012
Urist	J.Marshall	Bechtel Corp	5/23/2011	Yes		5/23/2012
Shark	Jeffrey	Bechtel Corp	5/23/2011	Yes		5/23/2012
Anderson	Kevin	Bechtel Corp	5/23/2011	Yes		5/23/2012
Leyvo	Librado	Bechtel Corp	5/23/2011	Yes		5/23/2012
Bonilles	Michael	Bechtel Corp	5/23/2011	Yes	6/5/2012	6/5/2013
Lawhon	Mike	Bechtel Corp	5/23/2011	Yes	6/5/2012	6/5/2013
Uteru	Mike	Bechtel Corp	5/23/2011	Yes	6/5/2012	6/5/2013
Runyan	Patrick	Bechtel Corp	5/23/2011	Yes		5/23/2012
Chandler	Paul	Bechtel Corp	5/23/2011	Yes		5/23/2012
Ramersad	RJ	Bechtel Corp	5/23/2011	Yes		5/23/2012
Conway	Robert	IW #433	5/23/2011	Yes		5/23/2012
Clark	Russell	Hose Power	5/23/2011	Yes		5/23/2012

Soper	Ryan K.	Bechtel Corp	5/23/2011	Yes		5/23/2012
Sanchez	Simon	Bechtel Corp	5/23/2011	Yes		5/23/2012
Kipper	Steven	Bechtel Corp	5/23/2011	Yes		5/23/2012
Hill	Timothy	Bechtel Corp	5/23/2011	Yes		5/23/2012
Dudai	Tzafrir	Autumatica	5/23/2011	Yes		5/23/2012
Ruiz	Ulises A.	Bechtel Corp	5/23/2011	Yes	9/17/2012	9/17/2013
Gondek	Brian	Bechtel Corp	5/31/2011	Yes	6/13/2013	6/13/2014
Raysik	Charles	Bechtel Corp	5/31/2011	Yes		5/31/2012
Bonnett	Cody	Bechtel Corp	5/31/2011	Yes	8/1/2013	8/1/2014
Soldini	Daniel	Bechtel Corp	5/31/2011	Yes		5/31/2012
Shields	Dario	Bechtel Corp	5/31/2011	Yes		5/31/2012
Koelling	Donald	Bechtel Corp	5/31/2011	Yes	6/5/2012	6/5/2013
Klaus	Emma	Bechtel Corp	5/31/2011	Yes	6/5/2012	6/5/2013
Calvin	Griffin	Bechtel Corp	5/31/2011	Yes		5/31/2012
Easton	John	Bechtel Corp	5/31/2011	Yes		5/31/2012
Rodriguez	Joseph	Bechtel Corp	5/31/2011	Yes		5/31/2012
Rauter	Ken	Bechtel Corp	5/31/2011	Yes		5/31/2012
Centerio	Manuel	Bechtel Corp	5/31/2011	Yes	9/27/2012	9/27/2013
Silvey	Michael	Bechtel Corp	5/31/2011	Yes		5/31/2012
Simmons	Mick	Bechtel Corp	5/31/2011	Yes		5/31/2012
Braun	Mike	Bechtel Corp	5/31/2011	Yes		5/31/2012
Zamodio	Reynaldo	Bechtel Corp	5/31/2011	Yes	6/14/2012	6/14/2013
Diaz	Richard	Bechtel Corp	5/31/2011	Yes		5/31/2012
Smegelski	Richard	Bechtel Corp	5/31/2011	Yes	6/5/2012	6/5/2013
Barnhardt	Shane	Bechtel Corp	5/31/2011	Yes		5/31/2012
Camberos	Tony (J.A.)	Bechtel Corp	5/31/2011	Yes	6/13/2013	6/13/2014
May	William A.	Bechtel Corp	5/31/2011	Yes		5/31/2012
Mrovcak	Andrew	Bechtel Corp	6/6/2011	Yes		6/6/2012
Avalos	Andy	Bechtel Corp	6/6/2011	Yes		6/6/2012
Lizares	Bensen	Bechtel Corp	6/6/2011	Yes		6/6/2012
Enciso	Carlos	Bechtel Corp	6/6/2011	Yes	6/6/2013	6/6/2014
Cowen	Casey	Bechtel Corp	6/6/2011	Yes		6/6/2012
Buchholz	Corbin	Caterpillar	6/6/2011	Yes		6/6/2012
Brown	Dan	Bechtel Corp	6/6/2011	Yes	6/5/2012	6/5/2013
Anderson	Darrell	Prospect Steel	6/6/2011	Yes		6/6/2012
Hilmerson	Deb	NRG	6/6/2011	Yes		6/6/2012
Mejia	Erick	Bechtel Corp	6/6/2011	Yes	6/5/2012	6/5/2013
Hall	Gary	Cashman Equipment	6/6/2011	Yes		6/6/2012
Clacke	Jack	Bechtel Corp	6/6/2011	Yes		6/6/2012
Eckel	Jake	Bechtel Corp	6/6/2011	Yes		6/6/2012
Klinkert	Jason	Bechtel Corp	6/6/2011	Yes	6/5/2012	6/5/2013
Burns	Jennifer	Bechtel Corp	6/6/2011	Yes		6/6/2012
Cornish	Jess Jr.	Bechtel Corp	6/6/2011	Yes		6/6/2012
Quesenberry	Jim	NRG	6/6/2011	Yes		6/6/2012
Pavlik	John	Bechtel Corp	6/6/2011	Yes		6/6/2012
Cisneros	Jose	Bechtel Corp	6/6/2011	Yes		6/6/2012
Rodrimiez	Jose	Bechtel Corp	6/6/2011	Yes		6/6/2012
Smith	Kurt	Bechtel Corp	6/6/2011	Yes		6/6/2012
Wilson	Lee	Bechtel Corp	6/6/2011	Yes	6/5/2012	6/5/2013
Moore	Lindsey	Bechtel Corp	6/6/2011	Yes		6/6/2012
Kinkade	Lorrie	Bechtel Corp	6/6/2011	Yes		6/6/2012
Burgum	Mark	Bechtel Corp	6/6/2011	Yes		6/6/2012
Mendenhell	Mark	Bechtel Corp	6/6/2011	Yes	9/26/2013	9/26/2014

Diab	Michael J.	Bechtel Corp	6/6/2011	Yes	6/14/2012	6/14/2013
Velksco	Misvel	Bechtel Corp	6/6/2011	Yes		6/6/2012
Gilmore	Nick	Bechtel Corp	6/6/2011	Yes		6/6/2012
Petrocelli	Nick	Bechtel Corp	6/6/2011	Yes	6/5/2012	6/5/2013
Duarte	Richard	Bechtel Corp	6/6/2011	Yes		6/6/2012
Lane	Rob	Bechtel Corp	6/6/2011	Yes	1/8/2013	1/8/2014
Craft	Roy C.	NRG	6/6/2011	Yes		6/6/2012
Rodriguez	Rudy	Bechtel Corp	6/6/2011	Yes	6/5/2012	6/5/2013
Batlorf	Alan	AEI-CASC / SCE	6/13/2011	Yes		6/13/2012
Bharadwan	Amit	SCE	6/13/2011	Yes		6/13/2012
Madrid	Andrew	Bechtel Corp	6/13/2011	Yes		6/13/2012
Draa	Anna	Converse Consultants	6/13/2011	Yes		6/13/2012
Barranon	Anthony	Bechtel Corp	6/13/2011	Yes		6/13/2012
Maciez	Antonio Jr.	Converse Consultants	6/13/2011	Yes		6/13/2012
Stonerock	Brent	SCE	6/13/2011	Yes		6/13/2012
Ortiz	Carlos	Bechtel Corp	6/13/2011	Yes		6/13/2012
Vasquez	Carlos	Bechtel Corp	6/13/2011	Yes		6/13/2012
Johnpillar	Charles	Converse Consultants	6/13/2011	Yes		6/13/2012
Mains	Charles	Elite Drilling	6/13/2011	Yes		6/13/2012
Nichols	Daniel P.	TriCounty Drilling	6/13/2011	Yes		6/13/2012
Shiffer	Darrel Jr.	Bechtel Corp	6/13/2011	Yes	5/9/2013	5/9/2014
Nicholas	Doug	SCE	6/13/2011	Yes		6/13/2012
Fellows	Duane	Bechtel Corp	6/13/2011	Yes		6/13/2012
Suffle	Enrique II	TriCounty Drilling	6/13/2011	Yes		6/13/2012
Floesnce	Fred	Big To	6/13/2011	Yes		6/13/2012
Ogle	Greg	EDI	6/13/2011	Yes		6/13/2012
Muniz	Isaac	Bechtel Corp	6/13/2011	Yes		6/13/2012
Gonzalez	Javier	Bechtel Corp	6/13/2011	Yes		6/13/2012
Werle	Jim	Converse Consultants	6/13/2011	Yes		6/13/2012
Hart	John Brooks	Corvus Ecological	6/13/2011	Yes		6/13/2012
Betzler	Joseph	AECOM / SCE	6/13/2011	Yes		6/13/2012
Lopez	Juan D.	Bechtel Corp	6/13/2011	Yes	7/11/2013	7/11/2014
Goodwin	Ken	SCE	6/13/2011	Yes		6/13/2012
Lasswell	Kevin	EDI	6/13/2011	Yes		6/13/2012
Wojack	Klaus	SCE	6/13/2011	Yes		6/13/2012
Reid	Mary	SCE	6/13/2011	Yes		6/13/2012
Remind	Matthew	AEI-CASC / SCE	6/13/2011	Yes		6/13/2012
Balos	Mike	Bechtel Corp	6/13/2011	Yes		6/13/2012
Mendoza	Nery	Bechtel Corp	6/13/2011	Yes	1/8/2013	1/8/2014
Gross	Nick	EDI	6/13/2011	Yes		6/13/2012
Gonzalez	Oguer	Bechtel Corp	6/13/2011	Yes		6/13/2012
Nordstrom	Paul	Converse Consultants	6/13/2011	Yes		6/13/2012
Gleim	Ray A.	SCE	6/13/2011	Yes		6/13/2012
Pickford	Roger	Eisenmann	6/13/2011	Yes		6/13/2012
Alvarado	Sam	Bechtel Corp	6/13/2011	Yes		6/13/2012
Sandoval	Santos	Local Five	6/13/2011	Yes		6/13/2012
Pokryski	Stephen T.	Bechtel Corp	6/13/2011	Yes		6/13/2012
High	Thomas	EDI	6/13/2011	Yes		6/13/2012
Dobyns	Timothy	Bechtel Corp	6/13/2011	Yes		6/13/2012
Hill	Tom	Gen & Solar	6/13/2011	Yes		6/13/2012
Herrera	Abel	Bechtel Corp	6/20/2011	Yes		6/20/2012
Bailes	Brad	Element	6/20/2011	Yes		6/20/2012
Dickson	Brett	NAU	6/20/2011	Yes		6/20/2012

Alvarez	Carlos	Bechtel Corp	6/20/2011	Yes	6/5/2012	6/5/2013
Cunningham	Chris	Bechtel Corp	6/20/2011	Yes		6/20/2012
Marchello	Curtis	Las Vegas Paving	6/20/2011	Yes		6/20/2012
Tiersall	Darrell	Las Vegas Paving	6/20/2011	Yes		6/20/2012
Sikorski	David	Bechtel Corp	6/20/2011	Yes	6/21/2012	6/21/2013
Boyer	Don	Bvebed	6/20/2011	Yes		6/20/2012
Harmon	Donald D.	Bechtel Corp	6/20/2011	Yes		6/20/2012
Hunt	George	Element	6/20/2011	Yes		6/20/2012
Ochoa	Hector	Bechtel Corp	6/20/2011	Yes		6/20/2012
Sandstedt	Jason	Finnco	6/20/2011	Yes	4/17/2013	4/17/2014
Frilot	Jeff	Bechtel Corp	6/20/2011	Yes		6/20/2012
Fronwerk	Jeff	Element	6/20/2011	Yes		6/20/2012
Woods	Jeff	Las Vegas Paving	6/20/2011	Yes	6/21/2012	6/21/2013
Ritter	Jeffery	BCC	6/20/2011	Yes	6/21/2012	6/21/2013
Alsup	Joel	Element	6/20/2011	Yes		6/20/2012
Biggers	Josh	Bechtel Corp	6/20/2011	Yes		6/20/2012
Henson	Judy K.	Bechtel Corp	6/20/2011	Yes	6/5/2012	6/5/2013
Farnsworth	Matt	NAU	6/20/2011	Yes		6/20/2012
Finnerty	Matt	Finnco	6/20/2011	Yes	6/28/2012	6/28/2013
Opyrne	Matthew	Falco Cranes	6/20/2011	Yes		6/20/2012
Suchy	Michael	BrightSource Energy	6/20/2011	Yes	7/11/2013	7/11/2014
Gibbs	Monte	Bechtel Corp	6/20/2011	Yes		6/20/2012
Scalla	Nathan	Bechtel Corp	6/20/2011	Yes		6/20/2012
Gomez Ramirez	Oscar	Finnco	6/20/2011	Yes	6/28/2012	6/28/2013
Agatonagh	Pete	BCC	6/20/2011	Yes		6/20/2012
Lusby	Randy	Bechtel Corp	6/20/2011	Yes		6/20/2012
Sweet	Randy	United Rentals	6/20/2011	Yes		6/20/2012
Mokhiber	Ron	United Rentals	6/20/2011	Yes		6/20/2012
Cartwright	Steven	Bechtel Corp	6/20/2011	Yes	6/6/2013	6/6/2014
Koich	Tim	Bechtel Corp	6/20/2011	Yes	6/14/2012	6/14/2013
Hewitt	Tom	Las Vegas Paving	6/20/2011	Yes	6/5/2012	6/5/2013
Klenk	Adam	Bechtel Corp	6/27/2011	Yes		6/27/2012
Wilkins	Al	BCC	6/27/2011	Yes		6/27/2012
Magana III	Alejandro	Bechtel Corp	6/27/2011	Yes		6/27/2012
De laPaz	Alex	Bechtel Corp	6/27/2011	Yes		6/27/2012
Gust II	Alex	Bechtel Corp	6/27/2011	Yes	6/5/2012	6/5/2013
Armendariz	Allen	BCC	6/27/2011	Yes	6/5/2012	6/5/2013
Shipman	Benny	BCC	6/27/2011	Yes		6/27/2012
Bohannan	Brian	Bechtel Corp	6/27/2011	Yes		6/27/2012
Steck	Doug	BCC	6/27/2011	Yes		6/27/2012
Marsh	Gordon	BCC	6/27/2011	Yes		6/27/2012
Gavin	Jacob	BCC	6/27/2011	Yes		6/27/2012
Bautista	Jaime	Bechtel Corp	6/27/2011	Yes		6/27/2012
Maxson	James	Bechtel Corp	6/27/2011	Yes		6/27/2012
Surber	James	BCC	6/27/2011	Yes		6/27/2012
Rozema	Jay	Bechtel Corp	6/27/2011	Yes	6/5/2012	6/5/2013
Watts	Jeff	Bechtel Corp	6/27/2011	Yes	6/5/2012	6/5/2013
Abbott	Jerry	Bechtel Corp	6/27/2011	Yes		6/27/2012
Gibson	Jim	Bechtel Corp	6/27/2011	Yes		6/27/2012
Walkin	John	Bechtel Corp	6/27/2011	Yes		6/27/2012
Garcia	Jose L.	Bechtel Corp	6/27/2011	Yes	6/5/2012	6/5/2013
Carruth	Karen	Bechtel Corp	6/27/2011	Yes		6/27/2012
Kraack	Kristin	Finnco	6/27/2011	Yes		6/27/2012

Whiteside	Larry	Bechtel Corp	6/27/2011	Yes		6/27/2012
Carrillo	Luis	BCC	6/27/2011	Yes		6/27/2012
Gonzalez	Luther	BCC	6/27/2011	Yes	6/5/2012	6/5/2013
Morrison	Marco	BCC	6/27/2011	Yes		6/27/2012
Granados	Mark	Bechtel Corp	6/27/2011	Yes		6/27/2012
Juarez	Michael	Bechtel Corp	6/27/2011	Yes	6/5/2012	6/5/2013
Real	Mike	Bechtel Corp	6/27/2011	Yes		6/27/2012
Booker	Randal	Bechtel Corp	6/27/2011	Yes		6/27/2012
Arguelles II	Raymond	Bechtel Corp	6/27/2011	Yes		6/27/2012
Leathly	Rick	BCC	6/27/2011	Yes		6/27/2012
Dixon	Robert	Bechtel Corp	6/27/2011	Yes		6/27/2012
Marquez	Robert	BCC	6/27/2011	Yes		6/27/2012
Martinez	Roman	Bechtel Corp	6/27/2011	Yes		6/27/2012
Gonzales	Rubby	BCC	6/27/2011	Yes		6/27/2012
Rincon	Salvador	Bechtel Corp	6/27/2011	Yes		6/27/2012
Olofintila	Sanor	Bechtel Corp	6/27/2011	Yes		6/27/2012
McBride	Scott	Bechtel Corp	6/27/2011	Yes		6/27/2012
Hartlage	Tabitha	Bechtel Corp	6/27/2011	Yes		6/27/2012
Brown	Thomas	BCC	6/27/2011	Yes		6/27/2012
Rooney	Thomas	Bechtel Corp	6/27/2011	Yes		6/27/2012
Giddings	Travis	Bechtel Corp	6/27/2011	Yes		6/27/2012
Rudder	Travis	BCC	6/27/2011	Yes	6/21/2012	6/21/2013
Carr	Tydrick	BCC	6/27/2011	Yes		6/27/2012
Ramirez	Adam	Bechtel Corp	6/28/2011	Yes	6/5/2012	6/5/2013
Arefnia	Amir	Power Constructors	6/28/2011	Yes		6/28/2012
Pena	Armando	Bechtel Corp	6/28/2011	Yes		6/28/2012
Norwood	Benjamin	Power Constructors	6/28/2011	Yes		6/28/2012
Forster	Carl	Bechtel Corp	6/28/2011	Yes	6/5/2012	6/5/2013
Mercer	Chris	Power Engineers	6/28/2011	Yes		6/28/2012
Caldwell	Edward	SCE	6/28/2011	Yes		6/28/2012
Vaughn	Harmon	SCE	6/28/2011	Yes		6/28/2012
Jiminez	Jason	SCE	6/28/2011	Yes		6/28/2012
Miller	Jeff	SCE	6/28/2011	Yes		6/28/2012
Hart	John	Power Constructors	6/28/2011	Yes		6/28/2012
Nerison	John	Power Engineers	6/28/2011	Yes		6/28/2012
Strumm	Keith	SCE	6/28/2011	Yes		6/28/2012
Riehl	Kirk	SCE	6/28/2011	Yes		6/28/2012
Kraack	Kris	Finnco	6/28/2011	Yes		6/28/2012
Wilson	Marques	SCE	6/28/2011	Yes		6/28/2012
Hara	Matthew	SCE	6/28/2011	Yes		6/28/2012
McElfish	Michael	SCE	6/28/2011	Yes		6/28/2012
Green	Quintin	SCE	6/28/2011	Yes		6/28/2012
Boarman	Ryan K.	Kiva Biological	6/28/2011	Yes		6/28/2012
Cunha	Tony	SCE	6/28/2011	Yes		6/28/2012
Dixit	Vidya	SCE	6/28/2011	Yes		6/28/2012
Hanna	William	Power Constructors	6/28/2011	Yes		6/28/2012
Rubio	Abel	Bechtel Corp	7/5/2011	Yes	9/13/2012	9/13/2013
Currylow	Andrea	Sundance Biology	7/5/2011	Yes		7/5/2012
Osborn	Andy James	Elemental Energy	7/5/2011	Yes		7/5/2012
Overton	Bryant K.	Bechtel Corp	7/5/2011	Yes		7/5/2012
Soto	Carlos	Elemental Energy	7/5/2011	Yes		7/5/2012
Waialae	Conrad	CTS Inspection	7/5/2011	Yes	7/25/2013	7/25/2014
McKinney	Doyle	Elemental Energy	7/5/2011	Yes		7/5/2012

Burnelis	Frank	Bechtel Corp	7/5/2011	Yes		7/5/2012
Cannon	Fred	Bechtel Corp	7/5/2011	Yes		7/5/2012
Ware	Frederick	Bechtel Corp	7/5/2011	Yes		7/5/2012
Jones	Gary	Redhorse (E & E)	7/5/2011	Yes		7/5/2012
Walla	Greg	Elemental Energy	7/5/2011	Yes		7/5/2012
Ventura	Ivan	100688	7/5/2011	Yes	6/5/2012	6/5/2013
Martinez	Jaime	Bechtel Corp	7/5/2011	Yes	6/28/2012	6/28/2013
Harding	Kelly	Sundance Biology	7/5/2011	Yes		7/5/2012
Waggoner	Marcella	Sundance Biology	7/5/2011	Yes	4/17/2013	4/17/2014
Arenson	Michael	Bechtel Corp	7/5/2011	Yes		7/5/2012
Fransioh	Paul	Redhorse (E & E)	7/5/2011	Yes		7/5/2012
Marquez	Ralph	Bechtel Corp	7/5/2011	Yes	6/14/2012	6/14/2013
Boelter	Ralt	Eisenmann	7/5/2011	Yes		7/5/2012
Oden	Randy	Bechtel Corp	7/5/2011	Yes		7/5/2012
Mexia	Rene	Elemental Energy	7/5/2011	Yes		7/5/2012
Bernardino	Rusty	Bechtel Corp	7/5/2011	Yes		7/5/2012
Moreno	Salvador	Bechtel Corp	7/5/2011	Yes	6/13/2013	6/13/2014
Faust	Ted	Sundance Biology	7/5/2011	Yes		7/5/2012
Hattery	Troy	Bechtel Corp	7/5/2011	Yes	6/14/2012	6/14/2013
Freadlin	Arkody	Sundance Biology	7/11/2011	Yes		7/11/2012
Judy	Bill	Allstate Tank	7/11/2011	Yes		7/11/2012
Graham	Brandon	Bechtel Corp	7/11/2011	Yes	9/20/2012	9/20/2013
Jones	Cody	Elemental Energy	7/11/2011	Yes		7/11/2012
Talbot	Craig	Bechtel Corp	7/11/2011	Yes		7/11/2012
Horton	Curtis	NRG	7/11/2011	Yes		7/11/2012
Sullivan	Dan	Elemental Energy	7/11/2011	Yes		7/11/2012
Bentley	Dannie	Bechtel Corp	7/11/2011	Yes		7/11/2012
Beaudoin	Dave	NRG	7/11/2011	Yes	4/4/2013	4/4/2014
Burchfield	Dave	Bechtel Corp	7/11/2011	Yes		7/11/2012
Berry	David	Bechtel Corp	7/11/2011	Yes		7/11/2012
Varnado	David	Bechtel Corp	7/11/2011	Yes		7/11/2012
Matheus	Devin	Allstate Tank	7/11/2011	Yes		7/11/2012
Temple	Gregory	Bechtel Corp	7/11/2011	Yes		7/11/2012
Roysdon	Jason	ELemental Energy	7/11/2011	Yes		7/11/2012
Mickelson	Jeff	Bechtel Corp	7/11/2011	Yes		7/11/2012
Martin	Jim	Allstate Tank	7/11/2011	Yes		7/11/2012
Barr	Jimmy	Southwire	7/11/2011	Yes		7/11/2012
Gruber	John	Bechtel Corp	7/11/2011	Yes		7/11/2012
Zschieschang	Jorg	Eisenmann	7/11/2011	Yes		7/11/2012
Palmer	Joshua	Kleinfelder	7/11/2011	Yes		7/11/2012
Lee	Justin	Bechtel Corp	7/11/2011	Yes	9/27/2012	9/27/2013
Singh	Jyoti	Bechtel Corp	7/11/2011	Yes	1/31/2013	1/31/2014
Wing	Matt	Bechtel Corp	7/11/2011	Yes		7/11/2012
Elbogen	Moshe	Automatica	7/11/2011	Yes		7/11/2012
Lange	Paul	Bechtel Corp	7/11/2011	Yes	4/4/2013	4/4/2014
Christensen	Per	Bechtel Corp	7/11/2011	Yes		7/11/2012
Avila	Richard	Bechtel Corp	7/11/2011	Yes		7/11/2012
Voss	Robert	Bechtel Corp	7/11/2011	Yes		7/11/2012
Llewellyn	Robin	Sundance Biology	7/11/2011	Yes		7/11/2012
Bruhn	Sam	Bechtel Corp	7/11/2011	Yes		7/11/2012
Bates	Steven	Allstate Tank	7/11/2011	Yes		7/11/2012
Lawe	Tim	Allstate Tank	7/11/2011	Yes		7/11/2012
Lazinsky	Trahi	Automatica	7/11/2011	Yes		7/11/2012

Sivenkov	Vadim	Automatica	7/11/2011	Yes		7/11/2012
Rodriguez	Abdon	Bechtel Corp	7/18/2011	Yes	8/1/2013	8/1/2014
Simpson	Alvin	Bechtel Corp	7/18/2011	Yes		7/18/2012
Minatsaghanian	Armen	JM Carden	7/18/2011	Yes		7/18/2012
Gates	Barry	Bechtel Corp	7/18/2011	Yes		7/18/2012
Pulliam	Brian	JM Carden	7/18/2011	Yes		7/18/2012
Galvan	Carlos	EMF Fire	7/18/2011	Yes		7/18/2012
Inman	Charles	JM Carden	7/18/2011	Yes		7/18/2012
Ricker	Charles	BrightSource Energy	7/18/2011	Yes		7/18/2012
Londo	Clarence	Bechtel Corp	7/18/2011	Yes		7/18/2012
Chavez	Corey	Bechtel Corp	7/18/2011	Yes		7/18/2012
Stringer	Dominic	Bechtel Corp	7/18/2011	Yes		7/18/2012
Rowton	Dorian	Bechtel Corp	7/18/2011	Yes	10/6/2011	10/6/2012
Buchannan	Douglas	BrightSource Energy	7/18/2011	Yes		7/18/2012
Allen	Farow	Bechtel Corp	7/18/2011	Yes	9/20/2012	9/20/2013
Ju???	George	Bechtel Corp	7/18/2011	Yes		7/18/2012
Hayes	Gregory	EMF Fire	7/18/2011	Yes		7/18/2012
Cinco	Jesus	Bechtel Corp	7/18/2011	Yes		7/18/2012
Morrison	John	Bechtel Corp	7/18/2011	Yes		7/18/2012
Traffe	John	Bechtel Corp	7/18/2011	Yes	9/26/2013	9/26/2014
Howell	Jon	CH2MHill	7/18/2011	Yes		7/18/2012
Witt	Joshua	Bechtel Corp	7/18/2011	Yes		7/18/2012
Fitzpatrick	Kevin	Las Vegas Paving	7/18/2011	Yes		7/18/2012
Olvera	Manuel	Bechtel Corp	7/18/2011	Yes		7/18/2012
Nelson	Mark	Harrington Hoists	7/18/2011	Yes		7/18/2012
Weaver	MARK	Bechtel Corp	7/18/2011	Yes	6/6/2013	6/6/2014
Davis	Marshal	Bechtel Corp	7/18/2011	Yes		7/18/2012
Cohen	Melr	Automatica	7/18/2011	Yes		7/18/2012
Smith	Mike	Bechtel Corp	7/18/2011	Yes		7/18/2012
Gwinn	Nate	Sundance Biology	7/18/2011	Yes		7/18/2012
Daniel	Richard	Bechtel Corp	7/18/2011	Yes	9/27/2012	9/27/2013
Leachman	Ronald	H & E Equipment	7/18/2011	Yes		7/18/2012
Lopez	Rosario	Bechtel Corp	7/18/2011	Yes	10/7/2013	10/7/2014
Arredondo	Ubaldo	Bechtel Corp	7/18/2011	Yes		7/18/2012
Vergara	Adan	Bechtel Corp	7/25/2011	Yes		7/25/2012
Culver	Chris	Neff Rental	7/25/2011	Yes		7/25/2012
Hinkley	Chris	PU&C Plumbing	7/25/2011	Yes		7/25/2012
Merrill	Dan	Riley Power	7/25/2011	Yes		7/25/2012
Chaple	Deborah	Bechtel Corp	7/25/2011	Yes		7/25/2012
Frantom	Doug	BrightSource Energy	7/25/2011	Yes		7/25/2012
Surcek	Dustin	Bechtel Corp	7/25/2011	Yes		7/25/2012
Parra	Frank	Bechtel Corp	7/25/2011	Yes		7/25/2012
Needham	Gary	PU&C Plumbing	7/25/2011	Yes		7/25/2012
Ward	Geoffrey	Bechtel Corp	7/25/2011	Yes		7/25/2012
Lemus	Humberto	Bechtel Corp	7/25/2011	Yes		7/25/2012
Haythorn	James	Bechtel Corp	7/25/2011	Yes		7/25/2012
Schimmels	Jason	Bechtel Corp	7/25/2011	Yes	8/16/2012	8/16/2013
Elrod	Jimmy W.	Bechtel Corp	7/25/2011	Yes	8/2/2012	8/2/2013
Bartell	Joe	Bechtel Corp	7/25/2011	Yes		7/25/2012
Tucker	Justin	Neff Rental	7/25/2011	Yes		7/25/2012
Gerke	Kris	PU&C Plumbing	7/25/2011	Yes		7/25/2012
Seifert	Mark	Bechtel Corp	7/25/2011	Yes		7/25/2012
Kennedy	Michael	Haaker Equipment	7/25/2011	Yes		7/25/2012

Gibson	Randal	PU&C Plumbing	7/25/2011	Yes		7/25/2012
Woods	Randal	Bechtel Corp	7/25/2011	Yes		7/25/2012
Vosberg	Ricky	Stresstech	7/25/2011	Yes		7/25/2012
DeKruse	Robert	Bureau Veritas	7/25/2011	Yes		7/25/2012
McGinnis	Robert	Bechtel Corp	7/25/2011	Yes		7/25/2012
Ross	Shaun	Bechtel Corp	7/25/2011	Yes	9/20/2012	9/20/2013
Esqueda	Steven	Bechtel Corp	7/25/2011	Yes	7/26/2012	7/26/2013
Witt	Steven	Bechtel Corp	7/25/2011	Yes		7/25/2012
Harris	Thomas	Bechtel Corp	7/25/2011	Yes	4/4/2013	4/4/2014
Warden	Tim	Bechtel Corp	7/25/2011	Yes		7/25/2012
Cramberg	Vetus	Bechtel Corp	7/25/2011	Yes		7/25/2012
Symonds	Yosef	BrightSource Energy	7/25/2011	Yes		7/25/2012
Velasco	Alfredo	Bechtel Corp	8/8/2011	Yes		8/8/2012
Alvarez	Andres	Bechtel Corp	8/8/2011	Yes		8/8/2012
Oh	Brent	Bechtel Corp	8/8/2011	Yes		8/8/2012
Carney	Brian	Dielco Crane	8/8/2011	Yes		8/8/2012
Hall	Brian	Dielco Crane	8/8/2011	Yes		8/8/2012
Burns	Bryan	Bechtel Corp	8/8/2011	Yes		8/8/2012
Hunwardsen	Chad L.	???	8/8/2011	Yes		8/8/2012
Brown	Charlie	Bechtel Corp	8/8/2011	Yes		8/8/2012
Gocken	Chris	Bechtel Corp	8/8/2011	Yes		8/8/2012
Garcia	Christian	Bechtel Corp	8/8/2011	Yes		8/8/2012
Conners	Danny	Bechtel Corp	8/8/2011	Yes		8/8/2012
Haltman	Danny	PCS	8/8/2011	Yes		8/8/2012
Anderson	David	Bechtel Corp	8/8/2011	Yes		8/8/2012
Garnica	David	Bechtel Corp	8/8/2011	Yes		8/8/2012
Neal	Deon	Dielco Crane	8/8/2011	Yes		8/8/2012
RJ	DePond	BrightSource Energy	8/8/2011	Yes		8/8/2012
Leon	Diony	Bechtel Corp	8/8/2011	Yes		8/8/2012
Anderson Jr.	Donald D.	Bechtel Corp	8/8/2011	Yes		8/8/2012
Ruiz	Edgar	Bechtel Corp	8/8/2011	Yes	8/29/2013	8/29/2014
Urrutia Jr.	Eleuterio	Bechtel Corp	8/8/2011	Yes		8/8/2012
Connors	Eric	Bechtel Corp	8/8/2011	Yes	11/14/2012	11/14/2013
Jones	Erik	Bechtel Corp	8/8/2011	Yes	9/13/2012	9/13/2013
Ramirez	Ernesto	Bechtel Corp	8/8/2011	Yes		8/8/2012
Virgin	Gary	REB	8/8/2011	Yes	9/20/2012	9/20/2013
Lystlund	George	Silver State	8/8/2011	Yes		8/8/2012
Abdulrahm	Gregory	Bechtel Corp	8/8/2011	Yes		8/8/2012
Lugo	Humberto	Bechtel Corp	8/8/2011	Yes	10/6/2011	10/6/2012
Daris	Jan	Desert Rigging	8/8/2011	Yes		8/8/2012
Allsman	Jason	Bechtel Corp	8/8/2011	Yes		8/8/2012
Guerrero	Javier	Bechtel Corp	8/8/2011	Yes	4/11/2013	4/11/2014
Howell	Jay	Bechtel Corp	8/8/2011	Yes	9/20/2012	9/20/2013
Benavonte	Jesus	Bechtel Corp	8/8/2011	Yes		8/8/2012
Kinsey	Jim	Bechtel Corp	8/8/2011	Yes	9/13/2012	9/13/2013
Stewart	John	Bechtel Corp	8/8/2011	Yes	9/13/2012	9/13/2013
Martinez	John M.	Bechtel Corp	8/8/2011	Yes		8/8/2012
Vergara	Jonathan	Bechtel Corp	8/8/2011	Yes	10/7/2013	10/7/2014
Torres	Jose	Bechtel Corp	8/8/2011	Yes		8/8/2012
Precialo	Julio	Bechtel Corp	8/8/2011	Yes		8/8/2012
Pilkington	Justin	Bechtel Corp	8/8/2011	Yes		8/8/2012
Rivera	Justo	Bechtel Corp	8/8/2011	Yes		8/8/2012
Thompson	Keith	Bechtel Corp	8/8/2011	Yes		8/8/2012

Watson	Keith	Bechtel Corp	8/8/2011	Yes		8/8/2012
Prater	Kurt	Bechtel Corp	8/8/2011	Yes		8/8/2012
Velasco	Luis	Bechtel Corp	8/8/2011	Yes		8/8/2012
Peer	Mark	Bechtel Corp	8/8/2011	Yes		8/8/2012
Taitano	Mark	Bechtel Corp	8/8/2011	Yes		8/8/2012
Callewaert	Michael	CSC	8/8/2011	Yes		8/8/2012
Herzog	Mike	PCS	8/8/2011	Yes		8/8/2012
Rauge	Mike	PCS	8/8/2011	Yes		8/8/2012
Andrews	Rich	Dielco Crane	8/8/2011	Yes		8/8/2012
McCullough	Richard	Bechtel Corp	8/8/2011	Yes		8/8/2012
Paul	Robert	Dielco Crane	8/8/2011	Yes		8/8/2012
Dason-Deane	Rosemary	Bechtel Corp	8/8/2011	Yes	7/25/2013	7/25/2014
Lusic	Rudy	Fullmer	8/8/2011	Yes		8/8/2012
Andrews	Scott	Desert Specialty	8/8/2011	Yes		8/8/2012
Martin	Seth	Cashman Equipment	8/8/2011	Yes	2/9/2012	2/9/2013
Walker	Stan	Bechtel	8/8/2011	Yes	8/1/2013	8/1/2014
Mitchell	Stephen T.	Bechtel Corp	8/8/2011	Yes		8/8/2012
Trost	Tim	Bechtel Corp	8/8/2011	Yes		8/8/2012
Marsh	Todd	Bechtel Corp	8/8/2011	Yes		8/8/2012
Evald	Toivo	Siemens	8/8/2011	Yes		8/8/2012
Coronado	Alfredo	Bechtel Corp	8/15/2011	Yes		8/15/2012
Mann	Aratle???	Bechtel Corp	8/15/2011	Yes		8/15/2012
Castro	Benjamin	Securitas	8/15/2011	Yes		8/15/2012
Armendariz	Brian	Bechtel Corp	8/15/2011	Yes		8/15/2012
Russell	Chadd	LUP	8/15/2011	Yes		8/15/2012
Pope	Curtis	Bechtel Corp	8/15/2011	Yes		8/15/2012
Molina	Enrique	Bechtel Corp	8/15/2011	Yes		8/15/2012
Bernard	Gerald	Bechtel Corp	8/15/2011	Yes	9/27/2012	9/27/2013
Stephenson	J. Gary	Bechtel Corp	8/15/2011	Yes		8/15/2012
Cowens	James	Bechtel Corp	8/15/2011	Yes		8/15/2012
Munto	Jesus	Bechtel Corp	8/15/2011	Yes		8/15/2012
Haines	Jimmy	Bechtel Corp	8/15/2011	Yes	9/20/2012	9/20/2013
Arredondo	Jose	Bechtel Corp	8/15/2011	Yes		8/15/2012
Cisneros	Jose	Bechtel Corp	8/15/2011	Yes		8/15/2012
Torres	Jose	Torres Honey	8/15/2011	Yes		8/15/2012
LaPlante	Joseph	Bechtel Corp	8/15/2011	Yes		8/15/2012
Koenig	Kurt	Bechtel Corp	8/15/2011	Yes		8/15/2012
Cervantez	Lalo	Bechtel Corp	8/15/2011	Yes	9/27/2012	9/27/2013
Hill	Mark	Bechtel Corp	8/15/2011	Yes		8/15/2012
Hill	Matt	Bechtel Corp	8/15/2011	Yes		8/15/2012
Rybicha	Michael	Bechtel Corp	8/15/2011	Yes	9/13/2012	9/13/2013
Weiss	Michael	Bechtel Corp	8/15/2011	Yes		8/15/2012
Jasso	Ruben	Bechtel Corp	8/15/2011	Yes		8/15/2012
Cardenas	Simon	Bechtel Corp	8/15/2011	Yes	10/6/2011	10/6/2012
Carillo Jr.	Tim	Bechtel Corp	8/15/2011	Yes		8/15/2012
Brady	Travis	Bechtel Corp	8/15/2011	Yes	8/9/2012	8/9/2013
Gaylord	Travon	Bechtel Corp	8/15/2011	Yes		8/15/2012
Cureton	William	Bechtel Corp	8/15/2011	Yes		8/15/2012
Hansen	William	???	8/15/2011	Yes		8/15/2012
Layland	William	Bechtel Corp	8/15/2011	Yes	9/13/2012	9/13/2013
Powell	Beverly	SCE	8/22/2011	Yes		8/22/2012
Lewis	Blaine	Silver State	8/22/2011	Yes		8/22/2012
Arriaga	Cristian	Olson Precast	8/22/2011	Yes	1/31/2013	1/31/2014

Watson	Dale	Stanec	8/22/2011	Yes		8/22/2012
Swatzel	David	SCE	8/22/2011	Yes		8/22/2012
Griego	Genevieve	SCE	8/22/2011	Yes		8/22/2012
Elvestad	Greg	SCE	8/22/2011	Yes		8/22/2012
Corona	Gualberto	Olson Precast	8/22/2011	Yes		8/22/2012
Risla	Jan	Power Constructors	8/22/2011	Yes		8/22/2012
Chong	Jose	Olson Precast	8/22/2011	Yes		8/22/2012
Lopez	Jose Luis	Olson Precast	8/22/2011	Yes		8/22/2012
Spansel	Katherine	SCE	8/22/2011	Yes		8/22/2012
Lewis	Ken	SCE	8/22/2011	Yes		8/22/2012
Cunningham	Lamar	SCE	8/22/2011	Yes		8/22/2012
Fernandez Smith	Liza	SCE	8/22/2011	Yes		8/22/2012
Gardenier	Matthew	Power Engineers	8/22/2011	Yes		8/22/2012
Ditomasso	Michael	SCE	8/22/2011	Yes		8/22/2012
Pauley	Nathaniel	Elemental Energy	8/22/2011	Yes		8/22/2012
Romero	Osbaldo	SCE	8/22/2011	Yes		8/22/2012
Gutierrez	Ramiro Alex	SCE	8/22/2011	Yes		8/22/2012
Calero	Ramon	SCE	8/22/2011	Yes		8/22/2012
Long	Rayanne	SCE	8/22/2011	Yes		8/22/2012
Perez	Ricardo	Olson Precast	8/22/2011	Yes		8/22/2012
Giron	Rod	SCE	8/22/2011	Yes		8/22/2012
Schultz	Roger	SCE	8/22/2011	Yes		8/22/2012
Rouab	Roy	SCE	8/22/2011	Yes		8/22/2012
Holbrook	Scott	SCE	8/22/2011	Yes		8/22/2012
Terrell	Shonda	Bechtel Corp	8/22/2011	Yes	9/13/2012	9/13/2013
Dorman	Wendell	Talascend	8/22/2011	Yes		8/22/2012
Johnson	Wesley	Stantec	8/22/2011	Yes		8/22/2012
Culver	Adam	Bechtel Corp	8/23/2011	Yes		8/23/2012
Jiminez	Alfredo	Bechtel Corp	8/23/2011	Yes		8/23/2012
Morrison	Andy	Bechtel Corp	8/23/2011	Yes		8/23/2012
Frias	Armando	Bechtel Corp	8/23/2011	Yes		8/23/2012
Moon	Billy	Bechtel Corp	8/23/2011	Yes		8/23/2012
Pattillo	Brandon	Bechtel Corp	8/23/2011	Yes		8/23/2012
Ford	Bryan	Bechtel Corp	8/23/2011	Yes		8/23/2012
Keller	Chad	Bechtel Corp	8/23/2011	Yes		8/23/2012
Wells	David	Bechtel Corp	8/23/2011	Yes		8/23/2012
Van Sickle	Dwaine	Bechtel Corp	8/23/2011	Yes		8/23/2012
Barrowman	Elaine	Bechtel Corp	8/23/2011	Yes		8/23/2012
Baronowski	Gary	Bechtel Corp	8/23/2011	Yes		8/23/2012
Rael	Hugo	Bechtel Corp	8/23/2011	Yes		8/23/2012
Erickson	Jeff	Bechtel Corp	8/23/2011	Yes		8/23/2012
Starnes	Justin	Bechtel Corp	8/23/2011	Yes		8/23/2012
Arano	Mark	Bechtel Corp	8/23/2011	Yes		8/23/2012
Arizona	Nevy	Bechtel Corp	8/23/2011	Yes		8/23/2012
Saenz	Oscar	Bechtel Corp	8/23/2011	Yes		8/23/2012
Lefley	Phillip	Bechtel Corp	8/23/2011	Yes		8/23/2012
Raymond	Robert	Bechtel Corp	8/23/2011	Yes		8/23/2012
Pochers	Ronald	Bechtel Corp	8/23/2011	Yes		8/23/2012
Olivas	Rudy	Bechtel Corp	8/23/2011	Yes		8/23/2012
Foki	Steven	Bechtel Corp	8/23/2011	Yes		8/23/2012
Robles	Thomas	LVP	8/23/2011	Yes		8/23/2012
Miller	Vernon	Bechtel Corp	8/23/2011	Yes		8/23/2012
Dorman	Wendell	Talascend	8/23/2011	Yes		8/23/2012

Glover	William	Bechtel Corp	8/23/2011	Yes		8/23/2012
Burris	Xavier	Bechtel Corp	8/23/2011	Yes		8/23/2012
Saenz	Andrew	Bechtel Corp	8/29/2011	Yes		8/29/2012
Medina	Benjamin	SCI	8/29/2011	Yes		8/29/2012
Anderson	Brad	Fullmer	8/29/2011	Yes		8/29/2012
Benner	Brandon	Las Vegas Paving	8/29/2011	Yes	9/20/2012	9/20/2013
Rose	Brian	Bechtel Corp	8/29/2011	Yes		8/29/2012
Greech Chin	Caroly	Bechtel Corp	8/29/2011	Yes	9/20/2012	9/20/2013
Pickett	Chris	Bechtel Corp	8/29/2011	Yes		8/29/2012
Gipson	Daniel	Bechtel Corp	8/29/2011	Yes		8/29/2012
Dunbar	Dean	Bechtel Corp	8/29/2011	Yes		8/29/2012
Burnett	Derrel	Bechtel Corp	8/29/2011	Yes		8/29/2012
Hall	Destry	CTS/Mistras	8/29/2011	Yes		8/29/2012
Patterson	Don	SCI	8/29/2011	Yes		8/29/2012
Sokolovich	Edward	Klondyke	8/29/2011	Yes		8/29/2012
Yeager	Eric	Bechtel Corp	8/29/2011	Yes		8/29/2012
Raymundo	Ernesto	BCC	8/29/2011	Yes		8/29/2012
Morales	Francisco	Bechtel Corp	8/29/2011	Yes		8/29/2012
Yetter	Gered	Fullmer	8/29/2011	Yes		8/29/2012
Velazquez	Guillermo	Bechtel Corp	8/29/2011	Yes		8/29/2012
Johnson	Isaac C.	Bechtel Corp	8/29/2011	Yes	9/20/2012	9/20/2013
Thorn	Jarom	American Air Balance	8/29/2011	Yes		8/29/2012
Gist	Jeffrey	Custom ARC	8/29/2011	Yes		8/29/2012
Miles	Jeffrey	Bechtel Corp	8/29/2011	Yes		8/29/2012
Doe	John	CTS/Mistras	8/29/2011	Yes		8/29/2012
Fitch	John	CTS/Mistras	8/29/2011	Yes		8/29/2012
Shea	Kevin	BrightSource Energy	8/29/2011	Yes	8/16/2012	8/16/2013
Marquez	Lorenzo	CTS/Mistras	8/29/2011	Yes		8/29/2012
Kramer	Louis	Hilti	8/29/2011	Yes		8/29/2012
Pena	Luciano	SCI	8/29/2011	Yes		8/29/2012
Olivas	Miguel	Bechtel Corp	8/29/2011	Yes		8/29/2012
Colon	Orlando	SCI	8/29/2011	Yes		8/29/2012
Dorado	Sigifredo	SCI	8/29/2011	Yes		8/29/2012
Salsman	Stanley	Bechtel Corp	8/29/2011	Yes		8/29/2012
Long	Thomas	Bechtel Corp	8/29/2011	Yes		8/29/2012
Ramirez	Thomas	Bechtel Corp	8/29/2011	Yes		8/29/2012
Munoz	William	Las Vegas Paving	8/29/2011	Yes		8/29/2012
Benson	Brooke	Sundance Biology	9/1/2011	Yes		9/1/2012
Nagle	Cassandra	Sundance Biology	9/1/2011	Yes		9/1/2012
Ochoa	Celestino	Neff Rental	9/1/2011	Yes		9/1/2012
Cogar	Crystal	Knight and Leavitt	9/1/2011	Yes		9/1/2012
Frank	Eric	Sundance Biology	9/1/2011	Yes		9/1/2012
Cantarero	Erlinda	Knight and Leavitt	9/1/2011	Yes		9/1/2012
Wilvert	Greg	Sundance Biology	9/1/2011	Yes		9/1/2012
Bates	Greta	Sundance Biology	9/1/2011	Yes		9/1/2012
Abouelezz	Hanem	BLM	9/1/2011	Yes		9/1/2012
Glatte	Hayden	Sundance Biology	9/1/2011	Yes		9/1/2012
Garvey	John	Sundance Biology	9/1/2011	Yes		9/1/2012
Baccei	Josh	Sundance Biology	9/1/2011	Yes		9/1/2012
Lapre	Larry	BLM	9/1/2011	Yes		9/1/2012
Leinicke	Luke	Sundance Biology	9/1/2011	Yes		9/1/2012
Torelli	Marie	Sundance Biology	9/1/2011	Yes		9/1/2012
Constantine	Michael	Sundance Biology	9/1/2011	Yes		9/1/2012

Rossi	Mitchell	Sundance Biology	9/1/2011	Yes		9/1/2012
Singh	Onkar	Phoenix Ecological	9/1/2011	Yes		9/1/2012
Flores	Paul	CH2MHill	9/1/2011	Yes		9/1/2012
Gorsira	Rick	CH2MHill	9/1/2011	Yes		9/1/2012
Maes	Rita	Sundance Biology	9/1/2011	Yes		9/1/2012
Barfield	Robert	Merli	9/1/2011	Yes		9/1/2012
Hogenauer	Robert	Phoenix Ecological	9/1/2011	Yes		9/1/2012
Welch	Scott	Sundance Biology	9/1/2011	Yes		9/1/2012
Orwig	Sig	Sundance Biology	9/1/2011	Yes		9/1/2012
Jones	Steven	Solar Partners	9/1/2011	Yes	8/16/2012	8/16/2013
Andrews	Tyler	Sundance Biology	9/1/2011	Yes		9/1/2012
Gonzalez	Alejandro	Bechtel Corp	9/6/2011	Yes	9/13/2012	9/13/2013
Saavedra	Betahve	Amazon	9/6/2011	Yes		9/6/2012
Maher	Bill	IUOE Local 12	9/6/2011	Yes	11/14/2012	11/14/2013
Rosson	Charles	Bechtel Corp	9/6/2011	Yes		9/6/2012
Harmer	Christopher	Bechtel Corp	9/6/2011	Yes	9/20/2012	9/20/2013
Reveres	Conrado	Amazon	9/6/2011	Yes		9/6/2012
Garner	Earl	Bechtel Corp	9/6/2011	Yes		9/6/2012
Melendez	Eduardo	Bechtel Corp	9/6/2011	Yes		9/6/2012
Thacker	Edward	Bechtel Corp	9/6/2011	Yes		9/6/2012
Dominguez	Elias	Bechtel Corp	9/6/2011	Yes		9/6/2012
Delgado	Eric	Bechtel Corp	9/6/2011	Yes		9/6/2012
Herrera	Francisco	Bechtel Corp	9/6/2011	Yes	1/8/2013	1/8/2014
Esparza	Gabriel	Bechtel Corp	9/6/2011	Yes		9/6/2012
Curkovic	Jasenko	Eisenmann	9/6/2011	Yes		9/6/2012
Tapia	Jorge	Bechtel Corp	9/6/2011	Yes		9/6/2012
Cary	Joseph	Bechtel Corp	9/6/2011	Yes		9/6/2012
Lachenmayer	Jospeh	SPX Cooling	9/6/2011	Yes		9/6/2012
Jacresei	Juan	Amazon	9/6/2011	Yes		9/6/2012
Chapman	Lisa	Bechtel Corp	9/6/2011	Yes	12/13/2012	12/13/2013
Gutierrez	Luis	Bechtel Corp	9/6/2011	Yes		9/6/2012
Arellano	Marco	Amazon	9/6/2011	Yes		9/6/2012
Holbrook	Matthew	Bechtel Corp	9/6/2011	Yes	12/22/2011	12/22/2012
Portillo	Michael	SPX Cooling	9/6/2011	Yes		9/6/2012
Horn	Nathaniel	Bechtel Corp	9/6/2011	Yes		9/6/2012
Lalla	Nathaniel	Crown Fence	9/6/2011	Yes		9/6/2012
Jimenez	Nick	Bechtel Corp	9/6/2011	Yes		9/6/2012
Pluarez	Pedio	Amazon	9/6/2011	Yes		9/6/2012
DeLeon	Raul	Amazon	9/6/2011	Yes		9/6/2012
Betts	Richard	Bechtel Corp	9/6/2011	Yes		9/6/2012
Thomas	Richard	Bechtel Corp	9/6/2011	Yes		9/6/2012
Lueblee Jr	Robert	Bechtel Corp	9/6/2011	Yes		9/6/2012
Stolpp	Ryan	Bechtel Corp	9/6/2011	Yes		9/6/2012
Copeland	Shane	Bechtel Corp	9/6/2011	Yes		9/6/2012
Crabtree	Shannon	CH2MHill	9/6/2011	Yes		9/6/2012
Beaman	Shelly	Bechtel Corp	9/6/2011	Yes		9/6/2012
Prepchuk	Skip	CTS/Mistras	9/6/2011	Yes		9/6/2012
Arthur	Thomas	Bechtel Corp	9/6/2011	Yes		9/6/2012
Paul	Thomas	Bechtel Corp	9/6/2011	Yes		9/6/2012
Jewett	Travis	Bechtel Corp	9/6/2011	Yes	9/13/2012	9/13/2013
Montalvo	Wilfredo	Bechtel Corp	9/6/2011	Yes		9/6/2012
Cooke	Adam	Erwin Services Corp	9/12/2011	Yes		9/12/2012
Gomez	Alfonzo	Las Vegas Paving	9/12/2011	Yes		9/12/2012

Hammontree	Amy	CH2MHill	9/12/2011	Yes		9/12/2012
Salonikios	Angeliki	Sundance Biology	9/12/2011	Yes		9/12/2012
Cruz	Bernard	Hilti	9/12/2011	Yes		9/12/2012
Wardrip	Brenda	Bechtel Corp	9/12/2011	Yes		9/12/2012
Drake	Brian	Phoenix Ecological	9/12/2011	Yes		9/12/2012
Lowenberg	Carlos	SCE	9/12/2011	Yes		9/12/2012
Mueller	Cathy	Sundance Biology	9/12/2011	Yes		9/12/2012
White	Cay	Custom ARC	9/12/2011	Yes		9/12/2012
Huger	Chris	Erwin Services Corp	9/12/2011	Yes		9/12/2012
McDaniel	Chris	Phoenix Ecological	9/12/2011	Yes		9/12/2012
Sherwood	Craig	Sundance Biology	9/12/2011	Yes		9/12/2012
Erwin	Dennis	Erwin Services Corp	9/12/2011	Yes		9/12/2012
Childers	Douglas	Bechtel Corp	9/12/2011	Yes		9/12/2012
Rinaldo	Edward	Bechtel Corp	9/12/2011	Yes	9/20/2012	9/20/2013
Garcia II	Elies	Las Vegas Paving	9/12/2011	Yes		9/12/2012
Elison	Eric	Ninyo and Moore	9/12/2011	Yes		9/12/2012
Roffe	Gabrielle	Sundance Biology	9/12/2011	Yes		9/12/2012
Brickell	Hays	Kleinfelder	9/12/2011	Yes		9/12/2012
Lopez	Hugo	Cascade Drilling	9/12/2011	Yes		9/12/2012
Alexakos	Irene	Sundance Biology	9/12/2011	Yes		9/12/2012
Holmes	Iris	Sundance Biology	9/12/2011	Yes		9/12/2012
Anderson	James	Elemental Energy	9/12/2011	Yes		9/12/2012
Hills	James	Erwin Services Corp	9/12/2011	Yes		9/12/2012
Trubey	Jason	BrightSource Energy	9/12/2011	Yes	7/11/2013	7/11/2014
Speights	Jennifer	Sundance Biology	9/12/2011	Yes		9/12/2012
Toyoshiba	Jill	Sundance Biology	9/12/2011	Yes		9/12/2012
Kinley	Jim	Custom ARC	9/12/2011	Yes		9/12/2012
Kosi	Joel	Hartford Steam Boiler	9/12/2011	Yes		9/12/2012
Cooke	John	Bechtel Corp	9/12/2011	Yes		9/12/2012
Culpepper	Jonathan	WESCO	9/12/2011	Yes		9/12/2012
Manning	Kyle	WESCO	9/12/2011	Yes		9/12/2012
Tait	Lyman	Bechtel Corp	9/12/2011	Yes		9/12/2012
Hupp	Lyndsay	Sundance Biology	9/12/2011	Yes		9/12/2012
Garcia	Martin	Mistras Group	9/12/2011	Yes		9/12/2012
McGovern	Mike	Sundance Biology	9/12/2011	Yes		9/12/2012
Harder	Miki	Sundance Biology	9/12/2011	Yes		9/12/2012
Knowles	Pam	Sundance Biology	9/12/2011	Yes		9/12/2012
Shaw	Rainer	Sundance Biology	9/12/2011	Yes		9/12/2012
Rodriguez	Raquel	Sundance Biology	9/12/2011	Yes		9/12/2012
Furnish	Robert	Bechtel Corp	9/12/2011	Yes	9/20/2012	9/20/2013
Salonikios	Rosaleen	Sundance Biology	9/12/2011	Yes		9/12/2012
Bowan	Ross	Ninyo and Moore	9/12/2011	Yes		9/12/2012
Templo	Russel	Kleinfelder	9/12/2011	Yes		9/12/2012
Finkbeiner	Sarah	Sundance Biology	9/12/2011	Yes		9/12/2012
Nelson	Scott	Sundance Biology	9/12/2011	Yes		9/12/2012
Mather	Stoney	Ninyo and Moore	9/12/2011	Yes		9/12/2012
Shields	Tim	Sundance Biology	9/12/2011	Yes		9/12/2012
Lacey	Tom	Bechtel Corp	9/12/2011	Yes		9/12/2012
Mudge	Travis	WESCO	9/12/2011	Yes		9/12/2012
Kollenbroich	Tyler	Sundance Biology	9/12/2011	Yes		9/12/2012
Martinez	Victor	Cascade Drilling	9/12/2011	Yes		9/12/2012
Maldonado	Angel	Western Pacific	9/19/2011	Yes		9/19/2012
Ocampo	Angelito	Bechtel Corp	9/19/2011	Yes		9/19/2012

Hardegree	Bruce	Bechtel Corp	9/19/2011	Yes		9/19/2012
Bales	Christopher	Bechtel Corp	9/19/2011	Yes		9/19/2012
Brown	Christopher	Bechtel Corp	9/19/2011	Yes		9/19/2012
Cota	Cladio	Bechtel Corp	9/19/2011	Yes		9/19/2012
Dagner	Corey	Bechtel Corp	9/19/2011	Yes		9/19/2012
Zobrist	Corey	Bechtel Corp	9/19/2011	Yes		9/19/2012
Larsen Jr	Dave	Bechtel Corp	9/19/2011	Yes		9/19/2012
Fehlman	David	Fullmer	9/19/2011	Yes		9/19/2012
Denyon	Diony	Bechtel Corp	9/19/2011	Yes		9/19/2012
Boles	Donald	Bechtel Corp	9/19/2011	Yes	9/20/2012	9/20/2013
DeKruse	Edward	Bureau Veritas	9/19/2011	Yes		9/19/2012
Drake	Elizabeth	Sundance Biology	9/19/2011	Yes		9/19/2012
Jolley	Erin	NRG	9/19/2011	Yes		9/19/2012
Lelvas Jr	Frank	Bechtel Corp	9/19/2011	Yes		9/19/2012
Tripodo	Geno	Bechtel Corp	9/19/2011	Yes	9/20/2012	9/20/2013
Contreras	George	Bechtel Corp	9/19/2011	Yes		9/19/2012
West	Harry	Bechtel Corp	9/19/2011	Yes		9/19/2012
Parangaw	Hermillo	Las Vegas Paving	9/19/2011	Yes		9/19/2012
Dixon	Jarrod	Las Vegas Paving	9/19/2011	Yes		9/19/2012
Foxe	Jason	Bechtel Corp	9/19/2011	Yes		9/19/2012
Sauer	Jeff	Bechtel Corp	9/19/2011	Yes		9/19/2012
Journell	Joseph	Bechtel Corp	9/19/2011	Yes		9/19/2012
Salazar	Joseph	Bechtel Corp	9/19/2011	Yes		9/19/2012
Warren	Joseph	Bechtel Corp	9/19/2011	Yes		9/19/2012
Harris	Joshua	Bechtel Corp	9/19/2011	Yes		9/19/2012
Zavala	Josue	Bechtel Corp	9/19/2011	Yes		9/19/2012
Trujillo	Juan	Bechtel Corp	9/19/2011	Yes		9/19/2012
Delgado	Louie	Bechtel Corp	9/19/2011	Yes		9/19/2012
Savage	Marcus	Bechtel Corp	9/19/2011	Yes		9/19/2012
Peaden	Mark	Sundance Biology	9/19/2011	Yes		9/19/2012
Rosher	Mark	Bechtel Corp	9/19/2011	Yes		9/19/2012
Cabrera	Michael	Bechtel Corp	9/19/2011	Yes		9/19/2012
Shulnak	Michael	Bechtel Corp	9/19/2011	Yes		9/19/2012
Little	Michael S.	Bechtel Corp	9/19/2011	Yes	10/9/2013	10/9/2014
Wolff	Natalie	Sundance Biology	9/19/2011	Yes		9/19/2012
Young	Nick	Bechtel Corp	9/19/2011	Yes		9/19/2012
Schouten	Patrick	Bechtel Corp	9/19/2011	Yes		9/19/2012
Parkovich	Pete	Bechtel Corp	9/19/2011	Yes		9/19/2012
Oyetury	Quadri	Bechtel Corp	9/19/2011	Yes	8/22/2013	8/22/2014
Gossett	Randy	Bechtel Corp	9/19/2011	Yes		9/19/2012
Lyons	Rick	Bechtel Corp	9/19/2011	Yes		9/19/2012
Richards	Robert	Bechtel Corp	9/19/2011	Yes		9/19/2012
Gonzales	Roy	Bechtel Corp	9/19/2011	Yes		9/19/2012
Esau	Samiuela	Bechtel Corp	9/19/2011	Yes		9/19/2012
Hall	Sandra	Bechtel Corp	9/19/2011	Yes		9/19/2012
Bound	Slade	Bechtel Corp	9/19/2011	Yes		9/19/2012
Ozimek	Stanislaw	Eisenmann	9/19/2011	Yes		9/19/2012
Rivera	Terry	Bechtel Corp	9/19/2011	Yes		9/19/2012
Foster	William	Bechtel Corp	9/19/2011	Yes		9/19/2012
Rodriguez	Arthur	Bechtel Corp	9/26/2011	Yes		9/26/2012
Hernandez	Ben	Bechtel Corp	9/26/2011	Yes		9/26/2012
Moon	Bill	Bechtel Corp	9/26/2011	Yes		9/26/2012
Dallas	Dave	Bechtel Corp	9/26/2011	Yes		9/26/2012

Meehan	David	Bechtel Corp	9/26/2011	Yes		9/26/2012
Selby	Don	Bechtel Corp	9/26/2011	Yes		9/26/2012
Nelson	Guy	Bechtel Corp	9/26/2011	Yes		9/26/2012
Walker	Jerry	Bechtel Corp	9/26/2011	Yes	9/27/2012	9/27/2013
Weber	John	Bechtel Corp	9/26/2011	Yes		9/26/2012
Diaz	Jose	Bechtel Corp	9/26/2011	Yes		9/26/2012
Veana	Jose	Bechtel Corp	9/26/2011	Yes		9/26/2012
Harris	Joshua	Bechtel Corp	9/26/2011	Yes		9/26/2012
Bird	Justin	Bechtel Corp	9/26/2011	Yes		9/26/2012
Richarte	Kimberly	CTS/Mistras	9/26/2011	Yes		9/26/2012
Knisely	Kory	Bechtel Corp	9/26/2011	Yes		9/26/2012
Tyson	Mark	Bechtel Corp	9/26/2011	Yes		9/26/2012
Wald	Marty	Bechtel Corp	9/26/2011	Yes		9/26/2012
Stephens	Matt	Bechtel Corp	9/26/2011	Yes		9/26/2012
Ware	Matthew	Bechtel Corp	9/26/2011	Yes	9/20/2012	9/20/2013
Lofts	Mike	Rigging Int	9/26/2011	Yes		9/26/2012
Ruby	Mike	Bechtel Corp	9/26/2011	Yes		9/26/2012
Castellon	Omar	Bechtel Corp	9/26/2011	Yes		9/26/2012
Williams	Phil	Bechtel Corp	9/26/2011	Yes	10/9/2013	10/9/2014
Tryon	Randy	Bechtel Corp	9/26/2011	Yes		9/26/2012
Cassel	Richard	CH2MHill	9/26/2011	Yes		9/26/2012
Horton	Robert	Bechtel Corp	9/26/2011	Yes		9/26/2012
Travis	Robert	Las Vegas Paving	9/26/2011	Yes	9/20/2012	9/20/2013
Hefty	Scott	Vegas Electric	9/26/2011	Yes		9/26/2012
Granados	Steve	Bechtel Corp	9/26/2011	Yes		9/26/2012
Steckler	Steven	Bechtel Corp	9/26/2011	Yes		9/26/2012
Burgess	Trevor	Bechtel Corp	9/26/2011	Yes		9/26/2012
Rivas	Zachary	Bechtel Corp	9/26/2011	Yes		9/26/2012
Bray	Aaron	Rigging Int	10/3/2011	Yes		10/3/2012
Rangel	Alfredo	Rigging Int	10/3/2011	Yes		10/3/2012
Starkey	Andy	Bechtel Corp	10/3/2011	Yes		10/3/2012
Fraijo	Arthur	Bechtel Corp	10/3/2011	Yes		10/3/2012
Strader	Brian	Bechtel Corp	10/3/2011	Yes		10/3/2012
Ashby	Chad	Cashman Equipment	10/3/2011	Yes		10/3/2012
Phillips	Charles	Dielco Crane	10/3/2011	Yes		10/3/2012
Pilkington	Clinton	Bechtel Corp	10/3/2011	Yes		10/3/2012
Martineru	Dean	Bechtel Corp	10/3/2011	Yes		10/3/2012
Robles	Dominick	Bechtel Corp	10/3/2011	Yes		10/3/2012
Plummer	Douglas	Bechtel Corp	10/3/2011	Yes		10/3/2012
Jones	Eric	Bechtel Corp	10/3/2011	Yes	11/29/2012	11/29/2013
House Jr.	Frank	Bechtel Corp	10/3/2011	Yes		10/3/2012
Sigue	Gregory	Bechtel Corp	10/3/2011	Yes		10/3/2012
Smith	James	NRG	10/3/2011	Yes		10/3/2012
Grant	Jay	Dielco Crane	10/3/2011	Yes		10/3/2012
Holian	Jill	Bechtel Corp	10/3/2011	Yes		10/3/2012
Baxter	Jim	Bechtel Corp	10/3/2011	Yes		10/3/2012
Rodriguez	Jimmy	Bechtel Corp	10/3/2011	Yes		10/3/2012
Kloetzer	Joel	Bechtel Corp	10/3/2011	Yes		10/3/2012
Lopez	Juan Carlos	Rigging Int	10/3/2011	Yes		10/3/2012
Johnson	Les	Bechtel Corp	10/3/2011	Yes		10/3/2012
Truseque	Luciano	Bechtel Corp	10/3/2011	Yes		10/3/2012
Lacroix	Mark	Bechtel Corp	10/3/2011	Yes		10/3/2012
Cottam	Michael	Cashman Equipment	10/3/2011	Yes		10/3/2012

McNiel	Mike	Bechtel Corp	10/3/2011	Yes		10/3/2012
Wright	Mike	Bechtel Corp	10/3/2011	Yes		10/3/2012
Mandavia	Mukesh	BSCM	10/3/2011	Yes		10/3/2012
Brown III	Nathan	Bechtel Corp	10/3/2011	Yes		10/3/2012
Morales	Nelson	Rigging Int	10/3/2011	Yes		10/3/2012
Chaleunrath	Peter	Bechtel Corp	10/3/2011	Yes		10/3/2012
Bleck	Robert	Dielco Crane	10/3/2011	Yes		10/3/2012
Dieleman	Robert	Bechtel Corp	10/3/2011	Yes		10/3/2012
Welch	Rodger	Bechtel Corp	10/3/2011	Yes		10/3/2012
Lopez	Santos	Bechtel Corp	10/3/2011	Yes		10/3/2012
Criddle	Scott	Dielco Crane	10/3/2011	Yes		10/3/2012
Miller	Scott	Bechtel Corp	10/3/2011	Yes		10/3/2012
Wiener	Tammy	Bechtel Corp	10/3/2011	Yes		10/3/2012
Douglas	Tim	CTS/Mistras	10/3/2011	Yes		10/3/2012
Hastie	Aaron	Bechtel Corp	10/10/2011	Yes		10/10/2012
Ramirez	Abraham	Bechtel Corp	10/10/2011	Yes		10/10/2012
Lizares	Ben	Bechtel Corp	10/10/2011	Yes		10/10/2012
Villarreal	Cesar	Bechtel Corp	10/10/2011	Yes		10/10/2012
Kurt	Crowly	Bechtel Corp	10/10/2011	Yes		10/10/2012
Barfield	Dan	Bechtel Corp	10/10/2011	Yes		10/10/2012
Tharp	Dan	Pre-fab Builders	10/10/2011	Yes		10/10/2012
Moon	David	Bechtel Corp	10/10/2011	Yes		10/10/2012
Burnaman	Dennis	Bechtel Corp	10/10/2011	Yes		10/10/2012
Leight	Donna	Bechtel Corp	10/10/2011	Yes		10/10/2012
Jenkins	Dwight	Bechtel Corp	10/10/2011	Yes		10/10/2012
Mejia	Enrique	Bechtel Corp	10/10/2011	Yes		10/10/2012
Reyes	Enrique	Bechtel Corp	10/10/2011	Yes		10/10/2012
Blen	Gary	Bechtel Corp	10/10/2011	Yes	9/13/2012	9/13/2013
Villarreal	Heindall	Bechtel Corp	10/10/2011	Yes		10/10/2012
Jamieson	Iain	Bechtel Corp	10/10/2011	Yes		10/10/2012
Gill	Jack	Pre-fab Builders	10/10/2011	Yes		10/10/2012
Holland	James	Bechtel Corp	10/10/2011	Yes		10/10/2012
Shefts	Jason	Bechtel Corp	10/10/2011	Yes	11/29/2012	11/29/2013
Blanco	Jesus	Bechtel Corp	10/10/2011	Yes		10/10/2012
Conley	Jimmy	Las Vegas Paving	10/10/2011	Yes		10/10/2012
Rock	Jody	Bechtel Corp	10/10/2011	Yes		10/10/2012
Gonzalez	Jovanni	Bechtel Corp	10/10/2011	Yes		10/10/2012
Carrion	Ken	Rigging Int	10/10/2011	Yes		10/10/2012
Godwin II	Lucky	Bechtel Corp	10/10/2011	Yes		10/10/2012
Fahim	Mike	Bechtel Corp	10/10/2011	Yes		10/10/2012
Klugman	Nathan	BSII	10/10/2011	Yes		10/10/2012
May	Nino	Bechtel Corp	10/10/2011	Yes		10/10/2012
Perez	Noe	Bechtel Corp	10/10/2011	Yes		10/10/2012
Fitz	Robert	Bechtel Corp	10/10/2011	Yes		10/10/2012
Tschudy	Robert	Bechtel Corp	10/10/2011	Yes		10/10/2012
Scott	Ron	Bechtel Corp	10/10/2011	Yes		10/10/2012
Alvarado	Rudy	Bechtel Corp	10/10/2011	Yes		10/10/2012
Cristian	Stancin	BrightSource Energy	10/10/2011	Yes		10/10/2012
Fidrick	Steve	Bechtel Corp	10/10/2011	Yes		10/10/2012
Palumbo	Tony	Bechtel Corp	10/10/2011	Yes		10/10/2012
McCard	Victor	Bechtel Corp	10/10/2011	Yes		10/10/2012
Rodriguez	Vidal	Bechtel Corp	10/10/2011	Yes		10/10/2012
Cain	Allen	Panelized Structures	10/17/2011	Yes		10/17/2012

Vargas	Amauri	Fullmer	10/17/2011	Yes		10/17/2012
Leoni	Antonio	Bechtel Corp	10/17/2011	Yes		10/17/2012
Loera	Arnulfo	Bechtel Corp	10/17/2011	Yes		10/17/2012
Yaacoboff	Avishai	BrightSource Energy	10/17/2011	Yes		10/17/2012
Perras	Brett	Bechtel Corp	10/17/2011	Yes		10/17/2012
Groulos	Christopher	SELF-EMPLOYED	10/17/2011	Yes	9/21/2013	9/21/2014
Whitworth	Dennis	Panelized Structures	10/17/2011	Yes		10/17/2012
Bass	Doug	Bechtel Corp	10/17/2011	Yes		10/17/2012
Oropeza	Eliseo	Bechtel Corp	10/17/2011	Yes		10/17/2012
Juarez	Ernesto	Fanco	10/17/2011	Yes		10/17/2012
Newton	Fred	Innovanet	10/17/2011	Yes		10/17/2012
Smith	Gavin	Bechtel Corp	10/17/2011	Yes		10/17/2012
Richards	George	Bechtel Corp	10/17/2011	Yes		10/17/2012
Herrera	Gustavo	Bechtel Corp	10/17/2011	Yes		10/17/2012
Neill	Jack	SCE	10/17/2011	Yes		10/17/2012
Pratt	James	Power Engineers	10/17/2011	Yes		10/17/2012
Tucari	Jesus	Panelized Structures	10/17/2011	Yes		10/17/2012
Paul	Joe	Bechtel Corp	10/17/2011	Yes		10/17/2012
Gallo	Jose	Bechtel Corp	10/17/2011	Yes	10/9/2013	10/9/2014
Parker	Keith	Bechtel Corp	10/17/2011	Yes		10/17/2012
Wright	Kevin	Bechtel Corp	10/17/2011	Yes		10/17/2012
Greenwood	Kidogo	Bechtel Corp	10/17/2011	Yes		10/17/2012
Torgrimson	Liz	Power Constructors	10/17/2011	Yes		10/17/2012
Venezuela	Lorenzo	Bechtel Corp	10/17/2011	Yes		10/17/2012
Jiminez	Luis	Bechtel Corp	10/17/2011	Yes		10/17/2012
Contreras	Marco	Bechtel Corp	10/17/2011	Yes		10/17/2012
Landin	Norberto	Panelized Structures	10/17/2011	Yes		10/17/2012
Sadowsky	Ofri	BrightSource Energy	10/17/2011	Yes		10/17/2012
Gomez	Ramon	Bechtel Corp	10/17/2011	Yes		10/17/2012
Oropeza	Rene	Bechtel Corp	10/17/2011	Yes		10/17/2012
Castro	Richard	Bechtel Corp	10/17/2011	Yes		10/17/2012
Cordova	Richard	Bechtel Corp	10/17/2011	Yes		10/17/2012
Robledo	Richard	Bechtel Corp	10/17/2011	Yes		10/17/2012
Rivas	Robert	Bechtel Corp	10/17/2011	Yes		10/17/2012
Flores	Roy	Bechtel Corp	10/17/2011	Yes		10/17/2012
Galvan	Tony	Panelized Structures	10/17/2011	Yes		10/17/2012
Baca	Daniel	Dielco Crane	10/19/2011	Yes		10/19/2012
Bello	Louie	R I	10/19/2011	Yes		10/19/2012
Benefiel	Mike	Dielco Crane	10/19/2011	Yes		10/19/2012
Trodahl	Scott	Dielco Crane	10/19/2011	Yes		10/19/2012
Houston	Arlester	Bechtel Corp	10/24/2011	Yes		10/24/2012
Chamawi	Avi	BSII	10/24/2011	Yes		10/24/2012
Gocken	Bradley	Bechtel Corp	10/24/2011	Yes		10/24/2012
Mowdy	Cody	Bechtel Corp	10/24/2011	Yes	9/27/2012	9/27/2013
Holbrook	Dan	Bechtel Corp	10/24/2011	Yes		10/24/2012
McKennan	Dean	Bechtel Corp	10/24/2011	Yes		10/24/2012
Boefjer	Dustin	Bechtel Corp	10/24/2011	Yes		10/24/2012
Mendenhall	Greg	Fullmer	10/24/2011	Yes		10/24/2012
Sharyer	Greg	Fullmer	10/24/2011	Yes		10/24/2012
Corona	Guillermo	Bechtel Corp	10/24/2011	Yes		10/24/2012
Brieva	Isabel	Bechtel Corp	10/24/2011	Yes	8/1/2013	8/1/2014
Sieverding	Jason	Bechtel Corp	10/24/2011	Yes		10/24/2012
Hynes	Jim	Bechtel Corp	10/24/2011	Yes		10/24/2012

Simpson	Jim	Bechtel Corp	10/24/2011	Yes		10/24/2012
Donnell	John	Riley Power	10/24/2011	Yes		10/24/2012
Flaherty	John	Bechtel Corp	10/24/2011	Yes		10/24/2012
Watson	John	Bechtel Corp	10/24/2011	Yes		10/24/2012
Lopez	Joshua	Bechtel Corp	10/24/2011	Yes		10/24/2012
Hollenbeck	Justin	Bechtel Corp	10/24/2011	Yes		10/24/2012
Kinnard Sr.	Justin	Bechtel Corp	10/24/2011	Yes		10/24/2012
Shea	Ken	Bechtel Corp	10/24/2011	Yes		10/24/2012
Lopez	Manuel	Bechtel Corp	10/24/2011	Yes		10/24/2012
Hansen	Mark	Bechtel Corp	10/24/2011	Yes		10/24/2012
Kusks	Mark	Bechtel Corp	10/24/2011	Yes		10/24/2012
Rodosh	Michael	Las Vegas Paving	10/24/2011	Yes		10/24/2012
Reno	Norman	Bechtel Corp	10/24/2011	Yes		10/24/2012
Duffy	Raymond	Bechtel Corp	10/24/2011	Yes		10/24/2012
Allen	Rett	Bechtel Corp	10/24/2011	Yes		10/24/2012
Campbell	Robert	Bechtel Corp	10/24/2011	Yes		10/24/2012
Paul	Robert	Bechtel Corp	10/24/2011	Yes		10/24/2012
Varney	Robert	Fullmer	10/24/2011	Yes		10/24/2012
Wright	Ronald	Bechtel Corp	10/24/2011	Yes		10/24/2012
LeBarron	Russel	Bechtel Corp	10/24/2011	Yes		10/24/2012
Livingston	Ryan	Bechtel Corp	10/24/2011	Yes		10/24/2012
Rivas Jr.	Sergio	Bechtel Corp	10/24/2011	Yes		10/24/2012
Pype	Thomas	Bechtel Corp	10/24/2011	Yes		10/24/2012
Tharp	Todd	Fullmer	10/24/2011	Yes		10/24/2012
Gulmatico	Ulysses	Bechtel Corp	10/24/2011	Yes		10/24/2012
Ceballos	Walter	Hampton Tedder	10/24/2011	Yes		10/24/2012
Gonzalez	Augustine	Bechtel Corp	10/31/2011	Yes		10/31/2012
Ilia	Barahouski	BSII	10/31/2011	Yes		10/31/2012
Buffington	Blaine	Bechtel Corp	10/31/2011	Yes		10/31/2012
De Paz	Carlos	Bechtel Corp	10/31/2011	Yes		10/31/2012
Dodd	Danny	Bechtel Corp	10/31/2011	Yes		10/31/2012
Garcia	David	Bechtel Corp	10/31/2011	Yes		10/31/2012
Wehls	David	Bechtel Corp	10/31/2011	Yes		10/31/2012
Gonzalez	Elliott	Western Pacific	10/31/2011	Yes		10/31/2012
Alcantera	Enrique	Bechtel Corp	10/31/2011	Yes		10/31/2012
Lozada	Enrique	SCI	10/31/2011	Yes		10/31/2012
Moore	Fred	Bechtel Corp	10/31/2011	Yes		10/31/2012
Tynee	Jerome	Bechtel Corp	10/31/2011	Yes		10/31/2012
Moreno	Jesus	Bechtel Corp	10/31/2011	Yes		10/31/2012
Saksa	Joseph	Bechtel Corp	10/31/2011	Yes		10/31/2012
Lammars	Kenneth	Bechtel Corp	10/31/2011	Yes		10/31/2012
Steele	Marcus	Bechtel Corp	10/31/2011	Yes		10/31/2012
Collazo	Mario	SCI	10/31/2011	Yes		10/31/2012
Berry	Michael	Bechtel Corp	10/31/2011	Yes		10/31/2012
Espinosa	Miguel	Bechtel Corp	10/31/2011	Yes		10/31/2012
Ruesch	Mike	Bechtel Corp	10/31/2011	Yes		10/31/2012
?	Mitchell	Bechtel Corp	10/31/2011	Yes		10/31/2012
Castillo	Ofilio	Bechtel Corp	10/31/2011	Yes		10/31/2012
Koteras	Richard	Bechtel Corp	10/31/2011	Yes		10/31/2012
Daniels	Robert	Babcock Power	10/31/2011	Yes		10/31/2012
Rodriguez	Rudy	Fullmer	10/31/2011	Yes		10/31/2012
Halas	Sean	Bechtel Corp	10/31/2011	Yes		10/31/2012
McManus	Steve	Bechtel Corp	10/31/2011	Yes		10/31/2012

Moore	Terry	Bechtel Corp	10/31/2011	Yes		10/31/2012
West	Tim	Bechtel Corp	10/31/2011	Yes		10/31/2012
Benge	Tony	Bechtel Corp	10/31/2011	Yes		10/31/2012
Bacon	Tyler	Allstate Tank	10/31/2011	Yes		10/31/2012
Howard	William	Bechtel Corp	10/31/2011	Yes		10/31/2012
Summers	Zebalin	Bechtel Corp	10/31/2011	Yes	7/25/2013	7/25/2014
Monks	Gerald	Sundance Biology	11/3/2011	Yes		11/3/2012
Vosler	Aaron	Securitas	11/7/2011	Yes		11/7/2012
Leavitt	Bill	A&D/DALS/AAA Fire	11/7/2011	Yes		11/7/2012
Warren	Bud	Bechtel Corp	11/7/2011	Yes		11/7/2012
Kirkonnell	Daniel	Bechtel Corp	11/7/2011	Yes		11/7/2012
Shields	David	Bechtel Corp	11/7/2011	Yes		11/7/2012
Reed	David D.	Bechtel Corp	11/7/2011	Yes		11/7/2012
Aguilar	Eleazar	Bechtel Corp	11/7/2011	Yes		11/7/2012
Nyie	Eric	Bechtel Corp	11/7/2011	Yes		11/7/2012
Cannon	Fred	Bechtel Corp	11/7/2011	Yes		11/7/2012
Elliott	Fred	Bechtel Corp	11/7/2011	Yes		11/7/2012
Fitzpatrick	Gordon	Bechtel Corp	11/7/2011	Yes		11/7/2012
Baca	James	Bechtel Corp	11/7/2011	Yes		11/7/2012
Jackson	James D.	Bechtel Corp	11/7/2011	Yes		11/7/2012
ST. JOHN	JASON	BrightSource Energy	11/7/2011	Yes	11/29/2012	11/29/2013
Begah	Jefferson	Custom Arc	11/7/2011	Yes		11/7/2012
Scott	Jeffrey	Bechtel Corp	11/7/2011	Yes	11/29/2012	11/29/2013
Gandara	Jerry	Bechtel Corp	11/7/2011	Yes		11/7/2012
Crosek	Jim	A&D/DALS/AAA Fire	11/7/2011	Yes		11/7/2012
Landis	Joseph	Bechtel Corp	11/7/2011	Yes		11/7/2012
Pochop	Joseph	Bechtel Corp	11/7/2011	Yes		11/7/2012
Robarge	Joseph A.	Bechtel Corp	11/7/2011	Yes		11/7/2012
Brisky	Katherine	Burns & McDonnell	11/7/2011	Yes		11/7/2012
Faulhaber	Ken	Bechtel Corp	11/7/2011	Yes		11/7/2012
Quinn	Kevin	Bechtel Corp	11/7/2011	Yes		11/7/2012
Russell	Lee	Bechtel Corp	11/7/2011	Yes		11/7/2012
Nichols	Lynnette M.	Superior Wall Systems	11/7/2011	Yes		11/7/2012
Maisel	Marc	Bechtel Corp	11/7/2011	Yes		11/7/2012
Johnson	Mark	Bechtel Corp	11/7/2011	Yes		11/7/2012
Olivas	Michael	Bechtel Corp	11/7/2011	Yes		11/7/2012
Maher	Michael L.	Bechtel Corp	11/7/2011	Yes		11/7/2012
Duran	O. Vince	Starlite Reclam.	11/7/2011	Yes		11/7/2012
Mendoza	Paul B.	Bechtel Corp	11/7/2011	Yes		11/7/2012
Peters	Ray	Bechtel Corp	11/7/2011	Yes		11/7/2012
Crook	Richard	Bechtel Corp	11/7/2011	Yes		11/7/2012
Flores	Richard	Bechtel Corp	11/7/2011	Yes		11/7/2012
Reese	Richard C.	Bechtel Corp	11/7/2011	Yes		11/7/2012
Svrcek	Stephanie	Bechtel Corp	11/7/2011	Yes	11/29/2012	11/29/2013
Wald	Stephanie	BrightSource Energy	11/7/2011	Yes	6/13/2013	6/13/2014
Morrill	Steven	Bechtel Corp	11/7/2011	Yes		11/7/2012
McCormick	Terry D.	Bechtel Corp	11/7/2011	Yes		11/7/2012
Strand	Thomas	Finnco	11/7/2011	Yes		11/7/2012
Pophan	Tim	Bechtel Corp	11/7/2011	Yes		11/7/2012
Sho	Tivi	Bechtel Corp	11/7/2011	Yes		11/7/2012
Pozos	Tomas	Starlite	11/7/2011	Yes		11/7/2012
Weston	Vaughan	Bechtel Corp	11/7/2011	Yes		11/7/2012
Zamera	Zenen	Bechtel Corp	11/7/2011	Yes		11/7/2012

Jacobson	Brian	Dependable Septic	11/14/2011	Yes		11/14/2012
Armdt	Chris	J.M. Carden	11/14/2011	Yes		11/14/2012
Schaffer	Daniel	Bechtel Corp	11/14/2011	Yes	8/8/2013	8/8/2014
Piersall	Darrell	Bechtel Corp	11/14/2011	Yes		11/14/2012
Elliott	David	Western Pacific Crane	11/14/2011	Yes		11/14/2012
Nunez	David	J.M. Carden	11/14/2011	Yes		11/14/2012
Sharifan	Dawn	BrightSource Energy	11/14/2011	Yes		11/14/2012
Hughes	Gary	Bechtel Corp	11/14/2011	Yes	1/8/2013	1/8/2014
Shannazarian	Haig G.	Bechtel Corp	11/14/2011	Yes		11/14/2012
Dool	Jacki	Power Constructors	11/14/2011	Yes		11/14/2012
Ibarra	Jaime D.	Bechtel Corp	11/14/2011	Yes		11/14/2012
Brown	James B.	BrightSource Energy	11/14/2011	Yes		11/14/2012
Marcuse	Jana L.	Bechtel Corp	11/14/2011	Yes		11/14/2012
Greer	Jeffrey	Bechtel Corp	11/14/2011	Yes		11/14/2012
Rogers	Jerry A.	Bechtel Corp	11/14/2011	Yes		11/14/2012
Rorabacher	John	Power Constructors	11/14/2011	Yes		11/14/2012
Delgado	Jose L.	Bechtel Corp	11/14/2011	Yes		11/14/2012
Esquivel	Juan C.	Bechtel Corp	11/14/2011	Yes		11/14/2012
Beatty	Justin	Bechtel Corp	11/14/2011	Yes		11/14/2012
Perkins	Lucas	Peerless Pump	11/14/2011	Yes		11/14/2012
Cole	Lynn	BrightSource Energy	11/14/2011	Yes	11/29/2012	11/29/2013
Shafer	Lynne	Bechtel Corp	11/14/2011	Yes		11/14/2012
Diaz	Michael	Securitas	11/14/2011	Yes		11/14/2012
Juarez	Regina R.	Bechtel Corp	11/14/2011	Yes	10/7/2013	10/7/2014
Wolf	Roger A.	Bechtel Corp	11/14/2011	Yes		11/14/2012
Bunch	Ross T.	Bechtel Corp	11/14/2011	Yes		11/14/2012
Hernandez	Ruben	Bechtel Corp	11/14/2011	Yes		11/14/2012
Hermsmeyer	Steve	Bureau Veritas	11/14/2011	Yes	2/21/2013	2/21/2014
Ooneal	Tim	Bechtel Corp	11/14/2011	Yes		11/14/2012
Curry	Tyson	Bechtel Corp	11/14/2011	Yes		11/14/2012
Caballero	Adrian	Conco	11/21/2011	Yes		11/21/2012
Frumento	Chris	Bechtel Corp	11/21/2011	Yes		11/21/2012
Perez	Cris	Mistras Group	11/21/2011	Yes		11/21/2012
Petty Jr.	Dale	Mistras Group	11/21/2011	Yes		11/21/2012
Shragg	David	Bechtel Corp	11/21/2011	Yes		11/21/2012
Marseen	Elias	Conco	11/21/2011	Yes		11/21/2012
Pilkington	Elton	Bechtel Corp	11/21/2011	Yes		11/21/2012
Barrientos	Fred	Bechtel Corp	11/21/2011	Yes		11/21/2012
Hunt	Gary	BSCM	11/21/2011	Yes		11/21/2012
Rika	Graham	Bechtel Corp	11/21/2011	Yes		11/21/2012
Sullwold	Kerry	A-1 Concrete Cutting	11/21/2011	Yes		11/21/2012
Castellon	Miguel	Bechtel Corp	11/21/2011	Yes		11/21/2012
West	Rex	Bechtel Corp	11/21/2011	Yes		11/21/2012
Caballero	Richard	Conco	11/21/2011	Yes		11/21/2012
Barker	Timothy	Bechtel Corp	11/21/2011	Yes		11/21/2012
Bosie	Verle	Bechtel Corp	11/21/2011	Yes	10/30/2013	10/30/2014
Bradley	Charles	Bechtel Corp	11/28/2011	Yes		11/28/2012
Carlson	Dale	Bechtel Corp	11/28/2011	Yes		11/28/2012
Lamb	Don	Bechtel Corp	11/28/2011	Yes		11/28/2012
Urrutia Jr.	Elevterio	Bechtel Corp	11/28/2011	Yes		11/28/2012
Trujillo	Frank	Bechtel Corp	11/28/2011	Yes		11/28/2012
Willis	Gary	Bechtel Corp	11/28/2011	Yes		11/28/2012
Lopez	Patrick	Bechtel Corp	11/28/2011	Yes		11/28/2012

Christopherson	Rick	Bechtel Corp	11/28/2011	Yes		11/28/2012
Anguiano	Sergio	Bechtel Corp	11/28/2011	Yes		11/28/2012
Espinoza	Victor	Bechtel Corp	11/28/2011	Yes		11/28/2012
Birthisel	William	Bechtel Corp	11/28/2011	Yes		11/28/2012
Reynose	Isaac	Conco	11/30/2011	Yes		11/30/2012
Raya	Jose	Conco	11/30/2011	Yes		11/30/2012
Reynoso	Jose	Conco	11/30/2011	Yes		11/30/2012
Ponce	William	Conco	11/30/2011	Yes		11/30/2012
Foster	John	Millwrights 1607	12/1/2011	Yes		12/1/2012
Collins	Ryan	Sheet Metal	12/1/2011	Yes		12/1/2012
Adeva	Abelardo (Larry)	Bechtel Corp	12/5/2011	Yes		12/5/2012
Hernandez	Ambrosto	Bechtel Corp	12/5/2011	Yes		12/5/2012
Rao	Cherukuri	Bechtel Corp	12/5/2011	Yes		12/5/2012
Edwards	Chris	Bechtel Corp	12/5/2011	Yes		12/5/2012
Franke	Danny	BrightSource Energy	12/5/2011	Yes		12/5/2012
Hollingworth	Dave	Bechtel Corp	12/5/2011	Yes		12/5/2012
Sullivan	Derrick	Allstate Tank	12/5/2011	Yes		12/5/2012
Allen	Don	Bechtel Corp	12/5/2011	Yes		12/5/2012
VanGelden	Donald	Bechtel Corp	12/5/2011	Yes		12/5/2012
Hana	Douglas	Bechtel Corp	12/5/2011	Yes		12/5/2012
Roney	Dylan	Bechtel Corp	12/5/2011	Yes		12/5/2012
Mastrangelo	Frank	Bechtel Corp	12/5/2011	Yes		12/5/2012
Giaimo	Giancarlo	Bechtel Corp	12/5/2011	Yes		12/5/2012
Dykstra	Harold	Bechtel Corp	12/5/2011	Yes		12/5/2012
Grey	Imitdor	Bechtel Corp	12/5/2011	Yes		12/5/2012
Romero	Jesse	Bechtel Corp	12/5/2011	Yes		12/5/2012
Mayes	Johnny	Allstate Tank	12/5/2011	Yes		12/5/2012
Anderson	Josh	Bechtel Corp	12/5/2011	Yes		12/5/2012
Byrd	Josh	Allstate Tank	12/5/2011	Yes		12/5/2012
Torres	Juan	Bechtel Corp	12/5/2011	Yes		12/5/2012
Williams	Kayla	Bechtel Corp	12/5/2011	Yes		12/5/2012
Robinson	Kevin	Bechtel Corp	12/5/2011	Yes		12/5/2012
Edwards	Mark	Bechtel Corp	12/5/2011	Yes		12/5/2012
Mueller	Mark	Bechtel Corp	12/5/2011	Yes		12/5/2012
Franklin	Mastrangelo	Bechtel Corp	12/5/2011	Yes		12/5/2012
Binkley	Matthew	Bechtel Corp	12/5/2011	Yes		12/5/2012
Aebesche	Michael	Bechtel Corp	12/5/2011	Yes		12/5/2012
Hinzer	Michael	Bechtel Corp	12/5/2011	Yes		12/5/2012
Terry	Randy	Allstate Tank	12/5/2011	Yes		12/5/2012
Craft	Roy	NRG	12/5/2011	Yes	7/11/2013	7/11/2014
Smith	Shayne	Bechtel Corp	12/5/2011	Yes		12/5/2012
Schweei	Steve	Bechtel Corp	12/5/2011	Yes		12/5/2012
Kilburn	Thomas	NRG	12/5/2011	Yes		12/5/2012
Porter	Wally	Bechtel Corp	12/5/2011	Yes		12/5/2012
Gunnarsson	X-G	Siemens	12/5/2011	Yes		12/5/2012
Lopez	Alex	Mistras Group	12/12/2011	Yes		12/12/2012
Gomez	Alfonso	Bechtel Corp	12/12/2011	Yes		12/12/2012
James	Alfred	Bechtel	12/12/2011	Yes	4/4/2013	4/4/2014
Barnes	Anthony	Bechtel Corp	12/12/2011	Yes		12/12/2012
Johnsrad	Arthur	Bechtel Corp	12/12/2011	Yes		12/12/2012
Davidhizar	Brian	Bechtel Corp	12/12/2011	Yes		12/12/2012
Finn	BRian	Bechtel Corp	12/12/2011	Yes		12/12/2012
Tilghman	Carl	Bechtel Corp	12/12/2011	Yes		12/12/2012

Begay	Che	Bechtel Corp	12/12/2011	Yes	12/22/2011	12/22/2012
Hamilton	Chris	Las Vegas Paving	12/12/2011	Yes		12/12/2012
Hernandez	Crescencio	Bechtel Corp	12/12/2011	Yes		12/12/2012
Payne	Dale	Bechtel Corp	12/12/2011	Yes		12/12/2012
Shafer	Damian	Mistras Group	12/12/2011	Yes		12/12/2012
Scarsdale	Dan	Bechtel Corp	12/12/2011	Yes		12/12/2012
Lutz	Derrick	Bechtel Corp	12/12/2011	Yes		12/12/2012
Valles	Eddie	Bechtel Corp	12/12/2011	Yes		12/12/2012
Sanchez	Emilio	Bechtel Corp	12/12/2011	Yes		12/12/2012
Pearce	Eric	Bechtel Corp	12/12/2011	Yes		12/12/2012
Stearns	Eric	Bechtel Corp	12/12/2011	Yes		12/12/2012
Pereida	Francisco	Bechtel Corp	12/12/2011	Yes		12/12/2012
Rodriguez	George	Bechtel Corp	12/12/2011	Yes	8/1/2013	8/1/2014
Jones	James	Bechtel Corp	12/12/2011	Yes		12/12/2012
Sauer	James	Bechtel Corp	12/12/2011	Yes		12/12/2012
Ruvalkaba	John	Bechtel Corp	12/12/2011	Yes		12/12/2012
Comeaux	Joseph	Bechtel Corp	12/12/2011	Yes		12/12/2012
Hathaway	Joshua	Bechtel Corp	12/12/2011	Yes		12/12/2012
Frank	Lanali	Bechtel Corp	12/12/2011	Yes		12/12/2012
Puckett	Larry	Bechtel Corp	12/12/2011	Yes		12/12/2012
Uy	Lorenzo	Bechtel Corp	12/12/2011	Yes		12/12/2012
Packlas	Manuel	Bechtel Corp	12/12/2011	Yes		12/12/2012
Cline	Mark	Bechtel Corp	12/12/2011	Yes	10/9/2013	10/9/2014
Thomas	Marlon	Bechtel Corp	12/12/2011	Yes		12/12/2012
Luna	Martin	Bechtel Corp	12/12/2011	Yes	10/7/2013	10/7/2014
Bylund	Michael	Bechtel Corp	12/12/2011	Yes		12/12/2012
Maginity	Michael	Prefab	12/12/2011	Yes		12/12/2012
Coronado	Nathan	Bechtel Corp	12/12/2011	Yes		12/12/2012
Lewis	Ralph	Bechtel Corp	12/12/2011	Yes		12/12/2012
Esqueda	Ray	Bechtel Corp	12/12/2011	Yes		12/12/2012
Baines	Robert	Bechtel Corp	12/12/2011	Yes		12/12/2012
Estavillo	Robert	Bechtel Corp	12/12/2011	Yes		12/12/2012
Rio	Robert	Bechtel Corp	12/12/2011	Yes		12/12/2012
Sykorski	Ronald	Bechtel Corp	12/12/2011	Yes		12/12/2012
Montejano	Ruben	Bechtel Corp	12/12/2011	Yes		12/12/2012
Kozey	Ryan	Bechtel Corp	12/12/2011	Yes		12/12/2012
MacDonald	Scott	Bechtel Corp	12/12/2011	Yes		12/12/2012
Galloway	Solomon	Bechtel Corp	12/12/2011	Yes		12/12/2012
Stanley	Terry	Bechtel Corp	12/12/2011	Yes		12/12/2012
Cartwright	Thomas	Bechtel Corp	12/12/2011	Yes		12/12/2012
Huual	Timothy	Bechtel Corp	12/12/2011	Yes		12/12/2012
Green	Todd	Las Vegas Paving	12/12/2011	Yes	11/29/2012	11/29/2013
Champman	William	Bechtel Corp	12/12/2011	Yes		12/12/2012
Evans	Albert	Bechtel Corp	12/13/2011	Yes		12/13/2012
Schafer	Andrew	Bechtel Corp	12/13/2011	Yes		12/13/2012
Mercer	Artis	Bechtel Corp	12/13/2011	Yes		12/13/2012
Leach	Craig	Bechtel Corp	12/13/2011	Yes		12/13/2012
Prag	Daniel	BSII	12/13/2011	Yes		12/13/2012
Langer	Derrill	NRG	12/13/2011	Yes		12/13/2012
Meyering	Donald	Bechtel Corp	12/13/2011	Yes		12/13/2012
Scott	Dwayne	NRG	12/13/2011	Yes		12/13/2012
Dominguez	Elias	Bechtel Corp	12/13/2011	Yes		12/13/2012
Ramirez	Enrique	Bechtel Corp	12/13/2011	Yes		12/13/2012

Williams	Erik	Bechtel Corp	12/13/2011	Yes		12/13/2012
Garcia	Frank	Bechtel Corp	12/13/2011	Yes		12/13/2012
Fitzgerald	Greg	Bechtel Corp	12/13/2011	Yes		12/13/2012
Scheele	Jacob	Bechtel Corp	12/13/2011	Yes		12/13/2012
Bautista	Jaime	Bechtel Corp	12/13/2011	Yes		12/13/2012
Follansbee	Jeff	Bechtel Corp	12/13/2011	Yes		12/13/2012
Phillips	Jonathan	Bechtel Corp	12/13/2011	Yes		12/13/2012
Sigalatarango	Jorge	Bechtel Corp	12/13/2011	Yes		12/13/2012
Cisneros	Jose	Bechtel Corp	12/13/2011	Yes		12/13/2012
Tom	Keith	Bechtel Corp	12/13/2011	Yes		12/13/2012
Rowe	Ken	Bechtel Corp	12/13/2011	Yes		12/13/2012
Jetton	Kirk	Bentech of Nevada	12/13/2011	Yes		12/13/2012
Hebel	Kurtis	Bechtel Corp	12/13/2011	Yes		12/13/2012
Oken	Kuto	Bechtel Corp	12/13/2011	Yes		12/13/2012
Turner	Larry	Bechtel Corp	12/13/2011	Yes		12/13/2012
Garcia	Mario	Bechtel Corp	12/13/2011	Yes		12/13/2012
Vasquez	Martinez	Bechtel Corp	12/13/2011	Yes		12/13/2012
Harmon	Paul	Bechtel Corp	12/13/2011	Yes		12/13/2012
Hilgar	Paul	Bechtel Corp	12/13/2011	Yes	1/31/2013	1/31/2014
Bowman	Randy	Bechtel Corp	12/13/2011	Yes		12/13/2012
Villegas	Raul	Bechtel Corp	12/13/2011	Yes		12/13/2012
Axelrod	Robert	Bechtel Corp	12/13/2011	Yes		12/13/2012
Burger	Robert	Bechtel Corp	12/13/2011	Yes		12/13/2012
Ceja	Robert	Bechtel Corp	12/13/2011	Yes	1/8/2013	1/8/2014
Montoya	Robert	Bechtel Corp	12/13/2011	Yes		12/13/2012
Brennan	Shawn	Bechtel Corp	12/13/2011	Yes		12/13/2012
Prystro	Stephen	Bechtel Corp	12/13/2011	Yes		12/13/2012
Childress	Steven	Bechtel Corp	12/13/2011	Yes		12/13/2012
Butler	Vincent	Bechtel Corp	12/13/2011	Yes	1/8/2013	1/8/2014
Singh	Vivek	Bechtel Corp	12/13/2011	Yes		12/13/2012
Brandes	William	Bechtel Corp	12/13/2011	Yes		12/13/2012
Gonzalez	Anthony	Bechtel Corp	12/19/2011	Yes		12/19/2012
Dvir	Avi	BSII	12/19/2011	Yes		12/19/2012
Stewart	Brian	Bechtel Corp	12/19/2011	Yes		12/19/2012
Peterson	Dale	Bechtel Corp	12/19/2011	Yes		12/19/2012
King	Daniel	Bechtel Corp	12/19/2011	Yes		12/19/2012
Smith	Daniel	Big Top	12/19/2011	Yes		12/19/2012
Orozco	David	Bechtel Corp	12/19/2011	Yes		12/19/2012
Rodriguez	David	Fullmer	12/19/2011	Yes		12/19/2012
Young	David	Bechtel Corp	12/19/2011	Yes		12/19/2012
Preston	David	Mammoet	12/19/2011	Yes		12/19/2012
Gordon	Donald	Bechtel Corp	12/19/2011	Yes		12/19/2012
Torres	Fernando	Panelized Structures	12/19/2011	Yes		12/19/2012
Florence	Fred	Big Top	12/19/2011	Yes		12/19/2012
Heriot	Glenn	Bechtel Corp	12/19/2011	Yes		12/19/2012
Ravikovich	Gregory	BSII	12/19/2011	Yes		12/19/2012
Glasser	James	Bechtel Corp	12/19/2011	Yes		12/19/2012
Merrill	John	Bechtel Corp	12/19/2011	Yes		12/19/2012
Gulayev	Jonny	BSII	12/19/2011	Yes		12/19/2012
Beatty	Kurtis	Bechtel Corp	12/19/2011	Yes		12/19/2012
Lizares	Matsy	Bechtel Corp	12/19/2011	Yes		12/19/2012
Scales	Michael	Bechtel Corp	12/19/2011	Yes		12/19/2012
Bannan	Mike	Bechtel Corp	12/19/2011	Yes		12/19/2012

Fitzroy	Peter	Bechtel Corp	12/19/2011	Yes	8/1/2013	8/1/2014
Ware	Phillip	Bechtel Corp	12/19/2011	Yes		12/19/2012
Costellanez	Rafael	Panelized Structures	12/19/2011	Yes		12/19/2012
Riggle	Randy	Mammoet	12/19/2011	Yes		12/19/2012
Rothrock	Ray	Local 5	12/19/2011	Yes		12/19/2012
Delgado	Robert	Mammoet	12/19/2011	Yes		12/19/2012
Wons	Robert	GMF Fins	12/19/2011	Yes		12/19/2012
Munson	Ronald	Bechtel Corp	12/19/2011	Yes		12/19/2012
Voelker	Ryan	Fullmer	12/19/2011	Yes		12/19/2012
Ortiz	Scott	Bechtel Corp	12/19/2011	Yes		12/19/2012
Browne	Tal	Bechtel Corp	12/19/2011	Yes		12/19/2012
Valencia	Victor	Bechtel Corp	12/19/2011	Yes		12/19/2012
Jenkins	William	Bechtel Corp	12/19/2011	Yes		12/19/2012
Wind	William	Bechtel Corp	12/19/2011	Yes		12/19/2012
Johnson	Alvin	Bechtel Corp	12/20/2011	Yes		12/20/2012
Marquez	Carlos	Bechtel Corp	12/20/2011	Yes		12/20/2012
Sweat	David	Bechtel Corp	12/20/2011	Yes		12/20/2012
Bass	Doug	Bechtel Corp	12/20/2011	Yes		12/20/2012
Maldonado	Gabriel	Bechtel Corp	12/20/2011	Yes		12/20/2012
Zapata	Ganzalo	Bechtel Corp	12/20/2011	Yes		12/20/2012
Cook	Gavin	Bechtel Corp	12/20/2011	Yes		12/20/2012
Medrano	Guadalupe	Bechtel Corp	12/20/2011	Yes		12/20/2012
Waornos	Henry	Bechtel Corp	12/20/2011	Yes		12/20/2012
Castillo	Hermilo	Bechtel Corp	12/20/2011	Yes		12/20/2012
Valencia	Isac	Bechtel Corp	12/20/2011	Yes		12/20/2012
Powell	Jason	Bechtel Corp	12/20/2011	Yes		12/20/2012
Edwards	Jeff	Bechtel Corp	12/20/2011	Yes		12/20/2012
Crespo	Joel	Bechtel Corp	12/20/2011	Yes		12/20/2012
Stringham	Jordan	Bechtel Corp	12/20/2011	Yes		12/20/2012
Nunez	Jorge	Bechtel Corp	12/20/2011	Yes		12/20/2012
Chavarria	Joseph	Bechtel Corp	12/20/2011	Yes		12/20/2012
Maher	Joseph	Bechtel Corp	12/20/2011	Yes		12/20/2012
Herrera	Juventino	Bechtel Corp	12/20/2011	Yes		12/20/2012
Rockwell	Kelly	Bechtel Corp	12/20/2011	Yes		12/20/2012
Young	Kevin	Bechtel Corp	12/20/2011	Yes		12/20/2012
Villarreal	Luis	Bechtel Corp	12/20/2011	Yes		12/20/2012
Dieffenbacher	Mark	Bechtel Corp	12/20/2011	Yes		12/20/2012
Pardinek	Mary	Bechtel Corp	12/20/2011	Yes		12/20/2012
Talley Jr.	Michael	Bechtel Corp	12/20/2011	Yes	1/31/2013	1/31/2014
Murray	Nathaniel	Bechtel Corp	12/20/2011	Yes		12/20/2012
Viramontes	Patrick	Bechtel Corp	12/20/2011	Yes		12/20/2012
Camara	Raul	Bechtel Corp	12/20/2011	Yes		12/20/2012
Alesna	Robert	Bechtel Corp	12/20/2011	Yes		12/20/2012
Kulungian	Robert	Bechtel Corp	12/20/2011	Yes		12/20/2012
Sanchez	Robert	Bechtel Corp	12/20/2011	Yes		12/20/2012
Heckle	Stephen	Bechtel Corp	12/20/2011	Yes		12/20/2012
Baumann	Theodore	Bechtel Corp	12/20/2011	Yes		12/20/2012
Honeycutt	Thomas	Bechtel Corp	12/20/2011	Yes		12/20/2012
Bird	Thylor	Bechtel Corp	12/20/2011	Yes		12/20/2012
Smith	Tyler	Bechtel Corp	12/20/2011	Yes	8/8/2013	8/8/2014
Reese	Walter	Bechtel Corp	12/20/2011	Yes		12/20/2012
Burris	Xavier	Bechtel Corp	12/20/2011	Yes		12/20/2012
Hernandez	Crescencio	Bechtel Corp	12/27/2011	Yes		12/27/2012

Servera	David	Superior Wall Systems	12/27/2011	Yes		12/27/2012
Rodriguez	Frank	Panelized Structures	12/27/2011	Yes		12/27/2012
Tapia	Hector	Superior Wall Systems	12/27/2011	Yes		12/27/2012
Prince	James	CTS	12/27/2011	Yes		12/27/2012
Thompson	Jim	Bureau Veritas	12/27/2011	Yes	1/31/2013	1/31/2014
Rovalcaba	John	Bechtel Corp	12/27/2011	Yes	10/9/2013	10/9/2014
Vigil	Jose	Panelized Structures	12/27/2011	Yes		12/27/2012
Lung	Martin	Bechtel Corp	12/27/2011	Yes		12/27/2012
Oberlander	Michael	Superior Wall Systems	12/27/2011	Yes		12/27/2012
Florian	Orlando	Panelized Structures	12/27/2011	Yes		12/27/2012
Rosas	Victor	Panelized Structures	12/27/2011	Yes		12/27/2012
Charles	Vincent	Bechtel Corp	12/27/2011	Yes		12/27/2012
Nimmo	William	Bechtel Corp	12/27/2011	Yes		12/27/2012
Miller	Arlen	Bechtel Corp	1/3/2012	Yes		1/3/2013
Barrow	Chris	Bechtel Corp	1/3/2012	Yes		1/3/2013
Smith	Clay	Bechtel Corp	1/3/2012	Yes		1/3/2013
Little	Cory	Bechtel Corp	1/3/2012	Yes		1/3/2013
Dixon	Courtney	Bechtel Corp	1/3/2012	Yes		1/3/2013
Segura	Daniel	Jim Carden	1/3/2012	Yes		1/3/2013
Jorgensen	David	Bechtel Corp	1/3/2012	Yes		1/3/2013
Campbell	Edward	Bechtel Corp	1/3/2012	Yes		1/3/2013
Bell	Gary	Bech	1/3/2012	Yes		1/3/2013
Williams	Gary	Bechtel Corp	1/3/2012	Yes		1/3/2013
Molina Varelos	Gerardo	Fullmer	1/3/2012	Yes		1/3/2013
Camacho	Israel	Fullmer	1/3/2012	Yes		1/3/2013
Faulkner	James	Bechtel Corp	1/3/2012	Yes		1/3/2013
Paxton	James	Bechtel Corp	1/3/2012	Yes		1/3/2013
Rizo	Joel	Bechtel Corp	1/3/2012	Yes		1/3/2013
Sisiey	John	Bechtel Corp	1/3/2012	Yes		1/3/2013
DelaPaz Calvario	Jose	Fullmer	1/3/2012	Yes		1/3/2013
Lopez	Jose	Bechtel Corp	1/3/2012	Yes		1/3/2013
Rodriguez	Jose Miguel	A-1 Concrete Cutting	1/3/2012	Yes		1/3/2013
Meersman	Joseph	BrightSource Energy	1/3/2012	Yes		1/3/2013
Robledo Tapia	Juan	Fullmer	1/3/2012	Yes		1/3/2013
Spann	Keith	Bechtel Corp	1/3/2012	Yes		1/3/2013
Bolding	Kenneth	Allstate Tank	1/3/2012	Yes		1/3/2013
Lopez Abrego	Mario	Fullmer	1/3/2012	Yes		1/3/2013
Martin	Matthew	Bechtel Corp	1/3/2012	Yes		1/3/2013
LeBlanc	Mitchell	Bechtel Corp	1/3/2012	Yes	2/14/2013	2/14/2014
Donaldson	Molly	BrightSource Energy	1/3/2012	Yes	12/13/2012	12/13/2013
Karaica	Nick	Bechtel Corp	1/3/2012	Yes	1/24/2013	1/24/2014
Parker	Rich	Allstate Tank	1/3/2012	Yes		1/3/2013
Ramirez	Rodolfo	Bechtel Corp	1/3/2012	Yes	2/14/2013	2/14/2014
Lopez Abrego	Roselio	Fullmer	1/3/2012	Yes		1/3/2013
Hernandez	Salvador	Bechtel Corp	1/3/2012	Yes		1/3/2013
Velazquez	Saturnino	Bechtel Corp	1/3/2012	Yes		1/3/2013
Cavener	Sean	Bechtel Corp	1/3/2012	Yes		1/3/2013
Clark	Stanley	Bechtel Corp	1/3/2012	Yes		1/3/2013
Roy	Steve	BrightSource Energy	1/3/2012	Yes	1/17/2013	1/17/2014
Moon	Tony	Bechtel Corp	1/3/2012	Yes		1/3/2013
Smith	William	A-1 Concrete Cutting	1/3/2012	Yes		1/3/2013
Valles	Albert	Bechtel Corp	1/9/2012	Yes		1/9/2013
Schwab	anthony	Bechtel Corp	1/9/2012	Yes		1/9/2013

Montero	Antonio	Con Testing	1/9/2012	Yes		1/9/2013
Ryzewski	Barry	Bechtel Corp	1/9/2012	Yes		1/9/2013
Ivany	Brandon	Bechtel Corp	1/9/2012	Yes		1/9/2013
Lyman	Brent	Bechtel Corp	1/9/2012	Yes		1/9/2013
Huler	Bryce	Bechtel Corp	1/9/2012	Yes		1/9/2013
Brower	Calvin	Custom Arc	1/9/2012	Yes		1/9/2013
Soto	Carlos	Bechtel Corp	1/9/2012	Yes		1/9/2013
Borjas	Cesar	Bechtel Corp	1/9/2012	Yes		1/9/2013
Eniery	Charles	Bechtel Corp	1/9/2012	Yes		1/9/2013
Lenaman	Chris	Elemental Energy	1/9/2012	Yes		1/9/2013
Tucker	Clinton	Orange County Erecors	1/9/2012	Yes		1/9/2013
Torres	Cory	Orange County Erecors	1/9/2012	Yes		1/9/2013
Clark	Damian	Bechtel Corp	1/9/2012	Yes		1/9/2013
Rogers	Dave	Bechtel Corp	1/9/2012	Yes	1/24/2013	1/24/2014
Cooper	David	Bechtel Corp	1/9/2012	Yes		1/9/2013
Hawe	Eddie	Bechtel Corp	1/9/2012	Yes		1/9/2013
Thompkins	Eric	Bechtel Corp	1/9/2012	Yes		1/9/2013
Rico	Jose	Bechtel Corp	1/9/2012	Yes	4/11/2013	4/11/2014
Conoscente	Mark	Bechtel Corp	1/9/2012	Yes		1/9/2013
Devine	Patrick	Orange County Erecors	1/9/2012	Yes		1/9/2013
Anderson	Raymond	Bechtel Corp	1/9/2012	Yes		1/9/2013
Alghni	Rayyan	Bechtel Corp	1/9/2012	Yes		1/9/2013
Beyo	Richard	Bechtel Corp	1/9/2012	Yes		1/9/2013
Jones	Russ	BrightSource Energy	1/9/2012	Yes		1/9/2013
Stout	Steve	Bechtel Corp	1/9/2012	Yes		1/9/2013
ByJoe	Tom	Bechtel Corp	1/9/2012	Yes		1/9/2013
Flores	Abel	Bechtel Corp	1/17/2012	Yes		1/17/2013
Rife	Adam	Bechtel Corp	1/17/2012	Yes		1/17/2013
Jiminez	Alfonzo	Bechtel Corp	1/17/2012	Yes		1/17/2013
Hunter	Anthony	Bechtel Corp	1/17/2012	Yes		1/17/2013
Gonzalez	Arnoldo	Bechtel Corp	1/17/2012	Yes		1/17/2013
Sahu	Ashok	Bechtel Corp	1/17/2012	Yes	2/14/2013	2/14/2014
May	Bob	BPC	1/17/2012	Yes		1/17/2013
Stiffler	Carolee	Bechtel Corp	1/17/2012	Yes		1/17/2013
Hernandez	Cesar	Bechtel Corp	1/17/2012	Yes		1/17/2013
Florez	Chris	Bechtel Corp	1/17/2012	Yes		1/17/2013
Grant	Chris	Bechtel Corp	1/17/2012	Yes		1/17/2013
Oberlander	Daniel	Integrated Mechanical	1/17/2012	Yes		1/17/2013
Kacura	Dave	Bechtel Corp	1/17/2012	Yes		1/17/2013
Delgadillo	David	Ceiling Concepts	1/17/2012	Yes		1/17/2013
Duron	David	Bechtel Corp	1/17/2012	Yes		1/17/2013
Garnica	David	Bechtel Corp	1/17/2012	Yes		1/17/2013
Davis	Donald	Bechtel Corp	1/17/2012	Yes		1/17/2013
Trachta	Donald	Bechtel Corp	1/17/2012	Yes		1/17/2013
Rue	Dudley	Bechtel Corp	1/17/2012	Yes		1/17/2013
Rununez	Edward	Bechtel Corp	1/17/2012	Yes		1/17/2013
Coleman	Fred	Bechtel Corp	1/17/2012	Yes		1/17/2013
Mata	George	Bechtel Corp	1/17/2012	Yes		1/17/2013
Johnson	Gerry	Bechtel Corp	1/17/2012	Yes		1/17/2013
Glick	Jack	Bechtel Corp	1/17/2012	Yes	8/1/2013	8/1/2014
Ross	Jack	Bechtel Corp	1/17/2012	Yes		1/17/2013
Nerio	James	Bechtel Corp	1/17/2012	Yes		1/17/2013
Palmer	Jeffrey	Bechtel Corp	1/17/2012	Yes		1/17/2013

Garza	Jenovio	Bechtel Corp	1/17/2012	Yes		1/17/2013
Cruz	Jesse	Bechtel Corp	1/17/2012	Yes	1/24/2013	1/24/2014
Baxter	Jim	Bechtel Corp	1/17/2012	Yes		1/17/2013
Sinner	John	Bechtel Corp	1/17/2012	Yes		1/17/2013
Smith	John K.	Bechtel Corp	1/17/2012	Yes	2/14/2013	2/14/2014
Paine	Joseph	Ceiling Concepts	1/17/2012	Yes		1/17/2013
Raymond	Joseph	Bechtel Corp	1/17/2012	Yes		1/17/2013
Beierschmon	Joshua	Integrated Mechanical	1/17/2012	Yes		1/17/2013
Finley	Kelly	Bechtel Corp	1/17/2012	Yes		1/17/2013
Frericks	Kevin	Bechtel Corp	1/17/2012	Yes		1/17/2013
Omahoney	Kevin	Bechtel Corp	1/17/2012	Yes		1/17/2013
Zaragoza	Luis	Bechtel Corp	1/17/2012	Yes		1/17/2013
Hess	Matthew	Elemental Energy	1/17/2012	Yes		1/17/2013
Claborn	Michael	Bechtel Corp	1/17/2012	Yes		1/17/2013
Vian	Nicholas	Bechtel Corp	1/17/2012	Yes	9/20/2012	9/20/2013
Nix	Norman	Bechtel Corp	1/17/2012	Yes		1/17/2013
Espinoza	Orlando	Bechtel Corp	1/17/2012	Yes		1/17/2013
Villaneal	Oscar	Bechtel Corp	1/17/2012	Yes		1/17/2013
Williams	Pamela	Bechtel Corp	1/17/2012	Yes	1/24/2013	1/24/2014
Contreras	Pedro	Bechtel Corp	1/17/2012	Yes		1/17/2013
Bennetti	Robert	Bechtel 189182	1/17/2012	Yes	1/24/2013	1/24/2014
Kidwell	Steve	Bechtel Corp	1/17/2012	Yes		1/17/2013
Morton	Steven	Bechtel Corp	1/17/2012	Yes		1/17/2013
Allen	Terry	Bechtel Corp	1/17/2012	Yes	1/24/2013	1/24/2014
Adams II	Thomas	Bechtel Corp	1/17/2012	Yes		1/17/2013
James	Tim	Bechtel Corp	1/17/2012	Yes		1/17/2013
Andreason	Warren	Bechtel Corp	1/17/2012	Yes		1/17/2013
McElroy	William	Bechtel Corp	1/17/2012	Yes		1/17/2013
Stiffler	William	Bechtel Corp	1/17/2012	Yes		1/17/2013
Ramirez	Adrian	Bechtel Corp	1/23/2012	Yes		1/23/2013
Otto	Brian	Bechtel Corp	1/23/2012	Yes		1/23/2013
Gaona	Camilo	Bechtel Corp	1/23/2012	Yes		1/23/2013
Blount	Charles	Bechtel Corp	1/23/2012	Yes		1/23/2013
Braden	Charles	Bechtel Corp	1/23/2012	Yes	1/31/2013	1/31/2014
Richardson	Charles	Bechtel Corp	1/23/2012	Yes		1/23/2013
Lowder	Christopher	Fullmer	1/23/2012	Yes		1/23/2013
Pierri	Christopher	Fullmer	1/23/2012	Yes		1/23/2013
Placencia	Christopher	Bechtel Corp	1/23/2012	Yes		1/23/2013
Davis	Claudia	Bechtel Corp	1/23/2012	Yes		1/23/2013
Marroquin	Danny	Bechtel Corp	1/23/2012	Yes		1/23/2013
Witt	Darryl	Bechtel Corp	1/23/2012	Yes		1/23/2013
Rox	David	Bechtel Corp	1/23/2012	Yes		1/23/2013
Oppedal	Denise	Bechtel Corp	1/23/2012	Yes		1/23/2013
Hawkins	Dennis	St Louis Screw & Bolt	1/23/2012	Yes		1/23/2013
Hass	Ed	Fullmer	1/23/2012	Yes		1/23/2013
Gregory	Floyd	Bechtel Corp	1/23/2012	Yes		1/23/2013
Torres	Jaime	Bechtel Corp	1/23/2012	Yes		1/23/2013
Graham	James	Bakersfield Well & Pump	1/23/2012	Yes		1/23/2013
Murillo	James	Bakersfield Well & Pump	1/23/2012	Yes		1/23/2013
Audette	Jason	NRG	1/23/2012	Yes		1/23/2013
Edwards	Jerry	Bechtel Corp	1/23/2012	Yes		1/23/2013
Darila	Johnnie	Bechtel Corp	1/23/2012	Yes		1/23/2013
Ortiz	Jose	Bechtel Corp	1/23/2012	Yes		1/23/2013

Frontino	Joseph	Bechtel Corp	1/23/2012	Yes		1/23/2013
Howard	Joseph	St Louis Screw & Bolt	1/23/2012	Yes		1/23/2013
Harden	Leitha	Bechtel Corp	1/23/2012	Yes	1/31/2013	1/31/2014
Correra	Luis	Bechtel Corp	1/23/2012	Yes		1/23/2013
Dobbs	Mechelle	Bechtel Corp	1/23/2012	Yes		1/23/2013
McGraw	Mike	Bechtel Corp	1/23/2012	Yes		1/23/2013
Lalla	Nathaniel	Bechtel Corp	1/23/2012	Yes		1/23/2013
McFarlane	Peter	Bechtel Corp	1/23/2012	Yes		1/23/2013
Sanchez	Porfirio	Bakersfield Well & Pump	1/23/2012	Yes		1/23/2013
Lechiel	Rae	Bechtel Corp	1/23/2012	Yes		1/23/2013
Martin	Robert	Bechtel Corp	1/23/2012	Yes		1/23/2013
Hovern	TJ Van	St Louis Screw & Bolt	1/23/2012	Yes		1/23/2013
Lytton	Will	Bechtel Corp	1/23/2012	Yes		1/23/2013
Brooks	Alan	Bechtel Corp	1/30/2012	Yes	1/31/2013	1/31/2014
Holly	Andre	Bechtel Corp	1/30/2012	Yes		1/30/2013
Melgoza	Andres	Bechtel Corp	1/30/2012	Yes		1/30/2013
Conde	Cesar	Bechtel Corp	1/30/2012	Yes		1/30/2013
McDonald	Charles	Bechtel Corp	1/30/2012	Yes	1/31/2013	1/31/2014
Bales	Christopher	Bechtel Corp	1/30/2012	Yes		1/30/2013
Collins	Christopher	Bechtel Corp	1/30/2012	Yes	1/31/2013	1/31/2014
Peart	Cindy	Bechtel Corp	1/30/2012	Yes	1/31/2013	1/31/2014
Mork	Damon	Bechtel Corp	1/30/2012	Yes		1/30/2013
Kraemer	Daryl	Bechtel Corp	1/30/2012	Yes		1/30/2013
Aragon	David	Bechtel Corp	1/30/2012	Yes		1/30/2013
Madrid	David	Bechtel Corp	1/30/2012	Yes		1/30/2013
Perez	David	Bechtel Corp	1/30/2012	Yes		1/30/2013
Chacon	Dennis	Bechtel Corp	1/30/2012	Yes		1/30/2013
Vigil	Felix	Bechtel Corp	1/30/2012	Yes		1/30/2013
Magana	Ganzalo	Bechtel Corp	1/30/2012	Yes		1/30/2013
Pitre	Garry	Bechtel Corp	1/30/2012	Yes		1/30/2013
Graham	Gerald	Bechtel Corp	1/30/2012	Yes		1/30/2013
Saavedra	Gilberto	Bechtel Corp	1/30/2012	Yes		1/30/2013
Collins	James	Bechtel Corp	1/30/2012	Yes		1/30/2013
Gianni	Jeff	Bechtel Corp	1/30/2012	Yes		1/30/2013
Jones	Jeff	Bechtel Corp	1/30/2012	Yes		1/30/2013
John	Jeremy	Bechtel Corp	1/30/2012	Yes		1/30/2013
Granados	Jesus	Bechtel Corp	1/30/2012	Yes		1/30/2013
Alcorn	Joel	Bechtel Corp	1/30/2012	Yes		1/30/2013
Trujillo	John	Bechtel Corp	1/30/2012	Yes		1/30/2013
Calderon	Jose H.	Bechtel Corp	1/30/2012	Yes	4/11/2013	4/11/2014
Aleshire	Kenneth	Bechtel Corp	1/30/2012	Yes		1/30/2013
Belk	Kevin	Bechtel Corp	1/30/2012	Yes		1/30/2013
Long	Lonnie	Bechtel Corp	1/30/2012	Yes		1/30/2013
Vejar	Luis	Bechtel Corp	1/30/2012	Yes		1/30/2013
Rios	Matthew	Bechtel Corp	1/30/2012	Yes		1/30/2013
Clark	Michael	Bechtel Corp	1/30/2012	Yes		1/30/2013
Bermudez Jr	Miguel	Bechtel Corp	1/30/2012	Yes		1/30/2013
Fuller	Morgan	Bechtel Corp	1/30/2012	Yes		1/30/2013
Lundstrom	Patrick	Bechtel Corp	1/30/2012	Yes		1/30/2013
Nelson	Paul	Bechtel Corp	1/30/2012	Yes		1/30/2013
Steiner	Paul	Bechtel Corp	1/30/2012	Yes		1/30/2013
Yocum	Paul	Bechtel Corp	1/30/2012	Yes	1/31/2013	1/31/2014
Velasquez	Rafael	Bechtel Corp	1/30/2012	Yes		1/30/2013

Magellon	Ralph	Bechtel Corp	1/30/2012	Yes		1/30/2013
Torres	Ramon	Bechtel Corp	1/30/2012	Yes		1/30/2013
Castner	Robert	Bechtel Corp	1/30/2012	Yes		1/30/2013
Stowers	Russell	Bechtel Corp	1/30/2012	Yes		1/30/2013
Younker	Ryan	Bechtel Corp	1/30/2012	Yes		1/30/2013
McIlhagga	Scott	Niagara Blower	1/30/2012	Yes		1/30/2013
Ruiz	Sergio	Bechtel Corp	1/30/2012	Yes		1/30/2013
Ellison	Sherrian	Bechtel Corp	1/30/2012	Yes		1/30/2013
Scarbrough	Stephen	Bechtel Corp	1/30/2012	Yes		1/30/2013
Gallegos	Steve	Bechtel Corp	1/30/2012	Yes		1/30/2013
Alvarez	Thomas	Bechtel Corp	1/30/2012	Yes		1/30/2013
Fitzpatrick Jr	Timothy	Bechtel Corp	1/30/2012	Yes		1/30/2013
Blasingame	Tom	Bechtel Corp	1/30/2012	Yes		1/30/2013
Adams	Travis	Bechtel Corp	1/30/2012	Yes		1/30/2013
Lambert	Troy	Bechtel Corp	1/30/2012	Yes		1/30/2013
Bhise	Vikrant	Bechtel Corp	1/30/2012	Yes		1/30/2013
Gallardo	Armando	Conco	2/6/2012	Yes		2/6/2013
Bailey	Brian	OEM Controls	2/6/2012	Yes		2/6/2013
Hill	Brian	Bureau Veritas	2/6/2012	Yes	10/10/2013	10/10/2014
DeVore	Chris	Bechtel Corp	2/6/2012	Yes	2/14/2013	2/14/2014
Hall	Christopher	OEM Controls	2/6/2012	Yes		2/6/2013
Pinney	Christy	Bureau Veritas	2/6/2012	Yes		2/6/2013
Warren	Clark	Bechtel Corp	2/6/2012	Yes		2/6/2013
Salas	Claudio	Bechtel Corp	2/6/2012	Yes		2/6/2013
Jordon	Corey	Bechtel Corp	2/6/2012	Yes		2/6/2013
Dickerson	Dan	Bechtel Corp	2/6/2012	Yes		2/6/2013
Church	Donald	CTS	2/6/2012	Yes		2/6/2013
Benitez	Enrique	Bechtel Corp	2/6/2012	Yes		2/6/2013
Johnson	Eric	Bechtel Corp	2/6/2012	Yes		2/6/2013
Almanza	Ernesto	Conco	2/6/2012	Yes		2/6/2013
Vazquez	Ernesto	Bechtel Corp	2/6/2012	Yes		2/6/2013
Andrew IV	Erwin	Bechtel Corp	2/6/2012	Yes		2/6/2013
Sonrez	Felipe	Bechtel Corp	2/6/2012	Yes		2/6/2013
Sinohw Jr	Frank	Bechtel Corp	2/6/2012	Yes		2/6/2013
Tracy	Gary	Conco	2/6/2012	Yes		2/6/2013
Pillai	Girish	Bechtel Corp	2/6/2012	Yes		2/6/2013
Price	Gregory	Bechtel Corp	2/6/2012	Yes		2/6/2013
Ruelas	Ivan	Gregg	2/6/2012	Yes		2/6/2013
Sampieri	Jason	OEM Controls	2/6/2012	Yes		2/6/2013
lewondowski	Jessica	Talascend/Bechtel	2/6/2012	Yes		2/6/2013
DeGeorge	Joe	OEM Controls	2/6/2012	Yes		2/6/2013
Post	John	Bechtel Corp	2/6/2012	Yes		2/6/2013
Vazquez	Joseph	Bechtel Corp	2/6/2012	Yes		2/6/2013
Ortega	Juan	Bechtel Corp	2/6/2012	Yes		2/6/2013
Gilkerson	Kenneth	BrightSource Energy	2/6/2012	Yes		2/6/2013
Ayala	Lee Anthony	Bechtel Corp	2/6/2012	Yes		2/6/2013
Salas	Leo	Bechtel Corp	2/6/2012	Yes		2/6/2013
Marquez	Luiz	Bechtel Corp	2/6/2012	Yes	2/14/2013	2/14/2014
Haval	Lynette	Talascend/Bechtel	2/6/2012	Yes		2/6/2013
Placencia	Lynn	Bechtel Corp	2/6/2012	Yes		2/6/2013
Goodwin	Max	Riley Power	2/6/2012	Yes		2/6/2013
Beverly	Michael	Bechtel Corp	2/6/2012	Yes		2/6/2013
Feis	Michael	Bechtel Corp	2/6/2012	Yes		2/6/2013

Povivos	Michael	Bechtel Corp	2/6/2012	Yes		2/6/2013
McCreedy	Mike	Bechtel Corp	2/6/2012	Yes		2/6/2013
Ferguson	Monica	Talascend/Bechtel	2/6/2012	Yes		2/6/2013
Holder	Nicholas	Bechtel Corp	2/6/2012	Yes		2/6/2013
Keller	Patrick	Bechtel Corp	2/6/2012	Yes		2/6/2013
Garcia	Paul	Bechtel Corp	2/6/2012	Yes		2/6/2013
Castro	Pedro	Bechtel Corp	2/6/2012	Yes	2/14/2013	2/14/2014
Bareno	Richard	Bechtel Corp	2/6/2012	Yes		2/6/2013
Beasley	Robert	Bechtel Corp	2/6/2012	Yes		2/6/2013
Gonzalez	Robert	Bechtel Corp	2/6/2012	Yes		2/6/2013
Sentieri	Robert	Bechtel Corp	2/6/2012	Yes		2/6/2013
Jasso	Ruben	Bechtel Corp	2/6/2012	Yes		2/6/2013
Arrington	Sirkristopher	Gregg	2/6/2012	Yes		2/6/2013
LeBlanc	Steve	Bechtel Corp	2/6/2012	Yes		2/6/2013
Rubalcava	Steven	Starlite Reclam.	2/6/2012	Yes		2/6/2013
Oliver	Terence	Bechtel Corp	2/6/2012	Yes		2/6/2013
Poust	Thomas	Bechtel Corp	2/6/2012	Yes		2/6/2013
DeNeve	Travis	Bechtel Corp	2/6/2012	Yes		2/6/2013
Canchov	Raul	Bechtel Corp	2/7/2012	Yes	2/13/2013	2/13/2014
May	Adam	Bechtel Corp	2/13/2012	Yes	2/14/2013	2/14/2014
Brons	Adriaan	Bechtel Corp	2/13/2012	Yes	2/14/2013	2/14/2014
Medina	Andy	Bechtel Corp	2/13/2012	Yes		2/13/2013
Carrillo	Ben	Bechtel Corp	2/13/2012	Yes		2/13/2013
Kurtz	Brian	Bechtel Corp	2/13/2012	Yes	2/14/2013	2/14/2014
Banks	Cassandra	Bechtel Corp	2/13/2012	Yes	2/14/2013	2/14/2014
Barba	Chris	Bechtel Corp	2/13/2012	Yes		2/13/2013
Dogey	Chris	Bechtel Corp	2/13/2012	Yes		2/13/2013
Atencio	Clyde	Bechtel Corp	2/13/2012	Yes		2/13/2013
Juarez	Daniel	Bechtel Corp	2/13/2012	Yes		2/13/2013
Lauer	David	IMS	2/13/2012	Yes		2/13/2013
White	Duane	BrightSource Energy	2/13/2012	Yes	2/14/2013	2/14/2014
Payne	Edward	Bechtel Corp	2/13/2012	Yes		2/13/2013
Dedmor	Gary	Bechtel Corp	2/13/2012	Yes		2/13/2013
Ayotte	Gene	Bechtel Corp	2/13/2012	Yes		2/13/2013
Solis	George	Bechtel Corp	2/13/2012	Yes	4/18/2013	4/18/2014
Sambrano	Gerardo	Bechtel Corp	2/13/2012	Yes	3/7/2013	3/7/2014
Hayes	Gregory	??	2/13/2012	Yes		2/13/2013
Buhacoff	Gustavo	BrightSource Energy	2/13/2012	Yes	3/7/2013	3/7/2014
Rodriguez	Hector	Bechtel Corp	2/13/2012	Yes		2/13/2013
Montoya	Jack	Bechtel Corp	2/13/2012	Yes		2/13/2013
Tavakolian	Jacob	BrightSource Energy	2/13/2012	Yes	1/17/2013	1/17/2014
Trost	Jacob	Bechtel Corp	2/13/2012	Yes		2/13/2013
Barlow	Jeff	Bechtel Corp	2/13/2012	Yes		2/13/2013
Riggs	Jeffrey	Bechtel Corp	2/13/2012	Yes		2/13/2013
Vargas	Jesus	Bechtel Corp	2/13/2012	Yes		2/13/2013
Hemming	Jim	Bechtel Corp	2/13/2012	Yes		2/13/2013
Pikoy	Joe	Prospect Steel	2/13/2012	Yes		2/13/2013
Ferguson	John	Bechtel Corp	2/13/2012	Yes		2/13/2013
Flemmer	John	Bechtel Corp	2/13/2012	Yes		2/13/2013
Ruiz	Juan	Gregg	2/13/2012	Yes		2/13/2013
Avalos	Julio	Bechtel Corp	2/13/2012	Yes		2/13/2013
Davii	Kevin	Steel Unlimited	2/13/2012	Yes		2/13/2013
McMahon	Kyle	Bechtel Corp	2/13/2012	Yes		2/13/2013

Sniffen	Leonard	Bechtel Corp	2/13/2012	Yes		2/13/2013
Davis	Marlon	Bechtel Corp	2/13/2012	Yes		2/13/2013
Frabotta	Michael	Steel Unlimited	2/13/2012	Yes		2/13/2013
Altman	Mitchell	Bechtel Corp	2/13/2012	Yes		2/13/2013
Samueliaz	Mitchell	NRG	2/13/2012	Yes		2/13/2013
Dubrowr	Paul	Bechtel Corp	2/13/2012	Yes		2/13/2013
Luna	Ramiro	Bechtel Corp	2/13/2012	Yes		2/13/2013
Palomares	Rene	Bechtel Corp	2/13/2012	Yes		2/13/2013
Garcia	Richard	Bechtel Corp	2/13/2012	Yes	2/14/2013	2/14/2014
Fairchild	Rick	Bechtel Corp	2/13/2012	Yes		2/13/2013
Graham	Rick	Bechtel Corp	2/13/2012	Yes		2/13/2013
Eaglin	Robert	Bechtel Corp	2/13/2012	Yes		2/13/2013
White	Rodney	Bechtel Corp	2/13/2012	Yes		2/13/2013
Goodrich	Ron	Bechtel Corp	2/13/2012	Yes		2/13/2013
Kennett	Ryan	Bechtel Corp	2/13/2012	Yes		2/13/2013
Thrush	Sean	Bechtel Corp	2/13/2012	Yes		2/13/2013
Walbom	Stephen	Bechtel Corp	2/13/2012	Yes	2/21/2013	2/21/2014
Matheson	Steven	Bechtel Corp	2/13/2012	Yes		2/13/2013
Smith	Stuart	Fullmer	2/13/2012	Yes		2/13/2013
Wilson	Stuart	Bechtel Corp	2/13/2012	Yes		2/13/2013
Conklin	Theodore	BrightSource Energy	2/13/2012	Yes	1/17/2013	1/17/2014
Price	Thomas	Bechtel Corp	2/13/2012	Yes		2/13/2013
Waggoner	Thomas	Gregg	2/13/2012	Yes		2/13/2013
Miller	Timothy	Bechtel Corp	2/13/2012	Yes	8/1/2013	8/1/2014
Lee	Tom	Bechtel Corp	2/13/2012	Yes		2/13/2013
Moreno	Travis	Bechtel Corp	2/13/2012	Yes		2/13/2013
Cureton	William	Bechtel Corp	2/13/2012	Yes		2/13/2013
Williams	William	Bechtel Corp	2/13/2012	Yes		2/13/2013
Firer	A.J.	Bechtel Corp	2/21/2012	Yes		2/21/2013
Castronova	Al	Desert Industries	2/21/2012	Yes		2/21/2013
Hernandez	Benjamin	Bechtel Corp	2/21/2012	Yes		2/21/2013
Sheley	Brad	Bechtel Corp	2/21/2012	Yes	2/14/2013	2/14/2014
Cummings	Brian	Bechtel Corp	2/21/2012	Yes		2/21/2013
Steidley	Bud	Bechtel Corp	2/21/2012	Yes		2/21/2013
Hill	Charles	Lexicon	2/21/2012	Yes		2/21/2013
Leary	Conrad	Bechtel Corp	2/21/2012	Yes		2/21/2013
Orth	Dale	Bechtel Corp	2/21/2012	Yes		2/21/2013
Boyd	Daniel	Bechtel Corp	2/21/2012	Yes		2/21/2013
Valdez	Daniel	Bechtel Corp	2/21/2012	Yes		2/21/2013
Martin	David	Bechtel Corp	2/21/2012	Yes		2/21/2013
Ohaire	David	Bechtel Corp	2/21/2012	Yes		2/21/2013
Saenz	Fernando	Bechtel Corp	2/21/2012	Yes	2/14/2013	2/14/2014
LeFave	Gabe	Bechtel Corp	2/21/2012	Yes		2/21/2013
Scriven	Gary	Bechtel Corp	2/21/2012	Yes		2/21/2013
Murray	Greg	Bechtel Corp	2/21/2012	Yes		2/21/2013
Marin	Humberto	Lexicon	2/21/2012	Yes		2/21/2013
Blalock	Jefferey	Bechtel Corp	2/21/2012	Yes		2/21/2013
Gutierrez	Jesus	Bechtel Corp	2/21/2012	Yes		2/21/2013
Saravia	Jesus	Bechtel Corp	2/21/2012	Yes		2/21/2013
Morris	Joelle	Bechtel Corp	2/21/2012	Yes	2/21/2013	2/21/2014
Burrows	John	Bechtel Corp	2/21/2012	Yes		2/21/2013
Kooner	John	Bechtel Corp	2/21/2012	Yes		2/21/2013
Martinez	Jose	Bechtel Corp	2/21/2012	Yes		2/21/2013

Reyes	Jose	Bechtel Corp	2/21/2012	Yes		2/21/2013
Angel	Joseph	Bechtel Corp	2/21/2012	Yes		2/21/2013
Hall	Joseph	Bechtel Corp	2/21/2012	Yes		2/21/2013
Webrand	Julia	Bechtel Corp	2/21/2012	Yes		2/21/2013
Arguello	Louis	Bechtel Corp	2/21/2012	Yes		2/21/2013
Smith	Mark	Bechtel Corp	2/21/2012	Yes		2/21/2013
Ward	Michael	Bechtel Corp	2/21/2012	Yes		2/21/2013
Lindsay	Mike	Bechtel Corp	2/21/2012	Yes		2/21/2013
Uirzi	Nick	Bechtel Corp	2/21/2012	Yes		2/21/2013
Laubscher	Peter	Bechtel Corp	2/21/2012	Yes		2/21/2013
Peralta	Ramon	Bechtel Corp	2/21/2012	Yes		2/21/2013
Kremer	Ric	Bechtel Corp	2/21/2012	Yes		2/21/2013
Gorlli	Robert	Bechtel Corp	2/21/2012	Yes		2/21/2013
Garcia	Santiago	Bechtel Corp	2/21/2012	Yes		2/21/2013
Rivas	Santiago	Bechtel Corp	2/21/2012	Yes		2/21/2013
Bradley	Stewart	Bechtel Corp	2/21/2012	Yes		2/21/2013
Bennett	Thomas	Water Pro	2/21/2012	Yes		2/21/2013
Levison	Todd	Bechtel Corp	2/21/2012	Yes		2/21/2013
Ellis	Tom	Bechtel Corp	2/21/2012	Yes		2/21/2013
Connors	Troy	Bechtel Corp	2/21/2012	Yes		2/21/2013
Carruth	William	Bechtel Corp	2/21/2012	Yes		2/21/2013
Hernandez	Alvaro	Bechtel Corp	2/25/2012	Yes	2/13/2013	2/13/2014
Hagan	Adam	Bechtel Corp	2/27/2012	Yes	3/7/2013	3/7/2014
Welsh	Adam	Bechtel Corp	2/27/2012	Yes		2/27/2013
Lopez	Alexander	Bechtel Corp	2/27/2012	Yes		2/27/2013
Slavin	Amy	Bechtel Corp	2/27/2012	Yes		2/27/2013
Cairmey	Andrew	Sierra Industrial	2/27/2012	Yes		2/27/2013
Minnala	Andy	Bechtel Corp	2/27/2012	Yes		2/27/2013
Sobczyk	Bart	NRG	2/27/2012	Yes		2/27/2013
Warum	Ben	Bechtel Corp	2/27/2012	Yes		2/27/2013
Maxwell	Benjamin	Bechtel Corp	2/27/2012	Yes		2/27/2013
Marley	Brenda	Bechtel Corp	2/27/2012	Yes		2/27/2013
Taylor	Brenden	Garrett Fleming	2/27/2012	Yes		2/27/2013
Bradway	Brian	Bechtel Corp	2/27/2012	Yes		2/27/2013
Dowalter	Brian	Bechtel Corp	2/27/2012	Yes		2/27/2013
Arang	Carlos	United Rentals	2/27/2012	Yes		2/27/2013
Ramirez	Cesar	Bechtel Corp	2/27/2012	Yes		2/27/2013
Johnston	Charles	Custom Arc	2/27/2012	Yes		2/27/2013
Snow	Charlie	Bechtel Corp	2/27/2012	Yes		2/27/2013
Sanborn	Daryl	Bechtel Corp	2/27/2012	Yes		2/27/2013
Kinzer	David	Bechtel Corp	2/27/2012	Yes	3/7/2013	3/7/2014
Schumacher	Dean	Bechtel Corp	2/27/2012	Yes		2/27/2013
Jenkins	Dwight	Bechtel Corp	2/27/2012	Yes		2/27/2013
Larios	Francisco	Bechtel Corp	2/27/2012	Yes		2/27/2013
Lopez	Frank	Custom Arc	2/27/2012	Yes		2/27/2013
Vandever	Garret	Water Pro	2/27/2012	Yes		2/27/2013
DutraFerea	George	Bechtel Corp	2/27/2012	Yes		2/27/2013
Bachmou	Gerald	??	2/27/2012	Yes		2/27/2013
Wise	Greg	BrightSource Energy	2/27/2012	Yes		2/27/2013
Hardy	Jennifer	Bechtel Corp	2/27/2012	Yes		2/27/2013
Gammie	Jim	Bechtel Corp	2/27/2012	Yes		2/27/2013
Herron	John	Bechtel Corp	2/27/2012	Yes		2/27/2013
Wilson	John Eric	Bechtel Corp	2/27/2012	Yes		2/27/2013

Bautista	Jorge	Premier Tile	2/27/2012	Yes		2/27/2013
Marcos	Joseph	SCE	2/27/2012	Yes		2/27/2013
Belmonte	Joshua	Bechtel Corp	2/27/2012	Yes		2/27/2013
Kababik	Justin	Bechtel Corp	2/27/2012	Yes	3/14/2013	3/14/2014
Austin	Keith	Custom Arc	2/27/2012	Yes		2/27/2013
Frye	Keith	All State Tank	2/27/2012	Yes		2/27/2013
Sullwold	Kerry	A-1 Concrete Cutting	2/27/2012	Yes		2/27/2013
Williams	Kirk	Bechtel Corp	2/27/2012	Yes		2/27/2013
Reed	Mark	Bechtel Corp	2/27/2012	Yes		2/27/2013
Slydis	Matt	?	2/27/2012	Yes		2/27/2013
Pinkerton	Matt	Water Pro	2/27/2012	Yes		2/27/2013
Baker	Michael	Custom Arc	2/27/2012	Yes		2/27/2013
Barnes	Michael	Bechtel Corp	2/27/2012	Yes		2/27/2013
Brown	Michael	Bechtel Corp	2/27/2012	Yes		2/27/2013
Page	Michael	Bechtel Corp	2/27/2012	Yes		2/27/2013
Sawyer	Michael	Custom Arc	2/27/2012	Yes		2/27/2013
Oneil	Patrick	Bechtel Corp	2/27/2012	Yes		2/27/2013
Nguyen	Paul	Garrett Fleming	2/27/2012	Yes		2/27/2013
Hudelson	Randy	Bechtel Corp	2/27/2012	Yes		2/27/2013
Withen	Raymond	Bechtel Corp	2/27/2012	Yes		2/27/2013
Santos III	Richard	Bechtel Corp	2/27/2012	Yes		2/27/2013
Bartos	Rick	Bechtel Corp	2/27/2012	Yes		2/27/2013
Daniels	Robert	Riley Power	2/27/2012	Yes		2/27/2013
Browney	Rodney	Bechtel Corp	2/27/2012	Yes		2/27/2013
Mora	Salvador	Custom Arc	2/27/2012	Yes		2/27/2013
Mann	Scott	Bechtel Corp	2/27/2012	Yes		2/27/2013
Hayes	Sean	EMF Fire Solutions	2/27/2012	Yes		2/27/2013
Bradbury	Shawn	Bechtel Corp	2/27/2012	Yes		2/27/2013
Toon	Steve	Bechtel Corp	2/27/2012	Yes		2/27/2013
Pruitt	Steven	Bechtel Corp	2/27/2012	Yes		2/27/2013
Scholes	Taylor	Bechtel Corp	2/27/2012	Yes		2/27/2013
Schagh	Terry	Bechtel Corp	2/27/2012	Yes		2/27/2013
Bryars	Thomas	Custom Arc	2/27/2012	Yes		2/27/2013
Hunt	Timothy	Bechtel Corp	2/27/2012	Yes		2/27/2013
Aho	Tivi	Bechtel Corp	2/27/2012	Yes	11/29/2012	11/29/2013
Bickham	Tommy	Custom Arc	2/27/2012	Yes		2/27/2013
Gomez	Alfonzo	Bechtel Corp	3/5/2012	Yes		3/5/2013
Maulupu	Art	Bechtel Corp	3/5/2012	Yes		3/5/2013
Overbo	Ben	Bechtel Corp	3/5/2012	Yes		3/5/2013
Wisely	Benjamin	Bechtel Corp	3/5/2012	Yes		3/5/2013
Bjorken	Bradley	NRG	3/5/2012	Yes		3/5/2013
Nichols	Brian	Bechtel Corp	3/5/2012	Yes		3/5/2013
Phillips	Brian	Bechtel Corp	3/5/2012	Yes		3/5/2013
Hamilton	Chris	Bechtel Corp	3/5/2012	Yes		3/5/2013
Dean	Christopher	TLS	3/5/2012	Yes		3/5/2013
Grigsby	Conan	Bechtel Corp	3/5/2012	Yes		3/5/2013
Seyum	Daniel	Bechtel Corp	3/5/2012	Yes		3/5/2013
Vargas	Daniel	Bechtel Corp	3/5/2012	Yes		3/5/2013
Barber	David	Bechtel Corp	3/5/2012	Yes		3/5/2013
Hilliard	David	Bechtel Corp	3/5/2012	Yes		3/5/2013
Agashkow	Dmitry	Bechtel Corp	3/5/2012	Yes		3/5/2013
Poliakov	Eddik	Bechtel Corp	3/5/2012	Yes		3/5/2013
Padilla Jr	Erminio	Bechtel Corp	3/5/2012	Yes		3/5/2013

Gonzales	Ernie	Bechtel Corp	3/5/2012	Yes		3/5/2013
Richards	Eugene	Bechtel Corp	3/5/2012	Yes		3/5/2013
Culver	Frank	Bechtel Corp	3/5/2012	Yes		3/5/2013
Mastrangelo	Frank	Bechtel Corp	3/5/2012	Yes		3/5/2013
Ritchie	Freddie	Bechtel Corp	3/5/2012	Yes		3/5/2013
Jauregui	Frick	Bechtel Corp	3/5/2012	Yes		3/5/2013
Ball	Gary	Bechtel Corp	3/5/2012	Yes		3/5/2013
Smith	Greg	Bechtel Corp	3/5/2012	Yes		3/5/2013
Tran	Jacky	Bechtel Corp	3/5/2012	Yes		3/5/2013
Hacker	Jacob	Bechtel Corp	3/5/2012	Yes		3/5/2013
McIneny	James	Bechtel Corp	3/5/2012	Yes		3/5/2013
Ordinoca	Jared	Bechtel Corp	3/5/2012	Yes		3/5/2013
Gardner	Jason	Bechtel Corp	3/5/2012	Yes		3/5/2013
Coper	Jeff	Bechtel Corp	3/5/2012	Yes		3/5/2013
Simon	Jesse	Bechtel Corp	3/5/2012	Yes		3/5/2013
Mejia	John	Bechtel Corp	3/5/2012	Yes		3/5/2013
Hodges	Keith	Bechtel Corp	3/5/2012	Yes		3/5/2013
Larson	Kevin	Bechtel Corp	3/5/2012	Yes		3/5/2013
John	Kip	Bechtel Corp	3/5/2012	Yes		3/5/2013
Post	Kristopher	Bechtel Corp	3/5/2012	Yes		3/5/2013
Horton	Larry	Bechtel Corp	3/5/2012	Yes		3/5/2013
Capoupon	Lawrence	Bechtel Corp	3/5/2012	Yes		3/5/2013
Ponce	Manuel	Bechtel Corp	3/5/2012	Yes		3/5/2013
Akin	Mark	Bechtel Corp	3/5/2012	Yes		3/5/2013
Librockus	Mark	Bechtel Corp	3/5/2012	Yes		3/5/2013
Massey	Mark	F.E. Moran	3/5/2012	Yes		3/5/2013
Marriscal	Martin	Boilermaker	3/5/2012	Yes		3/5/2013
Assuras	Michael	Bechtel Corp	3/5/2012	Yes		3/5/2013
Kurtze	Michael	Bechtel Corp	3/5/2012	Yes		3/5/2013
Vasquez	Michael	Bechtel Corp	3/5/2012	Yes		3/5/2013
Mollohan	Mike	Bechtel Corp	3/5/2012	Yes		3/5/2013
Hickey	Mitch	Bechtel Corp	3/5/2012	Yes		3/5/2013
Kaus	Pete	Bechtel Corp	3/5/2012	Yes		3/5/2013
Littleman	Raymond	Bechtel Corp	3/5/2012	Yes		3/5/2013
Carter	Robert	Bechtel Corp	3/5/2012	Yes		3/5/2013
Sample	Robert	Bechtel Corp	3/5/2012	Yes		3/5/2013
Monreal	Roy	Bechtel Corp	3/5/2012	Yes		3/5/2013
DeLaschmutt	Ryan	Custom Arc	3/5/2012	Yes		3/5/2013
Urban	Ryan	Bechtel Corp	3/5/2012	Yes		3/5/2013
Thomason	Scott	TLS	3/5/2012	Yes		3/5/2013
Garcia	Sergio	Bechtel Corp	3/5/2012	Yes		3/5/2013
Pittman	Susan	Bechtel Corp	3/5/2012	Yes		3/5/2013
Gladwell	Thomas	Custom Arc	3/5/2012	Yes		3/5/2013
Gidcumb	Trevor	Bechtel Corp	3/5/2012	Yes		3/5/2013
Ruelas	Adan	Bechtel Corp	3/7/2012	Yes		3/7/2013
Baca	Albert	Bechtel Corp	3/7/2012	Yes		3/7/2013
Castillo	Alejandro	Bechtel Corp	3/7/2012	Yes		3/7/2013
Rivera	Alexander	Bechtel Corp	3/7/2012	Yes	2/14/2013	2/14/2014
Castro	Alfonzo	Bechtel Corp	3/7/2012	Yes	2/14/2013	2/14/2014
Perez	Boel	Bechtel Corp	3/7/2012	Yes		3/7/2013
Holmes Jr	Charles	Bechtel Corp	3/7/2012	Yes		3/7/2013
Huseman	Charles	Bechtel Corp	3/7/2012	Yes		3/7/2013
Womack Jr	Che	Bechtel Corp	3/7/2012	Yes		3/7/2013

Karas	David	Bechtel Corp	3/7/2012	Yes		3/7/2013
Martin	Delano	Bechtel Corp	3/7/2012	Yes		3/7/2013
Fenning	Eldon	Bechtel Corp	3/7/2012	Yes		3/7/2013
Swain	Eliah	Bechtel Corp	3/7/2012	Yes		3/7/2013
Figeroa	Enrique	Bechtel Corp	3/7/2012	Yes		3/7/2013
Osterson	Eric	Bechtel Corp	3/7/2012	Yes		3/7/2013
Ramos	Esteban	Bechtel Corp	3/7/2012	Yes		3/7/2013
Hernandez	Freddie	Bechtel Corp	3/7/2012	Yes		3/7/2013
Barraza	George	Bechtel Corp	3/7/2012	Yes		3/7/2013
Edmondson	Greg	Bechtel Corp	3/7/2012	Yes		3/7/2013
Hernandez	Henry	Bechtel Corp	3/7/2012	Yes		3/7/2013
Duong	Huan	Bechtel Corp	3/7/2012	Yes		3/7/2013
Whitehead	Jamal	Bechtel Corp	3/7/2012	Yes		3/7/2013
Allen	James	Bechtel Corp	3/7/2012	Yes		3/7/2013
Massengale	John	Hydratight	3/7/2012	Yes		3/7/2013
Aburto	Jose	Bechtel Corp	3/7/2012	Yes		3/7/2013
Hernandez	Jose	Bechtel Corp	3/7/2012	Yes	2/14/2013	2/14/2014
Viramontes	Jose	Bechtel Corp	3/7/2012	Yes		3/7/2013
Rappaport	Joseph	Bechtel Corp	3/7/2012	Yes	2/14/2013	2/14/2014
Nunez	Juan	Bechtel Corp	3/7/2012	Yes		3/7/2013
Rivera	Justo	Bechtel Corp	3/7/2012	Yes		3/7/2013
Castro	Loreto	Bechtel Corp	3/7/2012	Yes		3/7/2013
Olvera	Luis	Bechtel Corp	3/7/2012	Yes		3/7/2013
Kleian	Margie	Bechtel Corp	3/7/2012	Yes		3/7/2013
Maura	Michael	Bechtel Corp	3/7/2012	Yes		3/7/2013
Rico	Miguel	Bechtel Corp	3/7/2012	Yes		3/7/2013
Faolu	Muaau	Bechtel Corp	3/7/2012	Yes		3/7/2013
Durham	Nolan	Bechtel Corp	3/7/2012	Yes		3/7/2013
Alvarez	Pedro	Bechtel Corp	3/7/2012	Yes	10/7/2013	10/7/2014
Atilano	Ramon	Bechtel Corp	3/7/2012	Yes		3/7/2013
Gonzalez	Robert	Bechtel Corp	3/7/2012	Yes		3/7/2013
Paulson	Robert	Hydratight	3/7/2012	Yes		3/7/2013
Cruz Jr	Salvador	Bechtel Corp	3/7/2012	Yes		3/7/2013
Hidalgo	Salvador	Bechtel Corp	3/7/2012	Yes	2/14/2013	2/14/2014
Thomas	Steven	Bechtel Corp	3/7/2012	Yes		3/7/2013
Heaton	Thomas	Bechtel Corp	3/7/2012	Yes	3/7/2013	3/7/2014
LeMasters Jr	William	Bechtel Corp	3/7/2012	Yes		3/7/2013
McCulley	William	Bechtel Corp	3/7/2012	Yes		3/7/2013
Punch	Yoland	Bechtel Corp	3/7/2012	Yes		3/7/2013
Kaxic	Adam	Bechtel Corp	3/12/2012	Yes		3/12/2013
Saenz	Adrian	Bechtel Corp	3/12/2012	Yes		3/12/2013
Bratkou	Alex	Bechtel Corp	3/12/2012	Yes		3/12/2013
Mackinney	Alisha	Bechtel Corp	3/12/2012	Yes		3/12/2013
Garner	Andrew	Bechtel Corp	3/12/2012	Yes		3/12/2013
Lafam	Anthony	Bechtel Corp	3/12/2012	Yes		3/12/2013
Marsteller	Brian	Bechtel Corp	3/12/2012	Yes		3/12/2013
Axton	Carrie	Bechtel Corp	3/12/2012	Yes		3/12/2013
Lantz	Chris	Cashman Equipment	3/12/2012	Yes		3/12/2013
Dyra	Clint	Bechtel Corp	3/12/2012	Yes		3/12/2013
Kaleikini	Cody	BrightSource Energy	3/12/2012	Yes		3/12/2013
St. Rose	Dalnglade	Bechtel Corp	3/12/2012	Yes		3/12/2013
Huyos	Daniel	Bechtel Corp	3/12/2012	Yes		3/12/2013
Silva	Demetrio	Bechtel Corp	3/12/2012	Yes		3/12/2013

Pettijohn	Derwent	Bechtel Corp	3/12/2012	Yes		3/12/2013
Leising	Ed	Niagra Blower	3/12/2012	Yes		3/12/2013
Ward	Edmond	Bechtel Corp	3/12/2012	Yes		3/12/2013
Parker	Edwin	Bechtel Corp	3/12/2012	Yes		3/12/2013
Arrendondo	Eric	Bechtel Corp	3/12/2012	Yes		3/12/2013
Kobler	Floyd	Bechtel Corp	3/12/2012	Yes		3/12/2013
Trompler	Fred	Bechtel Corp	3/12/2012	Yes		3/12/2013
Abreo Jr	George	Bechtel Corp	3/12/2012	Yes	2/14/2013	2/14/2014
Horn	Harrison	Bechtel Corp	3/12/2012	Yes		3/12/2013
Pollard	Ian	Bechtel Corp	3/12/2012	Yes		3/12/2013
Tsinnisinnie	Ivan	Bechtel Corp	3/12/2012	Yes		3/12/2013
Flores	Jauzer	Bechtel Corp	3/12/2012	Yes		3/12/2013
Wallens	Jennifer	BrightSource Energy	3/12/2012	Yes	5/9/2013	5/9/2014
Suwala	John	Niagra Blower	3/12/2012	Yes		3/12/2013
Alent	Joseph	Bechtel Corp	3/12/2012	Yes		3/12/2013
Fyffe	Mark	Bechtel Corp	3/12/2012	Yes		3/12/2013
Rice	Mark	Bechtel Corp	3/12/2012	Yes		3/12/2013
Parvin	Nathan	Bechtel Corp	3/12/2012	Yes		3/12/2013
Conn	Patrick	Bechtel Corp	3/12/2012	Yes		3/12/2013
Guerrero	Raul	Bechtel Corp	3/12/2012	Yes		3/12/2013
Barker	Raymond	Bechtel Corp	3/12/2012	Yes		3/12/2013
Cherneychuk	Roman	Bechtel Corp	3/12/2012	Yes		3/12/2013
Thibodeaux	Roy	Bechtel Corp	3/12/2012	Yes		3/12/2013
Shaul	Steven	Bechtel Corp	3/12/2012	Yes		3/12/2013
Tsinnisinnie	Syrono	Bechtel Corp	3/12/2012	Yes		3/12/2013
Estes	William	Bechtel Corp	3/12/2012	Yes		3/12/2013
Stiles	Winston	Bureau Veritas	3/12/2012	Yes		3/12/2013
Mireles	Anthony	Bechtel Corp	3/19/2012	Yes		3/19/2013
Laswell	Bryan	Bechtel Corp	3/19/2012	Yes		3/19/2013
Tanner	Bryan	Mistras Group	3/19/2012	Yes		3/19/2013
Davenport	Carlon	Bechtel Corp	3/19/2012	Yes		3/19/2013
Lee	Chad	Bechtel Corp	3/19/2012	Yes		3/19/2013
Harris	Charles	Bechtel Corp	3/19/2012	Yes		3/19/2013
Hauser	Chuck	Bechtel Corp	3/19/2012	Yes		3/19/2013
Burcaw	Dan	Bechtel Corp	3/19/2012	Yes		3/19/2013
Salazar	Daniel	Bechtel Corp	3/19/2012	Yes		3/19/2013
Williams	Daniel	Bechtel Corp	3/19/2012	Yes		3/19/2013
Mitchell	Dennis	Bechtel Corp	3/19/2012	Yes		3/19/2013
Wheat	Don	Bechtel Corp	3/19/2012	Yes		3/19/2013
Velasco	Donaciam	Bechtel Corp	3/19/2012	Yes		3/19/2013
Hanning	Duane	Bechtel Corp	3/19/2012	Yes		3/19/2013
Latta	Dwight	Bechtel Corp	3/19/2012	Yes		3/19/2013
Quiroz	Fernando	Bechtel Corp	3/19/2012	Yes		3/19/2013
Ceja	Gamaliel	Bechtel Corp	3/19/2012	Yes		3/19/2013
Brockham	George	Fullmer	3/19/2012	Yes		3/19/2013
Lopez	Geronimo	Bechtel Corp	3/19/2012	Yes		3/19/2013
Dann	Greg	Bechtel Corp	3/19/2012	Yes		3/19/2013
Corral	Ishmael	Bechtel Corp	3/19/2012	Yes		3/19/2013
Ramey	James	Gen Tech NV	3/19/2012	Yes		3/19/2013
Janetahos	Jason	GE Water	3/19/2012	Yes		3/19/2013
Lanphear	Jason	Bechtel Corp	3/19/2012	Yes	10/7/2013	10/7/2014
Whiterock	Jason	Bechtel Corp	3/19/2012	Yes		3/19/2013
Rosales	Jesse	Bechtel Corp	3/19/2012	Yes		3/19/2013

Cannon	Jimmy'	Bechtel Corp	3/19/2012	Yes		3/19/2013
Leigh	Joe	NRG	3/19/2012	Yes		3/19/2013
Oefinger	Joe	Bechtel Corp	3/19/2012	Yes		3/19/2013
Brock Jr	John	Bechtel Corp	3/19/2012	Yes		3/19/2013
Hovsepian	John	NRG	3/19/2012	Yes		3/19/2013
Koepp	John	Bechtel Corp	3/19/2012	Yes		3/19/2013
Loep Jr	Joseph	Bechtel Corp	3/19/2012	Yes		3/19/2013
Zimmer	Kurt	Bechtel Corp	3/19/2012	Yes		3/19/2013
Powell	Larry	Bechtel Corp	3/19/2012	Yes		3/19/2013
Lopez	Luis	Bechtel Corp	3/19/2012	Yes		3/19/2013
Miramontes	Luis	Bechtel Corp	3/19/2012	Yes		3/19/2013
Bernal	Manuel	Bechtel Corp	3/19/2012	Yes		3/19/2013
Ball	Michael	Bechtel Corp	3/19/2012	Yes		3/19/2013
Pulley	Michael	Bechtel Corp	3/19/2012	Yes		3/19/2013
Sida	Miguel	Bechtel Corp	3/19/2012	Yes		3/19/2013
Campbell	Mike	F E Moran	3/19/2012	Yes	4/4/2013	4/4/2014
Miller	Mike	Bechtel Corp	3/19/2012	Yes		3/19/2013
Badyur	Olersiy	Bechtel Corp	3/19/2012	Yes		3/19/2013
Wolff	Patricia	Bechtel Corp	3/19/2012	Yes		3/19/2013
Warren	Patrick	Las Vegas Paving	3/19/2012	Yes		3/19/2013
Saber	Peter	Bechtel Corp	3/19/2012	Yes		3/19/2013
Stambaugh	Peter	Bechtel Corp	3/19/2012	Yes		3/19/2013
Ruparel	Prashant	Bechtel Corp	3/19/2012	Yes		3/19/2013
Schaub	Randald	Bechtel Corp	3/19/2012	Yes		3/19/2013
Hoover	Richard	Bechtel Corp	3/19/2012	Yes		3/19/2013
Gleason	Robert	Bechtel Corp	3/19/2012	Yes		3/19/2013
Roberrts	Ryan	Bechtel Corp	3/19/2012	Yes		3/19/2013
BYRD	RYNADA	Bechtel Corp	3/19/2012	Yes	3/14/2013	3/14/2014
Moosani	Seyed	Bechtel Corp	3/19/2012	Yes		3/19/2013
Orourke	Stephanie	Bechtel Corp	3/19/2012	Yes		3/19/2013
Sherrell	Therel	Bechtel Corp	3/19/2012	Yes		3/19/2013
Boddie	Thomas	Bechtel Corp	3/19/2012	Yes		3/19/2013
Oleary	Timothy	Bechtel Corp	3/19/2012	Yes		3/19/2013
Rister	Aaron	Bechtel Corp	3/21/2012	Yes		3/21/2013
Cerchini	Anthony	Bechtel Corp	3/21/2012	Yes		3/21/2013
Medrano	Art	Bechtel Corp	3/21/2012	Yes		3/21/2013
Duennerman	Brett	Bechtel Corp	3/21/2012	Yes		3/21/2013
Oropeza	Cirilo	Bechtel Corp	3/21/2012	Yes		3/21/2013
Gaubaaka	Dan	Bechtel Corp	3/21/2012	Yes		3/21/2013
McCafferty	Dave	Bechtel Corp	3/21/2012	Yes		3/21/2013
Gutierrez	David	Bechtel Corp	3/21/2012	Yes		3/21/2013
Rodriguez	Dustin	Bechtel Corp	3/21/2012	Yes		3/21/2013
Duarte	Eric	Bechtel Corp	3/21/2012	Yes	10/7/2013	10/7/2014
Dennison	Ernest	Bechtel Corp	3/21/2012	Yes		3/21/2013
Law Jr	Howard	Bechtel Corp	3/21/2012	Yes		3/21/2013
Bailey	James	Bechtel Corp	3/21/2012	Yes		3/21/2013
Jenning	Jeff	Bechtel Corp	3/21/2012	Yes		3/21/2013
Wallace	Jesus	Bechtel Corp	3/21/2012	Yes		3/21/2013
Clark	Jonathan	Bechtel Corp	3/21/2012	Yes		3/21/2013
Wolcott	Ken	Bechtel Corp	3/21/2012	Yes		3/21/2013
Mellinger	Kevin	Bechtel Corp	3/21/2012	Yes		3/21/2013
Gonzalez	Liborio	Bechtel Corp	3/21/2012	Yes		3/21/2013
Robles	Manuel	Bechtel Corp	3/21/2012	Yes		3/21/2013

Borja	Mark	Bechtel Corp	3/21/2012	Yes		3/21/2013
Modell	Mark	Bechtel Corp	3/21/2012	Yes		3/21/2013
Lopez	Michael	Bechtel Corp	3/21/2012	Yes		3/21/2013
Espinoza	Miguel	Bechtel Corp	3/21/2012	Yes		3/21/2013
Brady	Mike	Bechtel Corp	3/21/2012	Yes		3/21/2013
Baker	Randald	Bechtel Corp	3/21/2012	Yes		3/21/2013
Cisneros	Raymond	Bechtel Corp	3/21/2012	Yes		3/21/2013
Alostu	Ricardo	Bechtel Corp	3/21/2012	Yes		3/21/2013
Marshall	Richard	Bechtel Corp	3/21/2012	Yes		3/21/2013
Kaderber	Robert	Bechtel Corp	3/21/2012	Yes		3/21/2013
Smith	Roger	Bechtel Corp	3/21/2012	Yes		3/21/2013
Falk	Ryan	Bechtel Corp	3/21/2012	Yes		3/21/2013
Bowman	Scott	Bechtel Corp	3/21/2012	Yes		3/21/2013
Palmore	Thomas	Bechtel Corp	3/21/2012	Yes		3/21/2013
Risner	Travis	Bechtel Corp	3/21/2012	Yes		3/21/2013
Hutchinson	Wesley	Bechtel Corp	3/21/2012	Yes		3/21/2013
Acosta	Albert	Bechtel Corp	3/26/2012	Yes		3/26/2013
Sanchez	Alex	Bechtel Corp	3/26/2012	Yes		3/26/2013
Hunter	Baron	Bechtel Corp	3/26/2012	Yes		3/26/2013
Downs	Brian	Bechtel Corp	3/26/2012	Yes		3/26/2013
Lee	Brian	Bechtel Corp	3/26/2012	Yes	8/8/2013	8/8/2014
Crai	Bryan	Bechtel Corp	3/26/2012	Yes		3/26/2013
Medina	Cruz	Bechtel Corp	3/26/2012	Yes		3/26/2013
Zimmer	David	Rain for Rent	3/26/2012	Yes		3/26/2013
Davis	Donald	Bechtel Corp	3/26/2012	Yes		3/26/2013
Williams	Donald	Bechtel Corp	3/26/2012	Yes		3/26/2013
Garcia	Edi	Bechtel Corp	3/26/2012	Yes		3/26/2013
Ortega	Fernando	Bechtel Corp	3/26/2012	Yes		3/26/2013
Avaneszadeh	Gargin	Bechtel Corp	3/26/2012	Yes		3/26/2013
Mathias	Greg	Bechtel Corp	3/26/2012	Yes		3/26/2013
Blackston	James	Bechtel Corp	3/26/2012	Yes		3/26/2013
Christensen	James	Bechtel Corp	3/26/2012	Yes		3/26/2013
Forshaw	Jeremy	Bechtel Corp	3/26/2012	Yes		3/26/2013
Baycura	Johann	Bechtel Corp	3/26/2012	Yes		3/26/2013
Burke	Jon	Insologrand	3/26/2012	Yes		3/26/2013
Spahn	Jordan	Bechtel Corp	3/26/2012	Yes		3/26/2013
Jiminez	Jose	Bechtel Corp	3/26/2012	Yes		3/26/2013
Romero	Jose	Bechtel Corp	3/26/2012	Yes		3/26/2013
Hernandez	Juan	Bechtel Corp	3/26/2012	Yes		3/26/2013
Olivas	Manuel	Bechtel Corp	3/26/2012	Yes		3/26/2013
Houston	Matthew	Bechtel Corp	3/26/2012	Yes		3/26/2013
Hawkins	Michael	Bechtel Corp	3/26/2012	Yes		3/26/2013
Popsa	Mihai	Bechtel Corp	3/26/2012	Yes		3/26/2013
Klein	Mike	Bechtel Corp	3/26/2012	Yes		3/26/2013
Benavides	Nahthan	Bechtel Corp	3/26/2012	Yes		3/26/2013
Prock	Nichelle	Bechtel Corp	3/26/2012	Yes		3/26/2013
Conner	Nick	Bechtel Corp	3/26/2012	Yes		3/26/2013
Lopez	Nick	Bechtel Corp	3/26/2012	Yes		3/26/2013
Barney	Paul	Bechtel Corp	3/26/2012	Yes		3/26/2013
Barney	Paul	Bechtel Corp	3/26/2012	Yes		3/26/2013
Dickson	Peter	So Cal Insulation	3/26/2012	Yes		3/26/2013
Weissfeld	Ralf	Gerb	3/26/2012	Yes		3/26/2013
King	Randy	Bechtel Corp	3/26/2012	Yes	5/9/2013	5/9/2014

Lopez	Raul	Bechtel Corp	3/26/2012	Yes		3/26/2013
Quezada	Ray	Bechtel Corp	3/26/2012	Yes		3/26/2013
Salazar	Rene	Bechtel Corp	3/26/2012	Yes		3/26/2013
Paul	Rick	Bechtel Corp	3/26/2012	Yes		3/26/2013
Borton	Robert	Crown Fence	3/26/2012	Yes		3/26/2013
King	Robert	Bechtel Corp	3/26/2012	Yes		3/26/2013
Underwood	Ron	Bechtel Corp	3/26/2012	Yes		3/26/2013
Pate	Ronnie	Bechtel Corp	3/26/2012	Yes		3/26/2013
Maddox	Russell	Bechtel Corp	3/26/2012	Yes		3/26/2013
Montgomery	Ryan	Bechtel Corp	3/26/2012	Yes		3/26/2013
Gordon	Steven	Bechtel Corp	3/26/2012	Yes		3/26/2013
Spivey	Terry	Bechtel Corp	3/26/2012	Yes		3/26/2013
England	Travis	Bechtel Corp	3/26/2012	Yes		3/26/2013
Salcedo	Victor	Gerb	3/26/2012	Yes		3/26/2013
Hussain	Wisam	Hydratight	3/26/2012	Yes		3/26/2013
Howland	Aaron	Bechtel Corp	3/28/2012	Yes		3/28/2013
Lopez III	Arturo	Bechtel Corp	3/28/2012	Yes		3/28/2013
Duran	Carlos	Bechtel Corp	3/28/2012	Yes		3/28/2013
Cavnah	David	Bechtel Corp	3/28/2012	Yes		3/28/2013
Grates	David	Bechtel Corp	3/28/2012	Yes		3/28/2013
Sample	Davie	Bechtel Corp	3/28/2012	Yes		3/28/2013
Smith	Ellwood	Bechtel Corp	3/28/2012	Yes		3/28/2013
Urso	Frank	Bechtel Corp	3/28/2012	Yes		3/28/2013
Arroyo	Gonzalo	Bechtel Corp	3/28/2012	Yes		3/28/2013
Bell	Greg	Bechtel Corp	3/28/2012	Yes		3/28/2013
Ochoa	Guillermo	Bechtel Corp	3/28/2012	Yes		3/28/2013
Edwards	Jeff	Bechtel Corp	3/28/2012	Yes		3/28/2013
Muldan	John	Bechtel Corp	3/28/2012	Yes		3/28/2013
Standley	John	Superior Wall	3/28/2012	Yes		3/28/2013
Kovach	June	Bechtel Corp	3/28/2012	Yes		3/28/2013
McDaniel	Keith	Bechtel Corp	3/28/2012	Yes		3/28/2013
Corley	Kenneth	Bechtel Corp	3/28/2012	Yes		3/28/2013
Bartley	Kent	Bechtel Corp	3/28/2012	Yes		3/28/2013
Prater	Kirk	Bechtel Corp	3/28/2012	Yes		3/28/2013
Lanning	Michael	Bechtel Corp	3/28/2012	Yes	4/4/2013	4/4/2014
Gandara	Robert	Superior Wall	3/28/2012	Yes		3/28/2013
Freedman	Sam	Bechtel Corp	3/28/2012	Yes		3/28/2013
Eupaue	Samuel	Bechtel Corp	3/28/2012	Yes		3/28/2013
Swick II	Stuart	Bechtel Corp	3/28/2012	Yes		3/28/2013
Schaeffer	Todd	Bechtel Corp	3/28/2012	Yes		3/28/2013
Castro	Victor	Bechtel Corp	3/28/2012	Yes		3/28/2013
Behnke	Aaron	102597	4/2/2012	Yes		4/2/2013
Valdez	Albert R.	Fullmer/P.A.W.	4/2/2012	Yes		4/2/2013
Iniguez	Alfredo	102583	4/2/2012	Yes		4/2/2013
Moreno	Amado	UFC	4/2/2012	Yes		4/2/2013
Moreno	Amado JR.	UFC	4/2/2012	Yes		4/2/2013
Cline	Anna	Bechtel Corp	4/2/2012	Yes	5/9/2013	5/9/2014
Brownell	B	102609	4/2/2012	Yes		4/2/2013
Walley	Benjamin	Bechtel Corp	4/2/2012	Yes		4/2/2013
Cronk	Chad	102580	4/2/2012	Yes		4/2/2013
Pechinko	Charles W.	102606	4/2/2012	Yes		4/2/2013
Ozona	Christian	Fullmore	4/2/2012	Yes		4/2/2013
Bundy	Christopher J.	102596	4/2/2012	Yes		4/2/2013

Hornsby	Cole	Gregg Electric	4/2/2012	Yes		4/2/2013
Velazquez	Cruz	Hampton Tedder	4/2/2012	Yes		4/2/2013
Moore	Curns	102591	4/2/2012	Yes		4/2/2013
Cowly	Daniel T. Jr.	102592	4/2/2012	Yes		4/2/2013
Kirkman	David	Bechtel Corp	4/2/2012	Yes		4/2/2013
Angelo	Derek	102571	4/2/2012	Yes		4/2/2013
Denninger	Dustin	102619	4/2/2012	Yes		4/2/2013
Powell	Dwayne	Reb Corst	4/2/2012	Yes		4/2/2013
Ware	Edward	102577	4/2/2012	Yes		4/2/2013
Montes dela?	Fransisco E.	102620	4/2/2012	Yes		4/2/2013
Thaxton	Fred	102618	4/2/2012	Yes		4/2/2013
Ware	Fred	100687	4/2/2012	Yes		4/2/2013
Begay	Gary	102856	4/2/2012	Yes		4/2/2013
Massouris	Gary R.	102572	4/2/2012	Yes	9/20/2012	9/13/2012
Duenas	Homero S.	102556	4/2/2012	Yes		4/2/2013
Faoliu	Jacob	102588	4/2/2012	Yes		4/2/2013
Posey	James W. Jr.	102605	4/2/2012	Yes		4/2/2013
Tapie	Jarrett	102593	4/2/2012	Yes		4/2/2013
Carter	Jeffrey	NRG	4/2/2012	Yes		4/2/2013
Kleine	Jeffrey	102615	4/2/2012	Yes		4/2/2013
Smith	Jeffrey	102576	4/2/2012	Yes		4/2/2013
Hanna	Jeremy	Integrated Mechanical	4/2/2012	Yes		4/2/2013
Manning	Jeremy	Reb Corst	4/2/2012	Yes		4/2/2013
Rosenbaum	Jim	102574	4/2/2012	Yes		4/2/2013
Jaworowski	John	102612	4/2/2012	Yes		4/2/2013
Pidgeon	John Paul	102608	4/2/2012	Yes		4/2/2013
Lilii	Jonah	102590	4/2/2012	Yes		4/2/2013
Barrientos	Jonathan	Bechtel Corp	4/2/2012	Yes		4/2/2013
Gonzalez	Jose L.	102589	4/2/2012	Yes		4/2/2013
Ferrusca	Julio	102570	4/2/2012	Yes		4/2/2013
Ross	Ken	Clyde Union Pumps	4/2/2012	Yes		4/2/2013
Banmann	Kevin B.	Bechtel Corp	4/2/2012	Yes		4/2/2013
Hou	Kim	102578	4/2/2012	Yes		4/2/2013
Gomez	Larry P.	Bechtel Corp	4/2/2012	Yes		4/2/2013
Johannson	Lennard	Siemens	4/2/2012	Yes		4/2/2013
Wentland	Mad	Hampton Tedder	4/2/2012	Yes		4/2/2013
Leon	Mario L.	102610	4/2/2012	Yes		4/2/2013
Deapierro	Mark	102595	4/2/2012	Yes		4/2/2013
Maki	Mark	102617	4/2/2012	Yes		4/2/2013
Cervantes	Martin	102594	4/2/2012	Yes		4/2/2013
O'Neal	Matthew	102621	4/2/2012	Yes		4/2/2013
Moae?	Michael	102601	4/2/2012	Yes		4/2/2013
Potratz	Michael	102611	4/2/2012	Yes		4/2/2013
Amendola	Nathan J.	102575	4/2/2012	Yes		4/2/2013
Kolya	Perine	Secutair	4/2/2012	Yes		4/2/2013
Carrato	Peter	250219	4/2/2012	Yes		4/2/2013
Williams	Reginald	102614	4/2/2012	Yes		4/2/2013
Shawn	Reis	NRG	4/2/2012	Yes		4/2/2013
Subin	Renato A.	102607	4/2/2012	Yes		4/2/2013
Altman	Richard	102598	4/2/2012	Yes		4/2/2013
Silcox	Richard	Peerless Pump	4/2/2012	Yes		4/2/2013
Campolattaro	Robert	102581	4/2/2012	Yes		4/2/2013
Whitacre	Robert	102604	4/2/2012	Yes		4/2/2013

Cates	Roger	Hampton Tedder	4/2/2012	Yes		4/2/2013
Parent	Shawn	102584	4/2/2012	Yes		4/2/2013
Valdez	Shawn	102534	4/2/2012	Yes		4/2/2013
Blair	Terril	102573	4/2/2012	Yes		4/2/2013
Bigthumb	Thomas	102599	4/2/2012	Yes		4/2/2013
Binckley	Thomas	102616	4/2/2012	Yes		4/2/2013
Grana	Thomas	102603	4/2/2012	Yes	4/4/2013	4/4/2014
Hubbard	Virgil	102579	4/2/2012	Yes		4/2/2013
Ceballos	Walter	Hampton Tedder	4/2/2012	Yes		4/2/2013
Westover	Wyatt E.	102582	4/2/2012	Yes		4/2/2013
Gebreeresus	Yoseph	Hampton Tedder	4/2/2012	Yes		4/2/2013
Sanders	Aaron	Bechtel Corp	4/9/2012	Yes		4/9/2013
Martin	Almira	NRG	4/9/2012	Yes		4/9/2013
Conners	Billie Joe	102662	4/9/2012	Yes		4/9/2013
Kirkes	Brad	102643	4/9/2012	Yes		4/9/2013
Daugherty	Bryan	Bechtel 102658	4/9/2012	Yes		4/9/2013
Bogrick	Daniel	Bechtel	4/9/2012	Yes		4/9/2013
Pourciau	Danny	102655	4/9/2012	Yes		4/9/2013
Furniiss	Dave	102644	4/9/2012	Yes		4/9/2013
Colmenero	Dean	102671	4/9/2012	Yes		4/9/2013
Pers	Fransisco	Superior	4/9/2012	Yes		4/9/2013
Ramirez	Gilbert	102668	4/9/2012	Yes		4/9/2013
Pille	Greg	Electric Corp. of America	4/9/2012	Yes	4/4/2013	4/4/2014
Shaw	Jeremy	Bechtel	4/9/2012	Yes		4/9/2013
Koonce	Jeremy A.	Bechtel	4/9/2012	Yes		4/9/2013
Correa	Jim	102648	4/9/2012	Yes	4/4/2013	4/4/2014
Barton	Joe	FE Moran	4/9/2012	Yes	4/4/2013	4/4/2014
Meryn?	John	Bechtel	4/9/2012	Yes		4/9/2013
Stumpf	John	Az Gentech	4/9/2012	Yes		4/9/2013
Brown	Johnny	102650	4/9/2012	Yes		4/9/2013
Curiel	Juan	102656	4/9/2012	Yes		4/9/2013
Russell	Keith	Bechtel	4/9/2012	Yes		4/9/2013
Dalton	Kyle	102646	4/9/2012	Yes		4/9/2013
Carroll	Melvin	102602	4/9/2012	Yes		4/9/2013
McMahan	Michael	12657	4/9/2012	Yes	4/4/2013	4/4/2014
Romo	Nathan	102649	4/9/2012	Yes	7/18/2012	7/18/2013
Poljakov	Pavel	Bechtel 102234	4/9/2012	Yes		4/9/2013
Phillip	Peter	102665	4/9/2012	Yes		4/9/2013
Thorson	Rick	Bechtel	4/9/2012	Yes		4/9/2013
Ettleman	Robert	102666	4/9/2012	Yes		4/9/2013
Rodriguez	Ronald	Bechtel Corp	4/9/2012	Yes		4/9/2013
Raya	Ryan	Bechtel	4/9/2012	Yes		4/9/2013
Ledbetten	Scott	Bechtel	4/9/2012	Yes		4/9/2013
Yazzie	Shane	Bechtel 102663	4/9/2012	Yes		4/9/2013
Rexwinkel	Stephanie	102672	4/9/2012	Yes		4/9/2013
Michel	Stephen J.	bechtel	4/9/2012	Yes	4/4/2013	4/4/2014
Johnson	Steve	Superior	4/9/2012	Yes		4/9/2013
Kirkland	Steven	Bechtel 102651	4/9/2012	Yes		4/9/2013
Larkin	Steven	Bechtel	4/9/2012	Yes		4/9/2013
Mcdermed	Steven	Bechtel 10267	4/9/2012	Yes		4/9/2013
Voyles	Terry	102667	4/9/2012	Yes		4/9/2013
Little	Tim	Bechtel	4/9/2012	Yes		4/9/2013
McShane	Tim	102669	4/9/2012	Yes		4/9/2013

Roberts	Timothy	Bechtel 102652	4/9/2012	Yes		4/9/2013
Follick	Trevor	Bechtel	4/9/2012	Yes		4/9/2013
Bratkov	Vladimir	Bechtel 101316	4/9/2012	Yes		4/9/2013
Jaloul	Ali	Gregg Electric	4/16/2012	Yes		4/16/2013
Schultz	Andrea	102716	4/16/2012	Yes		4/16/2013
Peno	Arehano	SCI	4/16/2012	Yes		4/16/2013
Lee	Austin	Bechtel	4/16/2012	Yes		4/16/2013
Jeffries	Carl	102717	4/16/2012	Yes		4/16/2013
St. Pierre	Chris	Cushman	4/16/2012	Yes		4/16/2013
Howard	Clarence	Bechtel	4/16/2012	Yes		4/16/2013
Haney	Colby	102674	4/16/2012	Yes		4/16/2013
Cox	Dale	102700	4/16/2012	Yes		4/16/2013
Olsen	Dale R.	BSE	4/16/2012	Yes	4/18/2013	4/18/2014
Lee	Darrell	102702	4/16/2012	Yes		4/16/2013
Gloudeman	David	Gregg Electric	4/16/2012	Yes		4/16/2013
Vernon	Fred	102705	4/16/2012	Yes		4/16/2013
Cano	Hector	Bechtel	4/16/2012	Yes	4/4/2013	4/4/2014
Hernandez	Hector G.	Bechtel	4/16/2012	Yes		4/16/2013
Chavez	Henry	Bechtel	4/16/2012	Yes		4/16/2013
Desibeck	Jacob	102689	4/16/2012	Yes		4/16/2013
Hamilton	Jeffrey	102703	4/16/2012	Yes		4/16/2013
Partin	Jeffrey	Bechtel	4/16/2012	Yes		4/16/2013
Atwood	Jerry	102714	4/16/2012	Yes		4/16/2013
Rodriguez	Jesse	102699	4/16/2012	Yes		4/16/2013
Mullins	Jim L.	none	4/16/2012	Yes		4/16/2013
McGraw	John	102698	4/16/2012	Yes		4/16/2013
Hernandez	Jonathan	none	4/16/2012	Yes		4/16/2013
Williams	Joseph	NRG	4/16/2012	Yes		4/16/2013
Bonner	Justin W.	102706	4/16/2012	Yes		4/16/2013
Brown	Kirby	Cashman Equipment	4/16/2012	Yes		4/16/2013
Cigainero	Len	NRG	4/16/2012	Yes	6/6/2013	6/6/2014
Holness	Michael	Bechtel	4/16/2012	Yes		4/16/2013
OBryan	Michael	102600	4/16/2012	Yes		4/16/2013
Smith	Mike	Bechtel	4/16/2012	Yes		4/16/2013
Woods	Nathan	102691/102619	4/16/2012	Yes	4/4/2013	4/4/2014
Jackson	Neil B.	102696	4/16/2012	Yes		4/16/2013
Paez	Pablo	172604	4/16/2012	Yes	4/11/2013	4/11/2014
Pooler	Patrick	102690	4/16/2012	Yes		4/16/2013
Altman	Richard	Bechtle	4/16/2012	Yes		4/16/2013
Napiorski	Richard	Gregg Electric	4/16/2012	Yes		4/16/2013
Buma	Robert	102707	4/16/2012	Yes		4/16/2013
Castillo	Robert	Fullmer	4/16/2012	Yes		4/16/2013
DeClue	Ronald	Gregg Electric	4/16/2012	Yes		4/16/2013
Mondragon	Rufino	Fullmer	4/16/2012	Yes		4/16/2013
Shosted	Steve	Bechtel	4/16/2012	Yes		4/16/2013
Sinha	Swapan	173700	4/16/2012	Yes		4/16/2013
Rolfson	Taylor	102701	4/16/2012	Yes		4/16/2013
Bell	Thomas D.	Bechtel	4/16/2012	Yes		4/16/2013
Knollhuff	Timothy S.	102704	4/16/2012	Yes		4/16/2013
Bray	Twana Jill	Bechtel	4/16/2012	Yes	4/11/2013	4/11/2014
Garcia	Victor Gomez	SCI	4/16/2012	Yes		4/16/2013
Scott	Alex	Bechtel 102740	4/23/2012	Yes		4/23/2013
Jansen	Andreas	PF 102760	4/23/2012	Yes		4/23/2013

Kline	Anthony	Bright Source	4/23/2012	Yes	4/4/2013	4/4/2014
Sulla	Anthony	Bechtel 102780	4/23/2012	Yes		4/23/2013
Holmes	Antwoine	Bechtel 102777	4/23/2012	Yes		4/23/2013
Barnard	Brian	Goedecke	4/23/2012	Yes		4/23/2013
Medlin	Chris	Bechtel 102784	4/23/2012	Yes		4/23/2013
Pogorzelski	Chris	Bechtel 102754	4/23/2012	Yes		4/23/2013
Josley	Christopher	Bechtel 102739	4/23/2012	Yes		4/23/2013
Martinez	Cisco	Goedecke	4/23/2012	Yes		4/23/2013
Ostrander	Cliff	NRG	4/23/2012	Yes		4/23/2013
Masters	Cole	NRG	4/23/2012	Yes		4/23/2013
Hebert	Dalton	Bechtel	4/23/2012	Yes		4/23/2013
Blake	Daniel	Bechtel 102753	4/23/2012	Yes		4/23/2013
Beck	Daryl	Fullmer	4/23/2012	Yes		4/23/2013
Cox	David	Bechtel	4/23/2012	Yes		4/23/2013
Farried	David	NRG	4/23/2012	Yes		4/23/2013
Sarver	Donald Jr	Bechtel 102785	4/23/2012	Yes		4/23/2013
Long	Edward	Bechtel	4/23/2012	Yes		4/23/2013
Mendoza	Edwin	Behctel 102751	4/23/2012	Yes		4/23/2013
Engelhart	Eric	Bechtel	4/23/2012	Yes		4/23/2013
Newsom	Everett	Bechtel 102791	4/23/2012	Yes		4/23/2013
Bejines	Frank	Bechtel	4/23/2012	Yes		4/23/2013
Villa	Frank H	Bechtel 102779	4/23/2012	Yes		4/23/2013
Rink	Glenn	self/SP	4/23/2012	Yes		4/23/2013
Hill	Guy	Bechtel 102761	4/23/2012	Yes		4/23/2013
Rivas	Henry	Bechtel 102778	4/23/2012	Yes		4/23/2013
Treadwell	James	NRG	4/23/2012	Yes		4/23/2013
Brosius	Jason	102769	4/23/2012	Yes		4/23/2013
Chancellor	Jason	Bechtel 102748	4/23/2012	Yes		4/23/2013
Westerberg	Jason	Hydratight	4/23/2012	Yes		4/23/2013
Bentley	Jim	Bechtel 102768	4/23/2012	Yes		4/23/2013
Mathers	John	Crown fence	4/23/2012	Yes		4/23/2013
Wood	John M.	Bechtel	4/23/2012	Yes		4/23/2013
Haines	Josh	Bechtel 102781	4/23/2012	Yes		4/23/2013
Baker	Marc	self/SP	4/23/2012	Yes		4/23/2013
Flores	Mark S.	Bechtel	4/23/2012	Yes		4/23/2013
Johansen	Marty	Bechtel 102776	4/23/2012	Yes		4/23/2013
Barrerra	Marvin	PF102758	4/23/2012	Yes		4/23/2013
Garrett	Maurice	Bechtel 102756	4/23/2012	Yes		4/23/2013
Bennett	Michael	Bechtel 102783	4/23/2012	Yes		4/23/2013
Stuart	Michael	Custom arc	4/23/2012	Yes		4/23/2013
Cloud Hughes	Michelle	Self	4/23/2012	Yes		4/23/2013
McGehee	Mike	Elemental Energy	4/23/2012	Yes		4/23/2013
Singh	Okar	CH2Mhill/CBC	4/23/2012	Yes		4/23/2013
Robinson	Orlando	Bechtel 102786	4/23/2012	Yes		4/23/2013
Kincaid	Patrick	NRG	4/23/2012	Yes		4/23/2013
Wright	Patrick	Goedecke	4/23/2012	Yes		4/23/2013
McLuckie	Paul	Bechtel 102790	4/23/2012	Yes		4/23/2013
Mull	Paul	Bechtel 102762	4/23/2012	Yes		4/23/2013
Eddington	Ray	Bechtel 102775	4/23/2012	Yes		4/23/2013
Kruczynski	Rick	102766	4/23/2012	Yes		4/23/2013
Velasquez	Rick	Bechtel	4/23/2012	Yes		4/23/2013
Wolfgang	Rick	Bechtel Home Office	4/23/2012	Yes		4/23/2013
Mariani	Roy	Bechtel	4/23/2012	Yes		4/23/2013

Dee	Roy G,	Bechtel	4/23/2012	Yes		4/23/2013
Delgado	Salvador	Bechtel 102757	4/23/2012	Yes		4/23/2013
Ewing	Stephan	Bechtel 102774	4/23/2012	Yes		4/23/2013
William	Steve	Bechtel 102749	4/23/2012	Yes		4/23/2013
Walker	Tarite	Bechtel102772	4/23/2012	Yes		4/23/2013
Walter	Terry	Goedecke	4/23/2012	Yes		4/23/2013
Delcoure	Thomas	Bechtel 102792	4/23/2012	Yes	4/4/2013	4/4/2014
Bonham	Timothy	Bechtel	4/23/2012	Yes		4/23/2013
Johnson	Troy D.	Bechtel	4/23/2012	Yes		4/23/2013
Flaathen	William	Bechtel 102755	4/23/2012	Yes		4/23/2013
Thomson	William	CLYDE UNION	4/23/2012	Yes		4/23/2013
Drotenko	Aleksey	Bechtel	4/30/2012	Yes		4/30/2013
Torres	Alexander	Bechtel 102828	4/30/2012	Yes		4/30/2013
Briggs	Anthony	Behctel	4/30/2012	Yes		4/30/2013
Helmers	Austin	Elemental Energy	4/30/2012	Yes		4/30/2013
Kienenberger	Brian	Behctel 102842	4/30/2012	Yes		4/30/2013
Welker	Brian	Bechtel 102831	4/30/2012	Yes		4/30/2013
Bocage	Carl	Behctel	4/30/2012	Yes		4/30/2013
Cernates	Cesar	Bechtel 102820	4/30/2012	Yes		4/30/2013
Byrd	Charles W.	Bechtel 102827	4/30/2012	Yes		4/30/2013
Roper	Chris	Custom arc	4/30/2012	Yes		4/30/2013
Gordon	Conrad	Bechtel	4/30/2012	Yes		4/30/2013
Morgan	Conrad	Bechtel 102819	4/30/2012	Yes		4/30/2013
Manygoats	Danielle	Bechtel	4/30/2012	Yes		4/30/2013
Babcock	Darin	107848	4/30/2012	Yes		4/30/2013
Cole	David	Fullmen	4/30/2012	Yes		4/30/2013
Figuereo	David	Bechtel 102839	4/30/2012	Yes		4/30/2013
Lilly	David	Bechtel	4/30/2012	Yes		4/30/2013
Hudson	Delam	Elemental Energy	4/30/2012	Yes		4/30/2013
Ackerman	Douglas	Elemental Energy	4/30/2012	Yes		4/30/2013
Delagarza	Eugene J,	Bechtel	4/30/2012	Yes		4/30/2013
Pino	Freddel	Elemental Energy	4/30/2012	Yes		4/30/2013
Velasco	Gerlad	Bechtel/ 102787	4/30/2012	Yes		4/30/2013
Anderson	Homer	Bechtel	4/30/2012	Yes	4/11/2013	4/11/2014
Llamas	Ignacio	Bechtel 102829	4/30/2012	Yes		4/30/2013
Moody	Jake	Bechtel	4/30/2012	Yes		4/30/2013
Zakosky	James	bechtel	4/30/2012	Yes		4/30/2013
Culkin	Jason	Bechtel	4/30/2012	Yes		4/30/2013
Ward	Jody	Bechtel	4/30/2012	Yes		4/30/2013
Fowlkes	John	102844	4/30/2012	Yes		4/30/2013
Watson	John	Behctel 101399	4/30/2012	Yes		4/30/2013
Westbrook	John	Custom arc	4/30/2012	Yes		4/30/2013
Clemens	Joseph	Custom arc	4/30/2012	Yes		4/30/2013
Averman	Keith	Bechtel	4/30/2012	Yes		4/30/2013
Hundshoe	Keith	Custom arc	4/30/2012	Yes		4/30/2013
Heggie	Kevin	Bechtel	4/30/2012	Yes		4/30/2013
Pavliscak	Laura	SELF-EMPLOYED	4/30/2012	Yes	9/21/2013	9/21/2014
Burkhart	Lisa	Bechtel/Talescend	4/30/2012	Yes	4/4/2013	4/4/2014
Marvel	Marco	Bechtel 102852	4/30/2012	Yes		4/30/2013
Centero	Marcos	Bechtel	4/30/2012	Yes		4/30/2013
Tejido	Melchor	Elemental Energy	4/30/2012	Yes		4/30/2013
Snyder	Michael	Bureau Veritas	4/30/2012	Yes	1/31/2013	1/31/2014
Mataroui	Mike	Bechtel	4/30/2012	Yes		4/30/2013

Peretti	Mike	102847	4/30/2012	Yes		4/30/2013
Keparaov	Mikhail	Bechtel	4/30/2012	Yes		4/30/2013
Yamar	Mohamad	Elemetal Energy	4/30/2012	Yes		4/30/2013
Aumann	Patrick	Elemental Energy	4/30/2012	Yes		4/30/2013
Nelson	Peter	Elemental Energy	4/30/2012	Yes		4/30/2013
Villegas	Randy	102826	4/30/2012	Yes		4/30/2013
Lacap	Reynaldo	Bechtel	4/30/2012	Yes		4/30/2013
Blackman	Richard	NRG	4/30/2012	Yes		4/30/2013
Boan	Ricky	Custom arc	4/30/2012	Yes		4/30/2013
Bergan	Robert	102837	4/30/2012	Yes		4/30/2013
Smith	Robert	102845	4/30/2012	Yes		4/30/2013
Haller	Roger	Bechtel	4/30/2012	Yes		4/30/2013
Fuaijo	Samuel D.	Bechtel	4/30/2012	Yes		4/30/2013
Bryson	Sarah	Bechtel	4/30/2012	Yes		4/30/2013
Babu	Shankara	NRG	4/30/2012	Yes		4/30/2013
Fox	Steven	Bechtel 102841	4/30/2012	Yes		4/30/2013
Wilcox	Tamerin	Bechtel	4/30/2012	Yes	4/11/2013	4/11/2014
Marcum	Terry	Bechtel	4/30/2012	Yes		4/30/2013
Hansen	Thomas	Elemental Energy	4/30/2012	Yes		4/30/2013
Lozano	Victor	Bechtel/ 102851	4/30/2012	Yes		4/30/2013
Lituinenkp	Yuri Y.	102812	4/30/2012	Yes		4/30/2013
VILLEGAS	ALONZO	BECHTEL	5/2/2012	Yes		5/2/2013
MERLO	BRETT	BECHTEL	5/2/2012	Yes		5/2/2013
MILIAN	CARLOS A.	BECHTEL	5/2/2012	Yes		5/2/2013
CERVANTES	CEASAR	BECHTEL	5/2/2012	Yes		5/2/2013
CASPER	CHARLES	BECHTEL	5/2/2012	Yes		5/2/2013
RICH	CHARLES	BECHTEL	5/2/2012	Yes		5/2/2013
Garrett	DAVE	BECHTEL	5/2/2012	Yes		5/2/2013
BROWN	DAVID	BECHTEL	5/2/2012	Yes		5/2/2013
COLEMAN	DERRICK	BECHTEL	5/2/2012	Yes		5/2/2013
RAMIREZ	ESTEBAN	BECHTEL	5/2/2012	Yes		5/2/2013
FELIX	FRANKLIN	BECHTEL	5/2/2012	Yes		5/2/2013
BRONOWICZ	Freddel	BECHTEL	5/2/2012	Yes		5/2/2013
MURILLO	HELIOS	BECHTEL	5/2/2012	Yes		5/2/2013
LLAMAS	IGNACIO	BECHTEL	5/2/2012	Yes		5/2/2013
ANDERSON	JAMES	BECHTEL	5/2/2012	Yes		5/2/2013
ROERTSON	JOE	BECHTEL	5/2/2012	Yes		5/2/2013
MORGAN	JOHN	BECHTEL	5/2/2012	Yes		5/2/2013
CAGIN	JUNIOR	BECHTEL	5/2/2012	Yes	7/26/2012	7/26/2013
MIRANDA	LUIS	BECHTEL	5/2/2012	Yes		5/2/2013
GARCIA	MARCOS	BECHTEL	5/2/2012	Yes		5/2/2013
THOMAS	MAURICE	BECHTEL	5/2/2012	Yes		5/2/2013
DERELY	Mike	BECHTEL	5/2/2012	Yes		5/2/2013
WILLIAMS	PRENTICE	BECHTEL	5/2/2012	Yes		5/2/2013
SMITH	RAY	BECHTEL	5/2/2012	Yes		5/2/2013
MURILLO	RICHARD	BECHTEL	5/2/2012	Yes		5/2/2013
OLSEN	ROBERT	BECHTEL	5/2/2012	Yes		5/2/2013
SACAY	ROLANDO	BECHTEL	5/2/2012	Yes		5/2/2013
BLAKE	RUSSELL	BECHTEL	5/2/2012	Yes		5/2/2013
VOGEL	TOM	BECHTEL	5/2/2012	Yes		5/2/2013
PEREZ	TYLER	BECHTEL	5/2/2012	Yes		5/2/2013
GANEZ	ALFONSO	BECHTEL	5/7/2012	Yes		5/7/2013
COSSIO	ANDREW	BECHTEL	5/7/2012	Yes		5/7/2013

SAUEREDA	ANGELICA	UCDAVIS/BMP ECOSCI	5/7/2012	Yes		5/7/2013
LEMUS	AREL S.	BECHTEL	5/7/2012	Yes		5/7/2013
CT VAND.....	bechtel		5/7/2012	Yes		5/7/2013
THOMAS	BRAD	VORTEX	5/7/2012	Yes		5/7/2013
CJERDWIG	CALE	102901	5/7/2012	Yes		5/7/2013
HARRIS	CALVIN	BECHTEL	5/7/2012	Yes		5/7/2013
FILBURN	CHRIS	102921	5/7/2012	Yes		5/7/2013
LUPER	Darrell	NRG	5/7/2012	Yes		5/7/2013
BRADLEY	DAVID	BECHTEL	5/7/2012	Yes		5/7/2013
BRANNEN	DAVID	SO CAL EDISON	5/7/2012	Yes		5/7/2013
KIRKMAN	DAVID	163556	5/7/2012	Yes		5/7/2013
AGIL	DEMETRIUS	BECHTEL	5/7/2012	Yes		5/7/2013
MARAGLIA	DREW	UCDAVIS/BMP ECOSCI	5/7/2012	Yes	4/17/2013	4/17/2014
MAJORGA	EMILIANO	BECHTEL	5/7/2012	Yes		5/7/2013
PITTS	ERIC	CUSTOM ARC	5/7/2012	Yes		5/7/2013
REED	ERIC	BECHTEL	5/7/2012	Yes		5/7/2013
LINDSAY	FDAVID	BECHTEL	5/7/2012	Yes		5/7/2013
QUEZADA	FERNANDO	CUSTOM ARK	5/7/2012	Yes		5/7/2013
MONTEJANO	GEORGE	102913	5/7/2012	Yes		5/7/2013
KEEL	GREGORY	BECHTEL	5/7/2012	Yes		5/7/2013
KERBS	GREGORY	BECHTEL	5/7/2012	Yes		5/7/2013
GUTIERREZ	IRVING DIAZ	BECHTEL	5/7/2012	Yes		5/7/2013
KING	JAMES	BECHTEL	5/7/2012	Yes		5/7/2013
WILLIS	JEREMY	BECHTEL	5/7/2012	Yes		5/7/2013
EDWARDS	JIM	BRIGHT SOURCE	5/7/2012	Yes		5/7/2013
SHELL	JIM	BECHTEL	5/7/2012	Yes		5/7/2013
BORJA	Joseph	2929	5/7/2012	Yes		5/7/2013
THOMAS	JOSEPH	BECHTEL	5/7/2012	Yes		5/7/2013
DAVIS	JOSEPH JR	BECHTEL	5/7/2012	Yes		5/7/2013
FAGA	JOSEPH S.	BECHTEL	5/7/2012	Yes		5/7/2013
BYRD	JOSH	CUSTOMARC	5/7/2012	Yes		5/7/2013
CREAN	JUNIOR	BECHTEL	5/7/2012	Yes		5/7/2013
GIFFORD	KELLY	BECHTEL	5/7/2012	Yes		5/7/2013
FAKLEY	KEVIN	SCE	5/7/2012	Yes		5/7/2013
MALTES	KRISTOPHER	102905	5/7/2012	Yes		5/7/2013
GONZALES	LESTER	CUSTOM ARK	5/7/2012	Yes		5/7/2013
SALAZAN	MANUEL	BECHTEL	5/7/2012	Yes		5/7/2013
HAASE	MARILYN	BECHTEL	5/7/2012	Yes		5/7/2013
FIONELLO	MARK	VORTEX	5/7/2012	Yes		5/7/2013
VICTORINO	MARK K.	BECHTEL	5/7/2012	Yes		5/7/2013
WENDEROTT	Mike	BECHTEL	5/7/2012	Yes		5/7/2013
SCHCTID	NICK	FULLMER	5/7/2012	Yes		5/7/2013
RMOS	NICOLAS	BECHTEL	5/7/2012	Yes		5/7/2013
COOLEY	ROGER	BECHTEL	5/7/2012	Yes		5/7/2013
CUOSS	ROGER	102934	5/7/2012	Yes		5/7/2013
GONZALES	RUDY	BECHTEL	5/7/2012	Yes		5/7/2013
GALEANO	SALVADORE	BECHTEL	5/7/2012	Yes		5/7/2013
MALESKY	SAM	BECHTEL	5/7/2012	Yes		5/7/2013
BROOKLAND	SAPIR	BECHTEL	5/7/2012	Yes		5/7/2013
BURNS	SHANE	SCE	5/7/2012	Yes		5/7/2013
SEGORIA	Stephen J.	BECHTEL	5/7/2012	Yes		5/7/2013
VALENTA	STEVEN	BECHTEL	5/7/2012	Yes		5/7/2013
BROWN	TODD	FILLITER	5/7/2012	Yes		5/7/2013

EMERSON	ALAN	ELEMENTAL ENERGY	5/9/2012	Yes		5/9/2013
GOODYEAR	ALEX	102970	5/9/2012	Yes		5/9/2013
RAMIREZ	ANDREW	102966	5/9/2012	Yes		5/9/2013
SHEA	BILL	BECHTEL	5/9/2012	Yes		5/9/2013
BARNETT	BRYAN	ELEMENTAL ENERGY	5/9/2012	Yes		5/9/2013
MORALES	CARLOS A.	102962	5/9/2012	Yes		5/9/2013
MORALES	CARLOS A.	102962	5/9/2012	Yes		5/9/2013
GILWOOD	DANA	ELEMENTAL ENERGY	5/9/2012	Yes		5/9/2013
CERVANTES	DANIE;L	102964	5/9/2012	Yes		5/9/2013
MCCRAW	DANIEL	102959	5/9/2012	Yes		5/9/2013
CRUTCHFIELD	DARRY;L	102960	5/9/2012	Yes		5/9/2013
COPELAND	DAVID	10295	5/9/2012	Yes		5/9/2013
MARTINEZ	DOMINICK	102952	5/9/2012	Yes		5/9/2013
ROBERTS	DOYLE	178453	5/9/2012	Yes		5/9/2013
ROBERTS	DOYLE	178453	5/9/2012	Yes		5/9/2013
LASKEY	DUSTIN	102958	5/9/2012	Yes		5/9/2013
MIRANDU	GUSTAVO	102972	5/9/2012	Yes		5/9/2013
ORPICIA	JAMES R.	102971	5/9/2012	Yes		5/9/2013
PERKINS	JEREMY	102967	5/9/2012	Yes		5/9/2013
BOYLE	JOHN S.	102954	5/9/2012	Yes		5/9/2013
MCGEE	KEVIN	ELEMENTAL ENERGY	5/9/2012	Yes		5/9/2013
AVILES	OSCAR	102956	5/9/2012	Yes		5/9/2013
CHRISTMAN	RICHARD	102965	5/9/2012	Yes		5/9/2013
VERDOBO	RICHARD	ELEMENTAL ENERGY	5/9/2012	Yes		5/9/2013
REYES	ROBERT	ELEMENTAL ENERGY	5/9/2012	Yes		5/9/2013
WATKINS	ROBERT	BECHTEL-102969	5/9/2012	Yes		5/9/2013
RABAGO	ROBERT/SAM	FAR WESTINSURANCE	5/9/2012	Yes	7/11/2013	7/11/2014
GONZALES	RONNY	102968	5/9/2012	Yes		5/9/2013
ROSALES	SAUL	102961	5/9/2012	Yes		5/9/2013
PITZEK	STEFAN	ELEMENTAL ENERGY	5/9/2012	Yes		5/9/2013
SMITH	STEPHAN	102963	5/9/2012	Yes		5/9/2013
THOMPSON	TODD	102957	5/9/2012	Yes		5/9/2013
TOVAR	VICENTE MOREN	102953	5/9/2012	Yes		5/9/2013
MAY	WAYNE	FAR WESTINSURANCE	5/9/2012	Yes		5/9/2013
DAVIS	WILLIAM R.	FAR WESTINSURANCE	5/9/2012	Yes		5/9/2013
SALAS	ADRIAN	103006	5/14/2012	Yes		5/14/2013
RIVERA	ALBERT JAMES	102986	5/14/2012	Yes		5/14/2013
PRADO	ALEJANDRO	ADKAN ENG	5/14/2012	Yes		5/14/2013
VAN GERWIN	ANDREW	103000	5/14/2012	Yes		5/14/2013
PECK	AUSTIN	103008	5/14/2012	Yes		5/14/2013
COCHRAN	BRAD	103031 NRG	5/14/2012	Yes		5/14/2013
STEPHENSON	BRIAN	103011	5/14/2012	Yes		5/14/2013
DANIEL	CHARLES D.	103003	5/14/2012	Yes		5/14/2013
JORGENSEN	CHRIS	103012	5/14/2012	Yes		5/14/2013
VAN HOESEN	DANIEL	SCHECK TECH	5/14/2012	Yes		5/14/2013
DENOVICH	DAVE	102987	5/14/2012	Yes		5/14/2013
ALVAREZ	EDUARDO	103004	5/14/2012	Yes		5/14/2013
SMITH	ERIC	102989	5/14/2012	Yes		5/14/2013
LEWIS	FITZGERALD R.	103018	5/14/2012	Yes		5/14/2013
BEALS	FRANK	102935	5/14/2012	Yes		5/14/2013
SAWVELL	GABRIEL	102983	5/14/2012	Yes		5/14/2013
CADOGAN	GLEN	102999	5/14/2012	Yes		5/14/2013
COOPER	HUSH	102991	5/14/2012	Yes		5/14/2013

CANO	J. MANUEL	103020	5/14/2012	Yes		5/14/2013
MERIDETH	JACOB	102993	5/14/2012	Yes		5/14/2013
DENHAM	JASON	103002	5/14/2012	Yes		5/14/2013
YOUNG	JASON	102541	5/14/2012	Yes		5/14/2013
WATERMAN	JESSE	ADKAN ENG	5/14/2012	Yes		5/14/2013
GREENWALD	JOHN	102984	5/14/2012	Yes		5/14/2013
PRICE	JOSEPH	MISTRAS GROUP	5/14/2012	Yes	6/6/2013	6/6/2014
VOYER	JOSEPH	102988	5/14/2012	Yes		5/14/2013
VERMILYP	JOSEPH L.	103203	5/14/2012	Yes		5/14/2013
GORTCHEK	KENNETH	103022	5/14/2012	Yes		5/14/2013
PENNINGTON	KEVIN	103019	5/14/2012	Yes		5/14/2013
CITRON	LAUREN A.	103005	5/14/2012	Yes		5/14/2013
RADIZUNER	LEE	102998	5/14/2012	Yes		5/14/2013
BRETCHER	LEONARD J.	973760	5/14/2012	Yes		5/14/2013
KELLY	LOGAN	103016	5/14/2012	Yes		5/14/2013
JOSEPH	MAGNUS	102997	5/14/2012	Yes		5/14/2013
AGUAYO	MANUEL	103029	5/14/2012	Yes		5/14/2013
ROBLES	MANUEL R.	103001	5/14/2012	Yes		5/14/2013
BALDUS	MARK	103010	5/14/2012	Yes		5/14/2013
BEGAYE	MESSAIAN	103014	5/14/2012	Yes		5/14/2013
ARENDS	MICHAEL	SCHECK TECH	5/14/2012	Yes		5/14/2013
BRIGGS	MICHAEL	103027	5/14/2012	Yes		5/14/2013
SALGEAR	MICKEY	TRIUMPH PAINTING	5/14/2012	Yes		5/14/2013
CLY	NOLAND	103025	5/14/2012	Yes		5/14/2013
SANTOS	OSCAR	102996	5/14/2012	Yes		5/14/2013
KUNJACHAN	RAJU	102990	5/14/2012	Yes		5/14/2013
RIOS	RAMEN LOPEZ	102980	5/14/2012	Yes		5/14/2013
YOUNG	RANDY E.	227875	5/14/2012	Yes		5/14/2013
GRANGER	RAPHAEL	102995	5/14/2012	Yes		5/14/2013
AIRANDI	RICK	102997	5/14/2012	Yes		5/14/2013
OBESO	RODOLFO	103026	5/14/2012	Yes		5/14/2013
MEJA	RUDY	103028	5/14/2012	Yes		5/14/2013
MICHAELIS	RYAN	103015	5/14/2012	Yes		5/14/2013
ALVAREZ	SEBASTIAN	103017	5/14/2012	Yes		5/14/2013
POWELL	SHAWN	103007	5/14/2012	Yes		5/14/2013
HOWARD	STEPHEN ROB	SCHECK TECH	5/14/2012	Yes		5/14/2013
RODULFO	SYDNEY J	10299	5/14/2012	Yes		5/14/2013
BAIRD	TOIMOTHY	102907	5/14/2012	Yes		5/14/2013
MASON	TRAVIS	103024	5/14/2012	Yes		5/14/2013
WESTMORELAND	TRAVIS	TRIUMPH PAINTING	5/14/2012	Yes		5/14/2013
SZLAY	TZVI	BSII	5/14/2012	Yes		5/14/2013
CORDOVA	WALY	102988	5/14/2012	Yes		5/14/2013
HERN	WILLIAM	103030	5/14/2012	Yes		5/14/2013
POPE	WILLIAM D. SR.	103009	5/14/2012	Yes		5/14/2013
RONHOLF	AAGE	BECHTEL	5/16/2012	Yes		5/16/2013
JAMES	ANTHONY	103044	5/16/2012	Yes		5/16/2013
LAPIN	APOUNARIO B.	BLANK	5/16/2012	Yes		5/16/2013
DONOHUE	BRIAN M.	103047	5/16/2012	Yes		5/16/2013
MAROTTA	CHARLES	BECHTEL	5/16/2012	Yes		5/16/2013
LEES	DAVID	BLANK	5/16/2012	Yes	9/20/2012	9/20/2013
CLEMONS	DAVID K.	BECHTEL	5/16/2012	Yes		5/16/2013
REYES	ELIHU	103055	5/16/2012	Yes		5/16/2013
HERNANDEZ	ENOCH	103083	5/16/2012	Yes		5/16/2013

IGANEZ	ENRIQUE	103052	5/16/2012	Yes		5/16/2013
JAIMES	FERNANDO	BECHTEL	5/16/2012	Yes		5/16/2013
PAXTON	FRED	BECHTEL	5/16/2012	Yes		5/16/2013
SALVATIERRA	FREDDY	103060	5/16/2012	Yes		5/16/2013
RAMIREZ	GERBER	103049	5/16/2012	Yes		5/16/2013
RIVERA	HENRI M.	103048	5/16/2012	Yes		5/16/2013
HERNANDEZ	JAHAZIEL	103088	5/16/2012	Yes		5/16/2013
HARNED	JAMES	EL 103066	5/16/2012	Yes		5/16/2013
JEWELL	JAMES	103054	5/16/2012	Yes		5/16/2013
SHORT	JAMES	103063	5/16/2012	Yes		5/16/2013
PIERCE	JEFF	103086	5/16/2012	Yes		5/16/2013
CERNA	JESUS m.	BECHTEL	5/16/2012	Yes		5/16/2013
PROSISC	JOHN	103045	5/16/2012	Yes		5/16/2013
COSIO	JOSE	103040	5/16/2012	Yes		5/16/2013
PAGAN	JOSE	103081	5/16/2012	Yes		5/16/2013
BURNS	JOSHUA .J.	103072	5/16/2012	Yes		5/16/2013
CLEMENTINO	JOSHUA .J.	103064	5/16/2012	Yes		5/16/2013
FLORES	JOSHUA .J.	103046	5/16/2012	Yes		5/16/2013
PEREZ	JUAN M.	103050	5/16/2012	Yes		5/16/2013
TUNMAN	KARL	103058	5/16/2012	Yes		5/16/2013
CINOTTO	MARK	103071	5/16/2012	Yes		5/16/2013
HOWARD	MARK D.	BECHTEL	5/16/2012	Yes		5/16/2013
CERVANTES	MARTIN	103077	5/16/2012	Yes		5/16/2013
ROSE	MICHAEL L.	103061	5/16/2012	Yes		5/16/2013
MCDOWELL	MICHELLE S.	BECHTEL	5/16/2012	Yes		5/16/2013
TALBOTT	Mike	103067	5/16/2012	Yes		5/16/2013
PLASCENSIA	MISAEL	103062	5/16/2012	Yes		5/16/2013
ROOME	PETER	103065	5/16/2012	Yes		5/16/2013
CORNEGO	RACHEL	103059	5/16/2012	Yes		5/16/2013
RICHARDS	RANDALL C.	103079	5/16/2012	Yes		5/16/2013
RABAGO	RAYMOND	103042	5/16/2012	Yes		5/16/2013
MONROE	ROBERT	BLANK	5/16/2012	Yes		5/16/2013
RICHARDSON	ROBERT	103073	5/16/2012	Yes		5/16/2013
CURETAN	RONALD	103056	5/16/2012	Yes		5/16/2013
GRUBBS	SHAWN	103078	5/16/2012	Yes		5/16/2013
MERIDETH	SY	BECHTEL/103084	5/16/2012	Yes		5/16/2013
EVANS	WILLIAM	103068	5/16/2012	Yes		5/16/2013
SCHULTZ	AARON	10311	5/21/2012	Yes		5/21/2013
RODRIGUEZ	ALEJANDRO	JMC	5/21/2012	Yes		5/21/2013
KHOCHAFIAN	ALEX	158254	5/21/2012	Yes		5/21/2013
LISTER	ANDREW	BECHTEL	5/21/2012	Yes	5/9/2013	5/9/2014
VILLEGAS	ART	103080	5/21/2012	Yes		5/21/2013
MARTINEZ	AUGUSTIN	103097	5/21/2012	Yes		5/21/2013
PORTER	AUGUSTUS	103110	5/21/2012	Yes		5/21/2013
HUNTER	BRIAN	1030105	5/21/2012	Yes		5/21/2013
YBARRA	CELEDANO	103104	5/21/2012	Yes		5/21/2013
MAVIS	CHANCE	SUPERIOR/FULLER	5/21/2012	Yes		5/21/2013
PINZ	CHARLES	EL 103126	5/21/2012	Yes		5/21/2013
BRADLEY	CHARLES D.	101548	5/21/2012	Yes		5/21/2013
MONTALVO	CHERYL	NRG	5/21/2012	Yes		5/21/2013
MITCHELL	CHRIS	103102	5/21/2012	Yes		5/21/2013
JOBE	CHRISTOPHER R	BM 103092	5/21/2012	Yes		5/21/2013
DUENER	CODY	SUPERIOR WAA SYSYTEM	5/21/2012	Yes		5/21/2013

TOBIAS	DAN	103099	5/21/2012	Yes		5/21/2013
THOMAS	DANNY	103112	5/21/2012	Yes		5/21/2013
CAVENDER	DAVE	103108	5/21/2012	Yes		5/21/2013
WASSE	DAVID	PF 103132	5/21/2012	Yes		5/21/2013
CERDA	EDWARD	EL 103096	5/21/2012	Yes		5/21/2013
REYES	ERNESTO	103121	5/21/2012	Yes		5/21/2013
HERNANDEZ	FRANSISCO	103124	5/21/2012	Yes		5/21/2013
TURRUHARTES	FRANSISCO	ELEMENTAL ENERGY	5/21/2012	Yes		5/21/2013
DAVIS	GARY	HAMPTON TEDDER	5/21/2012	Yes		5/21/2013
EGUROLLA	GILBERTO	103129	5/21/2012	Yes		5/21/2013
TERLEP	GREGORY	103098	5/21/2012	Yes		5/21/2013
ROA	HARTMAN	103106	5/21/2012	Yes		5/21/2013
FRY	JAMES	NATIONAL CONSTRUCTION	5/21/2012	Yes		5/21/2013
FERRARA	JEFF	ELEMENTAL ENERGY	5/21/2012	Yes		5/21/2013
CLARK	JIM	NRG	5/21/2012	Yes		5/21/2013
FRYOR	JIM	CUSTOM ARC	5/21/2012	Yes		5/21/2013
HALL	JOE	NRG	5/21/2012	Yes		5/21/2013
FURPHY	JOHN	HAMPTON TEDDER	5/21/2012	Yes		5/21/2013
KENNEDY	JOHN	CLON DIKE	5/21/2012	Yes		5/21/2013
LUNDY	JOHN	KLONDYKE	5/21/2012	Yes		5/21/2013
SANCHEZ	JOHN PAUL	NRG	5/21/2012	Yes	5/9/2013	5/9/2014
ANDERSON	JONATHAN	103095	5/21/2012	Yes		5/21/2013
BOYZO	JORGE	103116	5/21/2012	Yes		5/21/2013
LOPEZ	JOSE A	SUPERIOR WALL SYSYTE,	5/21/2012	Yes		5/21/2013
T'NEROUX	JOYCE	NRG	5/21/2012	Yes	6/6/2013	6/6/2014
LOPEZ	JUAN A	103091	5/21/2012	Yes		5/21/2013
LANFORD	JUSTIN	103108	5/21/2012	Yes		5/21/2013
MARCIONE	KEITH	103122	5/21/2012	Yes		5/21/2013
MCINTOSH	KENNEDY	NRG	5/21/2012	Yes		5/21/2013
KLINGER	KENNETH	103101	5/21/2012	Yes		5/21/2013
DONOHUE	KEVIN	NRG	5/21/2012	Yes		5/21/2013
PIERCE	KEVIN	103115	5/21/2012	Yes		5/21/2013
HACKER	LANCE	103114	5/21/2012	Yes		5/21/2013
BLOUNT	LISA L.	BECHTEL	5/21/2012	Yes	5/9/2013	5/9/2014
SULLIVAN	LOVELLE	103128	5/21/2012	Yes		5/21/2013
HARPER	MARK	PF103119	5/21/2012	Yes		5/21/2013
AMAN	MATT	NRG	5/21/2012	Yes		5/21/2013
ALVAREZ	MIGUEL	108123	5/21/2012	Yes		5/21/2013
MAEHANDO	MIGUEL	103103	5/21/2012	Yes		5/21/2013
MARTINEZ	MIGUEL A.	BECHTEL 103103	5/21/2012	Yes		5/21/2013
BRACO	MITCHELL	NATIONAL CONSTRUCTION	5/21/2012	Yes		5/21/2013
NELSON	MORGAN	HYDRATIGHT	5/21/2012	Yes		5/21/2013
MICHAEL	NOBLE		5/21/2012	Yes		5/21/2013
ANGI	PAT	NRG	5/21/2012	Yes		5/21/2013
CAVALCANTI	PAULO	BABCOCK POWER	5/21/2012	Yes		5/21/2013
GARDENAS JR	PEDRO	103131	5/21/2012	Yes		5/21/2013
JOHANSSON	PETER	SIEMENS	5/21/2012	Yes		5/21/2013
SERRATO	RAYUUNDO	103113	5/21/2012	Yes		5/21/2013
AURLA	ROBERTO	FULLMER	5/21/2012	Yes		5/21/2013
ZAVALA	ROBERTO	103107	5/21/2012	Yes		5/21/2013
SCOTT	SAWHN	103118	5/21/2012	Yes		5/21/2013
DUDLEY	STEVEN	103100	5/21/2012	Yes		5/21/2013
NICHOLSON	TONY	CUSTOM ARC	5/21/2012	Yes		5/21/2013

DELAO	ZEFERINO	103120	5/21/2012	Yes		5/21/2013
BARCENAS	AARON	103203	5/30/2012	Yes		5/30/2013
FIFE	AARON	103205	5/30/2012	Yes		5/30/2013
MCSHANE	ANDREW	SUPERIOR WALL SYSYTE,	5/30/2012	Yes		5/30/2013
REYNALDO	BENNY	103165	5/30/2012	Yes		5/30/2013
BLAIR	BILLY	WEST COAST DOOR	5/30/2012	Yes		5/30/2013
Bykoski	BRIAN	103208	5/30/2012	Yes		5/30/2013
SILVEY	BRIAN	103198	5/30/2012	Yes		5/30/2013
MARTINEZ	BRIAN E. M.	103186	5/30/2012	Yes		5/30/2013
BREWER	CALVIN	101827	5/30/2012	Yes		5/30/2013
HOLMES	CALVIN	103195	5/30/2012	Yes		5/30/2013
POWELL	CARLOS A.	103180	5/30/2012	Yes		5/30/2013
RAYBURN	DAVID	103181	5/30/2012	Yes		5/30/2013
WYNN	EDDIE	103183	5/30/2012	Yes		5/30/2013
WILLIAMS	EDWARD	103206	5/30/2012	Yes		5/30/2013
WOOD	EDWARD	FULMER/CCI	5/30/2012	Yes		5/30/2013
OUTLER	ERIC	WEST COAST DOOR	5/30/2012	Yes		5/30/2013
SOTO	HECTOR IBARRA	103191	5/30/2012	Yes		5/30/2013
REYES	ISRAEL	103193	5/30/2012	Yes		5/30/2013
COLLINS	JACOB	103184	5/30/2012	Yes		5/30/2013
VIOLA	JARED	BECHTEL	5/30/2012	Yes		5/30/2013
GRETZNER	JEFF	SUPERIOR	5/30/2012	Yes		5/30/2013
HUGELEY	JERRY	103179	5/30/2012	Yes		5/30/2013
CARDONA	JESUS	100451	5/30/2012	Yes		5/30/2013
MARTINEZ	JOEY	FULLMER	5/30/2012	Yes		5/30/2013
GUNTER	JON	BECHTEL	5/30/2012	Yes		5/30/2013
MORENO	JOSE	103172	5/30/2012	Yes		5/30/2013
LARD	JOSEPH	FULLMER/SUPERIOR	5/30/2012	Yes		5/30/2013
CID	JUAN	FULMER/CEILING CONCEPTIONS	5/30/2012	Yes		5/30/2013
YORK	LEE	103190	5/30/2012	Yes		5/30/2013
CAMPOS	LEONARDO	103197	5/30/2012	Yes		5/30/2013
LOPEZ	LUIS ALBERTO Z.	103204	5/30/2012	Yes		5/30/2013
MESLER	MACE	FULMER/SUPERIOR	5/30/2012	Yes		5/30/2013
VORDSCHUCK	MARK	103192	5/30/2012	Yes		5/30/2013
MATHENY	MATT	103185	5/30/2012	Yes		5/30/2013
HARVEY	MICHAEL	BECHTEL	5/30/2012	Yes	5/9/2013	5/9/2014
NICACIO	MICHAEL	103187	5/30/2012	Yes		5/30/2013
MARTINEZ	Mike	FULLMER/SUPERIOR	5/30/2012	Yes		5/30/2013
DOMSKY	NATHANIEL	103176	5/30/2012	Yes	10/7/2013	10/7/2014
MEDINA	OBRIAN	103178	5/30/2012	Yes		5/30/2013
MADSEN	OLE	427252	5/30/2012	Yes		5/30/2013
WATKINS	PHILLIP	103189	5/30/2012	Yes		5/30/2013
MIKAELE	RICK	103199	5/30/2012	Yes		5/30/2013
SCHRAEDER	ROD	SUPERIOR	5/30/2012	Yes		5/30/2013
GOUZALA	ROMEO	103200	5/30/2012	Yes		5/30/2013
MAGALONG	ROMEO	BECHTEL	5/30/2012	Yes		5/30/2013
WOHLHEUTEL	SEAN	FULLMER/CCI	5/30/2012	Yes		5/30/2013
BENAVENTE	SHAWN	SUPERIOR WALL SYSYTE,	5/30/2012	Yes		5/30/2013
LAZUKA	STANLEY	103177	5/30/2012	Yes		5/30/2013
TAYLOR	STONEY	BECHTEL	5/30/2012	Yes		5/30/2013
MATHENY	TERRY	103202	5/30/2012	Yes		5/30/2013
CRAWFORD	VICTOR	PF 10321	5/30/2012	Yes		5/30/2013
LITTLE	VICTORIA	103200	5/30/2012	Yes		5/30/2013

SODERS	WADE	ELEMENTAL ENERGY	5/30/2012	Yes		5/30/2013
SANCHEZ	ALEX	WESTERN PACIFIC	5/31/2012	Yes		5/31/2013
MELANSON	ALFRED	103238	5/31/2012	Yes		5/31/2013
PINEDA	ANGEL	103239	5/31/2012	Yes		5/31/2013
CHAVIES	ANTWUAN	103226	5/31/2012	Yes		5/31/2013
SIERRA	ARMANDO	103250	5/31/2012	Yes		5/31/2013
SANDERS	BLAKE	103222	5/31/2012	Yes		5/31/2013
VALENTINE	BRYANT	103219	5/31/2012	Yes		5/31/2013
WOODS	DARRIN	100099	5/31/2012	Yes		5/31/2013
MENDOZA	DAVID G.	103248	5/31/2012	Yes		5/31/2013
ALBARRAN	EDUARDO	103233	5/31/2012	Yes		5/31/2013
SELBERG	ERIC	10322	5/31/2012	Yes		5/31/2013
OLVERA	EUGENE	103236	5/31/2012	Yes		5/31/2013
NICOLA	FIGUERA?	103244	5/31/2012	Yes		5/31/2013
MASTRINY??	FRANKLIN J.	101581	5/31/2012	Yes		5/31/2013
AGUILAR	FRED	103234	5/31/2012	Yes		5/31/2013
JAMES	GARRY	103225	5/31/2012	Yes		5/31/2013
RAMIREZ	GERMAN	103218	5/31/2012	Yes		5/31/2013
GONZALEZ	GONZALO	103216	5/31/2012	Yes		5/31/2013
MAI	HOANG	103237	5/31/2012	Yes		5/31/2013
JENSEN	JEFF	103249	5/31/2012	Yes		5/31/2013
WHITE	JEFF	103127	5/31/2012	Yes		5/31/2013
BARELA	JOE	103220	5/31/2012	Yes		5/31/2013
CHIXTO	JOE		5/31/2012	Yes		5/31/2013
ABASCA	JOSE	103246	5/31/2012	Yes		5/31/2013
QUITILEN	JOSELITO	103240	5/31/2012	Yes		5/31/2013
GUTIERREZ	JUAN J.	103245	5/31/2012	Yes		5/31/2013
PHILLIPS	KEITH	103232	5/31/2012	Yes		5/31/2013
COLEMAN	MICHAEL	103224	5/31/2012	Yes		5/31/2013
AVILA	RICARDO	103216	5/31/2012	Yes	9/20/2012	9/20/2013
VAUGH	RICHARD	103247	5/31/2012	Yes		5/31/2013
ARENA	ROY	WESTERN PACIFIC	5/31/2012	Yes		5/31/2013
GALINDO	RUDY	103243	5/31/2012	Yes		5/31/2013
CASTILLO	SAMUEL	103228	5/31/2012	Yes		5/31/2013
KLAPP	SCOTT	103229	5/31/2012	Yes		5/31/2013
CHALEUNRATH	THIPNALHANH?	103273	5/31/2012	Yes		5/31/2013
RUSSELL	TONY	103242	5/31/2012	Yes		5/31/2013
DAVIES	TRACEY	103217	5/31/2012	Yes		5/31/2013
MAI	TUAN	103235	5/31/2012	Yes		5/31/2013
SOCKWELL	W.JASON	103182	5/31/2012	Yes		5/31/2013
CUELLER	WALTER	103231	5/31/2012	Yes		5/31/2013
KWAN	WAYNE	103230	5/31/2012	Yes		5/31/2013
KALSON JR.	WILLIAM	103251	5/31/2012	Yes		5/31/2013
HAINES	ALLEN	103272	6/4/2012	Yes		6/4/2013
MALDONADO	ANTHONY	103267	6/4/2012	Yes		6/4/2013
LOPEZ	ARNULFO	ELEMENTAL ENERGY	6/4/2012	Yes		6/4/2013
PORRAS	BERMAN	103280	6/4/2012	Yes		6/4/2013
VORACHEK	BRIAN	GREGG ELEC	6/4/2012	Yes		6/4/2013
HAMMANN	BRYCE	103263	6/4/2012	Yes		6/4/2013
COGAN	CAMERON	BECHTEL	6/4/2012	Yes		6/4/2013
GONZALEZ	CONRADO E.	BECHTEL	6/4/2012	Yes		6/4/2013
COOK	DANA L.	SCHECK	6/4/2012	Yes		6/4/2013
MARTINEZ	DANIEL	PREMIER TITLE	6/4/2012	Yes		6/4/2013

LESH	E. BRIAN	PRO SPECTRA	6/4/2012	Yes		6/4/2013
GERDVISHEH	FARRAH	BECHTEL	6/4/2012	Yes		6/4/2013
HESTER	FRED L.	103175	6/4/2012	Yes		6/4/2013
MENKO	JAMES	HAMPTON TEDDER	6/4/2012	Yes		6/4/2013
GLADNEY	JEFF	103093	6/4/2012	Yes		6/4/2013
JOHNSON	JENNY	BECHTEL	6/4/2012	Yes		6/4/2013
ROGERS	JERAMIAH	103274	6/4/2012	Yes		6/4/2013
SMITH	JEREMY E.	103271	6/4/2012	Yes		6/4/2013
ALSTON	JESSE	SWS	6/4/2012	Yes		6/4/2013
MANZANARES	JESSE	ELEMENTAL ENERGY	6/4/2012	Yes		6/4/2013
SATERIALE	JESSE RAY	ELEMENTAL ENERGY	6/4/2012	Yes		6/4/2013
SHAREY ?	JOVAD ?	103265	6/4/2012	Yes		6/4/2013
AGUILAR	JUAN	BECHTEL	6/4/2012	Yes		6/4/2013
JOHNSON	KEVIN	102539	6/4/2012	Yes		6/4/2013
GUTIERREZ	LEO	ELEMENTAL ENERGY	6/4/2012	Yes		6/4/2013
TABAHA	LEON	103276	6/4/2012	Yes		6/4/2013
ABBY	LORNE	6958	6/4/2012	Yes		6/4/2013
LOPEZ	LUIS	SUPERIOR WALL SYSYTEM	6/4/2012	Yes		6/4/2013
TAMAYO	MARIO	SUPERIOR WALL SYSYTEM	6/4/2012	Yes		6/4/2013
SMALL	MARK	103278	6/4/2012	Yes		6/4/2013
ELLAHIB	MARWAN	ELEMENTAL ENERGY	6/4/2012	Yes		6/4/2013
GARCIA	MAURIEIO	BECHTEL	6/4/2012	Yes		6/4/2013
CONTRERAS	OSCAR	SUPERIOR WALL SYSYTEM	6/4/2012	Yes		6/4/2013
MARCIEL	REMECINDO	PREMIER TITLE	6/4/2012	Yes		6/4/2013
POWERS	ROBERT	GREEG ELEC	6/4/2012	Yes		6/4/2013
POWERS	ROBERT	GREGG ELEC	6/4/2012	Yes		6/4/2013
CIBRIAN JR.	RODRIGO	103273	6/4/2012	Yes		6/4/2013
RUBY	RONALD	?	6/4/2012	Yes		6/4/2013
ROQUE	SCOTT	BECHTEL	6/4/2012	Yes		6/4/2013
EASLEY	SCOTT A.	BECHTEL	6/4/2012	Yes		6/4/2013
JONES	SCOTT K.	HYDRATIGHT	6/4/2012	Yes		6/4/2013
HAUCK	STEVE	103262	6/4/2012	Yes		6/4/2013
KINGSBURY	STEVE	BECHTEL	6/4/2012	Yes		6/4/2013
MULLINS	STEVE	ELEMENTAL ENERGY	6/4/2012	Yes		6/4/2013
KERBS	THOMAS	EL 103264	6/4/2012	Yes		6/4/2013
HOUGHTON	TRENT	103269	6/4/2012	Yes		6/4/2013
OROZCO	WILLIAM M.	HAMPTON TEDDER	6/4/2012	Yes		6/4/2013
JINNIE	?	BECHTEL	6/11/2012	Yes		6/11/2013
LUNA	ADRIAN	SCE	6/11/2012	Yes		6/11/2013
FIERRO	AL	NRG	6/11/2012	Yes		6/11/2013
HENDON	BARBARA	FAR WEST	6/11/2012	Yes	6/13/2013	6/13/2014
ABNEY	BRIAN	BECHTEL	6/11/2012	Yes		6/11/2013
CUNNINGHAM	BRIAN	BECHTEL	6/11/2012	Yes	6/13/2013	6/13/2014
WATERS	CANTON	BECHTEL	6/11/2012	Yes		6/11/2013
KELLER	CHAD E.	BECHTEL	6/11/2012	Yes		6/11/2013
COFFEE	CHRIS	HITS	6/11/2012	Yes		6/11/2013
MOWDY	CODY	BECHTEL	6/11/2012	Yes		6/11/2013
HORNSBY	COLE	BECHTEL	6/11/2012	Yes		6/11/2013
ADCOCK	DAN	NRG	6/11/2012	Yes		6/11/2013
DUGAS	DANNY	NRG	6/11/2012	Yes		6/11/2013
HERNANDEZ	DANNY F.	SOCAL MILLWORK	6/11/2012	Yes		6/11/2013
PEREZ	DAVID	BECHTEL	6/11/2012	Yes		6/11/2013
LINVILLE	DAVID W.	NRG	6/11/2012	Yes		6/11/2013

MORIN	DONALD	BECHTEL	6/11/2012	Yes		6/11/2013
BROWN	DOUG K.	BECHTEL	6/11/2012	Yes		6/11/2013
WILLIAMSON	ERIC	NRG	6/11/2012	Yes		6/11/2013
MELL	GARY	NRG	6/11/2012	Yes	6/13/2013	6/13/2014
MIRANDA	GERRY	EDISON	6/11/2012	Yes		6/11/2013
SALGADO	GUILLERMO	FAR WEST	6/11/2012	Yes		6/11/2013
RULL	HAROLD C.	BECHTEL	6/11/2012	Yes		6/11/2013
SIMON	IVAN	BECHTEL	6/11/2012	Yes		6/11/2013
WEBB	JAMES	BECHTEL	6/11/2012	Yes		6/11/2013
BURLEIGH	JAMIE SCOTT	HYDRATIGHT	6/11/2012	Yes		6/11/2013
RAMLAL	JEFFREY	BECHTEL	6/11/2012	Yes		6/11/2013
TOSTADO	JESUS	BECHTEL	6/11/2012	Yes		6/11/2013
BRANNON	JOHN	BECHTEL	6/11/2012	Yes		6/11/2013
HANNUM	JOHN	BECHTEL	6/11/2012	Yes		6/11/2013
RELLINGER	JOHN	BECHTEL	6/11/2012	Yes		6/11/2013
VEGA	JOHN	BECHTEL	6/11/2012	Yes		6/11/2013
UKELE	JOHN I.	BECHTEL	6/11/2012	Yes		6/11/2013
BROADBEN	KEN	NRG	6/11/2012	Yes		6/11/2013
CARTER	KEVIN	BECHTEL	6/11/2012	Yes		6/11/2013
NASH	KIRK A.	BECHTEL	6/11/2012	Yes		6/11/2013
RUDDER	KODY	LAS VEGAS PAVING	6/11/2012	Yes		6/11/2013
LAWSON	LANCE	BECHTEL	6/11/2012	Yes		6/11/2013
WANG	LARRY	SCE	6/11/2012	Yes		6/11/2013
GUAJARDO	LOGAN	BECHTEL	6/11/2012	Yes		6/11/2013
MARTINEZ	LUIS	PREMIER TITLE	6/11/2012	Yes		6/11/2013
MASHINCHI	MAJID	CUMRY ENG	6/11/2012	Yes		6/11/2013
LOPEZ	MANUEL	BECHTEL	6/11/2012	Yes		6/11/2013
ARROYO	MARIO	EDISON	6/11/2012	Yes		6/11/2013
RORKE	MICHAEL	NRG	6/11/2012	Yes		6/11/2013
ATKINSON	PATRICK	NRG	6/11/2012	Yes		6/11/2013
CANNON	PAUL	BECHTEL	6/11/2012	Yes		6/11/2013
LARSON	PAUL	NRG	6/11/2012	Yes		6/11/2013
FRAHM	PAUL M.	BECHTEL	6/11/2012	Yes		6/11/2013
NUNEZ	PEDRO	FAR WEST	6/11/2012	Yes		6/11/2013
SPINKS	PHILIP	NRG	6/11/2012	Yes	6/13/2013	6/13/2014
DORSEY	REBECCA	BRIGHTSOURCE	6/11/2012	Yes		6/11/2013
MITCHELL	RIBIH	SCE	6/11/2012	Yes		6/11/2013
KINNEY	ROBERT	NRG	6/11/2012	Yes		6/11/2013
MORRISON	ROBERT	SCE	6/11/2012	Yes		6/11/2013
STROCKEY	ROGER	FAR WEST	6/11/2012	Yes		6/11/2013
NELSON	RYAN	NRG	6/11/2012	Yes		6/11/2013
BROWNING	STACEY	NRG	6/11/2012	Yes		6/11/2013
KELSEY	STAN	BECHTEL	6/11/2012	Yes		6/11/2013
NELSON	STANLEY	NRG	6/11/2012	Yes		6/11/2013
HALL	STEVE	BECHTEL	6/11/2012	Yes		6/11/2013
VATIADEL	TAYLOR	BECHTEL	6/11/2012	Yes		6/11/2013
HORNE	THERON	BECHTEL	6/11/2012	Yes		6/11/2013
SCIARTINO	VALLEH	NRG	6/11/2012	Yes		6/11/2013
GUERRERO	VENTURA	BECHTEL	6/11/2012	Yes		6/11/2013
TOTER	WILLIAM	NRG	6/11/2012	Yes		6/11/2013
PATRICK	WILLIAM M.	BECHTEL	6/11/2012	Yes		6/11/2013
GALLAWAY	WILLIAM T.	BECHTEL	6/11/2012	Yes		6/11/2013
VELASCO	ADRIAN	PREMIER TITLE	6/18/2012	Yes		6/18/2013

RODRIGUEZ	ALBERT	BAKERSFIELD WELL & PUMP	6/18/2012	Yes		6/18/2013
SIMON	ANTHONY	103123	6/18/2012	Yes		6/18/2013
BAJRAKTART	ARBOR	BECHTEL	6/18/2012	Yes		6/18/2013
RAMBO	ARTHUR	103406	6/18/2012	Yes		6/18/2013
STEWART	BRAD	103375	6/18/2012	Yes		6/18/2013
BURTON	BRANDON	103386	6/18/2012	Yes		6/18/2013
PETERSON	BRYCE	PAR	6/18/2012	Yes		6/18/2013
WARD	CHAD	BECHTEL	6/18/2012	Yes		6/18/2013
SCHULTZ	CHRIS	BCP	6/18/2012	Yes		6/18/2013
GATES	CODY	103404	6/18/2012	Yes		6/18/2013
MARQUES	CRYSTAL	SCE	6/18/2012	Yes		6/18/2013
HARMON	CURTIS	OE 103422	6/18/2012	Yes		6/18/2013
DIEKEMPER	DALE	103377	6/18/2012	Yes		6/18/2013
GUZMAN	DANIEL	103420	6/18/2012	Yes		6/18/2013
SIAS	DANIEL	SCE	6/18/2012	Yes		6/18/2013
GOLDTOOTH	DARRYL	BM 103382	6/18/2012	Yes		6/18/2013
WILLIAMS JR.	DAVID	BECHTEL	6/18/2012	Yes	8/2/2012	8/2/2013
GUERRERO	EDDIE	BAKERSFIELD WELL & PUMP	6/18/2012	Yes		6/18/2013
MARTINEZ	ERIC	103388	6/18/2012	Yes		6/18/2013
MARAVILLA	ESTEBAN	INTEGRATED	6/18/2012	Yes		6/18/2013
RENDON	EUGENE E.	BECHTEL	6/18/2012	Yes		6/18/2013
KAY	EVAN	103408	6/18/2012	Yes		6/18/2013
KING	EVAN	103408	6/18/2012	Yes		6/18/2013
GARCIA	FRANCISCO	103384	6/18/2012	Yes		6/18/2013
ABURTO	GABE	PAR ELECTRIC	6/18/2012	Yes		6/18/2013
MILLER	GILARD	BSE	6/18/2012	Yes		6/18/2013
GONZALES	GILBERT	MISTRAS	6/18/2012	Yes		6/18/2013
ALLEN	GREGG	FULLMERLONST	6/18/2012	Yes		6/18/2013
BANTA	JACOB	103428	6/18/2012	Yes		6/18/2013
TURNER	JACOB	EL 103410	6/18/2012	Yes		6/18/2013
GRAHAM	JAMES	BAKERSFIELD WELL & PUMP	6/18/2012	Yes		6/18/2013
LITTLE	JAMES G.	102168	6/18/2012	Yes		6/18/2013
PERRY	JASEN	103405	6/18/2012	Yes		6/18/2013
SHUGART	JASON	103419	6/18/2012	Yes		6/18/2013
MEJIA	JEREMIAS	103413	6/18/2012	Yes		6/18/2013
WESEMEYER	JERRY	PAR ELECTRIC	6/18/2012	Yes		6/18/2013
HENNEKENS	JESSE	103376	6/18/2012	Yes		6/18/2013
BROWN	JOE	PAR ELECTRIC	6/18/2012	Yes		6/18/2013
SISLEY JR.	JOHN	103407	6/18/2012	Yes		6/18/2013
JAYNES	JONATHAN	103427	6/18/2012	Yes		6/18/2013
CHAVEZ	JOSE	103411	6/18/2012	Yes		6/18/2013
MACIAS	JOSE	100834	6/18/2012	Yes		6/18/2013
LOPEZ	JOSE IVAN	103414	6/18/2012	Yes		6/18/2013
MENDOZA	JOSE L.	103418	6/18/2012	Yes		6/18/2013
PRICE	JUSTIN	MISTRAS	6/18/2012	Yes	6/6/2013	6/6/2014
BONAVIDEZ	KENNY	103426	6/18/2012	Yes		6/18/2013
BROWN	KEVIN	103392	6/18/2012	Yes		6/18/2013
FRY	KEVIN	BECHTEL	6/18/2012	Yes		6/18/2013
KERBS	KEVIN	103403	6/18/2012	Yes		6/18/2013
BENAVIDEZ	KJ	103426	6/18/2012	Yes		6/18/2013
ARNOLD	LARRY	CUSTOM ARC	6/18/2012	Yes		6/18/2013
FLORES	MARIO	103387	6/18/2012	Yes		6/18/2013
BIGELOW	MARK	OE 103401	6/18/2012	Yes		6/18/2013

MONTOYA	MARTIN	103428	6/18/2012	Yes		6/18/2013
ABBOTT	MICHAEL	103430	6/18/2012	Yes		6/18/2013
ASBURY	MICHAEL	BUREAU VERITAS	6/18/2012	Yes		6/18/2013
BOUNDS	MICHAEL	PANELIZED STRUCTURES	6/18/2012	Yes		6/18/2013
HERNANDEZ	MICHAEL D.	103409	6/18/2012	Yes		6/18/2013
VENTURA	MIKE	103415	6/18/2012	Yes		6/18/2013
WALKER	MOLLIE	NRG	6/18/2012	Yes		6/18/2013
SCELLE ?	NATHAN	BECHTEL	6/18/2012	Yes		6/18/2013
BILLY	NATHANIEL	103383	6/18/2012	Yes		6/18/2013
HERRERA	NELSON	SCE	6/18/2012	Yes		6/18/2013
MARTINEZ	PAUL	103412	6/18/2012	Yes		6/18/2013
CARRABON	RENE	103425	6/18/2012	Yes		6/18/2013
SCHUSTER	RICHARD	11914163	6/18/2012	Yes		6/18/2013
MC NEILL	RICKY T.	103393	6/18/2012	Yes		6/18/2013
NEWMAN	ROBERT	103398	6/18/2012	Yes		6/18/2013
THOMAS	ROBERT	103399	6/18/2012	Yes		6/18/2013
VALDIRIA	ROBERT	PF 103391	6/18/2012	Yes		6/18/2013
JACKSON	ROBERT	103390	6/18/2012	Yes		6/18/2013
LITTLE	RONALD R.	102166	6/18/2012	Yes		6/18/2013
HAMPTON	RONNIE	103328	6/18/2012	Yes		6/18/2013
GONZALEZ	ROSE	SCE	6/18/2012	Yes		6/18/2013
WHEDON	ROYD	103378	6/18/2012	Yes		6/18/2013
ORTIZ	RUBEN	PAR	6/18/2012	Yes		6/18/2013
ORTIZ	RUBEN	PAR ELECTRIC	6/18/2012	Yes		6/18/2013
ROBERTS	SAM	BECHTEL	6/18/2012	Yes		6/18/2013
INGRAM	SEAN	LB 103394	6/18/2012	Yes		6/18/2013
CARVALHO	SHANE	PANELIZED STRUCTURES	6/18/2012	Yes		6/18/2013
JIH	STEPHEN	SCE	6/18/2012	Yes		6/18/2013
CARRILLO	STEVE	103385	6/18/2012	Yes		6/18/2013
FOX	STEVEN J.	102841	6/18/2012	Yes		6/18/2013
HERSKOVITS	TASYA	CEC	6/18/2012	Yes		6/18/2013
PORTILLO	TED	SECURITAS	6/18/2012	Yes	6/13/2013	6/13/2014
BAKER	TIM	PROSPECTERA	6/18/2012	Yes		6/18/2013
GOODE	TINA	BECHTEL	6/18/2012	Yes		6/18/2013
HOOVER	TROY	PF 103395	6/18/2012	Yes		6/18/2013
EASTHAM	VAN	103416	6/18/2012	Yes		6/18/2013
AMBATALI	WALTER	103389	6/18/2012	Yes		6/18/2013
FOULDS	WAYNE	103396	6/18/2012	Yes		6/18/2013
OLSON	ZACH	103421	6/18/2012	Yes		6/18/2013
PEREZ	ALBERTO	103488	6/20/2012	Yes		6/20/2013
DE HERRERA	ALFONSO	103482	6/20/2012	Yes		6/20/2013
IRREY	ANTHONY	103497	6/20/2012	Yes		6/20/2013
OWENBY	BILL	103456	6/20/2012	Yes		6/20/2013
HERTZOG	BRIAN	EL 103470	6/20/2012	Yes		6/20/2013
VORACHEK	BRIAN	103284	6/20/2012	Yes		6/20/2013
YOUNG	CAREY	103469	6/20/2012	Yes		6/20/2013
PFEFER	DANIEL	103459	6/20/2012	Yes		6/20/2013
SAHM	DAVID	103474	6/20/2012	Yes		6/20/2013
GREEN	DAVID J.	103479	6/20/2012	Yes		6/20/2013
MEYER	DWANE	103466	6/20/2012	Yes		6/20/2013
FERGUSON	EARL	EL 103194	6/20/2012	Yes		6/20/2013
VELASQUEZ	ERIK	103465	6/20/2012	Yes		6/20/2013
RAMIREZ	FRANCISCO	103461	6/20/2012	Yes		6/20/2013

ORTEGA	FRANK	103472	6/20/2012	Yes		6/20/2013
KING	GARY	103464	6/20/2012	Yes		6/20/2013
ALVARADO	HECTOR	103494	6/20/2012	Yes		6/20/2013
TORREZ SR.	HENRY M.	103491	6/20/2012	Yes		6/20/2013
KEAWE AKI SR	JAMES	103485	6/20/2012	Yes		6/20/2013
WHALEY	JAMES	EL 103471	6/20/2012	Yes		6/20/2013
FOSTER	JAMES W.	103486	6/20/2012	Yes		6/20/2013
WILSON	JEFFREY	103495	6/20/2012	Yes		6/20/2013
DUWALDT	JOHN	103487	6/20/2012	Yes		6/20/2013
MONTEVERDE	JOHN	103487	6/20/2012	Yes		6/20/2013
CERVANTES	JOSE	103492	6/20/2012	Yes		6/20/2013
ANDERSON	KNUT	EL 103498	6/20/2012	Yes		6/20/2013
NEUHAUSER	LARRY	103473	6/20/2012	Yes		6/20/2013
ALVARADO	LEO	103463	6/20/2012	Yes		6/20/2013
CHAPMAN	MICHAEL	103457	6/20/2012	Yes		6/20/2013
VAN DUSEN	MICHAEL	103483	6/20/2012	Yes		6/20/2013
CARREON	NOEL	103460	6/20/2012	Yes		6/20/2013
WEBER	NOLAN	103476	6/20/2012	Yes		6/20/2013
ENGELHARDT	NORMAN	103481	6/20/2012	Yes		6/20/2013
SOLSET	RICHARD	103477	6/20/2012	Yes		6/20/2013
MEZA	ROBERT	103490	6/20/2012	Yes		6/20/2013
JAMES	ROGER	103458	6/20/2012	Yes		6/20/2013
THORNTON	ROYCE	103281	6/20/2012	Yes		6/20/2013
RUGELIO	SALVADOR	103478	6/20/2012	Yes		6/20/2013
SYLVESTER	SHANE	103468	6/20/2012	Yes		6/20/2013
RADICH	STEVE	103467	6/20/2012	Yes		6/20/2013
PRIHUNA ?	THEODORE	103489	6/20/2012	Yes		6/20/2013
RODRIGUEZ	VICTOR F.	103493	6/20/2012	Yes		6/20/2013
HOLL	WESLEY	103496	6/20/2012	Yes		6/20/2013
DE JESUS RUIZ	ANGEL	103529	6/25/2012	Yes		6/25/2013
ESPARZA	ARTHUR	10350?	6/25/2012	Yes		6/25/2013
HERRERA	BERNARDO	FAR WEST	6/25/2012	Yes	6/13/2013	6/13/2014
DODD	CASEY	103374	6/25/2012	Yes		6/25/2013
CASTILLO	CAT	103517	6/25/2012	Yes		6/25/2013
EDWARDS	CHARLIE	103506	6/25/2012	Yes		6/25/2013
BAILOU JR	DANIEL	103521	6/25/2012	Yes		6/25/2013
FITZGERALD	DANIEL	103513	6/25/2012	Yes		6/25/2013
MADRID	DANNY	103524	6/25/2012	Yes		6/25/2013
ANTHONY	DEREK	103516	6/25/2012	Yes		6/25/2013
JOHAN	EEMAN	103534	6/25/2012	Yes		6/25/2013
VOLECI	ENRIQUE		6/25/2012	Yes		6/25/2013
GULIDE	ERIC	103533	6/25/2012	Yes		6/25/2013
VILKIN	ERNEST	103512	6/25/2012	Yes		6/25/2013
MACKENZIE	GARY	103509	6/25/2012	Yes	8/1/2013	8/1/2014
SALTZ	GARY	103526	6/25/2012	Yes		6/25/2013
MORSE	GREGORY	BABCOCK POWER	6/25/2012	Yes	10/14/2013	6/25/2013
MAYLES	HARRY	103424	6/25/2012	Yes		6/25/2013
HENBERTO	HERNANDEZ	CONCO	6/25/2012	Yes		6/25/2013
CARLIN	JARED	103505	6/25/2012	Yes		6/25/2013
SCHUEBEL	JASON	103518	6/25/2012	Yes		6/25/2013
JUAREZ	JOSE	103527	6/25/2012	Yes		6/25/2013
DAVIDSON	KATHY	103504	6/25/2012	Yes		6/25/2013
GOODLE	KEITH	103499	6/25/2012	Yes		6/25/2013

WOJCIECHOWSKI	KEN	RPI	6/25/2012	Yes		6/25/2013
WESTERMAN	KEVIN	103532	6/25/2012	Yes		6/25/2013
KOENIG	LES	CONCO	6/25/2012	Yes		6/25/2013
HERNANDEZ	LIBRADO	FAR WEST	6/25/2012	Yes	6/13/2013	6/13/2014
PHAM	LONG	FAR WEST	6/25/2012	Yes	6/13/2013	6/13/2014
PRISCILIANO	LOPEZ	103515	6/25/2012	Yes		6/25/2013
ESTOCAPLO	MEL	103514	6/25/2012	Yes		6/25/2013
COUGHLIN	MICHAEL	103511	6/25/2012	Yes		6/25/2013
JOHNSON	MIKE	103520	6/25/2012	Yes		6/25/2013
RODRIGUEZ	MIKE	103502	6/25/2012	Yes		6/25/2013
RODRIGUEZ	MIKE J.	103528	6/25/2012	Yes		6/25/2013
SOTO	NEIL	FAR WEST	6/25/2012	Yes	6/13/2013	6/13/2014
KAUS	PETE	102252	6/25/2012	Yes		6/25/2013
THRACK	PROM	FAR WEST	6/25/2012	Yes		6/25/2013
GUTIERREZ	ROBERT	FAR WEST	6/25/2012	Yes	6/13/2013	6/13/2014
HURD	ROBERT	FAR WEST	6/25/2012	Yes	6/13/2013	6/13/2014
WARREN	ROBERT	103519	6/25/2012	Yes		6/25/2013
ELLIS	ROBIN	103510	6/25/2012	Yes		6/25/2013
JARAMILLO	RUBEN	103522	6/25/2012	Yes		6/25/2013
DE PIECCO	SABIN	103508	6/25/2012	Yes		6/25/2013
WOODS	SARAH	NRG	6/25/2012	Yes		6/25/2013
NORTHCLIFF	SEAN	NRG	6/25/2012	Yes		6/25/2013
KOVIN	SOUMETHTA	103503	6/25/2012	Yes		6/25/2013
KELLER	STUART	103500	6/25/2012	Yes		6/25/2013
ROYCE	TIM	FAR WEST	6/25/2012	Yes		6/25/2013
SHERRELL	TOM	103501	6/25/2012	Yes		6/25/2013
SESMA	ANTHONY	103561	6/27/2012	Yes		6/27/2013
HOLMES	ANTWOINE	103590	6/27/2012	Yes		6/27/2013
GALLARDO	ARTURO	103565	6/27/2012	Yes		6/27/2013
JAIME	BLAKE	103584	6/27/2012	Yes		6/27/2013
VAUGHN	BRIAN	103579	6/27/2012	Yes		6/27/2013
LONSER	CHRIS	103568	6/27/2012	Yes		6/27/2013
LOVETT	CHRISTOPHER	103569	6/27/2012	Yes		6/27/2013
REID	DALE	103589	6/27/2012	Yes		6/27/2013
GREER	DANIEL	103574	6/27/2012	Yes		6/27/2013
GONZALEZ	DAVID	103573	6/27/2012	Yes		6/27/2013
HUDSON	DELANO	102859	6/27/2012	Yes		6/27/2013
SMITH	DEXTER	103575	6/27/2012	Yes		6/27/2013
RODRIGUEZ	EMILIO	103572	6/27/2012	Yes		6/27/2013
BURATT	GRALIN	103570	6/27/2012	Yes		6/27/2013
UNDERWOOD	JEREMY	103571	6/27/2012	Yes		6/27/2013
MARSHALL	JOE		6/27/2012	Yes		6/27/2013
AGUIRRE	JOE G.	103480	6/27/2012	Yes		6/27/2013
MARTINEZ	JOEL	103556	6/27/2012	Yes		6/27/2013
PARKER	JOHN	103564	6/27/2012	Yes		6/27/2013
PEARSON	JOHN T.	103580	6/27/2012	Yes		6/27/2013
BILLS	JONATHAN	103585	6/27/2012	Yes		6/27/2013
RODRIGUEZ	JOSE	103555	6/27/2012	Yes		6/27/2013
BOYD	JOSEPH	103558	6/27/2012	Yes		6/27/2013
SHANE	MICHAEL	103554	6/27/2012	Yes		6/27/2013
VANK JR.	MICHAEL	103587	6/27/2012	Yes		6/27/2013
WOKABI	NICHOLAS	103577	6/27/2012	Yes		6/27/2013
PARKER	RICKEY	103588	6/27/2012	Yes		6/27/2013

MCDONLAD	ROB	?	6/27/2012	Yes		6/27/2013
VELEZ	RUDY	103530	6/27/2012	Yes		6/27/2013
HARVEY	RYAN	103557	6/27/2012	Yes		6/27/2013
BOUCHER	SCOTT	103567	6/27/2012	Yes		6/27/2013
TOMSICH	STEVE	103586	6/27/2012	Yes		6/27/2013
WEST	TIMOTHY	103562	6/27/2012	Yes		6/27/2013
DEFREZE	CLINT	GEN-TECH	7/2/2012	Yes		7/2/2013
PEREZ	HECTOR	STUMBAUGH	7/2/2012	Yes		7/2/2013
PAYNE	JAMES M.	BECHTEL	7/2/2012	Yes		7/2/2013
CARTER	JAMI	BECHTEL	7/2/2012	Yes		7/2/2013
CLAGG	JEFF	BECHTEL	7/2/2012	Yes		7/2/2013
SCHWARZBACH	JOSEPH M.	BRIGHTSOURCE	7/2/2012	Yes		7/2/2013
HORN	JOSH	BECHTEL	7/2/2012	Yes		7/2/2013
KYLLO	KORY	BECHTEL	7/2/2012	Yes	7/25/2013	7/25/2014
BEAUREGARD	MATHIEU	BABCOCK POWER	7/2/2012	Yes		7/2/2013
EISCH	MIKE	BECHTEL	7/2/2012	Yes		7/2/2013
TSINNIJINNIE	NOLTON	BECHTEL	7/2/2012	Yes		7/2/2013
MCMULLEN	RON	BECHTEL	7/2/2012	Yes		7/2/2013
GONDEK	RYAN	BECHTEL	7/2/2012	Yes		7/2/2013
GOMEZ	SERGIO	STUMBAUGH	7/2/2012	Yes		7/2/2013
WILSON	SETH	BECHTEL	7/2/2012	Yes		7/2/2013
JOLLEY	TYSON	NRG	7/2/2012	Yes		7/2/2013
HILL	ZACHERY	BECHTEL	7/2/2012	Yes		7/2/2013
DE LA TORRE	ANDY	CHARTIS	7/11/2012	Yes		7/11/2013
FINDLEY	GEORGE D.	LVP	7/11/2012	Yes		7/11/2013
MARTINEZ	JADEN	PREMIER TITLE	7/11/2012	Yes		7/11/2013
MORENO	JAVIER	BECHTEL	7/11/2012	Yes		7/11/2013
LUNA	JOHN	BECHTEL	7/11/2012	Yes		7/11/2013
TREAT	JOHN M	SPX	7/11/2012	Yes		7/11/2013
ROGERS	JULIAN FINLEY	HAMPTON TEDDER	7/11/2012	Yes		7/11/2013
BROWN	JUSTIN	BECHTEL	7/11/2012	Yes		7/11/2013
O'HARE	KEVIN	LVP	7/11/2012	Yes		7/11/2013
ROLLINS	L. GLEN	LVP	7/11/2012	Yes		7/11/2013
DAVIDSON	LEROY	BECHTEL	7/11/2012	Yes		7/11/2013
RICE	MARK	GREGG	7/11/2012	Yes		7/11/2013
SALDANA	MARTIN	GREY	7/11/2012	Yes		7/11/2013
HITT	PAUL	BECHTEL	7/11/2012	Yes		7/11/2013
MARTINEZ	RAMON	BECHTEL	7/11/2012	Yes		7/11/2013
DUPUIS	RANNEY	IMC ZW9082	7/11/2012	Yes		7/11/2013
VADALI	SHIMIVAL	BECHTEL	7/11/2012	Yes	7/25/2013	7/25/2014
BENEDICT	TIM	SECURITAS	7/11/2012	Yes		7/11/2013
SEDORIS	TODD	BECHTEL	7/11/2012	Yes		7/11/2013
GUERRERO	VICTOR M.	BECHTEL	7/11/2012	Yes		7/11/2013
Davidson	Elijah	Solar Partners	7/12/2012	Yes	9/19/2013	9/19/2014
Phelps	Tony	BrightSource Energy	7/12/2012	Yes		7/12/2013
ALVAREZ	ADRIAN		7/16/2012	Yes		7/16/2013
DOMINGO	ALBERT	103663	7/16/2012	Yes		7/16/2013
NAJERA	ALEX	103659	7/16/2012	Yes		7/16/2013
VELASCO JR.	ALFONSO	103629	7/16/2012	Yes		7/16/2013
COBRAN	ALFREDO PEREZ	103625	7/16/2012	Yes		7/16/2013
WILLIAMS	ANTHONY	103647	7/16/2012	Yes		7/16/2013
ROJAS	ANTONIO	103626	7/16/2012	Yes		7/16/2013
ALVARADO	ARNALDO	103662	7/16/2012	Yes		7/16/2013

CANO	ASDRUBAL	103635	7/16/2012	Yes		7/16/2013
CAMPOS	BENJAMIN	103653	7/16/2012	Yes		7/16/2013
HUGHES	BILL	BNI	7/16/2012	Yes		7/16/2013
ORDAZ	BULMARO	103656	7/16/2012	Yes		7/16/2013
TRAVILLION	BYRON A.	103627	7/16/2012	Yes		7/16/2013
MAASSBERG	CARL	BRIGHTSOURCE	7/16/2012	Yes	7/25/2013	7/25/2014
NOLAN	CARLOS	103652	7/16/2012	Yes		7/16/2013
SNOW	CHARLES	103642	7/16/2012	Yes		7/16/2013
CONBOY	CHASE		7/16/2012	Yes		7/16/2013
PRITCHARD	DAVID	103657	7/16/2012	Yes		7/16/2013
SINCLAIR	DAVID	103638	7/16/2012	Yes		7/16/2013
SLATER	DAVID	103643	7/16/2012	Yes		7/16/2013
SOSA	DAVID	13650	7/16/2012	Yes	9/20/2012	9/20/2013
BARION	DAVID J.	103649	7/16/2012	Yes		7/16/2013
BAILEY	DEAN	103664	7/16/2012	Yes		7/16/2013
CHUBUCEL	ENRIQUE	103660	7/16/2012	Yes		7/16/2013
DAVIS	FREDDIE J.	103644	7/16/2012	Yes		7/16/2013
DYBUS	GEORGE	103665	7/16/2012	Yes		7/16/2013
GRIFFITHS	GERRY B.	BECHTEL	7/16/2012	Yes		7/16/2013
MORGAN	GLENN	103634	7/16/2012	Yes		7/16/2013
BRYANT	HERMAN	103630	7/16/2012	Yes		7/16/2013
CONBOY	JAMES		7/16/2012	Yes		7/16/2013
CRYAN	JAMES	103632	7/16/2012	Yes		7/16/2013
REDHOUSE SR.	JAMES	103658	7/16/2012	Yes		7/16/2013
MILLER	JASON	103640	7/16/2012	Yes		7/16/2013
FLORES	JAVIER	102354	7/16/2012	Yes		7/16/2013
BRINKENHOFF	JEFF	134677	7/16/2012	Yes		7/16/2013
CRUZ	JESSE	101851	7/16/2012	Yes		7/16/2013
JACKSON II	JESSE E.	103672	7/16/2012	Yes		7/16/2013
GARCIA	JESUS	103607	7/16/2012	Yes		7/16/2013
WILSON	JOHN	103631	7/16/2012	Yes		7/16/2013
BOYLE	JOHN S.	102954	7/16/2012	Yes		7/16/2013
GARCIA-AGULAR	JORGE	100446	7/16/2012	Yes		7/16/2013
RODRIGUEZ	JOSE	103661	7/16/2012	Yes		7/16/2013
POWELL	KEITH A.	103628	7/16/2012	Yes		7/16/2013
BEATTY	KURT	101701	7/16/2012	Yes		7/16/2013
LAWHON	LARRY	103671	7/16/2012	Yes		7/16/2013
ATTAKAI	LOREN	103623	7/16/2012	Yes		7/16/2013
JENSEN	MADELINE	103622	7/16/2012	Yes		7/16/2013
KURYLIN	MARCUS	103666	7/16/2012	Yes		7/16/2013
ZARCO	MARIO	103636	7/16/2012	Yes		7/16/2013
GUEVARA	MARK	103646	7/16/2012	Yes		7/16/2013
COLON	MELVIN	103654	7/16/2012	Yes		7/16/2013
SNYDER	MICHAEL	103645	7/16/2012	Yes		7/16/2013
GARCIA	RAFAEL	103648	7/16/2012	Yes		7/16/2013
CHRISTIANSEN	RAYMOND	103668	7/16/2012	Yes		7/16/2013
DESROCHARS	RAYMOND	103605	7/16/2012	Yes		7/16/2013
SENN	ROBERT	103669	7/16/2012	Yes		7/16/2013
LLOYD	RODNEY	SO CAL EDISON	7/16/2012	Yes		7/16/2013
VELASCO	RODOLFO	103639	7/16/2012	Yes		7/16/2013
BEDONI	RONALD	103624	7/16/2012	Yes		7/16/2013
PARKEY	RUSSELL	103637	7/16/2012	Yes		7/16/2013
ELLIS	RYAN M.	103578	7/16/2012	Yes		7/16/2013

JONES	SCOTT R.	103655	7/16/2012	Yes		7/16/2013
GILMAN	STEPHEN	103651	7/16/2012	Yes		7/16/2013
BOIE	STEVE	BECHTEL	7/16/2012	Yes		7/16/2013
MCKNIGHT	STEVEN	103667	7/16/2012	Yes		7/16/2013
MORRIS	STEVEN	103641	7/16/2012	Yes		7/16/2013
BOYLE	WILLIAM	RILEY POWER	7/16/2012	Yes		7/16/2013
RUSSELL	AARON	103720	7/18/2012	Yes		7/18/2013
RASCON	ALBERT	103697	7/18/2012	Yes		7/18/2013
PATERSON	ALEX	103689	7/18/2012	Yes		7/18/2013
CERTEN	ANTHONY E.	103696	7/18/2012	Yes		7/18/2013
CRAWFORD	CECIL	103690	7/18/2012	Yes		7/18/2013
HOWELL	CHARLES D.	BECHTEL	7/18/2012	Yes		7/18/2013
GOLVEZ	CHRISTIAN	1037277	7/18/2012	Yes		7/18/2013
FLEMING	CHRISTOPHER	103706	7/18/2012	Yes		7/18/2013
HORTT	CLAY	103729	7/18/2012	Yes		7/18/2013
WALKER	DALE	ELEMENTAL ENERGY	7/18/2012	Yes		7/18/2013
KASOLD	DANNY	103683	7/18/2012	Yes		7/18/2013
GARNER	DAVID	101060	7/18/2012	Yes		7/18/2013
STEIN	DAVID	103701	7/18/2012	Yes		7/18/2013
BURNETT	DERREL K.	BECHTEL	7/18/2012	Yes		7/18/2013
ACKERMAN	DOUGLAS M.	BECHTEL	7/18/2012	Yes		7/18/2013
CUMMINGS	DWAYNE	103700	7/18/2012	Yes		7/18/2013
ARELLANO	ENRIQUE	103705	7/18/2012	Yes		7/18/2013
MILLER	ERIC	100270	7/18/2012	Yes		7/18/2013
LEWIS	FITZGERALD	103018	7/18/2012	Yes		7/18/2013
COVINGTON	GUINN	103722	7/18/2012	Yes		7/18/2013
VALENCIA	HENRY	103711	7/18/2012	Yes		7/18/2013
DAILY	HERMAN	103728	7/18/2012	Yes		7/18/2013
YU	HYONG	103730	7/18/2012	Yes		7/18/2013
SAUER	JAMES	103704	7/18/2012	Yes		7/18/2013
ALLEN	JAMES	102330	7/18/2012	Yes		7/18/2013
SALAZAR JR.	JAMES	1033731	7/18/2012	Yes		7/18/2013
AULD	JASON	103715	7/18/2012	Yes		7/18/2013
HESSELING	JASON A.	103707	7/18/2012	Yes		7/18/2013
SANDERS	JEREMIAH	103709	7/18/2012	Yes		7/18/2013
ARMSTRONG	JEREMY	103733	7/18/2012	Yes		7/18/2013
ESPINOZA	JOSE LUIS	103732	7/18/2012	Yes		7/18/2013
CHAQUILA	JUAN	103687	7/18/2012	Yes		7/18/2013
ROSS	KARL	103699	7/18/2012	Yes		7/18/2013
SHIRLEY	KEITH	103735	7/18/2012	Yes		7/18/2013
JONES	KENNETH	103726	7/18/2012	Yes		7/18/2013
ROBINSON	KORY	103730	7/18/2012	Yes		7/18/2013
SEDOTA	LOU ANN	103710	7/18/2012	Yes		7/18/2013
HARPER	MARK	103119	7/18/2012	Yes		7/18/2013
LUKAS	MARK	103714	7/18/2012	Yes		7/18/2013
VARGA	MELVIN PETE	103724	7/18/2012	Yes		7/18/2013
SHAW	MICHAEL L.	103702	7/18/2012	Yes		7/18/2013
DAVIDSON	MICHAELO	103693	7/18/2012	Yes		7/18/2013
GARCIA	OSCAR J.	103721	7/18/2012	Yes		7/18/2013
LUCERO	PATRICK L.	BECHTEL	7/18/2012	Yes		7/18/2013
SHEAR	PAUL	BECHTEL	7/18/2012	Yes		7/18/2013
JOHNSON	PHILLIP	103719	7/18/2012	Yes	7/11/2013	7/11/2014
BARTLETT	RANDALL	103712	7/18/2012	Yes		7/18/2013

REYES	RENE	103717	7/18/2012	Yes		7/18/2013
HEYDON	RICHARD	103708	7/18/2012	Yes		7/18/2013
TEV EYCK	RICHARD	BECHTEL	7/18/2012	Yes		7/18/2013
DIXON	ROBERT	100657	7/18/2012	Yes		7/18/2013
ST. MARIE	ROBERT	103725	7/18/2012	Yes		7/18/2013
RODRIGUEZ	ROMAN	103716	7/18/2012	Yes		7/18/2013
MONTANO	RUBEN	103691	7/18/2012	Yes		7/18/2013
RAMIREZ	SAUL	PROSPECTERA	7/18/2012	Yes		7/18/2013
MELENDREZ SR	SEAN	103718	7/18/2012	Yes		7/18/2013
MATHIS	SHAWN	103698	7/18/2012	Yes		7/18/2013
JOHNSON	TERRY	EL103723	7/18/2012	Yes		7/18/2013
MACKAY	THOMAS	103692	7/18/2012	Yes		7/18/2013
O'NEIL	TIM	PROSPECTERA	7/18/2012	Yes		7/18/2013
DOMENICO	TOM	103713	7/18/2012	Yes		7/18/2013
KALIFF	WAYNE	103688	7/18/2012	Yes		7/18/2013
JAMES	ANDREW	BECHTEL	7/23/2012	Yes		7/23/2013
VARGAS	ANTONIO	BECHTEL	7/23/2012	Yes		7/23/2013
NABB	BILLY RAY	BECHTEL	7/23/2012	Yes		7/23/2013
HUTCHINGS	BRYAN	BECHTEL	7/23/2012	Yes		7/23/2013
BALLER	CHARLES	BECHTEL	7/23/2012	Yes		7/23/2013
CATANEO	CHRIS	BECHTEL	7/23/2012	Yes		7/23/2013
DEJAK	DAN	BECHTEL	7/23/2012	Yes		7/23/2013
SACLEGHI	DANA	NRG	7/23/2012	Yes		7/23/2013
OLIVER	DANIEL	PUGLIESE	7/23/2012	Yes		7/23/2013
FOREMAN	DANNY	BECHTEL	7/23/2012	Yes		7/23/2013
FUGATE	DAVID	SEL	7/23/2012	Yes		7/23/2013
ROGERS	DAVID	FARWEST	7/23/2012	Yes	7/11/2013	7/11/2014
RIESER	DEBRA	BECHTEL	7/23/2012	Yes		7/23/2013
TRYON	DENNIS	BECHTEL	7/23/2012	Yes		7/23/2013
BEAUDRY	DEVON	BECHTEL	7/23/2012	Yes		7/23/2013
ROBBINS	DIANA	HAMPTON TEDDER	7/23/2012	Yes		7/23/2013
LYMAN	DREW	BECHTEL	7/23/2012	Yes		7/23/2013
HUESCA	ERIC	BECHTEL	7/23/2012	Yes		7/23/2013
HERNANDEZ	FELIPE	FARWEST	7/23/2012	Yes	7/11/2013	7/11/2014
DUMANCAS	FRANK	BECHTEL	7/23/2012	Yes		7/23/2013
SILVA	HONOVATO	BECHTEL	7/23/2012	Yes		7/23/2013
SANTANA	HUMBERTO	LVP	7/23/2012	Yes		7/23/2013
GREENER	JACQUELINE	BECHTEL	7/23/2012	Yes		7/23/2013
WHITTEN	JAMES	BECHTEL	7/23/2012	Yes		7/23/2013
MORBITZER	JASON	BECHTEL	7/23/2012	Yes		7/23/2013
NUCKOLLS	JASON	BECHTEL	7/23/2012	Yes		7/23/2013
GONZALEZ	JAVIER	BECHTEL	7/23/2012	Yes		7/23/2013
EDWARDS III	JERRY	BECHTEL	7/23/2012	Yes		7/23/2013
CASEY	JESSE	FARWEST	7/23/2012	Yes		7/23/2013
DE LA GARZ	JESSE	BECHTEL	7/23/2012	Yes		7/23/2013
CHAVEZ	JONATHAN	BECHTEL	7/23/2012	Yes		7/23/2013
MARTIN	JONATHAN	BECHTEL	7/23/2012	Yes		7/23/2013
REYNAGA	JUAN	BECHTEL	7/23/2012	Yes		7/23/2013
LOPEZ	JUAN D.	FARWEST	7/23/2012	Yes		7/23/2013
DILLMAN	JUSTIN	BECHTEL	7/23/2012	Yes		7/23/2013
RICHARDSON	KEITH	BECHTEL	7/23/2012	Yes		7/23/2013
GORMAN	KEVIN	BECHTEL	7/23/2012	Yes		7/23/2013
HEUNG	LEURS	BECHTEL	7/23/2012	Yes		7/23/2013

LOCKARD	LYLE	FARWEST	7/23/2012	Yes		7/23/2013
ABDERRAHIM	MARAD H.	FARWEST	7/23/2012	Yes		7/23/2013
MCMANUS	MARC	BECHTEL	7/23/2012	Yes		7/23/2013
CRUZ	MARCO A.	BECHTEL	7/23/2012	Yes		7/23/2013
MELERO	MARIO	BECHTEL	7/23/2012	Yes		7/23/2013
ADLING	MARK	PUGLIESE	7/23/2012	Yes		7/23/2013
KULIKOWSKI	MARK	BCI	7/23/2012	Yes		7/23/2013
SMITH	MARK A.	BECHTEL	7/23/2012	Yes		7/23/2013
SANTILLANEZ	MATTHEW	BECHTEL	7/23/2012	Yes		7/23/2013
MCGLATHERY	MICHAEL	BECHTEL	7/23/2012	Yes		7/23/2013
BERMUDEZ	MIGUEL	BECHTEL	7/23/2012	Yes		7/23/2013
GALVEZ	MIKE	FARWEST	7/23/2012	Yes	7/11/2013	7/11/2014
SAN MIGUEL	MIKE	BECHTEL	7/23/2012	Yes		7/23/2013
CASTILLO	MORSEL	FARWEST	7/23/2012	Yes		7/23/2013
MULLGAN	NATHAN	BECHTEL	7/23/2012	Yes		7/23/2013
KRAUSE	ORRIN	BECHTEL	7/23/2012	Yes		7/23/2013
SALGADO	OSCAR	FARWEST	7/23/2012	Yes		7/23/2013
JAIME	PAUL	BECHTEL	7/23/2012	Yes		7/23/2013
LUNA	PEDRO	BECHTEL	7/23/2012	Yes		7/23/2013
JIMENEZ JR.	RAFAEL	BECHTEL	7/23/2012	Yes	9/17/2012	9/17/2013
SALAZAR	RAY	BECHTEL	7/23/2012	Yes		7/23/2013
SNYDER	RONALD S.	BECHTEL	7/23/2012	Yes	7/11/2013	7/11/2014
BOMGARDNER	RYAN	BECHTEL	7/23/2012	Yes		7/23/2013
RIBAGO	SAMUEL	FARWEST	7/23/2012	Yes		7/23/2013
MACIAS	SAUL	BECHTEL	7/23/2012	Yes		7/23/2013
CALLAHAN	SCOTT	BECHTEL	7/23/2012	Yes		7/23/2013
INGRAM	SCOTT	BECHTEL	7/23/2012	Yes		7/23/2013
WARNOCK	SCOTT	BECHTEL	7/23/2012	Yes		7/23/2013
VIRGIL	SERGIO	BECHTEL	7/23/2012	Yes		7/23/2013
HOGGE	SHAWN	BECHTEL	7/23/2012	Yes		7/23/2013
ALVARADO	SILVESTRE	BECHTEL	7/23/2012	Yes		7/23/2013
BARKER	STEVE	HAMPTON TEDDER	7/23/2012	Yes		7/23/2013
BASICH	STEVE	HAMPTON TEDDER	7/23/2012	Yes		7/23/2013
RYCH	STEVEN	HAMPTON TEDDER	7/23/2012	Yes		7/23/2013
LATIMER	THOMAS	FULLMER	7/23/2012	Yes		7/23/2013
HARDY	TIMOTHY	BECHTEL	7/23/2012	Yes		7/23/2013
MENDOZA JR	TOM	BECHTEL	7/23/2012	Yes		7/23/2013
AREOLA	TROY C.	FARWEST	7/23/2012	Yes	7/11/2013	7/11/2014
SCHEEL	ZACHARY	BECHTEL	7/23/2012	Yes		7/23/2013
BRAND		BECHTEL	7/23/2012	Yes		7/23/2013
GRAY	AARON	BECHTEL	7/25/2012	Yes		7/25/2013
SARMIENTO	ANDRES	BECHTEL	7/25/2012	Yes		7/25/2013
WILLIAMS	ANITA 'CHRISTINE'	FARWEST	7/25/2012	Yes	7/11/2013	7/11/2014
ABREO	ANTHONY	BECHTEL	7/25/2012	Yes		7/25/2013
SOLANA	BILL	SCE	7/25/2012	Yes		7/25/2013
GOODWYN	BRAD	HYDRATIGHT	7/25/2012	Yes		7/25/2013
CHESSAR	CALEB	BECHTEL	7/25/2012	Yes		7/25/2013
ALBILLO	CARLOS	EL PRADO	7/25/2012	Yes		7/25/2013
SCHOUVILLER	CHARLIE	BECHTEL	7/25/2012	Yes		7/25/2013
JOHNSON	CHERYL	BECHTEL	7/25/2012	Yes		7/25/2013
JONES	CHRISTOPHER A.	BECHTEL	7/25/2012	Yes		7/25/2013
OREGON	DENNIS	SCE	7/25/2012	Yes		7/25/2013
FRAZIER	DERRICK	BECHTEL	7/25/2012	Yes		7/25/2013

RICHARDS	DOLORES	BECHTEL	7/25/2012	Yes	7/11/2013	7/11/2014
ALBILLO	EDELFO	EL PRADO	7/25/2012	Yes		7/25/2013
ALBILLO	EDELFO D.	FULLNER	7/25/2012	Yes		7/25/2013
WILSON	FARM	BECHTEL	7/25/2012	Yes		7/25/2013
POLAK	HILARY	BUREAU VERITAS	7/25/2012	Yes		7/25/2013
DIAZ-GUTIERREZ	IRVING	BECHTEL	7/25/2012	Yes		7/25/2013
GONZALEZ	ISRAEL	BECHTEL	7/25/2012	Yes		7/25/2013
MARTINEZ	JAIME	FARWEST	7/25/2012	Yes		7/25/2013
ADAUTO	JAMES	BECHTEL	7/25/2012	Yes		7/25/2013
CLOYD	JASON	BECHTEL	7/25/2012	Yes		7/25/2013
ALLRED	JEFF	BECHTEL	7/25/2012	Yes		7/25/2013
MC PHETRIDGE	JEFF	BECHTEL	7/25/2012	Yes		7/25/2013
ARTIE	JERRY	BUREAU VERITAS	7/25/2012	Yes		7/25/2013
RUEBN	JIM	BECHTEL	7/25/2012	Yes		7/25/2013
CHUNG	JOHN	BECHTEL	7/25/2012	Yes		7/25/2013
KING	JOHN	BECHTEL	7/25/2012	Yes		7/25/2013
ALBILLO	JONATHAN	EL PRADO	7/25/2012	Yes		7/25/2013
AVINOR	JONATHAN	BSCM	7/25/2012	Yes		7/25/2013
PEREZ	JORGE	EL PRADO	7/25/2012	Yes		7/25/2013
ACOSTA	JOSE	BECHTEL	7/25/2012	Yes		7/25/2013
SANCHEZ	JOSE NICK	BECHTEL	7/25/2012	Yes		7/25/2013
AREOLA	KARLO	FARWEST	7/25/2012	Yes	7/11/2013	7/11/2014
LEWIS	KEN	BECHTEL	7/25/2012	Yes		7/25/2013
CHATHAM	KEVIN	BECHTEL	7/25/2012	Yes		7/25/2013
GUTIERREZ	LUIS	BECHTEL	7/25/2012	Yes		7/25/2013
RICE	MARK	BECHTEL	7/25/2012	Yes		7/25/2013
ALLEN	MARVIN D.	BECHTEL	7/25/2012	Yes		7/25/2013
TITUS	MATTHEW	BECHTEL	7/25/2012	Yes		7/25/2013
LORD	MIKE	BECHTEL	7/25/2012	Yes		7/25/2013
SKOMSKI	MIKE	BECHTEL	7/25/2012	Yes		7/25/2013
SMITH	NATHAN	BECHTEL	7/25/2012	Yes		7/25/2013
BISON	NATHAN	BECHTEL	7/25/2012	Yes		7/25/2013
KANIA	NICHOLAS	RILEY POWER	7/25/2012	Yes		7/25/2013
HARDIN	RICKY L.	BECHTEL	7/25/2012	Yes		7/25/2013
MARTIN	ROBERT	BECHTEL	7/25/2012	Yes		7/25/2013
WHITE	RODNEY J.	BECHTEL	7/25/2012	Yes	3/7/2013	3/7/2014
GAUTSCHI	RON	BECHTEL	7/25/2012	Yes		7/25/2013
BROWN JR.	SAUNDERS	BECHTEL	7/25/2012	Yes		7/25/2013
CABRERA	SNAIDER	BECHTEL	7/25/2012	Yes		7/25/2013
THACH	STEPHEN	FIC	7/25/2012	Yes		7/25/2013
HINI JR	TALOSAGA	BECHTEL	7/25/2012	Yes		7/25/2013
WASHINGTON	THERON	BECHTEL	7/25/2012	Yes		7/25/2013
MOORE	TODD	BECHTEL	7/25/2012	Yes		7/25/2013
CASTRO	VICTOR	BECHTEL	7/25/2012	Yes		7/25/2013
DAVIS	WILLIE	BECHTEL	7/25/2012	Yes		7/25/2013
WILLIS	WILLIE	BECHTEL	7/25/2012	Yes		7/25/2013
HAMM	ADRIAN	103907	7/30/2012	Yes		7/30/2013
FEIGELSTOCK	AHARON	BRIGHTSOURCE	7/30/2012	Yes		7/30/2013
PADDOCK	ALEX J.	BECHTEL	7/30/2012	Yes		7/30/2013
WODESKY	ANDY	BECHTEL	7/30/2012	Yes		7/30/2013
SCHMITZ	ANTHONY	BECHTEL	7/30/2012	Yes		7/30/2013
YUNGER	ANTHONY	BECHTEL	7/30/2012	Yes		7/30/2013
ALVARADO	ARTURO	BECHTEL	7/30/2012	Yes	10/31/2013	10/31/2014

CARNEY	BEN K.	10927	7/30/2012	Yes		7/30/2013
JACKSON	BRENT	103912	7/30/2012	Yes		7/30/2013
PFALZGRAF	BRIAN	103881	7/30/2012	Yes		7/30/2013
CHESTNUT	CHRISTOPHER	BECHTEL	7/30/2012	Yes		7/30/2013
SULLIVAN	CRAIG	SCHECK	7/30/2012	Yes	7/11/2013	7/11/2014
ROSENBERG	DANNY	BRIGHTSOURCE	7/30/2012	Yes		7/30/2013
BAILEY	DARRELL	BECHTEL	7/30/2012	Yes		7/30/2013
CRAIN	DAVID K.	NRG	7/30/2012	Yes		7/30/2013
JOHNSON	DEMETRIUS	103908	7/30/2012	Yes		7/30/2013
MORROW	DON	BECHTEL	7/30/2012	Yes		7/30/2013
WARD	DRAKE	103897	7/30/2012	Yes		7/30/2013
JACKSON	DWIGHT	SO CAL EDISON	7/30/2012	Yes		7/30/2013
HOWARTH	ELI	BECHTEL	7/30/2012	Yes		7/30/2013
CHRISTY	ELMO	103885	7/30/2012	Yes		7/30/2013
RININGER	ERIC	103916	7/30/2012	Yes		7/30/2013
SILVA	ERICK	SO CAL EDISON	7/30/2012	Yes		7/30/2013
MOZUR	ERIK W.	BECHTEL	7/30/2012	Yes		7/30/2013
PANTEAN	FELIX	103925	7/30/2012	Yes		7/30/2013
SNARES	FRANK	103903	7/30/2012	Yes		7/30/2013
SCRIVEN	GARY C.	102129	7/30/2012	Yes		7/30/2013
HAMMONDS	HUBERT CARSON	103893	7/30/2012	Yes		7/30/2013
BENALLY	JAMES	NM	7/30/2012	Yes		7/30/2013
BROWN	JAMES	103923	7/30/2012	Yes		7/30/2013
SLUSHER	JAMES C.	103891	7/30/2012	Yes		7/30/2013
STEPHENSON	JASON	BECHTEL	7/30/2012	Yes		7/30/2013
PASKE	JASON A.	103894	7/30/2012	Yes		7/30/2013
FISHER	JEFFEREY	103913	7/30/2012	Yes		7/30/2013
RECORD	JERRY	103914	7/30/2012	Yes		7/30/2013
DAVIS	JESS	103924	7/30/2012	Yes		7/30/2013
OSINSKI	JOE	828828	7/30/2012	Yes		7/30/2013
BEEMAN	JOHN	BECHTEL	7/30/2012	Yes		7/30/2013
CASEY	JOHN	103831	7/30/2012	Yes		7/30/2013
LEESE	JON	103921	7/30/2012	Yes		7/30/2013
CONTRERAS	JOSE	103886	7/30/2012	Yes		7/30/2013
MANSON	JOSE S.	INTEGRATED MECH SYS	7/30/2012	Yes		7/30/2013
MARTINEZ	JOSEPH	BECHTEL	7/30/2012	Yes		7/30/2013
ORTEGA	JOSEPH	BECHTEL	7/30/2012	Yes		7/30/2013
BATEMAN	JULIE	BECHTEL	7/30/2012	Yes		7/30/2013
SNYDER	JUSTIN	103787	7/30/2012	Yes		7/30/2013
VARGAS	KEITH	BECHTEL	7/30/2012	Yes		7/30/2013
FORMAN	KIRK	BECHTEL	7/30/2012	Yes		7/30/2013
GOULART	LEE	BECHTEL	7/30/2012	Yes		7/30/2013
MOODY	LOWELL A.	103905	7/30/2012	Yes		7/30/2013
TIMBRELL	MARK	FULMER	7/30/2012	Yes		7/30/2013
PAUL	MARK S.	102506	7/30/2012	Yes		7/30/2013
MARTS	MARTIN J.	BECHTEL	7/30/2012	Yes		7/30/2013
ZEIT	MATTHEW	CHARTIS	7/30/2012	Yes		7/30/2013
SOLIS	MEGAN	103889	7/30/2012	Yes		7/30/2013
HAIN	MICHAEL	103880	7/30/2012	Yes		7/30/2013
VINDIGNI	MICHAEL	BECHTEL	7/30/2012	Yes		7/30/2013
MORALES	RENE	103909	7/30/2012	Yes		7/30/2013
BARRICKMAN	RICK	103882	7/30/2012	Yes		7/30/2013
FARDIQ	RICKY	BECHTEL	7/30/2012	Yes		7/30/2013

RICHARDS	ROBERT	101704	7/30/2012	Yes		7/30/2013
CHAMBERS	ROBERT D.	103918	7/30/2012	Yes		7/30/2013
HASELTINE	RODNEY	103926	7/30/2012	Yes		7/30/2013
MERCADO	RUBEN	FULMER	7/30/2012	Yes		7/30/2013
DA SILVA	SERGIO	103884	7/30/2012	Yes		7/30/2013
GUERRERO	STEPHEN NIGEL	BECHTEL	7/30/2012	Yes		7/30/2013
BAIRD	TIMOTHY	102907	7/30/2012	Yes		7/30/2013
THAYER	TOM	BECHTEL	7/30/2012	Yes		7/30/2013
SCHMINK	TROY	BECHTEL	7/30/2012	Yes		7/30/2013
MARTIN	VAUGHN	BECHTEL	7/30/2012	Yes		7/30/2013
PETERS	WARREN	103920	7/30/2012	Yes		7/30/2013
GILDART	WESLEY	103887	7/30/2012	Yes		7/30/2013
CARMAN	WILLIAM	BECHTEL	7/30/2012	Yes		7/30/2013
DINGMAN	AARON	BECHTEL	8/1/2012	Yes		8/1/2013
MONZINGO	ADRIENNE	BECHTEL	8/1/2012	Yes		8/1/2013
BILLCHOFER	ALAN	ALLIED VALUE	8/1/2012	Yes		8/1/2013
ORNELAS	ALEJANDRO	BECHTEL	8/1/2012	Yes		8/1/2013
BUSTAMANTE	ARTHUR	BECHTEL	8/1/2012	Yes		8/1/2013
CRUZ	BENJAMIN	BECHTEL	8/1/2012	Yes		8/1/2013
AVALOS	CASIANO	BECHTEL	8/1/2012	Yes		8/1/2013
CAMPBELL	CECIL	BECHTEL	8/1/2012	Yes		8/1/2013
WHIPPLE	CHAD	ALLIED VALUE	8/1/2012	Yes		8/1/2013
BARBA	CHRIS	BECHTEL	8/1/2012	Yes		8/1/2013
JOHNSON	CHRISTOPHER	BECHTEL	8/1/2012	Yes		8/1/2013
FINLEY	CURTIS	BECHTEL	8/1/2012	Yes		8/1/2013
HAUT	CURTIS R.	BECHTEL	8/1/2012	Yes		8/1/2013
LUGO	DANIEL	TRIUMPH/FULLMER	8/1/2012	Yes		8/1/2013
QUINATA	DEREK	BECHTEL	8/1/2012	Yes		8/1/2013
JOHNSON	ERIC	BECHTEL	8/1/2012	Yes		8/1/2013
TAFT	FRANK	BECHTEL	8/1/2012	Yes		8/1/2013
LESTER	GENE	BECHTEL	8/1/2012	Yes		8/1/2013
COVARRUBIAS	HECTOR	TRIUMPH/FULLMER	8/1/2012	Yes		8/1/2013
ANDREACIM	HENRIK	PTCTV	8/1/2012	Yes		8/1/2013
VAZQUEZ	JAIME	ALLIED VALUE	8/1/2012	Yes		8/1/2013
JACKSON	JARROD	BECHTEL	8/1/2012	Yes		8/1/2013
MATHIS	JENNIFER	BECHTEL	8/1/2012	Yes		8/1/2013
WOOD	JEREMY	BECHTEL	8/1/2012	Yes		8/1/2013
SERTICCHIO	JOE	BECHTEL	8/1/2012	Yes		8/1/2013
PIATTI	JOHN	BECHTEL	8/1/2012	Yes		8/1/2013
LUCERO	JOSE M.	BECHTEL	8/1/2012	Yes		8/1/2013
SEEPERSAD	LINCOLN	BECHTEL	8/1/2012	Yes		8/1/2013
SKLEPOWICZ	MARK	BECHTEL	8/1/2012	Yes		8/1/2013
EVERV	MARK	BECHTEL	8/1/2012	Yes		8/1/2013
RICHARDSON	MAURICE	BECHTEL	8/1/2012	Yes	8/1/2013	8/1/2014
TEAL	MICHAEL	BECHTEL	8/1/2012	Yes		8/1/2013
GARCIA	MIGUEL A.	BECHTEL	8/1/2012	Yes		8/1/2013
ALVAREZ	MIKE	BECHTEL	8/1/2012	Yes		8/1/2013
INMAN	PAUL	BECHTEL	8/1/2012	Yes		8/1/2013
GRAY	RANDY	BECHTEL	8/1/2012	Yes		8/1/2013
BUFFORD	RDALE	BECHTEL	8/1/2012	Yes		8/1/2013
RODRIGUEZ	RENE	BECHTEL	8/1/2012	Yes		8/1/2013
DITCH	ROBERT	BECHTEL	8/1/2012	Yes		8/1/2013
CAPURRO	ROGER	BECHTEL	8/1/2012	Yes		8/1/2013

ROBERTS	RONALD G.	BECHTEL	8/1/2012	Yes		8/1/2013
MILLER	SCOTT	BECHTEL	8/1/2012	Yes		8/1/2013
SENICES	STEPHEN	TRIUMPH/FULLMER	8/1/2012	Yes		8/1/2013
TABER	STEPHEN	BECHTEL	8/1/2012	Yes		8/1/2013
PASILLAS	STEVEN	BECHTEL	8/1/2012	Yes		8/1/2013
VU	TIMOTHY	BECHTEL	8/1/2012	Yes		8/1/2013
RUBIO	VICTOR	BECHTEL	8/1/2012	Yes		8/1/2013
KWAN	WAYNE	BECHTEL	8/1/2012	Yes		8/1/2013
WILLIAMS	WAYNE	BECHTEL	8/1/2012	Yes		8/1/2013
JOHNSON	WENDELL	BECHTEL	8/1/2012	Yes		8/1/2013
MARTIN	WINSTON	BECHTEL	8/1/2012	Yes		8/1/2013
KEYHANI	ADAM	IMC	8/6/2012	Yes		8/6/2013
CAGUARANDE	ADO	BECHTEL	8/6/2012	Yes		8/6/2013
VERGARA	ALEJANDRO	BECHTEL	8/6/2012	Yes		8/6/2013
DONABIDIAN	ANTRANIC	BECHTEL	8/6/2012	Yes		8/6/2013
GONZALEZ	ARMANDO	BECHTEL	8/6/2012	Yes		8/6/2013
VALLEJOS	BILL	BECHTEL	8/6/2012	Yes	7/11/2013	7/11/2014
RUIZ	CESAR	BECHTEL	8/6/2012	Yes	8/1/2013	8/1/2014
RAUCH	CHAD	BECHTEL	8/6/2012	Yes		8/6/2013
BOODHAI	CHRISENDEASH	BECHTEL	8/6/2012	Yes		8/6/2013
BUGGS	CHRISTOPHER	CUSTOM ARC	8/6/2012	Yes		8/6/2013
ANQUIANO	DANIEL	BECHTEL	8/6/2012	Yes		8/6/2013
HARRIS	DANIEL	BECHTEL	8/6/2012	Yes		8/6/2013
BIGGERS	DAVID	BECHTEL	8/6/2012	Yes		8/6/2013
MARTIN	DUANE	BECHTEL	8/6/2012	Yes	8/1/2013	8/1/2014
MARTINEZ	FERNANDO	BECHTEL	8/6/2012	Yes		8/6/2013
LEON	FRASMO	BECHTEL	8/6/2012	Yes		8/6/2013
DEL PINO	FRED	BECHTEL	8/6/2012	Yes	8/1/2013	8/1/2014
COOK	GAVIN	BECHTEL	8/6/2012	Yes		8/6/2013
WILLIAMS	GREGORY	BECHTEL	8/6/2012	Yes		8/6/2013
AMAYA	GUSTAVO	BECHTEL	8/6/2012	Yes		8/6/2013
COMBS	GUY	BECHTEL	8/6/2012	Yes	8/8/2013	8/8/2014
GIBSON	JAMES	FARWEST	8/6/2012	Yes	8/1/2013	8/1/2014
QUIROZ	JARED	BECHTEL	8/6/2012	Yes	8/1/2013	8/1/2014
CHANCELLOR	JASON	BECHTEL	8/6/2012	Yes		8/6/2013
EVES	JEREMY	BECHTEL	8/6/2012	Yes		8/6/2013
ROARK	JOHN	COGEN CLEANING TECH	8/6/2012	Yes		8/6/2013
SUTTON	JOHN	BECHTEL	8/6/2012	Yes		8/6/2013
WHITE	JOHN	BECHTEL	8/6/2012	Yes		8/6/2013
CURLEY	LAWRENCE	BECHTEL	8/6/2012	Yes		8/6/2013
DICKENSON	LISA	BECHTEL	8/6/2012	Yes		8/6/2013
JULIUS	MARK	BECHTEL	8/6/2012	Yes		8/6/2013
CAMPOS	MARTIN A.	BECHTEL	8/6/2012	Yes		8/6/2013
BROOKS	MICHAEL	BECHTEL	8/6/2012	Yes		8/6/2013
ENRIQUEZ	MICHAEL	FARWEST	8/6/2012	Yes	8/1/2013	8/1/2014
ADAMSKI	MIKE	BECHTEL	8/6/2012	Yes		8/6/2013
HINZER	MIKE	BECHTEL	8/6/2012	Yes		8/6/2013
COHIAN	OSCAR	BECHTEL	8/6/2012	Yes		8/6/2013
WARD	PAUL	BECHTEL	8/6/2012	Yes		8/6/2013
NELSON	PETE	BECHTEL	8/6/2012	Yes		8/6/2013
MEDINA	QUIRINO	BECHTEL	8/6/2012	Yes		8/6/2013
ROBERTS	RANDY	BECHTEL	8/6/2012	Yes		8/6/2013
LYONS	RAYMOND	BECHTEL	8/6/2012	Yes		8/6/2013

PETERSON	RONALD	BECHTEL	8/6/2012	Yes		8/6/2013
BOOKLAND	SAPIR	BECHTEL	8/6/2012	Yes		8/6/2013
SINOVIL	SCOTT	ELEMENTAL	8/6/2012	Yes		8/6/2013
VOTAW	SCOTT	BECHTEL	8/6/2012	Yes		8/6/2013
MITCHELL	SHANE	COGEN CLEANING TECH	8/6/2012	Yes		8/6/2013
CAMPBELL	SHELDON	BECHTEL	8/6/2012	Yes		8/6/2013
JAMES	STANLEY	BECHTEL	8/6/2012	Yes		8/6/2013
NISEM	STEVEN	BECHTEL	8/6/2012	Yes		8/6/2013
BIRD	TAYLOR	BECHTEL	8/6/2012	Yes		8/6/2013
HENDERSON	TOM	BECHTEL	8/6/2012	Yes		8/6/2013
EMRAY	TREVOR		8/6/2012	Yes		8/6/2013
HOLLAND	VALTRI	BECHTEL	8/6/2012	Yes		8/6/2013
PAYTN	VERNON L.	BECHTEL	8/6/2012	Yes		8/6/2013
PIFERS	ALFRED	BECHTEL	8/8/2012	Yes		8/8/2013
DRAPER	ALTON	BECHTEL	8/8/2012	Yes		8/8/2013
HEMPHILL	BRYAN	BECHTEL	8/8/2012	Yes		8/8/2013
MCKEE	DAVID	BECHTEL	8/8/2012	Yes		8/8/2013
PAEZ	DAVID	BECHTEL	8/8/2012	Yes		8/8/2013
WOOD	DAVID	BECHTEL	8/8/2012	Yes		8/8/2013
FREHNER	GARIK	BECHTEL	8/8/2012	Yes		8/8/2013
MAHONEY	JAMES	BECHTEL	8/8/2012	Yes		8/8/2013
ROGERS	JAMES	BECHTEL	8/8/2012	Yes		8/8/2013
SLOAN SR.	JAMES	BECHTEL	8/8/2012	Yes		8/8/2013
WARAS	JEFFREY		8/8/2012	Yes		8/8/2013
CLARK	JIBRIL	BECHTEL	8/8/2012	Yes		8/8/2013
JACOBS	JOHN	BECHTEL	8/8/2012	Yes		8/8/2013
SANCHEZ	JOSE		8/8/2012	Yes		8/8/2013
BALDERRMAN	JOSEPH	BECHTEL	8/8/2012	Yes		8/8/2013
PARRINO	JOSEPH	BECHTEL	8/8/2012	Yes		8/8/2013
RIGGS	JOSHUA	BECHTEL	8/8/2012	Yes		8/8/2013
AMIE	JUZANE	BECHTEL	8/8/2012	Yes		8/8/2013
ROBERTS	KIRK	BECHTEL	8/8/2012	Yes		8/8/2013
WASHINGTON	LEON	BECHTEL	8/8/2012	Yes		8/8/2013
KRAMP	MARK	BECHTEL	8/8/2012	Yes		8/8/2013
LISTER	MARK	BECHTEL	8/8/2012	Yes		8/8/2013
FIERROS	MICHAEL	BECHTEL	8/8/2012	Yes		8/8/2013
PETERSON	NICHOLAS	BECHTEL	8/8/2012	Yes		8/8/2013
SIMS	NICK	BECHTEL	8/8/2012	Yes		8/8/2013
MARTINEZ	PHILLIP	BECHTEL	8/8/2012	Yes		8/8/2013
COYTO	RAMIRO		8/8/2012	Yes		8/8/2013
MOVATES	RAYMOND	BECHTEL	8/8/2012	Yes		8/8/2013
RIVA	ROB	BECHTEL	8/8/2012	Yes		8/8/2013
SCHMALFEIDT	ROBERT	BECHTEL	8/8/2012	Yes		8/8/2013
RAMIREZ	ROBERTO		8/8/2012	Yes		8/8/2013
HIGHTOWER	SCOTT	BECHTEL	8/8/2012	Yes		8/8/2013
KISTLER	SCOTT	BECHTEL	8/8/2012	Yes		8/8/2013
HOWERTON	STEVE	BECHTEL	8/8/2012	Yes		8/8/2013
SPEARS	STEVE	BECHTEL	8/8/2012	Yes		8/8/2013
PEGENAU	THOMAS	BECHTEL	8/8/2012	Yes		8/8/2013
MICHELSON	AARON	BECHTEL	8/13/2012	Yes		8/13/2013
JUSTICE	ADAM	BECHTEL	8/13/2012	Yes		8/13/2013
EIZAH	AMOS	BRIGHTSOURCE	8/13/2012	Yes		8/13/2013
MOREHEAD	ANDREW	PROSPECTER	8/13/2012	Yes		8/13/2013

RUIZ	ANTHONY	BECHTEL	8/13/2012	Yes		8/13/2013
VILLANE	ANTHONY	ELEMENTAL	8/13/2012	Yes		8/13/2013
WARREN	ANTHONY	BECHTEL	8/13/2012	Yes		8/13/2013
SOLORIS	ANTONI	UNITED FENCE	8/13/2012	Yes		8/13/2013
SATISH	ASHWIN	BECHTEL	8/13/2012	Yes		8/13/2013
LIBRIZE	BERNARD	BECHTEL	8/13/2012	Yes		8/13/2013
FEELER	BILL	BECHTEL	8/13/2012	Yes		8/13/2013
MENDOZA	BRIAN	BECHTEL	8/13/2012	Yes		8/13/2013
ANDERSON	CHAD	H&E	8/13/2012	Yes		8/13/2013
MILLS	CHANCE	CUSTOM ARC	8/13/2012	Yes		8/13/2013
GILWOOD	DANA	BECHTEL	8/13/2012	Yes		8/13/2013
SOLER	DAVE	ELEMENTAL	8/13/2012	Yes		8/13/2013
ESKANDER	DAVID	ELEMENTAL	8/13/2012	Yes		8/13/2013
FRIDMAN	DAVID	BRIGHTSOURCE	8/13/2012	Yes		8/13/2013
JONES	DAVID	ELEMENTAL	8/13/2012	Yes		8/13/2013
ALLEN	DENNIS	BECHTEL	8/13/2012	Yes		8/13/2013
BRIDGE	DENNIS	CROWN FENCE	8/13/2012	Yes		8/13/2013
SAHDOL	DOUGLAS	BECHTEL	8/13/2012	Yes		8/13/2013
FINLEY	ERIC	BECHTEL	8/13/2012	Yes		8/13/2013
ORDONEZ	ERIC	ELEMENTAL	8/13/2012	Yes		8/13/2013
HECHT	GENE	BECHTEL	8/13/2012	Yes		8/13/2013
PEREZ	GONZALO	UNITED FENCE	8/13/2012	Yes		8/13/2013
GAPBERRY	GREG	ELEMENTAL	8/13/2012	Yes		8/13/2013
CORONA	GUILLERMO	BECHTEL	8/13/2012	Yes		8/13/2013
AMRANI	GUY	BRIGHTSOURCE	8/13/2012	Yes		8/13/2013
RAMBOA	JAIME	UNITED FENCE	8/13/2012	Yes		8/13/2013
MC SWEENEY	JAMES	BECHTEL	8/13/2012	Yes		8/13/2013
POOLE JR.	JAMES	CUSTOM ARC	8/13/2012	Yes		8/13/2013
ROSA	JAMES	TWL FOR NRG	8/13/2012	Yes		8/13/2013
SANCHEZ	JAMES	BECHTEL	8/13/2012	Yes		8/13/2013
HOBSIN	JASON	BECHTEL	8/13/2012	Yes		8/13/2013
DELACRUZ	JAYCEE	H&E	8/13/2012	Yes		8/13/2013
PEREZ	JOHN	CUSTOM ARC	8/13/2012	Yes		8/13/2013
SCHROEDER	JOHN	BECHTEL	8/13/2012	Yes		8/13/2013
RIVERA	JOSE	BECHTEL	8/13/2012	Yes		8/13/2013
TEJEDA	JOSE	BECHTEL	8/13/2012	Yes		8/13/2013
HIGHTOWER	JOSEPH	BECHTEL	8/13/2012	Yes		8/13/2013
PUSBACH	JOSEPH	BECHTEL	8/13/2012	Yes		8/13/2013
KIEFFER	KENNETH	ELEMENTAL	8/13/2012	Yes		8/13/2013
RICKARD	KENNETH	BECHTEL	8/13/2012	Yes		8/13/2013
MILLS	KRIS-JAI	BECHTEL	8/13/2012	Yes		8/13/2013
IZAGUIRRE	KUBEN	BECHTEL	8/13/2012	Yes		8/13/2013
SCHLOGOL II	LAWRENCE	BECHTEL	8/13/2012	Yes		8/13/2013
SNIFFEN	LEONARD	BECHTEL	8/13/2012	Yes		8/13/2013
DOMINGUEZ JR.	LOUIS	BECHTEL	8/13/2012	Yes		8/13/2013
CHANEL	MARCELO	BECHTEL	8/13/2012	Yes		8/13/2013
LAMBERT	MARK	BECHTEL	8/13/2012	Yes		8/13/2013
PAYTON II	MARK	BECHTEL	8/13/2012	Yes		8/13/2013
LOPEZ	MARTIN	SCE	8/13/2012	Yes		8/13/2013
SCHULTZ	MATTHEW	SCE	8/13/2012	Yes		8/13/2013
BENALY	MICHELLE	BECHTEL	8/13/2012	Yes		8/13/2013
GLEASON	NATHAN	BECHTEL	8/13/2012	Yes		8/13/2013
PORTILLO	NELSON	BECHTEL	8/13/2012	Yes		8/13/2013

BROWN	ORMOND	BECHTEL	8/13/2012	Yes		8/13/2013
DUBROWA	PAUL	BECHTEL	8/13/2012	Yes		8/13/2013
RUIZ	RANDEL	BECHTEL	8/13/2012	Yes		8/13/2013
GUNNLAUGSSON	RANDY	TALASLEND/BECHTEL	8/13/2012	Yes	7/25/2013	7/25/2014
CORTES	RAUL	BECHTEL	8/13/2012	Yes		8/13/2013
O'FARRELL	RICHARD	BECHTEL	8/13/2012	Yes		8/13/2013
LUCERO	ROBERT	GREGG ELECTRIC	8/13/2012	Yes		8/13/2013
DEERN	ROBIN	BECHTEL	8/13/2012	Yes		8/13/2013
STULTS	RODNEY	BECHTEL	8/13/2012	Yes		8/13/2013
BENNETT	RYAN	BECHTEL	8/13/2012	Yes		8/13/2013
VEAL	SAYL	BECHTEL	8/13/2012	Yes		8/13/2013
BAMFIELD	SCOTT	BECHTEL	8/13/2012	Yes		8/13/2013
GORDON	STEVE	BECHTEL	8/13/2012	Yes		8/13/2013
KROMER	STEVEN	BECHTEL	8/13/2012	Yes		8/13/2013
LEPROCOSE	STEVEN	B	8/13/2012	Yes		8/13/2013
VALENTA	STEVEN	BECHTEL	8/13/2012	Yes		8/13/2013
DHANIFU	SYLE	BECHTEL	8/13/2012	Yes		8/13/2013
CASTILLO	THOMAS	BECHTEL	8/13/2012	Yes		8/13/2013
ARMANDO	TORRES	UNITED FENCE	8/13/2012	Yes		8/13/2013
ENGLAND	TRAVIS	BECHTEL	8/13/2012	Yes		8/13/2013
ROWBERRY	TREVEN	BECHTEL	8/13/2012	Yes		8/13/2013
BROWN	WAYNE	BECHTEL	8/13/2012	Yes		8/13/2013
GIBERSONS	WAYNE	BECHTEL	8/13/2012	Yes		8/13/2013
WIELAND	WILLIAM	ELEMENTAL	8/13/2012	Yes		8/13/2013
CENTENO	ALFONSO	104101	8/15/2012	Yes		8/15/2013
GALLAGHER	BENJAMIN	104188	8/15/2012	Yes		8/15/2013
BOWEN	BOYD E.	104168	8/15/2012	Yes		8/15/2013
MISTAMP	BRUCE	104187	8/15/2012	Yes		8/15/2013
COBABE	CHRISTOPHER	104055	8/15/2012	Yes		8/15/2013
BRASS	CLIFF	104195	8/15/2012	Yes		8/15/2013
SWANGLER	DAN	104200	8/15/2012	Yes		8/15/2013
RUGG	DARYL	104165	8/15/2012	Yes		8/15/2013
MILLER	DAVID	104197	8/15/2012	Yes		8/15/2013
ARAYON	DIEGO	104181	8/15/2012	Yes		8/15/2013
STEWART	DWIGHT	104199	8/15/2012	Yes		8/15/2013
GRAYBAL	EDDIE	104159	8/15/2012	Yes		8/15/2013
SUTTON	ERIC	104191	8/15/2012	Yes		8/15/2013
DOWDY	EVANS	104117	8/15/2012	Yes		8/15/2013
ARAGON	FERNANDO	104170	8/15/2012	Yes	9/20/2012	9/20/2013
CASLAS	GABE	104189	8/15/2012	Yes		8/15/2013
REYES	GERALDO	104174	8/15/2012	Yes		8/15/2013
CRISLER	HENRY	104176	8/15/2012	Yes		8/15/2013
LEVINE	JACOB	104190	8/15/2012	Yes		8/15/2013
NOVELLO	JAMES	104184	8/15/2012	Yes		8/15/2013
COLLINSWORTH	JAMES	104164	8/15/2012	Yes		8/15/2013
FITZGERALD	JEFF	104185	8/15/2012	Yes		8/15/2013
MANGUM	JEFF	104158	8/15/2012	Yes		8/15/2013
VERMILYE	JENNIE L.	103021	8/15/2012	Yes		8/15/2013
WILSON	JOHN	102197	8/15/2012	Yes		8/15/2013
SHUBIN	JOSEPH D.	104178	8/15/2012	Yes		8/15/2013
VERMILYE	JOSEPH L.	103023	8/15/2012	Yes		8/15/2013
KOVELLO	KEITH	104171	8/15/2012	Yes		8/15/2013
ROSS	KRISTOPHER	104183	8/15/2012	Yes		8/15/2013

HERNANDES	MANUEL	104192	8/15/2012	Yes		8/15/2013
HALL	MARK	523656	8/15/2012	Yes		8/15/2013
GIBSON	MARTY	104157	8/15/2012	Yes		8/15/2013
MILLS	MELVIN	104172	8/15/2012	Yes		8/15/2013
LIZCANO	MICHAEL	104186	8/15/2012	Yes		8/15/2013
COHEE	MICHAEL	104167	8/15/2012	Yes		8/15/2013
MOORE	MICHAEL	102601	8/15/2012	Yes		8/15/2013
SCHUH	MIKE	104194	8/15/2012	Yes		8/15/2013
HOWARD	PATRICK	104182	8/15/2012	Yes		8/15/2013
RIVAS	PAUL M.	104177	8/15/2012	Yes		8/15/2013
SALAZAR	RAY	103753	8/15/2012	Yes		8/15/2013
GARCIA	RAYMOND	104198	8/15/2012	Yes		8/15/2013
SALAZAR	RICHARD	104173	8/15/2012	Yes		8/15/2013
ORNELAS	ROBERT	104163	8/15/2012	Yes		8/15/2013
BALTIERRA	ROBERT	104166	8/15/2012	Yes		8/15/2013
GONZALEZ	RODRIGO	RAIN FOR RENT	8/15/2012	Yes		8/15/2013
VARGAS	RUDY	104196	8/15/2012	Yes		8/15/2013
MATHIS	SCOTT	104193	8/15/2012	Yes		8/15/2013
SONNENBURG	SHAUN	104180	8/15/2012	Yes		8/15/2013
ZIELOMSKI	THOMAS	104179	8/15/2012	Yes		8/15/2013
DAHNA	WAYNE	104169	8/15/2012	Yes		8/15/2013
PALOMINOS	ALEX	BECHTEL	8/20/2012	Yes		8/20/2013
CHARRAT	ALI	BECHTEL	8/20/2012	Yes		8/20/2013
TURNER	ARNON	BRIGHTSOURCE	8/20/2012	Yes		8/20/2013
GUZMAN	ART	BECHTEL	8/20/2012	Yes		8/20/2013
BURNS	BOB	BECHTEL	8/20/2012	Yes		8/20/2013
HUFFORD	BRYAN	BECHTEL	8/20/2012	Yes		8/20/2013
CHRISTMAN	CHRIS	GEN-TECH	8/20/2012	Yes		8/20/2013
JOHNSON	CHRISTOPHER	BECHTEL	8/20/2012	Yes		8/20/2013
WILLIAMS	CODDEY C.	BECHTEL	8/20/2012	Yes		8/20/2013
RUSSELL	DANNY	BECHTEL	8/20/2012	Yes		8/20/2013
HANNA	DANNY J.	BECHTEL	8/20/2012	Yes		8/20/2013
BONNEY	DAVID	BECHTEL	8/20/2012	Yes		8/20/2013
GOMEZ	DIEGO	BECHTEL	8/20/2012	Yes		8/20/2013
PALINA	EDDIE	BECHTEL	8/20/2012	Yes		8/20/2013
RORNBLUM	GREGORY	BRIGHTSOURCE	8/20/2012	Yes		8/20/2013
CAYTON	HOWARD W.	NRG	8/20/2012	Yes		8/20/2013
DE LA TORRE	JAIME	BECHTEL	8/20/2012	Yes		8/20/2013
BESS	JAMES	BECHTEL	8/20/2012	Yes		8/20/2013
WEBB	JAMES ALLEN	BECHTEL	8/20/2012	Yes		8/20/2013
FINCH	JERROLD	UNITED RENTALS	8/20/2012	Yes		8/20/2013
MACHIAVELO	JONATHAN	BECHTEL	8/20/2012	Yes		8/20/2013
SALLOUM	JOSEPH	ELEMENTAL	8/20/2012	Yes		8/20/2013
SMECK	JOSEPH	BECHTEL	8/20/2012	Yes		8/20/2013
MARTINEZ	JUAN C.	BECHTEL	8/20/2012	Yes		8/20/2013
EIGHMY	JUSTIN	BECHTEL	8/20/2012	Yes		8/20/2013
PETITT	KALE	BECHTEL	8/20/2012	Yes		8/20/2013
DEVINE	KEITH	BECHTEL	8/20/2012	Yes		8/20/2013
GIBSON	KENNETH	BECHTEL	8/20/2012	Yes		8/20/2013
DORN	LARRY D.	BECHTEL	8/20/2012	Yes		8/20/2013
STANZESKI	MYENUEL	NRG	8/20/2012	Yes		8/20/2013
TEBOUL	NETHANEL	BRIGHTSOURCE	8/20/2012	Yes		8/20/2013
MARCHESE	NICK	BECHTEL	8/20/2012	Yes		8/20/2013

PELLE	NORVEL	BECHTEL	8/20/2012	Yes		8/20/2013
GREEN	OMRI	BRIGHTSOURCE	8/20/2012	Yes		8/20/2013
VIRRAY	OSCAR C.	BECHTEL	8/20/2012	Yes		8/20/2013
OCHOA	PABLO	CROWN FENCE	8/20/2012	Yes		8/20/2013
GIROUARD	RICKY J.	NRG	8/20/2012	Yes		8/20/2013
DELIBERTIS	ROBERT	BECHTEL	8/20/2012	Yes		8/20/2013
WOZNICKI	RODNEY	BECHTEL	8/20/2012	Yes		8/20/2013
WILCOX	RONALD	BECHTEL	8/20/2012	Yes		8/20/2013
WALKEN	RUSTY	CUSTOM ARC	8/20/2012	Yes		8/20/2013
RUVALCABA	SAUL	BECHTEL	8/20/2012	Yes		8/20/2013
STONER	SCOTT W.	BECHTEL	8/20/2012	Yes		8/20/2013
HIRCHERT	TOM	UNITED RENTALS	8/20/2012	Yes		8/20/2013
BROWN JR.	WILLIAM E.	BECHTEL	8/20/2012	Yes		8/20/2013
GATES	BARRY	BECHTEL	8/30/2012	Yes		8/30/2013
HANKINS	ANTHONY	BECHTEL	9/4/2012	Yes		9/4/2013
VAN TASSEL	ANTHONY	BECHTEL	9/4/2012	Yes		9/4/2013
REYE	ANTONIO	FAR WEST	9/4/2012	Yes		9/4/2013
BARNEY	BEN	BECHTEL	9/4/2012	Yes		9/4/2013
BARBOUR	BRETT	BECHTEL	9/4/2012	Yes		9/4/2013
AGUILAR	CAMILO	EL PRADO CLEANING	9/4/2012	Yes		9/4/2013
CASTRO	CARLOS	BECHTEL	9/4/2012	Yes		9/4/2013
TAMAYO	CARLOS	FAR WEST	9/4/2012	Yes		9/4/2013
EDWARDS	CHRIS	BECHTEL	9/4/2012	Yes		9/4/2013
VEGA	CHRIS	FAR WEST	9/4/2012	Yes		9/4/2013
CORRILLO	DAVID	FAR WEST	9/4/2012	Yes		9/4/2013
LOPEZ	DENNIS	FAR WEST	9/4/2012	Yes		9/4/2013
RHODES	DUSTY	LAS VEGAS PAVING	9/4/2012	Yes		9/4/2013
(ILLEGIBLE)	FRANCISCO	FAR WEST	9/4/2012	Yes		9/4/2013
CAMPOS	HECTOR	FAR WEST	9/4/2012	Yes		9/4/2013
JAMES	HENRY	L.V.P.	9/4/2012	Yes		9/4/2013
BROWN	HUGH	BECHTEL	9/4/2012	Yes		9/4/2013
LOPEZ	ISAC	FIS	9/4/2012	Yes		9/4/2013
BLINKA	JAMES	SCHECK	9/4/2012	Yes		9/4/2013
PRINCE	JEFF	BECHTEL	9/4/2012	Yes		9/4/2013
WATERS	JEREMY	SCHECK	9/4/2012	Yes		9/4/2013
CANTU	JODY	BECHTEL	9/4/2012	Yes		9/4/2013
MCNAMARA	JOE	BECHTEL	9/4/2012	Yes	8/29/2013	8/29/2014
WARD	JOE	BECHTEL	9/4/2012	Yes		9/4/2013
AYALA	JOEL	MISTRAS	9/4/2012	Yes		9/4/2013
REYES	JOHN	BECHTEL	9/4/2012	Yes		9/4/2013
STEWART	JOHN	SCHECK	9/4/2012	Yes		9/4/2013
MILLER II	JOHN R.	FAR WEST	9/4/2012	Yes		9/4/2013
MARROQUIN	JORGE	FAR WEST	9/4/2012	Yes		9/4/2013
HERRERA	JOSE	FAR WEST	9/4/2012	Yes	9/12/2013	9/12/2014
MACIAS	JOSE L.	EL PRADO CLEANING	9/4/2012	Yes		9/4/2013
HECHT	JUSTIN	BECHTEL	9/4/2012	Yes		9/4/2013
NELSON	KARL D.	FIS	9/4/2012	Yes		9/4/2013
FERGUSON	KEN	BECHTEL	9/4/2012	Yes		9/4/2013
ENERAN	LEONARDO C.	BECHTEL	9/4/2012	Yes		9/4/2013
MARTINEZ	MARIO I	FAR WEST	9/4/2012	Yes		9/4/2013
TRAFNY	MICHAEL	BECHTEL	9/4/2012	Yes		9/4/2013
POSTON	MICHAEL	HYDRATIGHT	9/4/2012	Yes		9/4/2013
HERRERA	OSCAR	FAR WEST	9/4/2012	Yes		9/4/2013

BAIN	RICHARD	FAR WEST	9/4/2012	Yes		9/4/2013
GIBSON	ROBERT	BECHTEL	9/4/2012	Yes		9/4/2013
PEARO	ROBERT	FIS	9/4/2012	Yes		9/4/2013
FOGEL	ROGER	FAR WEST	9/4/2012	Yes		9/4/2013
CEBALLOS	RYAN	BECHTEL	9/4/2012	Yes		9/4/2013
OLIVO	SAMUEL	FAR WEST	9/4/2012	Yes		9/4/2013
SANDOVAL	SANTOS JOSE	FAR WEST	9/4/2012	Yes		9/4/2013
LUNA	SAUL	FAR WEST	9/4/2012	Yes		9/4/2013
CRUMP	TERELLE	HYDRATIGHT	9/4/2012	Yes		9/4/2013
(ILLEGIBLE)	VICTOR	FIS	9/4/2012	Yes		9/4/2013
ARREDONDO	VICTOR M.	FARWEST	9/4/2012	Yes	9/12/2013	9/12/2014
GARCIA	WILLIAM	FAR WEST	9/4/2012	Yes		9/4/2013
BERGMEN	BRENT	TECHNO COATINGS	9/10/2012	Yes		9/10/2013
ANDERSON	CHARLES	BECHTEL	9/10/2012	Yes		9/10/2013
LEDESMA	CINDY	FAR WEST	9/10/2012	Yes		9/10/2013
MCHUGH	DAVID	ALLIED VALUE	9/10/2012	Yes		9/10/2013
ARANA	ENRIQUE	LB	9/10/2012	Yes		9/10/2013
ARANA JR	ENRIQUE M.	LB	9/10/2012	Yes		9/10/2013
ANDERSON	GEORGE	NRG	9/10/2012	Yes	9/19/2013	9/19/2014
TIPTON	GORDON	ROTORK CONTROLS	9/10/2012	Yes		9/10/2013
MIRAMONTES	GREG	BECHTEL	9/10/2012	Yes		9/10/2013
GOLINSKI	GUSTAW	RILEY POWER	9/10/2012	Yes		9/10/2013
HALL	JAMES	ROTORK CONTROLS	9/10/2012	Yes		9/10/2013
BRADY IV	JAMES A.	HAMPTON TEDDER	9/10/2012	Yes		9/10/2013
RAMIREZ	JAVIER	BECHTEL	9/10/2012	Yes		9/10/2013
ETTEL	JEREMY	BECHTEL	9/10/2012	Yes		9/10/2013
KIRKPATRICK	JOHN	ROTORK CONTROLS	9/10/2012	Yes		9/10/2013
LOPEZ	JOSE	BECHTEL	9/10/2012	Yes		9/10/2013
RODRIGUEZ	JOSE F	CUSTOM ARC	9/10/2012	Yes		9/10/2013
LOPEZ S	JOSE J	LB	9/10/2012	Yes		9/10/2013
WHEELER	KOREY	BECHTEL	9/10/2012	Yes		9/10/2013
GIBSON	KYLE	BECHTEL	9/10/2012	Yes		9/10/2013
GIBBY JR.	LARRY P.	CUSTOM ARC	9/10/2012	Yes		9/10/2013
ARMSTRONG	M	HSB CT	9/10/2012	Yes		9/10/2013
AHUMADA	MARIO R.	LB	9/10/2012	Yes		9/10/2013
(ILLEGIBLE)	MARK	FAR WEST	9/10/2012	Yes		9/10/2013
HARVEY	MARK	NRG ENERGY	9/10/2012	Yes		9/10/2013
BLADEN	PETER	BECHTEL	9/10/2012	Yes		9/10/2013
DERATTO	ROBERTO	BECHTEL	9/10/2012	Yes		9/10/2013
DIAZ	RODOLFO	IRON WORKERS	9/10/2012	Yes		9/10/2013
WATKINS	RYAN	F.I.C.	9/10/2012	Yes		9/10/2013
SCHROEDER	THOMAS	ALLIED VALUE	9/10/2012	Yes		9/10/2013
BONILLA	VVALDO	LB	9/10/2012	Yes		9/10/2013
WILLIAMS	WAYNE	BECHTEL	9/10/2012	Yes		9/10/2013
DORMAN	WENDELL	TALASCEND	9/10/2012	Yes		9/10/2013
LACAMBRA	WIL	HSB CT	9/10/2012	Yes		9/10/2013
ROCKE	WINSTON	BECHTEL	9/10/2012	Yes		9/10/2013
MAGNER	YONI	BRIGHTSOURCE	9/10/2012	Yes		9/10/2013
DENESS	CAROLYN	BECHTEL	9/13/2012	Yes		9/13/2013
ANDERSON	DAVID	BECHTEL	9/13/2012	Yes	10/7/2013	10/7/2014
GOMEZ	FRANK	BECHTEL	9/13/2012	Yes		9/13/2013
STEPHENSON	GARY	BECHTEL	9/13/2012	Yes		9/13/2013
MORRISON	JOHN CLINT	BECHTEL	9/13/2012	Yes		9/13/2013

AAENSON	MICHAEL	BECHTEL	9/13/2012	Yes		9/13/2013
PICKENS	RONALD	BECHTEL	9/13/2012	Yes		9/13/2013
DAHL	ALLEN	TED WIENS	9/17/2012	Yes		9/17/2013
GALANG	ANDREW	BECHTEL	9/17/2012	Yes		9/17/2013
DOMINGUEZ	ARTHUR	BECHTEL	9/17/2012	Yes		9/17/2013
HOLBROCK	BRIAN	RILEY POWER	9/17/2012	Yes		9/17/2013
WILSON	CHRIS	CUSTOM ARC	9/17/2012	Yes		9/17/2013
CUEVA	CHUDIO BENJAMIN	BECHTEL	9/17/2012	Yes		9/17/2013
BLID	CONRAD	SIEMENS	9/17/2012	Yes		9/17/2013
MCINTIRE	D. CAMRON	BECHTEL	9/17/2012	Yes		9/17/2013
BALOJ	DAVID	BECHTEL	9/17/2012	Yes		9/17/2013
COLBY	DEAN	BECHTEL	9/17/2012	Yes		9/17/2013
BAILER	DENNIS	NRG	9/17/2012	Yes		9/17/2013
CRUZ	DOUGLAS	SCE	9/17/2012	Yes		9/17/2013
MEGGS	DOUGLAS	SCE	9/17/2012	Yes		9/17/2013
GONZALEZ	FRANCISCO J.	FAR WEST	9/17/2012	Yes		9/17/2013
RIGGS	GORDON	BECHTEL	9/17/2012	Yes		9/17/2013
FUENTES	HENRY	FAR WEST	9/17/2012	Yes		9/17/2013
COBB	JAMES	CUSTOM ARC	9/17/2012	Yes		9/17/2013
MOSELEY	JAMES MARK	CUSTOM ARC	9/17/2012	Yes		9/17/2013
KUHNERT	JASON	BECHTEL	9/17/2012	Yes		9/17/2013
LALLEY	JEFFREY	CRANEVEYOR	9/17/2012	Yes		9/17/2013
PIERCE	JEFFREY R.	TEAMSTER 166	9/17/2012	Yes		9/17/2013
NABER	JERRY E.	BECHTEL	9/17/2012	Yes		9/17/2013
LEONARD	JOANN	SECURITAS	9/17/2012	Yes		9/17/2013
SPARKS	JOHN	SECURITAS	9/17/2012	Yes		9/17/2013
PUENTES	JOSE	TED WIENS	9/17/2012	Yes		9/17/2013
RAMIREZ JR.	JOSEPH R.	BECHTEL	9/17/2012	Yes		9/17/2013
MORA	JUAN M.	FAR WEST	9/17/2012	Yes	9/12/2013	9/12/2014
SOLOR	KEVIN	BECHTEL	9/17/2012	Yes		9/17/2013
THOMAS	LARRY	BECHTEL	9/17/2012	Yes		9/17/2013
DELGADO	LAURENCE	SCE	9/17/2012	Yes		9/17/2013
LUEVAND	MARLEN	CRANEVEYOR	9/17/2012	Yes		9/17/2013
VARGAS	MARTIN G.	BECHTEL	9/17/2012	Yes		9/17/2013
ATKINS	MARVIN	CUSTOM ARC	9/17/2012	Yes		9/17/2013
MCDONALD	MICHAEL	SHREK	9/17/2012	Yes	8/29/2013	8/29/2014
WILLIAMSON	MICHAEL	UNITED RENTALS	9/17/2012	Yes		9/17/2013
DENNISON	MIKE	SCE	9/17/2012	Yes		9/17/2013
RINGER	MIKE	RILEY POWER	9/17/2012	Yes		9/17/2013
KIPPING	R. SCOT	BECHTEL	9/17/2012	Yes		9/17/2013
MEDINA	RAUL	FAR WEST	9/17/2012	Yes		9/17/2013
BRUIJN	RICHARD	BECHTEL	9/17/2012	Yes		9/17/2013
CARRILLO	ROBERT	BECHTEL	9/17/2012	Yes		9/17/2013
OSEGUERA	ROBERT	BECHTEL	9/17/2012	Yes		9/17/2013
WEBSTER	SAMUEL	BRIGHTSOURCE	9/17/2012	Yes	8/15/2013	8/15/2014
BRACERO	SAMUEL E.	BCC	9/17/2012	Yes		9/17/2013
BARTON	SCOTT	CUSTOM ARC	9/17/2012	Yes		9/17/2013
MARTIN	SYLVIO	CUSTOM ARC	9/17/2012	Yes		9/17/2013
FIMBRES	TONY R.	BECHTEL	9/17/2012	Yes		9/17/2013
LOCKARD	WILLIAM	BRIGHTSOURCE	9/17/2012	Yes		9/17/2013
ROBINSON	WILLIAM L.	BECHTEL	9/17/2012	Yes		9/17/2013
FURNISH	BOB	BECHTEL	9/20/2012	Yes		9/20/2013
MENDENHALL	MARK	BECHTEL	9/20/2012	Yes		9/20/2013

SALISBURY	MATT	MARDIAN	9/20/2012	Yes		9/20/2013
MARQUEZ	ALEX	BECHTEL	9/24/2012	Yes		9/24/2013
CATE	ALVIN	BECHTEL	9/24/2012	Yes		9/24/2013
OLSON	BRIAN	BECHTEL	9/24/2012	Yes		9/24/2013
NELSEN	DEAN	BECHTEL	9/24/2012	Yes		9/24/2013
ACEVEDO	DENNIS	BECHTEL	9/24/2012	Yes		9/24/2013
HOUCH	DION J	BECHTEL	9/24/2012	Yes		9/24/2013
NAOR	GILAD	BRIGHTSOURCE	9/24/2012	Yes		9/24/2013
ROSAS	GILBERT	FAR WEST	9/24/2012	Yes		9/24/2013
WRIGHT	JASON	FAR WEST	9/24/2012	Yes		9/24/2013
BIAL	JEFF	TED WIENS	9/24/2012	Yes		9/24/2013
KUENBO	JEFF	FAR WEST	9/24/2012	Yes		9/24/2013
REESE	JOE	BECHTEL	9/24/2012	Yes		9/24/2013
WILLIAMS	JOELLE	BECHTEL	9/24/2012	Yes		9/24/2013
DELGADO	JOSEPH	BECHTEL	9/24/2012	Yes		9/24/2013
HARRINGTON	JUSTIN	BECHTEL	9/24/2012	Yes		9/24/2013
NEILL	KELLY	BECHTEL	9/24/2012	Yes		9/24/2013
MALO	LOUIS	BECHTEL	9/24/2012	Yes		9/24/2013
SALAZAR	LOUIS	BECHTEL	9/24/2012	Yes		9/24/2013
CHALCRAFT	MATT	COGEN CLEANING TECH	9/24/2012	Yes		9/24/2013
LUCKY	MATTHEW	BECHTEL	9/24/2012	Yes		9/24/2013
BECKA	MICHAEL	BECHTEL	9/24/2012	Yes		9/24/2013
GOODMAN	MICHAEL	BECHTEL	9/24/2012	Yes		9/24/2013
O'BERRY	MICHAEL J.	BECHTEL	9/24/2012	Yes		9/24/2013
NORNHOLD	MICK	BECHTEL	9/24/2012	Yes		9/24/2013
WAY	MIGUEL	UNION 32	9/24/2012	Yes		9/24/2013
ORDAZ	MIGUEL ANGEL	BECHTEL	9/24/2012	Yes		9/24/2013
PERYER	NICHOLAS	BECHTEL	9/24/2012	Yes		9/24/2013
SCHUIZE	PATRICK	BECHTEL	9/24/2012	Yes		9/24/2013
ACEVEDO	RAMIRO		9/24/2012	Yes		9/24/2013
ANTOINE	RICHARD	FAR WEST	9/24/2012	Yes		9/24/2013
BURKE	ROD	BECHTEL	9/24/2012	Yes		9/24/2013
BRUBAUGH	STEVE	BECHTEL	9/24/2012	Yes		9/24/2013
HANDLESON	TRAVIS	AMERICAN EQUIPMENT	9/24/2012	Yes		9/24/2013
AGUIRE	VALENTIN	FAR WEST	9/24/2012	Yes		9/24/2013
HORNER	VICTOR	BECHTEL	9/24/2012	Yes		9/24/2013
PROVENUO	ABDON	BECHTEL	10/8/2012	Yes		10/8/2013
SALAZAR	ABRAM	BECHTEL	10/8/2012	Yes		10/8/2013
DAHN	ADDISON	FAR WEST	10/8/2012	Yes		10/8/2013
CUMIFORD	ANDREW	BECHTEL	10/8/2012	Yes		10/8/2013
CHAVEZ	ARTURO	BECHTEL	10/8/2012	Yes		10/8/2013
CHIDERS	BILL	FAR WEST	10/8/2012	Yes		10/8/2013
REDMOND	BRIAN	BECHTEL	10/8/2012	Yes		10/8/2013
BARKER	BRYCE	BECHTEL	10/8/2012	Yes		10/8/2013
YAZZIE	CARLIN	BECHTEL	10/8/2012	Yes		10/8/2013
DIDIER	CHARLES C.	BECHTEL	10/8/2012	Yes		10/8/2013
GIMBLER	CHRIS	BECHTEL	10/8/2012	Yes		10/8/2013
HIGLEY	CHRIS	BECHTEL	10/8/2012	Yes		10/8/2013
WISNIEWSKI	DANIEL	BRIGHTSOURCE	10/8/2012	Yes		10/8/2013
SKAGGS	DANIEL P.	BECHTEL	10/8/2012	Yes		10/8/2013
ANDRE	DAVE	NRG	10/8/2012	Yes		10/8/2013
JOHNSON	DON	BECHTEL	10/8/2012	Yes		10/8/2013
DARLING	DREW	EMF FIRE SOLUTIONS	10/8/2012	Yes		10/8/2013

MARTINEZ	EDGAR B.	BECHTEL	10/8/2012	Yes		10/8/2013
IRVING	ERIC	NRG	10/8/2012	Yes		10/8/2013
URIURTE	FRANCISCO T.	BECHTEL	10/8/2012	Yes		10/8/2013
ROBERSON	JERRY	BECHTEL	10/8/2012	Yes		10/8/2013
MORAN	JIM	NRG	10/8/2012	Yes		10/8/2013
HARRINGTON	JOE	BECHTEL	10/8/2012	Yes		10/8/2013
CARTWRIGHT	JOHN	BECHTEL	10/8/2012	Yes		10/8/2013
RUMPEL	KEITH	BECHTEL	10/8/2012	Yes		10/8/2013
TOLCHIN	LEE	NRG	10/8/2012	Yes		10/8/2013
BRYANT	MARLON	BECHTEL	10/8/2012	Yes		10/8/2013
STOCKS	MARTIN	BECHTEL	10/8/2012	Yes		10/8/2013
TULLY	MARTIN	BECHTEL	10/8/2012	Yes		10/8/2013
TUNHEIM	MARX	BECHTEL	10/8/2012	Yes		10/8/2013
CRENSHAW	MATTHEW	BECHTEL	10/8/2012	Yes		10/8/2013
GOMEZ	MICHAEL	BECHTEL	10/8/2012	Yes		10/8/2013
MANNING	MICHAEL R.	BECHTEL	10/8/2012	Yes		10/8/2013
WHEELER	NITA	LAS VEGAS PAVING	10/8/2012	Yes		10/8/2013
DILTS	PATRICK	BECHTEL	10/8/2012	Yes		10/8/2013
CARRILLO	PETER	BECHTEL	10/8/2012	Yes		10/8/2013
ORMOND	PETER	STRATEGIC	10/8/2012	Yes		10/8/2013
GONT	PHILLIP	NRG	10/8/2012	Yes		10/8/2013
LOFTIS	RAY	BECHTEL	10/8/2012	Yes		10/8/2013
LOVEJOY	RAY	BECHTEL	10/8/2012	Yes		10/8/2013
HILTERBRANT	RICHARD	BECHTEL	10/8/2012	Yes		10/8/2013
PEKARSKY	SLAVA	BRIGHTSOURCE	10/8/2012	Yes		10/8/2013
TEGELER	STEPHEN	BECHTEL	10/8/2012	Yes		10/8/2013
BARTHOLOMEW	AARON	BECHTEL	10/15/2012	Yes		10/15/2013
AMADOR	ADRIAN	FAR WEST	10/15/2012	Yes		10/15/2013
TORRES	ANDY	BECHTEL	10/15/2012	Yes		10/15/2013
BRINK	BEN	BECHTEL	10/15/2012	Yes		10/15/2013
WATSON	CARROLL	BECHTEL	10/15/2012	Yes		10/15/2013
LLOYD	CHAD	BECHTEL	10/15/2012	Yes		10/15/2013
BENTER	DANIEL	IUPAT	10/15/2012	Yes		10/15/2013
PRATT	DAVID K.	BECHTEL	10/15/2012	Yes		10/15/2013
LYNCH	DENNIS	BECHTEL	10/15/2012	Yes		10/15/2013
BAUER	DONALD	BECHTEL	10/15/2012	Yes		10/15/2013
SHOPE	DUSTIN	BECHTEL	10/15/2012	Yes		10/15/2013
HABER	ELI	BRIGHTSOURCE	10/15/2012	Yes		10/15/2013
FLORES	FRANK	BECHTEL	10/15/2012	Yes		10/15/2013
HACKER	GREG	BECHTEL	10/15/2012	Yes		10/15/2013
KIRTLEY	GREG	BECHTEL	10/15/2012	Yes		10/15/2013
CORDER	JASON S.	BECHTEL	10/15/2012	Yes		10/15/2013
LECORNEC	JOHN	NRG	10/15/2012	Yes		10/15/2013
GOOLOY	JOSE	FAR WEST	10/15/2012	Yes		10/15/2013
FERNANDEZ	JUAN	FAR WEST	10/15/2012	Yes		10/15/2013
HUMPHRIES	KENNETH	BECHTEL	10/15/2012	Yes		10/15/2013
DENNISTON	MICHAEL	BECHTEL	10/15/2012	Yes		10/15/2013
GOLDBERG	NITZAN	BRIGHTSOURCE	10/15/2012	Yes		10/15/2013
BEGAY	PETER	BECHTEL	10/15/2012	Yes		10/15/2013
JOHNSON	RICHARD	BECHTEL	10/15/2012	Yes		10/15/2013
ZARBO	ROBERT	BECHTEL	10/15/2012	Yes		10/15/2013
DELAP	ROBERT A.	BECHTEL	10/15/2012	Yes		10/15/2013
LEVESTON	ROY	NRG	10/15/2012	Yes		10/15/2013

BECERRA	STEVE	IUPAT	10/15/2012	Yes		10/15/2013
FOSAICK	THERESA	BECHTEL	10/15/2012	Yes		10/15/2013
HASTINGS	TIMOTHY	BECHTEL	10/15/2012	Yes		10/15/2013
PUCKET	ALAN	BECHTEL	10/22/2012	Yes		10/22/2013
RODRIGUEZ	ALBERT	FAR WEST	10/22/2012	Yes		10/22/2013
REWTERIA	ALEJANDRO	FAR WEST	10/22/2012	Yes		10/22/2013
HUMPRHYS	ANDREW	BECHTEL	10/22/2012	Yes		10/22/2013
PEACE	ANDREW	FAR WEST	10/22/2012	Yes		10/22/2013
FRANKLIN	BRIAN	BECHTEL	10/22/2012	Yes		10/22/2013
BRINER	BRUCE	BECHTEL	10/22/2012	Yes		10/22/2013
HALL	CHARLES	BECHTEL	10/22/2012	Yes		10/22/2013
WALSH	DAVID	FAR WEST	10/22/2012	Yes		10/22/2013
MORA	EFRAIN	BECHTEL	10/22/2012	Yes		10/22/2013
ARCENGAUX	ERIC	BECHTEL	10/22/2012	Yes		10/22/2013
GAUSE	GREGORY	BECHTEL	10/22/2012	Yes		10/22/2013
ROBERTS	GUY	BECHTEL	10/22/2012	Yes		10/22/2013
HESTER	HUBERT	EMF FIRE SOLUTIONS	10/22/2012	Yes		10/22/2013
KENNEDY	ISSAC	FAR WEST	10/22/2012	Yes		10/22/2013
MOYER	JACOB	TEAMSTERS/BECHTEL	10/22/2012	Yes		10/22/2013
LANE	JAMES	BECHTEL	10/22/2012	Yes		10/22/2013
SHAFFER	JERRY	TED WIENS	10/22/2012	Yes		10/22/2013
LARRISON	JIM	RENTECH	10/22/2012	Yes		10/22/2013
BOLCATAR	JOSE	FAR WEST	10/22/2012	Yes		10/22/2013
PRATER	KIRK	BECHTEL	10/22/2012	Yes		10/22/2013
TRAN	LAN	FAR WEST	10/22/2012	Yes		10/22/2013
KEPPEN	LARRY	SIEMENS	10/22/2012	Yes		10/22/2013
HANSON	PETER	HYDRATIGHT	10/22/2012	Yes		10/22/2013
ESCOBEDO	RAFAEL	BECHTEL	10/22/2012	Yes		10/22/2013
CONNELL	RICHARD	BECHTEL	10/22/2012	Yes		10/22/2013
RICHARDSON	RICKEY	BECHTEL	10/22/2012	Yes		10/22/2013
REID	ROBERT	BECHTEL	10/22/2012	Yes		10/22/2013
TILFORD	STEVE	FAR WEST	10/22/2012	Yes		10/22/2013
ADAROS	WILSON	BECHTEL	10/22/2012	Yes		10/22/2013
MADRID	ANDREW	FAR WEST	11/5/2012	Yes		11/5/2013
LIGLIOLI	ANTHONY	CASHMAN	11/5/2012	Yes		11/5/2013
PETERSON	BRADY	BECHTEL	11/5/2012	Yes		11/5/2013
TALBEA	BRIENNA	FAR WEST	11/5/2012	Yes		11/5/2013
FRIAS	BULDO	FAR WEST	11/5/2012	Yes		11/5/2013
ABBOTT	DALE	BECHTEL	11/5/2012	Yes		11/5/2013
NADEAU	DANIEL	ABB	11/5/2012	Yes		11/5/2013
WEISS	DORON	BRIGHTSOURCE	11/5/2012	Yes		11/5/2013
FAULK	DOUGLAS	CASHMAN	11/5/2012	Yes		11/5/2013
PLASCENCIA	EDER	FAR WEST	11/5/2012	Yes		11/5/2013
SNYDER	EDWARD	FAR WEST	11/5/2012	Yes		11/5/2013
RAMOS	ERIC	FAR WEST	11/5/2012	Yes		11/5/2013
PORTER	EUGENE	RENTECH	11/5/2012	Yes		11/5/2013
ROSAS	FELIPE	FAR WEST	11/5/2012	Yes		11/5/2013
RUNN	HENRY	FAR WEST	11/5/2012	Yes		11/5/2013
MCCREARY	JANET	NRG	11/5/2012	Yes		11/5/2013
CONNER	JOEL	SCHECK	11/5/2012	Yes		11/5/2013
REEVE	JOHN	COHESIVE	11/5/2012	Yes		11/5/2013
CHAN	JULIO	FAR WEST	11/5/2012	Yes		11/5/2013
CARA	MAXWELL	FAR WEST	11/5/2012	Yes		11/5/2013

ZAMUDIO	MICHAEL	FAR WEST	11/5/2012	Yes		11/5/2013
GONZALES	MITCHELL	FAR WEST	11/5/2012	Yes		11/5/2013
SWENSSON	NILS	SLEMENS	11/5/2012	Yes		11/5/2013
PADLNAXI	PAUL	FAR WEST	11/5/2012	Yes		11/5/2013
URHCA	PEDRO	BECHTEL	11/5/2012	Yes		11/5/2013
POLUCK	RICK	SCHECK	11/5/2012	Yes		11/5/2013
GUTIERREZ	RYAN	FAR WEST	11/5/2012	Yes		11/5/2013
NUNG	SIMON	FAR WEST	11/5/2012	Yes		11/5/2013
STAIRS	TERRANCE	BECHTEL	11/5/2012	Yes		11/5/2013
GIVRILESCU	VICTOR	PPS	11/5/2012	Yes		11/5/2013
KUNZ	WILLIAM	SCHECK	11/5/2012	Yes		11/5/2013
DE PAZ	CARLOS A.	BECHTEL	11/8/2012	Yes		11/8/2013
OROZCO	DAVID	FAR WESTINS.	11/8/2012	Yes		11/8/2013
REED	DAVID	BECHTEL	11/8/2012	Yes		11/8/2013
BURNAMAN	DENNIS	BECHTEL	11/8/2012	Yes		11/8/2013
EKENSTAM	DEVON	KNIGHT & LEAVITT	11/8/2012	Yes		11/8/2013
SELBY	DON	BECHTEL	11/8/2012	Yes		11/8/2013
UROUTIA	ELEUTERIC	BECHTEL	11/8/2012	Yes		11/8/2013
RAMIREZ	ERNESTO	BECHTEL	11/8/2012	Yes		11/8/2013
HUNT	GARY	BSCM	11/8/2012	Yes		11/8/2013
MONKS	GERALD (JERRY)	SOLAR PARTNERS	11/8/2012	Yes		11/8/2013
HOLLAND	JAMES	BECHTEL	11/8/2012	Yes		11/8/2013
MORENO	JESUS	BECHTEL	11/8/2012	Yes		11/8/2013
CHARLES JR.	JOE	LVP	11/8/2012	Yes		11/8/2013
DONNELL	JOHN	RILEY POWER	11/8/2012	Yes		11/8/2013
VEANA	JOSE	BECHTEL	11/8/2012	Yes		11/8/2013
MURPHY	JOSHUA	LVP	11/8/2012	Yes		11/8/2013
ESQUIVEL	JUAN	BECHTEL	11/8/2012	Yes		11/8/2013
ADERO	LARRY	JB	11/8/2012	Yes		11/8/2013
JOHNSON	MARK	BECHTEL	11/8/2012	Yes		11/8/2013
ESPINOSA	MIGUEL	BECHTEL	11/8/2012	Yes		11/8/2013
STEPHENS	NICOLE	SOLAR PARTNERS	11/8/2012	Yes		11/8/2013
CASTILLO	OTILIO	BECHTEL	11/8/2012	Yes		11/8/2013
PETERS	RAY	BECHTEL	11/8/2012	Yes		11/8/2013
OROPEZA	RENE	BECHTEL	11/8/2012	Yes		11/8/2013
HESTER	RYAN	LVP	11/8/2012	Yes		11/8/2013
CANNING	SHAWN	LVP	11/8/2012	Yes		11/8/2013
BARKER	TIM	BECHTEL	11/8/2012	Yes		11/8/2013
MCCARD	VICTOR	BECHTEL	11/8/2012	Yes		11/8/2013
KELLY	GARRY	BECHTEL	11/13/2012	Yes		11/13/2013
ADLER	IDO	BRIGHTSOURCE	11/13/2012	Yes		11/13/2013
WEBER	JASON	MARDIAN	11/13/2012	Yes		11/13/2013
JAUN	JAY	COEN	11/13/2012	Yes		11/13/2013
VERIGA	MARK	BECHTEL	11/13/2012	Yes		11/13/2013
KELLEDES	RAYMOND R.	NRG	11/13/2012	Yes		11/13/2013
PARIS	STEVE	RENTECH	11/13/2012	Yes		11/13/2013
MARTINEZ	DINO	IBEW LOCAL 477	11/14/2012	Yes		11/14/2012
SAMSON	JONATHON	COEN	11/14/2012	Yes		11/14/2012
CHAPMAN	PAUL	BECHTEL	11/14/2012	Yes		11/14/2012
OCONNOR	ADAM	CARDNO ENTRIX	11/19/2012	Yes		11/19/2013
GARCIA	ALFRED		11/19/2012	Yes		11/19/2013
NICHOLS	BOB	CCT	11/19/2012	Yes		11/19/2013
BENSON	DENNIS	MDRS	11/19/2012	Yes		11/19/2013

LONG	ERIC	HAMPTON TEDDER	11/19/2012	Yes		11/19/2013
RIGHETTI	JOHN	BECHTEL	11/19/2012	Yes		11/19/2013
ZARBO	JOHNNIE JEWANIA	BECHTEL	11/19/2012	Yes		11/19/2013
ALLEN	MARYANN	TALASCEND	11/19/2012	Yes		11/19/2013
BENSON	PAMELA	MDRS	11/19/2012	Yes		11/19/2013
NELSON	PAUL	BECHTEL	11/19/2012	Yes		11/19/2013
MCKNIGHT	WILLIAM	CARDNO ENTRIX	11/19/2012	Yes		11/19/2013
GUERRERO	BENITO	FAR WESTINS.	11/26/2012	Yes		11/26/2013
GREENLEAF	BENJAMIN	CCT	11/26/2012	Yes		11/26/2013
TATE	CLINTON	BECHTEL	11/26/2012	Yes		11/26/2013
LATTEA	GARY L.	FAR WESTINS.	11/26/2012	Yes		11/26/2013
JONES	JAMES	BECHTEL	11/26/2012	Yes		11/26/2013
BUTTS	JERRY	BECHTEL	11/26/2012	Yes		11/26/2013
GISH	JIM	CHEMCLEAN	11/26/2012	Yes		11/26/2013
TINLIN	JIM	NRG	11/26/2012	Yes	6/6/2013	6/6/2014
CASTRO	JUAN	FAR WESTINS.	11/26/2012	Yes		11/26/2013
LEONARD	KEVIN M.	CCT	11/26/2012	Yes		11/26/2013
ANDERSON	MICHAEL	BECHTEL	11/26/2012	Yes		11/26/2013
LUJAN	RANDALL	BECHTEL	11/26/2012	Yes		11/26/2013
JEFCLACK	RICHARD	CCT	11/26/2012	Yes		11/26/2013
GUIDRY	STEPHEN	CCT	11/26/2012	Yes		11/26/2013
PULLY	STEVEN W.	BECHTEL	11/26/2012	Yes		11/26/2013
TROWBRIDGE	TIMOTHY	UNITED RENTALS	11/26/2012	Yes		11/26/2013
GEORGE	WILLIAM	UNITED RENTALS	11/26/2012	Yes		11/26/2013
MOLNAR	ADRIAN	GOEDECKE	12/3/2012	Yes		12/3/2013
EDWARDS	ANGELA	NRG	12/3/2012	Yes		12/3/2013
GOODMAN	CHRISTINA		12/3/2012	Yes		12/3/2013
POPHAM	CLINT	BECHTEL	12/3/2012	Yes		12/3/2013
STALSNY	COREY	SCHECK	12/3/2012	Yes		12/3/2013
BOURGEOIS	DALE A.	GEDA USA	12/3/2012	Yes		12/3/2013
HAWKS	DARIN	CROWN	12/3/2012	Yes		12/3/2013
JOHNSON	DORMAN G.	SCHECK	12/3/2012	Yes		12/3/2013
ISHIKAWA	DUSTIN	HYDRATIGHT	12/3/2012	Yes		12/3/2013
VEGA	ERIC	FAR WESTINS.	12/3/2012	Yes		12/3/2013
SANCHEZ	FLORENCE A.	FAR WESTINS.	12/3/2012	Yes		12/3/2013
ADAMS	GREGORY	SCE	12/3/2012	Yes		12/3/2013
HILL	GUY	GOEDECKE	12/3/2012	Yes		12/3/2013
TRUJILLO	ISAAC	SCE	12/3/2012	Yes		12/3/2013
RAUBOLT	JAMES A.	CROWN FENCE	12/3/2012	Yes		12/3/2013
HAWKINSON	JAY	THERN	12/3/2012	Yes		12/3/2013
SERRANO	JOEL	FAR WESTINS.	12/3/2012	Yes		12/3/2013
SWARTS	JOSHUA	ELEMENTAL	12/3/2012	Yes		12/3/2013
PAHIMA	KOBI	BRIGHTSOURCE	12/3/2012	Yes		12/3/2013
URIBE	MARIO	CROWN	12/3/2012	Yes		12/3/2013
VARGAS	MARTIN	GOEDECKE	12/3/2012	Yes		12/3/2013
BALOS	MICHAEL	FAR WESTINS.	12/3/2012	Yes		12/3/2013
MATTSON	MICHAEL	GEN TECH	12/3/2012	Yes		12/3/2013
HERNBERGER	NOEL	ELEMENTAL	12/3/2012	Yes		12/3/2013
VALDEZ	ROBERT	PAW	12/3/2012	Yes		12/3/2013
LEE	RON	BECHTEL	12/3/2012	Yes		12/3/2013
ALVARADO	SAM	FAR WESTINS.	12/3/2012	Yes		12/3/2013
MCINTYRE	SEAN	ELEMENTAL	12/3/2012	Yes		12/3/2013
KOSS	HANK	BECHTEL	12/13/2012	Yes		12/13/2013

NOONAN	BRIANA	BUREAU VERITAS	12/17/2012	Yes		12/17/2013
STAUFFENBERG	BRUCE	BECHTEL	12/17/2012	Yes		12/17/2013
GARRAMONE	CHRISTOPHER L.	BUREAU VERITAS	12/17/2012	Yes		12/17/2013
VOGEL	DEVEL	BSII	12/17/2012	Yes		12/17/2013
MORENO	MIGUEL	FAR WESTINS.	12/17/2012	Yes		12/17/2013
YANAY	OREN	BSII	12/17/2012	Yes		12/17/2013
ALAUIZ	ANDREW	BECHTEL	1/14/2013	Yes		1/14/2014
BORAYAN	BRIAN	BECHTEL	1/14/2013	Yes		1/14/2014
FINCH	BRYAN	BECHTEL	1/14/2013	Yes		1/14/2014
LOVEIN	CHRIS	NRG	1/14/2013	Yes		1/14/2014
BURKS	CHUCK	BECHTEL	1/14/2013	Yes		1/14/2014
WILLIAMS	CONNAE	BECHTEL	1/14/2013	Yes		1/14/2014
FLACK	CRAIG R.	BECHTEL	1/14/2013	Yes		1/14/2014
BOEHME	JOEY	GEDA USA	1/14/2013	Yes		1/14/2014
HARBOL	KEITH W.	NRG	1/14/2013	Yes		1/14/2014
HARSTAD	KIRK	CCT	1/14/2013	Yes		1/14/2014
HEBEL	KURTIS	BECHTEL	1/14/2013	Yes		1/14/2014
	ROYAL J	GOEDECKE	1/14/2013	Yes		1/14/2014
ANGULO	SOL	BECHTEL	1/14/2013	Yes		1/14/2014
SZALLA	STEPHEN	GOEDECKE	1/14/2013	Yes		1/14/2014
BRANCH	THOMAS	BECHTEL	1/14/2013	Yes		1/14/2014
WATSON	DONALD	TECHNO	1/15/2013	Yes		1/15/2014
CANTER	JEFF	TECHNO	1/15/2013	Yes		1/15/2014
HENDERSON	MICHAEL	TECHNO	1/15/2013	Yes		1/15/2014
AGUILAR	ROSARIO	TECHNO	1/15/2013	Yes		1/15/2014
DURAN	ALEX	HENKEIS & MCCOY	1/21/2013	Yes		1/21/2014
BISHARA	ANIS	BRIGHTSOURCE	1/21/2013	Yes		1/21/2014
LOPEZ	ARTURO	PURETEC	1/21/2013	Yes		1/21/2014
ALVAREZ	BILL	HENKEIS & MCCOY	1/21/2013	Yes		1/21/2014
MORGAN	CHRIS	NRG	1/21/2013	Yes		1/21/2014
MINGA	DALE	HENKEIS & MCCOY	1/21/2013	Yes		1/21/2014
CRARRY	DELWIN RAY	PURETEC	1/21/2013	Yes		1/21/2014
FOSTER	DON	PURETEC	1/21/2013	Yes		1/21/2014
YRAN	EDDIE	PURETEC	1/21/2013	Yes		1/21/2014
CARMONA	ERIC	PURETEC	1/21/2013	Yes		1/21/2014
HILL	ERIC	HENKEIS & MCCOY	1/21/2013	Yes		1/21/2014
MILNER	FRANK	HENKEIS & MCCOY	1/21/2013	Yes		1/21/2014
SILVA	HORACIO	PURETEC	1/21/2013	Yes		1/21/2014
MERAZ	IRMA	JOM PRO	1/21/2013	Yes		1/21/2014
RAYL	JAMES	MAR-LEN	1/21/2013	Yes		1/21/2014
BYRNE	JEREME	COEN	1/21/2013	Yes		1/21/2014
SIMS	JOHN	ACCU-BORE	1/21/2013	Yes		1/21/2014
TERAN	MICHAEL	PURETEC	1/21/2013	Yes		1/21/2014
HERNANDEZ	RICARDO	JOM PRO	1/21/2013	Yes		1/21/2014
ARELLANO	RICK	SCE/ECS	1/21/2013	Yes		1/21/2014
BALMES	RODEL C.	PURETEC	1/21/2013	Yes		1/21/2014
YORK	TED G.	BECHTEL	1/21/2013	Yes		1/21/2014
PUGH	TIMOTHY	BECHTEL	1/21/2013	Yes		1/21/2014
SVENSSON	TOMMY	SIEMENS	1/21/2013	Yes		1/21/2014
FLORES	ALBERT	ALLIED VALUE	1/28/2013	Yes		1/28/2014
FRISHBERG	AMIT	BRIGHTSOURCE	1/28/2013	Yes		1/28/2014
MAY	DANIEL	BARNS & MCDONNELL	1/28/2013	Yes		1/28/2014
GARZA	DANIEL C.	F.W.I.	1/28/2013	Yes		1/28/2014

ROMO	ESTEBAN	GOEDECKE	1/28/2013	Yes		1/28/2014
REYNA	GABRIEL	PURETEC	1/28/2013	Yes		1/28/2014
RODRIGO	GEORGE	SECURITAS	1/28/2013	Yes		1/28/2014
BUSH	JAMES	SECURITAS	1/28/2013	Yes		1/28/2014
CORNISH	JOE	GOEDECKE	1/28/2013	Yes		1/28/2014
TAYLOR	JOHN	BECHTEL	1/28/2013	Yes		1/28/2014
SAKSA	JOSEPH A.	GOEDECKE	1/28/2013	Yes		1/28/2014
MARCOTTE	KEN	HENKEIS & MCCOY	1/28/2013	Yes		1/28/2014
CRANE	KYLE	SECURITAS	1/28/2013	Yes		1/28/2014
DAVIDSON	LEROY	F.W.I.	1/28/2013	Yes		1/28/2014
OMOTO	NELSON	HENKEIS & MCCOY	1/28/2013	Yes		1/28/2014
HAIR	PAT	PURETEC	1/28/2013	Yes		1/28/2014
STUMP	PAUL	F.W.I.	1/28/2013	Yes		1/28/2014
SLAYTON	RAY	BUREAU VERITAS	1/28/2013	Yes		1/28/2014
RUIZ	ROLANDO	PURETEC	1/28/2013	Yes		1/28/2014
LONG	ZACHARY	F.W.I.	1/28/2013	Yes		1/28/2014
BANKS	CHRISTI	BSE	2/4/2013	Yes		2/4/2014
VARGAS	DANIEL	BECHTEL	2/4/2013	Yes		2/4/2014
PARKER	GARY	BECHTEL	2/4/2013	Yes		2/4/2014
JOYCE	JOHN	SCHECK	2/4/2013	Yes		2/4/2014
NDUKNE	JOSEPH	SCHECK	2/4/2013	Yes		2/4/2014
MERCIER	KEITH	BECHTEL	2/4/2013	Yes		2/4/2014
MAURIZI	LARRY	DAVIDSON HVAC	2/4/2013	Yes		2/4/2014
CHANDLER	MIKE	SCHECK	2/4/2013	Yes		2/4/2014
RENTERIO	MOISES	T.COATINGS	2/4/2013	Yes		2/4/2014
KACMAR	PAUL	SCHECK	2/4/2013	Yes		2/4/2014
COOPER	REESE	BECHTEL	2/4/2013	Yes		2/4/2014
CONTRERAS	RUBEN	GEODECKE	2/4/2013	Yes		2/4/2014
ELWICK	STEVE	SCHECK	2/4/2013	Yes		2/4/2014
BRADLEY	STEVEN	T.COATINGS	2/4/2013	Yes		2/4/2014
WILLIAMS	WILLIE	FAR WESTINS.	2/4/2013	Yes		2/4/2014
RIOS	AURELIO	GEODECKE	2/11/2013	Yes		2/11/2014
VASQUEZ	BONY		2/11/2013	Yes		2/11/2014
BARROW	CHRIS	BECHTEL	2/11/2013	Yes		2/11/2014
BINGAMAN	CHRIS	QUALITY MECHANICAL	2/11/2013	Yes		2/11/2014
CARSDALE	DAN	QUALITY MECHANICAL	2/11/2013	Yes		2/11/2014
ESPY	DANIEL	QUALITY MECHANICAL	2/11/2013	Yes		2/11/2014
VERAQUEZ	ERNESTO	FAR WEST	2/11/2013	Yes		2/11/2014
RUSAS	FELIPE	TECHNO	2/11/2013	Yes		2/11/2014
HOTTER	FRANK	SCHECK	2/11/2013	Yes		2/11/2014
CASTILLO	HERMILO	FAR WEST	2/11/2013	Yes		2/11/2014
GABELSBERG	JAMES	SIEMENS	2/11/2013	Yes		2/11/2014
HEEMSTRA	JEREMY	TECHNO COATINGS	2/11/2013	Yes		2/11/2014
EVANS	JOHN	COSGEN CLEANING TECH	2/11/2013	Yes		2/11/2014
MAY	JOHN	SCHECK	2/11/2013	Yes		2/11/2014
WEATHERS	JOHN	BSE	2/11/2013	Yes		2/11/2014
ROCHA	JOSE	TECHNO COATINGS	2/11/2013	Yes		2/11/2014
CONTRERAS	JUAN C.	FARWEST	2/11/2013	Yes		2/11/2014
LEWIS	MATT	QUALITY MECHANICAL	2/11/2013	Yes		2/11/2014
RENTERIA	MOISES	TECHNO COATINGS	2/11/2013	Yes		2/11/2014
MELENDEZ	PAULA		2/11/2013	Yes		2/11/2014
DE GROOT	PHILLIP	FAR WEST	2/11/2013	Yes		2/11/2014
BOOKER	RANDL	BECHTEL	2/11/2013	Yes		2/11/2014

MACK	RANDY	FARWEST	2/11/2013	Yes		2/11/2014
AGUILAR	ROSARIO	TECHNO COATINGS	2/11/2013	Yes		2/11/2014
LEDBETTER	SCOTT	BECHTEL	2/11/2013	Yes		2/11/2014
MYLES	SCOTT	BUREAU VERITAS	2/11/2013	Yes		2/11/2014
RIVES	SERGIO	FAR WEST	2/11/2013	Yes		2/11/2014
RODRIGUEZ	STEPHEN	BECHTEL	2/11/2013	Yes		2/11/2014
TONGATE	STEVE	BECHTEL	2/11/2013	Yes		2/11/2014
POPE	TAWNIE	SECURITAS	2/11/2013	Yes		2/11/2014
BARTSCH	TOM	BECHTEL	2/11/2013	Yes		2/11/2014
YEHEZKAL	YAKIR	BSII	2/11/2013	Yes		2/11/2014
PARNI	YOSEF	BSII	2/11/2013	Yes		2/11/2014
JUAREZ	MARIO	BECHTEL	2/13/2013	Yes	2/13/2013	2/13/2014
CONCHOLA	RAUL	BECHTEL	2/13/2013	Yes	2/13/2013	2/13/2014
ACOSTA	RICARDO	BECHTEL 102445	2/14/2013	Yes	2/14/2013	2/14/2014
PEREZ	ADAM	FAR WEST	2/19/2013	Yes		2/19/2014
MARQUEZ	ALFONSO	GOEDECKE	2/19/2013	Yes		2/19/2014
CARDENAS	ANDY	ROCK	2/19/2013	Yes		2/19/2014
HAYNES	BRANDON	ROCK	2/19/2013	Yes		2/19/2014
WALKER	BRETT	ROCK	2/19/2013	Yes		2/19/2014
WINCEK	CHRIS	BECHTEL	2/19/2013	Yes		2/19/2014
DARIN	DAVID	BECHTEL	2/19/2013	Yes		2/19/2014
KLOMP	DAVID	ROCK	2/19/2013	Yes		2/19/2014
MITCHELL	DAVID A	BECHTEL	2/19/2013	Yes		2/19/2014
ARIZE	EMMBEE	ROCK	2/19/2013	Yes		2/19/2014
REYES	ENRIQUE	BECHTEL	2/19/2013	Yes		2/19/2014
COOK	EUGENE	ROCK	2/19/2013	Yes		2/19/2014
ROLAND	GERALD (JERRY)	GOEDECKE	2/19/2013	Yes		2/19/2014
BURGESS	JOHN B.	ROCK	2/19/2013	Yes		2/19/2014
OLSON	JOHN R.	BECHTEL	2/19/2013	Yes		2/19/2014
SMITH	KEITH	ROCK	2/19/2013	Yes		2/19/2014
SMITH	L/W.	ROCK	2/19/2013	Yes		2/19/2014
SCOTT	LAMAR	ROCK	2/19/2013	Yes		2/19/2014
RIOS	MARIO A	BECHTEL	2/19/2013	Yes		2/19/2014
MARTINEZ	MATTHEW	BECHTEL	2/19/2013	Yes		2/19/2014
BARRON	MICHAEL	ROCK	2/19/2013	Yes		2/19/2014
BARROW	MICHAEL	ROCK	2/19/2013	Yes		2/19/2014
BROWN	MICHAEL	ROCK	2/19/2013	Yes		2/19/2014
SMITH III	RAYMOND A	GOEDECKE	2/19/2013	Yes		2/19/2014
YOSHIMOTO	RICHARD	BECHTEL	2/19/2013	Yes		2/19/2014
WINGER	ROBERT	ROCK	2/19/2013	Yes		2/19/2014
SEWARD	ROLANDO	ROCK	2/19/2013	Yes		2/19/2014
EWING	STEVE	TECHNO COATINGS	2/19/2013	Yes		2/19/2014
SAMMUT	STEVE	ROCK	2/19/2013	Yes		2/19/2014
KINSEY	TODD	NRG	2/19/2013	Yes		2/19/2014
CASTRILLO	VICTOR	ROCK	2/19/2013	Yes		2/19/2014
GONZALEZ	ALFONSO R.	FAR WEST	2/25/2013	Yes		2/25/2014
VASQUEZ	CARLOS A.	FARWEST	2/25/2013	Yes		2/25/2014
MERREL	JAY	CCT-COGEN	2/25/2013	Yes		2/25/2014
BELICZA	LASZLO	GOEDECKE	2/25/2013	Yes		2/25/2014
LUCKINBILL	MARK	FARWEST	2/25/2013	Yes		2/25/2014
O'CONNOR	ROBERT	BABCOCK	2/25/2013	Yes		2/25/2014
TIGGER	ACHIAM	BSII	3/5/2013	Yes		3/5/2014
OHAYAN	ISHAY	BRIGHTSOURCE	3/5/2013	Yes		3/5/2014

ROMAN	PHILLIP	FAR WEST	3/5/2013	Yes		3/5/2014
GILDART III	CRAIG R.	BECHTEL	3/7/2013	Yes		3/7/2014
DUONG	WOODIE	BECHTEL 100081	3/7/2013	Yes		3/7/2014
GARCIA	BRIAN	FIC	3/11/2013	Yes		3/11/2014
VIZENOR	BRYAN	FIFE MORAN	3/11/2013	Yes		3/11/2014
GILLUM	CRAIG R.	RILEY POWER	3/11/2013	Yes		3/11/2014
ROSAS	FELIPE	TECHNO COATINGS	3/11/2013	Yes		3/11/2014
KUCH	JENNIFER	NRG ENERGY	3/11/2013	Yes		3/11/2014
MOSS	JEROME	FIC	3/11/2013	Yes		3/11/2014
WHIPPLE	LELAND	BECHTEL	3/11/2013	Yes		3/11/2014
MORATAYA	LUIS	FIC	3/11/2013	Yes		3/11/2014
HENDERSON	MIKE	TECHNO COATINGS	3/11/2013	Yes		3/11/2014
DAINES	SHANON	WATER UTILITY SERVICES	3/11/2013	Yes		3/11/2014
OFIR	SHAPIRA	BRIGHTSOURCE	3/11/2013	Yes		3/11/2014
HOLLIMON	SHAWNESE	NRG SOLAR DISYS	3/11/2013	Yes		3/11/2014
DELAO	ZEFERINO	FIC	3/11/2013	Yes		3/11/2014
FROST	BETTY	APPLE ONE	3/18/2013	Yes		3/18/2014
ARIANNE	BROOKS	RILEY POWER INC	3/18/2013	Yes		3/18/2014
CHAPMAN	COLLEEN	BECHTEL	3/18/2013	Yes		3/18/2014
GARTZ	ERIC	FAR WEST	3/18/2013	Yes		3/18/2014
MATTSON	JAMES	BECHTEL	3/18/2013	Yes		3/18/2014
BRYANT	MATT	FARWEST	3/18/2013	Yes		3/18/2014
DEWEESE	MICHAEL	STRATEGIC CORP	3/18/2013	Yes		3/18/2014
PATTERSON	MICHAEL	FARWEST	3/18/2013	Yes		3/18/2014
PINAK	PAUL	NIAGARA SEWER CO	3/18/2013	Yes		3/18/2014
DEJESUS JR	RAY L.	FARWEST	3/18/2013	Yes		3/18/2014
ANTOINE	RICHARD	FARWEST	3/18/2013	Yes	9/12/2013	9/13/2014
YORK	RON	HUKARI ASCENDENT	3/18/2013	Yes		3/18/2014
URUBE	RUBEN	FARWEST	3/18/2013	Yes		3/18/2014
ROJAS	TOM	FARWEST	3/18/2013	Yes		3/18/2014
LOCKWOOD	TREENA	DONOVAN & WATKINS	3/18/2013	Yes		3/18/2014
CARLETON	WILLIAM	HUKARI ASCENDENT	3/18/2013	Yes		3/18/2014
PAREN	THOMAS	BECHTEL	3/21/2013	Yes		3/21/2014
POWER	CRAIG R.	FARWEST	3/25/2013	Yes		3/25/2014
HUVAL	LYNETTE	FARWEST	3/25/2013	Yes		3/25/2014
JIMENEZ	MARIO	FARWEST	3/25/2013	Yes		3/25/2014
MUSSO	MARISA	KL& ASSOC	3/25/2013	Yes		3/25/2014
SHIVELY	MICHAEL	AMERICAN EQUIPMENT	3/25/2013	Yes		3/25/2014
PFAFFLY	ROBERT	FAR WEST	3/25/2013	Yes		3/25/2014
MUNSON	RONALD J.	BECHTEL	3/25/2013	Yes		3/25/2014
BRADLEY	STEVEN	TECHNO COATINGS	3/25/2013	Yes		3/25/2014
WIND	WILLIAM	BECHTEL	3/25/2013	Yes		3/25/2014
JONES	ALLAN	I.M.C.	4/1/2013	Yes		4/1/2014
FELIKS	ALON		4/1/2013	Yes		4/1/2014
REYES	ANTONIO	FARWEST	4/1/2013	Yes		4/1/2014
WILSON SR.	CARL O.	FARWEST	4/1/2013	Yes		4/1/2014
HOSEMAN	CHARLES	FARWEST	4/1/2013	Yes		4/1/2014
JACOBSON	JAMES	BECHTEL	4/1/2013	Yes		4/1/2014
RAMIREZ	JOSE R.	TECHNO COATINGS	4/1/2013	Yes		4/1/2014
MOYER	MARK	BECHTEL	4/1/2013	Yes		4/1/2014
HORENBOZ	MARTIN	BECHTEL	4/1/2013	Yes		4/1/2014
MOLINA	NESTOR	FARWEST	4/1/2013	Yes		4/1/2014
DANI	RAY	COGEN	4/1/2013	Yes		4/1/2014

SANDOVAL	ROBERTO	TECHNO COATINGS	4/1/2013	Yes		4/1/2014
O'MERRY	VINCENT	FARWEST	4/1/2013	Yes		4/1/2014
BAUTISTA	AUGUST	FARWEST	4/15/2013	Yes		4/15/2014
FERNANDEZ	CARLOS	FARWEST	4/15/2013	Yes		4/15/2014
ORTIZ	CARLOS	FARWEST	4/15/2013	Yes		4/15/2014
MORYA	CHRIS	NRG	4/15/2013	Yes		4/15/2014
STORY	CLYDE	NRG	4/15/2013	Yes		4/15/2014
KALEIKINI	CODY	NRG	4/15/2013	Yes		4/15/2014
ONTIVEROS	DAVID	FARWEST	4/15/2013	Yes		4/15/2014
MOYER	DONALD B.	NRG	4/15/2013	Yes		4/15/2014
POLJAKOV	EDDIK	BM	4/15/2013	Yes		4/15/2014
REINKE	ERIC	NRG	4/15/2013	Yes		4/15/2014
OLSEN	HENRIK	BECHTEL	4/15/2013	Yes		4/15/2014
TORRES	HERIBERTO	FARWEST	4/15/2013	Yes		4/15/2014
MCDONALD	JACQUELYN	NRG	4/15/2013	Yes		4/15/2014
HOFFMAN	JEFFREY A.	NRG	4/15/2013	Yes		4/15/2014
NICHOLS	JOHN S.	NALCO	4/15/2013	Yes		4/15/2014
OLVERA	JORGE	FARWEST	4/15/2013	Yes		4/15/2014
SHANNON	JOSEPH E.	NRG	4/15/2013	Yes		4/15/2014
JOHNSON	KENNETH	NRG	4/15/2013	Yes		4/15/2014
YISHAI	KEREN	BRIGHTSOURCE	4/15/2013	Yes		4/15/2014
SWOBODA	LUKE	FARWEST	4/15/2013	Yes		4/15/2014
MORDKOFSKY	MARC	BECHTEL	4/15/2013	Yes		4/15/2014
GALLEGOS	MARSHALL	FARWEST	4/15/2013	Yes		4/15/2014
MARISCAL	MARTIN	BM	4/15/2013	Yes		4/15/2014
RUTH	MATTHEW	NRG	4/15/2013	Yes		4/15/2014
RAMOS	RICHARD	NRG	4/15/2013	Yes		4/15/2014
DANGEL	RONALD	NRG	4/15/2013	Yes		4/15/2014
COOK	ROYCE	NRG	4/15/2013	Yes		4/15/2014
JAIME	RUBEN	FARWEST	4/15/2013	Yes		4/15/2014
JONES	RUSS	NRG	4/15/2013	Yes		4/15/2014
GALLEGOS	VINCENT	FARWEST	4/15/2013	Yes		4/15/2014
SCHMIDT	WAYNE	NRG	4/15/2013	Yes		4/15/2014
HAYES	WESLEY	NRG	4/15/2013	Yes		4/15/2014
DAVIS	BRAD	H&M	4/22/2013	Yes		4/22/2014
SHADDEN	BRYAN	H&M	4/22/2013	Yes		4/22/2014
FIRAL	CLINTEN	H&M	4/22/2013	Yes		4/22/2014
SHADDEN	DAVID	H&M	4/22/2013	Yes		4/22/2014
SCOTT	DWIGHT D.	FARWEST	4/22/2013	Yes		4/22/2014
COLBERT	EDWARD	FARWEST	4/22/2013	Yes		4/22/2014
VLAD	FLORIN	H&M	4/22/2013	Yes		4/22/2014
VAZQO	FRANCISCO	KLOECKNER METALS	4/22/2013	Yes		4/22/2014
GUTIERREZ	FRANK	KLOECKNER METALS	4/22/2013	Yes		4/22/2014
GONZALEZ	HUGO	KLOECKNER METALS	4/22/2013	Yes		4/22/2014
RAMIREZ	JAIME	FARWEST	4/22/2013	Yes		4/22/2014
BORUTTO	JASON	HENKLES	4/22/2013	Yes		4/22/2014
LISA	NICK	FARWEST	4/22/2013	Yes		4/22/2014
RENDON	OSCAR	KBR	4/22/2013	Yes		4/22/2014
MAC CUBBIN	ROBERT	SCE	4/22/2013	Yes		4/22/2014
MEYER	ROBERT	GOEDECKE	4/22/2013	Yes		4/22/2014
NUMANOVIC	SADET	KLOECKNER METALS	4/22/2013	Yes		4/22/2014
ADAMS	SETH	H&M	4/22/2013	Yes		4/22/2014
URTZ	STEPHEN	SCHECK	4/22/2013	Yes		4/22/2014

DEFFENBAUGH	TIM	SCHECK	4/22/2013	Yes		4/22/2014
WALSH	TRAVIS	HENKLES	4/22/2013	Yes		4/22/2014
ELDRIDGE	TRICIA	APPLE ONE	4/22/2013	Yes		4/22/2014
MARTINEZ	FRANK	BECHTEL	4/29/2013	Yes		4/29/2014
CLARK	GENE	FAR WEST	4/29/2013	Yes		4/29/2014
KLEIN	GIORA	CSS	4/29/2013	Yes		4/29/2014
MEDAN	GUY	BRIGHTSOURCE	4/29/2013	Yes		4/29/2014
FERNANDEZ	ISAIAS	ROTORK	4/29/2013	Yes		4/29/2014
SLATER	MATT	SIEMENS	4/29/2013	Yes		4/29/2014
FORSE	MIKE	CENTURY ELEVATORS	4/29/2013	Yes		4/29/2014
ELLIOTT	RAHEEM	BECHTEL	4/29/2013	Yes		4/29/2014
MICHAND	RYAN	BECHTEL	4/29/2013	Yes		4/29/2014
ELON	YEHONATAN	BRIGHTSOURCE	4/29/2013	Yes		4/29/2014
MARTIN	ANTHONY D.	FIC	4/30/2013	Yes		4/30/2014
CAMPOS	CARLOS	FIC	4/30/2013	Yes		4/30/2014
KIDDER	DAVID	FIC	4/30/2013	Yes		4/30/2014
CUSICK	DON	FIC	4/30/2013	Yes		4/30/2014
SANCHEZ	FORTUNATO	FIC	4/30/2013	Yes		4/30/2014
DICARLO	GENE	FAR WEST	4/30/2013	Yes		4/30/2014
WHITE	JAMES D.	FIC	4/30/2013	Yes		4/30/2014
BOTT	JIM	FAR WEST	4/30/2013	Yes		4/30/2014
ZENDEJAS	JOEL	FIC	4/30/2013	Yes		4/30/2014
RILEY	LARRY	FIC	4/30/2013	Yes		4/30/2014
ALVARADO	MARTIN	FIC	4/30/2013	Yes		4/30/2014
KILEY	MICHAEL	FIC	4/30/2013	Yes		4/30/2014
LOPEZ	MICHAEL	FAR WEST	4/30/2013	Yes		4/30/2014
TADAIE	MO	FIC	4/30/2013	Yes		4/30/2014
KELLAM	ROBERT	FAR WEST	4/30/2013	Yes		4/30/2014
ABBOTT	SCOTT	FIC	4/30/2013	Yes		4/30/2014
GERLEMAN	ZACHARY	FIC	4/30/2013	Yes		4/30/2014
SANFORD	ANTHONY	FIC	5/6/2013	Yes		5/6/2014
DAVID	ASAF	BSII	5/6/2013	Yes		5/6/2014
GILMORE	COREY	BECHTEL	5/6/2013	Yes		5/6/2014
KRIEWALAT	DANIEL	BECHTEL	5/6/2013	Yes		5/6/2014
MARTINEZ	DAVID J	BECHTEL	5/6/2013	Yes		5/6/2014
NELSON	DEAN	BECHTEL	5/6/2013	Yes		5/6/2014
HOWARD JR	ERNEST	BECHTEL	5/6/2013	Yes		5/6/2014
GARCIA	JESUS	BECHTEL	5/6/2013	Yes		5/6/2014
SCHWAS	JOCHEN	GEAD	5/6/2013	Yes		5/6/2014
RELLINGER	JOHNNY	BECHTEL	5/6/2013	Yes		5/6/2014
SCHULZE	PATRICK	BECHTEL	5/6/2013	Yes		5/6/2014
THACH	PROM	FIC	5/6/2013	Yes	6/19/2013	6/9/2014
BARR	RAPHAEL	GEDA	5/6/2013	Yes		5/6/2014
REYES	RAYMOND	BECHTEL	5/6/2013	Yes		5/6/2014
GERDES	STEVE	BECHTEL	5/6/2013	Yes		5/6/2014
SOSA	STEVE	BECHTEL	5/6/2013	Yes		5/6/2014
GODFREY	ANDREW	NALCO	5/13/2013	Yes		5/13/2014
ROBLES	DANNY	FARWEST	5/13/2013	Yes		5/13/2014
RAINES	DAVID	FAR WEST	5/13/2013	Yes		5/13/2014
CRUZ R	FELICIANO	FARWEST	5/13/2013	Yes		5/13/2014
MORENE	HASSAN	FAR WEST	5/13/2013	Yes		5/13/2014
CHACON	HECTOR S	FARWEST	5/13/2013	Yes		5/13/2014
DAVIS	JASON	FAR WEST	5/13/2013	Yes		5/13/2014

DELP	JASON	SECURITAS	5/13/2013	Yes		5/13/2014
GILBERT	JOE	FARWEST	5/13/2013	Yes		5/13/2014
BURPEE	JOE	FARWEST	5/13/2013	Yes		5/13/2014
LOBO	JUAN	FARWEST	5/13/2013	Yes		5/13/2014
SANDOVAL	MANNY	FARWEST	5/13/2013	Yes		5/13/2014
COHEN	MATAN	BRIGHTSOURCE	5/13/2013	Yes		5/13/2014
FREIDHOF	MICHAEL	FARWEST	5/13/2013	Yes		5/13/2014
PEREZ	MICHAEL A	FARWEST	5/13/2013	Yes		5/13/2014
SCHWEITZER	NICHOLAS	FAR WEST	5/13/2013	Yes		5/13/2014
EVANS	PAUL	FAR WEST	5/13/2013	Yes		5/13/2014
MCGEARY	PETE	FARWEST	5/13/2013	Yes		5/13/2014
WOLFE	QUINCY M.	FARWEST	5/13/2013	Yes		5/13/2014
BATISTA	SERGIO	FARWEST	5/13/2013	Yes		5/13/2014
SHEARIN	SHAWNE	SECURITAS	5/13/2013	Yes		5/13/2014
LUNA JR	TIRSO	FARWEST	5/13/2013	Yes		5/13/2014
SHAW	TOM	FAR WEST	5/13/2013	Yes		5/13/2014
CLELAND	TYSON	FAR WEST	5/13/2013	Yes		5/13/2014
JOHNSON	BOB T	FARWEST	5/20/2013	Yes		5/20/2014
EVANS	CHAD	FAR WEST	5/20/2013	Yes		5/20/2014
SELF	DONALD	FAR WEST	5/20/2013	Yes		5/20/2014
PABAIRI	EMMANUEL	FAR WEST	5/20/2013	Yes		5/20/2014
BRAGG	GERALD	FAR WEST	5/20/2013	Yes		5/20/2014
NAVARRETE	GONZALO	FAR WEST	5/20/2013	Yes		5/20/2014
RAMOS	HILARIO	FAR WEST	5/20/2013	Yes		5/20/2014
BONE	JAYSON	FAR WEST	5/20/2013	Yes		5/20/2014
MARTINEZ	JULIO	FAR WEST	5/20/2013	Yes		5/20/2014
DENNEY	KAM	FAR WEST	5/20/2013	Yes		5/20/2014
CHOATE	KEITH	FAR WEST	5/20/2013	Yes		5/20/2014
CHOATE	KYLE	FAR WEST	5/20/2013	Yes		5/20/2014
ESTRADA	MATTHEW C.	FAR WEST	5/20/2013	Yes		5/20/2014
OROURKE	MIKE	FAR WEST	5/20/2013	Yes		5/20/2014
PIMENTEL	RHONN	BUREAU VERITAS	5/20/2013	Yes		5/20/2014
KRAH	RICHARD	FAR WEST	5/20/2013	Yes		5/20/2014
CARTER	ROBERT	FAR WEST	5/20/2013	Yes		5/20/2014
MARTINEZ	SAYID	FAR WEST	5/20/2013	Yes		5/20/2014
STROMBERG	STEFAN	FAR WEST	5/20/2013	Yes		5/20/2014
TRUSTY	TIA	FAR WEST	5/20/2013	Yes		5/20/2014
VICKERS	TIMOTHY	FAR WEST	5/20/2013	Yes		5/20/2014
PIRIA	WAYNE	FAR WEST	5/20/2013	Yes		5/20/2014
ROBINSON	WILLIAM	FAR WEST	5/20/2013	Yes		5/20/2014
HANEY	ANDREW	OBRIEN	5/28/2013	Yes		5/28/2014
ARCHULETA	ANTHONY	OBRIEN	5/28/2013	Yes		5/28/2014
RODRIGUEZ	BENITO	FAR WEST	5/28/2013	Yes		5/28/2014
ST. PIERSE	CHRIS	CECO	5/28/2013	Yes		5/28/2014
BALES	CHRISTOPHER	OBRIEN	5/28/2013	Yes		5/28/2014
GARNER	EARL	OBRIEN	5/28/2013	Yes		5/28/2014
KIGEL	IGOR	BSE	5/28/2013	Yes		5/28/2014
MYERS	JERRY L.	CECO	5/28/2013	Yes		5/28/2014
CHAVEZ	JONATHAN	OBRIEN	5/28/2013	Yes		5/28/2014
DAVIS	KENDALL	OBRIEN	5/28/2013	Yes		5/28/2014
BENAVIDEZ	KENNY	OBRIEN	5/28/2013	Yes		5/28/2014
HOWARD	MARK	OBRIEN	5/28/2013	Yes		5/28/2014
VALDEZ II	MICHAEL	FAR WEST	5/28/2013	Yes		5/28/2014

PELZER	MIKE	DIEL CO	5/28/2013	Yes		5/28/2014
CORNELL	WADE	OBRIEN	5/28/2013	Yes		5/28/2014
NEBBO	RAIVO	BUREAU VERITAS	5/30/2013	Yes		5/30/2014
KIEFFER	AARON	FARWEST	6/3/2013	Yes		6/3/2014
ARELLANO	CARLOS	FARWEST	6/3/2013	Yes		6/3/2014
TAMARI	DROR	BSE	6/3/2013	Yes		6/3/2014
MORQ	EILIOR	CSS	6/3/2013	Yes		6/3/2014
FARRAR	ERIC	FARWEST	6/3/2013	Yes		6/3/2014
PENU	GILBERT	FARWEST	6/3/2013	Yes		6/3/2014
CIRVELLO	JOHN	FARWEST	6/3/2013	Yes		6/3/2014
LOPEZ	ROBERTO	FARWEST	6/3/2013	Yes		6/3/2014
AIZENSTEIN	RONNY	BSE	6/3/2013	Yes		6/3/2014
SELDON	RYAN	BECHTEL	6/3/2013	Yes		6/3/2014
AZULAI	YONATAR	BSE	6/3/2013	Yes		6/3/2014
STEIDLET	BUD	BECHTEL	6/6/2013	Yes	6/6/2013	6/6/2014
MISLO	VELASCO	BECHTEL	6/6/2013	Yes	6/6/2013	6/6/2014
SHAW	ROBERT	BV	6/7/2013	Yes		6/7/2014
MAGANA	ALEJANDRO III	OBRIEN	6/10/2013	Yes		6/10/2014
GREEN	DAVID	QUALITY MECHANICAL	6/10/2013	Yes		6/10/2014
HOWARD	DAVID	OBRIEN	6/10/2013	Yes		6/10/2014
PADILLA	ERMINO M. SR.	OBRIEN	6/10/2013	Yes		6/10/2014
YURI	GROGER	BSE	6/10/2013	Yes		6/10/2014
JOHNSTON	JAMES B	HUKARI	6/10/2013	Yes		6/10/2014
WHITESIDE	LARRY	OBRIEN	6/10/2013	Yes		6/10/2014
ARIAS	MIQUEL A.	OBRIEN	6/10/2013	Yes		6/10/2014
PITZEK	STEFAN	OBRIEN	6/10/2013	Yes		6/10/2014
LOPEZ	ADOLFO	OBRIEN	6/17/2013	Yes		6/17/2014
GOEZ	CARLOS	FARWEST	6/17/2013	Yes		6/17/2014
VILLANUEVO	FRANSISCO	OBRIEN	6/17/2013	Yes		6/17/2014
MORRISON	JAMES	OBRIEN	6/17/2013	Yes		6/17/2014
ALON	LITAL	BSII	6/17/2013	Yes		6/17/2014
DHERMING	MATT	NRG	6/17/2013	Yes		6/17/2014
COHEN	MEIR	AUTOMATICA	6/17/2013	Yes		6/17/2014
GILMORE	NICK	OBRIEN	6/17/2013	Yes		6/17/2014
KIM	ROBERT	FARWEST	6/17/2013	Yes		6/17/2014
TANNER	ROGER	LVP	6/17/2013	Yes		6/17/2014
THACH	STEPHEN	FIC	6/17/2013	Yes		6/17/2014
SANDERS	TANNER	LVP	6/17/2013	Yes		6/17/2014
SMITH	WILLIAM	LVP	6/17/2013	Yes		6/17/2014
ZISKEN	AMICHAI	BSII	6/24/2013	Yes		6/24/2014
FONG	CARLOS F.	LVP	6/24/2013	Yes		6/24/2014
HUNTER	DAVE	FIC	6/24/2013	Yes		6/24/2014
CAIN	DAVID	SECURITAS	6/24/2013	Yes		6/24/2014
LAHR	DEAN	FIC	6/24/2013	Yes		6/24/2014
BURNETT	DENIS	JCI	6/24/2013	Yes		6/24/2014
BUNDY	DOER	CTS	6/24/2013	Yes		6/24/2014
WATKINS	JOHN	FIC	6/24/2013	Yes		6/24/2014
DRAZN	KEN	JCI	6/24/2013	Yes		6/24/2014
CUEVAS	LUIS	FIC	6/24/2013	Yes		6/24/2014
PACHECO	MANUEL	FIC	6/24/2013	Yes		6/24/2014
HACKER	MATT	FIC	6/24/2013	Yes		6/24/2014
SILVA	TED	LVP	6/24/2013	Yes		6/24/2014
JACKSON	TRANEIL	OBRIEN	6/24/2013	Yes		6/24/2014

BOUKOBZA	YOSSI	BSII	6/24/2013	Yes		6/24/2014
PERION	BRIAN	HYDRATIGHT	7/1/2013	Yes		7/1/2014
PINEDA	FIDEL	FAR WEST	7/1/2013	Yes		7/1/2014
AVILA	JAMES	FIC	7/1/2013	Yes		7/1/2014
WHITE	KEVIN	HYDRATIGHT	7/1/2013	Yes		7/1/2014
GLICK	MARK	NRG	7/1/2013	Yes		7/1/2014
MARTINEZ	MIKE	HYDRATIGHT	7/1/2013	Yes		7/1/2014
MINIS	NILI	BRIGHTSOURCE	7/1/2013	Yes		7/1/2014
PROCHNICKI	PETER	LVP	7/1/2013	Yes		7/1/2014
RIVAS	PETER	FAR WEST	7/1/2013	Yes		7/1/2014
TAYLOR	RAY	NRG	7/1/2013	Yes		7/1/2014
ALVAREZ	VICTOR	SUNBELTS OF NV	7/1/2013	Yes		7/1/2014
MARTEL	ARTHUR	FAR WEST	7/8/2013	Yes		7/8/2014
TROCH	DALE	FAR WEST	7/8/2013	Yes		7/8/2014
SPROUL	DON	BECHTEL	7/8/2013	Yes		7/8/2014
MCINDOO	DYLAN	FARWEST	7/8/2013	Yes		7/8/2014
LEVI	ERAN	BSII	7/8/2013	Yes		7/8/2014
PHELPS	EVAN	FAR WEST	7/8/2013	Yes		7/8/2014
HERSHKOVITZ	GERSHON	BSE	7/8/2013	Yes		7/8/2014
BRADFORD	HERSHEL	FARWEST	7/8/2013	Yes		7/8/2014
ROSALES	HUGO	FAR WEST	7/8/2013	Yes		7/8/2014
CRUZ R	IVAN	FARWEST	7/8/2013	Yes		7/8/2014
GEORGE	JEFF	FAR WEST	7/8/2013	Yes		7/8/2014
BURDESHAW	JOHN	FAR WEST	7/8/2013	Yes		7/8/2014
FLANNERY	JOHN P.	BECHTEL	7/8/2013	Yes		7/8/2014
MORENO	MARVIN	FARWEST	7/8/2013	Yes		7/8/2014
HUIZAR	MARY	BRIGHTSOURCE	7/8/2013	Yes		7/8/2014
HOXSEY	MICK	FARWEST	7/8/2013	Yes		7/8/2014
PHAN	NGOC	FAR WEST	7/8/2013	Yes		7/8/2014
BAUCHEMIN	SCOTT	FARWEST	7/8/2013	Yes		7/8/2014
LAMBERTO	STEVE	BECHTEL	7/8/2013	Yes		7/8/2014
HARDEN	VINCENT	FARWEST	7/8/2013	Yes		7/8/2014
MEDINA	ADALID	ARGUS	7/15/2013	Yes		7/15/2014
STOCKHOFF	ANDREW	BECHTEL	7/15/2013	Yes		7/15/2014
REDDY	ANIRUDH	BECHTEL	7/15/2013	Yes		7/15/2014
MARTINEZ	ANTHONY	FAR WEST	7/15/2013	Yes		7/15/2014
HOLMES	CASEY	FAR WEST	7/15/2013	Yes		7/15/2014
OLESEN	CLINT	CARDNO ENTRIX	7/15/2013	Yes		7/15/2014
GARDNER	CURTIS	ARGUS	7/15/2013	Yes		7/15/2014
JIMENEZ	DANIEL	ARGUS	7/15/2013	Yes		7/15/2014
SANDOVAL	DOUGLAS	AIRGAS	7/15/2013	Yes		7/15/2014
CARRERA	EDGAR	ARGUS	7/15/2013	Yes		7/15/2014
VILLADARES	EDUARDO	ARGUS	7/15/2013	Yes		7/15/2014
TRUJILLO	EUGENIO	FAR WEST	7/15/2013	Yes		7/15/2014
GARCIA	FIDEL	ARGUS	7/15/2013	Yes		7/15/2014
DIEGO	FRANCISCO	AIRGAS	7/15/2013	Yes		7/15/2014
URIARTE	FRANCISCO	FAR WEST	7/15/2013	Yes		7/15/2014
SKEIC	GARY	ARGUS	7/15/2013	Yes		7/15/2014
ECHIVESTE	GERARDO	ARGUS	7/15/2013	Yes		7/15/2014
JIMENEZ	GERARDO	AIRGAS	7/15/2013	Yes		7/15/2014
HADAD	ITAY	BSII	7/15/2013	Yes		7/15/2014
PARROW	JOEY V.	APPLE ONE	7/15/2013	Yes		7/15/2014
CAMPOS	JONAS	ARGUS	7/15/2013	Yes		7/15/2014

FRANCO	JONATAN	AIRGAS	7/15/2013	Yes		7/15/2014
JIMENEZ	JORGE	ARGUS	7/15/2013	Yes		7/15/2014
PARRA	JORGE	ARGUS	7/15/2013	Yes		7/15/2014
MAGALLION	JOSE	ARGUS	7/15/2013	Yes		7/15/2014
SAMANO	JULIO	ARGUS	7/15/2013	Yes		7/15/2014
RIZO	JULIO B	ARGUS	7/15/2013	Yes		7/15/2014
NAZEEM	KABIRAH	FAR WEST	7/15/2013	Yes		7/15/2014
RODRIGUEZ	KARA	ARGUS	7/15/2013	Yes		7/15/2014
RODRIGUEZ	LUCIANO	ARGUS	7/15/2013	Yes		7/15/2014
PRADO	LUIS	ARGUS	7/15/2013	Yes		7/15/2014
SANTOS	LUIS	ARGUS	7/15/2013	Yes		7/15/2014
ZARATE	MANUEL	BRIGHTSOURCE	7/15/2013	Yes		7/15/2014
BURCIAGA	MARTIN	FAR WEST	7/15/2013	Yes		7/15/2014
CASTRO	MARTIN	AIRGAS	7/15/2013	Yes		7/15/2014
HANSON	NOEL	EMPERYAN	7/15/2013	Yes		7/15/2014
DAVIDSON	RICK	ARGUS	7/15/2013	Yes		7/15/2014
SALAZAR	ROBERT	FAR WEST	7/15/2013	Yes		7/15/2014
BOJORQUEZ	ROGELIO	BRIGHTSOURCE	7/15/2013	Yes		7/15/2014
GOLDEN	SEAN	FAR WEST	7/15/2013	Yes		7/15/2014
NAVARO	TERASO	ARGUS	7/15/2013	Yes		7/15/2014
DAVIS	TOM	BECHTEL	7/15/2013	Yes		7/15/2014
ALVARADO	AGUILINO	ARGUS	7/22/2013	Yes		7/22/2014
CARDENAS	ANDRES	ARGUS	7/22/2013	Yes		7/22/2014
RAMOS	ANDY	ARGUS	7/22/2013	Yes		7/22/2014
GIFFORD	BRETT	ARGUS	7/22/2013	Yes		7/22/2014
RAHMING	CLIFF	FARWEST	7/22/2013	Yes		7/22/2014
RUIZ	DANIEL	FARWEST	7/22/2013	Yes		7/22/2014
GUY	DASHANE	ARGUS	7/22/2013	Yes		7/22/2014
DOZIER	DELRON	ARGUS	7/22/2013	Yes		7/22/2014
DAMIANI	DOMINIC	FARWEST	7/22/2013	Yes		7/22/2014
ZAVAIA	EFREN	ARGUS	7/22/2013	Yes		7/22/2014
TIEDEMAN	ERICA	BECHTEL	7/22/2013	Yes		7/22/2014
BADIN	ERUN	BSII	7/22/2013	Yes		7/22/2014
CAMPILLO	ESTEBAN	ARGUS	7/22/2013	Yes		7/22/2014
ESTRADA	GEORGE	ARGUS	7/22/2013	Yes		7/22/2014
VAZQUEZ	HECTOR	ARGUS	7/22/2013	Yes		7/22/2014
HILLOR	HENRY	ARGUS	7/22/2013	Yes		7/22/2014
MENDEZ	IGNACIO	ARGUS	7/22/2013	Yes		7/22/2014
SENEGAL	JAVONNE	APPLE ONE	7/22/2013	Yes		7/22/2014
LUNDBERG	JOHN	FARWEST	7/22/2013	Yes		7/22/2014
SCHERER	JONATHAN	FARWEST	7/22/2013	Yes		7/22/2014
FLORES	JOSE LUIS	FARWEST	7/22/2013	Yes		7/22/2014
PARKER	JOSHUA	ARGUS	7/22/2013	Yes		7/22/2014
MORALES	JUAN	FARWEST	7/22/2013	Yes		7/22/2014
REBOLLEDO	JUAN M.	FARWEST	7/22/2013	Yes		7/22/2014
MONTOYA	JUAN R.	FARWEST	7/22/2013	Yes		7/22/2014
GEBBIE	KEVIN	RILEY POWER	7/22/2013	Yes		7/22/2014
AHLER	KITRICK	NRG	7/22/2013	Yes		7/22/2014
VARELA	LUIS A.	ARGUS	7/22/2013	Yes		7/22/2014
REBOLLEDO	MANUEL	FARWEST	7/22/2013	Yes		7/22/2014
BUECHE	MICHAEL	HYDRATIGHT	7/22/2013	Yes		7/22/2014
BUCKNER	MICHAEL	ARGUS	7/22/2013	Yes		7/22/2014
LAWRENCE	NICK	FARWEST	7/22/2013	Yes		7/22/2014

DAVID	NOAM	BSII	7/22/2013	Yes		7/22/2014
PETROSSI	PATRICK	FARWEST	7/22/2013	Yes		7/22/2014
GUY	PATRICK	ARGUS	7/22/2013	Yes		7/22/2014
GONZALES CARRIL	PAUL	ARGUS	7/22/2013	Yes		7/22/2014
CARRILLO	PAUL GONZALEZ	ARGUS	7/22/2013	Yes		7/22/2014
GODINEZ	PEDRO	APPLE ONE	7/22/2013	Yes		7/22/2014
CHAVARRIA	RAYMOND M.	ARGUS	7/22/2013	Yes		7/22/2014
GONZALEZ	REUBEN	FARWEST	7/22/2013	Yes		7/22/2014
ROCHE	RONI	ARGUS	7/22/2013	Yes		7/22/2014
YARBROUGH	SCOTT	RILEY POWER	7/22/2013	Yes		7/22/2014
HIGUERA	SEAN	ARGUS	7/22/2013	Yes		7/22/2014
BROUCHET	STEVE	FARWEST	7/22/2013	Yes		7/22/2014
ADAMEE	TONY	FARWEST	7/22/2013	Yes		7/22/2014
DISHONGH	TREVOR	FIC	7/22/2013	Yes		7/22/2014
JUAREZ	VICTOR	FARWEST	7/22/2013	Yes		7/22/2014
Boyd	Richard	Bechtel Corp	7/25/2013	Yes		7/25/2014
GONZALEZ	ALBERTO	FAR WEST	7/29/2013	Yes		7/29/2014
BECERRA	ALEJANDRO	ARGUS	7/29/2013	Yes		7/29/2014
BLANSET	ANDREW	W.A. RASIC	7/29/2013	Yes		7/29/2014
DE LOS REYES	ANGEL	FAR WEST	7/29/2013	Yes		7/29/2014
CASTELLANOS	ANTONIO	FAR WEST	7/29/2013	Yes		7/29/2014
RAMOS	ANTONIO	THOMPSON TANK	7/29/2013	Yes		7/29/2014
EGNOZZI	BEN	FAR WEST	7/29/2013	Yes		7/29/2014
SCOTT	BRANDON	FAR WEST	7/29/2013	Yes		7/29/2014
PHILLIPS	CHRIS	QUALITY MECHANICAL	7/29/2013	Yes		7/29/2014
PINGUE	CHRIS	JOHNSON CONTROLS	7/29/2013	Yes		7/29/2014
MARCOS	CRISTOBAL	ARGUS	7/29/2013	Yes		7/29/2014
LAUWENS	DAVE	W.A. RASIC	7/29/2013	Yes		7/29/2014
CASTRO	DAVID	FAR WEST	7/29/2013	Yes		7/29/2014
CROOK	DAVID	FAR WEST	7/29/2013	Yes		7/29/2014
RICCO	DOMINIC	FAR WEST	7/29/2013	Yes		7/29/2014
GARDNER	DUSTIN	ARGUS	7/29/2013	Yes		7/29/2014
GARCIA	EDUARDO	ARGUS	7/29/2013	Yes		7/29/2014
PEREZ	FELIPE	ARGUS	7/29/2013	Yes		7/29/2014
VIZCEINO	FRANCISCO	ARGUS	7/29/2013	Yes		7/29/2014
DETINNE	GENE	W.A. RASIC	7/29/2013	Yes		7/29/2014
CRAFT	HAROLD	NRG	7/29/2013	Yes		7/29/2014
GUTIERREZ	ISAUL	FAR WEST	7/29/2013	Yes		7/29/2014
COMRE	JAMES	W.A. RASIC	7/29/2013	Yes		7/29/2014
KOSSIECK	JEFF	FAR WEST	7/29/2013	Yes		7/29/2014
OVERSON	JEFF	FAR WEST	7/29/2013	Yes		7/29/2014
DEWITT	JEFFREY	NRG	7/29/2013	Yes		7/29/2014
TOSTI	JOHN	FAR WEST	7/29/2013	Yes		7/29/2014
SCOTT	JOHN H.	FAR WEST	7/29/2013	Yes		7/29/2014
JACKSON	JOSH	THOMPSON TANK	7/29/2013	Yes		7/29/2014
MAY	KEVIN D.	FAR WEST	7/29/2013	Yes		7/29/2014
HARVEY	MARK	NRG	7/29/2013	Yes		7/29/2014
JONES	MARSHALL	FAR WEST	7/29/2013	Yes		7/29/2014
CASTRO	MARTIN J.	ARGUS	7/29/2013	Yes		7/29/2014
BEATTY	MICHAEL	FAR WEST	7/29/2013	Yes		7/29/2014
HATTAWAY	MICHAEL	FAR WEST	7/29/2013	Yes		7/29/2014
GIST	MICHAEL S.	FAR WEST	7/29/2013	Yes		7/29/2014
ARTEAGA	MIGUEL	FAR WEST	7/29/2013	Yes		7/29/2014

MORALES	MIGUEL M.	FAR WEST	7/29/2013	Yes		7/29/2014
WALSH	NICK	FAR WEST	7/29/2013	Yes		7/29/2014
MARTINEZ	ORLANDO	FAR WEST	7/29/2013	Yes		7/29/2014
KELLEHER	PATRICK	FAR WEST	7/29/2013	Yes		7/29/2014
SAHAGUN	RICHARD	W.A. RASIC	7/29/2013	Yes		7/29/2014
CHACON	ROBERT	FAR WEST	7/29/2013	Yes		7/29/2014
CASTANEDA	ROBERTO	THOMPSON TANK	7/29/2013	Yes		7/29/2014
ALCUNTAL	RODOLFO	FAR WEST	7/29/2013	Yes		7/29/2014
FAJARDO	ROMULO	FAR WEST	7/29/2013	Yes		7/29/2014
RUBIN	RON	BRIGHTSOURCE	7/29/2013	Yes		7/29/2014
MOLINARES	RONALD	FAR WEST	7/29/2013	Yes		7/29/2014
NEHEMIA	ROY	BRIGHTSOURCE	7/29/2013	Yes		7/29/2014
DUGGINS	SEAN	FAR WEST	7/29/2013	Yes		7/29/2014
DROVALL	VICTOR	FAR WEST	7/29/2013	Yes		7/29/2014
GUILLEN	WALTER	W.A. RASIC	7/29/2013	Yes		7/29/2014
BEGAY	WESLIE E.	FAR WEST	7/29/2013	Yes		7/29/2014
ANRNDT	ZACHARY	ARGUS	7/29/2013	Yes		7/29/2014
MEJIA	ADRIAN	FARWEST	8/1/2013	Yes	8/1/2013	8/1/2014
FERNER	J	FIC	8/1/2013	Yes	8/1/2013	8/1/2014
LUIS	JEROME	BECHTEL	8/1/2013	Yes	8/1/2013	8/1/2014
JOHNSON	LUKE	BECHTEL	8/1/2013	Yes	8/1/2013	8/1/2014
AGUILAR	MARTIN	FAR WEST	8/1/2013	Yes	8/1/2013	8/1/2014
FLORES	RAY	BECHTEL	8/1/2013	Yes	8/1/2013	8/1/2014
CHEATWOOD	STEVE	FAR WEST	8/1/2013	Yes	8/1/2013	8/1/2014
CRAWFORD	BARRY	SPX CLYDE UNION	8/5/2013	Yes		8/5/2014
WOOD	CLARK	FAR WEST	8/5/2013	Yes		8/5/2014
FRANCK	DANIEL	BSE	8/5/2013	Yes		8/5/2014
FOX	DEVANTE	ARGUS	8/5/2013	Yes		8/5/2014
ELIKER	HERSCHEL	NRG ENERGY	8/5/2013	Yes		8/5/2014
ESPINOZA	JACOB	FAR WEST	8/5/2013	Yes		8/5/2014
PARROTT	JEFF	DRESSER-RAND	8/5/2013	Yes		8/5/2014
NELLIGAN	JOSEPH	ARGUS	8/5/2013	Yes		8/5/2014
HEYWOOD	LEMRICK	SECURITAS	8/5/2013	Yes		8/5/2014
ALBERTO LOPEZ	LUI	FAR WEST	8/5/2013	Yes		8/5/2014
LOPEZ	MIGUEL	FAR WEST	8/5/2013	Yes		8/5/2014
CLEVENGER	RAY	ARGUS	8/5/2013	Yes		8/5/2014
CAMPA	SERGIO	ARGUS	8/5/2013	Yes		8/5/2014
HETHERIGTON	GLENDE	BECHTEL	8/8/2013	Yes		8/8/2014
DAVID	ADI	BRIGHTSOURCE	8/12/2013	Yes		8/12/2014
GANANY	ALON	BRIGHTSOURCE	8/12/2013	Yes		8/12/2014
SARMENTO	ERICA	FARWEST	8/12/2013	Yes		8/12/2014
BHISE	VIKRANT	BECHTEL	8/12/2013	Yes		8/14/2014
CARTER	GAIL	NRG	8/19/2013	Yes		8/19/2014
PAZ	GALOR	BRIGHTSOURCE	8/19/2013	Yes		8/19/2014
CLARK	JENNIFER	APPLE ONE	8/19/2013	Yes		8/19/2014
SCHUTT	KENNY	BRIGHTSOURCE	8/19/2013	Yes		8/19/2014
SLEDGE	KENYA	BRIGHTSOURCE	8/19/2013	Yes		8/19/2014
CRESPO	PANCHITTA	SECURITAS	8/19/2013	Yes		8/19/2014
KORETZ	RACHEL	BRIGHTSOURCE	8/19/2013	Yes		8/19/2014
WALZER	SUSAN	BRIGHTSOURCE	8/19/2013	Yes		8/19/2014
OLGUIN	ANTHONY	BECHTEL	8/22/2013	Yes		8/22/2014
LUGO	HUMBERTO	BECHTEL	8/22/2013	Yes		8/22/2014
LOPEZ	ISAURO	CLEAN AIR	8/22/2013	Yes		8/22/2014

DRESKA	RICHARD	CLEAN AIR	8/22/2013	Yes		8/22/2014
COLLINS	CHRIS	SPX HEAT TRANSFER	8/24/2013	Yes		8/24/2014
DAVIS	CHRIS	SPX HEAT TRANSFER	8/24/2013	Yes		8/24/2014
BOWLINE	JASON	SPX HEAT TRANSFER	8/24/2013	Yes		8/24/2014
FITZHUGH	JEFF	SPX HEAT TRANSFER	8/24/2013	Yes		8/24/2014
WATT	JERRY	SPX HEAT TRANSFER	8/24/2013	Yes		8/24/2014
SCOTT	PAUL	SPX HEAT TRANSFER	8/24/2013	Yes		8/24/2014
TAYLOR	ROBERT	SPX HEAT TRANSFER	8/24/2013	Yes		8/24/2014
BROWN	ADREANNA	SECURITAS	8/26/2013	Yes		8/26/2014
MONROY	CARLOS	SECURITAS	8/26/2013	Yes		8/26/2014
MACA	DON	BECHTEL	8/26/2013	Yes		8/26/2014
SMITH	JAMARR	SECURITAS	8/26/2013	Yes		8/26/2014
SWARTS	JARED	SECURITAS	8/26/2013	Yes		8/26/2014
SIGALA	SALLY	SECURITAS	8/26/2013	Yes		8/26/2014
JOINES	SIOMARA	SECURITAS	8/26/2013	Yes		8/26/2014
GARCIA	THOMAS	SECURITAS	8/26/2013	Yes		8/26/2014
QUEST	AARON	BECHTEL	9/3/2013	Yes		9/3/2014

Certification of Completion of Worker Environmental Awareness Program Training

Ivanpah Solar Electric Generating System Project, San Bernardino County, California
Biological Resources, Cultural Resources and Paleontological Resources
Education Program Verification
All Onsite Employees

This is to certify the below-mentioned individuals have completed a mandatory California Energy Commission-approved Worker Environmental Awareness Program training for employees onsite at the Ivanpah Solar Electric Generating System project. By signing below, I acknowledge that I have attended the Worker Environmental Awareness Program Training for the Ivanpah Solar Electric Generating System project, and I agree to comply with all the environmental requirements presented.

No.	Employee Name	Company	Signature	Badge No.
1.	Stephen E Sieber	Far West		
2.	Rodney W. Gage	Far West		
3.	Wyatt Peterson	Far West		
4.	Jim Allison	Far West		
5.	ROBERT THORNLEY	FAR WEST		
6.	CHARLES ALLISON	FAR WEST		
7.	Jason Davis	Far West		
8.	CHRIS BOWERS	FAR WEST		
9.	John MIZZON	FAR WEST		
10.	Ted Gerleman	Far West		
11.	ZACHARY GERIEMAN	FAR WEST		
12.	Carlos A Rodriguez	FAR WEST		
13.	Steve O'Callahan	FAR WEST		
14.	Sergio Escobedo	FAR WEST		
15.	Victor Juarez	Far West		
16.	ALLAN GONZALEZ	FAR WEST		
17.	Alfred Siscros	Far West		
18.	Steven Williams	Far West		
19.	BRYAN ROSS	Far West		
20.	Jose Elizalde	FAR WEST		
21	Timothy Hastings	Far West		

Trainer: _____ Signature: _____ Date: 8 / 2 / 13

Certification of Completion of Worker Environmental Awareness Program Training

Ivanpah Solar Electric Generating System Project, San Bernardino County, California
Biological Resources, Cultural Resources and Paleontological Resources
Education Program Verification
All Onsite Employees

This is to certify the below-mentioned individuals have completed a mandatory California Energy Commission-approved Worker Environmental Awareness Program training for employees onsite at the Ivanpah Solar Electric Generating System project. By signing below, I acknowledge that I have attended the Worker Environmental Awareness Program Training for the Ivanpah Solar Electric Generating System project, and I agree to comply with all the environmental requirements presented.

No.	Employee Name	Company	Signature	Badge No.
1.	Jesus Gonzalez	Farwest		
2.	Hector C. Adriano	Farwest	Hector C Adriano	
3.	Leopoldo Morales	Far west		
4.	Edgar Martinez	Far West		
5.	Vernon Clark	Far West		
6.	Brandon Powell	Far West		
7.	Kevin Taylor	Far west		
8.	Fernando Cuevas Jimenez	Far west		
9.	Pedro Esquivel	Farwest		
10.	Jerome stallman	Farwest	Jerome A Stallman	
11.	Rodolfo Zavala	Farwest	Rodolfo Zavala	
12.	Marvin J. Wolfe	Farwest		
13.	William Tuiaana	Far West		
14.	Sam Ortega	farwest		
15.	Hector Vega	Far West	Hector Vega	
16.	Sergio Gonzalez	Far West	Sergio Gonzalez	
17.	Joe Salazar	Farwest		
18.	Michael Burbank	Fariwest	Michael A Burbank	
19.	Jose Soto	Farwest		
20.	Abbas Ebrahimi	Fariwest	A. Ebrahimi	
21	Martin Collins	Farwest		

Trainer: _____ Signature: _____ Date: 10/2/13

Certification of Completion of Worker Environmental Awareness Program Training

Ivanpah Solar Electric Generating System Project, San Bernardino County, California
Biological Resources, Cultural Resources and Paleontological Resources
Education Program Verification
All Onsite Employees

This is to certify the below-mentioned individuals have completed a mandatory California Energy Commission-approved Worker Environmental Awareness Program training for employees onsite at the Ivanpah Solar Electric Generating System project. By signing below, I acknowledge that I have attended the Worker Environmental Awareness Program Training for the Ivanpah Solar Electric Generating System project, and I agree to comply with all the environmental requirements presented.

No.	Employee Name	Company	Signature	Badge No.
1.	Al Castorena	Alamo Cargo	Al Castorena	
2.	THOMAS R GARCIA	BECHTEL	Thomas R Garcia	
3.	SUZIN R SEQUOIA	Bechtel	Suzin R Sequoia	
4.	Rosario Lopez	BECHTEL	Rosario Lopez	
5.	Pedro A. Alvarez	Bechtel	[illegible]	
6.	Jeff P. Hernandez	Bechtel	[illegible]	
7.	Jason Lanphear	Bechtel	[illegible]	
8.	Jay Wilson	Bechtel	[illegible]	
9.	Dave Anderson	Bechtel	[illegible]	
10.	NATHANIEL DAMSKY	BECHTEL	[illegible]	103176
11.	Jonathon Vergara	Bechtel	[illegible]	100878
12.	Dorian Powton	Bechtel	[illegible]	
13.	ERIC DUNETT	Bechtel	[illegible]	13
14.				
15.				
16.				
17.				
18.				
19.				
20.				

Trainer: C. Chain Signature: [illegible] Date: 10/7/13

Retrained

13

Certification of Completion of Worker Environmental Awareness Program Training

Ivanpah Solar Electric Generating System Project, San Bernardino County, California
Biological Resources, Cultural Resources and Paleontological Resources
Education Program Verification
All Onsite Employees

This is to certify the below-mentioned individuals have completed a mandatory California Energy Commission-approved Worker Environmental Awareness Program training for employees onsite at the Ivanpah Solar Electric Generating System project. By signing below, I acknowledge that I have attended the Worker Environmental Awareness Program Training for the Ivanpah Solar Electric Generating System project, and I agree to comply with all the environmental requirements presented.

No.	Employee Name	Company	Signature	Badge No.
1.	Corey Kelly	Hydratight	Corey Kelly	
2.	Scott Bowman	Hydratight	Scott Bowman	
3.	Regina Juarez	Bechtel	Regina Juarez	101505
4.	Salvador Castillo	Bechtel	Salvador Castillo	
5.	Martin Luna	Bechtel	Martin Luna	101632
6.	Steve Davis	Bechtel	Steve Davis	100198
7.	Al Sajery	Cater + Fright	[illegible]	
8.	Juan Avilez	Bechtel	Juan Avilez	
9.	Eric Duarte	Bechtel	[illegible]	
10.	Dorian Rayton	Bechtel	Dorian Rayton	
11.	Jonathan Vergara	Bechtel	[illegible]	100878
12.	Nathaniel Domsky	Bechtel	[illegible]	103176
13.				
14.				
15.				
16.				
17.				
18.				
19.				
20.				

Trainer: C. Grail Signature: [illegible] Date: 10/7/13

Retrained Signed in twice

8

Certification of Completion of Worker Environmental Awareness Program Training

Ivanpah Solar Electric Generating System Project, San Bernardino County, California
Biological Resources, Cultural Resources and Paleontological Resources
Education Program Verification
All Onsite Employees

This is to certify the below-mentioned individuals have completed a mandatory California Energy Commission-approved Worker Environmental Awareness Program training for employees onsite at the Ivanpah Solar Electric Generating System project. By signing below, I acknowledge that I have attended the Worker Environmental Awareness Program Training for the Ivanpah Solar Electric Generating System project, and I agree to comply with all the environmental requirements presented.

No.	Employee Name	Company	Signature	Badge No.
1.	Michael Iron Shell	Bechtel	Mike Iron Shell	
2.	Almon, Arthur	Bechtel	[illegible]	
3.	Kevin Wright	Bechtel	Kevin Wright	
4.	John D. (Danny) Martin	Bechtel	John D. Martin	
5.	JOSE M RENTERIA	BECHTEL	[illegible]	
6.	Serafín Barreto	Bechtel	Serafín Barreto	
7.	Felipe Garcia	Bechtel	Felipe Garcia	
8.				
9.				
10.				
11.				
12.				
13.				
14.				
15.				
16.				
17.				
18.				
19.				
20.				

Trainer: [illegible] Signature: [illegible] Date: 10/8/13

Completion of Annual Retraining for the Ivanpah SEGS Worker Environmental Awareness Program Training

Ivanpah Solar Electric Generating System Project, San Bernardino County, California
Biological Resources, Cultural Resources and Paleontological Resources
Education Program Verification
All Onsite Employees

This is to certify the below-mentioned individuals have completed a mandatory California Energy Commission-approved Worker Environmental Awareness Program training for employees onsite at the Ivanpah Solar Electric Generating System project. By signing below, I acknowledge that I have attended the Worker Environmental Awareness Program Training for the Ivanpah Solar Electric Generating System project, and I agree to comply with all the environmental requirements presented.

PLEASE PRINT CLEARLY OR YOU MAY NOT RECEIVE CREDIT FOR TAKING THIS CLASS!!!

No.	Employee Name	Company	Signature	Badge No.
1.	Phil Williams	Bec	Phil H. Williams	
2.	Manuel Rodriguez	Bec	[illegible]	
3.	MARK CLINE	BECHTEL	Mark Cline	
4.	John Ruvalcaba	Bechtel	[illegible]	
5.	Antonio Ortiz	Bechtel	[illegible]	
6.	Michael S. Little	Bechtel	[illegible]	
7.	JOSE GALLO	Bechtel	Jose Alfonso Gallo	
8.	Carey Douglas	Bechtel	[illegible]	
9.	~~Adam Thy~~	~~Bechtel~~	~~[illegible]~~	
10.				
11.				
12.				
13.				
14.				
15.				
16.				
17.				
18.				
19.				
20.				

Trainer: C. Clark Signature: [illegible] Date: 10/9/13

New Trainees

Certification of Completion of Worker Environmental Awareness Program Training

Ivanpah Solar Electric Generating System Project, San Bernardino County, California
Biological Resources, Cultural Resources and Paleontological Resources
Education Program Verification
All Onsite Employees

This is to certify the below-mentioned individuals have completed a mandatory California Energy Commission-approved Worker Environmental Awareness Program training for employees onsite at the Ivanpah Solar Electric Generating System project. By signing below, I acknowledge that I have attended the Worker Environmental Awareness Program Training for the Ivanpah Solar Electric Generating System project, and I agree to comply with all the environmental requirements presented.

No.	Employee Name	Company	Signature	Badge No.
1.	Matthew LeGrand	California Boiler		
2.				
3.				
4.				
5.				
6.				
7.				
8.				
9.				
10.				
11.				
12.				
13.				
14.				
15.				
16.				
17.				
18.				
19.				
20.				

Trainer: _____ Signature: _____ Date: 10/9/13

Completion of Annual Retraining for the Ivanpah SEGS Worker Environmental Awareness Program Training

Ivanpah Solar Electric Generating System Project, San Bernardino County, California
Biological Resources, Cultural Resources and Paleontological Resources
Education Program Verification
All Onsite Employees

This is to certify the below-mentioned individuals have completed a mandatory California Energy Commission-approved Worker Environmental Awareness Program training for employees onsite at the Ivanpah Solar Electric Generating System project. By signing below, I acknowledge that I have attended the Worker Environmental Awareness Program Training for the Ivanpah Solar Electric Generating System project, and I agree to comply with all the environmental requirements presented.

PLEASE PRINT CLEARLY OR YOU MAY NOT RECEIVE CREDIT FOR TAKING THIS CLASS!!!

No.	Employee Name	Company	Signature	Badge No.
1.	BRIAN HILL	B V	[illegible]	102346
2.				
3.				
4.				
5.				
6.				
7.				
8.				
9.				
10.				
11.				
12.				
13.				
14.				
15.				
16.				
17.				
18.				
19.				
20.				

Trainer: C. Gain Signature: [illegible] Date: 10/10/13

Certification of Completion of Worker Environmental Awareness Program Training

Ivanpah Solar Electric Generating System Project, San Bernardino County, California
Biological Resources, Cultural Resources and Paleontological Resources
Education Program Verification
All Onsite Employees

This is to certify the below-mentioned individuals have completed a mandatory California Energy Commission-approved Worker Environmental Awareness Program training for employees onsite at the Ivanpah Solar Electric Generating System project. By signing below, I acknowledge that I have attended the Worker Environmental Awareness Program Training for the Ivanpah Solar Electric Generating System project, and I agree to comply with all the environmental requirements presented.

No.	Employee Name	Company	Signature	Badge No.
1.	ARMANDO YATCO	BECHTEL	[illegible]	279233
2.	ROBERT RANDALL	BECHTEL	[illegible]	
3.	Thomas ANDELICH	Bechtel	[illegible]	
4.				
5.				
6.				
7.				
8.				
9.				
10.				
11.				
12.				
13.				
14.				
15.				
16.				
17.				
18.				
19.				
20.				

Trainer: C. Gain Signature: [illegible] Date: 10/14/13

Completion of Annual Retraining for the Ivanpah SEGS Worker Environmental Awareness Program Training

Ivanpah Solar Electric Generating System Project, San Bernardino County, California
Biological Resources, Cultural Resources and Paleontological Resources
Education Program Verification
All Onsite Employees

This is to certify the below-mentioned individuals have completed a mandatory California Energy Commission-approved Worker Environmental Awareness Program training for employees onsite at the Ivanpah Solar Electric Generating System project. By signing below, I acknowledge that I have attended the Worker Environmental Awareness Program Training for the Ivanpah Solar Electric Generating System project, and I agree to comply with all the environmental requirements presented.

PLEASE PRINT CLEARLY OR YOU MAY NOT RECEIVE CREDIT FOR TAKING THIS CLASS!!!

No.	Employee Name	Company	Signature	Badge No.
1.	Gregory Morse	Babcock Power Inc	Gregory F. Morse	103548
2.				
3.				
4.				
5.				
6.				
7.				
8.				
9.				
10.				
11.				
12.				
13.				
14.				
15.				
16.				
17.				
18.				
19.				
20.				

Trainer: _____ Signature: _____ Date: 10/14/13

Certification of Completion of Worker Environmental Awareness Program Training

Ivanpah Solar Electric Generating System Project, San Bernardino County, California
Biological Resources, Cultural Resources and Paleontological Resources
Education Program Verification
All Onsite Employees

This is to certify the below-mentioned individuals have completed a mandatory California Energy Commission-approved Worker Environmental Awareness Program training for employees onsite at the Ivanpah Solar Electric Generating System project. By signing below, I acknowledge that I have attended the Worker Environmental Awareness Program Training for the Ivanpah Solar Electric Generating System project, and I agree to comply with all the environmental requirements presented.

No.	Employee Name	Company	Signature	Badge No.
1.	Kimberly Burke	Bechtel	[illegible]	
2.	James Sutton	CleanAir	[illegible]	
3.	KEFAUVER, ADAM	BECHTEL	[illegible]	
4.	Robert Rosil	Securitas	[illegible]	13578
5.				
6.				
7.				
8.				
9.				
10.				
11.				
12.				
13.				
14.				
15.				
16.				
17.				
18.				
19.				
20.				

Trainer: [illegible] Signature: [illegible] Date: 10/17/13

Completion of Annual Retraining for the Ivanpah SEGS Worker Environmental Awareness Program Training

Ivanpah Solar Electric Generating System Project, San Bernardino County, California
Biological Resources, Cultural Resources and Paleontological Resources
Education Program Verification
All Onsite Employees

This is to certify the below-mentioned individuals have completed a mandatory California Energy Commission-approved Worker Environmental Awareness Program training for employees onsite at the Ivanpah Solar Electric Generating System project. By signing below, I acknowledge that I have attended the Worker Environmental Awareness Program Training for the Ivanpah Solar Electric Generating System project, and I agree to comply with all the environmental requirements presented.

PLEASE PRINT CLEARLY OR YOU MAY NOT RECEIVE CREDIT FOR TAKING THIS CLASS!!!

No.	Employee Name	Company	Signature	Badge No.
1.	Ruben Montejano	O'Brien		101627
2.	JESUS WALLACE	O'BRIEN		
3.	Jonathan Chavez	O'Brien		100370
4.	Matt Rios	O'Brien		[redacted]
5.				
6.				
7.				
8.				
9.				
10.				
11.				
12.				
13.				
14.				
15.				
16.				
17.				
18.				
19.				
20.				

Trainer: C. Cain Signature: _____ Date: 10/17/13

Certification of Completion of Worker Environmental Awareness Program Training

Ivanpah Solar Electric Generating System Project, San Bernardino County, California
Biological Resources, Cultural Resources and Paleontological Resources
Education Program Verification
All Onsite Employees

This is to certify the below-mentioned individuals have completed a mandatory California Energy Commission-approved Worker Environmental Awareness Program training for employees onsite at the Ivanpah Solar Electric Generating System project. By signing below, I acknowledge that I have attended the Worker Environmental Awareness Program Training for the Ivanpah Solar Electric Generating System project, and I agree to comply with all the environmental requirements presented.

No.	Employee Name	Company	Signature	Badge No.
1.	ANTONIO MORENO	US SECURITY		
2.	John SPARKS	securitas		
3.	ANDREW NIEKRASZ	US SECURITY		
4.	Clay Jensen	BrightSource		
5.	EDWIN TALAVERA	US SECURITY		
6.	CINDY BARTICE	US SECURITY		
7.	MIKE HEARY	US SECURITY		
8.	GEORGE ZARCADOULAS	US Security		
9.	BRUCE COTELL	US SECURITY		
10.	Kyle Crane	US Security		
11.	James Jacobson	US Security		
12.	Jeffrey Jacobson	US Security		
13.	DAN ADAMAITIS	US SECURITY		
14.	KENYA SLEDGE	US SECURITY		
15.	BERNIX DAVID LEE	U.S. SECURITY		
16.	WALTER P. KODBA	US SECURITY		
17.	Jon Grantham	Burns & McDonnell		
18.	WILL DODDS	SIEMENS		
19.	John Leach	Burns & McDonnell		
20.	GUY AMRANI	BrightSource		

Trainer: [illegible] Signature: [illegible] Date: 10/2/13

Completion of Annual Retraining for the Ivanpah SEGS Worker Environmental Awareness Program Training

Ivanpah Solar Electric Generating System Project, San Bernardino County, California
Biological Resources, Cultural Resources and Paleontological Resources
Education Program Verification
All Onsite Employees

This is to certify the below-mentioned individuals have completed a mandatory California Energy Commission-approved Worker Environmental Awareness Program training for employees onsite at the Ivanpah Solar Electric Generating System project. By signing below, I acknowledge that I have attended the Worker Environmental Awareness Program Training for the Ivanpah Solar Electric Generating System project, and I agree to comply with all the environmental requirements presented.

PLEASE PRINT CLEARLY OR YOU MAY NOT RECEIVE CREDIT FOR TAKING THIS CLASS!!!

No.	Employee Name	Company	Signature	Badge No.
1.	SUNNY GHADBAN	BECHTEL		
2.				
3.				
4.				
5.				
6.				
7.				
8.				
9.				
10.				
11.				
12.				
13.				
14.				
15.				
16.				
17.				
18.				
19.				
20.				

Trainer: C. Cam Signature: _____ Date: 10/2/13

Completion of Annual Retraining for the Ivanpah SEGS Worker Environmental Awareness Program Training

Ivanpah Solar Electric Generating System Project, San Bernardino County, California
Biological Resources, Cultural Resources and Paleontological Resources
Education Program Verification
All Onsite Employees

This is to certify the below-mentioned individuals have completed a mandatory California Energy Commission-approved Worker Environmental Awareness Program training for employees onsite at the Ivanpah Solar Electric Generating System project. By signing below, I acknowledge that I have attended the Worker Environmental Awareness Program Training for the Ivanpah Solar Electric Generating System project, and I agree to comply with all the environmental requirements presented.

PLEASE PRINT CLEARLY OR YOU MAY NOT RECEIVE CREDIT FOR TAKING THIS CLASS!!!

No.	Employee Name	Company	Signature	Badge No.
1.	ERNEST SMALLHORN	RPI	[illegible]	104610
2.				
3.				
4.				
5.				
6.				
7.				
8.				
9.				
10.				
11.				
12.				
13.				
14.				
15.				
16.				
17.				
18.				
19.				
20.				

Trainer: C. Cain Signature: [illegible] Date: 10/24/13

Certification of Completion of Worker Environmental Awareness Program Training

Ivanpah Solar Electric Generating System Project, San Bernardino County, California
Biological Resources, Cultural Resources and Paleontological Resources
Education Program Verification
All Onsite Employees

This is to certify the below-mentioned individuals have completed a mandatory California Ene Commission-approved Worker Environmental Awareness Program training for employees onsite at Ivanpah Solar Electric Generating System project. By signing below, I acknowledge that I have attended Worker Environmental Awareness Program Training for the Ivanpah Solar Electric Generating Syst project, and I agree to comply with all the environmental requirements presented.

No.	Employee Name	Company	Signature	Badge No.
1.	Dave Johnston	HT Harvey		
2.	Steve Rottenborn	H.T. Harvey		
3.	Bridget Sousa	H.T. Harvey		
4.	Renata Di Battista	HT Harvey		
5.	Stephen Peterson	HT Harvey		
6.	AARON LUBISZEWSKI	ROTORK		
7.	Ismael Zaragoza	Rotork		
8.	MATT SCOTT	Rotork		
9.	Jason Scharf	Riley Power		
10.	Brian Boroski	H.T. Harvey		
11.	Luis Ramos	Farwest		
12.	Elliot Langlois	H.T. Harvey		
13.				
14.				
15.				
16.				
17.				
18.				
19.				
20.				

Trainer: Signature: Date: 10/28/13

Certification of Completion of Worker Environmental Awareness Program Training

Ivanpah Solar Electric Generating System Project, San Bernardino County, California
Biological Resources, Cultural Resources and Paleontological Resources
Education Program Verification
All Onsite Employees

This is to certify the below-mentioned individuals have completed a mandatory California Ene Commission-approved Worker Environmental Awareness Program training for employees onsite at Ivanpah Solar Electric Generating System project. By signing below, I acknowledge that I have attended Worker Environmental Awareness Program Training for the Ivanpah Solar Electric Generating Syst project, and I agree to comply with all the environmental requirements presented.

No.	Employee Name	Company	Signature	Badge No.
1.	Michael Lumley	Bechtel	Michael J Lumley	
2.	VERLE BOSIE	BECHTEL	Verle Tosie	101529
3.	James G Little	Bechtel	James G Little	
4.	Ronald Little	Bechtell	Ronald Little	
5.	Roberto Davila	BECHTEL	[illegible]	
6.	RICARDO BRANIZO	BECHTEL	Ricardo Braniz	
7.	RENE SALAZAR	BECHTEL	[illegible]	
8.	SAL ARIAS	Bechtel	[illegible]	
9.	Chris Jorgensen	Bechtel	[illegible]	
10.	Calvin Shipley	Bechtel	[illegible]	
11.	TIMOTHY J DUKES	BECHTEL	[illegible]	
12.	MICHAEL T SPOONER	BECHTEL	[illegible]	
13.	Russell S Davison	Bechtel	[illegible]	
14.				
15.				
16.				
17.				
18.				
19.				
20.				

Trainer: [illegible] Signature: [illegible] Date: 10/30/13

Completion of Annual Retraining for the Ivanpah SEGS Worker Environmental Awareness Program Training

Ivanpah Solar Electric Generating System Project, San Bernardino County, California
Biological Resources, Cultural Resources and Paleontological Resources
Education Program Verification
All Onsite Employees

This is to certify the below-mentioned individuals have completed a mandatory California Energ Commission-approved Worker Environmental Awareness Program training for employees onsite at th Ivanpah Solar Electric Generating System project. By signing below, I acknowledge that I have attended th Worker Environmental Awareness Program Training for the Ivanpah Solar Electric Generating Syste project, and I agree to comply with all the environmental requirements presented.

PLEASE PRINT CLEARLY OR YOU MAY NOT RECEIVE CREDIT FOR TAKING THIS CLASS!!!

No.	Employee Name	Company	Signature	Badge No.
1.	ARTURO ALVARADO	BECHTEL	[illegible]	103877-
2.				
3.				
4.				
5.				
6.				
7.				
8.				
9.				
10.				
11.				
12.				
13.				
14.				
15.				
16.				
17.				
18.				
19.				
20.				

Trainer: [illegible] Signature: [illegible] Date: 10/31/13

Exhibit 7

Cultural Resources
Monthly Monitoring Report
Conditions of Certification-CUL-7

This page intentionally left blank

Monthly Report of Cultural Resources Monitoring Activities for Ivanpah Solar Electric Generating System for October 2013; COC CUL-7

Prepared For: Mary Huizar/BSE; Doug Davis/BSE
Prepared By: Clint Helton/CH2M HILL
Reporting For Period: October 2013

This report covers cultural resources monitoring activities at the Ivanpah Solar Electric Generating System for the month of October 2013, as required by Conditions of Certification CUL-7.

Personnel Active in Cultural Monitoring This Period

CRS Clint Helton was on stand-by this month.

Monitoring and Associated Activities This Period

No monitoring occurred this month.

Cultural Resources Discoveries This Period

None.

Anticipated Changes in the Next Period

All ground disturbing activities are now complete. It is anticipated that all three units will be online by January 2014. The CRS will now begin preparation of the CRR.

Comments, Issues or Concerns

None.

Exhibit 8

Paleontological Resource Monthly Compliance Report Condition of Certification PAL-5

This page intentionally left blank

MEMORANDUM CH2MHILL

Monthly Compliance Report of Paleontological Resources Compliance Activities at Ivanpah SEGS for October 2013; COC PAL-4 and PAL-5

TO: Mary Huizar/BrightSource Energy
Doug Davis/BrightSource Energy

COPIES: CH2M HILL Project Environmental Staff

FROM: Geof Spaulding, PRS/CH2M HILL

DATE November 1, 2013

This report covers paleontological resources compliance activities at Ivanpah SEGS for October 2013, as required by California Energy Commission (CEC) Conditions of Certification (COC) PAL-4 and PAL-5.

Training Conducted This Month

Construction personnel continue to receive the CEC approved Paleontological Resources Awareness Module of the Worker Environmental Awareness Program (WEAP) prior to working on this project (COC PAL-4).

Paleontological Staff On Call During This Period

Dr. Geof Spaulding, Project Paleontological Resources Specialist (PRS)

Monitoring and Associated Activities This Period

Section 3.1 of the Ivanpah SEGS Paleontological Resources Monitoring and Mitigation Plan (PRMMP) states the following:

> The project area possesses low paleontological sensitivity. Therefore, this PRMMP will not be implemented unless and until the PRS determines that potentially fossiliferous sediments may be, or have been encountered by construction equipment, pursuant to the condition stipulated in COCs PAL-3 and PAL-4.

The exception to the above is the administration of the paleontological resources awareness module of the WEAP, which is provided to all construction personnel before starting work at the site.

As a result of the low paleontological resources sensitivity of the project site, and absence of finds, no paleontological resources monitoring was conducted this month.

Anticipated Activities in the Next Period

All ground disturbing activities are complete and no paleontological resources monitoring will be required in the future. Therefore, during this next period work on the final Paleontological Resources Report will be undertaken to comply with COC PAL-7.

Comments, Issues or Concerns

None.

Exhibit 9

Biological Resources Monthly Monitoring Report
Conditions of Certification
BIO-2, BIO-7, BIO-8, BIO-11, BIO-16, BIO-18, & BIO-21

This page intentionally left blank

Attention: Doug Davis
Senior Compliance Manager
BrightSource Energy
100302 Yates Well Road
Nipton, CA 92364
Office: 510-250-6974

November 05, 2013

REGARDING: ISEGS Monthly Compliance Report, October 1, 2013 - October 31, 2013.

As per the California Energy Commission (CEC) Ivanpah Solar Electric Generating System (ISEGS) Commission Decision, CEC-800-2010-004 CMF, the following monthly report briefly summarizes compliance with biological resource activities during the period from October 1, 2013 through October 31, 2013 on construction, facility startup, and operation of the ISEGS Project in Ivanpah Valley, San Bernardino County, California. Unless otherwise noted, this report does not repeat information provided in previous monthly compliance reports.

Desert Tortoises on the Project, Recipient and Control Sites

During the month of October, all telemetered tortoises on site were radio tracked on a weekly basis (per the terms of the June 10, 2011 Biological Opinion). See Figures 1-4 for recent locations of all project tortoises. See Table 1 for the ISEGS Desert Tortoise Master List for 2010, Table 2 for the ISEGS Desert Tortoise Master List for 2011, Table 3 for the ISEGS Desert Tortoise Master List for 2012, and Table 4 for the ISEGS Desert Tortoise Master List for 2013.

Injured or Sick Monitored Tortoises

Two adult monitored tortoises were injured or sick and residing in the holding pens in October 2013 (Both were reported previously).

- Adult control tortoise BS507 (female, 225 mm MCL), the tortoise found with an injury to its cloacal area in November 2011 and diagnosed with a cataract in the left eye in October 2012 (previously reported), resided in a holding pen throughout September. The injuries to BS507 are continuing to heal but still prevent the tortoise from being released back into the wild at this time. BS507 will continue to be cared for in the holding pens.

- Adult translocated tortoise BS82 (male, 234 mm MCL) was diagnosed with herpes in April 2012. Due to this diagnosis, the US Fish and Wildlife Service (USFWS) recommended that the tortoise not be returned to the wild. The Designated Biologist is currently seeking out a long-term care facility for the tortoise. Until one is found, the tortoise will remain in an individual quarantine holding pen, unable to interact with other tortoises.

Missing Monitored Tortoises

A total of 21 tortoises were unaccounted for in October, including two newly missing tortoises. BS51 was last seen on April 8 and its current location and condition are unknown. BS305 was last seen on April 3. We have been unable to pick up a signal from its transmitter. We continue to look for both tortoises. Five of the 21 unaccounted for tortoises are from the holding pens. Out of nearly 500

monitored tortoises, it is expected that a small number go missing due to transmitters malfunctioning or becoming detached, or animals wandering into regions difficult to monitor. Juvenile tortoises in the holding pens are also difficult to locate due to their small size and cryptic nature and often reappear after several months of being unaccounted for.

Biologists will continue to listen for radio signals for the missing tortoises with transmitters and will look for them in the field when conducting scheduled surveys and monitoring. Husbandry personnel will continue to search for the missing juvenile tortoises in the holding pens.

Monitored Tortoise Health Assessments

Fall health assessments were performed on a total of 397 (223 were reported in the September MCR) monitored desert tortoises in the recipient area, control area and holding pens between September 19, 2013 and October 29, 2013. ELISA test (a test for antibodies to Mycoplasma agassizii and Mycoplasma testudineum) results were received for 162 tortoises. One tortoise tested positive for M. agassizii, 5 tested suspect and 156 tortoises tested negative. Zero tortoises tested positive for M. testudineum, 6 tortoise tested suspect and 156 tortoises tested negative. No treatment is offered to tortoises with positive or suspect ELISA results. All adult tortoises in the holding pens are held in individual pens, preventing any contact between potentially infected tortoises. Head start tortoises share pens unless they test positive or suspect for disease, per the mandates of the Husbandry Plan.

Holding Pens

In compliance with the Husbandry Plan developed for the ISEGS Project, desert tortoises moved to the holding pens within the Common West area were monitored daily. As of October 31, 2013, there were 109 tortoises residing in the holding pens. This included two adult tortoises (Both injured tortoises noted in the “Injured Tortoise” section, are each in individual, quarantined pens) and 107 non-adult (Head start) tortoises (these tortoises share pens unless they test positive or suspect for disease, per the mandates of the Husbandry Plan). Of the 107 non-adult tortoises in the holding pens, husbandry personnel had not seen five of these tortoises for at least eleven months as of October 31, 2013.

As per the husbandry protocols, all captive tortoises were provided with supplemental food, calcium supplements and access to fresh water in addition to access to the naturally growing annuals in the holding pens.

Health assessments continued into October. By the end of the month of October, 98 tortoises in the holding pens had health assessments completed.

Cool temperatures were common most of the month, which slowed down tortoise surface activity. In the early part of the month tortoises were occasionally seen above ground basking and walking in the warmer afternoons. As the month progressed fewer tortoises were seen above ground.

There was no fence or pen damage as a result of precipitation within the headstart pens.

Ravens regularly perching around the quarantine pens, including on the netting above the pens. The netting and fencing are intact and there is no immediate threat to the tortoises. We will continue to monitor this situation.

Ant bait stations were refilled in the pen aisles as a broad-scale preventative measure against fire ant proliferation.

Ongoing Construction Monitoring and Surveys

The following section summarizes biological monitoring activities conducted throughout October 2013. Please refer to sections "*Desert Tortoises on the Project, Recipient and Control Sites", "Nesting Birds," "Burrowing Owls," "Golden Eagle and Red-tailed Hawk Nests," "Raven Monitoring and Management," "Avian Mortality," "Kit Fox, Badger and Mammal Burrow Monitoring,"* and *"Other Animal Species"* for specific information on wildlife found by biological monitors in October.

During October, tortoise activity dramatically decreased outside the project fences as temperatures cooled. One rain event caused only minimal runoff. Project related activities monitored in tortoise habitat outside the cleared project area included work on the gas line north of Unit 3, weekly maintenance of the weather station, and fence repairs on Colosseum Road following vehicle collisions. Monitoring within project boundaries prioritized fence line monitoring, gas line monitoring in the Kern River right-of-way east of Units 2 and 3, equipment, weed surveys, noise level measurements, kit fox dens and shelter sites, and bird mortality surveys.

On a typical weekday:

- Three monitors coordinated and covered all three units and the Commons Areas, including fence lines, fence repair, weed surveys, demobilization, trenches, equipment, and miscellaneous tasks.
- Four monitors coordinated and covered escorts, equipment, and construction monitoring on the gas line.
- One monitor collected raven, nesting bird, and mammal data.

<u>Unit 1 Monitored Activity</u>

Laborers continued to remove remnant piles of sand left over from backfilling electrical trenches.

One piece of track hoe equipment started drilling and installation of missing pylons/heliostats around the perimeter of the solar field on October 16, 2013.

A biological monitor surveyed fence lines through the day for breaches, weeds, and for tortoise activity.

A biological monitor provided support to the work within the power block as needed.

Weed surveys were conducted weekly. Weeds that were found were collected, and given to the CH2 Botanist.

<u>Unit 2 Monitored Activities</u>

Laborers worked to remove remnant piles of sand left over from backfilling electrical trenches.

A biological monitor surveyed fence lines through the day for breaches, weeds, and for tortoise activity.

A biological monitor provided support to the work within the power block as needed.

Weed surveys were conducted weekly. Weeds that were found were collected, and given to the CH2 Botanist.

Unit 3 Monitored Activities

Heliostat installation continued in the unit's inner solar field using crane crews and tractors. Installation was completed on October 16, 2013. Electrical work was primarily conducted on foot and with buggies in the graded area between the heliostats. This work occurred through the entire month.

A biological monitor surveyed fence lines through the day for breaches, weeds, and for tortoise activity.

A biological monitor provided support to the work within the power block as needed.

Weed surveys were conducted weekly. Weeds that were found were collected, and given to the CH2 Botanist.

Construction Logistics Area (CLA) Monitored Activities

Fences and the CLA laydown areas were monitored daily. Kit fox activity, at active shelter sites and dens, was monitored with the assistance of motion cameras. Construction and demobilization related activities within the erected fox buffers were escorted/monitored. Movement of all conex storage containers in the HAB laydown was monitored. Materials were moved out of active shelter sites after camera monitoring and visual inspection indicated that kit fox were not in harm's way. Shelter Site 2 (a pile of black pipe west of the office trailers) and various conex containers around the HAB laydown are still used regularly by foxes. New digging was observed at old soil burrows within the CLA, Unit 1, and just outside the project boundaries.

Weed surveys were conducted weekly. Weeds that were found were collected, and given to the CH2 Botanist.

Avian Mortality Surveys

During the month of October, testing was conducted at the facility that included the generation and application of solar flux to the boilers on Units 1, 2, and 3. Surveys were conducted to determine if impacts to avian species or bats occurred associated with these startup activities. Specifically:

- The surveys consisted of biologists walking transects 10 meters apart covering 100% of the inner solar field of Units 1, 2 and 3, generally between the first ring road and the power block berm, and included inspections of the units' power blocks and air cooled condenser (ACC) structures, and selected plots in the main solar field of Unit 1. The selected plots in Unit 1 were those 20% of the field as designated in the Avian Protection Plan. These plots were cleared as required prior to commencing mortality surveys. Two surveys were completed in Units 2 and 3 and five surveys were completed in Unit 1 during October. During the surveys, the biologists visually inspected the area under the heliostats for sign of avian mortality. Signs of avian mortality visually inspected for included injured birds, dead birds, partial birds and feather spots. The area inspected has been graded and cleared of vegetation underneath the heliostats, thus providing good ground visibility. The good ground visibility facilitates searcher efficiency. However, no searcher trials were conducted prior to this effort.

- As part of the power block surveys, biologists visually inspected structures including the air cooled condenser and construction materials looking for signs of avian mortality.

The power block and solar field area surveyed extends from approximately 850 feet from the center of the power tower. This area is underneath the area with the highest concentrations of solar flux and extends for a distance that is 1.8 times greater than the height of the power tower. This survey was primarily conducted to detect birds or bats that may have been affected by acute exposure to flux or tower-related collisions.

Unit 1. Surveys were conducted on October 2, October 16, October 23, October 30, and October 31, 2013.

Unit 2. Surveys were conducted on October 15, and October 31, 2013.

Unit 3. Surveys were conducted on October 8, and October 21, 2013.

Findings. The Designated Biologist was informed of all discoveries. The results are reported in Table 5, which includes the date found, location, and suspected cause of mortality or injury.

Rain Events/Fence Repair

There was one rain event during the month commencing on October 9, 2013 (data unavailable at CLA gauge) and extending to October 10, 2013 (0.34" at CLA gauge), which started in the evening after workers left the site, and ended by mid-morning the following day. Total rainfall for the event was measured at 0.54" at the Tortoise Husbandry Pens, roughly ¼ mile away from the CLA gauge. It caused minor damage to fence lines, leaving a few areas in need of repair. The morning following the event, monitors inspected the fence line and performed emergency repairs as necessary to tortoise exclusion fences to keep the fence line tortoise proof. Tortoise guards were dug out as needed.

Gas line

Biological monitors provided support to the work on the Project Gas line . This work on the pipeline included painting of exposed pipes, inspections, excavation of welds, x-rays, repairs, and pressure testing. Monitors used tracking equipment daily to locate transmittered tortoises in the area. All equipment and vehicles were escorted, excavations inspected at least twice daily, and activities monitored through the month.

Miscellaneous

Monitors assisted with weekly project weed surveys, walking the perimeter, spoke roads, and inner ring road of each unit, the CLA, Colosseum Rd. and the I-15 pen. At the end of each week, these areas had been surveyed and any suspect plant reported to the CH2 Botanist for further action.

Monitors took weekly data on sound levels around the jobsite, and took data on sounds being emitted by operational activities.

Monitors provided escorts as needed for people to visit/work in areas outside the boundary fence, such as the weather station, and inside the boundary if such support was required, as it was with a film crew on October 1, 2013.

Las Vegas Paving added road base to stabilize the road shoulders, rolled and graded the material.

Across the site, equipment continues to be decommissioned, construction support buildings are dismantled and removed, and materials are being shipped off site.

Fence repair was limited to emergency repairs, including repairs to the breached tortoise exclusion fence—three separate times—caused by vehicle collisions at the big sweeping curve on lower Colosseum Road.

Other Animal Species

Two live bats were documented on the ISEGS site during the month of October.

- An unknown bat species reported by a worker flying in the Plant Support Building (PSB) of unit 1 early in the morning on October 7, 2013. A biologist responded to the call and was able to capture the bat without incident after informing the Designated Biologist. The bat was released off site.
- On October 17, 2013 a biologist received a call mid-day from a worker in Unit 2 whom captured a free-tailed bat near the elevator. After informing the Designated Biologist the bat was retrieved from the worker and released off site during the evening hours.

Six bat mortalities were documented on the ISEGS site during the month of October. Per COC BIO-21 the Designated Biologist was informed and each incident documented and reported (see Table 6). There were no injured bats discovered on the site in October.

One Black tailed jackrabbit, one horned lizard, one juvenile coach whip snake (*C. flagellum*) were found dead on Collosseum Rd, most likely due to vehicular strike. One wood rat was found deceased in Unit 1 control room.

Nesting Birds

Currently, no active bird nests are known to exist on the ISEGS site, and no new nests with eggs or nestlings were found during the month of October. There was no nesting activity from September that carried over into October. Per COC BIO-15 no pre-construction nesting surveys were required on the ISEGS site for the month of August.

Burrowing Owls

No visual or auditory detections were made of burrowing owls on the ISEGS site during the month of October, and no photos of owls have been caught on motion sensor cameras placed at mammal burrows or shelter sites. In addition, no burrowing owl sign has been found this month by biological monitors on the site. There were no pre-construction surveys for owls warranted or performed on site this month as described under COC BIO-16. Tortoise trackers made 9 observations of burrowing owls in October: 2 in the control sites, and 7 in the recipient areas. All sightings were of single birds, with the

first observation made on October 5, 2013, and none since October 15, 2013. No sightings were made of burrowing owls by biological monitors working along the gas line in the recipient area north of Ivanpah 3.

Golden Eagles, Red-tailed Hawks and Other Raptors

There was no raptor nesting on the ISEGS site this season, and no raptor nesting behavior was observed on the site anytime this year. Observations of raptors documented on the ISEGS site for October include daily sightings of American Kestrels either perched or flying, and Red-tailed hawks also seen daily, perched or flying. On October 9, 2013 an adult female Cooper's hawk was observed flying over the Ivanpah 3 solar field. No Golden Eagles were observed flying over the ISEGS site in October.

Ravens

We continue to monitor Common Raven activity on the ISEGS site per COC BIO-12, and as outlined in the ISEGS Raven Management Plan. Starting in mid-August we could only account for three pairs of adult ravens in residence on the site, instead of the usual four pairs. Through all of October we can still only account for three pairs. These resident birds use both the site and adjacent recipient areas. Further, we have documented the first seasonal, vagrant ravens starting to pass by the site in September and October.

Raven activity in all units and the CLA is concentrated near the busiest areas of construction related activity, around the power blocks, and near heliostat installation and electrician crews. The majority of anthropogenic raven foraging documented on site is for food scraps discarded on the ground by construction personnel in work areas, parking lots, and along roadways. In October we observed ravens taking these ground scraps 6 times, foraging on the ground in construction areas on unknown items 5 times, and either perched or flying with human food on three occasions. No observations were made this month of foraging from uncovered dumpsters. In addition, ravens were also documented twice this month eating dead birds.

There were no observations this month of ravens drinking runoff at the water truck filling station in Common West. Twice in October ravens were documented drinking from fresh pooling during water truck operations. The pair of ravens primarily using Ivanpah 1 was not observed drinking from water bottles during the month of October. This behavior was first documented on the site in March, but observed only rarely by avian biologists, and only with this pair of ravens.

Avian Mortality and Injury

Fifty-three avian mortalities and three injuries were documented on the ISEGS site during the month of October. Per COC BIO-21 the Designated Biologist was informed and each incident documented and reported (see Table 5). One unknown avian species was observed flying through the standby area and was apparently injuried.

AMMP Implementation

Avian biologists and personnel from H.T. Harvey and Associates Ecological Consultants arrived on the ISEGS site October 28, 2013 to begin implementation of the Avian Monitoring and Management Plan. They will conduct long term research on avian presence, use, and mortality associated with the site.

Kit Fox, Badger and Mammal Burrow Monitoring

A total of 73 burrows have been identified on or immediately adjacent to the ISEGS site, including 2 offsite burrows—one in the Edison ROW, and one less than 40m beyond the CLA perimeter fence. Four of these were monitored during the month of October, as well as one kit fox sheltering site. The total number of burrows excavated on site is 67.

We continued to observe and camera monitor CLA Shelter Site 2, and Dens 55, and 73. We monitor Dens 11, 38 without a camera, as they have remained inactive.

CLA Shelter Site 2 remains an area of moderate to high kit fox activity. Photos and direct observations show kit fox frequently using this site. Due to the size and age of the pups that have been seen here regularly, it is difficult to distinguish between adults and juveniles. As recently as October 28 pictures were taken of 2 kit fox and pictures with 3 kit fox were taken on October 26. Existing buffers remain in place, and we continue to camera monitor and directly observe this site.

Shelter Site 4 was dismantled in September, and cameras removed. Direct observations of up to 3 kit fox were seen under other conex in the vicinity during October. We continue to monitor all movement of conex in the area. We continue to monitor dens 11, 38, 55, and 73. Camera monitoring shows Dens 73 and 55 have been recently re-excavated and are used at least occasionally by fox. These dens are not in the way of construction. We will continue to monitor them for activity. Dens 11 and 38 remain inactive.

No badgers have been observed or reported during the month of October, and no burrowing owl sign or photos have been documented at any monitored burrows or shelter sites.

Table 1. 2010 Desert Tortoise Master List for all Tortoises Encountered and Marked Between October 8, 2010 and December 31, 2010.

Disposition Table Legend	
Term	**Explanation**
DTCC	Desert Tortoise Conservation Center
Inj	Injured
MNP	Mojave National Preserve
NT	Non-transmittered
OSP	Ojai Sulcata Project
Vet	Dr. Thomas Boyer, Pet Hospital of Penasquitos 9888 Carmel Mountain Rd. Ste F. San Diego, CA 92129

* BS191 and BS193 have approximate Initial Process Dates

Tort ID	Initial Process Location (GIS)	Pen #	Sex	Initial MCL	Recent MCL	Initial Process Date	Transmitter (Yes/No)	2010 Oct	Nov	Dec
BS01	Ivanpah 1		Female	184	220	10/9/10	Yes	Pens	Pens	Pens
BS02	Ivanpah 1		Male	264	272	10/9/10	Yes	Pens	Pens	Pens
BS03	Common East		Female	227	233	10/10/10	No	Recipient	Recipient	Recipient
BS04	Ivanpah 1		Male	252	260	10/10/10	Yes	Recipient	Recipient	Recipient
BS05	Ivanpah 2		Male	216	237	10/7/10	Yes	Ivanpah 2	Ivanpah 2	Ivanpah 2
BS06	Ivanpah 1		Male	257	272	10/12/10	Yes	Recipient	Recipient	Recipient
BS07	Recipient Site		Unknown	94	126	10/12/10	Yes	Recipient	Recipient	Recipient
BS08	Ivanpah 1		Female	209	210	10/12/10	Yes	Recipient	Recipient	Recipient
BS09	Ivanpah 1		Male	253	260	10/14/10	Yes	Pens	Pens	Pens
BS10	Recipient Site		Male	277	280	10/14/10	Yes	Recipient	Recipient	Recipient
BS11	Recipient Site		Female	199	220	10/16/10	Yes	Recipient	Recipient	Recipient
BS12	Recipient Site		Female	209	222	10/16/10	Yes	Recipient	Recipient	Recipient
BS13	Recipient Site		Male	245	245	10/19/10	Yes	Recipient	Recipient	Recipient
BS14	Ivanpah 1		Female	224	234	10/19/10	Yes	Pens	Pens	Pens
BS15	Recipient Site		Male	190	218	10/19/10	Yes	Recipient	Recipient	Recipient
BS16	Recipient Site		Female	224	230	10/19/10	Yes	Recipient	Recipient	Recipient
BS17	Common East		Unknown	116	149	10/20/10	Yes	Pens	Pens	Pens
BS18	Ivanpah 1	3	Unknown	72	116	10/20/10	No	Pens	Pens	Pens

		4								
BS19	Recipient Site		Unknown	118	151	10/21/10	Yes	Recipient	Recipient	Recipient
BS20	Ivanpah 2		Female	215	215	10/20/10	No	Deceased - Euthenized at DTCC		
BS21	Ivanpah 1		Male	241	248	10/21/10	Yes	Recipient	Recipient	Recipient
BS22	Ivanpah 1		Male	231	239	10/22/10	Yes	Pens	Pens	Pens
BS23	Recipient Site		Female	242	246	10/23/10	Yes	Recipient	Recipient	Recipient
BS24	Common West		Male	184	220	10/25/10	Yes	Ivanpah 2	Ivanpah 2	Ivanpah 2
BS25	Ivanpah 1		Female	168	214	10/26/10	Yes	Pens	Pens	Pens
BS26	Ivanpah 1		Unknown	123	142	10/27/10	No	Pens	Pens	Pens
BS27	Common East		Female	232	233	10/19/10	Yes	Pens	Pens	Pens
BS28	Ivanpah 1		Female	217	224	10/28/10	Yes	Pens	Pens	Pens
BS29	Ivanpah 1		Male	265	248	10/28/10	Yes	Pens	Pens	Pens
BS30	Recipient Site		Male	243	255	10/29/10	Yes	Recipient	Recipient	Recipient
BS31	Ivanpah 1		Female	133	195	10/29/10	Yes	Pens	Pens	Pens
BS32	Ivanpah 1		Male	252	257	10/29/10	Yes	Pens	Pens	Pens
BS33	Recipient Site		Female	228	230	10/29/10	Yes	Recipient	Recipient	Recipient
BS34	Ivanpah 1		Female	214	221	10/29/10	No	Pens	Pens	Pens
BS35	Ivanpah 1		Unknown	143	172	10/29/10	No	Pens	Pens	Pens
BS36	Ivanpah 1		Male	150	194	10/30/10	No	Pens	Pens	Pens
BS37	Ivanpah 2		Male	243	264	10/30/10	Yes	Pens	Pens	Pens
BS38	Ivanpah 1		Female	223	235	10/30/10	No	Pens	Pens	Pens
BS39	Ivanpah 1	3	Unknown	61	104	11/1/10	No		Pens	Pens
BS40	Ivanpah 1	4 3	Unknown	69	115	11/1/10	No		Pens	Pens
BS41	Ivanpah 1	4	Unknown	118	180	11/1/10	Yes		Pens	Pens
BS42	Ivanpah 1	1	Unknown	53	104	12/17/10	No			Pens
BS43	Ivanpah 1	8 1	Unknown	46	99	12/20/10	No			Pens
BS44	Ivanpah 1	8	Female	194	219	2/16/11	Yes			
BS45	Recipient Site		Female	223	225	3/5/11	Yes			
BS46	Ivanpah 3		Female	209	227	3/5/11	Yes			
BS47	Ivanpah 3		Female	242	238	3/8/11	Yes			
BS48	Ivanpah 2	3	Unknown	86	107	3/9/11	No			
BS49	Ivanpah 3	4	Male	209	235	3/9/11	Yes			
BS50	Ivanpah 3		Male	204	225	3/9/11	Yes			
BS51	Ivanpah 3		Male	234	243	3/10/11	Yes			
BS52	Ivanpah 3		Male	176	224	3/10/11	Yes			
BS53	Common East	1	Unknown	46	98	3/10/11	No			
BS54	Ivanpah 3	8 1	Unknown	47	47	3/12/11	No			

		8					
BS55	Recipient Site		Female	226	242	3/12/11	Yes
BS56	Recipient Site		Female	236	235	3/14/11	Yes
BS57	Ivanpah 3		Female	218	221	3/14/11	Yes
BS58	Ivanpah 3		Unknown	138	176	3/15/11	Yes
BS59	Ivanpah 3		Unknown	67	92	3/15/11	No
BS60	Recipient Site		Female	173	182	3/15/11	No
BS61	Ivanpah 2		Female	217	224	3/15/11	Yes
BS62	Ivanpah 3		Male	200	225	3/15/11	Yes
BS63	Ivanpah 3	2	Unknown	40	94	3/16/11	No
		0					
		4					
BS64	Ivanpah 3		Female	199	207	3/16/11	Yes
BS65	Ivanpah 3		Female	210	211	3/16/11	Yes
BS66	Ivanpah 3		Female	190	227	3/16/11	Yes
BS67	Ivanpah 2	3	Unknown	71	123	3/16/11	No
		4					
BS68	Ivanpah 2		Male	265	263	3/16/11	Yes
BS69	Ivanpah 3		Male	251	259	3/16/11	Yes
BS70	Recipient Site		Unknown	131	159	3/17/11	Yes
BS71	Ivanpah 3		Female	216	215	3/17/11	Yes
BS72	Ivanpah 2	3	Unknown	57	99	3/21/11	No
		4					
BS73	Ivanpah 3		Unknown	47	47	3/22/11	No
BS74	Recipient Site		Male	176	217	3/21/11	Yes
BS75	Recipient Site		Unknown	83	106	3/22/11	Yes
BS76	Recipient Site		Female	226	228	3/23/11	Yes
BS77	Ivanpah 2		Female	228	224	3/23/11	Yes
BS78	Recipient Site		Male	248	257	3/28/11	Yes
BS79	Ivanpah 2		Female	243	243	3/28/11	Yes
BS80	Ivanpah 3		Male	255	257	3/28/11	Yes
BS81	Ivanpah 3		Male	254	257	3/28/11	No
BS82	Ivanpah 3	4	Male	217	236	3/28/11	No
		4					
BS83	Ivanpah 3		Male	257	257	3/29/11	No
BS84	Recipient Site		Male	237	246	3/30/11	Yes
BS85	Ivanpah 3		Unknown	136	153	3/30/11	No
BS86	Ivanpah 3		Male	251	254	3/30/11	Yes
BS87	Ivanpah 3	2	Unknown	72	102	3/30/11	No
		1					
		3					
BS88	Ivanpah 2		Male	272	269	3/30/11	Yes
BS89	Recipient Site		Male	250	263	3/30/11	Yes
BS90	Ivanpah 3		Male	270	270	3/30/11	Yes

BS91	Ivanpah 3		Female	235	235	3/30/11	Yes			
BS92	Ivanpah 2		Male	269	269	3/31/11	Yes			
BS93	Recipient Site		Male	292	292	3/31/11	Yes			
BS94	Ivanpah 3		Male	211	236	3/31/11	Yes			
BS95	Ivanpah 3		Female	245	247	3/31/11	Yes			
BS96	Recipient Site		Female	213	221	4/1/11	Yes			
BS97	Ivanpah 3		Male	203	217	3/31/11	Yes			
BS98	Ivanpah 3	60	Unknown	102	114	4/1/11	No			
BS99	Recipient Site		Male	157	201	4/2/11	Yes			
BS100	Ivanpah 1		Male	249	256	10/12/10	Yes	Recipient	Recipient	Recipient
BS101	Recipient Site		Male	273	277	10/14/10	Yes	Recipient	Recipient	Recipient
BS102	Recipient Site		Male	270	269	10/14/10	Yes	Recipient	Recipient	Recipient
BS103	Ivanpah 1		Male	246	250	10/15/10	Yes	Pens	Pens	Pens
BS104	Recipient Site		Male	265	265	10/15/10	No	Deceased		
BS105	Recipient Site		Male	253	262	4/2/11	Yes			
BS106	Ivanpah 3	32	Unknown	68	103	4/2/11	No			
BS107	Recipient Site		Female	232	236	3/31/11	Yes			
BS108	Recipient Site		Male	264	272	4/1/11	Yes			
BS109	Recipient Site		Male	267	270	4/2/11	Yes			
BS110	Ivanpah 3		Male	270	270	4/2/11	Yes			
BS111	Recipient Site		Female	227	228	4/3/11	Yes			
BS112	Common West	18	Unknown	44	98	4/4/11	No			
BS113	Recipient Site		Male	230	238	4/4/11	Yes			
BS114	Ivanpah 3		Male	272	267	4/5/11	Yes			
BS115	Ivanpah 3	32	Unknown	64	100	4/5/11	No			
BS116	Ivanpah 3		Male	190	220	4/5/11	Yes			
BS117	Ivanpah 2		Male	231	242	4/6/11	Yes			
BS118	Recipient Site		Unknown	121	121	4/10/11	No			
BS119	Recipient Site		Unknown	57	57	4/10/11	No			
BS120	Recipient Site		Male	263	267	4/11/11	Yes			
BS121	Recipient Site		Male	246	250	4/12/11	No			
BS122	Ivanpah 3		Male	194	215	4/12/11	Yes			
BS123	Ivanpah 1	32	Unknown	57	98	4/13/11	No			
BS124	Recipient Site		Male	235	248	4/13/11	Yes			
BS125	Recipient Site		Male	252	252	4/14/11	Yes			
BS126	Recipient Site		Female	232	241	4/14/11	Yes			
BS127	Recipient Site		Female	248	253	4/13/11	Yes			
BS128	Recipient Site		Male	207	231	4/15/11	Yes			
BS129	Recipient Site		Male	295	291	4/16/11	Yes			

BS130	Recipient Site	Male	245	268	4/17/11	Yes
BS131	Recipient Site	Male	274	270	4/18/11	Yes
BS132	Recipient Site	Female	205	220	4/19/11	Yes
BS133	Recipient Site	Female	210	206	4/20/11	No
BS134	Recipient Site	Female	228	227	4/21/11	Yes
BS135	Recipient Site	Male	196	218	4/21/11	Yes
BS136	Recipient Site	Female	228	229	4/21/11	Yes
BS137	Recipient Site	Female	227	232	4/21/11	Yes
BS138	Recipient Site	Female	216	218	4/23/11	Yes
BS139	Recipient Site	Male	266	268	4/23/11	Yes
BS140	Recipient Site	Female	203	207	4/23/11	Yes
BS141	Ivanpah 2	Female	200	221	4/24/11	Yes
BS142	Recipient Site	Male	244	254	4/24/11	Yes
BS143	Recipient Site	Male	219	233	4/24/11	Yes
BS144	Recipient Site	Female	204	207	4/24/11	Yes
BS145	Recipient Site	Male	284	285	4/24/11	Yes
BS146	Recipient Site	Female	213	215	4/24/11	Yes
BS147	Recipient Site	Male	270	269	4/25/11	Yes
BS148	Recipient Site	Male	261	264	4/24/11	Yes
BS149	Recipient Site	Male	253	258	4/25/11	Yes
BS150	Recipient Site	Female	208	208	4/24/11	Yes
BS151	Recipient Site	Male	247	251	4/24/11	Yes
BS153	Recipient Site	Female	237	235	4/26/11	Yes
BS154	Recipient Site	Female	233	237	4/26/11	Yes
BS155	Recipient Site	Male	264	262	4/26/11	Yes
BS156	Recipient Site	Female	198	232	4/26/11	Yes
BS157	Ivanpah 2	Female	142	193	4/24/11	No
BS158	Recipient Site	Female	213	217	4/24/11	Yes
BS159	Recipient Site	Female	248	248	4/24/11	Yes
BS160	Recipient Site	Male	252	250	4/27/11	Yes
BS161	Recipient Site	Female	227	238	4/27/11	Yes
BS162	Recipient Site	Female	231	233	4/28/11	Yes
BS163	Recipient Site	Male	201	213	4/28/11	Yes
BS164	Recipient Site	Male	315	313	4/25/11	Yes
BS165	Recipient Site	Male	251	250	4/28/11	Yes
BS166	Recipient Site	Female	243	248	4/28/11	Yes
BS167	Recipient Site	Male	269	268	4/29/11	Yes
BS168	Recipient Site	Female	239	245	4/29/11	Yes
BS169	Recipient Site	Male	208	218	4/29/11	No
BS170	Recipient Site	Female	213	222	4/29/11	Yes
BS171	Recipient Site	Male	254	257	4/28/11	Yes
BS172	Recipient Site	Male	225	236	4/28/11	Yes

BS173	Ivanpah 2		Female	217	219	5/11/11	Yes
BS174	Ivanpah 1	32	Unknown	59	98	5/12/11	No
BS175	Ivanpah 1	32	Unknown	62	111	5/12/11	No
BS176	Ivanpah 3		Female	228	233	5/17/11	Yes
BS177	Ivanpah 2		Female	236	237	5/22/11	Yes
BS178	Ivanpah 1	205	Unknown	46	84	6/9/11	No
BS179	Ivanpah 3		Unknown	122	178	6/11/11	Yes
BS180	Recipient Site		Unknown	94	107	7/12/11	No
BS181	Ivanpah 3	32	Unknown	62	96	7/20/11	No
BS182	Ivanpah 2	205	Unknown	59	105	7/27/11	No
BS183	Ivanpah 2		Male	261	262	7/30/11	Yes
BS184	Ivanpah 3		Female	176	206	8/4/2011	Yes
BS185	Ivanpah 3	205	Unknown	53	97	8/6/2011	No
BS186	Ivanpah 2		Unknown	137	175	8/7/2011	Yes
BS187	Ivanpah 3		Female	190	202	8/8/2011	Yes
BS188	Ivanpah 3	34	Unknown	75	108	8/12/2011	No
BS189	Ivanpah 3		Unknown	137	152	8/13/2011	Yes
BS190	Ivanpah 3	34	Unknown	102	105	8/15/2011	No
BS191	Ivanpah 2	32	Unknown	82	108	4/15/2011	No
BS192	Recipient Site		Unknown	148	174	8/23/2011	Yes
BS193	Ivanpah 3	18	Unknown	70	97	4/15/2011	No
BS194	Quarantine Pens	207	Unknown	45	73	8/25/2011	No
BS195	Quarantine Pens	207	Unknown	43	87	8/26/2011	No
BS196	Quarantine Pens	207	Unknown	43	70	8/26/2011	No
BS197	Quarantine Pens	207	Unknown	45	82	8/26/2011	No
BS198	Quarantine Pens	20	Unknown	44	67	8/26/2011	No

BS199	Quarantine Pens	7 2 0	Unknown	43	69	8/26/2011	No
BS200	Quarantine Pens	7 2 1	Unknown	41	55	8/29/2011	No
BS201	Quarantine Pens	6 2 1	Unknown	43	71	8/29/2011	No
BS202	Quarantine Pens	6 2 1	Unknown	46	82	8/29/2011	No
BS203	Quarantine Pens	6 2 0	Unknown	44	69	8/29/2011	No
BS204	Quarantine Pens	1 2 0	Unknown	43	86	8/29/2011	No
BS205	Quarantine Pens	1 2 1	Unknown	41	84	8/29/2011	No
BS206	Quarantine Pens	6	Unknown	31	31	8/29/2011	No
BS207	Quarantine Pens	2 0	Unknown	43	70	8/30/2011	No
BS208	Quarantine Pens	1 2 1	Unknown	46	80	8/30/2011	No
BS209	Quarantine Pens	5 2 1	Unknown	40	84	8/30/2011	No
BS210	Quarantine Pens	5 2 1	Unknown	40	83	8/30/2011	No
BS211	Quarantine Pens	7 2 1	Unknown	44	52	8/31/2011	No
BS212	Quarantine Pens	8 2 1	Unknown	48	80	9/1/2011	No
BS213	Quarantine Pens	5 2 1	Unknown	46	83	9/1/2011	No
BS214	Quarantine Pens	5 2 1	Unknown	45	86	9/1/2011	No
BS215	Quarantine Pens	5 2 1	Unknown	44	83	9/1/2011	No

BS216	Quarantine Pens	6 2 1 7	Unknown	42	84	9/1/2011	No
BS217	Ivanpah 3		Male	253	260	9/3/2011	Yes
BS218	Quarantine Pens		Unknown	38	38	9/3/2011	No
BS219	Quarantine Pens	2 1 6	Unknown	43	82	9/3/2011	No
BS220	Ivanpah 3		Male	268	265	9/5/2011	Yes
BS221	Quarantine Pens	2 0 1	Unknown	48	81	9/5/2011	No
BS222	Quarantine Pens		Unknown	44	45	9/5/2011	No
BS223	Ivanpah 3		Male	197	212	9/6/2011	Yes
BS224	Quarantine Pens		Unknown	43	46	9/6/2011	No
BS225	Quarantine Pens		Unknown	43	46	9/6/2011	No
BS226	Quarantine Pens	2 0 1	Unknown	46	84	9/6/2011	No
BS227	Quarantine Pens	2 1 8	Unknown	44	98	9/7/2011	No
BS228	Quarantine Pens		Unknown	46	47	9/7/2011	No
BS229	Quarantine Pens		Unknown	41	44	9/7/2011	No
BS230	Recipient Site		Male	186	210	9/7/2011	Yes
BS231	Quarantine Pens	2 1 2	Unknown	43	85	9/7/2011	No
BS232	Quarantine Pens		Unknown	42	42	9/7/2011	No
BS233	Quarantine Pens	2 1 2	Unknown	44	86	9/7/2011	No
BS234	Quarantine Pens		Unknown	42	44	9/8/2011	No
BS235	Quarantine Pens		Unknown	44	47	9/8/2011	No
BS236	Quarantine Pens		Unknown	42	47	9/8/2011	No
BS237	Quarantine Pens		Unknown	45	45	9/9/2011	No
BS238	Quarantine		Unknown	41	44	9/9/2011	No

	Pens						
BS239	Recipient Site		Female	224	230	9/8/2011	Yes
BS240	Quarantine Pens		Unknown	44	46	9/9/2011	No
BS241	Quarantine Pens	212	Unknown	41	80	9/11/2011	No
BS242	Recipient Site		Male	210	234	9/9/2011	Yes
BS243	Recipient Site		Unknown	134	135	9/9/2011	No
BS244	Ivanpah 2	223	Unknown	55	77	9/10/2011	No
BS245	Recipient Site		Male	281	283	9/10/2011	Yes
BS246	Ivanpah 3		Unknown	162	164	9/10/2011	Yes
BS247	Ivanpah 2	223	Unknown	61	98	9/10/2011	No
BS248	Recipient Site		Male	260	266	9/10/2011	Yes
BS249	Quarantine Pens	201	Unknown	45	81	9/11/2011	No
BS250	Quarantine Pens		Unknown	48	48	9/12/2011	No
BS251	Quarantine Pens	209	Unknown	46	74	9/12/2011	No
BS252	Ivanpah 3	223	Unknown	79	107	9/12/2011	No
BS253	Quarantine Pens	211	Unknown	44	74	9/13/2011	No
BS254	Quarantine Pens	211	Unknown	43	83	9/13/2011	No
BS255	Quarantine Pens	211	Unknown	43	75	9/13/2011	No
BS256	Ivanpah 3	223	Unknown	68	87	9/13/2011	No
BS257	Ivanpah 3		Unknown	140	163	9/14/2011	Yes
BS258	Ivanpah 2		Unknown	81	80	9/13/2011	No
BS259	Ivanpah 3	222	Unknown	114	123	9/14/2011	No
BS260	Ivanpah 3		Unknown	136	136	9/14/2011	No
BS261	Ivanpah 3		Unknown	134	142	9/14/2011	Yes

BS262	Quarantine Pens		Unknown	42	44	9/16/2011	No
BS263	Ivanpah 2	221	Unknown	74	89	9/16/2011	No
BS264	Ivanpah 3		Unknown	50	50	9/17/2011	No
BS265	Ivanpah 3		Unknown	126	148	9/18/2011	Yes
BS266	Ivanpah 2		Male	178	201	9/18/2011	No
BS267	Ivanpah 3	220	Unknown	82	113	9/18/2011	No
BS268	Ivanpah 3	219	Unknown	66	96	9/18/2011	No
BS269	Ivanpah 3	220	Unknown	93	108	9/18/2011	No
BS270	Ivanpah 3	17	Unknown	120	127	9/18/2011	No
BS271	Ivanpah 3		Unknown	59	77	9/19/2011	No
BS272	Ivanpah 3	222	Unknown	89	108	9/20/2011	No
BS273	Ivanpah 3		Unknown	104	104	9/20/2011	No
BS274	Ivanpah 3	210	Unknown	45	84	9/20/2011	No
BS275	Ivanpah 3		Female	205	226	9/20/2011	Yes
BS276	Ivanpah 3	221	Unknown	69	88	9/20/2011	No
BS277	Common East	210	Unknown	46	77	9/20/2011	No
BS278	Quarantine Pens		Unknown	42	42	9/21/2011	No
BS279	Quarantine Pens	209	Unknown	48	71	9/21/2011	No
BS280	Ivanpah 3	219	Unknown	85	111	9/21/2011	No
BS281	Quarantine Pens	209	Unknown	48	76	9/21/2011	No
BS282	Ivanpah 3	224	Unknown	90	119	9/21/2011	No
BS283	Ivanpah 2	2	Unknown	100	122	9/21/2011	No

BS284	Quarantine Pens	1420	Unknown	43	79	9/22/2011	No
BS285	Ivanpah 3	9204	Unknown	54	85	9/22/2011	No
BS286	Ivanpah 3	4204	Unknown	63	94	9/22/2011	No
BS287	Ivanpah 2	4214	Unknown	111	146	9/22/2011	No
BS288	Ivanpah 2	4204	Unknown	58	84	9/23/2011	No
BS289	Ivanpah 3		Female	214	230	9/22/2011	Yes
BS290	Ivanpah 3		Female	170	200	9/25/2011	Yes
BS291	Ivanpah 3		Male	157	187	9/23/2011	Yes
BS292	Ivanpah 2	222	Unknown	103	110	9/24/2011	No
BS293	Ivanpah 3		Unknown	129	148	9/24/2011	Yes
BS294	Ivanpah 3		Unknown	125	136	9/24/2011	Yes
BS295	Ivanpah 2	219	Unknown	60	86	9/26/2011	No
BS296	Ivanpah 3	9221	Unknown	70	93	9/26/2011	No
BS297	Quarantine Pens	1209	Unknown	43	80	9/27/11	No
BS298	Ivanpah 3	9221	Unknown	62	86	9/27/11	No
BS299	Quarantine Pens	1209	Unknown	47	81	9/29/11	No
BS300	Ivanpah 3	9210	Unknown	47	85	9/29/11	No
BS301	Ivanpah 3	0210	Unknown	47	47	9/29/11	No
BS302	Ivanpah 3	0204	Unknown	62	75	9/30/11	No

BS303	Ivanpah 3	220	Unknown	76	107	9/30/11	No
BS304	Ivanpah 3	221	Unknown	72	87	10/2/11	No
BS305	Ivanpah 3		Female	224	229	10/3/11	Yes
BS306	Recipient Site		Unknown	133	145	10/3/11	No
BS307	Ivanpah 3	213	Unknown	64	94	10/3/11	No
BS308	Ivanpah 3	213	Unknown	62	87	10/4/11	No
BS309	Ivanpah 1		Unknown	60	60	10/4/11	No
BS310	Ivanpah 3		Male	277	274	10/4/11	Yes
BS311	Quarantine Pens		Unknown	38	38	9/4/11	No
BS312	Ivanpah 1		Unknown	65	65	10/6/11	No
BS313	Recipient Site		Unknown	156	164	10/7/11	No
BS314	Recipient Site		Male	209	223	10/11/11	Yes
BS315	Recipient Site		Male	209	220	10/14/11	No
BS316	Recipient Site		Male	280	281	10/13/11	Yes
BS317	Recipient Site		Male	268	267	10/14/11	Yes
BS318	Recipient Site		Male	282	282	10/15/11	No
BS319	Recipient Site		Male	277	277	10/15/11	No
BS320	Recipient Site		Female	222	227	10/16/11	Yes
BS321	Recipient Site		Female	235	237	10/15/11	Yes
BS322	Recipient Site		Female	220	220	10/15/11	No
BS323	Recipient Site		Female	219	220	10/15/11	Yes
BS324	Recipient Site		Female	207	208	10/15/11	Yes
BS325	Recipient Site		Male	267	267	10/15/11	No
BS326	Recipient Site		Unknown	97	97	10/15/11	No
BS327	Recipient Site		Female	219	237	10/15/11	Yes
BS328	Recipient Site		Male	251	256	10/16/11	Yes
BS329	Recipient Site		Male	265	265	10/16/11	No
BS330	Recipient Site		Male	251	251	10/16/11	No
BS331	Recipient Site		Male	260	260	10/16/11	No
BS332	Recipient Site		Male	300	300	10/16/11	No
BS333	Ivanpah 1	210	Unknown	43	81	10/17/11	No
BS334	Recipient Site		Female	225	224	10/17/11	Yes
BS335	Recipient Site		Male	271	270	10/17/11	Yes
BS336	Recipient Site		Unknown	104	138	10/19/11	Yes

BS337	Common East		Unknown	37	37	11/28/11	No
BS338	Ivanpah 2	220	Unknown	62	93	3/5/12	No
BS339	Recipient Site		Male	167	201	3/15/12	Yes
BS340	Ivanpah 2		Unknown	55	55	3/21/12	No
BS341	Ivanpah 1	213	Unknown	70	87	4/3/12	No
BS342	Recipient Site		Unknown	68	97	4/9/12	Yes
BS343	Ivanpah 1		Unknown	59	78	6/2/12	No
BS344	Recipient Site		Unknown	60	72	7/30/12	Yes
BS345	Recipient Site		Unknown	105	111	8/11/12	Yes
BS346	Recipient Site		Unknown	73	93	8/30/12	Yes
BS347	Ivanpah 3	208	Unknown	72	83	9/7/12	No
BS348	Ivanpah 2	208	Unknown	74	89	9/10/12	No
BS349	Recipient Site		Unknown	81	82	9/12/12	No
BS350	Ivanpah 3	206	Unknown	45	69	9/25/12	No
BS351	Ivanpah 3	224	Unknown	93	111	10/8/12	No
BS352	Ivanpah 3	224	Unknown	101	113	10/17/12	No
BS353	Recipient Site		Unknown	71	72	3/22/13	Yes
BS354	Recipient Site		Unknown	82	102	3/26/13	Yes
BS355	Ivanpah 1	206	Unknown	43	72	3/27/13	No
BS356	Recipient Site		Unknown	78	79	4/14/13	No
BS500	Control Site		Female	243	243	3/30/11	Yes
BS501	Control Site		Female	189	195	4/1/11	Yes
BS502	Control Site		Female	217	214	4/1/11	Yes
BS503	Control Site		Male	238	243	4/1/11	Yes
BS504	Control Site		Female	198	214	4/2/11	Yes
BS505	Control Site		Male	213	226	4/1/11	No
BS506	Control Site		Male	252	255	4/1/11	Yes
BS507	Control Site	53	Female	221	226	4/1/11	No
BS508	Control Site		Male	237	242	4/1/11	Yes

BS509	Control Site	Male	169	217	4/2/11	Yes
BS510	Control Site	Male	256	267	4/1/11	Yes
BS511	Control Site	Female	221	225	4/1/11	Yes
BS512	Control Site	Male	272	276	4/1/11	Yes
BS513	Control Site	Female	225	229	4/1/11	Yes
BS514	Control Site	Female	158	207	4/1/11	Yes
BS515	Control Site	Female	213	215	4/1/11	Yes
BS516	Control Site	Unknown	48	48	4/2/11	No
BS517	Control Site	Male	220	238	4/1/11	Yes
BS518	Control Site	Unknown	122	144	4/1/11	No
BS519	Control Site	Female	206	209	4/1/11	Yes
BS520	Control Site	Unknown	130	152	4/1/11	No
BS521	Control Site	Unknown	137	171	4/2/11	Yes
BS522	Control Site	Male	269	266	4/1/11	Yes
BS523	Control Site	Female	225	228	4/2/11	Yes
BS524	Control Site	Male	257	259	4/1/11	Yes
BS525	Control Site	Unknown	49	49	4/2/11	No
BS526	Control Site	Unknown	88	88	4/2/11	No
BS527	Control Site	Female	202	216	4/1/11	Yes
BS528	Control Site	Unknown	65	65	4/2/11	No
BS529	Control Site	Male	233	237	4/2/11	Yes
BS530	Control Site	Male	205	225	4/1/11	Yes
BS531	Control Site	Female	203	204	4/1/11	Yes
BS532	Control Site	Female	203	207	4/1/11	Yes
BS533	Control Site	Female	200	210	4/2/11	Yes
BS534	Control Site	Male	226	226	4/2/11	Yes
BS535	Control Site	Male	238	238	4/2/11	Yes
BS536	Control Site	Unknown	122	147	4/2/11	Yes
BS537	Control Site	Male	236	238	4/3/11	Yes
BS538	Control Site	Female	216	223	4/3/11	Yes
BS539	Control Site	Male	240	243	10/8/11	Yes
BS540	Control Site	Male	198	210	10/8/11	Yes
BS541	Control Site	Male	249	248	10/8/11	Yes
BS542	Control Site	Male	270	272	10/8/11	Yes
BS543	Control Site	Female	241	245	10/8/11	Yes
BS544	Control Site	Male	214	212	10/9/11	No
BS545	Control Site	Female	197	207	10/8/11	Yes
BS546	Control Site	Male	218	219	10/9/11	Yes
BS547	Control Site	Female	225	225	10/9/11	No
BS548	Control Site	Unknown	86	101	10/9/11	Yes
BS549	Control Site	Male	217	220	10/9/11	Yes
BS550	Control Site	Male	278	276	10/9/11	Yes

BS551	Control Site	Male	266	271	10/9/11	Yes
BS552	Control Site	Male	285	284	10/9/11	Yes
BS553	Control Site	Male	256	260	10/9/11	Yes
BS554	Control Site	Female	216	219	10/10/11	Yes
BS555	Control Site	Female	222	223	10/10/11	Yes
BS556	Control Site	Female	157	188	10/9/11	Yes
BS557	Control Site	Unknown	133	132	10/11/11	Yes
BS558	Control Site	Male	246	246	10/11/11	Yes
BS559	Control Site	Female	232	232	10/10/11	Yes
BS560	Control Site	Female	228	231	10/11/11	Yes
BS561	Control Site	Unknown	160	173	10/11/11	Yes
BS562	Control Site	Unknown	118	146	10/11/11	Yes
BS563	Control Site	Male	267	272	10/11/11	Yes
BS564	Control Site	Male	265	263	10/11/11	Yes
BS565	Control Site	Male	249	255	10/11/11	Yes
BS566	Control Site	Female	211	233	10/11/11	Yes
BS567	Control Site	Male	266	262	10/11/11	Yes
BS568	Control Site	Female	186	196	10/11/11	Yes
BS569	Control Site	Female	235	233	10/11/11	Yes
BS570	Control Site	Male	260	257	10/11/11	Yes
BS571	Control Site	Male	256	257	10/11/11	Yes
BS572	Control Site	Female	236	235	10/11/11	Yes
BS573	Control Site	Male	248	250	10/11/11	Yes
BS574	Control Site	Unknown	167	171	10/12/11	No
BS575	Control Site	Male	260	259	10/12/11	Yes
BS576	Control Site	Female	242	241	10/12/11	Yes
BS577	Control Site	Female	220	226	10/12/11	Yes
BS578	Control Site	Male	268	268	10/12/11	Yes
BS579	Control Site	Male	217	217	10/12/11	Yes
BS580	Control Site	Unknown	133	161	10/12/11	Yes
BS581	Control Site	Unknown	100	101	10/12/11	No
BS582	Control Site	Female	226	230	10/12/11	Yes
BS583	Control Site	Female	215	215	10/12/11	Yes
BS584	Control Site	Unknown	133	134	10/13/11	No
BS585	Control Site	Unknown	80	78	10/13/11	Yes
BS586	Control Site	Male	274	276	10/13/11	Yes
BS587	Control Site	Unknown	107	129	10/13/11	Yes
BS588	Control Site	Unknown	138	169	10/13/11	Yes
BS589	Control Site	Male	237	238	10/13/11	Yes
BS590	Control Site	Male	272	275	10/13/11	Yes
BS591	Control Site	Female	216	222	10/13/11	Yes
BS592	Control Site	Unknown	115	153	10/13/11	Yes

BS593	Control Site	Female	218	220	10/13/11	Yes
BS594	Control Site	Male	182	183	10/13/11	Yes
BS595	Control Site	Female	216	224	10/13/11	Yes
BS596	Control Site	Female	235	234	10/14/11	Yes
BS597	Control Site	Male	268	268	10/13/11	Yes
BS598	Control Site	Female	234	237	10/14/11	Yes
BS599	Control Site	Female	215	218	10/13/11	Yes
BS600	Control Site	Male	254	257	10/13/11	Yes
BS601	Control Site	Unknown	90	91	10/14/11	No
BS602	Control Site	Male	207	209	10/14/11	Yes
BS603	Control Site	Unknown	109	108	10/14/11	No
BS604	Control Site	Female	189	196	10/14/11	Yes
BS605	Control Site	Female	219	219	10/14/11	Yes
BS606	Control Site	Male	198	212	10/14/11	Yes
BS607	Control Site	Unknown	88	106	10/14/11	Yes
BS608	Control Site	Male	243	241	10/14/11	Yes
BS609	Control Site	Male	241	249	10/14/11	Yes
BS610	Control Site	Unknown	152	179	10/14/11	Yes
BS611	Control Site	Unknown	104	127	10/15/11	Yes
BS612	Control Site	Unknown	81	109	10/15/11	Yes
BS613	Control Site	Female	224	221	10/15/11	Yes
BS614	Control Site	Male	271	272	10/15/11	Yes
BS615	Control Site	Male	284	281	10/15/11	Yes
BS616	Control Site	Female	240	244	10/15/11	Yes
BS617	Control Site	Male	179	206	10/15/11	Yes
BS618	Control Site	Male	274	275	10/15/11	Yes
BS619	Control Site	Female	221	219	10/9/11	Yes
BS620	Control Site	Female	187	191	10/15/11	Yes
BS621	Control Site	Female	199	201	10/15/11	Yes
BS622	Control Site	Unknown	76	96	10/15/11	Yes
BS623	Control Site	Female	223	226	10/15/11	Yes
BS624	Control Site	Unknown	99	128	10/15/11	Yes
BS625	Control Site	Male	272	271	10/15/11	Yes
BS626	Control Site	Unknown	173	173	10/16/11	Yes
BS627	Control Site	Unknown	61	70	10/16/11	Yes
BS628	Control Site	Male	226	229	10/16/11	Yes
BS629	Control Site	Unknown	150	176	10/16/11	Yes
BS630	Control Site	Male	143	187	10/16/11	Yes
BS631	Control Site	Female	222	221	10/16/11	Yes
BS632	Control Site	Unknown	93	120	10/16/11	Yes
BS633	Control Site	Unknown	67	94	10/16/11	Yes
BS634	Control Site	Unknown	130	155	10/16/11	Yes

BS635	Control Site	Female	159	187	10/16/11	Yes
BS636	Control Site	Female	271	272	10/16/11	Yes
BS637	Control Site	Unknown	121	129	10/16/11	No
BS638	Control Site	Male	260	249	10/16/11	Yes
BS639	Control Site	Male	210	219	10/16/11	Yes
BS640	Control Site	Unknown	76	94	10/17/11	Yes
BS641	Control Site	Male	232	234	10/16/11	Yes
BS642	Control Site	Female	200	196	10/17/11	Yes
BS643	Control Site	Male	221	225	10/17/11	Yes
BS644	Control Site	Male	265	266	10/17/11	Yes
BS645	Control Site	Male	269	273	10/17/11	Yes
BS646	Control Site	Female	227	228	10/17/11	Yes
BS647	Control Site	Unknown	93	110	10/17/11	Yes
BS648	Control Site	Male	261	260	10/17/11	Yes
BS649	Control Site	Female	246	252	10/17/11	Yes
BS650	Control Site	Male	264	270	10/17/11	Yes
BS651	Control Site	Male	247	247	10/17/11	Yes
BS652	Control Site	Male	234	237	10/17/11	Yes
BS653	Control Site	Male	196	210	10/17/11	Yes
BS654	Control Site	Unknown	152	175	10/15/11	Yes
BS655	Control Site	Unknown	88	94	10/18/11	No

Table 2. 2011 Desert Tortoise Master List for all Tortoises Encountered and Marked Between January 1, 2011 and December 31, 2011.

Tort ID	Initial Process Location (GIS)	Pen #	Sex	Initial MCL	Recent MCL	Initial Process Date	Transmitter (Yes/No)	2011 Jan	Feb	Mar	Apr	May	Jun	Jul	Aug	Sep	Oct	Nov	Dec
BS01	Ivanpah 1		Female	184	220	10/9/10	Yes	Pens	Pens	Pens	Pens	Pens	Pens	Pens	Pens	Pens	Pens	Pens	Pens
BS02	Ivanpah 1		Male	264	272	10/9/10	Yes	Pens	Pens	Pens	Pens	Pens	Pens	Pens	Pens	Pens	Pens	Pens	Pens
BS03	Common East		Female	227	233	10/10/10	No	Recipient	Recipient	Recipient	Recipient	Recipient	Recipient	Recipient	Deceased				
BS04	Ivanpah 1		Male	252	260	10/10/10	Yes	Recipient	Recipient	Recipient	Recipient	Recipient	Recipient	Recipient	Recipient	Recipient	Recipient	Recipient	Recipient
BS05	Ivanpah 2		Male	216	237	10/7/10	Yes	Ivanpah 2	Ivanpah 2	Ivanpah 2	Ivanpah 2	Ivanpah 2	Ivanpah 2	Ivanpah 2	Ivanpah 2	Pens	Pens	Pens	Pens
BS06	Ivanpah 1		Male	257	272	10/12/10	Yes	Recipient	Recipient	Recipient	Recipient	Recipient	Recipient	Recipient	Recipient	Recipient	Recipient	Recipient	Recipient
BS07	Recipient Site		Unknown	94	126	10/12/10	Yes	Recipient	Recipient	Recipient	Recipient	Recipient	Recipient	Recipient	Recipient	Recipient	Recipient	Recipient	Recipient
BS08	Ivanpah 1		Female	209	210	10/12/10	Yes	Recipient	Recipient	Recipient	Recipient	Recipient	Recipient	Recipient	Recipient	Recipient	Recipient	Recipient	Recipient
BS0	Ivanpah		Male	253	260	10/14/1	Yes	Pens	Pens	Pens	Pens	Pens	Pens	Pens	Pens	Pens	Pens	Pens	Pens

9	1					0																
BS10	Recipient Site		Male	277	280	10/14/10	Yes	Recipient	Recipient	Recipient	Recipient	Recipient	Recipient	Recipient	Recipient	Recipient	Recipient	Recipient	Recipient	Recipient	Recipient	Recipient
BS11	Recipient Site		Female	199	220	10/16/10	Yes	Recipient	Recipient	Recipient	Recipient	Recipient	Recipient	Recipient	Recipient	Recipient	Recipient	Recipient	Recipient	Recipient	Recipient	Recipient
BS12	Recipient Site		Female	209	222	10/16/10	Yes	Recipient	Recipient	Recipient	Recipient	Recipient	Recipient	Recipient	Recipient	Recipient	Recipient	Recipient	Recipient	Recipient	Recipient	Recipient
BS13	Recipient Site		Male	245	245	10/19/10	Yes	Recipient	Recipient	Recipient	Recipient	Recipient	Recipient	Recipient	Recipient	Recipient	Recipient	Recipient	Recipient	Recipient	Recipient	Recipient
BS14	Ivanpah 1		Female	224	234	10/19/10	Yes	Pens	Pens	Pens	Pens	Pens	Pens	Pens	Pens	Pens	Pens	Pens	Pens
BS15	Recipient Site		Male	190	218	10/19/10	Yes	Recipient	Recipient	Recipient	Recipient	Recipient	Recipient	Recipient	Recipient	Recipient	Recipient	Recipient	Recipient
BS16	Recipient Site		Female	224	230	10/19/10	Yes	Recipient	Recipient	Recipient	Recipient	Recipient	Recipient	Recipient	Recipient	Recipient	Recipient	Recipient	Recipient
BS17	Common East		Unknown	116	149	10/20/10	Yes	Pens	Pens	Pens	Pens	Pens	Pens	Pens	Pens	Pens	Pens	Pens	Pens
BS18	Ivanpah 1	34	Unknown	72	116	10/20/10	No	Pens	Pens	Pens	Pens	Pens	Pens	Pens	Pens	Pens	Pens	Pens	Pens
BS19	Recipient Site		Unknown	118	151	10/21/10	Yes	Recipient	Recipient	Recipient	Recipient	Recipient	Recipient	Recipient	Recipient	Recipient	Recipient	Recipient	Recipient
BS20	Ivanpah 2		Female	215	215	10/20/10	No	Deceased (Oct 2010)											
BS21	Ivanpah 1		Male	241	248	10/21/10	Yes	Recipient	Recipient	Recipient	Recipient	Recipient	Recipient	Recipient	Recipient	Recipient	Recipient	Recipient	Recipient
BS22	Ivanpah 1		Male	231	239	10/22/10	Yes	Pens	Pens	Pens	Pens	Pens	Pens	Pens	Pens	Pens	Pens	Pens	Pens
BS23	Recipient Site		Female	242	246	10/23/10	Yes	Recipient	Recipient	Recipient	Recipient	Recipient	Recipient	Recipient	Recipient	Recipient	Recipient	Recipient	Recipient
BS24	Common West		Male	184	220	10/25/10	Yes	Ivanpah 2	Ivanpah 2	Ivanpah 2	MNP-Ivanpah 2	Ivanpah 2	Ivanpah 2	Ivanpah 2	Ivanpah 2	Pens	Pens	Pens	Pens
BS25	Ivanpah 1		Female	168	214	10/26/10	Yes	Pens	Pens	Pens	Pens	Pens	Pens	Pens	Pens	Pens	Pens	Pens	Pens
BS26	Ivanpah 1		Unknown	123	142	10/27/10	No	Pens	Pens	Pens	Pens	Pens	Pens	Pens	Pens	Pens	Pens	Pens	Pens
BS27	Common East		Female	232	233	10/19/10	Yes	Pens	Pens	Pens	Pens	Pens	Pens	Pens	Pens	Pens	Pens	Pens	Pens
BS28	Ivanpah 1		Female	217	224	10/28/10	Yes	Pens	Pens	Pens	Pens	Pens	Pens	Pens	Pens	Pens	Pens	Pens	Pens
BS29	Ivanpah 1		Male	265	248	10/28/10	Yes	Pens	Pens	Pens	Pens	Pens	Pens	Pens	Pens	Pens	Pens	Pens	Pens
BS30	Recipient Site		Male	243	255	10/29/10	Yes	Recipient	Recipient	Recipient	Recipient	Recipient	Recipient	Recipient	Recipient	Recipient	Recipient	Recipient	Recipient
BS31	Ivanpah 1		Female	133	195	10/29/10	Yes	Pens	Pens	Pens	Pens	Pens	Pens	Pens	Pens	Pens	Pens	Pens	Pens
BS32	Ivanpah 1		Male	252	257	10/29/10	Yes	Pens	Pens	Pens	Pens	Pens	Pens	Pens	Pens	Pens	Pens	Pens	Pens
BS33	Recipient Site		Female	228	230	10/29/10	Yes	Recipient	Recipient	Recipient	Recipient	Recipient	Recipient	Recipient	Recipient	Recipient	Recipient	Recipient	Recipient

BS34	Ivanpah 1		Female	214	221	10/29/10	No	Pens	Pens	Pens	Pens	Pens	Pens	Pens	Pens	Pens	Pens	Pens	Pens
BS35	Ivanpah 1		Unknown	143	172	10/29/10	No	Pens	Pens	Pens	Pens	Pens	Pens	Pens	Pens	Pens	Pens	Pens	Pens
BS36	Ivanpah 1		Male	150	194	10/30/10	No	Pens	Pens	Pens	Pens	Pens	Pens	Pens	Pens	Pens	Pens	Pens	Pens
BS37	Ivanpah 2		Male	243	264	10/30/10	Yes	Pens	Pens	Pens	Pens	Pens	Pens	Pens	Pens	Pens	Pens	Pens	Pens
BS38	Ivanpah 1		Female	223	235	10/30/10	No	Pens	Pens	Pens	Pens	Pens	Pens	Pens	Pens	Pens	Pens	Pens	Pens
BS39	Ivanpah 1	34	Unknown	61	104	11/1/10	No	Pens	Pens	Pens	Pens	Pens	Pens	Pens	Pens	Pens	Pens	Pens	Pens
BS40	Ivanpah 1	34	Unknown	69	115	11/1/10	No	Pens	Pens	Pens	Pens	Pens	Pens	Pens	Pens	Pens	Pens	Pens	Pens
BS41	Ivanpah 1		Unknown	118	180	11/1/10	Yes	Pens	Pens	Pens	Pens	Pens	Pens	Pens	Pens	Pens	Pens	Pens	Pens
BS42	Ivanpah 1	18	Unknown	53	104	12/17/10	No	Pens	Pens	Pens	Pens	Pens	Pens	Pens	Pens	Pens	Pens	Pens	Pens
BS43	Ivanpah 1	18	Unknown	46	99	12/20/10	No	Pens	Pens	Pens	Pens	Pens	Pens	Pens	Pens	Pens	Pens	Pens	Pens
BS44	Ivanpah 1		Female	194	219	2/16/11	Yes		Pens	Pens	Pens	Pens	Pens	Pens	Pens	Pens	Pens	Pens	Pens
BS45	Recipient Site		Female	223	225	3/5/11	Yes			Recipient	Recipient	Recipient	Recipient	Recipient	Recipient	Recipient	Recipient	Recipient	Recipient
BS46	Ivanpah 3		Female	209	227	3/5/11	Yes			Ivanpah 3	Ivanpah 3	Ivanpah 3	Ivanpah 3	Ivanpah 3	Ivanpah 3	Recipient	Recipient	Recipient	Recipient
BS47	Ivanpah 3		Female	242	238	3/8/11	Yes			Ivanpah 3	MNP-Pens	Pens	Pens	Pens	Pens	Pens	Pens	Pens	Pens
BS48	Ivanpah 2	34	Unknown	86	107	3/9/11	No			Pens	Pens	Pens	Pens	Pens	Pens	Pens	Pens	Pens	Pens
BS49	Ivanpah 3		Male	209	235	3/9/11	Yes			Recipient	Recipient	Recipient	Recipient	Recipient	Recipient	Recipient	Recipient	Recipient	Recipient
BS50	Ivanpah 3		Male	204	225	3/9/11	Yes			Ivanpah 3	Ivanpah 3	Ivanpah 3	Ivanpah 3	Ivanpah 3	Ivanpah 3	Recipient	Recipient	Recipient	Recipient
BS51	Ivanpah 3		Male	234	243	3/10/11	Yes			Ivanpah 3	Ivanpah 3	Ivanpah 3	Ivanpah 3	Ivanpah 3	Ivanpah 3	Ivanpah 3	Pens	Pens	Pens
BS52	Ivanpah 3		Male	176	224	3/10/11	Yes			Pens	Pens	Pens	Pens	Pens	Pens	Pens	Pens	Pens	Pens
BS53	Common East	18	Unknown	46	98	3/10/11	No			Pens	Pens	Pens	Pens	Pens	Pens	Pens	Pens	Pens	Pens
BS54	Ivanpah 3	18	Unknown	47	47	3/12/11	No			Missing	Missing	Missing	Missing	Missing	Missing	Missing	Missing	Missing	Missing
BS55	Recipient Site		Female	226	242	3/12/11	Yes			Recipient	Recipient	Recipient	Recipient	Recipient	Recipient	Recipient	Recipient	Recipient	Recipient
BS56	Recipient Site		Female	236	235	3/14/11	Yes			Recipient	Recipient	Recipient	Recipient	Recipient	Recipient	Recipient	Recipient	Recipient	Recipient
BS57	Ivanpah 3		Female	218	221	3/14/11	Yes			Ivanpah 3	Ivanpah 3	MNP-Pens	Pens	Pens	Pens	Pens	Pens	Pens	Pens
BS58	Ivanpah 3		Unknown	138	176	3/15/11	Yes			Ivanpah 3	Ivanpah 3	Ivanpah 3	Ivanpah 3	Ivanpah 3	Ivanpah 3	Ivanpah 3	Pens	Pens	Pens

BS59	Ivanpah3		Unknown	67	92	3/15/11	No	Ivanpah3	Ivanpah3	Pens	Pens	Pens	Pens	Pens	Pens	Pens	Pens
BS60	Recipient Site		Female	173	182	3/15/11	No	Recipient	Recipient	Recipient	Recipient	Recipient	Recipient	Recipient	Recipient	Recipient	Recipient
BS61	Ivanpah2		Female	217	224	3/15/11	Yes	Ivanpah2	MNP-Pens	MNP-Pens	Pens	Pens	Pens	Pens	Pens	Pens	Pens
BS62	Ivanpah3		Male	200	225	3/15/11	Yes	Ivanpah3	Ivanpah3	Ivanpah3	Ivanpah3	Ivanpah3	Ivanpah3	Ivanpah3	Recipient	Recipient	Recipient
BS63	Ivanpah3	204	Unknown	40	94	3/16/11	No	Pens	Pens	Pens	Pens	Pens	Pens	Pens	Pens	Pens	Pens
BS64	Ivanpah3		Female	199	207	3/16/11	Yes	Ivanpah3	Ivanpah3	MNP-Pens	Pens	Pens	Pens	Pens	Pens	Pens	Pens
BS65	Ivanpah3		Female	210	211	3/16/11	Yes	Recipient	Recipient	Recipient	Recipient	Recipient	Ivanpah3	Pens	Pens	Pens	Pens
BS66	Ivanpah3		Female	190	227	3/16/11	Yes	Ivanpah3	MNP-Ivanpah3	MNP-Ivanpah3	Ivanpah3	Ivanpah3	Ivanpah3	Pens	Pens	Pens	Pens
BS67	Ivanpah2	34	Unknown	71	123	3/16/11	No	Pens	Pens	Pens	Pens	Pens	Pens	Pens	Pens	Pens	Pens
BS68	Ivanpah2		Male	265	263	3/16/11	Yes	Ivanpah2	Ivanpah2	Ivanpah2	Ivanpah2	Ivanpah2	Ivanpah2	Pens	Pens	Pens	Pens
BS69	Ivanpah3		Male	251	259	3/16/11	Yes	Recipient	Recipient	Recipient	Recipient	Recipient	Recipient	Recipient	Recipient	Recipient	Recipient
BS70	Recipient Site		Unknown	131	159	3/17/11	Yes	Ivanpah3	Ivanpah3	Ivanpah3	Ivanpah3	Ivanpah3	Recipient	Recipient	Recipient	Recipient	Recipient
BS71	Ivanpah3		Female	216	215	3/17/11	Yes	Ivanpah3	MNP-Pens	MNP-Pens	Pens	Pens	Pens	Pens	Recipient	Recipient	Recipient
BS72	Ivanpah2	34	Unknown	57	99	3/21/11	No	Pens	Pens	Pens	Pens	Pens	Pens	Pens	Pens	Pens	Pens
BS73	Ivanpah3		Unknown	47	47	3/22/11	No	Deceased									
BS74	Recipient Site		Male	176	217	3/21/11	Yes	Recipient	Recipient	Recipient	Recipient	Recipient	Recipient	Recipient	Recipient	Recipient	Recipient
BS75	Recipient Site		Unknown	83	106	3/22/11	Yes	Recipient	Recipient	Recipient	Recipient	Recipient	Recipient	Recipient	Recipient	Recipient	Recipient
BS76	Recipient Site		Female	226	228	3/23/11	Yes	Recipient	Recipient	Recipient	Recipient	Recipient	Recipient	Recipient	Recipient	Recipient	Recipient
BS77	Ivanpah2		Female	228	224	3/23/11	Yes	Ivanpah2	MNP-Pens	MNP-Pens	Pens	Pens	Pens	Pens	Pens	Pens	Pens
BS78	Recipient Site		Male	248	257	3/28/11	Yes	Recipient	Recipient	Recipient	Recipient	Recipient	Recipient	Recipient	Recipient	Recipient	Recipient
BS79	Ivanpah2		Female	243	243	3/28/11	Yes	Ivanpah2	Ivanpah2	Ivanpah2	Ivanpah2	Ivanpah2	Ivanpah2	Pens	Pens	Pens	Pens
BS80	Ivanpah3		Male	255	257	3/28/11	Yes	Recipient	Recipient	Recipient	Recipient	Recipient	Recipient	Ivanpah3	Recipient	Recipient	Recipient
BS81	Ivanpah3		Male	254	257	3/28/11	No	Ivanpah3	Ivanpah3	Ivanpah3	Ivanpah3	Ivanpah3	Ivanpah3	Pens	Pens	Pens	Pens
BS82	Ivanpah3	44	Male	217	236	3/28/11	No	Ivanpah3	Ivanpah3	Ivanpah3	Ivanpah3	At Vet in San Diego	Pens	Pens	Pens	Pens	Pens

BS83	Ivanpah3		Male	257	257	3/29/11	No			Ivanpah3	Deceased										
BS84	Recipient Site		Male	237	246	3/30/11	Yes			Recipient	Recipient	Recipient	Recipient	Recipient	Recipient	Recipient	Recipient	Recipient	Recipient	Recipient
BS85	Ivanpah3		Unknown	136	153	3/30/11	No			Ivanpah3	Ivanpah3	Ivanpah3	Ivanpah3	Ivanpah3	Ivanpah3	Pens	Pens	Pens	Pens
BS86	Ivanpah3		Male	251	254	3/30/11	Yes			Ivanpah3	Ivanpah3	Ivanpah3	Recipient	Recipient	Recipient	Recipient	Recipient	Recipient	Recipient
BS87	Ivanpah3	213	Unknown	72	102	3/30/11	No			Ivanpah3	Ivanpah3	Ivanpah3	Ivanpah3	Ivanpah3	Pens	Pens	Pens	Pens	Pens
BS88	Ivanpah2		Male	272	269	3/30/11	Yes			Ivanpah2	Ivanpah2	Ivanpah2	Ivanpah2	Ivanpah2	Ivanpah2	Pens	Pens	Pens	Pens
BS89	Recipient Site		Male	250	263	3/30/11	Yes			Recipient	Recipient	Recipient	Recipient	Recipient	Recipient	Recipient	Recipient	Recipient	Recipient
BS90	Ivanpah3		Male	270	270	3/30/11	Yes			Ivanpah3	Recipient	Recipient	Recipient	Recipient	Recipient	Ivanpah3	Pens	Pens	Pens
BS91	Ivanpah3		Female	235	235	3/30/11	Yes			Recipient	Recipient	MNP-Pens	Pens	Pens	Pens	Pens	Pens	Pens	Pens
BS92	Ivanpah2		Male	269	269	3/31/11	Yes			Ivanpah2	Ivanpah2	Ivanpah2	Ivanpah2	Ivanpah2	Ivanpah2	Pens	Pens	Pens	Pens
BS93	Recipient Site		Male	292	292	3/31/11	Yes			Ivanpah3	Ivanpah3	Recipient	Recipient	Recipient	Recipient	Recipient	Recipient	Recipient	Recipient
BS94	Ivanpah3		Male	211	236	3/31/11	Yes			Ivanpah3	MNP-Ivanpah3	MNP-Ivanpah3	Ivanpah3	Ivanpah3	Ivanpah3	Pens	Pens	Pens	Pens
BS95	Ivanpah3		Female	245	247	3/31/11	Yes			Ivanpah3	MNP-Pens	MNP-Pens	Pens	Pens	Pens	Pens	Pens	Pens	Pens
BS96	Recipient Site		Female	213	221	4/1/11	Yes			Recipient	Recipient	Recipient	Recipient	Recipient	Recipient	Recipient	Recipient	Recipient	Recipient
BS97	Ivanpah3		Male	203	217	3/31/11	Yes				Ivanpah3	Ivanpah3	Ivanpah3	Ivanpah3	Ivanpah3	Ivanpah3	Pens	Pens	Pens
BS98	Ivanpah3	60	Unknown	102	114	4/1/11	No				Ivanpah3	Recipient	Recipient	Ivanpah3	Ivanpah3	Ivanpah3	Pens	Pens	Pens
BS99	Recipient Site		Male	157	201	4/2/11	Yes				Ivanpah3	Ivanpah3	Ivanpah3	Ivanpah3	Ivanpah3	Recipient	Recipient	Recipient	Recipient
BS100	Ivanpah1		Male	249	256	10/12/10	Yes	Recipient	Recipient	Recipient	Recipient	Recipient	Recipient	Recipient	Recipient	Recipient	Recipient	Recipient	Recipient
BS101	Recipient Site		Male	273	277	10/14/10	Yes	Recipient	Recipient	Recipient	Recipient	Recipient	Recipient	Recipient	Recipient	Recipient	Recipient	Recipient	Recipient
BS102	Recipient Site		Male	270	269	10/14/10	Yes	Recipient	Recipient	Recipient	Recipient	Recipient	Recipient	Recipient	Recipient	Recipient	Recipient	Recipient	Recipient
BS103	Ivanpah1		Male	246	250	10/15/10	Yes	Pens	Pens	Pens	Pens	Pens	Pens	Pens	Pens	Pens	Pens	Pens	Pens
BS104	Recipient Site		Male	265	265	10/15/10	No	Deceased (Oct 2010)											
BS105	Recipient Site		Male	253	262	4/2/11	Yes				Recipient	Recipient	Recipient	Recipient	Recipient	Recipient	Recipient	Recipient	Recipient
BS106	Ivanpah3	32	Unknown	68	103	4/2/11	No				Pens	Pens	Pens	Pens	Pens	Pens	Pens	Pens	Pens
BS1	Recipien		Female	232	236	3/31/11	Yes				Recipie	Recipie	Recipie	Recipie	Recipie	Recipie	Recipie	Recipie	Recipie

07	t Site							nt	nt	nt	nt	nt	nt	nt	nt	nt	nt	nt
BS1 08	Recipient Site		Male	264	272	4/1/11	Yes	Recipient	Recipient	Recipient	Recipient	Recipient	Recipient	Recipient	Recipient	Recipient	Recipient	Recipient
BS1 09	Recipient Site		Male	267	270	4/2/11	Yes	Recipient	Recipient	Recipient	Recipient	Recipient	Recipient	Recipient	Recipient	Recipient	Recipient	Recipient
BS1 10	Ivanpah 3		Male	270	270	4/2/11	Yes	Ivanpah 3	Ivanpah 3	Ivanpah 3	Ivanpah 3	Ivanpah 3	Pens	Pens	Pens	Pens
BS1 11	Recipient Site		Female	227	228	4/3/11	Yes	Recipient	Recipient	Recipient	Recipient	Recipient	Recipient	Recipient	Recipient	Recipient
BS1 12	Common West	18	Unknown	44	98	4/4/11	No	Pens	Pens	Pens	Pens	Pens	Pens	Pens	Pens	Pens
BS1 13	Recipient Site		Male	230	238	4/4/11	Yes	Recipient	Recipient	Recipient	Recipient	Recipient	Recipient	Recipient	Recipient	Recipient
BS1 14	Ivanpah 3		Male	272	267	4/5/11	Yes	Ivanpah 3	Ivanpah 3	Ivanpah 3	Ivanpah 3	Ivanpah 3	Recipient	Recipient	Recipient	Recipient
BS1 15	Ivanpah 3	32	Unknown	64	100	4/5/11	No	Pens	Pens	Pens	Pens	Pens	Pens	Pens	Pens	Pens
BS1 16	Ivanpah 3		Male	190	220	4/5/11	Yes	Ivanpah 3	Ivanpah 3	Ivanpah 3	Missing	Missing	Missing	Missing	Missing	Missing
BS1 17	Ivanpah 2		Male	231	242	4/6/11	Yes	Ivanpah 2	Ivanpah 2	Ivanpah 2	Ivanpah 2	Ivanpah 2	Pens	Pens	Pens	Pens
BS1 18	Recipient Site		Unknown	121	121	4/10/11	No	Deceased								
BS1 19	Recipient Site		Unknown	57	57	4/10/11	No	Recipient-NT	Recipient-NT	Recipient-NT	Recipient-NT	Recipient-NT	Recipient-NT	Recipient-NT	Recipient-NT	Recipient-NT
BS1 20	Recipient Site		Male	263	267	4/11/11	Yes	Recipient	Recipient	Recipient	Recipient	Recipient	Recipient	Recipient	Recipient	Recipient
BS1 21	Recipient Site		Male	246	250	4/12/11	No	Recipient	Recipient	Recipient	Recipient	Recipient	Recipient	Recipient	Recipient	Recipient
BS1 22	Ivanpah 3		Male	194	215	4/12/11	Yes	Recipient	Recipient	Recipient	Recipient	Ivanpah 3	Pens	Pens	Pens	Pens
BS1 23	Ivanpah 1	32	Unknown	57	98	4/13/11	No	Pens	Pens	Pens	Pens	Pens	Pens	Pens	Pens	Pens
BS1 24	Recipient Site		Male	235	248	4/13/11	Yes	Recipient	Recipient	Recipient	Recipient	Recipient	Recipient	Recipient	Recipient	Recipient
BS1 25	Recipient Site		Male	252	252	4/14/11	Yes	Recipient	Recipient	Recipient	Recipient	Recipient	Recipient	Recipient	Recipient	Recipient
BS1 26	Recipient Site		Female	232	241	4/14/11	Yes	Recipient	Recipient	Recipient	Recipient	Recipient	Recipient	Recipient	Recipient	Recipient
BS1 27	Recipient Site		Female	248	253	4/13/11	Yes	Recipient	Recipient	Recipient	Recipient	Recipient	Recipient	Recipient	Recipient	Recipient
BS1 28	Recipient Site		Male	207	231	4/15/11	Yes	Recipient	Recipient	Recipient	Recipient	Recipient	Recipient	Recipient	Recipient	Recipient
BS1 29	Recipient Site		Male	295	291	4/16/11	Yes	Recipient	Recipient	Recipient	Recipient	Recipient	Recipient	Recipient	Recipient	Recipient
BS1 30	Recipient Site		Male	245	268	4/17/11	Yes	Recipient	Recipient	Recipient	Recipient	Recipient	Recipient	Recipient	Recipient	Recipient
BS1 31	Recipient Site		Male	274	270	4/18/11	Yes	Recipient	Recipient	Recipient	Recipient	Recipient	Recipient	Recipient	Recipient	Recipient
BS1	Recipien		Female	205	220	4/19/11	Yes	Recipie	Recipie	Recipie	Recipie	Recipie	Recipie	Recipie	Recipie	Recipie

32	t Site						nt	nt	nt	nt	nt	nt	nt	nt	nt
BS1 33	Recipient Site	Female	210	206	4/20/11	No	Recipient	Recipient	Recipient	Recipient	Recipient	Missing	Missing	Missing	Missing
BS1 34	Recipient Site	Female	228	227	4/21/11	Yes	Recipient	Recipient	Recipient	Recipient	Recipient	Recipient	Recipient	Recipient	Recipient
BS1 35	Recipient Site	Male	196	218	4/21/11	Yes	Recipient	Recipient	Recipient	Recipient	Recipient	Recipient	Recipient	Recipient	Recipient
BS1 36	Recipient Site	Female	228	229	4/21/11	Yes	Recipient	Recipient	Recipient	Recipient	Recipient	Recipient	Recipient	Recipient	Recipient
BS1 37	Recipient Site	Female	227	232	4/21/11	Yes	Recipient	Recipient	Recipient	Recipient	Recipient	Recipient	Recipient	Recipient	Recipient
BS1 38	Recipient Site	Female	216	218	4/23/11	Yes	Recipient	Recipient	Recipient	Recipient	Recipient	Recipient	Recipient	Recipient	Recipient
BS1 39	Recipient Site	Male	266	268	4/23/11	Yes	Recipient	Recipient	Recipient	Recipient	Recipient	Recipient	Recipient	Recipient	Recipient
BS1 40	Recipient Site	Female	203	207	4/23/11	Yes	Recipient	Recipient	Recipient	Recipient	Recipient	Recipient	Recipient	Recipient	Recipient
BS1 41	Ivanpah 2	Female	200	221	4/24/11	Yes	Ivanpah 2	Ivanpah 2	Pens	Pens	Pens	Pens	Pens	Pens	Pens
BS1 42	Recipient Site	Male	244	254	4/24/11	Yes	Recipient	Recipient	Recipient	Recipient	Recipient	Recipient	Recipient	Recipient	Recipient
BS1 43	Recipient Site	Male	219	233	4/24/11	Yes	Recipient	Recipient	Recipient	Recipient	Recipient	Recipient	Recipient	Recipient	Recipient
BS1 44	Recipient Site	Female	204	207	4/24/11	Yes	Recipient	Recipient	Recipient	Recipient	Recipient	Recipient	Recipient	Recipient	Recipient
BS1 45	Recipient Site	Male	284	285	4/24/11	Yes	Recipient	Recipient	Recipient	Recipient	Recipient	Recipient	Recipient	Recipient	Recipient
BS1 46	Recipient Site	Female	213	215	4/24/11	Yes	Recipient	Recipient	Recipient	Recipient	Recipient	Recipient	Recipient	Recipient	Recipient
BS1 47	Recipient Site	Male	270	269	4/25/11	Yes	Recipient	Recipient	Recipient	Recipient	Recipient	Recipient	Recipient	Recipient	Recipient
BS1 48	Recipient Site	Male	261	264	4/24/11	Yes	Recipient	Recipient	Recipient	Recipient	Recipient	Recipient	Recipient	Recipient	Recipient
BS1 49	Recipient Site	Male	253	258	4/25/11	Yes	Recipient	Recipient	Recipient	Recipient	Recipient	Recipient	Recipient	Recipient	Recipient
BS1 50	Recipient Site	Female	208	208	4/24/11	Yes	Recipient	Recipient	Recipient	Recipient	Recipient	Recipient	Recipient	Recipient	Recipient
BS1 51	Recipient Site	Male	247	251	4/24/11	Yes	Recipient	Recipient	Recipient	Recipient	Recipient	Recipient	Recipient	Recipient	Recipient
BS1 53	Recipient Site	Female	237	235	4/26/11	Yes	Recipient	Recipient	Recipient	Recipient	Recipient	Recipient	Recipient	Recipient	Recipient
BS1 54	Recipient Site	Female	233	237	4/26/11	Yes	Recipient	Recipient	Recipient	Recipient	Recipient	Recipient	Recipient	Recipient	Recipient
BS1 55	Recipient Site	Male	264	262	4/26/11	Yes	Recipient	Recipient	Recipient	Recipient	Recipient	Recipient	Recipient	Recipient	Recipient
BS1 56	Recipient Site	Female	198	232	4/26/11	Yes	Recipient	Recipient	Recipient	Recipient	Recipient	Recipient	Recipient	Recipient	Recipient
BS1 57	Ivanpah 2	Female	142	193	4/24/11	No	Pens	Pens	Pens	Pens	Pens	Pens	Pens	Pens	Pens
BS1	Recipien	Female	213	217	4/24/11	Yes	Recipie	Recipie	Recipie	Recipie	Recipie	Recipie	Recipie	Recipie	Recipie

58	t Site							nt	nt	nt	nt	nt	nt	nt	nt	nt	nt	nt
BS1 59	Recipient Site		Female	248	248	4/24/11	Yes	Recipient	Recipient	Recipient	Recipient	Recipient	Recipient	Recipient	Recipient	Recipient	Recipient	Recipient
BS1 60	Recipient Site		Male	252	250	4/27/11	Yes	Recipient	Recipient	Recipient	Recipient	Recipient	Recipient	Recipient	Recipient	Recipient	Recipient	Recipient
BS1 61	Recipient Site		Female	227	238	4/27/11	Yes	Recipient	Recipient	Recipient	Recipient	Recipient	Recipient	Recipient	Recipient	Recipient	Recipient	Recipient
BS1 62	Recipient Site		Female	231	233	4/28/11	Yes	Recipient	Recipient	Recipient	Recipient	Recipient	Recipient	Recipient	Recipient	Recipient	Recipient	Recipient
BS1 63	Recipient Site		Male	201	213	4/28/11	Yes	Recipient	Recipient	Recipient	Recipient	Recipient	Recipient	Recipient	Recipient	Recipient	Recipient	Recipient
BS1 64	Recipient Site		Male	315	313	4/25/11	Yes	Recipient	Recipient	Recipient	Recipient	Recipient	Recipient	Recipient	Recipient	Recipient	Recipient	Recipient
BS1 65	Recipient Site		Male	251	250	4/28/11	Yes	Recipient	Recipient	Recipient	Recipient	Recipient	Recipient	Recipient	Recipient	Recipient	Recipient	Recipient
BS1 66	Recipient Site		Female	243	248	4/28/11	Yes	Recipient	Recipient	Recipient	Recipient	Recipient	Recipient	Recipient	Recipient	Recipient	Recipient	Recipient
BS1 67	Recipient Site		Male	269	268	4/29/11	Yes	Recipient	Recipient	Recipient	Recipient	Recipient	Recipient	Recipient	Recipient	Recipient	Recipient	Recipient
BS1 68	Recipient Site		Female	239	245	4/29/11	Yes	Recipient	Recipient	Recipient	Recipient	Recipient	Recipient	Recipient	Recipient	Recipient	Recipient	Recipient
BS1 69	Recipient Site		Male	208	218	4/29/11	No	Recipient	Recipient	Recipient	Recipient	Recipient	Recipient	Recipient	Recipient	Recipient	Recipient	Recipient
BS1 70	Recipient Site		Female	213	222	4/29/11	Yes	Recipient	Recipient	Recipient	Recipient	Recipient	Recipient	Recipient	Recipient	Recipient	Recipient	Recipient
BS1 71	Recipient Site		Male	254	257	4/28/11	Yes	Recipient	Recipient	Recipient	Recipient	Recipient	Recipient	Recipient	Recipient	Recipient	Recipient	Recipient
BS1 72	Recipient Site		Male	225	236	4/28/11	Yes	Recipient	Recipient	Recipient	Recipient	Recipient	Recipient	Recipient	Recipient	Recipient	Recipient	Recipient
BS1 73	Ivanpah 2		Female	217	219	5/11/11	Yes	Pens	Pens	Pens	Pens	Pens	Pens	Pens	Pens	Pens	Pens	Pens
BS1 74	Ivanpah 1	32	Unknown	59	98	5/12/11	No		Pens	Pens	Pens	Pens	Pens	Pens	Pens	Pens	Pens	Pens
BS1 75	Ivanpah 1	32	Unknown	62	111	5/12/11	No		Pens	Pens	Pens	Pens	Pens	Pens	Pens	Pens	Pens	Pens
BS1 76	Ivanpah 3		Female	228	233	5/17/11	Yes		Pens	Pens	Pens	Pens	Pens	Pens	Pens	Pens	Pens	Pens
BS1 77	Ivanpah 2		Female	236	237	5/22/11	Yes		Pens	Pens	Pens	Pens	Pens	Pens	Pens	Pens	Pens	Pens
BS1 78	Ivanpah 1	205	Unknown	46	84	6/9/11	No			Pens	Pens	Pens	Pens	Pens	Pens	Pens	Pens	Pens
BS1 79	Ivanpah 3		Unknown	122	178	6/11/11	Yes			Pens	Pens	Pens	Pens	Pens	Pens	Pens	Pens	Pens
BS1 80	Recipient Site		Unknown	94	107	7/12/11	No				Recipient	Recipient	Recipient	Recipient	Recipient	Recipient	Recipient	Recipient
BS1 81	Ivanpah 3	32	Unknown	62	96	7/20/11	No				Pens	Pens	Pens	Pens	Pens	Pens	Pens	Pens
BS1 82	Ivanpah 2	205	Unknown	59	105	7/27/11	No				Pens	Pens	Pens	Pens	Pens	Pens	Pens	Pens
BS1	Ivanpah		Male	261	262	7/30/11	Yes				Ivanpah	Ivanpah	Pens	Pens	Pens	Pens	Pens	Pens

83	2											2	2					
BS184	Ivanpah 3		Female	176	206	8/4/2011	Yes						Ivanpah 3	Ivanpah 3	Pens	Pens	Pens	
BS185	Ivanpah 3	205	Unknown	53	97	8/6/2011	No						Pens	Pens	Pens	Pens	Pens	
BS186	Ivanpah 2		Unknown	137	175	8/7/2011	Yes						Pens	Pens	Pens	Pens	Pens	
BS187	Ivanpah 3		Female	190	202	8/8/2011	Yes						Ivanpah 3	Pens	Pens	Pens	Pens	
BS188	Ivanpah 3	34	Unknown	75	108	8/12/2011	No						Pens	Pens	Pens	Pens	Pens	
BS189	Ivanpah 3		Unknown	137	152	8/13/2011	Yes						Pens	Pens	Pens	Pens	Pens	
BS190	Ivanpah 3	34	Unknown	102	105	8/15/2011	No						Pens	Pens	Pens	Pens	Pens	
BS191	Ivanpah 2	32	Unknown	82	108	4/15/2011	No		Pens	Pens	Pens	Pens	Pens	Pens	Pens	Pens	Pens	
BS192	Recipient Site		Unknown	148	174	8/23/2011	Yes						Recipient	Recipient	Recipient	Recipient	Recipient	
BS193	Ivanpah 3	18	Unknown	70	97	4/15/2011	No		Pens	Pens	Pens	Pens	Pens	Pens	Pens	Pens	Pens	
BS194	Quarantine Pens	207	Unknown	45	73	8/25/2011	No						Pens	Pens	Pens	Pens	Pens	
BS195	Quarantine Pens	207	Unknown	43	87	8/26/2011	No						Pens	Pens	Pens	Pens	Pens	
BS196	Quarantine Pens	207	Unknown	43	70	8/26/2011	No						Pens	Pens	Pens	Pens	Pens	
BS197	Quarantine Pens	207	Unknown	45	82	8/26/2011	No						Pens	Pens	Pens	Pens	Pens	
BS198	Quarantine Pens	207	Unknown	44	67	8/26/2011	No						Pens	Pens	Pens	Pens	Pens	
BS199	Quarantine Pens	207	Unknown	43	69	8/26/2011	No						Pens	Pens	Pens	Pens	Pens	
BS200	Quarantine Pens	216	Unknown	41	55	8/29/2011	No						Pens	Pens	Pens	Pens	Pens	
BS201	Quarantine Pens	216	Unknown	43	71	8/29/2011	No						Pens	Pens	Pens	Pens	Pens	
BS202	Quarantine Pens	216	Unknown	46	82	8/29/2011	No						Pens	Pens	Pens	Pens	Pens	
BS203	Quarantine Pens	201	Unknown	44	69	8/29/2011	No						Pens	Pens	Pens	Pens	Pens	
BS204	Quarantine Pens	201	Unknown	43	86	8/29/2011	No						Pens	Pens	Pens	Pens	Pens	
BS205	Quarantine Pens	216	Unknown	41	84	8/29/2011	No						Pens	Pens	Pens	Pens	Pens	
BS206	Quarantine Pens		Unknown	31	31	8/29/2011	No						Deceased					
BS207	Quarantine Pens	201	Unknown	43	70	8/30/2011	No						Pens	Pens	Pens	Pens	Pens	
BS2	Quaranti	21	Unkno	46	80	8/30/20	No						Pens	Pens	Pens	Pens	Pens	

08	ne Pens	5	wn			11							
BS2 09	Quaranti ne Pens	21 5	Unkno wn	40	84	8/30/20 11	No	Pens	Pens	Pens	Pens	Pens
BS2 10	Quaranti ne Pens	21 7	Unkno wn	40	83	8/30/20 11	No	Pens	Pens	Pens	Pens	Pens
BS2 11	Quaranti ne Pens	21 8	Unkno wn	44	52	8/31/20 11	No	Pens	Pens	Pens	Pens	Pens
BS2 12	Quaranti ne Pens	21 5	Unkno wn	48	80	9/1/201 1	No		Pens	Pens	Pens	Pens
BS2 13	Quaranti ne Pens	21 5	Unkno wn	46	83	9/1/201 1	No		Pens	Pens	Pens	Pens
BS2 14	Quaranti ne Pens	21 5	Unkno wn	45	86	9/1/201 1	No		Pens	Pens	Pens	Pens
BS2 15	Quaranti ne Pens	21 6	Unkno wn	44	83	9/1/201 1	No		Pens	Pens	Pens	Pens
BS2 16	Quaranti ne Pens	21 7	Unkno wn	42	84	9/1/201 1	No		Pens	Pens	Pens	Pens
BS2 17	Ivanpah 3		Male	253	260	9/3/201 1	Yes		Recipie nt	Recipie nt	Recipie nt	Recipie nt
BS2 18	Quaranti ne Pens		Unkno wn	38	38	9/3/201 1	No		Deceas ed			
BS2 19	Quaranti ne Pens	21 6	Unkno wn	43	82	9/3/201 1	No		Pens	Pens	Pens	Pens
BS2 20	Ivanpah 3		Male	268	265	9/5/201 1	Yes		Pens	Pens	Pens	Pens
BS2 21	Quaranti ne Pens	20 1	Unkno wn	48	81	9/5/201 1	No		Pens	Pens	Pens	Pens
BS2 22	Quaranti ne Pens		Unkno wn	44	45	9/5/201 1	No		Pens	Pens	Pens	Pens
BS2 23	Ivanpah 3		Male	197	212	9/6/201 1	Yes		Pens	Pens	Pens	Pens
BS2 24	Quaranti ne Pens		Unkno wn	43	46	9/6/201 1	No		Pens	Pens	Pens	Pens
BS2 25	Quaranti ne Pens		Unkno wn	43	46	9/6/201 1	No		Pens	Pens	Pens	Pens
BS2 26	Quaranti ne Pens	20 1	Unkno wn	46	84	9/6/201 1	No		Pens	Pens	Pens	Pens
BS2 27	Quaranti ne Pens	21 8	Unkno wn	44	98	9/7/201 1	No		Pens	Pens	Pens	Pens
BS2 28	Quaranti ne Pens		Unkno wn	46	47	9/7/201 1	No		Pens	Pens	Pens	Pens
BS2 29	Quaranti ne Pens		Unkno wn	41	44	9/7/201 1	No		Pens	Pens	Pens	Pens
BS2 30	Recipien t Site		Male	186	210	9/7/201 1	Yes		Recipie nt	Recipie nt	Recipie nt	Recipie nt
BS2 31	Quaranti ne Pens	21 2	Unkno wn	43	85	9/7/201 1	No		Pens	Pens	Pens	Pens
BS2 32	Quaranti ne Pens		Unkno wn	42	42	9/7/201 1	No		Deceas ed			
BS2	Quaranti	21	Unkno	44	86	9/7/201	No		Pens	Pens	Pens	Pens

33	ne Pens	2	wn			1					
BS2 34	Quarantine Pens		Unknown	42	44	9/8/2011	No	Pens	Pens	Pens	Pens
BS2 35	Quarantine Pens		Unknown	44	47	9/8/2011	No	Pens	Pens	Pens	Pens
BS2 36	Quarantine Pens		Unknown	42	47	9/8/2011	No	Pens	Pens	Pens	Pens
BS2 37	Quarantine Pens		Unknown	45	45	9/9/2011	No	Pens	Pens	Pens	Pens
BS2 38	Quarantine Pens		Unknown	41	44	9/9/2011	No	Pens	Pens	Pens	Pens
BS2 39	Recipient Site		Female	224	230	9/8/2011	Yes	Recipient	Recipient	Recipient	Recipient
BS2 40	Quarantine Pens		Unknown	44	46	9/9/2011	No	Pens	Pens	Pens	Pens
BS2 41	Quarantine Pens	212	Unknown	41	80	9/11/2011	No	Pens	Pens	Pens	Pens
BS2 42	Recipient Site		Male	210	234	9/9/2011	Yes	Recipient	Recipient	Recipient	Recipient
BS2 43	Recipient Site		Unknown	134	135	9/9/2011	No	Recipient	Recipient	Recipient	Recipient
BS2 44	Ivanpah 2	223	Unknown	55	77	9/10/2011	No	Pens	Pens	Pens	Pens
BS2 45	Recipient Site		Male	281	283	9/10/2011	Yes	Recipient	Missing	Missing	Missing
BS2 46	Ivanpah 3		Unknown	162	164	9/10/2011	Yes	Pens	Pens	Pens	Pens
BS2 47	Ivanpah 2	223	Unknown	61	98	9/10/2011	No	Pens	Pens	Pens	Pens
BS2 48	Recipient Site		Male	260	266	9/10/2011	Yes	Recipient	Recipient	Recipient	Recipient
BS2 49	Quarantine Pens	201	Unknown	45	81	9/11/2011	No	Pens	Pens	Pens	Pens
BS2 50	Quarantine Pens		Unknown	48	48	9/12/2011	No	Pens	Pens	Pens	Pens
BS2 51	Quarantine Pens	209	Unknown	46	74	9/12/2011	No	Pens	Pens	Pens	Pens
BS2 52	Ivanpah 3	223	Unknown	79	107	9/12/2011	No	Pens	Pens	Pens	Pens
BS2 53	Quarantine Pens	211	Unknown	44	74	9/13/2011	No	Pens	Pens	Pens	Pens
BS2 54	Quarantine Pens	211	Unknown	43	83	9/13/2011	No	Pens	Pens	Pens	Pens
BS2 55	Quarantine Pens	211	Unknown	43	75	9/13/2011	No	Pens	Pens	Pens	Pens
BS2 56	Ivanpah 3	223	Unknown	68	87	9/13/2011	No	Pens	Pens	Pens	Pens
BS2 57	Ivanpah 3		Unknown	140	163	9/14/2011	Yes	Pens	Pens	Pens	Pens
BS2	Ivanpah		Unkno	81	80	9/13/20	No	Pens	Missing	Missing	Missing

58	2		wn			11					
BS2 59	Ivanpah 3	22 2	Unknown	114	123	9/14/2011	No	Pens	Pens	Pens	Pens
BS2 60	Ivanpah 3		Unknown	136	136	9/14/2011	No	Pens	Pens	Pens	Pens
BS2 61	Ivanpah 3		Unknown	134	142	9/14/2011	Yes	Pens	Pens	Pens	Pens
BS2 62	Quarantine Pens		Unknown	42	44	9/16/2011	No	Pens	Pens	Pens	Pens
BS2 63	Ivanpah 2	22 1	Unknown	74	89	9/16/2011	No	Pens	Pens	Pens	Pens
BS2 64	Ivanpah 3		Unknown	50	50	9/17/2011	No	Deceased			
BS2 65	Ivanpah 3		Unknown	126	148	9/18/2011	Yes	Pens	Pens	Pens	Pens
BS2 66	Ivanpah 2		Male	178	201	9/18/2011	No	Pens	Pens	Pens	Pens
BS2 67	Ivanpah 3	22 0	Unknown	82	113	9/18/2011	No	Pens	Pens	Pens	Pens
BS2 68	Ivanpah 3	21 9	Unknown	66	96	9/18/2011	No	Pens	Pens	Pens	Pens
BS2 69	Ivanpah 3	22 0	Unknown	93	108	9/18/2011	No	Pens	Pens	Pens	Pens
BS2 70	Ivanpah 3	17	Unknown	120	127	9/18/2011	No	Pens	Pens	Pens	Pens
BS2 71	Ivanpah 3		Unknown	59	77	9/19/2011	No	Pens	Pens	Pens	Pens
BS2 72	Ivanpah 3	22 2	Unknown	89	108	9/20/2011	No	Pens	Pens	Pens	Pens
BS2 73	Ivanpah 3		Unknown	104	104	9/20/2011	No	Missing	Missing	Missing	Missing
BS2 74	Ivanpah 3	21 0	Unknown	45	84	9/20/2011	No	Pens	Pens	Pens	Pens
BS2 75	Ivanpah 3		Female	205	226	9/20/2011	Yes	Ivanpah 3	Pens	Pens	Pens
BS2 76	Ivanpah 3	22 1	Unknown	69	88	9/20/2011	No	Pens	Pens	Pens	Pens
BS2 77	Common East	21 0	Unknown	46	77	9/20/2011	No	Pens	Pens	Pens	Pens
BS2 78	Quarantine Pens		Unknown	42	42	9/21/2011	No	Pens	Pens	Pens	Pens
BS2 79	Quarantine Pens	20 9	Unknown	48	71	9/21/2011	No	Pens	Pens	Pens	Pens
BS2 80	Ivanpah 3	21 9	Unknown	85	111	9/21/2011	No	Pens	Pens	Pens	Pens
BS2 81	Quarantine Pens	20 9	Unknown	48	76	9/21/2011	No	Pens	Pens	Pens	Pens
BS2 82	Ivanpah 3	22 4	Unknown	90	119	9/21/2011	No	Pens	Pens	Pens	Pens
BS2	Ivanpah	21	Unkno	100	122	9/21/20	No	Pens	Pens	Pens	Pens

83	2	4	wn			11					
BS2 84	Quarantine Pens	209	Unknown	43	79	9/22/2011	No	Pens	Pens	Pens	Pens
BS2 85	Ivanpah 3	204	Unknown	54	85	9/22/2011	No	Pens	Pens	Pens	Pens
BS2 86	Ivanpah 3	204	Unknown	63	94	9/22/2011	No	Pens	Pens	Pens	Pens
BS2 87	Ivanpah 2	214	Unknown	111	146	9/22/2011	No	Pens	Pens	Pens	Pens
BS2 88	Ivanpah 2	204	Unknown	58	84	9/23/2011	No	Pens	Pens	Pens	Pens
BS2 89	Ivanpah 3		Female	214	230	9/22/2011	Yes	Pens	Pens	Pens	Pens
BS2 90	Ivanpah 3		Female	170	200	9/25/2011	Yes	Pens	Pens	Pens	Pens
BS2 91	Ivanpah 3		Male	157	187	9/23/2011	Yes	Pens	Pens	Pens	Pens
BS2 92	Ivanpah 2	222	Unknown	103	110	9/24/2011	No	Pens	Pens	Pens	Pens
BS2 93	Ivanpah 3		Unknown	129	148	9/24/2011	Yes	Pens	Pens	Pens	Pens
BS2 94	Ivanpah 3		Unknown	125	136	9/24/2011	Yes	Pens	Pens	Pens	Pens
BS2 95	Ivanpah 2	219	Unknown	60	86	9/26/2011	No	Pens	Pens	Pens	Pens
BS2 96	Ivanpah 3	221	Unknown	70	93	9/26/2011	No	Pens	Pens	Pens	Pens
BS2 97	Quarantine Pens	209	Unknown	43	80	9/27/11	No	Pens	Pens	Pens	Pens
BS2 98	Ivanpah 3	221	Unknown	62	86	9/27/11	No	Pens	Pens	Pens	Pens
BS2 99	Quarantine Pens	209	Unknown	47	81	9/29/11	No	Pens	Pens	Pens	Pens
BS3 00	Ivanpah 3	210	Unknown	47	85	9/29/11	No	Pens	Pens	Pens	Pens
BS3 01	Ivanpah 3	210	Unknown	47	47	9/29/11	No	Pens	Missing	Missing	Missing
BS3 02	Ivanpah 3	204	Unknown	62	75	9/30/11	No	Pens	Pens	Pens	Pens
BS3 03	Ivanpah 3	220	Unknown	76	107	9/30/11	No	Pens	Pens	Pens	Pens
BS3 04	Ivanpah 3	221	Unknown	72	87	10/2/11	No		Pens	Pens	Pens
BS3 05	Ivanpah 3		Female	224	229	10/3/11	Yes		Pens	Pens	Pens
BS3 06	Recipient Site		Unknown	133	145	10/3/11	No		Recipient	Recipient	Recipient
BS3 07	Ivanpah 3	213	Unknown	64	94	10/3/11	No		Pens	Pens	Pens
BS3	Ivanpah	21	Unkno	62	87	10/4/11	No		Pens	Pens	Pens

08	3	3	wn							
BS3 09	Ivanpah 1		Unknown	60	60	10/4/11	No	Deceased		
BS3 10	Ivanpah 3		Male	277	274	10/4/11	Yes	Pens	Pens	Pens
BS3 11	Quarantine Pens		Unknown	38	38	9/4/11	No	Deceased		
BS3 12	Ivanpah 1		Unknown	65	65	10/6/11	No	Deceased		
BS3 13	Recipient Site		Unknown	156	164	10/7/11	No	Recipient	Recipient	Recipient
BS3 14	Recipient Site		Male	209	223	10/11/11	Yes	Recipient	Recipient	Recipient
BS3 15	Recipient Site		Male	209	220	10/14/11	No	Recipient	Recipient	Recipient
BS3 16	Recipient Site		Male	280	281	10/13/11	Yes	Recipient	Recipient	Recipient
BS3 17	Recipient Site		Male	268	267	10/14/11	Yes	Recipient	Recipient	Recipient
BS3 18	Recipient Site		Male	282	282	10/15/11	No	Recipient-NT	Recipient-NT	Recipient-NT
BS3 19	Recipient Site		Male	277	277	10/15/11	No	Recipient-NT	Recipient-NT	Recipient-NT
BS3 20	Recipient Site		Female	222	227	10/16/11	Yes	Recipient	Recipient	Recipient
BS3 21	Recipient Site		Female	235	237	10/15/11	Yes	Recipient	Recipient	Recipient
BS3 22	Recipient Site		Female	220	220	10/15/11	No	Recipient-NT	Recipient-NT	Recipient-NT
BS3 23	Recipient Site		Female	219	220	10/15/11	Yes	Recipient	Recipient	Recipient
BS3 24	Recipient Site		Female	207	208	10/15/11	Yes	Recipient	Recipient	Recipient
BS3 25	Recipient Site		Male	267	267	10/15/11	No	Recipient-NT	Recipient-NT	Recipient-NT
BS3 26	Recipient Site		Unknown	97	97	10/15/11	No	Recipient-NT	Recipient-NT	Recipient-NT
BS3 27	Recipient Site		Female	219	237	10/15/11	Yes	Recipient	Recipient	Recipient
BS3 28	Recipient Site		Male	251	256	10/16/11	Yes	Recipient	Recipient	Recipient
BS3 29	Recipient Site		Male	265	265	10/16/11	No	Recipient-NT	Recipient-NT	Recipient-NT
BS3 30	Recipient Site		Male	251	251	10/16/11	No	Recipient-NT	Recipient-NT	Recipient-NT
BS3 31	Recipient Site		Male	260	260	10/16/11	No	Recipient-NT	Recipient-NT	Recipient-NT
BS3 32	Recipient Site		Male	300	300	10/16/11	No	Recipient-NT	Recipient-NT	Recipient-NT
BS3	Ivanpah	21	Unkno	43	81	10/17/1	No	Pens	Pens	Pens

33	1	0	wn			1													
BS3 34	Recipient Site		Female	225	224	10/17/11	Yes										Recipient	Recipient	Recipient
BS3 35	Recipient Site		Male	271	270	10/17/11	Yes										Recipient	Recipient	Recipient
BS3 36	Recipient Site		Unknown	104	138	10/19/11	Yes										Recipient	Recipient	Recipient
BS3 37	Common East		Unknown	37	37	11/28/11	No											Deceased	
BS3 38	Ivanpah 2	220	Unknown	62	93	3/5/12	No												
BS3 39	Recipient Site		Male	167	201	3/15/12	Yes												
BS3 40	Ivanpah 2		Unknown	55	55	3/21/12	No												
BS3 41	Ivanpah 1	213	Unknown	70	87	4/3/12	No												
BS3 42	Recipient Site		Unknown	68	97	4/9/12	Yes												
BS3 43	Ivanpah 1		Unknown	59	78	6/2/12	No												
BS3 44	Recipient Site		Unknown	60	72	7/30/12	Yes												
BS3 45	Recipient Site		Unknown	105	111	8/11/12	Yes												
BS3 46	Recipient Site		Unknown	73	93	8/30/12	Yes												
BS3 47	Ivanpah 3	208	Unknown	72	83	9/7/12	No												
BS3 48	Ivanpah 2	208	Unknown	74	89	9/10/12	No												
BS3 49	Recipient Site		Unknown	81	82	9/12/12	No												
BS3 50	Ivanpah 3	206	Unknown	45	69	9/25/12	No												
BS3 51	Ivanpah 3	224	Unknown	93	111	10/8/12	No												
BS3 52	Ivanpah 3	224	Unknown	101	113	10/17/12	No												
BS3 53	Recipient Site		Unknown	71	72	3/22/13	Yes												
BS3 54	Recipient Site		Unknown	82	102	3/26/13	Yes												
BS3 55	Ivanpah 1	206	Unknown	43	72	3/27/13	No												
BS3 56	Recipient Site		Unknown	78	79	4/14/13	No												
BS5 00	Control Site		Female	243	243	3/30/11	Yes	Control	Control	Control	Control	Control	Control	Control	Control	Control	Control		
BS5	Control		Female	189	195	4/1/11	Yes		Control	Control	Control	Control	Control	Control	Control	Control	Control		

01	Site																	
BS5 02	Control Site		Female	217	214	4/1/11	Yes	Control	Control	Control	Control	Control	Control	Control	Control	Control
BS5 03	Control Site		Male	238	243	4/1/11	Yes	Control	Control	Control	Control	Control	Control	Control	Control	Control
BS5 04	Control Site		Female	198	214	4/2/11	Yes	Control	Control	Control	Control	Control	Control	Control	Control	Control
BS5 05	Control Site		Male	213	226	4/1/11	No	Control	Control	Control	Control	Control	Control	Control	Control	Control
BS5 06	Control Site		Male	252	255	4/1/11	Yes	Control	Control	Control	Control	Control	Control	Control	Control	Control
BS5 07	Control Site	53	Female	221	226	4/1/11	No	Control	Control	Control	Control	Control	Control	Control	At Vet in San Diego	At Vet in San Diego
BS5 08	Control Site		Male	237	242	4/1/11	Yes	Control	Control	Control	Control	Control	Control	Control	Control	Control
BS5 09	Control Site		Male	169	217	4/2/11	Yes	Control	Control	Control	Control	Control	Control	Control	Control	Control
BS5 10	Control Site		Male	256	267	4/1/11	Yes	Control	Control	Control	Control	Control	Control	Control	Control	Control
BS5 11	Control Site		Female	221	225	4/1/11	Yes	Control	Control	Control	Control	Control	Control	Control	Control	Control
BS5 12	Control Site		Male	272	276	4/1/11	Yes	Control	Control	Control	Control	Control	Control	Control	Control	Control
BS5 13	Control Site		Female	225	229	4/1/11	Yes	Control	Control	Control	Control	Control	Control	Control	Control	Control
BS5 14	Control Site		Female	158	207	4/1/11	Yes	Control	Control	Control	Control	Control	Control	Control	Control	Control
BS5 15	Control Site		Female	213	215	4/1/11	Yes	Control	Control	Control	Control	Control	Control	Control	Control	Control
BS5 16	Control Site		Unknown	48	48	4/2/11	No	Control-NT	Control-NT	Control-NT	Control-NT	Control-NT	Control-NT	Control-NT	Control-NT	Control-NT
BS5 17	Control Site		Male	220	238	4/1/11	Yes	Control	Control	Control	Control	Control	Control	Control	Control	Control
BS5 18	Control Site		Unknown	122	144	4/1/11	No	Control	Control	Control	Control	Control	Control	Control	Control	Control
BS5 19	Control Site		Female	206	209	4/1/11	Yes	Control	Control	Control	Control	Control	Control	Control	Control	Control
BS5 20	Control Site		Unknown	130	152	4/1/11	No	Control	Control	Control	Control	Control	Control	Control	Control	Control
BS5 21	Control Site		Unknown	137	171	4/2/11	Yes	Control	Control	Control	Control	Control	Control	Control	Control	Control
BS5 22	Control Site		Male	269	266	4/1/11	Yes	Control	Control	Control	Control	Control	Control	Control	Control	Control
BS5 23	Control Site		Female	225	228	4/2/11	Yes	Control	Control	Control	Control	Control	Control	Control	Control	Control
BS5 24	Control Site		Male	257	259	4/1/11	Yes	Control	Control	Control	Control	Control	Control	Control	Control	Control
BS5 25	Control Site		Unknown	49	49	4/2/11	No	Control-NT	Control-NT	Control-NT	Control-NT	Control-NT	Control-NT	Control-NT	Control-NT	Control-NT

BS526	Control Site	Unknown	88	88	4/2/11	No	Control-NT	Control-NT	Control-NT	Control-NT	Control-NT	Control-NT	Control-NT	Control-NT	Control-NT
BS527	Control Site	Female	202	216	4/1/11	Yes	Control	Control	Control	Control	Control	Control	Control	Control	Control
BS528	Control Site	Unknown	65	65	4/2/11	No	Control-NT	Control-NT	Control-NT	Control-NT	Control-NT	Control-NT	Control-NT	Control-NT	Control-NT
BS529	Control Site	Male	233	237	4/2/11	Yes	Control	Control	Control	Control	Control	Control	Control	Control	Control
BS530	Control Site	Male	205	225	4/1/11	Yes	Control	Control	Control	Control	Control	Control	Control	Control	Control
BS531	Control Site	Female	203	204	4/1/11	Yes	Control	Control	Control	Control	Control	Control	Control	Control	Control
BS532	Control Site	Female	203	207	4/1/11	Yes	Control	Control	Control	Control	Control	Control	Control	Control	Control
BS533	Control Site	Female	200	210	4/2/11	Yes	Control	Control	Control	Control	Control	Control	Control	Control	Control
BS534	Control Site	Male	226	226	4/2/11	Yes	Control	Control	Control	Control	Control	Control	Control	Control	Control
BS535	Control Site	Male	238	238	4/2/11	Yes	Control	Control	Control	Control	Control	Control	Control	Control	Control
BS536	Control Site	Unknown	122	147	4/2/11	Yes	Control	Control	Control	Control	Control	Control	Control	Control	Control
BS537	Control Site	Male	236	238	4/3/11	Yes	Control	Control	Control	Control	Control	Control	Control	Control	Control
BS538	Control Site	Female	216	223	4/3/11	Yes	Control	Control	Control	Control	Control	Control	Control	Control	Control
BS539	Control Site	Male	240	243	10/8/11	Yes							Control	Control	Control
BS540	Control Site	Male	198	210	10/8/11	Yes							Control	Control	Control
BS541	Control Site	Male	249	248	10/8/11	Yes							Control	Control	Control
BS542	Control Site	Male	270	272	10/8/11	Yes							Control	Control	Control
BS543	Control Site	Female	241	245	10/8/11	Yes							Control	Control	Control
BS544	Control Site	Male	214	212	10/9/11	No							Control	Control	Control
BS545	Control Site	Female	197	207	10/8/11	Yes							Control	Control	Control
BS546	Control Site	Male	218	219	10/9/11	Yes							Control	Control	Control
BS547	Control Site	Female	225	225	10/9/11	No							Control-NT	Control-NT	Control-NT
BS548	Control Site	Unknown	86	101	10/9/11	Yes							Control	Control	Control
BS549	Control Site	Male	217	220	10/9/11	Yes							Control	Control	Control
BS550	Control Site	Male	278	276	10/9/11	Yes							Control	Control	Control

BS551	Control Site	Male	266	271	10/9/11	Yes	Control	Control	Control
BS552	Control Site	Male	285	284	10/9/11	Yes	Control	Control	Control
BS553	Control Site	Male	256	260	10/9/11	Yes	Control	Control	Control
BS554	Control Site	Female	216	219	10/10/11	Yes	Control	Control	Control
BS555	Control Site	Female	222	223	10/10/11	Yes	Control	Control	Control
BS556	Control Site	Female	157	188	10/9/11	Yes	Control	Control	Control
BS557	Control Site	Unknown	133	132	10/11/11	Yes	Control	Control	Control
BS558	Control Site	Male	246	246	10/11/11	Yes	Control	Control	Control
BS559	Control Site	Female	232	232	10/10/11	Yes	Control	Control	Control
BS560	Control Site	Female	228	231	10/11/11	Yes	Control	Control	Control
BS561	Control Site	Unknown	160	173	10/11/11	Yes	Control	Control	Control
BS562	Control Site	Unknown	118	146	10/11/11	Yes	Control	Control	Control
BS563	Control Site	Male	267	272	10/11/11	Yes	Control	Control	Control
BS564	Control Site	Male	265	263	10/11/11	Yes	Control	Control	Control
BS565	Control Site	Male	249	255	10/11/11	Yes	Control	Control	Control
BS566	Control Site	Female	211	233	10/11/11	Yes	Control	Control	Control
BS567	Control Site	Male	266	262	10/11/11	Yes	Control	Control	Control
BS568	Control Site	Female	186	196	10/11/11	Yes	Control	Control	Control
BS569	Control Site	Female	235	233	10/11/11	Yes	Control	Control	Control
BS570	Control Site	Male	260	257	10/11/11	Yes	Control	Control	Control
BS571	Control Site	Male	256	257	10/11/11	Yes	Control	Control	Control
BS572	Control Site	Female	236	235	10/11/11	Yes	Control	Control	Control
BS573	Control Site	Male	248	250	10/11/11	Yes	Control	Control	Control
BS574	Control Site	Unknown	167	171	10/12/11	No	Control	Control	Control
BS575	Control Site	Male	260	259	10/12/11	Yes	Control	Control	Control

BS576	Control Site	Female	242	241	10/12/11	Yes	Control	Control	Control
BS577	Control Site	Female	220	226	10/12/11	Yes	Control	Control	Control
BS578	Control Site	Male	268	268	10/12/11	Yes	Control	Control	Control
BS579	Control Site	Male	217	217	10/12/11	Yes	Control	Control	Control
BS580	Control Site	Unknown	133	161	10/12/11	Yes	Control	Control	Control
BS581	Control Site	Unknown	100	101	10/12/11	No	Control	Control	Control
BS582	Control Site	Female	226	230	10/12/11	Yes	Control	Control	Control
BS583	Control Site	Female	215	215	10/12/11	Yes	Control	Control	Control
BS584	Control Site	Unknown	133	134	10/13/11	No	Control	Control	Control
BS585	Control Site	Unknown	80	78	10/13/11	Yes	Control	Control	Control
BS586	Control Site	Male	274	276	10/13/11	Yes	Control	Control	Control
BS587	Control Site	Unknown	107	129	10/13/11	Yes	Control	Control	Control
BS588	Control Site	Unknown	138	169	10/13/11	Yes	Control	Control	Control
BS589	Control Site	Male	237	238	10/13/11	Yes	Control	Control	Control
BS590	Control Site	Male	272	275	10/13/11	Yes	Control	Control	Control
BS591	Control Site	Female	216	222	10/13/11	Yes	Control	Control	Control
BS592	Control Site	Unknown	115	153	10/13/11	Yes	Control	Control	Control
BS593	Control Site	Female	218	220	10/13/11	Yes	Control	Control	Control
BS594	Control Site	Male	182	183	10/13/11	Yes	Control	Control	Control
BS595	Control Site	Female	216	224	10/13/11	Yes	Control	Control	Control
BS596	Control Site	Female	235	234	10/14/11	Yes	Control	Control	Control
BS597	Control Site	Male	268	268	10/13/11	Yes	Control	Control	Control
BS598	Control Site	Female	234	237	10/14/11	Yes	Control	Control	Control
BS599	Control Site	Female	215	218	10/13/11	Yes	Control	Control	Control
BS600	Control Site	Male	254	257	10/13/11	Yes	Control	Control	Control

BS601	Control Site	Unknown	90	91	10/14/11	No	Control	Control	Control
BS602	Control Site	Male	207	209	10/14/11	Yes	Control	Control	Control
BS603	Control Site	Unknown	109	108	10/14/11	No	Control	Control	Control
BS604	Control Site	Female	189	196	10/14/11	Yes	Control	Control	Control
BS605	Control Site	Female	219	219	10/14/11	Yes	Control	Control	Control
BS606	Control Site	Male	198	212	10/14/11	Yes	Control	Control	Control
BS607	Control Site	Unknown	88	106	10/14/11	Yes	Control	Control	Control
BS608	Control Site	Male	243	241	10/14/11	Yes	Control	Control	Control
BS609	Control Site	Male	241	249	10/14/11	Yes	Control	Control	Control
BS610	Control Site	Unknown	152	179	10/14/11	Yes	Control	Control	Control
BS611	Control Site	Unknown	104	127	10/15/11	Yes	Control	Control	Control
BS612	Control Site	Unknown	81	109	10/15/11	Yes	Control	Control	Control
BS613	Control Site	Female	224	221	10/15/11	Yes	Control	Control	Control
BS614	Control Site	Male	271	272	10/15/11	Yes	Control	Control	Control
BS615	Control Site	Male	284	281	10/15/11	Yes	Control	Control	Control
BS616	Control Site	Female	240	244	10/15/11	Yes	Control	Control	Control
BS617	Control Site	Male	179	206	10/15/11	Yes	Control	Control	Control
BS618	Control Site	Male	274	275	10/15/11	Yes	Control	Control	Control
BS619	Control Site	Female	221	219	10/9/11	Yes	Control	Control	Control
BS620	Control Site	Female	187	191	10/15/11	Yes	Control	Control	Control
BS621	Control Site	Female	199	201	10/15/11	Yes	Control	Control	Control
BS622	Control Site	Unknown	76	96	10/15/11	Yes	Control	Control	Control
BS623	Control Site	Female	223	226	10/15/11	Yes	Control	Control	Control
BS624	Control Site	Unknown	99	128	10/15/11	Yes	Control	Control	Control
BS625	Control Site	Male	272	271	10/15/11	Yes	Control	Control	Control

BS626	Control Site	Unknown	173	173	10/16/11	Yes	Control	Control	Control
BS627	Control Site	Unknown	61	70	10/16/11	Yes	Control	Control	Control
BS628	Control Site	Male	226	229	10/16/11	Yes	Control	Control	Control
BS629	Control Site	Unknown	150	176	10/16/11	Yes	Control	Control	Control
BS630	Control Site	Male	143	187	10/16/11	Yes	Control	Control	Control
BS631	Control Site	Female	222	221	10/16/11	Yes	Control	Control	Control
BS632	Control Site	Unknown	93	120	10/16/11	Yes	Control	Control	Control
BS633	Control Site	Unknown	67	94	10/16/11	Yes	Control	Control	Control
BS634	Control Site	Unknown	130	155	10/16/11	Yes	Control	Control	Control
BS635	Control Site	Female	159	187	10/16/11	Yes	Control	Control	Control
BS636	Control Site	Female	271	272	10/16/11	Yes	Control	Control	Control
BS637	Control Site	Unknown	121	129	10/16/11	No	Control	Control	Control
BS638	Control Site	Male	260	249	10/16/11	Yes	Control	Control	Control
BS639	Control Site	Male	210	219	10/16/11	Yes	Control	Control	Control
BS640	Control Site	Unknown	76	94	10/17/11	Yes	Control	Control	Control
BS641	Control Site	Male	232	234	10/16/11	Yes	Control	Control	Control
BS642	Control Site	Female	200	196	10/17/11	Yes	Control	Control	Control
BS643	Control Site	Male	221	225	10/17/11	Yes	Control	Control	Control
BS644	Control Site	Male	265	266	10/17/11	Yes	Control	Control	Control
BS645	Control Site	Male	269	273	10/17/11	Yes	Control	Control	Control
BS646	Control Site	Female	227	228	10/17/11	Yes	Control	Control	Control
BS647	Control Site	Unknown	93	110	10/17/11	Yes	Control	Control	Control
BS648	Control Site	Male	261	260	10/17/11	Yes	Control	Control	Control
BS649	Control Site	Female	246	252	10/17/11	Yes	Control	Control	Control
BS650	Control Site	Male	264	270	10/17/11	Yes	Control	Control	Control

BS651	Control Site		Male	247	247	10/17/11	Yes									Control	Control	Control
BS652	Control Site		Male	234	237	10/17/11	Yes									Control	Control	Control
BS653	Control Site		Male	196	210	10/17/11	Yes									Control	Control	Control
BS654	Control Site		Unknown	152	175	10/15/11	Yes									Control	Control	Control
BS655	Control Site		Unknown	88	94	10/18/11	No									Control	Control	Control

Table 3. Desert Tortoise Master List for all Tortoises Encountered and Marked Between January 1, 2012 and December 31, 2012.

Tort ID	Initial Process Location (GIS)	Pen #	Sex	Initial MCL	Recent MCL	Initial Process Date	Transmitter (Yes/No)	2012 Jan	Feb	Mar	Apr	May	Jun	Jul	Aug	Sep	Oct	Nov	Dec
BS01	Ivanpah 1		Female	184	220	10/9/10	Yes	Pens	Pens	Pens	Pens	Pens	Pens	Pens	Pens	Recipient (I-15 Pen)	Recipient (I-15 Pen)	Recipient (I-15 Pen)	Recipient (I-15 Pen)
BS02	Ivanpah 1		Male	264	272	10/9/10	Yes	Pens	Pens	Pens	Recipient	Recipient	Recipient	Recipient	Recipient	Recipient	Recipient	Recipient	Recipient
BS03	Common East		Female	227	233	10/10/10	No	Deceased (Aug 2011)											
BS04	Ivanpah 1		Male	252	260	10/10/10	Yes	Recipient	Recipient	Recipient	Recipient	Recipient	Recipient	Recipient	Recipient	Recipient	Recipient	Recipient	Recipient
BS05	Ivanpah 2		Male	216	237	10/7/10	Yes	Pens	Pens	Pens	Recipient	Recipient	Recipient	Recipient	Recipient	Recipient	Recipient	Recipient	Recipient
BS06	Ivanpah 1		Male	257	272	10/12/10	Yes	Recipient	Recipient	Recipient	Recipient	Recipient	Recipient	Recipient	Recipient	Recipient	Recipient	Recipient	Recipient
BS07	Recipient Site		Unknown	94	126	10/12/10	Yes	Recipient	Recipient	Recipient	Recipient	Recipient	Recipient	Recipient	Recipient	Recipient	Recipient	Recipient	Recipient
BS08	Ivanpah 1		Female	209	210	10/12/10	Yes	Recipient	Recipient	Recipient	Recipient	Recipient	Recipient	Recipient	Recipient	Recipient	Recipient	Recipient	Recipient
BS09	Ivanpah 1		Male	253	260	10/14/10	Yes	Pens	Pens	Pens	Recipient	Recipient	Recipient	Recipient	Recipient	Recipient	Recipient	Recipient	Recipient
BS10	Recipient Site		Male	277	280	10/14/10	Yes	Recipient	Recipient	Recipient	Recipient	Recipient	Recipient	Recipient	Recipient	Recipient	Recipient	Recipient	Recipient
BS11	Recipient Site		Female	199	220	10/16/10	Yes	Recipient	Recipient	Recipient	Recipient	Recipient	Recipient	Recipient	Recipient	Recipient	Recipient	Recipient	Recipient
BS12	Recipient Site		Female	209	222	10/16/10	Yes	Recipient	Recipient	Recipient	Recipient	Recipient	Recipient	Recipient	Recipient	Recipient	Recipient	Recipient	Recipient
BS13	Recipient Site		Male	245	245	10/19/10	Yes	Recipient	Recipient	Recipient	Recipient	Recipient	Recipient	Recipient	Recipient	Recipient	Recipient	Recipient	Recipient
BS14	Ivanpah 1		Female	224	234	10/19/10	Yes	Pens	Pens	Pens	Recipient	Recipient	Recipient	Recipient	Recipient	Recipient	Recipient	Recipient	Recipient
BS1	Recipie		Male	190	218	10/19/1	Yes	Recipie	Recipie	Recipie	Recipient	Recipie	Recipie	Recipie	Recipie	Recipient	Recipie	Recipie	Recipie

5	nt Site					0		nt	nt	nt		nt	nt	nt	nt		nt	nt	nt
BS16	Recipient Site		Female	224	230	10/19/10	Yes	Recipient	Recipient	Recipient	Recipient	Recipient	Recipient	Recipient	Recipient	Recipient	Recipient	Recipient	Recipient
BS17	Common East		Unknown	116	149	10/20/10	Yes	Pens	Pens	Pens	Recipient	Recipient	Recipient	Recipient	Recipient	Recipient	Recipient	Recipient	Recipient
BS18	Ivanpah 1	34	Unknown	72	116	10/20/10	No	Pens	Pens	Pens	Pens	Pens	Pens	Pens	Pens	Pens	Pens	Pens	Pens
BS19	Recipient Site		Unknown	118	151	10/21/10	Yes	Recipient	Recipient	Recipient	Recipient	Recipient	Recipient	Recipient	Recipient	Recipient	Recipient	Recipient	Recipient
BS20	Ivanpah 2		Female	215	215	10/20/10	No	Deceased (Oct 2010)											
BS21	Ivanpah 1		Male	241	248	10/21/10	Yes	Recipient	Recipient	Recipient	Recipient	Recipient	Recipient	Recipient	Recipient	Recipient	Recipient	Recipient	Recipient
BS22	Ivanpah 1		Male	231	239	10/22/10	Yes	Pens	Pens	Pens	Recipient	Recipient	Recipient	Recipient	Recipient	Recipient	Recipient	Recipient	Recipient
BS23	Recipient Site		Female	242	246	10/23/10	Yes	Recipient	Recipient	Recipient	Recipient	Recipient	Recipient	Recipient	Recipient	Recipient	Recipient	Recipient	Recipient
BS24	Common West		Male	184	220	10/25/10	Yes	Pens	Pens	Pens	Recipient	Recipient	Recipient	Recipient	Recipient	Recipient	Recipient	Recipient	Recipient
BS25	Ivanpah 1		Female	168	214	10/26/10	Yes	Pens	Pens	Pens	Recipient	Recipient	Recipient	Recipient	Recipient	Recipient	Recipient	Recipient	Recipient
BS26	Ivanpah 1		Unknown	123	142	10/27/10	No	Pens	Pens	Pens	Deceased								
BS27	Common East		Female	232	233	10/19/10	Yes	Pens	Pens	Pens	Recipient	Recipient	Recipient	Recipient	Recipient	Recipient	Recipient	Recipient	Recipient
BS28	Ivanpah 1		Female	217	224	10/28/10	Yes	Pens	Pens	Pens	Recipient	Recipient	Recipient	Recipient	Recipient	Recipient	Recipient	Recipient	Recipient
BS29	Ivanpah 1		Male	265	248	10/28/10	Yes	Pens	Pens	Pens	Pens	Pens	Pens	Pens	Pens	Recipient (I-15 Pen)	Recipient (I-15 Pen)	Recipient (I-15 Pen)	Recipient (I-15 Pen)
BS30	Recipient Site		Male	243	255	10/29/10	Yes	Recipient	Recipient	Recipient	Recipient	Recipient	Recipient	Recipient	Recipient	Recipient	Recipient	Recipient	Recipient
BS31	Ivanpah 1		Female	133	195	10/29/10	Yes	Pens	Pens	Pens	Recipient	Recipient	Recipient	Recipient	Recipient	Recipient	Recipient	Recipient	Recipient
BS32	Ivanpah 1		Male	252	257	10/29/10	Yes	Pens	Pens	Pens	Pens	Pens	Pens	Pens	Pens	Recipient (I-15 Pen)	Recipient (I-15 Pen)	Recipient (I-15 Pen)	Recipient (I-15 Pen)
BS33	Recipient Site		Female	228	230	10/29/10	Yes	Recipient	Recipient	Recipient	Recipient	Recipient	Recipient	Recipient	Recipient	Recipient	Recipient	Recipient	Recipient
BS34	Ivanpah 1		Female	214	221	10/29/10	No	Pens	Pens	Pens	Recipient	Recipient	Recipient	Recipient	Deceased				
BS35	Ivanpah 1		Unknown	143	172	10/29/10	No	Pens	Pens	Pens	Recipient	Recipient	Recipient	Deceased					
BS36	Ivanpah 1		Male	150	194	10/30/10	No	Pens	Pens	Pens	Recipient	Recipient	Recipient	Recipient	Recipient	Recipient	Recipient	Recipient	Recipient
BS37	Ivanpah 2		Male	243	264	10/30/10	Yes	Pens	Pens	Pens	Pens	Pens	Pens	Pens	Pens	Recipient (I-15 Pen)	Recipient (I-15 Pen)	Recipient (I-15 Pen)	Recipient (I-15 Pen)
BS3	Ivanpah		Femal	223	235	10/30/1	No	Pens	Pens	Pens	Recipient	Recipie	Recipie	Recipie	Recipie	Recipient	Recipie	Recipie	Recipie

8	1		e			0						nt	nt	nt	nt		nt	nt	nt
BS39	Ivanpah 1	34	Unknown	61	104	11/1/10	No	Pens	Pens	Pens	Pens	Pens	Pens	Pens	Pens	Pens	Pens	Pens	Pens
BS40	Ivanpah 1	34	Unknown	69	115	11/1/10	No	Pens	Pens	Pens	Pens	Pens	Pens	Pens	Pens	Pens	Pens	Pens	Pens
BS41	Ivanpah 1		Unknown	118	180	11/1/10	Yes	Pens	Pens	Pens	Recipient	Recipient	Recipient	Recipient	Recipient	Recipient	Recipient	Recipient	Recipient
BS42	Ivanpah 1	18	Unknown	53	104	12/17/10	No	Pens	Pens	Pens	Pens	Pens	Pens	Pens	Pens	Pens	Pens	Pens	Pens
BS43	Ivanpah 1	18	Unknown	46	99	12/20/10	No	Pens	Pens	Pens	Pens	Pens	Pens	Pens	Pens	Pens	Pens	Pens	Pens
BS44	Ivanpah 1		Female	194	219	2/16/11	Yes	Pens	Pens	Pens	Recipient	Recipient	Recipient	Recipient	Recipient	Recipient	Recipient	Recipient	Recipient
BS45	Recipient Site		Female	223	225	3/5/11	Yes	Recipient	Recipient	Recipient	Recipient	Recipient	Recipient	Recipient	Recipient	Recipient	Recipient	Recipient	Recipient
BS46	Ivanpah 3		Female	209	227	3/5/11	Yes	Recipient	Recipient	Recipient	Recipient	Recipient	Recipient	Recipient	Recipient	Recipient	Recipient	Recipient	Recipient
BS47	Ivanpah 3		Female	242	238	3/8/11	Yes	Pens	Pens	Pens	Recipient	Recipient	Recipient	Recipient	Recipient	Recipient	Recipient	Recipient	Recipient
BS48	Ivanpah 2	34	Unknown	86	107	3/9/11	No	Pens	Pens	Pens	Pens	Pens	Pens	Pens	Pens	Pens	Pens	Pens	Pens
BS49	Ivanpah 3		Male	209	235	3/9/11	Yes	Recipient	Recipient	Recipient	Recipient	Recipient	Recipient	Recipient	Recipient	Recipient	Recipient	Recipient	Recipient
BS50	Ivanpah 3		Male	204	225	3/9/11	Yes	Recipient	Recipient	Recipient	Recipient	Recipient	Recipient	Recipient	Recipient	Recipient	Recipient	Recipient	Recipient
BS51	Ivanpah 3		Male	234	243	3/10/11	Yes	Pens	Pens	Pens	Recipient	Recipient	Recipient	Recipient	Recipient	Recipient	Recipient	Recipient	Recipient
BS52	Ivanpah 3		Male	176	224	3/10/11	Yes	Pens	Pens	Pens	Recipient	Recipient	Recipient	Recipient	Recipient	Recipient	Recipient	Recipient	Recipient
BS53	Common East	18	Unknown	46	98	3/10/11	No	Pens	Pens	Pens	Pens	Pens	Pens	Pens	Pens	Pens	Pens	Pens	Pens
BS54	Ivanpah 3	18	Unknown	47	47	3/12/11	No	Missing	Missing	Missing	Missing	Missing	Missing	Missing	Missing	Missing	Missing	Missing	Missing
BS55	Recipient Site		Female	226	242	3/12/11	Yes	Recipient	Recipient	Recipient	Recipient	Recipient	Recipient	Recipient	Recipient	Recipient	Recipient	Recipient	Recipient
BS56	Recipient Site		Female	236	235	3/14/11	Yes	Recipient	Recipient	Recipient	Recipient	Recipient	Recipient	Recipient	Recipient	Recipient	Recipient	Recipient	Recipient
BS57	Ivanpah 3		Female	218	221	3/14/11	Yes	Pens	Pens	Pens	Recipient	Recipient	Recipient	Recipient	Recipient	Recipient	Recipient	Recipient	Recipient
BS58	Ivanpah 3		Unknown	138	176	3/15/11	Yes	Pens	Pens	Pens	Pens	Pens	Pens	Pens	Pens	Recipient (I-15 Pen)	Recipient (I-15 Pen)	Recipient (I-15 Pen)	Recipient (I-15 Pen)
BS59	Ivanpah 3		Unknown	67	92	3/15/11	No	Pens	Pens	Pens	Pens	Pens	Pens	Pens	Pens	Moved permanently to OSP			
BS60	Recipient Site		Female	173	182	3/15/11	No	Recipient	Recipient	Recipient	Recipient	Recipient	Recipient	Recipient	Recipient	Recipient	Recipient	Recipient	Recipient
BS61	Ivanpah 2		Female	217	224	3/15/11	Yes	Pens	Pens	Pens	Recipient	Recipient	Recipient	Recipient	Recipient	Recipient	Recipient	Recipient	Recipient

BS62	Ivanpah3		Male	200	225	3/15/11	Yes	Recipient	Recipient	Recipient	Recipient	Recipient	Recipient	Recipient	Recipient	Recipient	Recipient	Recipient	Recipient
BS63	Ivanpah3	204	Unknown	40	94	3/16/11	No	Pens	Pens	Pens	Pens	Pens	Pens	Pens	Pens	Pens	Pens	Pens	Pens
BS64	Ivanpah3		Female	199	207	3/16/11	Yes	Pens	Pens	Pens	Recipient	Recipient	Recipient	Recipient	Recipient	Recipient	Recipient	Recipient	Recipient
BS65	Ivanpah3		Female	210	211	3/16/11	Yes	Pens	Pens	Pens	Recipient	Recipient	Recipient	Recipient	Recipient	Recipient	Recipient	Recipient	Recipient
BS66	Ivanpah3		Female	190	227	3/16/11	Yes	Pens	Pens	Pens	Recipient	Recipient	Recipient	Recipient	Recipient	Recipient	Recipient	Recipient	Recipient
BS67	Ivanpah2	34	Unknown	71	123	3/16/11	No	Pens	Pens	Pens	Pens	Pens	Pens	Pens	Pens	Pens	Pens	Pens	Pens
BS68	Ivanpah2		Male	265	263	3/16/11	Yes	Pens	Pens	Pens	Recipient	Recipient	Recipient	Recipient	Recipient	Recipient	Recipient	Recipient	Recipient
BS69	Ivanpah3		Male	251	259	3/16/11	Yes	Recipient	Recipient	Recipient	Recipient	Recipient	Recipient	Recipient	Recipient	Recipient	Recipient	Recipient	Recipient
BS70	Recipient Site		Unknown	131	159	3/17/11	Yes	Recipient	Recipient	Recipient	Recipient	Recipient	Recipient	Recipient	Recipient	Recipient	Recipient	Recipient	Recipient
BS71	Ivanpah3		Female	216	215	3/17/11	Yes	Recipient	Recipient	Recipient	Recipient	Recipient	Recipient	Recipient	Recipient	Recipient	Recipient	Recipient	Recipient
BS72	Ivanpah2	34	Unknown	57	99	3/21/11	No	Pens	Pens	Pens	Pens	Pens	Pens	Pens	Pens	Pens	Pens	Pens	Pens
BS73	Ivanpah3		Unknown	47	47	3/22/11	No	Deceased (Mar 2011)											
BS74	Recipient Site		Male	176	217	3/21/11	Yes	Recipient	Recipient	Recipient	Recipient	Recipient	Recipient	Recipient	Recipient	Recipient	Recipient	Recipient	Recipient
BS75	Recipient Site		Unknown	83	106	3/22/11	Yes	Recipient	Recipient	Recipient	Recipient	Recipient	Recipient	Recipient	Recipient	Recipient	Recipient	Recipient	Recipient
BS76	Recipient Site		Female	226	228	3/23/11	Yes	Recipient	Recipient	Recipient	Recipient	Recipient	Recipient	Recipient	Recipient	Recipient	Recipient	Recipient	Recipient
BS77	Ivanpah2		Female	228	224	3/23/11	Yes	Pens	Pens	Pens	Recipient	Recipient	Recipient	Recipient	Recipient	Recipient	Recipient	Recipient	Recipient
BS78	Recipient Site		Male	248	257	3/28/11	Yes	Recipient	Recipient	Recipient	Recipient	Recipient	Recipient	Recipient	Recipient	Recipient	Recipient	Recipient	Recipient
BS79	Ivanpah2		Female	243	243	3/28/11	Yes	Pens	Pens	Pens	Recipient	Recipient	Recipient	Recipient	Recipient	Recipient	Recipient	Recipient	Recipient
BS80	Ivanpah3		Male	255	257	3/28/11	Yes	Recipient	Recipient	Recipient	Recipient	Recipient	Recipient	Recipient	Recipient	Recipient	Recipient	Recipient	Recipient
BS81	Ivanpah3		Male	254	257	3/28/11	No	Pens	Pens	Pens	Recipient	Recipient	Recipient	Recipient	Recipient	Deceased			
BS82	Ivanpah3	44	Male	217	236	3/28/11	No	Pens	Pens	Pens	Pens	Pens	Pens	Pens	Pens	Pens	Pens	Pens	Pens
BS83	Ivanpah3		Male	257	257	3/29/11	No	Deceased (Apr 2011)											
BS84	Recipient Site		Male	237	246	3/30/11	Yes	Recipient	Recipient	Recipient	Recipient	Recipient	Recipient	Recipient	Recipient	Recipient	Recipient	Recipient	Recipient
BS85	Ivanpah3		Unknown	136	153	3/30/11	No	Pens	Pens	Pens	Recipient	Recipient	Recipient	Recipient	Recipient	Deceased			

BS86	Ivanpah 3		Male	251	254	3/30/11	Yes	Recipient	Recipient	Recipient	Recipient	Recipient	Recipient	Recipient	Recipient	Recipient	Recipient	Recipient	Recipient
BS87	Ivanpah 3	213	Unknown	72	102	3/30/11	No	Pens	Pens	Pens	Pens	Pens	Pens	Pens	Pens	Pens	Pens	Pens	Pens
BS88	Ivanpah 2		Male	272	269	3/30/11	Yes	Pens	Pens	Pens	Recipient	Recipient	Recipient	Recipient	Recipient	Recipient	Recipient	Recipient	Recipient
BS89	Recipient Site		Male	250	263	3/30/11	Yes	Recipient	Recipient	Recipient	Recipient	Recipient	Recipient	Recipient	Recipient	Recipient	Recipient	Recipient	Recipient
BS90	Ivanpah 3		Male	270	270	3/30/11	Yes	Pens	Pens	Pens	Recipient	Recipient	Recipient	Recipient	Recipient	Recipient	Recipient	Recipient	Recipient
BS91	Ivanpah 3		Female	235	235	3/30/11	Yes	Pens	Pens	Pens	Recipient	Recipient	Recipient	Recipient	Recipient	Recipient	Recipient	Recipient	Recipient
BS92	Ivanpah 2		Male	269	269	3/31/11	Yes	Pens	Pens	Pens	Recipient	Recipient	Recipient	Recipient	Recipient	Recipient	Recipient	Recipient	Recipient
BS93	Recipient Site		Male	292	292	3/31/11	Yes	Recipient	Recipient	Recipient	Recipient	Recipient	Recipient	Recipient	Recipient	Recipient	Recipient	Recipient	Recipient
BS94	Ivanpah 3		Male	211	236	3/31/11	Yes	Pens	Pens	Pens	Pens	Pens	Pens	Pens	Pens	Recipient (I-15 Pen)	Recipient (I-15 Pen)	Recipient (I-15 Pen)	Recipient (I-15 Pen)
BS95	Ivanpah 3		Female	245	247	3/31/11	Yes	Pens	Pens	Pens	Recipient	Recipient	Recipient	Recipient	Recipient	Recipient	Recipient	Recipient	Recipient
BS96	Recipient Site		Female	213	221	4/1/11	Yes	Recipient	Recipient	Recipient	Recipient	Recipient	Recipient	Recipient	Recipient	Recipient	Recipient	Recipient	Recipient
BS97	Ivanpah 3		Male	203	217	3/31/11	Yes	Pens	Pens	Pens	Recipient	Recipient	Recipient	Recipient	Recipient	Recipient	Recipient	Recipient	Recipient
BS98	Ivanpah 3	60	Unknown	102	114	4/1/11	No	Pens	Pens	Pens	Pens	Pens	Missing	Missing	Missing	Missing	Missing	Missing	Missing
BS99	Recipient Site		Male	157	201	4/2/11	Yes	Recipient	Recipient	Recipient	Recipient	Recipient	Recipient	Recipient	Recipient	Recipient	Recipient	Recipient	Recipient
BS100	Ivanpah 1		Male	249	256	10/12/10	Yes	Recipient	Recipient	Recipient	Recipient	Recipient	Recipient	Recipient	Recipient	Recipient	Recipient	Recipient	Recipient
BS101	Recipient Site		Male	273	277	10/14/10	Yes	Recipient	Recipient	Recipient	Recipient	Recipient	Recipient	Recipient	Recipient	Recipient	Recipient	Recipient	Recipient
BS102	Recipient Site		Male	270	269	10/14/10	Yes	Recipient	Recipient	Recipient	Recipient	Recipient	Recipient	Recipient	Recipient	Recipient	Recipient	Recipient	Recipient
BS103	Ivanpah 1		Male	246	250	10/15/10	Yes	Pens	Pens	Pens	Recipient	Recipient	Recipient	Recipient	Recipient	Recipient	Recipient	Recipient	Recipient
BS104	Recipient Site		Male	265	265	10/15/10	No	Deceased (Oct 2010)											
BS105	Recipient Site		Male	253	262	4/2/11	Yes	Recipient	Recipient	Recipient	Recipient	Recipient	Recipient	Recipient	Recipient	Recipient	Recipient	Recipient	Recipient
BS106	Ivanpah 3	32	Unknown	68	103	4/2/11	No	Pens	Pens	Pens	Pens	Pens	Pens	Pens	Pens	Pens	Pens	Pens	Pens
BS107	Recipient Site		Female	232	236	3/31/11	Yes	Recipient	Recipient	Recipient	Recipient	Recipient	Recipient	Recipient	Recipient	Recipient	Recipient	Recipient	Recipient
BS108	Recipient Site		Male	264	272	4/1/11	Yes	Recipient	Recipient	Recipient	Recipient	Recipient	Recipient	Recipient	Recipient	Recipient	Recipient	Recipient	Recipient
BS109	Recipient Site		Male	267	270	4/2/11	Yes	Recipient	Recipient	Recipient	Recipient	Recipient	Recipient	Recipient	Recipient	Recipient	Recipient	Recipient	Recipient

BS110	Ivanpah3		Male	270	270	4/2/11	Yes	Pens	Pens	Pens	Recipient	Recipient	Recipient	Recipient	Recipient	Recipient	Recipient	Recipient	Recipient	Recipient
BS111	Recipient Site		Female	227	228	4/3/11	Yes	Recipient	Recipient	Recipient	Recipient	Recipient	Recipient	Recipient	Recipient	Recipient	Recipient	Recipient	Recipient	Recipient
BS112	Common West	18	Unknown	44	98	4/4/11	No	Pens	Pens	Pens	Pens	Pens	Pens	Pens	Pens	Pens	Pens	Pens	Pens	Pens
BS113	Recipient Site		Male	230	238	4/4/11	Yes	Recipient	Recipient	Recipient	Recipient	Recipient	Recipient	Recipient	Recipient	Recipient	Recipient	Recipient	Recipient	Recipient
BS114	Ivanpah3		Male	272	267	4/5/11	Yes	Recipient	Recipient	Recipient	Recipient	Recipient	Recipient	Recipient	Recipient	Recipient	Recipient	Recipient	Recipient	Recipient
BS115	Ivanpah3	32	Unknown	64	100	4/5/11	No	Pens	Pens	Pens	Pens	Pens	Pens	Pens	Pens	Pens	Pens	Pens	Pens	Pens
BS116	Ivanpah3		Male	190	220	4/5/11	Yes	Missing	Missing	Missing	Missing	Missing	Missing	Missing	Missing	Missing	Recipient	Recipient	Recipient	Recipient
BS117	Ivanpah2		Male	231	242	4/6/11	Yes	Pens	Pens	Pens	Recipient	Recipient	Recipient	Recipient	Recipient	Recipient	Recipient	Recipient	Recipient	Recipient
BS118	Recipient Site		Unknown	121	121	4/10/11	No	Deceased (Apr 2011)												
BS119	Recipient Site		Unknown	57	57	4/10/11	No	Recipient-NT	Recipient-NT	Recipient-NT	Recipient-NT	Recipient-NT	Recipient-NT	Recipient-NT	Recipient-NT	Recipient-NT	Recipient-NT	Recipient-NT	Recipient-NT	Recipient-NT
BS120	Recipient Site		Male	263	267	4/11/11	Yes	Recipient	Recipient	Recipient	Recipient	Recipient	Recipient	Recipient	Recipient	Recipient	Recipient	Recipient	Recipient	Recipient
BS121	Recipient Site		Male	246	250	4/12/11	No	Recipient	Recipient	Recipient	Recipient	Recipient	Recipient	Recipient	Deceased					
BS122	Ivanpah3		Male	194	215	4/12/11	Yes	Pens	Pens	Pens	Recipient	Recipient	Recipient	Recipient	Recipient	Recipient	Recipient	Recipient	Recipient	Recipient
BS123	Ivanpah1	32	Unknown	57	98	4/13/11	No	Pens	Pens	Pens	Pens	Pens	Pens	Pens	Pens	Pens	Pens	Pens	Pens	Pens
BS124	Recipient Site		Male	235	248	4/13/11	Yes	Recipient	Recipient	Recipient	Recipient	Recipient	Recipient	Recipient	Recipient	Recipient	Recipient	Recipient	Recipient	Recipient
BS125	Recipient Site		Male	252	252	4/14/11	Yes	Recipient	Recipient	Recipient	Recipient	Recipient	Recipient	Recipient	Recipient	Recipient	Recipient	Recipient	Recipient	Recipient
BS126	Recipient Site		Female	232	241	4/14/11	Yes	Recipient	Recipient	Recipient	Recipient	Recipient	Recipient	Recipient	Recipient	Recipient	Recipient	Recipient	Recipient	Recipient
BS127	Recipient Site		Female	248	253	4/13/11	Yes	Recipient	Recipient	Recipient	Recipient	Recipient	Recipient	Recipient	Recipient	Recipient	Recipient	Recipient	Recipient	Recipient
BS128	Recipient Site		Male	207	231	4/15/11	Yes	Recipient	Recipient	Recipient	Recipient	Recipient	Recipient	Recipient	Recipient	Recipient	Recipient	Recipient	Recipient	Recipient
BS129	Recipient Site		Male	295	291	4/16/11	Yes	Recipient	Recipient	Recipient	Recipient	Recipient	Recipient	Recipient	Recipient	Recipient	Recipient	Recipient	Recipient	Recipient
BS130	Recipient Site		Male	245	268	4/17/11	Yes	Recipient	Recipient	Recipient	Recipient	Recipient	Recipient	Recipient	Recipient	Recipient	Recipient	Recipient	Recipient	Recipient
BS131	Recipient Site		Male	274	270	4/18/11	Yes	Recipient	Recipient	Recipient	Recipient	Recipient	Recipient	Recipient	Recipient	Recipient	Recipient	Recipient	Recipient	Recipient
BS132	Recipient Site		Female	205	220	4/19/11	Yes	Recipient	Recipient	Recipient	Recipient	Recipient	Recipient	Recipient	Recipient	Recipient	Recipient	Recipient	Recipient	Recipient
BS133	Recipient Site		Female	210	206	4/20/11	No	Missing	Missing	Missing	Missing	Missing	Missing	Missing	Missing	Missing	Missing	Missing	Missing	Missing
BS1	Recipie		Femal	228	227	4/21/11	Yes	Recipie	Recipie	Recipie	Recipient	Recipie	Recipie	Recipie	Recipie	Recipient	At Vet	Husban	Husban	

34	nt Site	e					nt	nt	nt		nt	nt	nt	nt		in San Diego	dry Facility	dry Facility
BS135	Recipient Site	Male	196	218	4/21/11	Yes	Recipient	Recipient	Recipient	Recipient	Recipient	Recipient	Recipient	Recipient	Recipient	Recipient	Recipient	Recipient
BS136	Recipient Site	Female	228	229	4/21/11	Yes	Recipient	Recipient	Recipient	Recipient	Recipient	Recipient	Recipient	Recipient	Recipient	Recipient	Recipient	Recipient
BS137	Recipient Site	Female	227	232	4/21/11	Yes	Recipient	Recipient	Recipient	Recipient	Recipient	Recipient	Recipient	Recipient	Recipient	Recipient	Recipient	Recipient
BS138	Recipient Site	Female	216	218	4/23/11	Yes	Recipient	Recipient	Recipient	Recipient	Recipient	Recipient	Recipient	Recipient	Recipient	Recipient	Recipient	Recipient
BS139	Recipient Site	Male	266	268	4/23/11	Yes	Recipient	Recipient	Recipient	Recipient	Recipient	Recipient	Recipient	Recipient	Recipient	Recipient	Recipient	Recipient
BS140	Recipient Site	Female	203	207	4/23/11	Yes	Recipient	Recipient	Recipient	Recipient	Recipient	Recipient	Recipient	Recipient	Recipient	Recipient	Recipient	Recipient
BS141	Ivanpah 2	Female	200	221	4/24/11	Yes	Pens	Pens	Pens	Recipient	Recipient	Recipient	Recipient	Recipient	Recipient	Recipient	Recipient	Recipient
BS142	Recipient Site	Male	244	254	4/24/11	Yes	Recipient	Recipient	Recipient	Recipient	Recipient	Recipient	Recipient	Recipient	Recipient	Recipient	Recipient	Recipient
BS143	Recipient Site	Male	219	233	4/24/11	Yes	Recipient	Recipient	Recipient	Recipient	Recipient	Recipient	Recipient	Recipient	Recipient	Recipient	Recipient	Recipient
BS144	Recipient Site	Female	204	207	4/24/11	Yes	Recipient	Recipient	Recipient	Recipient	Recipient	Recipient	Recipient	Recipient	Recipient	Recipient	Recipient	Recipient
BS145	Recipient Site	Male	284	285	4/24/11	Yes	Recipient	Recipient	Recipient	Recipient	Recipient	Recipient	Recipient	Recipient	Recipient	Recipient	Recipient	Recipient
BS146	Recipient Site	Female	213	215	4/24/11	Yes	Recipient	Recipient	Recipient	Recipient	Recipient	Recipient	Recipient	Recipient	Recipient	Recipient	Recipient	Recipient
BS147	Recipient Site	Male	270	269	4/25/11	Yes	Recipient	Recipient	Recipient	Recipient	Recipient	Recipient	Recipient	Recipient	Recipient	Recipient	Recipient	Recipient
BS148	Recipient Site	Male	261	264	4/24/11	Yes	Recipient	Recipient	Recipient	Recipient	Recipient	Recipient	Recipient	Recipient	Recipient	Recipient	Recipient	Recipient
BS149	Recipient Site	Male	253	258	4/25/11	Yes	Recipient	Recipient	Recipient	Recipient	Recipient	Recipient	Recipient	Recipient	Recipient	Recipient	Recipient	Recipient
BS150	Recipient Site	Female	208	208	4/24/11	Yes	Recipient	Recipient	Recipient	Recipient	Recipient	Recipient	Recipient	Recipient	Recipient	Recipient	Recipient	Recipient
BS151	Recipient Site	Male	247	251	4/24/11	Yes	Recipient	Recipient	Recipient	Recipient	Recipient	Recipient	Recipient	Recipient	Recipient	Recipient	Recipient	Recipient
BS153	Recipient Site	Female	237	235	4/26/11	Yes	Recipient	Recipient	Recipient	Recipient	Recipient	Recipient	Recipient	Recipient	Recipient	Recipient	Recipient	Recipient
BS154	Recipient Site	Female	233	237	4/26/11	Yes	Recipient	Recipient	Recipient	Recipient	Recipient	Recipient	Recipient	Recipient	Recipient	Recipient	Recipient	Recipient
BS155	Recipient Site	Male	264	262	4/26/11	Yes	Recipient	Recipient	Recipient	Recipient	Recipient	Recipient	Recipient	Recipient	Recipient	Recipient	Recipient	Recipient
BS156	Recipient Site	Female	198	232	4/26/11	Yes	Recipient	Recipient	Recipient	Recipient	Recipient	Recipient	Recipient	Recipient	Recipient	Recipient	Recipient	Recipient
BS157	Ivanpah 2	Female	142	193	4/24/11	No	Pens	Pens	Pens	Pens	Pens	Pens	Pens	Pens	Recipient (I-15 Pen)	Recipient (I-15 Pen)	Recipient (I-15 Pen)	Recipient (I-15 Pen)
BS158	Recipient Site	Female	213	217	4/24/11	Yes	Recipient	Recipient	Recipient	Recipient (I-15 Pen)	Recipient (I-15 Pen)	Recipient (I-15 Pen)	Recipient (I-15 Pen)	Recipient (I-15 Pen)	Recipient (I-15 Pen)	Recipient (I-15 Pen)	Recipient (I-15 Pen)	Recipient (I-15 Pen)

BS159	Recipient Site		Female	248	248	4/24/11	Yes	Recipient	Recipient	Recipient	Recipient	Recipient	Recipient	Recipient	Recipient	Recipient	Recipient	Recipient	Recipient	Recipient	Recipient
BS160	Recipient Site		Male	252	250	4/27/11	Yes	Recipient	Recipient	Recipient	Recipient	Recipient	Recipient	Recipient	Recipient	Recipient	Recipient	Recipient	Recipient	Recipient	Recipient
BS161	Recipient Site		Female	227	238	4/27/11	Yes	Recipient	Recipient	Recipient	Recipient	Recipient	Recipient	Recipient	Recipient	Recipient	Recipient	Recipient	Recipient	Recipient	Recipient
BS162	Recipient Site		Female	231	233	4/28/11	Yes	Recipient	Recipient	Recipient	Recipient	Recipient	Recipient	Recipient	Recipient	Recipient	Recipient	Recipient	Recipient	Recipient	Recipient
BS163	Recipient Site		Male	201	213	4/28/11	Yes	Recipient	Recipient	Recipient	Recipient	Recipient	Recipient	Recipient	Recipient	Recipient	Recipient	Recipient	Recipient	Recipient	Recipient
BS164	Recipient Site		Male	315	313	4/25/11	Yes	Recipient	Recipient	Recipient	Recipient	Recipient	Recipient	Recipient	Recipient	Recipient	Recipient	Recipient	Recipient	Recipient	Recipient
BS165	Recipient Site		Male	251	250	4/28/11	Yes	Recipient	Recipient	Recipient	Recipient	Recipient	Recipient	Recipient	Recipient	Recipient	Recipient	Recipient	Recipient	Recipient	Recipient
BS166	Recipient Site		Female	243	248	4/28/11	Yes	Recipient	Recipient	Recipient	Recipient	Recipient	Recipient	Recipient	Recipient	Recipient	Recipient	Recipient	Recipient	Recipient	Recipient
BS167	Recipient Site		Male	269	268	4/29/11	Yes	Recipient	Recipient	Recipient	Recipient	Recipient	Recipient	Recipient	Recipient	Recipient	Recipient	Recipient	Recipient	Recipient	Recipient
BS168	Recipient Site		Female	239	245	4/29/11	Yes	Recipient	Recipient	Recipient	Recipient	Recipient	Recipient	Recipient	Recipient	Recipient	Recipient	Recipient	Recipient	Recipient	Recipient
BS169	Recipient Site		Male	208	218	4/29/11	No	Recipient	Recipient	Recipient	Recipient	Recipient	Recipient	Recipient	Deceased						
BS170	Recipient Site		Female	213	222	4/29/11	Yes	Recipient	Recipient	Recipient	Recipient	Recipient	Recipient	Recipient	Recipient	Recipient	Recipient	Recipient	Recipient	Recipient	Recipient
BS171	Recipient Site		Male	254	257	4/28/11	Yes	Recipient	Recipient	Recipient	Recipient	Recipient	Recipient	Recipient	Recipient	Recipient	Recipient	Recipient	Recipient	Recipient	Recipient
BS172	Recipient Site		Male	225	236	4/28/11	Yes	Recipient	Recipient	Recipient	Recipient	Recipient	Recipient	Recipient	Recipient	Recipient	Recipient	Recipient	Recipient	Recipient	Recipient
BS173	Ivanpah 2		Female	217	219	5/11/11	Yes	Pens	Pens	Pens	Recipient	Recipient	Recipient	Recipient	Recipient	Recipient	Recipient	Recipient	Recipient	Recipient	Recipient
BS174	Ivanpah 1	32	Unknown	59	98	5/12/11	No	Pens	Pens	Pens	Pens	Pens	Pens	Pens	Pens	Pens	Pens	Pens	Pens	Pens	Pens
BS175	Ivanpah 1	32	Unknown	62	111	5/12/11	No	Pens	Pens	Pens	Pens	Pens	Pens	Pens	Pens	Pens	Pens	Pens	Pens	Pens	Pens
BS176	Ivanpah 3		Female	228	233	5/17/11	Yes	Pens	Pens	Pens	Recipient	Recipient	Recipient	Recipient	Recipient	Recipient	Recipient	Recipient	Recipient	Recipient	Recipient
BS177	Ivanpah 2		Female	236	237	5/22/11	Yes	Pens	Pens	Pens	Recipient	Recipient	Recipient	Recipient	Recipient	Recipient	Recipient	Recipient	Recipient	Recipient	Recipient
BS178	Ivanpah 1	205	Unknown	46	84	6/9/11	No	Pens	Pens	Pens	Pens	Pens	Pens	Pens	Pens	Pens	Pens	Pens	Pens	Pens	Pens
BS179	Ivanpah 3		Unknown	122	178	6/11/11	Yes	Pens	Pens	Pens	Pens	Pens	Pens	Pens	Pens	Recipient (I-15 Pen)	Recipient (I-15 Pen)	Recipient (I-15 Pen)	Recipient (I-15 Pen)		
BS180	Recipient Site		Unknown	94	107	7/12/11	No	Recipient	Recipient	Recipient	Recipient	Recipient	Recipient	Recipient	Deceased						
BS181	Ivanpah 3	32	Unknown	62	96	7/20/11	No	Pens	Pens	Pens	Pens	Pens	Pens	Pens	Pens	Pens	Pens	Pens	Pens	Pens	Pens
BS182	Ivanpah 2	205	Unknown	59	105	7/27/11	No	Pens	Pens	Pens	Pens	Pens	Pens	Pens	Pens	Pens	Pens	Pens	Pens	Pens	Pens
BS1	Ivanpah		Male	261	262	7/30/11	Yes	Pens	Pens	Pens	Recipient	Recipie	Recipie	Recipie	Recipie	Recipient	Recipie	Recipie	Recipie	Recipie	Recipie

83	2											nt	nt	nt	nt		nt	nt	nt
BS184	Ivanpah 3		Female	176	206	8/4/2011	Yes	Pens	Pens	Pens	Pens	Pens	Pens	Pens	Pens	Recipient (I-15 Pen)	Recipient (I-15 Pen)	Recipient (I-15 Pen)	Recipient (I-15 Pen)
BS185	Ivanpah 3	205	Unknown	53	97	8/6/2011	No	Pens	Pens	Pens	Pens	Pens	Pens	Pens	Pens	Pens	Pens	Pens	Pens
BS186	Ivanpah 2		Unknown	137	175	8/7/2011	Yes	Pens	Pens	Pens	Recipient	Recipient	Recipient	Recipient	Recipient	Recipient	Recipient	Recipient	Recipient
BS187	Ivanpah 3		Female	190	202	8/8/2011	Yes	Pens	Pens	Pens	Pens	Pens	Pens	Pens	Pens	Recipient (I-15 Pen)	Recipient (I-15 Pen)	Recipient (I-15 Pen)	Recipient (I-15 Pen)
BS188	Ivanpah 3	34	Unknown	75	108	8/12/2011	No	Pens	Pens	Pens	Pens	Pens	Pens	Pens	Pens	Pens	Pens	Pens	Pens
BS189	Ivanpah 3		Unknown	137	152	8/13/2011	Yes	Pens	Pens	Pens	Recipient	Recipient	Recipient	Recipient	Recipient	Recipient	Recipient	Recipient	Recipient
BS190	Ivanpah 3	34	Unknown	102	105	8/15/2011	No	Pens	Pens	Pens	Pens	Pens	Pens	Pens	Pens	Pens	Pens	Pens	Pens
BS191	Ivanpah 2	32	Unknown	82	108	4/15/2011	No	Pens	Pens	Pens	Pens	Pens	Pens	Pens	Pens	Pens	Pens	Pens	Pens
BS192	Recipient Site		Unknown	148	174	8/23/2011	Yes	Recipient	Recipient	Recipient	Recipient	Recipient	Recipient	Recipient	Recipient	Recipient	Recipient	Recipient	Recipient
BS193	Ivanpah 3	18	Unknown	70	97	4/15/2011	No	Pens	Pens	Pens	Pens	Pens	Pens	Pens	Pens	Pens	Pens	Pens	Pens
BS194	Quarantine Pens	207	Unknown	45	73	8/25/2011	No	Pens	Pens	Pens	Pens	Pens	Pens	Pens	Pens	Pens	Pens	Pens	Pens
BS195	Quarantine Pens	207	Unknown	43	87	8/26/2011	No	Pens	Pens	Pens	Pens	Pens	Pens	Pens	Pens	Pens	Pens	Pens	Pens
BS196	Quarantine Pens	207	Unknown	43	70	8/26/2011	No	Pens	Pens	Pens	Pens	Pens	Pens	Pens	Pens	Pens	Pens	Pens	Pens
BS197	Quarantine Pens	207	Unknown	45	82	8/26/2011	No	Pens	Pens	Pens	Pens	Pens	Pens	Pens	Pens	Pens	Pens	Pens	Pens
BS198	Quarantine Pens	207	Unknown	44	67	8/26/2011	No	Pens	Pens	Pens	Pens	Pens	Pens	Pens	Pens	Pens	Pens	Pens	Pens
BS199	Quarantine Pens	207	Unknown	43	69	8/26/2011	No	Pens	Pens	Pens	Pens	Pens	Pens	Pens	Pens	Pens	Pens	Pens	Pens
BS200	Quarantine Pens	216	Unknown	41	55	8/29/2011	No	Pens	Pens	Pens	Pens	Pens	Pens	Pens	Pens	Missing	Missing	Missing	Missing
BS201	Quarantine Pens	216	Unknown	43	71	8/29/2011	No	Pens	Pens	Pens	Pens	Pens	Pens	Pens	Pens	Pens	Pens	Pens	Pens
BS202	Quarantine Pens	216	Unknown	46	82	8/29/2011	No	Pens	Pens	Pens	Pens	Pens	Pens	Pens	Pens	Pens	Pens	Pens	Pens

BS203	Quarantine Pens	201	Unknown	44	69	8/29/2011	No	Pens	Pens	Pens	Pens	Pens	Pens	Pens	Pens	Pens	Pens	Pens	Pens
BS204	Quarantine Pens	201	Unknown	43	86	8/29/2011	No	Pens	Pens	Pens	Pens	Pens	Pens	Pens	Pens	Pens	Pens	Pens	Pens
BS205	Quarantine Pens	216	Unknown	41	84	8/29/2011	No	Pens	Pens	Pens	Pens	Pens	Pens	Pens	Pens	Pens	Pens	Pens	Pens
BS206	Quarantine Pens		Unknown	31	31	8/29/2011	No	Deceased (Aug 2011)											
BS207	Quarantine Pens	201	Unknown	43	70	8/30/2011	No	Pens	Pens	Pens	Pens	Pens	Pens	Pens	Pens	Pens	Pens	Pens	Pens
BS208	Quarantine Pens	215	Unknown	46	80	8/30/2011	No	Pens	Pens	Pens	Pens	Pens	Pens	Pens	Pens	Pens	Pens	Pens	Pens
BS209	Quarantine Pens	215	Unknown	40	84	8/30/2011	No	Pens	Pens	Pens	Pens	Pens	Pens	Pens	Pens	Pens	Pens	Pens	Pens
BS210	Quarantine Pens	217	Unknown	40	83	8/30/2011	No	Pens	Pens	Pens	Pens	Pens	Pens	Pens	Pens	Pens	Pens	Pens	Pens
BS211	Quarantine Pens	218	Unknown	44	52	8/31/2011	No	Pens	Pens	Pens	Pens	Pens	Pens	Pens	Pens	Missing	Missing	Missing	Missing
BS212	Quarantine Pens	215	Unknown	48	80	9/1/2011	No	Pens	Pens	Pens	Pens	Pens	Pens	Pens	Pens	Pens	Pens	Pens	Pens
BS213	Quarantine Pens	215	Unknown	46	83	9/1/2011	No	Pens	Pens	Pens	Pens	Pens	Pens	Pens	Pens	Pens	Pens	Pens	Pens
BS214	Quarantine Pens	215	Unknown	45	86	9/1/2011	No	Pens	Pens	Pens	Pens	Pens	Pens	Pens	Pens	Pens	Pens	Pens	Pens
BS215	Quarantine Pens	216	Unknown	44	83	9/1/2011	No	Pens	Pens	Pens	Pens	Pens	Pens	Pens	Pens	Pens	Pens	Pens	Pens
BS216	Quarantine Pens	217	Unknown	42	84	9/1/2011	No	Pens	Pens	Pens	Pens	Pens	Pens	Pens	Pens	Pens	Pens	Pens	Pens
BS217	Ivanpah 3		Male	253	260	9/3/2011	Yes	Recipient	Recipient	Recipient	Recipient	Recipient	Recipient	Recipient	Recipient	Recipient	Recipient	Recipient	Recipient
BS218	Quarantine Pens		Unknown	38	38	9/3/2011	No	Deceased (Sep 2011)											
BS219	Quarantine Pens	216	Unknown	43	82	9/3/2011	No	Pens	Pens	Pens	Pens	Pens	Pens	Pens	Pens	Pens	Pens	Pens	Pens

BS220	Ivanpah 3		Male	268	265	9/5/2011	Yes	Pens	Pens	Pens	Recipient	Recipient	Recipient	Recipient	Recipient	Recipient	Recipient	Recipient	Recipient
BS221	Quarantine Pens	201	Unknown	48	81	9/5/2011	No	Pens	Pens	Pens	Pens	Pens	Pens	Pens	Pens	Pens	Pens	Pens	Pens
BS222	Quarantine Pens		Unknown	44	45	9/5/2011	No	Pens	Pens	Pens	Moved permanently to MNP								
BS223	Ivanpah 3		Male	197	212	9/6/2011	Yes	Pens	Pens	Pens	Recipient	Recipient	Recipient	Recipient	Recipient	Recipient	Recipient	Recipient	Recipient
BS224	Quarantine Pens		Unknown	43	46	9/6/2011	No	Pens	Pens	Pens	Moved permanently to MNP								
BS225	Quarantine Pens		Unknown	43	46	9/6/2011	No	Pens	Pens	Pens	Moved permanently to MNP								
BS226	Quarantine Pens	201	Unknown	46	84	9/6/2011	No	Pens	Pens	Pens	Pens	Pens	Pens	Pens	Pens	Pens	Pens	Pens	Pens
BS227	Quarantine Pens	218	Unknown	44	98	9/7/2011	No	Pens	Pens	Pens	Pens	Pens	Pens	Pens	Pens	Pens	Pens	Pens	Pens
BS228	Quarantine Pens		Unknown	46	47	9/7/2011	No	Pens	Pens	Pens	Moved permanently to MNP								
BS229	Quarantine Pens		Unknown	41	44	9/7/2011	No	Pens	Pens	Pens	Moved permanently to MNP								
BS230	Recipient Site		Male	186	210	9/7/2011	Yes	Recipient	Recipient	Recipient	Recipient	Recipient	Recipient	Recipient	Recipient	Recipient	Recipient	Recipient	Recipient
BS231	Quarantine Pens	212	Unknown	43	85	9/7/2011	No	Pens	Pens	Pens	Pens	Pens	Pens	Pens	Pens	Pens	Pens	Pens	Pens
BS232	Quarantine Pens		Unknown	42	42	9/7/2011	No	Deceased (Sep 2011)											
BS233	Quarantine Pens	212	Unknown	44	86	9/7/2011	No	Pens	Pens	Pens	Pens	Pens	Pens	Pens	Pens	Pens	Pens	Pens	Pens
BS234	Quarantine Pens		Unknown	42	44	9/8/2011	No	Pens	Pens	Pens	Moved permanently to MNP								
BS235	Quarantine		Unknown	44	47	9/8/2011	No	Pens	Pens	Pens	Moved permane								

	Pens										ntly to MNP								
BS236	Quarantine Pens		Unknown	42	47	9/8/2011	No	Pens	Pens	Pens	Moved permanently to MNP								
BS237	Quarantine Pens		Unknown	45	45	9/9/2011	No	Pens	Pens	Pens	Moved permanently to MNP								
BS238	Quarantine Pens		Unknown	41	44	9/9/2011	No	Pens	Pens	Pens	Moved permanently to MNP								
BS239	Recipient Site		Female	224	230	9/8/2011	Yes	Recipient	Recipient	Recipient	Recipient	Recipient	Recipient	Recipient	Recipient	Recipient	Recipient	Recipient	Recipient
BS240	Quarantine Pens		Unknown	44	46	9/9/2011	No	Pens	Pens	Pens	Moved permanently to MNP								
BS241	Quarantine Pens	212	Unknown	41	80	9/11/2011	No	Pens	Pens	Pens	Pens	Pens	Pens	Pens	Pens	Pens	Pens	Pens	Pens
BS242	Recipient Site		Male	210	234	9/9/2011	Yes	Recipient	Recipient	Recipient	Recipient	Recipient	Recipient	Recipient	Recipient	Recipient	Recipient	Recipient	Recipient
BS243	Recipient Site		Unknown	134	135	9/9/2011	No	Recipient	Recipient	Recipient	Recipient	Recipient	Recipient	Missing	Missing	Missing	Missing	Missing	Missing
BS244	Ivanpah 2	223	Unknown	55	77	9/10/2011	No	Pens	Pens	Pens	Pens	Pens	Pens	Pens	Pens	Pens	Pens	Pens	Pens
BS245	Recipient Site		Male	281	283	9/10/2011	Yes	Missing	Missing	Missing	Missing	Missing	Recipient	Recipient	Recipient	Recipient	Recipient	Recipient	Recipient
BS246	Ivanpah 3		Unknown	162	164	9/10/2011	Yes	Pens	Pens	Pens	Recipient	Recipient	Recipient	Recipient	Recipient	Recipient	Recipient	Recipient	Recipient
BS247	Ivanpah 2	223	Unknown	61	98	9/10/2011	No	Pens	Pens	Pens	Pens	Pens	Pens	Pens	Pens	Pens	Pens	Pens	Pens
BS248	Recipient Site		Male	260	266	9/10/2011	Yes	Recipient	Recipient	Recipient	Recipient	Recipient	Recipient	Recipient	Recipient	Recipient	Recipient	Recipient	Recipient
BS249	Quarantine Pens	201	Unknown	45	81	9/11/2011	No	Pens	Pens	Pens	Pens	Pens	Pens	Pens	Pens	Pens	Pens	Pens	Pens
BS250	Quarantine Pens		Unknown	48	48	9/12/2011	No	Pens	Pens	Pens	Moved permanently to MNP								
BS251	Quarantine Pens	209	Unknown	46	74	9/12/2011	No	Pens	Pens	Pens	Pens	Pens	Pens	Pens	Pens	Pens	Pens	Pens	Pens
BS252	Ivanpah 3	223	Unknown	79	107	9/12/2011	No	Pens	Pens	Pens	Pens	Pens	Pens	Pens	Pens	Pens	Pens	Pens	Pens
BS2	Quarant	21	Unkno	44	74	9/13/20	No	Pens	Pens	Pens	Pens	Pens	Pens	Pens	Pens	Pens	Pens	Pens	Pens

53	ine Pens	1	wn			11													
BS2 54	Quarantine Pens	21 1	Unknown	43	83	9/13/2011	No	Pens	Pens	Pens	Pens	Pens	Pens	Pens	Pens	Pens	Pens	Pens	Pens
BS2 55	Quarantine Pens	21 1	Unknown	43	75	9/13/2011	No	Pens	Pens	Pens	Pens	Pens	Pens	Pens	Pens	Pens	Pens	Pens	Pens
BS2 56	Ivanpah 3	22 3	Unknown	68	87	9/13/2011	No	Pens	Pens	Pens	Pens	Pens	Pens	Pens	Pens	Pens	Pens	Pens	Pens
BS2 57	Ivanpah 3		Unknown	140	163	9/14/2011	Yes	Pens	Pens	Pens	Recipient	Recipient	Recipient	Recipient	Recipient	Recipient	Recipient	Recipient	Recipient
BS2 58	Ivanpah 2		Unknown	81	80	9/13/2011	No	Missing	Missing	Missing	Missing	Missing	Missing	Missing	Missing	Missing	Missing	Missing	Missing
BS2 59	Ivanpah 3	22 2	Unknown	114	123	9/14/2011	No	Pens	Pens	Pens	Pens	Pens	Pens	Pens	Pens	Pens	Pens	Pens	Pens
BS2 60	Ivanpah 3		Unknown	136	136	9/14/2011	No	Pens	Pens	Pens	Recipient	Recipient	Recipient	Recipient	Deceased				
BS2 61	Ivanpah 3		Unknown	134	142	9/14/2011	Yes	Pens	Pens	Pens	Pens	Pens	Pens	Pens	Pens	Recipient (I-15 Pen)	Recipient (I-15 Pen)	Recipient (I-15 Pen)	Recipient (I-15 Pen)
BS2 62	Quarantine Pens		Unknown	42	44	9/16/2011	No	Pens	Pens	Pens	Moved permanently to MNP								
BS2 63	Ivanpah 2	22 1	Unknown	74	89	9/16/2011	No	Pens	Pens	Pens	Pens	Pens	Pens	Pens	Pens	Pens	Pens	Pens	Pens
BS2 64	Ivanpah 3		Unknown	50	50	9/17/2011	No	Deceased (Sep 2011)											
BS2 65	Ivanpah 3		Unknown	126	148	9/18/2011	Yes	Pens	Pens	Pens	Pens	Pens	Pens	Pens	Pens	Recipient (I-15 Pen)	Recipient (I-15 Pen)	Recipient (I-15 Pen)	Recipient (I-15 Pen)
BS2 66	Ivanpah 2		Male	178	201	9/18/2011	No	Pens	Pens	Pens	Recipient	Recipient	Recipient	Recipient	Recipient	Recipient	Recipient	Recipient	Recipient
BS2 67	Ivanpah 3	22 0	Unknown	82	113	9/18/2011	No	Pens	Pens	Pens	Pens	Pens	Pens	Pens	Pens	Pens	Pens	Pens	Pens
BS2 68	Ivanpah 3	21 9	Unknown	66	96	9/18/2011	No	Pens	Pens	Pens	Pens	Pens	Pens	Pens	Pens	Pens	Pens	Pens	Pens
BS2 69	Ivanpah 3	22 0	Unknown	93	108	9/18/2011	No	Pens	Pens	Pens	Pens	Pens	Pens	Pens	Pens	Pens	Pens	Pens	Pens
BS2 70	Ivanpah 3	17	Unknown	120	127	9/18/2011	No	Pens	Pens	Pens	Pens	Pens	Pens	Pens	Pens	Pens	Pens	Pens	Pens
BS2 71	Ivanpah 3		Unknown	59	77	9/19/2011	No	Pens	Pens	Pens	Pens	Pens	Pens	Pens	Pens	Pens	Missing	Missing	Missing
BS2 72	Ivanpah 3	22 2	Unknown	89	108	9/20/2011	No	Pens	Pens	Pens	Pens	Pens	Pens	Pens	Pens	Pens	Pens	Pens	Pens
BS2 73	Ivanpah 3		Unknown	104	104	9/20/2011	No	Missing	Missing	Missing	Missing	Missing	Missing	Missing	Missing	Missing	Deceased		
BS2	Ivanpah	21	Unkno	45	84	9/20/20	No	Pens	Pens	Pens	Pens	Pens	Pens	Pens	Pens	Pens	Pens	Pens	Pens

74	3	0	wn			11														
BS2 75	Ivanpah 3		Female	205	226	9/20/2011	Yes	Pens	Pens	Pens	Recipient	Recipient	Recipient	Recipient	Recipient	Recipient	Recipient	Recipient	Recipient	Recipient
BS2 76	Ivanpah 3	221	Unknown	69	88	9/20/2011	No	Pens	Pens	Pens	Pens	Pens	Pens	Pens	Pens	Pens	Pens	Pens	Pens	Pens
BS2 77	Common East	210	Unknown	46	77	9/20/2011	No	Pens	Pens	Pens	Pens	Pens	Pens	Pens	Pens	Pens	Pens	Pens	Pens	Pens
BS2 78	Quarantine Pens		Unknown	42	42	9/21/2011	No	Pens	Pens	Pens	Moved permanently to MNP									
BS2 79	Quarantine Pens	209	Unknown	48	71	9/21/2011	No	Pens	Pens	Pens	Pens	Pens	Pens	Pens	Pens	Pens	Pens	Pens	Pens	Pens
BS2 80	Ivanpah 3	219	Unknown	85	111	9/21/2011	No	Pens	Pens	Pens	Pens	Pens	Pens	Pens	Pens	Pens	Pens	Pens	Pens	Pens
BS2 81	Quarantine Pens	209	Unknown	48	76	9/21/2011	No	Pens	Pens	Pens	Pens	Pens	Pens	Pens	Pens	Pens	Pens	Pens	Pens	Pens
BS2 82	Ivanpah 3	224	Unknown	90	119	9/21/2011	No	Pens	Pens	Pens	Pens	Pens	Pens	Pens	Pens	Pens	Pens	Pens	Pens	Pens
BS2 83	Ivanpah 2	214	Unknown	100	122	9/21/2011	No	Pens	Pens	Pens	Pens	Pens	Pens	Pens	Pens	Pens	Pens	Pens	Pens	Pens
BS2 84	Quarantine Pens	209	Unknown	43	79	9/22/2011	No	Pens	Pens	Pens	Pens	Pens	Pens	Pens	Pens	Pens	Pens	Pens	Pens	Pens
BS2 85	Ivanpah 3	204	Unknown	54	85	9/22/2011	No	Pens	Pens	Pens	Pens	Pens	Pens	Pens	Pens	Pens	Pens	Pens	Pens	Pens
BS2 86	Ivanpah 3	204	Unknown	63	94	9/22/2011	No	Pens	Pens	Pens	Pens	Pens	Pens	Pens	Pens	Pens	Pens	Pens	Pens	Pens
BS2 87	Ivanpah 2	214	Unknown	111	146	9/22/2011	No	Pens	Pens	Pens	Pens	Pens	Pens	Pens	Pens	Pens	Pens	Pens	Pens	Pens
BS2 88	Ivanpah 2	204	Unknown	58	84	9/23/2011	No	Pens	Pens	Pens	Pens	Pens	Pens	Pens	Pens	Pens	Pens	Pens	Pens	Pens
BS2 89	Ivanpah 3		Female	214	230	9/22/2011	Yes	Pens	Pens	Pens	Pens	Pens	Pens	Pens	Pens	Recipient (I-15 Pen)	Recipient (I-15 Pen)	Recipient (I-15 Pen)	Recipient (I-15 Pen)
BS2 90	Ivanpah 3		Female	170	200	9/25/2011	Yes	Pens	Pens	Pens	Recipient	Recipient	Recipient	Recipient	Recipient	Recipient	Recipient	Recipient	Recipient	Recipient
BS2 91	Ivanpah 3		Male	157	187	9/23/2011	Yes	Pens	Pens	Pens	Pens	Pens	Pens	Pens	Pens	Recipient (I-15 Pen)	Recipient (I-15 Pen)	Recipient (I-15 Pen)	Recipient (I-15 Pen)
BS2 92	Ivanpah 2	222	Unknown	103	110	9/24/2011	No	Pens	Pens	Pens	Pens	Pens	Pens	Pens	Pens	Pens	Pens	Pens	Pens	Pens
BS2 93	Ivanpah 3		Unknown	129	148	9/24/2011	Yes	Pens	Pens	Pens	Pens	Pens	Pens	Pens	Pens	Recipient (I-15 Pen)	Recipient (I-15 Pen)	Recipient (I-15 Pen)	Recipient (I-15 Pen)
BS2 94	Ivanpah 3		Unknown	125	136	9/24/2011	Yes	Pens	Pens	Pens	Pens	Pens	Pens	Pens	Pens	Recipient (I-15 Pen)	Recipient (I-15 Pen)	Recipient (I-15 Pen)	Recipient (I-15 Pen)

BS295	Ivanpah 2	219	Unknown	60	86	9/26/2011	No	Pens	Pens	Pens	Pens	Pens	Pens	Pens	Pens	Pens	Pens	Pens	Pens
BS296	Ivanpah 3	221	Unknown	70	93	9/26/2011	No	Pens	Pens	Pens	Pens	Pens	Pens	Pens	Pens	Pens	Pens	Pens	Pens
BS297	Quarantine Pens	209	Unknown	43	80	9/27/11	No	Pens	Pens	Pens	Pens	Pens	Pens	Pens	Pens	Pens	Pens	Pens	Pens
BS298	Ivanpah 3	221	Unknown	62	86	9/27/11	No	Pens	Pens	Pens	Pens	Pens	Pens	Pens	Pens	Pens	Pens	Pens	Pens
BS299	Quarantine Pens	209	Unknown	47	81	9/29/11	No	Pens	Pens	Pens	Pens	Pens	Pens	Pens	Pens	Pens	Pens	Pens	Pens
BS300	Ivanpah 3	210	Unknown	47	85	9/29/11	No	Pens	Pens	Pens	Pens	Pens	Pens	Pens	Pens	Pens	Pens	Pens	Pens
BS301	Ivanpah 3	210	Unknown	47	47	9/29/11	No	Missing	Missing	Missing	Missing	Missing	Missing	Missing	Missing	Missing	Missing	Missing	Missing
BS302	Ivanpah 3	204	Unknown	62	75	9/30/11	No	Pens	Pens	Pens	Pens	Pens	Pens	Pens	Pens	Pens	Pens	Pens	Pens
BS303	Ivanpah 3	220	Unknown	76	107	9/30/11	No	Pens	Pens	Pens	Pens	Pens	Pens	Pens	Pens	Pens	Pens	Pens	Pens
BS304	Ivanpah 3	221	Unknown	72	87	10/2/11	No	Pens	Pens	Pens	Pens	Pens	Pens	Pens	Pens	Pens	Pens	Pens	Pens
BS305	Ivanpah 3		Female	224	229	10/3/11	Yes	Pens	Pens	Pens	Recipient	Recipient	Recipient	Recipient	Recipient	Recipient	Recipient	Recipient	Recipient
BS306	Recipient Site		Unknown	133	145	10/3/11	No	Recipient	Recipient	Recipient	Recipient	Recipient	Recipient	Recipient	Recipient	Recipient	Recipient	Recipient	Recipient
BS307	Ivanpah 3	213	Unknown	64	94	10/3/11	No	Pens	Pens	Pens	Pens	Pens	Pens	Pens	Pens	Pens	Pens	Pens	Pens
BS308	Ivanpah 3	213	Unknown	62	87	10/4/11	No	Pens	Pens	Pens	Pens	Pens	Pens	Pens	Pens	Pens	Pens	Pens	Pens
BS309	Ivanpah 1		Unknown	60	60	10/4/11	No	Deceased (Oct 2011)											
BS310	Ivanpah 3		Male	277	274	10/4/11	Yes	Pens	Pens	Pens	Pens	Pens	Pens	Pens	Pens	Recipient (I-15 Pen)	Recipient (I-15 Pen)	Recipient (I-15 Pen)	Recipient (I-15 Pen)
BS311	Quarantine Pens		Unknown	38	38	9/4/11	No	Deceased (Oct 2011)											
BS312	Ivanpah 1		Unknown	65	65	10/6/11	No	Deceased (Oct 2011)											
BS313	Recipient Site		Unknown	156	164	10/7/11	No	Recipient	Recipient	Recipient	Recipient	Recipient	Recipient	Recipient	Recipient	Recipient	Deceased		
BS314	Recipient Site		Male	209	223	10/11/11	Yes	Recipient	Recipient	Recipient	Recipient	Recipient	Recipient	Recipient	Recipient	Recipient	Recipient	Recipient	Recipient
BS315	Recipient Site		Male	209	220	10/14/11	No	Recipient	Recipient	Recipient	Recipient (I-15 Pen)	Recipient (I-15 Pen)	Recipient (I-15 Pen)	Recipient (I-15 Pen)	Recipient (I-15 Pen)	Deceased			
BS3	Recipie		Male	280	281	10/13/1	Yes	Recipie	Recipie	Recipie	Recipient	Recipie	Recipie	Recipie	Recipie	Recipient	Recipie	Recipie	Recipie

16	nt Site					1		nt	nt	nt		nt	nt	nt	nt		nt	nt	nt
BS3 17	Recipient Site		Male	268	267	10/14/11	Yes	Recipient	Recipient	Recipient	Recipient	Recipient	Recipient	Recipient	Recipient	Recipient	Recipient	Recipient	Recipient
BS3 18	Recipient Site		Male	282	282	10/15/11	No	Recipient-NT	Recipient-NT	Recipient-NT	Recipient-NT	Recipient-NT	Recipient-NT	Recipient-NT	Recipient-NT	Recipient-NT	Recipient-NT	Recipient-NT	Recipient-NT
BS3 19	Recipient Site		Male	277	277	10/15/11	No	Recipient-NT	Recipient-NT	Recipient-NT	Recipient-NT	Recipient-NT	Recipient-NT	Recipient-NT	Recipient-NT	Recipient-NT	Recipient-NT	Recipient-NT	Recipient-NT
BS3 20	Recipient Site		Female	222	227	10/16/11	Yes	Recipient	Recipient	Recipient	Recipient (I-15 Pen)	Recipient (I-15 Pen)	Recipient (I-15 Pen)	Recipient (I-15 Pen)	Recipient (I-15 Pen)	Recipient (I-15 Pen)	Recipient (I-15 Pen)	Recipient (I-15 Pen)	Recipient (I-15 Pen)
BS3 21	Recipient Site		Female	235	237	10/15/11	Yes	Recipient	Recipient	Recipient	Recipient	Recipient	Recipient	Recipient	Recipient	Recipient	Recipient	Recipient	Recipient
BS3 22	Recipient Site		Female	220	220	10/15/11	No	Recipient-NT	Recipient-NT	Recipient-NT	Recipient-NT	Recipient-NT	Recipient-NT	Recipient-NT	Recipient-NT	Recipient-NT	Recipient-NT	Recipient-NT	Recipient-NT
BS3 23	Recipient Site		Female	219	220	10/15/11	Yes	Recipient	Recipient	Recipient	Recipient	Recipient	Recipient	Recipient	Recipient	Recipient	Recipient	Recipient	Recipient
BS3 24	Recipient Site		Female	207	208	10/15/11	Yes	Recipient	Recipient	Recipient	Recipient	Recipient	Recipient	Recipient	Recipient	Recipient	Recipient	Recipient	Recipient
BS3 25	Recipient Site		Male	267	267	10/15/11	No	Recipient-NT	Recipient-NT	Recipient-NT	Recipient-NT	Recipient-NT	Recipient-NT	Recipient-NT	Recipient-NT	Recipient-NT	Recipient-NT	Recipient-NT	Recipient-NT
BS3 26	Recipient Site		Unknown	97	97	10/15/11	No	Recipient-NT	Recipient-NT	Recipient-NT	Recipient-NT	Recipient-NT	Recipient-NT	Recipient-NT	Recipient-NT	Recipient-NT	Recipient-NT	Recipient-NT	Recipient-NT
BS3 27	Recipient Site		Female	219	237	10/15/11	Yes	Recipient	Recipient	Recipient	Recipient	Recipient	Recipient	Recipient	Recipient	Recipient	Recipient	Recipient	Recipient
BS3 28	Recipient Site		Male	251	256	10/16/11	Yes	Recipient	Recipient	Recipient	Recipient	Recipient	Recipient	Recipient	Recipient	Recipient	Recipient	Recipient	Recipient
BS3 29	Recipient Site		Male	265	265	10/16/11	No	Recipient-NT	Recipient-NT	Recipient-NT	Recipient-NT	Recipient-NT	Recipient-NT	Recipient-NT	Recipient-NT	Recipient-NT	Recipient-NT	Recipient-NT	Recipient-NT
BS3 30	Recipient Site		Male	251	251	10/16/11	No	Recipient-NT	Recipient-NT	Recipient-NT	Recipient-NT	Recipient-NT	Recipient-NT	Recipient-NT	Recipient-NT	Recipient-NT	Recipient-NT	Recipient-NT	Recipient-NT
BS3 31	Recipient Site		Male	260	260	10/16/11	No	Recipient-NT	Recipient-NT	Recipient-NT	Recipient-NT	Recipient-NT	Recipient-NT	Recipient-NT	Recipient-NT	Recipient-NT	Recipient-NT	Recipient-NT	Recipient-NT
BS3 32	Recipient Site		Male	300	300	10/16/11	No	Recipient-NT	Recipient-NT	Recipient-NT	Recipient-NT	Recipient-NT	Recipient-NT	Recipient-NT	Recipient-NT	Recipient-NT	Recipient-NT	Recipient-NT	Recipient-NT
BS3 33	Ivanpah 1	210	Unknown	43	81	10/17/11	No	Pens	Pens	Pens	Pens	Pens	Pens	Pens	Pens	Pens	Pens	Pens	Pens
BS3 34	Recipient Site		Female	225	224	10/17/11	Yes	Recipient	Recipient	Recipient	Recipient	Recipient	Recipient	Missing	Missing	Missing	Missing	Missing	Missing
BS3 35	Recipient Site		Male	271	270	10/17/11	Yes	Recipient	Recipient	Recipient	Recipient	Recipient	Recipient	Recipient	Recipient	Recipient	Recipient	Recipient	Recipient
BS3 36	Recipient Site		Unknown	104	138	10/19/11	Yes	Recipient	Recipient	Recipient	Recipient	Recipient	Recipient	Recipient	Recipient	Recipient	Recipient	Recipient	Recipient
BS3 37	Common East		Unknown	37	37	11/28/11	No	Deceased (Nov 2011)											
BS3 38	Ivanpah 2	220	Unknown	62	93	3/5/12	No			Pens	Pens	Pens	Pens	Pens	Pens	Pens	Pens	Pens	Pens
BS3 39	Recipient Site		Male	167	201	3/15/12	Yes			Recipient	Recipient	Recipient	Recipient	Recipient	Recipient	Recipient	Recipient	Recipient	Recipient
BS3	Ivanpah		Unkno	55	55	3/21/12	No			Deceas									

40	2		wn							ed										
BS3 41	Ivanpah 1	21 3	Unknown	70	87	4/3/12	No				Pens	Pens	Pens	Pens	Pens	Pens	Pens	Pens	Pens
BS3 42	Recipient Site		Unknown	68	97	4/9/12	Yes				Recipient	Recipient	Recipient	Recipient	Recipient	Recipient	Recipient	Recipient	Recipient
BS3 43	Ivanpah 1		Unknown	59	78	6/2/12	No						Pens	Pens	Pens	Pens	Pens	Pens	Pens
BS3 44	Recipient Site		Unknown	60	72	7/30/12	Yes							Recipient	Recipient	Recipient	Recipient	Recipient	Recipient
BS3 45	Recipient Site		Unknown	105	111	8/11/12	Yes								Recipient	Recipient	Recipient	Recipient	Recipient
BS3 46	Recipient Site		Unknown	73	93	8/30/12	Yes								Recipient	Recipient	Recipient	Recipient	Recipient
BS3 47	Ivanpah 3	20 8	Unknown	72	83	9/7/12	No									Pens	Pens	Pens	Pens
BS3 48	Ivanpah 2	20 8	Unknown	74	89	9/10/12	No									Pens	Pens	Pens	Pens
BS3 49	Recipient Site		Unknown	81	82	9/12/12	No									Recipient	Recipient	Recipient	Recipient
BS3 50	Ivanpah 3	20 6	Unknown	45	69	9/25/12	No									Pens	Pens	Pens	Pens
BS3 51	Ivanpah 3	22 4	Unknown	93	111	10/8/12	No										Pens	Pens	Pens
BS3 52	Ivanpah 3	22 4	Unknown	101	113	10/17/12	No										Pens	Pens	Pens
BS3 53	Recipient Site		Unknown	71	72	3/22/13	Yes												
BS3 54	Recipient Site		Unknown	82	102	3/26/13	Yes												
BS3 55	Ivanpah 1	20 6	Unknown	43	72	3/27/13	No												
BS3 56	Recipient Site		Unknown	78	79	4/14/13	No												
BS5 00	Control Site		Female	243	243	3/30/11	Yes	Control	Control	Control	Control	Control	Control	Control	Control	Control	Control	Control	Control
BS5 01	Control Site		Female	189	195	4/1/11	Yes	Control	Control	Control	Control	Control	Control	Control	Control	Control	Control	Control	Control
BS5 02	Control Site		Female	217	214	4/1/11	Yes	Control	Control	Control	Control	Control	Control	Control	Control	Control	Control	Control	Control
BS5 03	Control Site		Male	238	243	4/1/11	Yes	Control	Control	Control	Control	Control	Control	Control	Control	Control	Control	Control	Control
BS5 04	Control Site		Female	198	214	4/2/11	Yes	Control	Control	Control	Control	Control	Control	Control	Control	Control	Control	Control	Control
BS5 05	Control Site		Male	213	226	4/1/11	No	Control	Control	Control	Control	Control	Control	Control	Control	Control	Control	Control	Control
BS5 06	Control Site		Male	252	255	4/1/11	Yes	Control	Control	Control	Control	Control	Control	Control	Control	Control	Control	Control	Control
BS5 07	Control Site	53	Female	221	226	4/1/11	No	Husbandry Facility	Husbandry Facility	Husbandry Facility	Pens	Pens	Pens	Pens	Pens	Pens	Pens	Pens	Pens

BS508	Control Site	Male	237	242	4/1/11	Yes	Control	Control	Control	Control	Control	Control	Control	Control	Control	Control	Control	Control
BS509	Control Site	Male	169	217	4/2/11	Yes	Control	Control	Control	Control	Control	Control	Control	Control	Control	Control	Control	Control
BS510	Control Site	Male	256	267	4/1/11	Yes	Control	Control	Control	Control	Control	Control	Control	Control	Control	Control	Control	Control
BS511	Control Site	Female	221	225	4/1/11	Yes	Control	Control	Control	Control	Control	Control	Control	Control	Control	Control	Control	Control
BS512	Control Site	Male	272	276	4/1/11	Yes	Control	Control	Control	Control	Control	Control	Control	Control	Control	Control	Control	Control
BS513	Control Site	Female	225	229	4/1/11	Yes	Control	Control	Control	Control	Control	Control	Control	Control	Control	Control	Control	Control
BS514	Control Site	Female	158	207	4/1/11	Yes	Control	Control	Control	Control	Control	Control	Control	Control	Control	Control	Control	Control
BS515	Control Site	Female	213	215	4/1/11	Yes	Control	Control	Control	Control	Control	Control	Control	Control	Control	Control	Control	Control
BS516	Control Site	Unknown	48	48	4/2/11	No	Control-NT	Control-NT	Control-NT	Control-NT	Control-NT	Control-NT	Control-NT	Control-NT	Control-NT	Control-NT	Control-NT	Control-NT
BS517	Control Site	Male	220	238	4/1/11	Yes	Control	Control	Control	Control	Control	Control	Control	Control	Control	Control	Control	Control
BS518	Control Site	Unknown	122	144	4/1/11	No	Control	Control	Control	Control	Control	Control	Control	Control	Control	Control	Control	Control
BS519	Control Site	Female	206	209	4/1/11	Yes	Control	Control	Control	Control	Control	Control	Control	Control	Control	Control	Control	Control
BS520	Control Site	Unknown	130	152	4/1/11	No	Control	Control	Control	Control	Control	Control	Control	Control	Control	Control	Control	Control
BS521	Control Site	Unknown	137	171	4/2/11	Yes	Control	Control	Control	Control	Control	Control	Control	Control	Control	Control	Control	Control
BS522	Control Site	Male	269	266	4/1/11	Yes	Control	Control	Control	Control	Control	Control	Control	Control	Control	Control	Control	Control
BS523	Control Site	Female	225	228	4/2/11	Yes	Control	Control	Control	Control	Control	Control	Control	Control	Control	Control	Control	Control
BS524	Control Site	Male	257	259	4/1/11	Yes	Control	Control	Control	Control	Control	Control	Control	Control	Control	Control	Control	Control
BS525	Control Site	Unknown	49	49	4/2/11	No	Control-NT	Control-NT	Control-NT	Control-NT	Control-NT	Control-NT	Control-NT	Control-NT	Control-NT	Control-NT	Control-NT	Control-NT
BS526	Control Site	Unknown	88	88	4/2/11	No	Control-NT	Control-NT	Control-NT	Control-NT	Control-NT	Control-NT	Control-NT	Control-NT	Control-NT	Control-NT	Control-NT	Control-NT
BS527	Control Site	Female	202	216	4/1/11	Yes	Control	Control	Control	Control	Control	Control	Control	Missing	Missing	Missing	Missing	Missing
BS528	Control Site	Unknown	65	65	4/2/11	No	Control-NT	Control-NT	Control-NT	Control-NT	Control-NT	Control-NT	Control-NT	Control-NT	Control-NT	Control-NT	Control-NT	Control-NT
BS529	Control Site	Male	233	237	4/2/11	Yes	Control	Control	Control	Control	Control	Control	Control	Control	Control	Control	Control	Control
BS530	Control Site	Male	205	225	4/1/11	Yes	Control	Control	Control	Control	Control	Control	Control	Control	Control	Control	Control	Control
BS531	Control Site	Female	203	204	4/1/11	Yes	Control	Control	Control	Control	Control	Control	Control	Control	Control	Control	Control	Control
BS532	Control Site	Female	203	207	4/1/11	Yes	Control	Control	Control	Control	Control	Control	Control	Control	Control	Control	Control	Control

BS533	Control Site	Female	200	210	4/2/11	Yes	Control	Control	Control	Control	Control	Control	Control	Control	Control	Control	Control	Control
BS534	Control Site	Male	226	226	4/2/11	Yes	Control	Control	Control	Control	Control	Control	Control	Control	Control	Control	Control	Control
BS535	Control Site	Male	238	238	4/2/11	Yes	Control	Control	Control	Control	Control	Control	Control	Control	Control	Control	Control	Control
BS536	Control Site	Unknown	122	147	4/2/11	Yes	Control	Control	Control	Control	Control	Control	Control	Control	Control	Control	Control	Control
BS537	Control Site	Male	236	238	4/3/11	Yes	Control	Control	Control	Control	Control	Control	Control	Control	Control	Control	Control	Control
BS538	Control Site	Female	216	223	4/3/11	Yes	Control	Control	Control	Control	Control	Control	Control	Control	Control	Control	Control	Control
BS539	Control Site	Male	240	243	10/8/11	Yes	Control	Control	Control	Control	Control	Control	Control	Control	Control	Control	Control	Control
BS540	Control Site	Male	198	210	10/8/11	Yes	Control	Control	Control	Control	Control	Control	Control	Control	Control	Control	Control	Control
BS541	Control Site	Male	249	248	10/8/11	Yes	Control	Control	Control	Control	Control	Control	Control	Control	Control	Control	Control	Control
BS542	Control Site	Male	270	272	10/8/11	Yes	Control	Control	Control	Control	Control	Control	Control	Control	Control	Control	Control	Control
BS543	Control Site	Female	241	245	10/8/11	Yes	Control	Control	Control	Control	Control	Control	Control	Control	Control	Control	Control	Control
BS544	Control Site	Male	214	212	10/9/11	No	Control	Control	Control	Control	Control	Control	Control	Control	Deceased			
BS545	Control Site	Female	197	207	10/8/11	Yes	Control	Control	Control	Control	Control	Control	Control	Control	Control	Control	Control	Control
BS546	Control Site	Male	218	219	10/9/11	Yes	Control	Control	Control	Control	Control	Control	Control	Control	Control	Control	Control	Control
BS547	Control Site	Female	225	225	10/9/11	No	Control-NT	Control-NT	Control-NT	Control-NT	Control-NT	Control-NT	Control-NT	Control-NT	Control-NT	Control-NT	Control-NT	Control-NT
BS548	Control Site	Unknown	86	101	10/9/11	Yes	Control	Control	Control	Control	Control	Control	Control	Control	Control	Control	Control	Control
BS549	Control Site	Male	217	220	10/9/11	Yes	Control	Control	Control	Control	Control	Control	Control	Control	Control	Control	Control	Control
BS550	Control Site	Male	278	276	10/9/11	Yes	Control	Control	Control	Control	Control	Control	Control	Control	Control	Control	Control	Control
BS551	Control Site	Male	266	271	10/9/11	Yes	Control	Control	Control	Control	Control	Control	Control	Control	Control	Control	Control	Control
BS552	Control Site	Male	285	284	10/9/11	Yes	Control	Control	Control	Control	Control	Control	Control	Control	Control	Control	Control	Control
BS553	Control Site	Male	256	260	10/9/11	Yes	Control	Control	Control	Control	Control	Control	Control	Control	Control	Control	Control	Control
BS554	Control Site	Female	216	219	10/10/11	Yes	Control	Control	Control	Control	Control	Control	Control	Control	Control	Control	Control	Control
BS555	Control Site	Female	222	223	10/10/11	Yes	Control	Control	Control	Control	Control	Control	Control	Control	Control	Control	Control	Control
BS556	Control Site	Female	157	188	10/9/11	Yes	Control	Control	Control	Control	Control	Control	Control	Control	Control	Control	Control	Control
BS557	Control Site	Unknown	133	132	10/11/11	Yes	Control	Control	Control	Control	Control	Control	Control	Missing	Missing	Missing	Missing	Missing

BS558	Control Site	Male	246	246	10/11/11	Yes	Control	Control	Control	Control	Control	Control	Control	Control	Control	Control	Control	Control
BS559	Control Site	Female	232	232	10/10/11	Yes	Control	Control	Control	Control	Control	Control	Control	Control	Control	Control	Control	Control
BS560	Control Site	Female	228	231	10/11/11	Yes	Control	Control	Control	Control	Control	Control	Control	Control	Control	Control	Control	Control
BS561	Control Site	Unknown	160	173	10/11/11	Yes	Control	Control	Control	Control	Control	Control	Control	Control	Control	Control	Control	Control
BS562	Control Site	Unknown	118	146	10/11/11	Yes	Control	Control	Control	Control	Control	Control	Control	Control	Control	Control	Control	Control
BS563	Control Site	Male	267	272	10/11/11	Yes	Control	Control	Control	Control	Control	Control	Control	Control	Control	Control	Control	Control
BS564	Control Site	Male	265	263	10/11/11	Yes	Control	Control	Control	Control	Control	Control	Control	Control	Control	Control	Control	Control
BS565	Control Site	Male	249	255	10/11/11	Yes	Control	Control	Control	Control	Control	Control	Control	Control	Control	Control	Control	Control
BS566	Control Site	Female	211	233	10/11/11	Yes	Control	Control	Control	Control	Control	Control	Control	Control	Control	Control	Control	Control
BS567	Control Site	Male	266	262	10/11/11	Yes	Control	Control	Control	Control	Control	Control	Control	Control	Control	Control	Control	Control
BS568	Control Site	Female	186	196	10/11/11	Yes	Control	Control	Control	Control	Control	Control	Control	Control	Control	Control	Control	Control
BS569	Control Site	Female	235	233	10/11/11	Yes	Control	Control	Control	Control	Control	Control	Control	Control	Control	Control	Control	Control
BS570	Control Site	Male	260	257	10/11/11	Yes	Control	Control	Control	Control	Control	Control	Control	Control	Control	Control	Control	Control
BS571	Control Site	Male	256	257	10/11/11	Yes	Control	Control	Control	Control	Control	Control	Control	Control	Control	Control	Control	Control
BS572	Control Site	Female	236	235	10/11/11	Yes	Control	Control	Control	Control	Control	Control	Control	Control	Control	Control	Control	Control
BS573	Control Site	Male	248	250	10/11/11	Yes	Control	Control	Control	Control	Control	Control	Control	Control	Control	Control	Control	Control
BS574	Control Site	Unknown	167	171	10/12/11	No	Control	Control	Control	Control	Control	Control	Control	Control	Control	Control	Control	Control
BS575	Control Site	Male	260	259	10/12/11	Yes	Control	Control	Control	Control	Control	Control	Control	Control	Control	Control	Control	Control
BS576	Control Site	Female	242	241	10/12/11	Yes	Control	Control	Control	Control	Control	Control	Control	Control	Control	Control	Control	Control
BS577	Control Site	Female	220	226	10/12/11	Yes	Control	Control	Control	Control	Control	Control	Control	Control	Control	Control	Control	Control
BS578	Control Site	Male	268	268	10/12/11	Yes	Control	Control	Control	Control	Control	Control	Control	Control	Control	Control	Control	Control
BS579	Control Site	Male	217	217	10/12/11	Yes	Control	Control	Control	Control	Control	Control	Control	Control	Control	Control	Control	Control
BS580	Control Site	Unknown	133	161	10/12/11	Yes	Control	Control	Control	Control	Control	Control	Control	Control	Control	Control	Control	Control
BS581	Control Site	Unknown	100	101	10/12/11	No	Control	Control	Control	Control	Control	Missing	Missing	Missing	Missing	Missing	Missing	Missing
BS582	Control Site	Female	226	230	10/12/11	Yes	Control	Control	Control	Control	Control	Control	Control	Control	Control	Control	Control	Control

BS583	Control Site	Female	215	215	10/12/11	Yes	Control	Control	Control	Control	Control	Control	Control	Control	Control	Control	Control	Control
BS584	Control Site	Unknown	133	134	10/13/11	No	Control	Control	Control	Control	Control	Control	Control	Deceased				
BS585	Control Site	Unknown	80	78	10/13/11	Yes	Control	Control	Control	Control	Control	Missing	Missing	Missing	Missing	Missing	Missing	Missing
BS586	Control Site	Male	274	276	10/13/11	Yes	Control	Control	Control	Control	Control	Control	Control	Control	Control	Control	Control	Control
BS587	Control Site	Unknown	107	129	10/13/11	Yes	Control	Control	Control	Control	Control	Control	Control	Control	Control	Control	Control	Control
BS588	Control Site	Unknown	138	169	10/13/11	Yes	Control	Control	Control	Control	Control	Control	Control	Control	Control	Control	Control	Control
BS589	Control Site	Male	237	238	10/13/11	Yes	Control	Control	Control	Control	Control	Control	Control	Control	Control	Control	Control	Control
BS590	Control Site	Male	272	275	10/13/11	Yes	Control	Control	Control	Control	Control	Control	Control	Control	Control	Control	Control	Control
BS591	Control Site	Female	216	222	10/13/11	Yes	Control	Control	Control	Control	Control	Control	Control	Control	Control	Control	Control	Control
BS592	Control Site	Unknown	115	153	10/13/11	Yes	Control	Control	Control	Control	Control	Control	Control	Control	Control	Control	Control	Control
BS593	Control Site	Female	218	220	10/13/11	Yes	Control	Control	Control	Control	Control	Control	Control	Control	Control	Control	Control	Control
BS594	Control Site	Male	182	183	10/13/11	Yes	Control	Control	Control	Control	Control	Control	Missing	Missing	Missing	Missing	Missing	Missing
BS595	Control Site	Female	216	224	10/13/11	Yes	Control	Control	Control	Control	Control	Control	Control	Control	Control	Control	Control	Control
BS596	Control Site	Female	235	234	10/14/11	Yes	Control	Control	Control	Control	Control	Control	Control	Control	Control	Control	Control	Control
BS597	Control Site	Male	268	268	10/13/11	Yes	Control	Control	Control	Control	Control	Control	Control	Control	Control	Control	Control	Control
BS598	Control Site	Female	234	237	10/14/11	Yes	Control	Control	Control	Control	Control	Control	Control	Control	Control	Control	Control	Control
BS599	Control Site	Female	215	218	10/13/11	Yes	Control	Control	Control	Control	Control	Control	Control	Control	Control	Control	Control	Control
BS600	Control Site	Male	254	257	10/13/11	Yes	Control	Control	Control	Control	Control	Control	Control	Control	Control	Control	Control	Control
BS601	Control Site	Unknown	90	91	10/14/11	No	Control	Control	Control	Control	Deceased							
BS602	Control Site	Male	207	209	10/14/11	Yes	Control	Control	Control	Control	Control	Control	Control	Control	Control	Control	Control	Control
BS603	Control Site	Unknown	109	108	10/14/11	No	Control	Control	Control	Control	Deceased							
BS604	Control Site	Female	189	196	10/14/11	Yes	Control	Control	Control	Control	Control	Control	Control	Control	Control	Control	Control	Control
BS605	Control Site	Female	219	219	10/14/11	Yes	Control	Control	Control	Control	Control	Control	Control	Control	Control	Control	Control	Control
BS606	Control Site	Male	198	212	10/14/11	Yes	Control	Control	Control	Control	Control	Control	Control	Control	Control	Control	Control	Control
BS607	Control Site	Unknown	88	106	10/14/11	Yes	Control	Control	Control	Control	Control	Control	Control	Control	Control	Control	Control	Control

BS608	Control Site	Male	243	241	10/14/11	Yes	Control	Control	Control	Control	Control	Control	Control	Control	Control	Control	Control	Control
BS609	Control Site	Male	241	249	10/14/11	Yes	Control	Control	Control	Control	Control	Control	Control	Control	Control	Control	Control	Control
BS610	Control Site	Unknown	152	179	10/14/11	Yes	Control	Control	Control	Control	Control	Control	Control	Control	Control	Control	Control	Control
BS611	Control Site	Unknown	104	127	10/15/11	Yes	Control	Control	Control	Control	Control	Control	Control	Control	Control	Control	Control	Control
BS612	Control Site	Unknown	81	109	10/15/11	Yes	Control	Control	Control	Control	Control	Control	Control	Control	Control	Control	Control	Control
BS613	Control Site	Female	224	221	10/15/11	Yes	Control	Control	Control	Control	Control	Control	Control	Control	Control	Control	Control	Control
BS614	Control Site	Male	271	272	10/15/11	Yes	Control	Control	Control	Control	Control	Control	Control	Control	Control	Control	Control	Control
BS615	Control Site	Male	284	281	10/15/11	Yes	Control	Control	Control	Control	Control	Control	Control	Control	Control	Control	Control	Control
BS616	Control Site	Female	240	244	10/15/11	Yes	Control	Control	Control	Control	Control	Control	Control	Control	Control	Control	Control	Control
BS617	Control Site	Male	179	206	10/15/11	Yes	Control	Control	Control	Control	Control	Control	Control	Control	Control	Control	Control	Control
BS618	Control Site	Male	274	275	10/15/11	Yes	Control	Control	Control	Control	Control	Control	Control	Control	Control	Control	Control	Control
BS619	Control Site	Female	221	219	10/9/11	Yes	Control	Control	Control	Control	Control	Control	Control	Control	Control	Control	Control	Control
BS620	Control Site	Female	187	191	10/15/11	Yes	Control	Control	Control	Control	Control	Control	Control	Control	Control	Control	Control	Control
BS621	Control Site	Female	199	201	10/15/11	Yes	Control	Control	Control	Control	Control	Control	Control	Control	Control	Control	Control	Control
BS622	Control Site	Unknown	76	96	10/15/11	Yes	Control	Control	Control	Control	Control	Control	Control	Control	Control	Control	Control	Control
BS623	Control Site	Female	223	226	10/15/11	Yes	Control	Control	Control	Control	Control	Control	Control	Control	Control	Control	Control	Control
BS624	Control Site	Unknown	99	128	10/15/11	Yes	Control	Control	Control	Control	Control	Control	Control	Control	Control	Control	Control	Control
BS625	Control Site	Male	272	271	10/15/11	Yes	Control	Control	Control	Control	Control	Control	Control	Control	Control	Control	Control	Control
BS626	Control Site	Unknown	173	173	10/16/11	Yes	Control	Control	Control	Control	Control	Control	Control	Missing	Missing	Missing	Missing	Missing
BS627	Control Site	Unknown	61	70	10/16/11	Yes	Control	Control	Control	Control	Control	Control	Control	Control	Control	Control	Control	Control
BS628	Control Site	Male	226	229	10/16/11	Yes	Control	Control	Control	Control	Control	Control	Control	Control	Control	Control	Control	Control
BS629	Control Site	Unknown	150	176	10/16/11	Yes	Control	Control	Control	Control	Control	Control	Control	Control	Control	Control	Control	Control
BS630	Control Site	Male	143	187	10/16/11	Yes	Control	Control	Control	Control	Control	Control	Control	Control	Control	Control	Control	Control
BS631	Control Site	Female	222	221	10/16/11	Yes	Control	Control	Control	Control	Control	Control	Control	Control	Control	Control	Control	Control
BS632	Control Site	Unknown	93	120	10/16/11	Yes	Control	Control	Control	Control	Control	Control	Control	Control	Control	Control	Control	Control

BS633	Control Site	Unknown	67	94	10/16/11	Yes	Control	Control	Control	Control	Control	Control	Control	Control	Control	Control	Control	Control
BS634	Control Site	Unknown	130	155	10/16/11	Yes	Control	Control	Control	Control	Control	Control	Control	Control	Control	Control	Control	Control
BS635	Control Site	Female	159	187	10/16/11	Yes	Control	Control	Control	Control	Control	Control	Control	Control	Control	Control	Control	Control
BS636	Control Site	Female	271	272	10/16/11	Yes	Control	Control	Control	Control	Control	Control	Control	Control	Control	Control	Control	Control
BS637	Control Site	Unknown	121	129	10/16/11	No	Control	Control	Deceased									
BS638	Control Site	Male	260	249	10/16/11	Yes	Control	Control	Control	Control	Control	Control	Control	Control	Control	Control	Control	Control
BS639	Control Site	Male	210	219	10/16/11	Yes	Control	Control	Control	Control	Control	Control	Control	Control	Control	Control	Control	Control
BS640	Control Site	Unknown	76	94	10/17/11	Yes	Control	Control	Control	Control	Control	Control	Control	Control	Control	Control	Control	Control
BS641	Control Site	Male	232	234	10/16/11	Yes	Control	Control	Control	Control	Control	Control	Control	Control	Control	Control	Control	Control
BS642	Control Site	Female	200	196	10/17/11	Yes	Control	Control	Control	Control	Control	Control	Control	Control	Control	Control	Control	Control
BS643	Control Site	Male	221	225	10/17/11	Yes	Control	Control	Control	Control	Control	Control	Control	Control	Control	Control	Control	Control
BS644	Control Site	Male	265	266	10/17/11	Yes	Control	Control	Control	Control	Control	Control	Control	Control	Control	Control	Control	Control
BS645	Control Site	Male	269	273	10/17/11	Yes	Control	Control	Control	Control	Control	Control	Control	Control	Control	Control	Control	Control
BS646	Control Site	Female	227	228	10/17/11	Yes	Control	Control	Control	Control	Control	Control	Control	Control	Control	Control	Control	Control
BS647	Control Site	Unknown	93	110	10/17/11	Yes	Control	Control	Control	Control	Control	Control	Control	Control	Control	Control	Control	Control
BS648	Control Site	Male	261	260	10/17/11	Yes	Control	Control	Control	Control	Control	Control	Control	Control	Control	Control	Control	Control
BS649	Control Site	Female	246	252	10/17/11	Yes	Control	Control	Control	Control	Control	Control	Control	Control	Control	Control	Control	Control
BS650	Control Site	Male	264	270	10/17/11	Yes	Control	Control	Control	Control	Control	Control	Control	Control	Control	Control	Control	Control
BS651	Control Site	Male	247	247	10/17/11	Yes	Control	Control	Control	Control	Control	Control	Control	Control	Control	Control	Control	Control
BS652	Control Site	Male	234	237	10/17/11	Yes	Control	Control	Control	Control	Control	Control	Control	Control	Control	Control	Control	Control
BS653	Control Site	Male	196	210	10/17/11	Yes	Control	Control	Control	Control	Control	Control	Control	Control	Control	Control	Control	Control
BS654	Control Site	Unknown	152	175	10/15/11	Yes	Control	Control	Control	Control	Control	Control	Control	Control	Control	Control	Control	Control
BS655	Control Site	Unknown	88	94	10/18/11	No	Control	Control	Control	Control	Control	Control	Control	Control	Deceased			

Table 4. Desert Tortoise Master List for all Tortoises Encountered and Marked Between January 1, 2013 and May 31, 2013.

Tort ID	Initial Process Location (GIS)	Pen #	Sex	Initial MCL	Recent MCL	Initial Process Date	Transmitter (Yes/No)	2013 Jan	Feb	Mar	Apr	May	Jun	Jul	Aug	Sep	Oct
BS01	Ivanpah 1		Female	184	220	10/9/10	Yes	Recipient (I-15 Pen)	Recipient (I-15 Pen)	Recipient (I-15 Pen)	Recipient (I-15 Pen)	Recipient (I-15 Pen)	Recipient (I-15 Pen)	Recipient (I-15 Pen)	Recipient (I-15 Pen)	Recipient (I-15 Pen)	Recipient (I-15 Pen)
BS02	Ivanpah 1		Male	264	272	10/9/10	Yes	Recipient	Recipient	Recipient	Recipient	Recipient	Recipient	Recipient	Recipient	Recipient	Recipient
BS03	Common East		Female	227	233	10/10/10	No	Deceased (Aug 2011)									
BS04	Ivanpah 1		Male	252	260	10/10/10	Yes	Recipient	Recipient	Recipient	Recipient	Recipient	Recipient	Recipient	Recipient	Recipient	Recipient
BS05	Ivanpah 2		Male	216	237	10/7/10	Yes	Recipient	Recipient	Recipient	Recipient	Recipient	Recipient	Recipient	Recipient	Recipient	Recipient
BS06	Ivanpah 1		Male	257	272	10/12/10	Yes	Recipient	Recipient	Recipient	Recipient	Recipient	Recipient	Recipient	Recipient	Recipient	Recipient
BS07	Recipient Site		Unknown	94	126	10/12/10	Yes	Recipient	Recipient	Recipient	Recipient	Recipient	Recipient	Recipient	Recipient	Recipient	Recipient
BS08	Ivanpah 1		Female	209	210	10/12/10	Yes	Recipient	Recipient	Recipient	Recipient	Recipient	Recipient	Recipient	Recipient	Recipient	Recipient
BS09	Ivanpah 1		Male	253	260	10/14/10	Yes	Recipient	Recipient	Recipient	Recipient	Recipient	Recipient	Recipient	Recipient	Recipient	Recipient
BS10	Recipient Site		Male	277	280	10/14/10	Yes	Recipient	Recipient	Recipient	Recipient	Recipient	Recipient	Recipient	Recipient	Recipient	Recipient
BS11	Recipient Site		Female	199	220	10/16/10	Yes	Recipient	Recipient	Recipient	Recipient	Recipient	Recipient	Recipient	Recipient	Recipient	Recipient
BS12	Recipient Site		Female	209	222	10/16/10	Yes	Recipient	Recipient	Recipient	Recipient	Recipient	Recipient	Recipient	Recipient	Recipient	Recipient
BS13	Recipient Site		Male	245	245	10/19/10	Yes	Recipient	Recipient	Recipient	Recipient	Recipient	Recipient	Recipient	Recipient	Recipient	Recipient
BS14	Ivanpah 1		Female	224	234	10/19/10	Yes	Recipient	Recipient	Recipient	Recipient	Recipient	Recipient	Recipient	Recipient	Recipient	Recipient
BS15	Recipient Site		Male	190	218	10/19/10	Yes	Recipient	Recipient	Recipient	Recipient	Recipient	Recipient	Recipient	Recipient	Recipient	Recipient
BS16	Recipient Site		Female	224	230	10/19/10	Yes	Recipient	Recipient	Recipient	Recipient	Recipient	Recipient	Recipient	Recipient	Recipient	Recipient
BS17	Common East		Unknown	116	149	10/20/10	Yes	Recipient	Recipient	Recipient	Recipient	Recipient	Recipient	Recipient	Recipient	Recipient	Recipient
BS18	Ivanpah 1	34	Unknown	72	116	10/20/10	No	Pens	Pens	Pens	Pens	Pens	Pens	Pens	Pens	Pens	Pens
BS19	Recipient Site		Unknown	118	151	10/21/10	Yes	Recipient	Recipient	Recipient	Recipient	Recipient	Recipient	Recipient	Recipient	Recipient	Recipient
BS20	Ivanpah 2		Female	215	215	10/20/10	No	Deceased (Oct 2010)									
BS21	Ivanpah 1		Male	241	248	10/21/10	Yes	Recipient	Recipient	Recipient	Recipient	Recipien	Recipien	Recipien	Recipien	Recipien	Recipien

												t	t	t	t	t	t
BS22	Ivanpah 1		Male	231	239	10/22/10	Yes	Recipient	Recipient	Recipient	Recipient	Recipient	Recipient	Recipient	Recipient	Recipient	Recipient
BS23	Recipient Site		Female	242	246	10/23/10	Yes	Recipient	Recipient	Recipient	Recipient	Recipient	Recipient	Recipient	Recipient	Recipient	Recipient
BS24	Common West		Male	184	220	10/25/10	Yes	Recipient	Recipient	Recipient	Recipient	Recipient	Recipient	Recipient	Recipient	Recipient	Recipient
BS25	Ivanpah 1		Female	168	214	10/26/10	Yes	Recipient	Recipient	Recipient	Recipient	Recipient	Recipient	Recipient	Recipient	Recipient	Recipient
BS26	Ivanpah 1		Unknown	123	142	10/27/10	No	Deceased (Apr 2012)									
BS27	Common East		Female	232	233	10/19/10	Yes	Recipient	Recipient	Recipient	Recipient	Recipient	Recipient	Recipient	Recipient	Recipient	Recipient
BS28	Ivanpah 1		Female	217	224	10/28/10	Yes	Recipient	Recipient	Recipient	Recipient	Recipient	Recipient	Recipient	Recipient	Recipient	Recipient
BS29	Ivanpah 1		Male	265	248	10/28/10	Yes	Recipient (I-15 Pen)	Recipient (I-15 Pen)	Recipient (I-15 Pen)	Recipient (I-15 Pen)	Recipient (I-15 Pen)	Recipient (I-15 Pen)	Recipient (I-15 Pen)	Recipient (I-15 Pen)	Recipient (I-15 Pen)	Recipient (I-15 Pen)
BS30	Recipient Site		Male	243	255	10/29/10	Yes	Recipient	Recipient	Recipient	Recipient	Recipient	Recipient	Recipient	Recipient	Recipient	Recipient
BS31	Ivanpah 1		Female	133	195	10/29/10	Yes	Recipient	Recipient	Recipient	Recipient	Recipient	Recipient	Recipient	Recipient	Recipient	Recipient
BS32	Ivanpah 1		Male	252	257	10/29/10	Yes	Recipient (I-15 Pen)	Recipient (I-15 Pen)	Recipient (I-15 Pen)	Recipient (I-15 Pen)	Recipient (I-15 Pen)	Recipient (I-15 Pen)	Recipient (I-15 Pen)	Recipient (I-15 Pen)	Recipient (I-15 Pen)	Recipient (I-15 Pen)
BS33	Recipient Site		Female	228	230	10/29/10	Yes	Recipient	Recipient	Recipient	Recipient	Recipient	Recipient	Recipient	Recipient	Recipient	Recipient
BS34	Ivanpah 1		Female	214	221	10/29/10	No	Deceased (Aug 2012)									
BS35	Ivanpah 1		Unknown	143	172	10/29/10	No	Deceased (Jul 2012)									
BS36	Ivanpah 1		Male	150	194	10/30/10	No	Recipient	Recipient	Recipient	Recipient	Recipient	Missing	Missing	Missing	Missing	Missing
BS37	Ivanpah 2		Male	243	264	10/30/10	Yes	Recipient (I-15 Pen)	Recipient (I-15 Pen)	Recipient (I-15 Pen)	Recipient (I-15 Pen)	Recipient (I-15 Pen)	Recipient (I-15 Pen)	Recipient (I-15 Pen)	Recipient (I-15 Pen)	Recipient (I-15 Pen)	Recipient (I-15 Pen)
BS38	Ivanpah 1		Female	223	235	10/30/10	No	Recipient	Recipient	Recipient	Recipient	Deceased					
BS39	Ivanpah 1	34	Unknown	61	104	11/1/10	No	Pens	Pens	Pens	Pens	Pens	Pens	Pens	Pens	Pens	Pens
BS40	Ivanpah 1	34	Unknown	69	115	11/1/10	No	Pens	Pens	Pens	Pens	Pens	Pens	Pens	Pens	Pens	Pens
BS41	Ivanpah 1		Unknown	118	180	11/1/10	Yes	Recipient	Recipient	Recipient	Recipient	Recipient	Recipient	Recipient	Recipient	Recipient	Recipient
BS42	Ivanpah 1	18	Unknown	53	104	12/17/10	No	Pens	Pens	Pens	Pens	Pens	Pens	Pens	Pens	Pens	Pens
BS43	Ivanpah 1	18	Unknow	46	99	12/20/10	No	Pens	Pens	Pens	Pens	Pens	Pens	Pens	Pens	Pens	Pens

			n															
BS44	Ivanpah 1		Female	194	219	2/16/11	Yes	Recipient	Recipient	Recipient	Recipient	Recipient	Recipient	Recipient	Recipient	Recipient	Recipient
BS45	Recipient Site		Female	223	225	3/5/11	Yes	Recipient	Recipient	Recipient	Recipient	Recipient	Recipient	Recipient	Recipient	Recipient	Recipient
BS46	Ivanpah 3		Female	209	227	3/5/11	Yes	Recipient	Recipient	Recipient	Recipient	Recipient	Recipient	Recipient	Recipient	Recipient	Recipient
BS47	Ivanpah 3		Female	242	238	3/8/11	Yes	Recipient	Recipient	Recipient	Recipient	Recipient	Recipient	Recipient	Recipient	Recipient	Recipient
BS48	Ivanpah 2	34	Unknown	86	107	3/9/11	No	Pens	Pens	Pens	Pens	Pens	Pens	Pens	Pens	Pens	Pens
BS49	Ivanpah 3		Male	209	235	3/9/11	Yes	Recipient	Recipient	Recipient	Recipient	Recipient	Recipient	Recipient	Recipient	Recipient	Recipient
BS50	Ivanpah 3		Male	204	225	3/9/11	Yes	Recipient	Recipient	Recipient	Recipient	Recipient	Recipient	Recipient	Recipient	Recipient	Recipient
BS51	Ivanpah 3		Male	234	243	3/10/11	Yes	Recipient	Recipient	Recipient	Missing	Missing	Missing	Missing	Missing	Missing	Missing
BS52	Ivanpah 3		Male	176	224	3/10/11	Yes	Recipient	Recipient	Recipient	Recipient	Recipient	Recipient	Recipient	Recipient	Recipient	Recipient
BS53	Common East	18	Unknown	46	98	3/10/11	No	Pens	Pens	Pens	Pens	Pens	Pens	Pens	Pens	Pens	Pens
BS54	Ivanpah 3	18	Unknown	47	47	3/12/11	No	Missing	Missing	Missing	Missing	Missing	Missing	Missing	Missing	Missing	Missing
BS55	Recipient Site		Female	226	242	3/12/11	Yes	Recipient	Recipient	Recipient	Recipient	Recipient	Recipient	Recipient	Recipient	Recipient	Recipient
BS56	Recipient Site		Female	236	235	3/14/11	Yes	Recipient	Recipient	Recipient	Recipient	Recipient	Recipient	Recipient	Recipient	Recipient	Recipient
BS57	Ivanpah 3		Female	218	221	3/14/11	Yes	Recipient	Recipient	Recipient	Recipient	Recipient	Recipient	Recipient	Recipient	Recipient	Recipient
BS58	Ivanpah 3		Unknown	138	176	3/15/11	Yes	Recipient (I-15 Pen)	Recipient (I-15 Pen)	Recipient (I-15 Pen)	Recipient (I-15 Pen)	Recipient (I-15 Pen)	Recipient (I-15 Pen)	Recipient (I-15 Pen)	Recipient (I-15 Pen)	Recipient (I-15 Pen)	Recipient (I-15 Pen)
BS59	Ivanpah 3		Unknown	67	92	3/15/11	No	Moved permanently to OSP (Sep 2012)									
BS60	Recipient Site		Female	173	182	3/15/11	No	Recipient	Recipient	Recipient	Deceased						
BS61	Ivanpah 2		Female	217	224	3/15/11	Yes	Recipient	Recipient	Recipient	Recipient	Recipient	Recipient	Recipient	Recipient	Recipient	Recipient
BS62	Ivanpah 3		Male	200	225	3/15/11	Yes	Recipient	Recipient	Recipient	Recipient	Recipient	Recipient	Recipient	Recipient	Recipient	Recipient
BS63	Ivanpah 3	204	Unknown	40	94	3/16/11	No	Pens	Pens	Pens	Pens	Pens	Pens	Pens	Pens	Pens	Pens
BS64	Ivanpah 3		Female	199	207	3/16/11	Yes	Recipient	Recipient	Recipient	Recipient	Recipient	Recipient	Recipient	Recipient	Recipient	Recipient
BS65	Ivanpah 3		Female	210	211	3/16/11	Yes	Recipient	Recipient	Recipient	Recipient	Recipient	Recipient	Recipient	Recipient	Recipient	Recipient
BS66	Ivanpah 3		Female	190	227	3/16/11	Yes	Recipient	Recipient	Recipient	Recipient	Recipient	Recipient	Recipient	Recipient	Recipient	Recipient
BS67	Ivanpah 2	34	Unknown	71	123	3/16/11	No	Pens	Pens	Pens	Pens	Pens	Pens	Pens	Pens	Pens	Pens
BS68	Ivanpah 2		Male	265	263	3/16/11	Yes	Recipient	Recipient	Recipient	Recipient	Recipien	Recipien	Recipien	Recipien	Recipien	Recipien

												t	t	t	t	t	t
BS69	Ivanpah 3		Male	251	259	3/16/11	Yes	Recipient	Recipient	Recipient	Recipient	Recipient	Recipient	Recipient	Recipient	Recipient	Recipient
BS70	Recipient Site		Unknown	131	159	3/17/11	Yes	Recipient	Recipient	Recipient	Recipient	Recipient	Recipient	Recipient	Recipient	Recipient	Recipient
BS71	Ivanpah 3		Female	216	215	3/17/11	Yes	Recipient	Recipient	Recipient	Recipient	Recipient	Recipient	Recipient	Recipient	Recipient	Recipient
BS72	Ivanpah 2	34	Unknown	57	99	3/21/11	No	Pens	Pens	Pens	Pens	Pens	Pens	Pens	Pens	Pens	Pens
BS73	Ivanpah 3		Unknown	47	47	3/22/11	No	Deceased (Mar 2011)									
BS74	Recipient Site		Male	176	217	3/21/11	Yes	Recipient	Recipient	Recipient	Recipient	Recipient	Recipient	Recipient	Recipient	Recipient	Recipient
BS75	Recipient Site		Unknown	83	106	3/22/11	Yes	Recipient	Recipient	Recipient	Recipient	Recipient	Recipient	Recipient	Recipient	Recipient	Recipient
BS76	Recipient Site		Female	226	228	3/23/11	Yes	Recipient	Recipient	Recipient	Recipient	Recipient	Recipient	Recipient	Recipient	Recipient	Recipient
BS77	Ivanpah 2		Female	228	224	3/23/11	Yes	Recipient	Recipient	Recipient	Recipient	Recipient	Recipient	Recipient	Recipient	Recipient	Recipient
BS78	Recipient Site		Male	248	257	3/28/11	Yes	Recipient	Recipient	Recipient	Recipient	Recipient	Recipient	Recipient	Recipient	Recipient	Recipient
BS79	Ivanpah 2		Female	243	243	3/28/11	Yes	Recipient	Recipient	Recipient	Recipient	Recipient	Recipient	Recipient	Recipient	Recipient	Recipient
BS80	Ivanpah 3		Male	255	257	3/28/11	Yes	Recipient	Recipient	Recipient	Recipient	Recipient	Recipient	Recipient	Recipient	Recipient	Recipient
BS81	Ivanpah 3		Male	254	257	3/28/11	No	Deceased (Sep 2012)									
BS82	Ivanpah 3	44	Male	217	236	3/28/11	No	Pens	Pens	Pens	Pens	Pens	Pens	Pens	Pens	Pens	Pens
BS83	Ivanpah 3		Male	257	257	3/29/11	No	Deceased (Apr 2011)									
BS84	Recipient Site		Male	237	246	3/30/11	Yes	Recipient	Recipient	Recipient	Recipient	Recipient	Recipient	Recipient	Recipient	Recipient	Recipient
BS85	Ivanpah 3		Unknown	136	153	3/30/11	No	Deceased (Sep 2012)									
BS86	Ivanpah 3		Male	251	254	3/30/11	Yes	Recipient	Recipient	Recipient	Recipient	Recipient	Recipient	Recipient	Recipient	Recipient	Recipient
BS87	Ivanpah 3	213	Unknown	72	102	3/30/11	No	Pens	Pens	Pens	Pens	Pens	Pens	Pens	Pens	Pens	Pens
BS88	Ivanpah 2		Male	272	269	3/30/11	Yes	Recipient	Recipient	Recipient	Recipient	Recipient	Recipient	Recipient	Recipient	Recipient	Recipient
BS89	Recipient Site		Male	250	263	3/30/11	Yes	Recipient	Recipient	Recipient	Recipient	Recipient	Recipient	Recipient	Recipient	Recipient	Recipient
BS90	Ivanpah 3		Male	270	270	3/30/11	Yes	Recipient	Recipient	Recipient	Recipient	Recipient	Recipient	Recipient	Recipient	Recipient	Recipient
BS91	Ivanpah 3		Female	235	235	3/30/11	Yes	Recipient	Recipient	Recipient	Recipient	Recipient	Recipient	Recipient	Recipient	Recipient	Recipient

BS92	Ivanpah 2		Male	269	269	3/31/11	Yes	Recipient	Recipient	Recipient	Recipient	Recipient	Recipient	Recipient	Recipient	Recipient	Recipient
BS93	Recipient Site		Male	292	292	3/31/11	Yes	Recipient	Recipient	Recipient	Recipient	Recipient	Recipient	Recipient	Recipient	Recipient	Recipient
BS94	Ivanpah 3		Male	211	236	3/31/11	Yes	Recipient (I-15 Pen)	Recipient (I-15 Pen)	Recipient (I-15 Pen)	Recipient (I-15 Pen)	Recipient (I-15 Pen)	Recipient (I-15 Pen)	Recipient (I-15 Pen)	Recipient (I-15 Pen)	Recipient (I-15 Pen)	Recipient (I-15 Pen)
BS95	Ivanpah 3		Female	245	247	3/31/11	Yes	Recipient	Recipient	Recipient	Recipient	Recipient	Recipient	Recipient	Recipient	Recipient	Recipient
BS96	Recipient Site		Female	213	221	4/1/11	Yes	Recipient	Recipient	Recipient	Recipient	Recipient	Recipient	Recipient	Recipient	Recipient	Recipient
BS97	Ivanpah 3		Male	203	217	3/31/11	Yes	Recipient	Recipient	Recipient	Recipient	Recipient	Recipient	Recipient	Recipient	Recipient	Recipient
BS98	Ivanpah 3	60	Unknown	102	114	4/1/11	No	Missing	Missing	Missing	Missing	Missing	Missing	Missing	Missing	Missing	Missing
BS99	Recipient Site		Male	157	201	4/2/11	Yes	Recipient	Recipient	Recipient	Recipient	Recipient	Recipient	Recipient	Recipient	Recipient	Recipient
BS100	Ivanpah 1		Male	249	256	10/12/10	Yes	Recipient	Recipient	Recipient	Recipient	Recipient	Recipient	Recipient	Recipient	Recipient	Recipient
BS101	Recipient Site		Male	273	277	10/14/10	Yes	Recipient	Recipient	Recipient	Recipient	Recipient	Recipient	Recipient	Recipient	Recipient	Recipient
BS102	Recipient Site		Male	270	269	10/14/10	Yes	Recipient	Recipient	Recipient	Recipient	Recipient	Recipient	Recipient	Recipient	Recipient	Recipient
BS103	Ivanpah 1		Male	246	250	10/15/10	Yes	Recipient	Recipient	Recipient	Recipient	Recipient	Recipient	Recipient	Recipient	Recipient	Recipient
BS104	Recipient Site		Male	265	265	10/15/10	No	Deceased (Oct 2010)									
BS105	Recipient Site		Male	253	262	4/2/11	Yes	Recipient	Recipient	Recipient	Recipient	Recipient	Recipient	Recipient	Recipient	Recipient	Recipient
BS106	Ivanpah 3	32	Unknown	68	103	4/2/11	No	Pens	Pens	Pens	Pens	Pens	Pens	Pens	Pens	Pens	Pens
BS107	Recipient Site		Female	232	236	3/31/11	Yes	Recipient	Recipient	Recipient	Recipient	Recipient	Recipient	Recipient	Recipient	Recipient	Recipient
BS108	Recipient Site		Male	264	272	4/1/11	Yes	Recipient	Recipient	Recipient	Recipient	Recipient	Recipient	Recipient	Recipient	Recipient	Recipient
BS109	Recipient Site		Male	267	270	4/2/11	Yes	Recipient	Recipient	Recipient	Recipient	Recipient	Recipient	Recipient	Recipient	Recipient	Recipient
BS110	Ivanpah 3		Male	270	270	4/2/11	Yes	Recipient	Recipient	Recipient	Recipient	Recipient	Recipient	Recipient	Recipient	Recipient	Recipient
BS111	Recipient Site		Female	227	228	4/3/11	Yes	Recipient	Recipient	Recipient	Recipient	Recipient	Recipient	Recipient	Recipient	Recipient	Recipient
BS112	Common West	18	Unknown	44	98	4/4/11	No	Pens	Pens	Pens	Pens	Pens	Pens	Pens	Pens	Pens	Pens
BS113	Recipient Site		Male	230	238	4/4/11	Yes	Recipient	Recipient	Recipient	Recipient	Recipient	Recipient	Recipient	Recipient	Recipient	Recipient
BS114	Ivanpah 3		Male	272	267	4/5/11	Yes	Recipient	Recipient	Recipient	Recipient	Recipient	Recipient	Recipient	Recipient	Recipient	Recipient
BS115	Ivanpah 3	32	Unknown	64	100	4/5/11	No	Pens	Pens	Pens	Pens	Pens	Pens	Pens	Pens	Pens	Pens

BS116	Ivanpah 3		Male	190	220	4/5/11	Yes	Recipient	Recipient	Recipient	Recipient	Recipient	Recipient	Recipient	Recipient	Recipient	Recipient
BS117	Ivanpah 2		Male	231	242	4/6/11	Yes	Recipient	Recipient	Recipient	Recipient	Recipient	Recipient	Recipient	Recipient	Recipient	Recipient
BS118	Recipient Site		Unknown	121	121	4/10/11	No	Deceased (Apr 2011)									
BS119	Recipient Site		Unknown	57	57	4/10/11	No	Recipient-NT	Recipient-NT	Recipient-NT	Recipient-NT	Recipient-NT	Recipient-NT	Recipient-NT	Recipient-NT	Recipient-NT	Recipient-NT
BS120	Recipient Site		Male	263	267	4/11/11	Yes	Recipient	Recipient	Recipient	Recipient	Recipient	Recipient	Recipient	Recipient	Recipient	Recipient
BS121	Recipient Site		Male	246	250	4/12/11	No	Deceased (Aug 2012)									
BS122	Ivanpah 3		Male	194	215	4/12/11	Yes	Recipient	Recipient	Recipient	Recipient	Recipient	Recipient	Recipient	Recipient	Recipient	Recipient
BS123	Ivanpah 1	32	Unknown	57	98	4/13/11	No	Pens	Pens	Pens	Pens	Pens	Pens	Pens	Pens	Pens	Pens
BS124	Recipient Site		Male	235	248	4/13/11	Yes	Recipient	Recipient	Recipient	Recipient	Recipient	Recipient	Recipient	Recipient	Recipient	Recipient
BS125	Recipient Site		Male	252	252	4/14/11	Yes	Recipient	Recipient	Recipient	Recipient	Recipient	Recipient	Recipient	Recipient	Recipient	Recipient
BS126	Recipient Site		Female	232	241	4/14/11	Yes	Recipient	Recipient	Recipient	Recipient	Recipient	Recipient	Recipient	Recipient	Recipient	Recipient
BS127	Recipient Site		Female	248	253	4/13/11	Yes	Recipient	Recipient	Recipient	Recipient	Recipient	Recipient	Recipient	Recipient	Recipient	Recipient
BS128	Recipient Site		Male	207	231	4/15/11	Yes	Recipient	Recipient	Recipient	Recipient	Recipient	Recipient	Recipient	Recipient	Recipient	Recipient
BS129	Recipient Site		Male	295	291	4/16/11	Yes	Recipient	Recipient	Recipient	Recipient	Recipient	Recipient	Recipient	Recipient	Recipient	Recipient
BS130	Recipient Site		Male	245	268	4/17/11	Yes	Recipient	Recipient	Recipient	Recipient	Recipient	Recipient	Recipient	Recipient	Recipient	Recipient
BS131	Recipient Site		Male	274	270	4/18/11	Yes	Recipient	Recipient	Recipient	Recipient	Recipient	Recipient	Recipient	Recipient	Recipient	Recipient
BS132	Recipient Site		Female	205	220	4/19/11	Yes	Recipient	Recipient	Recipient	Recipient	Recipient	Recipient	Recipient	Recipient	Recipient	Recipient
BS133	Recipient Site		Female	210	206	4/20/11	No	Missing	Missing	Missing	Missing	Missing	Missing	Missing	Missing	Missing	Missing
BS134	Recipient Site		Female	228	227	4/21/11	Yes	Husbandry Facility	Husbandry Facility	Husbandry Facility	Husbandry Facility	Recipient	Recipient	Recipient	Recipient	Recipient	Recipient
BS135	Recipient Site		Male	196	218	4/21/11	Yes	Recipient	Recipient	Recipient	Recipient	Recipient	Recipient	Recipient	Recipient	Recipient	Recipient
BS136	Recipient Site		Female	228	229	4/21/11	Yes	Recipient	Recipient	Recipient	Recipient	Recipient	Recipient	Recipient	Recipient	Recipient	Recipient
BS137	Recipient Site		Female	227	232	4/21/11	Yes	Recipient	Recipient	Recipient	Recipient	Recipient	Recipient	Recipient	Recipient	Recipient	Recipient
BS138	Recipient Site		Female	216	218	4/23/11	Yes	Recipient	Recipient	Recipient	Recipient	Recipient	Recipient	Recipient	Recipient	Recipient	Recipient
BS139	Recipient Site		Male	266	268	4/23/11	Yes	Recipient	Recipient	Recipient	Recipient	Recipient	Recipient	Recipient	Recipient	Recipient	Recipient

BS140	Recipient Site	Female	203	207	4/23/11	Yes	Recipient	Recipient	Recipient	Recipient	Recipient	Recipient	Recipient	Recipient	Recipient	Recipient
BS141	Ivanpah 2	Female	200	221	4/24/11	Yes	Recipient	Recipient	Recipient	Recipient	Recipient	Recipient	Recipient	Recipient	Recipient	Recipient
BS142	Recipient Site	Male	244	254	4/24/11	Yes	Recipient	Recipient	Recipient	Recipient	Recipient	Recipient	Recipient	Recipient	Recipient	Recipient
BS143	Recipient Site	Male	219	233	4/24/11	Yes	Recipient	Recipient	Recipient	Recipient	Recipient	Recipient	Recipient	Recipient	Recipient	Recipient
BS144	Recipient Site	Female	204	207	4/24/11	Yes	Recipient	Recipient	Recipient	Recipient	Recipient	Recipient	Recipient	Recipient	Recipient	Recipient
BS145	Recipient Site	Male	284	285	4/24/11	Yes	Recipient	Recipient	Recipient	Recipient	Recipient	Recipient	Recipient	Recipient	Recipient	Recipient
BS146	Recipient Site	Female	213	215	4/24/11	Yes	Recipient	Recipient	Recipient	Recipient	Recipient	Recipient	Recipient	Recipient	Recipient	Recipient
BS147	Recipient Site	Male	270	269	4/25/11	Yes	Recipient	Recipient	Recipient	Recipient	Recipient	Recipient	Recipient	Recipient	Recipient	Recipient
BS148	Recipient Site	Male	261	264	4/24/11	Yes	Recipient	Recipient	Recipient	Recipient	Recipient	Recipient	Recipient	Recipient	Recipient	Recipient
BS149	Recipient Site	Male	253	258	4/25/11	Yes	Recipient	Recipient	Recipient	Recipient	Recipient	Recipient	Recipient	Recipient	Recipient	Recipient
BS150	Recipient Site	Female	208	208	4/24/11	Yes	Recipient	Recipient	Recipient	Recipient	Recipient	Recipient	Recipient	Recipient	Recipient	Recipient
BS151	Recipient Site	Male	247	251	4/24/11	Yes	Recipient	Recipient	Recipient	Recipient	Recipient	Recipient	Recipient	Recipient	Recipient	Recipient
BS153	Recipient Site	Female	237	235	4/26/11	Yes	Recipient	Recipient	Recipient	Recipient	Recipient	Recipient	Recipient	Recipient	Recipient	Recipient
BS154	Recipient Site	Female	233	237	4/26/11	Yes	Recipient	Recipient	Recipient	Recipient	Recipient	Recipient	Recipient	Recipient	Recipient	Recipient
BS155	Recipient Site	Male	264	262	4/26/11	Yes	Recipient	Recipient	Recipient	Recipient	Recipient	Recipient	Recipient	Recipient	Recipient	Recipient
BS156	Recipient Site	Female	198	232	4/26/11	Yes	Recipient	Recipient	Recipient	Recipient	Recipient	Recipient	Recipient	Recipient	Recipient	Recipient
BS157	Ivanpah 2	Female	142	193	4/24/11	No	Recipient (I-15 Pen)	Recipient (I-15 Pen)	Recipient (I-15 Pen)	Recipient (I-15 Pen)	Recipient (I-15 Pen)	Recipient (I-15 Pen)	Recipient (I-15 Pen)	Recipient (I-15 Pen)	Missing	Missing
BS158	Recipient Site	Female	213	217	4/24/11	Yes	Recipient (I-15 Pen)	Recipient (I-15 Pen)	Recipient (I-15 Pen)	Recipient (I-15 Pen)	Recipient (I-15 Pen)	Recipient (I-15 Pen)	Recipient (I-15 Pen)	Recipient	Recipient	Recipient
BS159	Recipient Site	Female	248	248	4/24/11	Yes	Recipient	Recipient	Recipient	Recipient	Recipient	Recipient	Recipient	Recipient	Recipient	Recipient
BS160	Recipient Site	Male	252	250	4/27/11	Yes	Recipient	Recipient	Recipient	Recipient	Recipient	Recipient	Recipient	Recipient	Recipient	Recipient
BS161	Recipient Site	Female	227	238	4/27/11	Yes	Recipient	Recipient	Recipient	Recipient	Recipient	Recipient	Recipient	Recipient	Recipient	Recipient
BS162	Recipient Site	Female	231	233	4/28/11	Yes	Recipient	Recipient	Recipient	Recipient	Recipient	Recipient	Recipient	Recipient	Recipient	Recipient
BS163	Recipient Site	Male	201	213	4/28/11	Yes	Recipient	Recipient	Recipient	Recipient	Recipient	Recipient	Recipient	Recipient	Recipient	Recipient
BS164	Recipient Site	Male	315	313	4/25/11	Yes	Recipient	Recipient	Recipient	Recipient	Recipient	Recipient	Recipient	Recipient	Recipient	Recipient

BS165	Recipient Site		Male	251	250	4/28/11	Yes	Recipient	Recipient	Recipient	Recipient	Recipient	Recipient	Recipient	Recipient	Recipient	Recipient
BS166	Recipient Site		Female	243	248	4/28/11	Yes	Recipient	Recipient	Recipient	Recipient	Recipient	Recipient	Recipient	Recipient	Recipient	Recipient
BS167	Recipient Site		Male	269	268	4/29/11	Yes	Recipient	Recipient	Recipient	Recipient	Recipient	Recipient	Recipient	Recipient	Recipient	Recipient
BS168	Recipient Site		Female	239	245	4/29/11	Yes	Recipient	Recipient	Recipient	Recipient	Recipient	Recipient	Recipient	Recipient	Recipient	Recipient
BS169	Recipient Site		Male	208	218	4/29/11	No	Deceased (Aug 2012)									
BS170	Recipient Site		Female	213	222	4/29/11	Yes	Recipient	Recipient	Recipient	Recipient	Recipient	Recipient	Recipient	Recipient	Recipient	Recipient
BS171	Recipient Site		Male	254	257	4/28/11	Yes	Recipient	Recipient	Recipient	Recipient	Recipient	Recipient	Recipient	Recipient	Recipient	Recipient
BS172	Recipient Site		Male	225	236	4/28/11	Yes	Recipient	Recipient	Recipient	Recipient	Recipient	Recipient	Recipient	Recipient	Recipient	Recipient
BS173	Ivanpah 2		Female	217	219	5/11/11	Yes	Recipient	Recipient	Recipient	Recipient	Recipient	Missing	Recipient	Recipient	Recipient	Recipient
BS174	Ivanpah 1	32	Unknown	59	98	5/12/11	No	Pens	Pens	Pens	Pens	Pens	Pens	Pens	Pens	Pens	Pens
BS175	Ivanpah 1	32	Unknown	62	111	5/12/11	No	Pens	Pens	Pens	Pens	Pens	Pens	Pens	Pens	Pens	Pens
BS176	Ivanpah 3		Female	228	233	5/17/11	Yes	Recipient	Recipient	Recipient	Recipient	Recipient	Recipient	Recipient	Recipient	Recipient	Recipient
BS177	Ivanpah 2		Female	236	237	5/22/11	Yes	Recipient	Recipient	Recipient	Recipient	Recipient	Recipient	Recipient	Recipient	Recipient	Recipient
BS178	Ivanpah 1	205	Unknown	46	84	6/9/11	No	Pens	Pens	Pens	Pens	Pens	Pens	Pens	Pens	Pens	Pens
BS179	Ivanpah 3		Unknown	122	178	6/11/11	Yes	Recipient (I-15 Pen)	Recipient (I-15 Pen)	Recipient (I-15 Pen)	Recipient (I-15 Pen)	Recipient (I-15 Pen)	Recipient (I-15 Pen)	Recipient (I-15 Pen)	Recipient (I-15 Pen)	Recipient (I-15 Pen)	Recipient (I-15 Pen)
BS180	Recipient Site		Unknown	94	107	7/12/11	No	Deceased (Aug 2012)									
BS181	Ivanpah 3	32	Unknown	62	96	7/20/11	No	Pens	Pens	Pens	Pens	Pens	Pens	Pens	Pens	Pens	Pens
BS182	Ivanpah 2	205	Unknown	59	105	7/27/11	No	Pens	Pens	Pens	Pens	Pens	Pens	Pens	Pens	Pens	Pens
BS183	Ivanpah 2		Male	261	262	7/30/11	Yes	Recipient	Recipient	Recipient	Recipient	Recipient	Recipient	Recipient	Recipient	Recipient	Recipient
BS184	Ivanpah 3		Female	176	206	8/4/2011	Yes	Recipient (I-15 Pen)	Recipient (I-15 Pen)	Recipient (I-15 Pen)	Recipient (I-15 Pen)	Recipient (I-15 Pen)	Recipient (I-15 Pen)	Recipient (I-15 Pen)	Recipient (I-15 Pen)	Recipient (I-15 Pen)	Recipient (I-15 Pen)
BS185	Ivanpah 3	205	Unknown	53	97	8/6/2011	No	Pens	Pens	Pens	Pens	Pens	Pens	Pens	Pens	Pens	Pens
BS186	Ivanpah 2		Unknown	137	175	8/7/2011	Yes	Recipient	Recipient	Recipient	Recipient	Recipient	Recipient	Recipient	Recipient	Recipient	Recipient
BS187	Ivanpah 3		Female	190	202	8/8/2011	Yes	Recipient (I-15	Recipient (I-15	Recipient (I-15	Recipient (I-15	Recipient (I-15	Recipient (I-15	Recipient (I-15	Recipient (I-15	Recipient (I-15	Recipient (I-15

								Pen)	Pen)	Pen)	Pen)	Pen)	Pen)	Pen)	Pen)	Pen)	Pen)
BS188	Ivanpah 3	34	Unknown	75	108	8/12/2011	No	Pens	Pens	Pens	Pens	Pens	Pens	Pens	Pens	Pens	Pens
BS189	Ivanpah 3		Unknown	137	152	8/13/2011	Yes	Recipient	Recipient	Recipient	Recipient	Recipient	Recipient	Recipient	Recipient	Recipient	Recipient
BS190	Ivanpah 3	34	Unknown	102	105	8/15/2011	No	Pens	Pens	Pens	Pens	Pens	Pens	Pens	Pens	Pens	Pens
BS191	Ivanpah 2	32	Unknown	82	108	4/15/2011	No	Pens	Pens	Pens	Pens	Pens	Pens	Pens	Pens	Pens	Pens
BS192	Recipient Site		Unknown	148	174	8/23/2011	Yes	Recipient	Recipient	Recipient	Recipient	Recipient	Recipient	Recipient	Recipient	Recipient	Recipient
BS193	Ivanpah 3	18	Unknown	70	97	4/15/2011	No	Pens	Pens	Pens	Pens	Pens	Pens	Pens	Pens	Pens	Pens
BS194	Quarantine Pens	207	Unknown	45	73	8/25/2011	No	Pens	Pens	Pens	Pens	Pens	Pens	Pens	Pens	Pens	Pens
BS195	Quarantine Pens	207	Unknown	43	87	8/26/2011	No	Pens	Pens	Pens	Pens	Pens	Pens	Pens	Pens	Pens	Pens
BS196	Quarantine Pens	207	Unknown	43	70	8/26/2011	No	Pens	Pens	Pens	Pens	Pens	Pens	Pens	Pens	Pens	Pens
BS197	Quarantine Pens	207	Unknown	45	82	8/26/2011	No	Pens	Pens	Pens	Pens	Pens	Pens	Pens	Pens	Pens	Pens
BS198	Quarantine Pens	207	Unknown	44	67	8/26/2011	No	Pens	Pens	Pens	Pens	Pens	Pens	Pens	Pens	Pens	Pens
BS199	Quarantine Pens	207	Unknown	43	69	8/26/2011	No	Pens	Pens	Pens	Pens	Pens	Pens	Pens	Pens	Pens	Pens
BS200	Quarantine Pens	216	Unknown	41	55	8/29/2011	No	Missing	Missing	Missing	Missing	Missing	Missing	Missing	Missing	Missing	Missing
BS201	Quarantine Pens	216	Unknown	43	71	8/29/2011	No	Pens	Pens	Pens	Pens	Pens	Pens	Pens	Pens	Pens	Pens
BS202	Quarantine Pens	216	Unknown	46	82	8/29/2011	No	Pens	Pens	Pens	Pens	Pens	Pens	Pens	Pens	Pens	Pens
BS203	Quarantine Pens	201	Unknown	44	69	8/29/2011	No	Pens	Pens	Pens	Pens	Pens	Pens	Pens	Pens	Pens	Pens
BS204	Quarantine Pens	201	Unknown	43	86	8/29/2011	No	Pens	Pens	Pens	Pens	Pens	Pens	Pens	Pens	Pens	Pens
BS205	Quarantine Pens	216	Unknown	41	84	8/29/2011	No	Pens	Pens	Pens	Pens	Pens	Pens	Pens	Pens	Pens	Pens
BS206	Quarantine Pens		Unknown	31	31	8/29/2011	No	Deceased (Aug 2011)									
BS207	Quarantine Pens	201	Unknown	43	70	8/30/2011	No	Pens	Pens	Pens	Pens	Pens	Pens	Pens	Pens	Pens	Pens
BS208	Quarantine Pens	215	Unknown	46	80	8/30/2011	No	Pens	Pens	Pens	Pens	Pens	Pens	Pens	Pens	Pens	Pens
BS209	Quarantine Pens	215	Unknown	40	84	8/30/2011	No	Pens	Pens	Pens	Pens	Pens	Pens	Pens	Pens	Pens	Pens
BS210	Quarantine Pens	217	Unknown	40	83	8/30/2011	No	Pens	Pens	Pens	Pens	Pens	Pens	Pens	Pens	Pens	Pens
BS211	Quarantine Pens	218	Unknown	44	52	8/31/2011	No	Missing	Missing	Missing	Missing	Missing	Missing	Missing	Missing	Missing	Missing

BS212	Quarantine Pens	215	Unknown	48	80	9/1/2011	No	Pens	Pens	Pens	Pens	Pens	Pens	Pens	Pens	Pens	Pens
BS213	Quarantine Pens	215	Unknown	46	83	9/1/2011	No	Pens	Pens	Pens	Pens	Pens	Pens	Pens	Pens	Pens	Pens
BS214	Quarantine Pens	215	Unknown	45	86	9/1/2011	No	Pens	Pens	Pens	Pens	Pens	Pens	Pens	Pens	Pens	Pens
BS215	Quarantine Pens	216	Unknown	44	83	9/1/2011	No	Pens	Pens	Pens	Pens	Pens	Pens	Pens	Pens	Pens	Pens
BS216	Quarantine Pens	217	Unknown	42	84	9/1/2011	No	Pens	Pens	Pens	Pens	Pens	Pens	Pens	Pens	Pens	Pens
BS217	Ivanpah 3		Male	253	260	9/3/2011	Yes	Recipient	Recipient	Recipient	Recipient	Recipient	Recipient	Recipient	Recipient	Recipient	Recipient
BS218	Quarantine Pens		Unknown	38	38	9/3/2011	No	Deceased (Sep 2011)									
BS219	Quarantine Pens	216	Unknown	43	82	9/3/2011	No	Pens	Pens	Pens	Pens	Pens	Pens	Pens	Pens	Pens	Pens
BS220	Ivanpah 3		Male	268	265	9/5/2011	Yes	Recipient	Recipient	Recipient	Recipient	Recipient	Recipient	Recipient	Recipient	Recipient	Recipient
BS221	Quarantine Pens	201	Unknown	48	81	9/5/2011	No	Pens	Pens	Pens	Pens	Pens	Pens	Pens	Pens	Pens	Pens
BS222	Quarantine Pens		Unknown	44	45	9/5/2011	No	Moved permanently to MNP (Apr 2012)									
BS223	Ivanpah 3		Male	197	212	9/6/2011	Yes	Recipient	Recipient	Recipient	Recipient	Recipient	Recipient	Recipient	Recipient	Recipient	Recipient
BS224	Quarantine Pens		Unknown	43	46	9/6/2011	No	Moved permanently to MNP (Apr 2012)									
BS225	Quarantine Pens		Unknown	43	46	9/6/2011	No	Moved permanently to MNP (Apr 2012)									
BS226	Quarantine Pens	201	Unknown	46	84	9/6/2011	No	Pens	Pens	Pens	Pens	Pens	Pens	Pens	Pens	Pens	Pens
BS227	Quarantine Pens	218	Unknown	44	98	9/7/2011	No	Pens	Pens	Pens	Pens	Pens	Pens	Pens	Pens	Pens	Pens
BS228	Quarantine Pens		Unknown	46	47	9/7/2011	No	Moved permanently to MNP (Apr 2012)									
BS229	Quarantine Pens		Unknown	41	44	9/7/2011	No	Moved permanently to MNP (Apr 2012)									
BS230	Recipient Site		Male	186	210	9/7/2011	Yes	Recipient	Recipient	Recipient	Recipient	Recipient	Recipient	Recipient	Recipient	Recipient	Recipient
BS231	Quarantine Pens	212	Unknown	43	85	9/7/2011	No	Pens	Pens	Pens	Pens	Pens	Pens	Pens	Pens	Pens	Pens
BS232	Quarantine Pens		Unknown	42	42	9/7/2011	No	Deceased (Sep 2011)									
BS233	Quarantine Pens	212	Unknown	44	86	9/7/2011	No	Pens	Pens	Pens	Pens	Pens	Pens	Pens	Pens	Pens	Pens
BS234	Quarantine Pens		Unknown	42	44	9/8/2011	No	Moved permanently to MNP (Apr 2012)									
BS235	Quarantine Pens		Unknown	44	47	9/8/2011	No	Moved permanently to MNP (Apr 2012)									

BS236	Quarantine Pens		Unknown	42	47	9/8/2011	No	Moved permanently to MNP (Apr 2012)										
BS237	Quarantine Pens		Unknown	45	45	9/9/2011	No	Moved permanently to MNP (Apr 2012)										
BS238	Quarantine Pens		Unknown	41	44	9/9/2011	No	Moved permanently to MNP (Apr 2012)										
BS239	Recipient Site		Female	224	230	9/8/2011	Yes	Recipient	Recipient	Recipient	Recipient	Recipient	Recipient	Recipient	Recipient	Recipient	Recipient
BS240	Quarantine Pens		Unknown	44	46	9/9/2011	No	Moved permanently to MNP (Apr 2012)										
BS241	Quarantine Pens	212	Unknown	41	80	9/11/2011	No	Pens	Pens	Pens	Pens	Pens	Pens	Pens	Pens	Pens	Pens
BS242	Recipient Site		Male	210	234	9/9/2011	Yes	Recipient	Recipient	Recipient	Recipient	Recipient	Recipient	Recipient	Recipient	Recipient	Recipient
BS243	Recipient Site		Unknown	134	135	9/9/2011	No	Missing	Missing	Missing	Missing	Missing	Missing	Missing	Missing	Missing	Missing
BS244	Ivanpah 2	223	Unknown	55	77	9/10/2011	No	Pens	Pens	Pens	Pens	Pens	Pens	Pens	Pens	Pens	Pens
BS245	Recipient Site		Male	281	283	9/10/2011	Yes	Recipient	Recipient	Recipient	Recipient	Recipient	Recipient	Recipient	Recipient	Recipient	Recipient
BS246	Ivanpah 3		Unknown	162	164	9/10/2011	Yes	Recipient	Recipient	Recipient	Recipient	Recipient	Recipient	Recipient	Recipient	Recipient	Recipient
BS247	Ivanpah 2	223	Unknown	61	98	9/10/2011	No	Pens	Pens	Pens	Pens	Pens	Pens	Pens	Pens	Pens	Pens
BS248	Recipient Site		Male	260	266	9/10/2011	Yes	Recipient	Recipient	Recipient	Recipient	Recipient	Recipient	Recipient	Recipient	Recipient	Recipient
BS249	Quarantine Pens	201	Unknown	45	81	9/11/2011	No	Pens	Pens	Pens	Pens	Pens	Pens	Pens	Pens	Pens	Pens
BS250	Quarantine Pens		Unknown	48	48	9/12/2011	No	Moved permanently to MNP (Apr 2012)										
BS251	Quarantine Pens	209	Unknown	46	74	9/12/2011	No	Pens	Pens	Pens	Pens	Pens	Pens	Pens	Pens	Pens	Pens
BS252	Ivanpah 3	223	Unknown	79	107	9/12/2011	No	Pens	Pens	Pens	Pens	Pens	Pens	Pens	Pens	Pens	Pens
BS253	Quarantine Pens	211	Unknown	44	74	9/13/2011	No	Pens	Pens	Pens	Pens	Pens	Pens	Pens	Pens	Pens	Pens
BS254	Quarantine Pens	211	Unknown	43	83	9/13/2011	No	Pens	Pens	Pens	Pens	Pens	Pens	Pens	Pens	Pens	Pens
BS255	Quarantine Pens	211	Unknown	43	75	9/13/2011	No	Pens	Pens	Pens	Pens	Pens	Pens	Pens	Pens	Pens	Pens
BS256	Ivanpah 3	223	Unknown	68	87	9/13/2011	No	Pens	Pens	Pens	Pens	Pens	Pens	Pens	Pens	Pens	Pens
BS257	Ivanpah 3		Unknown	140	163	9/14/2011	Yes	Recipient	Recipient	Recipient	Recipient	Recipient	Recipient	Recipient	Recipient	Recipient	Recipient
BS258	Ivanpah 2		Unknown	81	80	9/13/2011	No	Missing	Missing	Missing	Missing	Deceased					
BS259	Ivanpah 3	222	Unknown	114	123	9/14/2011	No	Pens	Pens	Pens	Pens	Pens	Pens	Pens	Pens	Pens	Pens
BS260	Ivanpah 3		Unknown	136	136	9/14/2011	No	Deceased (Aug										

								2012)										
BS261	Ivanpah 3		Unknown	134	142	9/14/2011	Yes	Recipient (I-15 Pen)	Recipient (I-15 Pen)	Recipient (I-15 Pen)	Recipient (I-15 Pen)	Recipient (I-15 Pen)	Recipient (I-15 Pen)	Recipient (I-15 Pen)	At Vet in San Diego	Recipient (I-15 Pen)	Recipient (I-15 Pen)
BS262	Quarantine Pens		Unknown	42	44	9/16/2011	No	Moved permanently to MNP (Apr 2012)									
BS263	Ivanpah 2	221	Unknown	74	89	9/16/2011	No	Pens	Pens	Pens	Pens	Pens	Pens	Pens	Pens	Pens	Pens
BS264	Ivanpah 3		Unknown	50	50	9/17/2011	No	Deceased (Sep 2011)									
BS265	Ivanpah 3		Unknown	126	148	9/18/2011	Yes	Recipient (I-15 Pen)	Recipient (I-15 Pen)	Recipient (I-15 Pen)	Recipient (I-15 Pen)	Recipient (I-15 Pen)	Recipient (I-15 Pen)	Recipient (I-15 Pen)	Recipient (I-15 Pen)	Recipient (I-15 Pen)	Recipient (I-15 Pen)
BS266	Ivanpah 2		Male	178	201	9/18/2011	No	Recipient	Recipient	Recipient	Recipient	Recipient	Recipient	Recipient	Recipient	Deceased	
BS267	Ivanpah 3	220	Unknown	82	113	9/18/2011	No	Pens	Pens	Pens	Pens	Pens	Pens	Pens	Pens	Pens	Pens
BS268	Ivanpah 3	219	Unknown	66	96	9/18/2011	No	Pens	Pens	Pens	Pens	Pens	Pens	Pens	Pens	Pens	Pens
BS269	Ivanpah 3	220	Unknown	93	108	9/18/2011	No	Pens	Pens	Pens	Pens	Pens	Pens	Pens	Pens	Pens	Pens
BS270	Ivanpah 3	17	Unknown	120	127	9/18/2011	No	Pens	Pens	Pens	Pens	Pens	Pens	Pens	Pens	Pens	Pens
BS271	Ivanpah 3		Unknown	59	77	9/19/2011	No	Missing	Missing	Missing	Missing	Deceased					
BS272	Ivanpah 3	222	Unknown	89	108	9/20/2011	No	Pens	Pens	Pens	Pens	Pens	Pens	Pens	Pens	Pens	Pens
BS273	Ivanpah 3		Unknown	104	104	9/20/2011	No	Deceased (Oct 2012)									
BS274	Ivanpah 3	210	Unknown	45	84	9/20/2011	No	Pens	Pens	Pens	Pens	Pens	Pens	Pens	Pens	Pens	Pens
BS275	Ivanpah 3		Female	205	226	9/20/2011	Yes	Recipient	Recipient	Recipient	Recipient	Recipient	Recipient	Recipient	Recipient	Recipient	Recipient
BS276	Ivanpah 3	221	Unknown	69	88	9/20/2011	No	Pens	Pens	Pens	Pens	Pens	Pens	Pens	Pens	Pens	Pens
BS277	Common East	210	Unknown	46	77	9/20/2011	No	Pens	Pens	Pens	Pens	Pens	Pens	Pens	Pens	Pens	Pens
BS278	Quarantine Pens		Unknown	42	42	9/21/2011	No	Moved permanently to MNP (Apr 2012)									
BS279	Quarantine Pens	209	Unknown	48	71	9/21/2011	No	Pens	Pens	Pens	Pens	Pens	Pens	Pens	Pens	Pens	Pens
BS280	Ivanpah 3	219	Unknown	85	111	9/21/2011	No	Pens	Pens	Pens	Pens	Pens	Pens	Pens	Pens	Pens	Pens
BS281	Quarantine Pens	209	Unknown	48	76	9/21/2011	No	Pens	Pens	Pens	Pens	Pens	Pens	Pens	Pens	Pens	Pens
BS282	Ivanpah 3	224	Unknown	90	119	9/21/2011	No	Pens	Pens	Pens	Pens	Pens	Pens	Pens	Pens	Pens	Pens
BS28	Ivanpah 2	214	Unknow	100	122	9/21/201	No	Pens	Pens	Pens	Pens	Pens	Pens	Pens	Pens	Pens	Pens

3			n			1												
BS284	Quarantine Pens	209	Unknown	43	79	9/22/2011	No	Pens	Pens	Pens	Pens	Pens	Pens	Pens	Pens	Pens	Pens
BS285	Ivanpah 3	204	Unknown	54	85	9/22/2011	No	Pens	Pens	Pens	Pens	Pens	Pens	Pens	Pens	Pens	Pens
BS286	Ivanpah 3	204	Unknown	63	94	9/22/2011	No	Pens	Pens	Pens	Pens	Pens	Pens	Pens	Pens	Pens	Pens
BS287	Ivanpah 2	214	Unknown	111	146	9/22/2011	No	Pens	Pens	Pens	Pens	Pens	Pens	Pens	Pens	Pens	Pens
BS288	Ivanpah 2	204	Unknown	58	84	9/23/2011	No	Pens	Pens	Pens	Pens	Pens	Pens	Pens	Pens	Pens	Pens
BS289	Ivanpah 3		Female	214	230	9/22/2011	Yes	Recipient (I-15 Pen)	Recipient (I-15 Pen)	Recipient (I-15 Pen)	Recipient (I-15 Pen)	Recipient (I-15 Pen)	Recipient (I-15 Pen)	Recipient (I-15 Pen)	Recipient (I-15 Pen)	Recipient (I-15 Pen)	Recipient (I-15 Pen)
BS290	Ivanpah 3		Female	170	200	9/25/2011	Yes	Recipient	Recipient	Recipient	Recipient	Recipient	Recipient	Recipient	Recipient	Recipient	Recipient
BS291	Ivanpah 3		Male	157	187	9/23/2011	Yes	Recipient (I-15 Pen)	Recipient (I-15 Pen)	Recipient (I-15 Pen)	Recipient (I-15 Pen)	Recipient (I-15 Pen)	Recipient (I-15 Pen)	Recipient (I-15 Pen)	Recipient (I-15 Pen)	Recipient (I-15 Pen)	Recipient (I-15 Pen)
BS292	Ivanpah 2	222	Unknown	103	110	9/24/2011	No	Pens	Pens	Pens	Pens	Pens	Pens	Pens	Pens	Pens	Pens
BS293	Ivanpah 3		Unknown	129	148	9/24/2011	Yes	Recipient (I-15 Pen)	Recipient (I-15 Pen)	Recipient (I-15 Pen)	Recipient (I-15 Pen)	Recipient (I-15 Pen)	Recipient (I-15 Pen)	Recipient (I-15 Pen)	Recipient (I-15 Pen)	Recipient (I-15 Pen)	Recipient (I-15 Pen)
BS294	Ivanpah 3		Unknown	125	136	9/24/2011	Yes	Recipient (I-15 Pen)	Recipient (I-15 Pen)	Recipient (I-15 Pen)	Recipient (I-15 Pen)	Recipient (I-15 Pen)	Recipient (I-15 Pen)	Recipient (I-15 Pen)	Recipient (I-15 Pen)	Recipient (I-15 Pen)	Recipient (I-15 Pen)
BS295	Ivanpah 2	219	Unknown	60	86	9/26/2011	No	Pens	Pens	Pens	Pens	Pens	Pens	Pens	Pens	Pens	Pens
BS296	Ivanpah 3	221	Unknown	70	93	9/26/2011	No	Pens	Pens	Pens	Pens	Pens	Pens	Pens	Pens	Pens	Pens
BS297	Quarantine Pens	209	Unknown	43	80	9/27/11	No	Pens	Pens	Pens	Pens	Pens	Pens	Pens	Pens	Pens	Pens
BS298	Ivanpah 3	221	Unknown	62	86	9/27/11	No	Pens	Pens	Pens	Pens	Pens	Pens	Pens	Pens	Pens	Pens
BS299	Quarantine Pens	209	Unknown	47	81	9/29/11	No	Pens	Pens	Pens	Pens	Pens	Pens	Pens	Pens	Pens	Pens
BS300	Ivanpah 3	210	Unknown	47	85	9/29/11	No	Pens	Pens	Pens	Pens	Pens	Pens	Pens	Pens	Pens	Pens
BS301	Ivanpah 3	210	Unknown	47	47	9/29/11	No	Missing	Missing	Missing	Missing	Missing	Missing	Missing	Missing	Missing	Missing
BS302	Ivanpah 3	204	Unknown	62	75	9/30/11	No	Pens	Pens	Pens	Pens	Pens	Pens	Pens	Pens	Pens	Pens
BS303	Ivanpah 3	220	Unknown	76	107	9/30/11	No	Pens	Pens	Pens	Pens	Pens	Pens	Pens	Pens	Pens	Pens
BS304	Ivanpah 3	221	Unknown	72	87	10/2/11	No	Pens	Pens	Pens	Pens	Pens	Pens	Pens	Pens	Pens	Pens
BS305	Ivanpah 3		Female	224	229	10/3/11	Yes	Recipient	Recipient	Recipient	Missing	Missing	Missing	Missing	Missing	Missing	Missing
BS30	Recipient		Unknow	133	145	10/3/11	No	Recipient	Recipient	Recipient	Recipient	Decease					

6	Site		n									d						
BS307	Ivanpah 3	213	Unknown	64	94	10/3/11	No	Pens	Pens	Pens	Pens	Pens	Pens	Pens	Pens	Pens	Pens
BS308	Ivanpah 3	213	Unknown	62	87	10/4/11	No	Pens	Pens	Pens	Pens	Pens	Pens	Pens	Pens	Pens	Pens
BS309	Ivanpah 1		Unknown	60	60	10/4/11	No	Deceased (Oct 2011)									
BS310	Ivanpah 3		Male	277	274	10/4/11	Yes	Recipient (I-15 Pen)	Recipient (I-15 Pen)	Recipient (I-15 Pen)	Recipient (I-15 Pen)	Recipient (I-15 Pen)	Recipient (I-15 Pen)	Recipient (I-15 Pen)	Recipient (I-15 Pen)	Recipient (I-15 Pen)	Recipient (I-15 Pen)
BS311	Quarantine Pens		Unknown	38	38	9/4/11	No	Deceased (Oct 2011)									
BS312	Ivanpah 1		Unknown	65	65	10/6/11	No	Deceased (Oct 2011)									
BS313	Recipient Site		Unknown	156	164	10/7/11	No	Deceased (Oct 2012)									
BS314	Recipient Site		Male	209	223	10/11/11	Yes	Recipient	Recipient	Recipient	Recipient	Recipient	Recipient	Recipient	Recipient	Recipient	Recipient
BS315	Recipient Site		Male	209	220	10/14/11	No	Deceased (Sep 2012)									
BS316	Recipient Site		Male	280	281	10/13/11	Yes	Recipient	Recipient	Recipient	Recipient	Recipient	Recipient	Recipient	Recipient	Recipient	Recipient
BS317	Recipient Site		Male	268	267	10/14/11	Yes	Recipient	Recipient	Recipient	Recipient	Recipient	Recipient	Recipient	Recipient	Recipient	Recipient
BS318	Recipient Site		Male	282	282	10/15/11	No	Recipient-NT	Recipient-NT	Recipient-NT	Recipient-NT	Recipient-NT	Recipient-NT	Recipient-NT	Recipient-NT	Recipient-NT	Recipient-NT
BS319	Recipient Site		Male	277	277	10/15/11	No	Recipient-NT	Recipient-NT	Recipient-NT	Recipient-NT	Recipient-NT	Recipient-NT	Recipient-NT	Recipient-NT	Recipient-NT	Recipient-NT
BS320	Recipient Site		Female	222	227	10/16/11	Yes	Recipient (I-15 Pen)	Recipient (I-15 Pen)	Recipient (I-15 Pen)	Recipient (I-15 Pen)	Recipient (I-15 Pen)	Recipient (I-15 Pen)	Recipient (I-15 Pen)	Recipient (I-15 Pen)	Recipient (I-15 Pen)	Recipient (I-15 Pen)
BS321	Recipient Site		Female	235	237	10/15/11	Yes	Recipient	Recipient	Recipient	Recipient	Recipient	Recipient	Recipient	Recipient	Recipient	Recipient
BS322	Recipient Site		Female	220	220	10/15/11	No	Recipient-NT	Recipient-NT	Recipient-NT	Recipient-NT	Recipient-NT	Recipient-NT	Recipient-NT	Recipient-NT	Recipient-NT	Recipient-NT
BS323	Recipient Site		Female	219	220	10/15/11	Yes	Recipient	Recipient	Recipient	Recipient	Recipient	Recipient	Recipient	Recipient	Recipient	Recipient
BS324	Recipient Site		Female	207	208	10/15/11	Yes	Recipient	Recipient	Recipient	Recipient	Recipient	Recipient	Recipient	Recipient	Recipient	Recipient
BS325	Recipient Site		Male	267	267	10/15/11	No	Recipient-NT	Recipient-NT	Recipient-NT	Recipient-NT	Recipient-NT	Recipient-NT	Recipient-NT	Recipient-NT	Recipient-NT	Recipient-NT
BS326	Recipient Site		Unknown	97	97	10/15/11	No	Recipient-NT	Recipient-NT	Recipient-NT	Recipient-NT	Recipient-NT	Recipient-NT	Recipient-NT	Recipient-NT	Recipient-NT	Recipient-NT
BS327	Recipient Site		Female	219	237	10/15/11	Yes	Recipient	Recipient	Recipient	Recipient	Recipient	Recipient	Recipient	Recipient	Recipient	Recipient

BS328	Recipient Site		Male	251	256	10/16/11	Yes	Recipient	Recipient	Recipient	Recipient	Recipient	Recipient	Recipient	Recipient	Recipient	Recipient
BS329	Recipient Site		Male	265	265	10/16/11	No	Recipient-NT	Recipient-NT	Recipient-NT	Recipient-NT	Recipient-NT	Recipient-NT	Recipient-NT	Recipient-NT	Recipient-NT	Recipient-NT
BS330	Recipient Site		Male	251	251	10/16/11	No	Recipient-NT	Recipient-NT	Recipient-NT	Recipient-NT	Recipient-NT	Recipient-NT	Recipient-NT	Recipient-NT	Recipient-NT	Recipient-NT
BS331	Recipient Site		Male	260	260	10/16/11	No	Recipient-NT	Recipient-NT	Recipient-NT	Recipient-NT	Recipient-NT	Recipient-NT	Recipient-NT	Recipient-NT	Recipient-NT	Recipient-NT
BS332	Recipient Site		Male	300	300	10/16/11	No	Recipient-NT	Recipient-NT	Recipient-NT	Recipient-NT	Recipient-NT	Recipient-NT	Recipient-NT	Recipient-NT	Recipient-NT	Recipient-NT
BS333	Ivanpah 1	210	Unknown	43	81	10/17/11	No	Pens	Pens	Pens	Pens	Pens	Pens	Pens	Pens	Pens	Pens
BS334	Recipient Site		Female	225	224	10/17/11	Yes	Missing	Missing	Missing	Missing	Missing	Missing	Missing	Missing	Missing	Missing
BS335	Recipient Site		Male	271	270	10/17/11	Yes	Recipient	Recipient	Recipient	Recipient	Recipient	Recipient	Recipient	Recipient	Recipient	Recipient
BS336	Recipient Site		Unknown	104	138	10/19/11	Yes	Recipient	Recipient	Recipient	Recipient	Recipient	Recipient	Recipient	Recipient	Recipient	Recipient
BS337	Common East		Unknown	37	37	11/28/11	No	Deceased (Nov 2011)									
BS338	Ivanpah 2	220	Unknown	62	93	3/5/12	No	Pens	Pens	Pens	Pens	Pens	Pens	Pens	Pens	Pens	Pens
BS339	Recipient Site		Male	167	201	3/15/12	Yes	Recipient	Recipient	Recipient	Recipient	Recipient	Recipient	Recipient	Recipient	Recipient	Recipient
BS340	Ivanpah 2		Unknown	55	55	3/21/12	No	Deceased (Mar 2012)									
BS341	Ivanpah 1	213	Unknown	70	87	4/3/12	No	Pens	Pens	Pens	Pens	Pens	Pens	Pens	Pens	Pens	Pens
BS342	Recipient Site		Unknown	68	97	4/9/12	Yes	Recipient	Recipient	Recipient	Recipient	Recipient	Recipient	Recipient	Recipient	Recipient	Recipient
BS343	Ivanpah 1		Unknown	59	78	6/2/12	No	Pens	Pens	Pens	Pens	Pens	Pens	Deceased			
BS344	Recipient Site		Unknown	60	72	7/30/12	Yes	Recipient	Recipient	Recipient	Recipient	Recipient	Recipient	Recipient	Recipient	Recipient	Recipient
BS345	Recipient Site		Unknown	105	111	8/11/12	Yes	Recipient	Recipient	Recipient	Recipient	Recipient	Recipient	Recipient	Recipient	Recipient	Recipient
BS346	Recipient Site		Unknown	73	93	8/30/12	Yes	Recipient	Recipient	Recipient	Recipient	Recipient	Recipient	Recipient	Recipient	Recipient	Recipient
BS347	Ivanpah 3	208	Unknown	72	83	9/7/12	No	Pens	Pens	Pens	Pens	Pens	Pens	Pens	Pens	Pens	Pens
BS348	Ivanpah 2	208	Unknown	74	89	9/10/12	No	Pens	Pens	Pens	Pens	Pens	Pens	Pens	Pens	Pens	Pens
BS349	Recipient Site		Unknown	81	82	9/12/12	No	Recipient	Recipient	Recipient	Recipient	Recipient	Recipient	Deceased			
BS350	Ivanpah 3	206	Unknown	45	69	9/25/12	No	Pens	Pens	Pens	Pens	Pens	Pens	Pens	Pens	Pens	Pens
BS351	Ivanpah 3	224	Unknown	93	111	10/8/12	No	Pens	Pens	Pens	Pens	Pens	Pens	Pens	Pens	Pens	Pens

BS352	Ivanpah 3	224	Unknown	101	113	10/17/12	No	Pens	Pens	Pens	Pens	Pens	Pens	Pens	Pens	Pens	Pens
BS353	Recipient Site		Unknown	71	72	3/22/13	Yes			Recipient	Recipient	Recipient	Recipient	Recipient	Recipient	Missing	Missing
BS354	Recipient Site		Unknown	82	102	3/26/13	Yes			Recipient	Recipient	Recipient	Recipient	Recipient	Recipient	Recipient	Recipient
BS355	Ivanpah 1	206	Unknown	43	72	3/27/13	No			Pens	Pens	Pens	Pens	Pens	Pens	Pens	Pens
BS356	Recipient Site		Unknown	78	79	4/14/13	No				Recipient	Recipient	Recipient	Recipient	Deceased		
BS500	Control Site		Female	243	243	3/30/11	Yes	Control	Control	Control	Control	Control	Control	Control	Control	Control	Control
BS501	Control Site		Female	189	195	4/1/11	Yes	Control	Control	Control	Control	Control	Control	Control	Control	Control	Control
BS502	Control Site		Female	217	214	4/1/11	Yes	Control	Control	Control	Control	Control	Control	Control	Control	Control	Control
BS503	Control Site		Male	238	243	4/1/11	Yes	Control	Control	Control	Control	Control	Control	Control	Control	Control	Control
BS504	Control Site		Female	198	214	4/2/11	Yes	Control	Control	Control	Control	Control	Control	Control	Control	Control	Control
BS505	Control Site		Male	213	226	4/1/11	No	Control	Control	Control	Control	Control	Control	Control	Control	Deceased	
BS506	Control Site		Male	252	255	4/1/11	Yes	Control	Control	Control	Control	Control	Control	Control	Control	Control	Control
BS507	Control Site	53	Female	221	226	4/1/11	No	Pens	Pens	Pens	Pens	Pens	Pens	Pens	Pens	Pens	Pens
BS508	Control Site		Male	237	242	4/1/11	Yes	Control	Control	Control	Control	Control	Control	Control	Control	Control	Control
BS509	Control Site		Male	169	217	4/2/11	Yes	Control	Control	Control	Control	Control	Control	Control	Control	Control	Control
BS510	Control Site		Male	256	267	4/1/11	Yes	Control	Control	Control	Control	Control	Control	Control	Control	Control	Control
BS511	Control Site		Female	221	225	4/1/11	Yes	Control	Control	Control	Control	Control	Control	Control	Control	Control	Control
BS512	Control Site		Male	272	276	4/1/11	Yes	Control	Control	Control	Control	Control	Control	Control	Control	Control	Control
BS513	Control Site		Female	225	229	4/1/11	Yes	Control	Control	Control	Control	Control	Control	Control	Control	Control	Control
BS514	Control Site		Female	158	207	4/1/11	Yes	Control	Control	Control	Control	Control	Control	Control	Control	Control	Control
BS515	Control Site		Female	213	215	4/1/11	Yes	Control	Control	Control	Control	Control	Control	Control	Control	Control	Control
BS516	Control Site		Unknown	48	48	4/2/11	No	Control-NT	Control-NT	Control-NT	Control-NT	Control-NT	Control-NT	Control-NT	Control-NT	Control-NT	Control-NT
BS517	Control Site		Male	220	238	4/1/11	Yes	Control	Control	Control	Control	Control	Control	Control	Control	Control	Control
BS518	Control Site		Unknown	122	144	4/1/11	No	Control	Control	Control	Control	Control	Control	Control	Control	Missing	Missing
BS519	Control Site		Female	206	209	4/1/11	Yes	Control	Control	Control	Control	Control	Control	Control	Control	Control	Control

BS520	Control Site	Unknown	130	152	4/1/11	No	Control	Control	Control	Control	Control	Deceased				
BS521	Control Site	Unknown	137	171	4/2/11	Yes	Control	Control	Control	Control	Control	Control	Control	Control	Control	Control
BS522	Control Site	Male	269	266	4/1/11	Yes	Control	Control	Control	Control	Control	Control	Control	Control	Control	Control
BS523	Control Site	Female	225	228	4/2/11	Yes	Control	Control	Control	Control	Control	Control	Control	Control	Control	Control
BS524	Control Site	Male	257	259	4/1/11	Yes	Control	Control	Control	Control	Control	Control	Control	Control	Control	Control
BS525	Control Site	Unknown	49	49	4/2/11	No	Control-NT	Control-NT	Control-NT	Control-NT	Control-NT	Control-NT	Control-NT	Control-NT	Control-NT	Control-NT
BS526	Control Site	Unknown	88	88	4/2/11	No	Control-NT	Control-NT	Control-NT	Control-NT	Control-NT	Control-NT	Control-NT	Control-NT	Control-NT	Control-NT
BS527	Control Site	Female	202	216	4/1/11	Yes	Missing	Missing	Missing	Missing	Missing	Missing	Missing	Missing	Missing	Missing
BS528	Control Site	Unknown	65	65	4/2/11	No	Control-NT	Control-NT	Control-NT	Control-NT	Control-NT	Control-NT	Control-NT	Control-NT	Control-NT	Control-NT
BS529	Control Site	Male	233	237	4/2/11	Yes	Control	Control	Control	Control	Control	Control	Control	Control	Control	Control
BS530	Control Site	Male	205	225	4/1/11	Yes	Control	Control	Control	Control	Control	Control	Control	Control	Control	Control
BS531	Control Site	Female	203	204	4/1/11	Yes	Control	Control	Control	Control	Control	Control	Control	Control	Control	Control
BS532	Control Site	Female	203	207	4/1/11	Yes	Control	Control	Control	Control	Control	Control	Control	Control	Control	Control
BS533	Control Site	Female	200	210	4/2/11	Yes	Control	Control	Control	Control	Control	Control	Control	Control	Control	Control
BS534	Control Site	Male	226	226	4/2/11	Yes	Control	Control	Control	Control	Control	Control	Control	Control	Control	Control
BS535	Control Site	Male	238	238	4/2/11	Yes	Control	Control	Control	Control	Control	Control	Control	Control	Control	Control
BS536	Control Site	Unknown	122	147	4/2/11	Yes	Control	Control	Control	Control	Control	Control	Control	Control	Control	Control
BS537	Control Site	Male	236	238	4/3/11	Yes	Control	Control	Control	Control	Control	Control	Control	Control	Control	Control
BS538	Control Site	Female	216	223	4/3/11	Yes	Control	Control	Control	Control	Control	Control	Control	Control	Control	Control
BS539	Control Site	Male	240	243	10/8/11	Yes	Control	Control	Control	Control	Control	Control	Control	Control	Control	Control
BS540	Control Site	Male	198	210	10/8/11	Yes	Control	Control	Control	Control	Control	Control	Control	Control	Control	Control
BS541	Control Site	Male	249	248	10/8/11	Yes	Control	Control	Control	Control	Control	Control	Control	Control	Control	Control
BS542	Control Site	Male	270	272	10/8/11	Yes	Control	Control	Control	Control	Control	Control	Control	Control	Control	Control
BS543	Control Site	Female	241	245	10/8/11	Yes	Control	Control	Control	Control	Control	Control	Control	Control	Control	Control
BS544	Control Site	Male	214	212	10/9/11	No	Deceased (Sep									

							2012)										
BS545	Control Site	Female	197	207	10/8/11	Yes	Control	Control	Control	Control	Control	Control	Control	Control	Control	Control
BS546	Control Site	Male	218	219	10/9/11	Yes	Control	Control	Control	Control	Control	Control	Control	Control	Control	Control
BS547	Control Site	Female	225	225	10/9/11	No	Control-NT	Control-NT	Control-NT	Control-NT	Control-NT	Control-NT	Control-NT	Control-NT	Control-NT	Control-NT
BS548	Control Site	Unknown	86	101	10/9/11	Yes	Control	Control	Control	Control	Control	Control	Control	Control	Control	Control
BS549	Control Site	Male	217	220	10/9/11	Yes	Control	Control	Control	Control	Control	Control	Control	Control	Control	Control
BS550	Control Site	Male	278	276	10/9/11	Yes	Control	Control	Control	Control	Control	Control	Control	Control	Control	Control
BS551	Control Site	Male	266	271	10/9/11	Yes	Control	Control	Control	Control	Control	Control	Control	Control	Control	Control
BS552	Control Site	Male	285	284	10/9/11	Yes	Control	Control	Control	Control	Control	Control	Control	Control	Control	Control
BS553	Control Site	Male	256	260	10/9/11	Yes	Control	Control	Control	Control	Control	Control	Control	Control	Control	Control
BS554	Control Site	Female	216	219	10/10/11	Yes	Control	Control	Control	Control	Control	Control	Control	Control	Control	Control
BS555	Control Site	Female	222	223	10/10/11	Yes	Control	Control	Control	Control	Control	Control	Control	Control	Control	Control
BS556	Control Site	Female	157	188	10/9/11	Yes	Control	Control	Control	Control	Control	Control	Control	Control	Control	Control
BS557	Control Site	Unknown	133	132	10/11/11	Yes	Missing	Missing	Missing	Missing	Missing	Missing	Missing	Missing	Missing	Missing
BS558	Control Site	Male	246	246	10/11/11	Yes	Control	Control	Control	Control	Control	Control	Control	Control	Control	Control
BS559	Control Site	Female	232	232	10/10/11	Yes	Control	Control	Control	Control	Control	Control	Control	Control	Control	Control
BS560	Control Site	Female	228	231	10/11/11	Yes	Control	Control	Control	Control	Control	Control	Control	Control	Control	Control
BS561	Control Site	Unknown	160	173	10/11/11	Yes	Control	Control	Control	Control	Control	Control	Control	Control	Control	Control
BS562	Control Site	Unknown	118	146	10/11/11	Yes	Control	Control	Control	Control	Control	Control	Control	Control	Control	Control
BS563	Control Site	Male	267	272	10/11/11	Yes	Control	Control	Control	Control	Control	Control	Control	Control	Control	Control
BS564	Control Site	Male	265	263	10/11/11	Yes	Control	Control	Control	Control	Control	Control	Control	Control	Control	Control
BS565	Control Site	Male	249	255	10/11/11	Yes	Control	Control	Control	Control	Control	Control	Control	Control	Control	Control
BS566	Control Site	Female	211	233	10/11/11	Yes	Control	Control	Control	Control	Control	Control	Control	Control	Control	Control
BS567	Control Site	Male	266	262	10/11/11	Yes	Control	Control	Control	Control	Control	Control	Control	Control	Control	Control
BS568	Control Site	Female	186	196	10/11/11	Yes	Control	Control	Control	Control	Control	Control	Control	Control	Control	Control
BS56	Control	Female	235	233	10/11/11	Yes	Control	Control	Control	Control	Control	Control	Control	Control	Control	Control

9	Site																
BS570	Control Site	Male	260	257	10/11/11	Yes	Control	Control	Control	Control	Control	Control	Control	Control	Control	Control
BS571	Control Site	Male	256	257	10/11/11	Yes	Control	Control	Control	Control	Control	Control	Control	Control	Control	Control
BS572	Control Site	Female	236	235	10/11/11	Yes	Control	Control	Control	Control	Control	Control	Control	Control	Control	Control
BS573	Control Site	Male	248	250	10/11/11	Yes	Control	Control	Control	Control	Control	Control	Control	Control	Control	Control
BS574	Control Site	Unknown	167	171	10/12/11	No	Control	Control	Control	Control	Control	Control	Deceased			
BS575	Control Site	Male	260	259	10/12/11	Yes	Control	Control	Control	Control	Control	Control	Control	Control	Control	Control
BS576	Control Site	Female	242	241	10/12/11	Yes	Control	Control	Control	Control	Control	Control	Control	Control	Control	Control
BS577	Control Site	Female	220	226	10/12/11	Yes	Control	Control	Control	Control	Control	Control	Control	Control	Control	Control
BS578	Control Site	Male	268	268	10/12/11	Yes	Control	Control	Control	Control	Control	Control	Control	Control	Control	Control
BS579	Control Site	Male	217	217	10/12/11	Yes	Control	Control	Control	Control	Control	Control	Control	Control	Control	Control
BS580	Control Site	Unknown	133	161	10/12/11	Yes	Control	Control	Control	Control	Control	Control	Control	Control	Control	Control
BS581	Control Site	Unknown	100	101	10/12/11	No	Missing	Missing	Missing	Missing	Missing	Missing	Missing	Missing	Missing	Missing
BS582	Control Site	Female	226	230	10/12/11	Yes	Control	Control	Control	Control	Control	Control	Control	Control	Control	Control
BS583	Control Site	Female	215	215	10/12/11	Yes	Control	Control	Control	Control	Control	Control	Control	Control	Control	Control
BS584	Control Site	Unknown	133	134	10/13/11	No	Deceased (Aug 2012)									
BS585	Control Site	Unknown	80	78	10/13/11	Yes	Missing	Missing	Missing	Missing	Missing	Missing	Missing	Missing	Missing	Missing
BS586	Control Site	Male	274	276	10/13/11	Yes	Control	Control	Control	Control	Control	Control	Control	Control	Control	Control
BS587	Control Site	Unknown	107	129	10/13/11	Yes	Control	Control	Control	Control	Control	Control	Control	Control	Control	Control
BS588	Control Site	Unknown	138	169	10/13/11	Yes	Control	Control	Control	Control	Control	Control	Control	Control	Control	Control
BS589	Control Site	Male	237	238	10/13/11	Yes	Control	Control	Control	Control	Control	Control	Control	Control	Control	Control
BS590	Control Site	Male	272	275	10/13/11	Yes	Control	Control	Control	Control	Control	Control	Control	Control	Control	Control
BS591	Control Site	Female	216	222	10/13/11	Yes	Control	Control	Control	Control	Control	Control	Control	Control	Control	Control
BS592	Control Site	Unknown	115	153	10/13/11	Yes	Control	Control	Control	Control	Control	Control	Control	Control	Control	Control
BS593	Control Site	Female	218	220	10/13/11	Yes	Control	Control	Control	Control	Control	Control	Control	Control	Control	Control

BS594	Control Site	Male	182	183	10/13/11	Yes	Missing	Missing	Missing	Missing	Missing	Missing	Missing	Missing	Missing	Missing
BS595	Control Site	Female	216	224	10/13/11	Yes	Control	Control	Control	Control	Control	Control	Control	Control	Control	Control
BS596	Control Site	Female	235	234	10/14/11	Yes	Control	Control	Control	Control	Control	Control	Control	Control	Control	Control
BS597	Control Site	Male	268	268	10/13/11	Yes	Control	Control	Control	Control	Control	Control	Control	Control	Control	Control
BS598	Control Site	Female	234	237	10/14/11	Yes	Control	Control	Control	Control	Control	Control	Control	Control	Control	Control
BS599	Control Site	Female	215	218	10/13/11	Yes	Control	Control	Control	Control	Control	Control	Control	Control	Control	Control
BS600	Control Site	Male	254	257	10/13/11	Yes	Control	Control	Control	Control	Control	Control	Control	Control	Control	Control
BS601	Control Site	Unknown	90	91	10/14/11	No	Deceased (May 2012)									
BS602	Control Site	Male	207	209	10/14/11	Yes	Control	Control	Control	Control	Control	Control	Control	Control	Control	Control
BS603	Control Site	Unknown	109	108	10/14/11	No	Deceased (May 2012)									
BS604	Control Site	Female	189	196	10/14/11	Yes	Control	Control	Control	Control	Control	Control	Control	Control	Control	Control
BS605	Control Site	Female	219	219	10/14/11	Yes	Control	Control	Control	Control	Control	Control	Control	Control	Control	Control
BS606	Control Site	Male	198	212	10/14/11	Yes	Control	Control	Control	Control	Control	Control	Control	Control	Control	Control
BS607	Control Site	Unknown	88	106	10/14/11	Yes	Control	Control	Control	Control	Control	Control	Control	Control	Control	Control
BS608	Control Site	Male	243	241	10/14/11	Yes	Control	Control	Control	Control	Control	Control	Control	Control	Control	Control
BS609	Control Site	Male	241	249	10/14/11	Yes	Control	Control	Control	Control	Control	Control	Control	Control	Control	Control
BS610	Control Site	Unknown	152	179	10/14/11	Yes	Control	Control	Control	Control	Control	Control	Control	Control	Control	Control
BS611	Control Site	Unknown	104	127	10/15/11	Yes	Control	Control	Control	Control	Control	Control	Control	Control	Control	Control
BS612	Control Site	Unknown	81	109	10/15/11	Yes	Control	Control	Control	Control	Control	Control	Control	Control	Control	Control
BS613	Control Site	Female	224	221	10/15/11	Yes	Control	Control	Control	Control	Control	Control	Control	Control	Control	Control
BS614	Control Site	Male	271	272	10/15/11	Yes	Control	Control	Control	Control	Control	Control	Control	Control	Control	Control
BS615	Control Site	Male	284	281	10/15/11	Yes	Control	Control	Control	Control	Control	Control	Control	Control	Control	Control
BS616	Control Site	Female	240	244	10/15/11	Yes	Control	Control	Control	Control	Control	Control	Control	Control	Control	Control
BS617	Control Site	Male	179	206	10/15/11	Yes	Control	Control	Control	Control	Control	Control	Control	Control	Control	Control

BS618	Control Site	Male	274	275	10/15/11	Yes	Control	Control	Control	Control	Control	Control	Control	Control	Control	Control
BS619	Control Site	Female	221	219	10/9/11	Yes	Control	Control	Control	Control	Control	Control	Control	Control	Control	Control
BS620	Control Site	Female	187	191	10/15/11	Yes	Control	Control	Control	Control	Control	Control	Control	Control	Control	Control
BS621	Control Site	Female	199	201	10/15/11	Yes	Control	Control	Control	Control	Control	Control	Control	Control	Control	Control
BS622	Control Site	Unknown	76	96	10/15/11	Yes	Control	Control	Control	Control	Control	Control	Control	Control	Control	Control
BS623	Control Site	Female	223	226	10/15/11	Yes	Control	Control	Control	Control	Control	Control	Control	Control	Control	Control
BS624	Control Site	Unknown	99	128	10/15/11	Yes	Control	Control	Control	Control	Control	Control	Control	Control	Control	Control
BS625	Control Site	Male	272	271	10/15/11	Yes	Control	Control	Control	Control	Control	Control	Control	Control	Control	Control
BS626	Control Site	Unknown	173	173	10/16/11	Yes	Missing	Missing	Missing	Missing	Missing	Missing	Missing	Missing	Missing	Missing
BS627	Control Site	Unknown	61	70	10/16/11	Yes	Control	Control	Control	Control	Control	Control	Control	Control	Control	Control
BS628	Control Site	Male	226	229	10/16/11	Yes	Control	Control	Control	Control	Control	Control	Control	Control	Control	Control
BS629	Control Site	Unknown	150	176	10/16/11	Yes	Control	Control	Control	Control	Control	Control	Control	Control	Control	Control
BS630	Control Site	Male	143	187	10/16/11	Yes	Control	Control	Control	Control	Control	Control	Control	Control	Control	Control
BS631	Control Site	Female	222	221	10/16/11	Yes	Control	Control	Control	Control	Control	Control	Control	Control	Control	Control
BS632	Control Site	Unknown	93	120	10/16/11	Yes	Control	Control	Control	Control	Control	Control	Control	Control	Control	Control
BS633	Control Site	Unknown	67	94	10/16/11	Yes	Control	Control	Control	Control	Control	Control	Control	Control	Control	Control
BS634	Control Site	Unknown	130	155	10/16/11	Yes	Control	Control	Control	Control	Control	Control	Control	Control	Control	Control
BS635	Control Site	Female	159	187	10/16/11	Yes	Control	Control	Control	Control	Control	Control	Control	Control	Control	Control
BS636	Control Site	Female	271	272	10/16/11	Yes	Control	Control	Control	Control	Control	Control	Control	Control	Control	Control
BS637	Control Site	Unknown	121	129	10/16/11	No	Deceased (Mar 2012)									
BS638	Control Site	Male	260	249	10/16/11	Yes	Control	Control	Control	Control	Control	Control	Control	Control	Control	Control
BS639	Control Site	Male	210	219	10/16/11	Yes	Control	Control	Control	Control	Control	Control	Control	Control	Control	Control
BS640	Control Site	Unknown	76	94	10/17/11	Yes	Control	Control	Control	Control	Control	Control	Control	Control	Control	Control
BS641	Control Site	Male	232	234	10/16/11	Yes	Control	Control	Control	Control	Control	Control	Control	Control	Control	Control
BS64	Control	Female	200	196	10/17/11	Yes	Control	Control	Control	Control	Control	Control	Control	Control	Control	Control

2	Site																
BS643	Control Site	Male	221	225	10/17/11	Yes	Control	Control	Control	Control	Control	Control	Control	Control	Control	Control
BS644	Control Site	Male	265	266	10/17/11	Yes	Control	Control	Control	Control	Control	Control	Control	Control	Control	Control
BS645	Control Site	Male	269	273	10/17/11	Yes	Control	Control	Control	Control	Control	Control	Control	Control	Control	Control
BS646	Control Site	Female	227	228	10/17/11	Yes	Control	Control	Control	Control	Control	Control	Control	Control	Control	Control
BS647	Control Site	Unknown	93	110	10/17/11	Yes	Control	Control	Control	Control	Control	Control	Control	Control	Control	Control
BS648	Control Site	Male	261	260	10/17/11	Yes	Control	Control	Control	Control	Control	Control	Control	Control	Control	Control
BS649	Control Site	Female	246	252	10/17/11	Yes	Control	Control	Control	Control	Control	Control	Control	Control	Control	Control
BS650	Control Site	Male	264	270	10/17/11	Yes	Control	Control	Control	Control	Control	Control	Control	Control	Control	Control
BS651	Control Site	Male	247	247	10/17/11	Yes	Control	Control	Control	Control	Control	Control	Control	Control	Control	Control
BS652	Control Site	Male	234	237	10/17/11	Yes	Control	Control	Control	Control	Control	Control	Control	Control	Control	Control
BS653	Control Site	Male	196	210	10/17/11	Yes	Control	Control	Control	Control	Control	Control	Control	Control	Control	Control
BS654	Control Site	Unknown	152	175	10/15/11	Yes	Control	Control	Control	Control	Control	Control	Control	Control	Control	Control
BS655	Control Site	Unknown	88	94	10/18/11	No	Deceased (Sep 2012)									

Table 5. Avian mortalities

Table 6. Bat mortalities

Figure 1. ISEGS Initial Adult Tortoise Locations - Ivanpah 1 and Recipient Site.

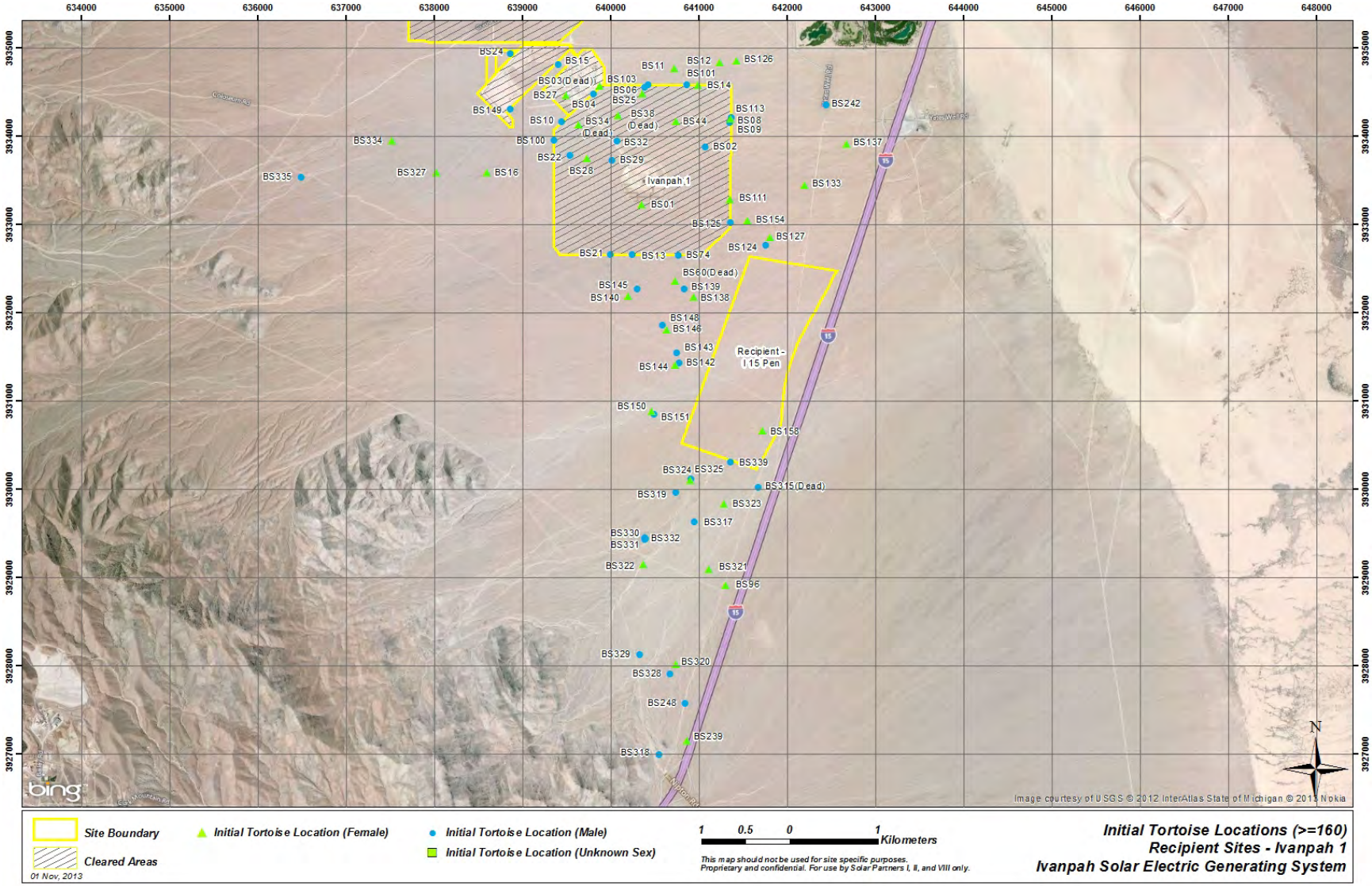

Figure 2. ISEGS Initial Juvenile Tortoise Locations - Ivanpah 1 and Recipient Site.

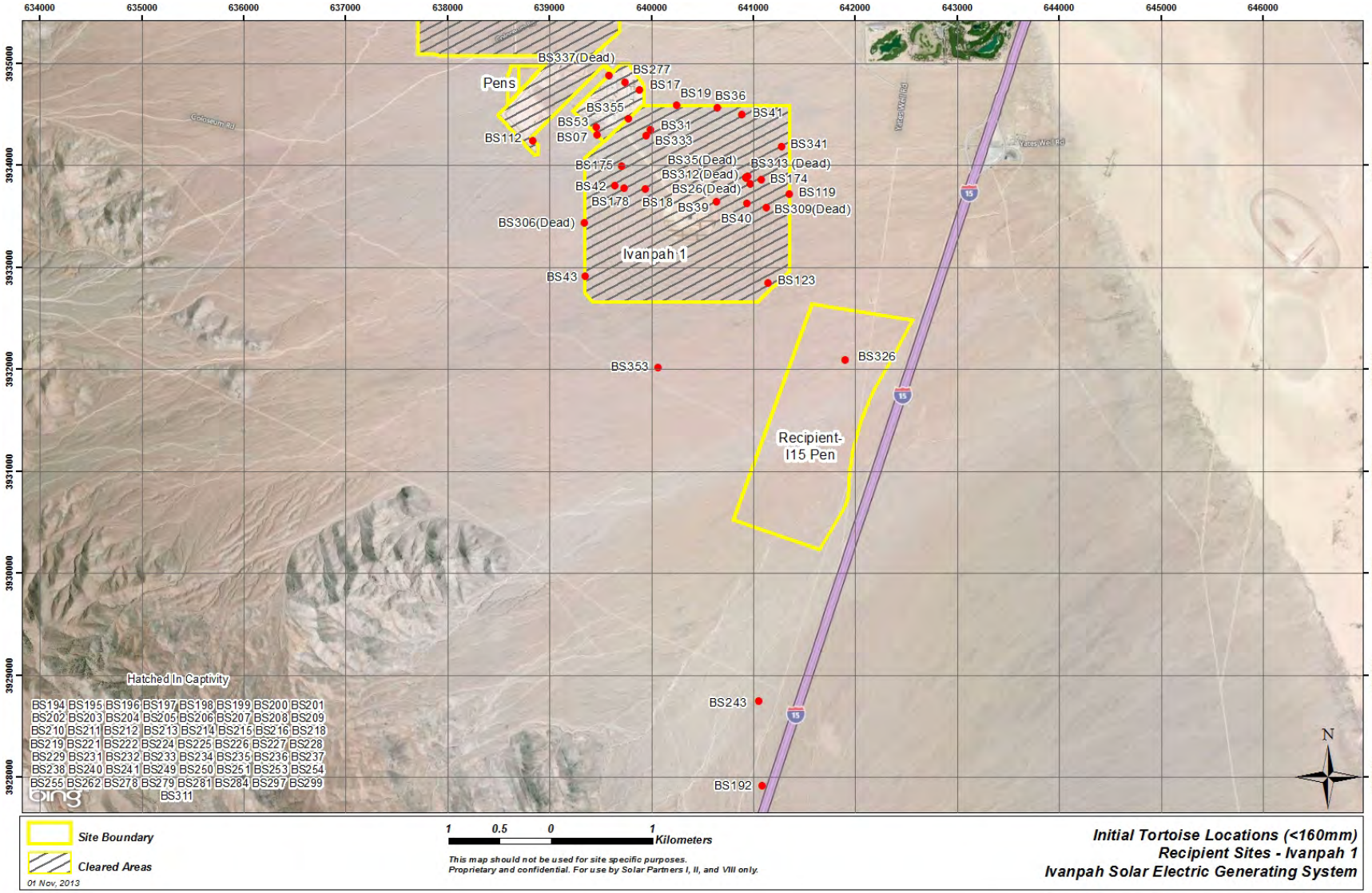

Figure 3. ISEGS Initial Adult Tortoise Locations - Ivanpah 2 and 3 and Recipient Site.

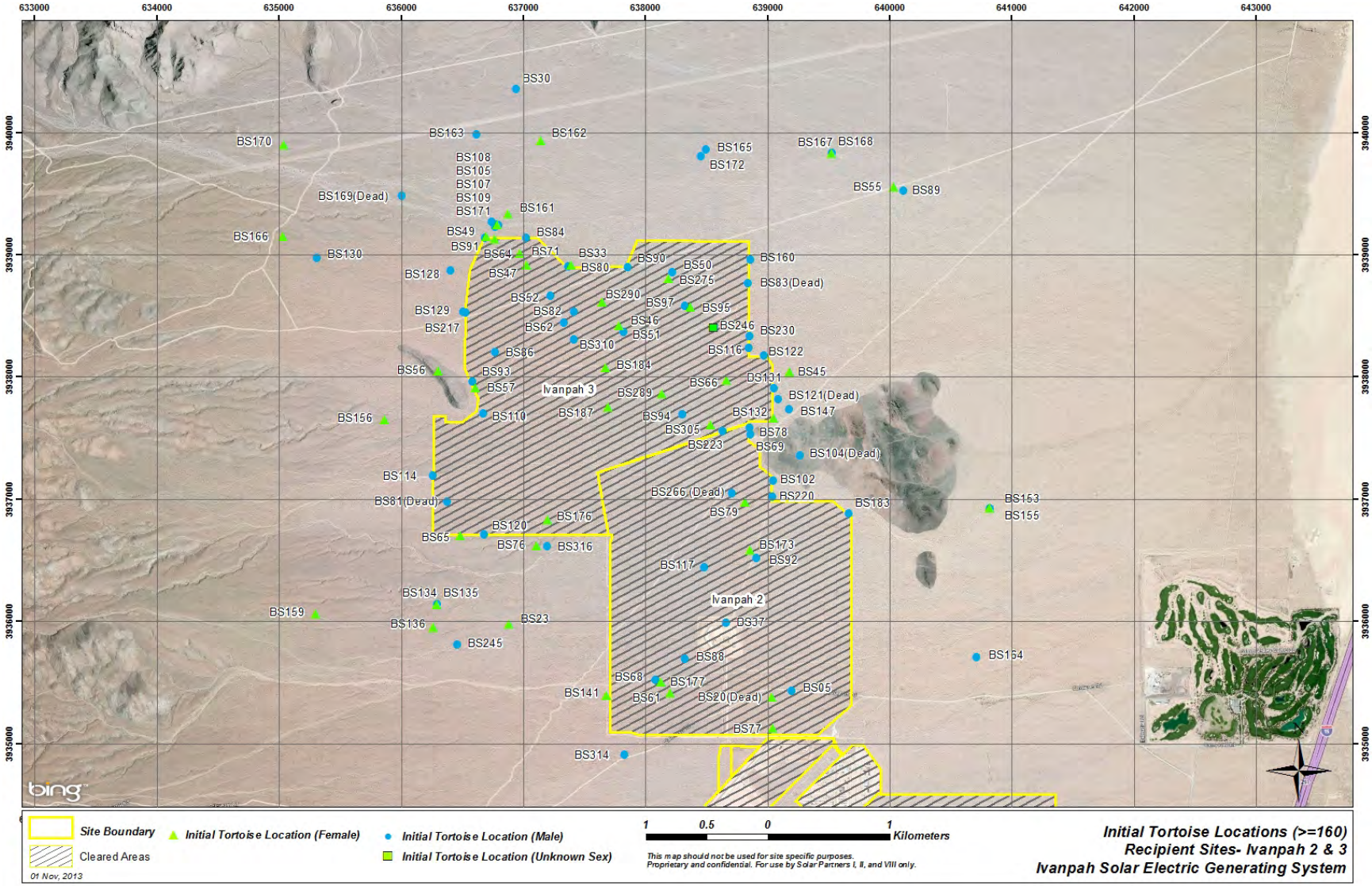

Figure 4. ISEGS Initial Juvenile Tortoise Locations - Ivanpah 2 and 3 and Recipient Site.

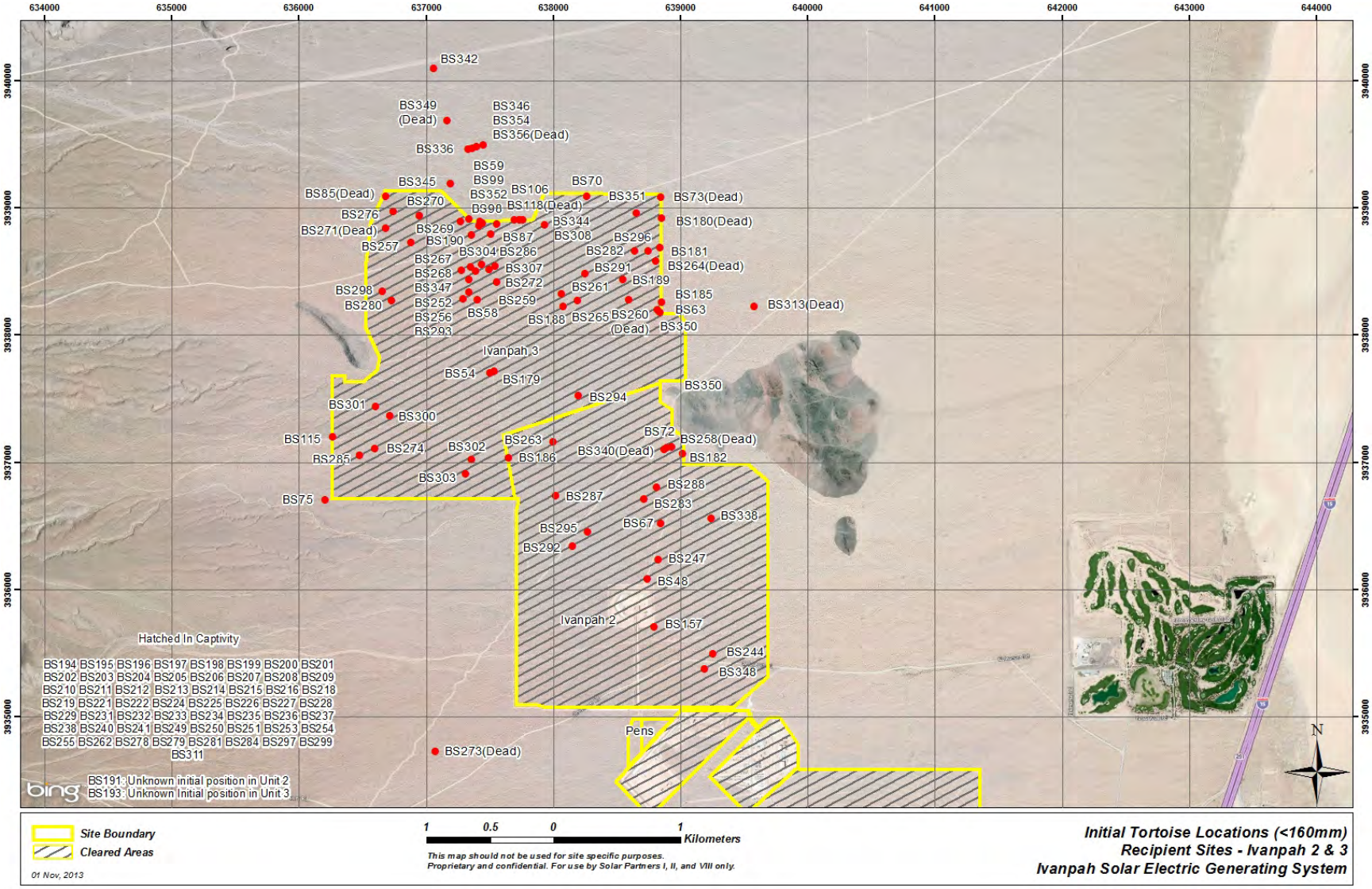

Figure 5. ISEGS Initial Tortoise Locations _East Control Site.

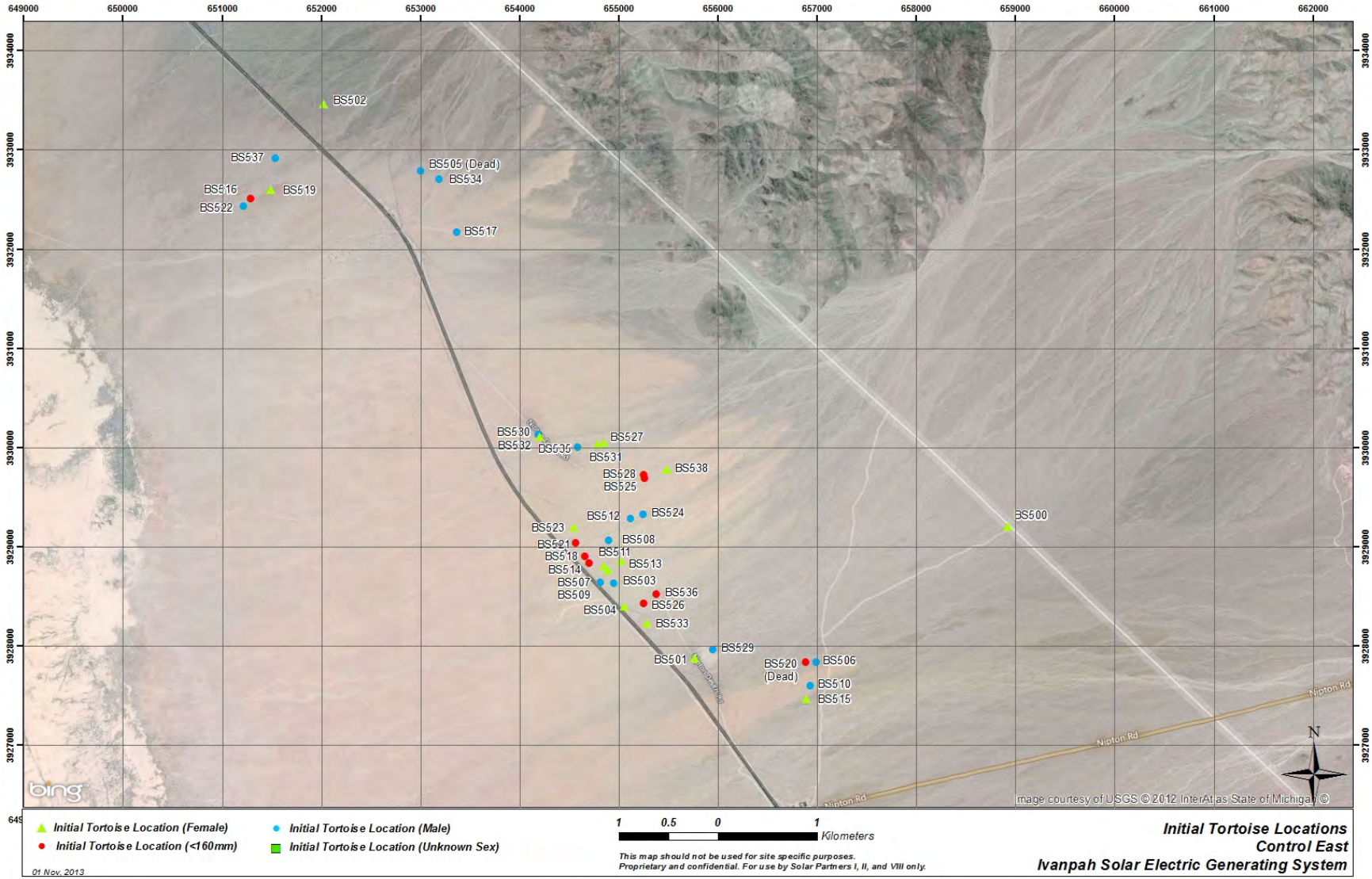

Figure 6. ISEGS Initial Tortoise Locations - West Control Site.

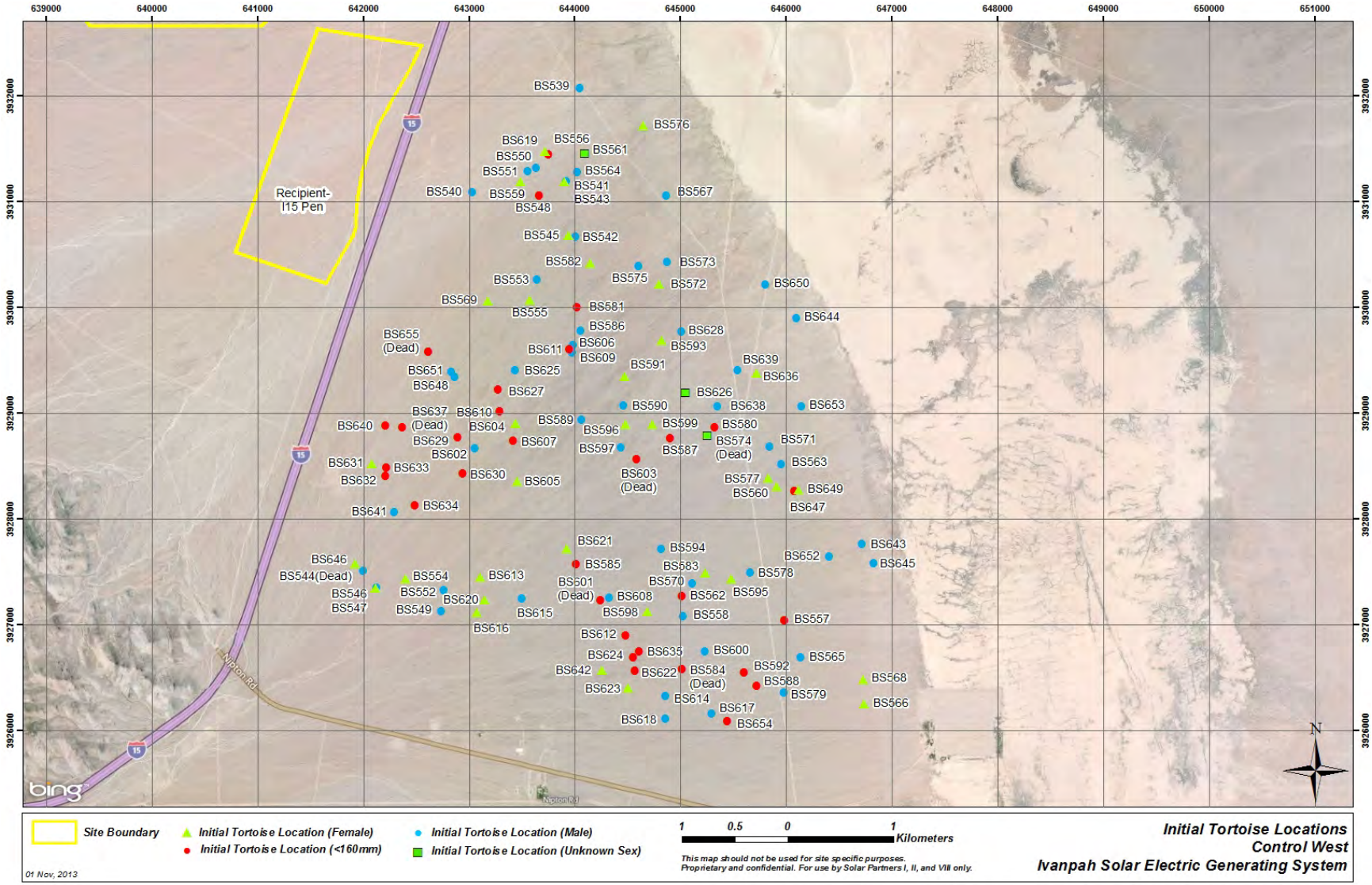

Figure 7. ISEGS Current Tortoise Locations - Ivanpah 1 and Recipient Site.

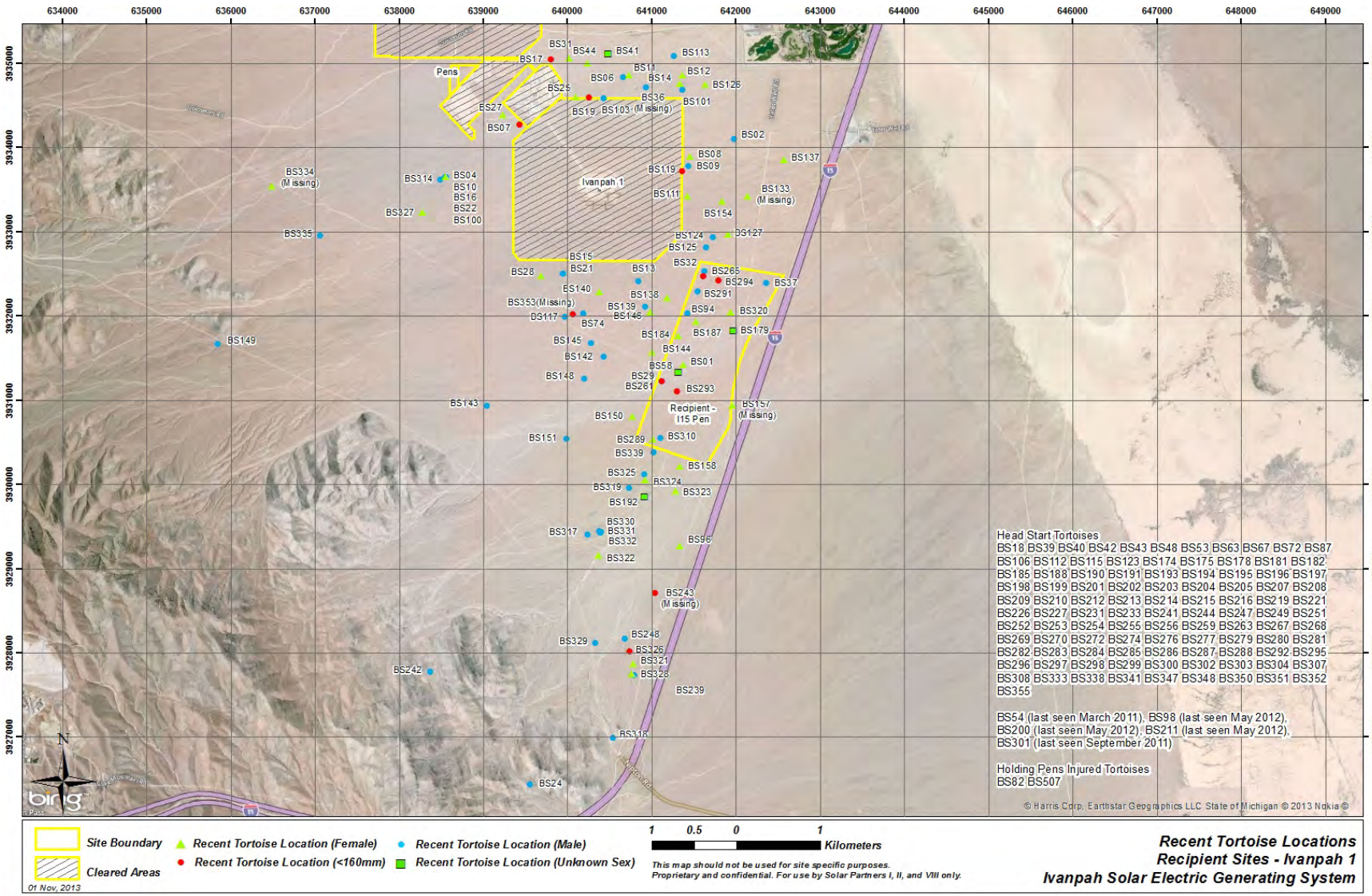

Figure 8. ISEGS Current Tortoise Locations - Ivanpah 2 and 3 and Recipient Site.

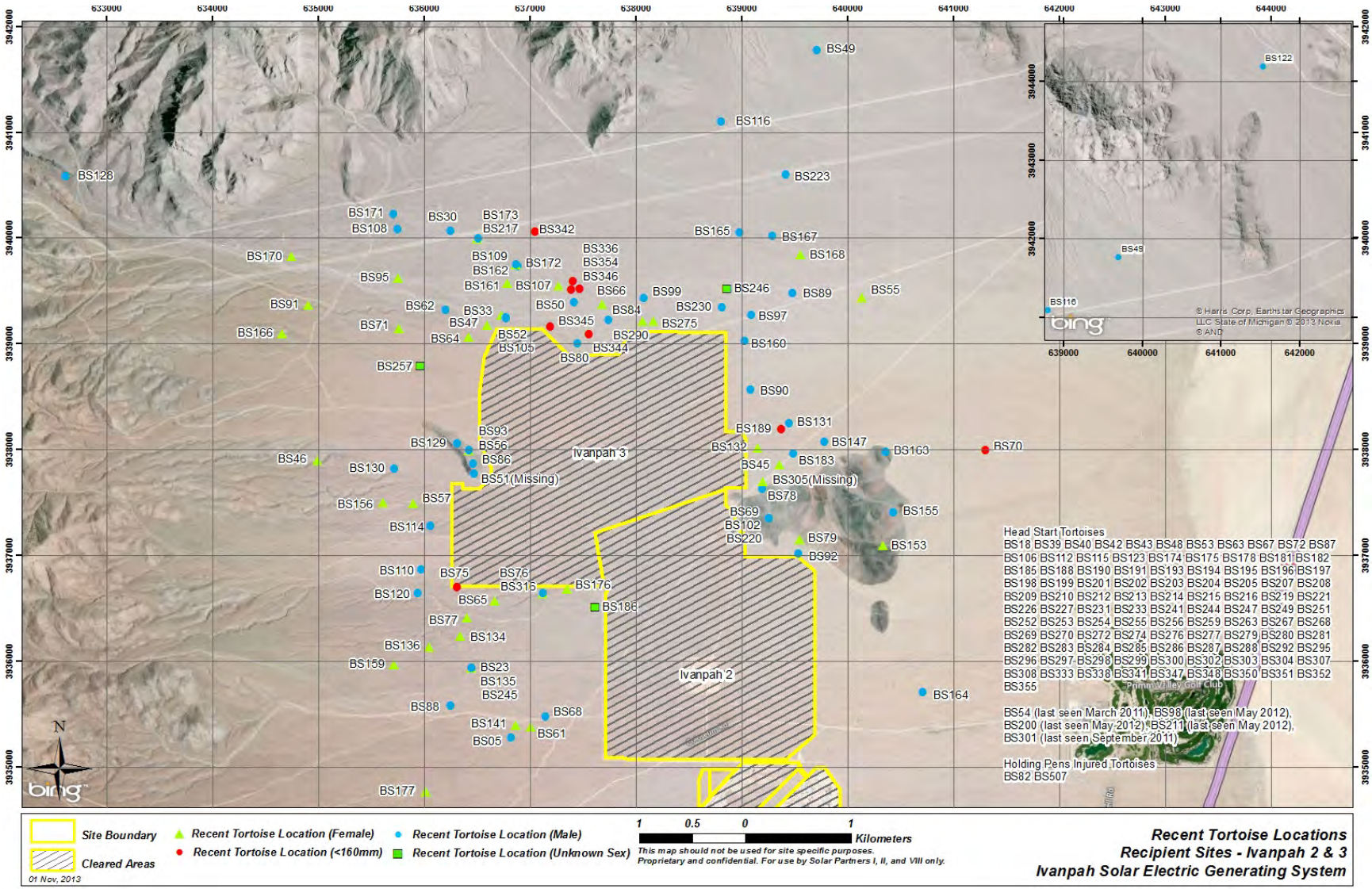

Figure 9. ISEGS Current Tortoise Locations - East Control Site.

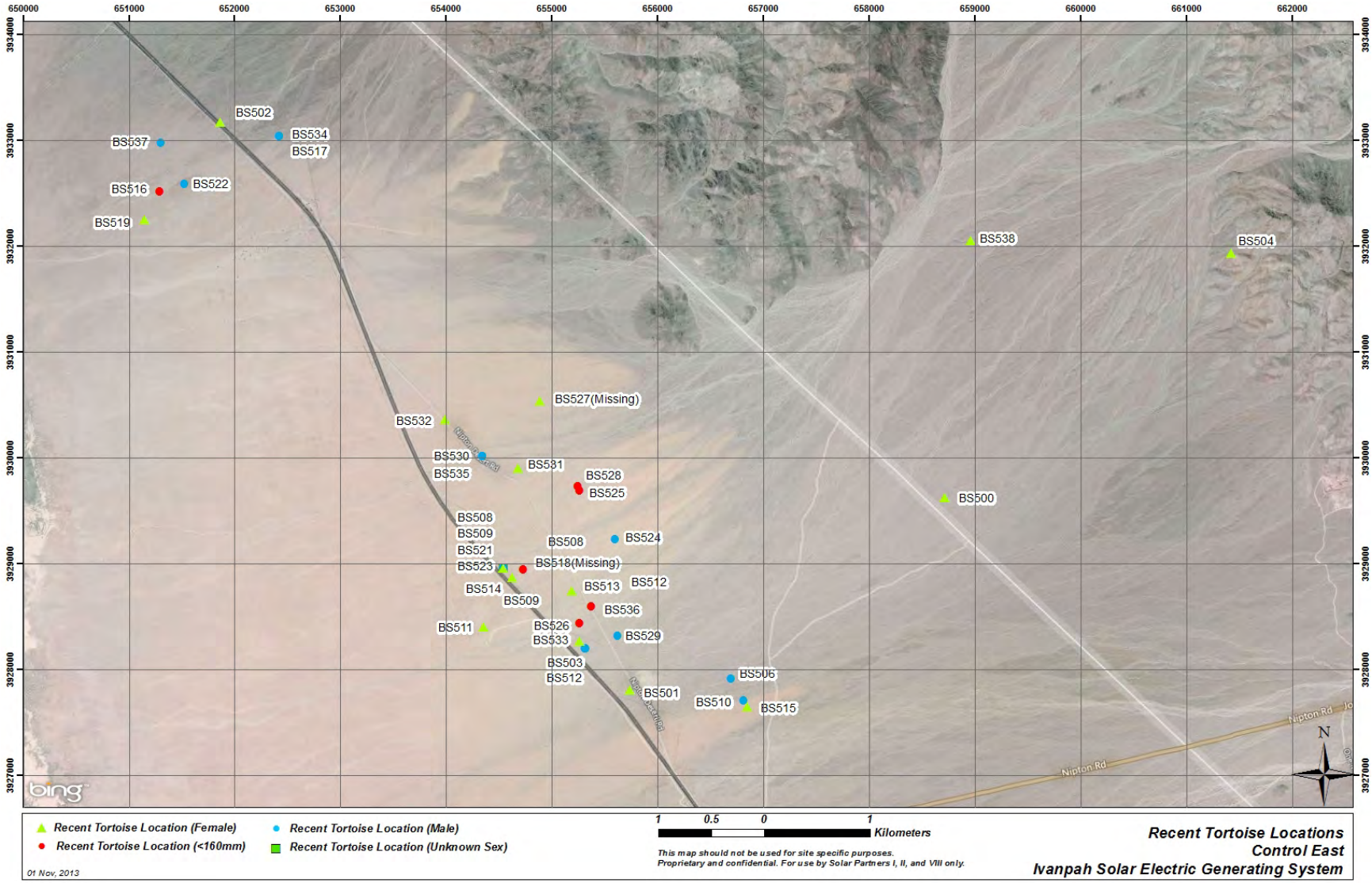

Figure 10. ISEGS Current Tortoise Locations - West Control Site.

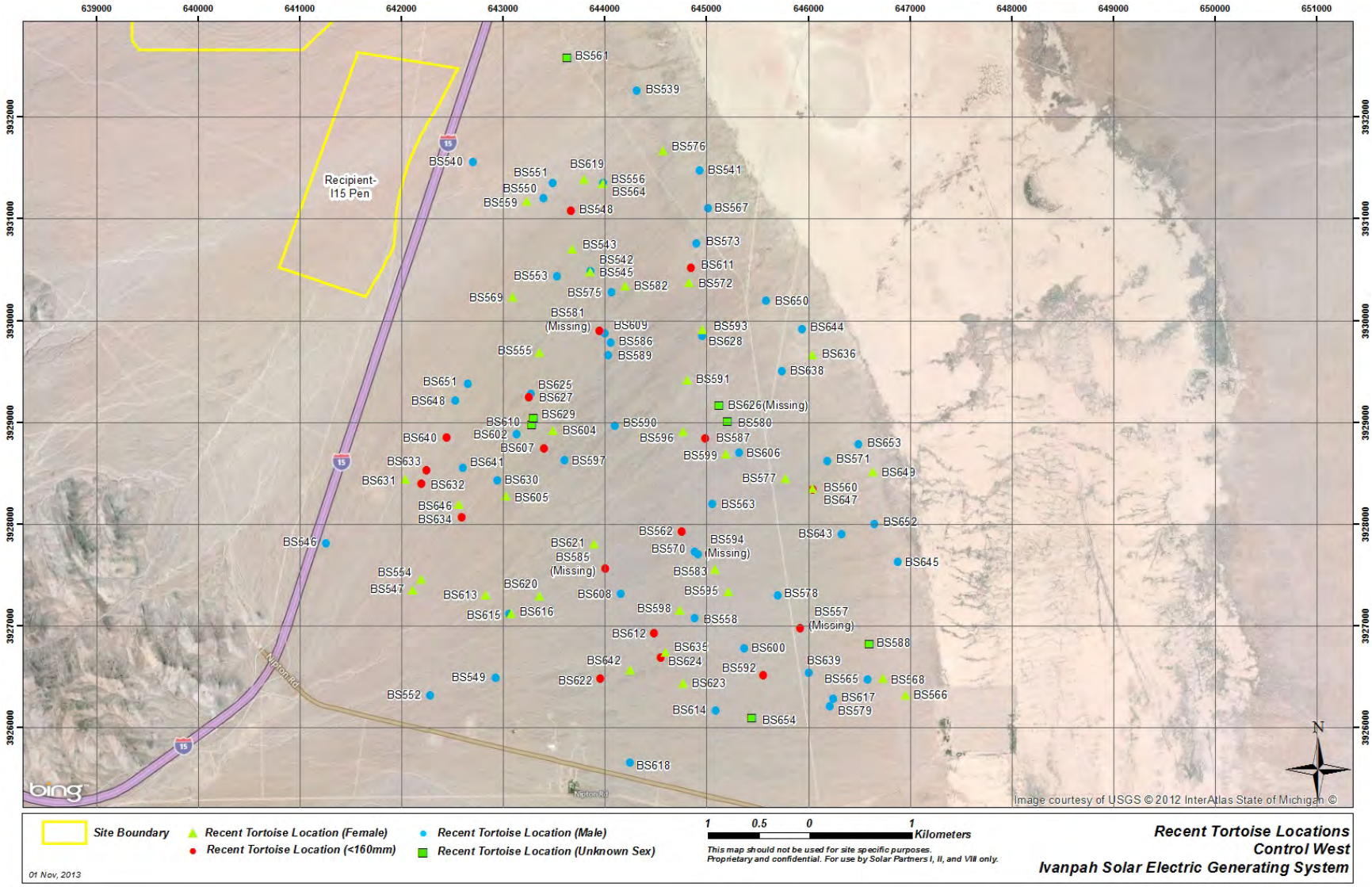

Condition of Certification BIO-18 Summary – October 2013

Within the month of October, 2013, special-status plants were protected or salvaged as outlined in the Ivanpah SEGS Special-status Plant Protection and Monitoring Plan, Revision 1 (Revised Protection Plan). Special-status plants that were not already designated to be salvaged or fenced (per the Revised Protection Plan) were salvaged and replanted in the Rare Plant Transplantation Area (RPTA-1). These plants will be maintained for use in later project phases during revegetation or as propagules in compliance with BIO-18.

Rare Plant Transplantation Area (RPTA) Activities

No maintenance visits were performed within the RPTA-1 in October 2013. A few Mojave milkweed were salvaged from the solar field on October 4 and 7, 2013, and transplanted into the RPTA-1. These plants were watered following replanting. Approximately 0.5-inch of precipitation was recorded onsite between October 10 and 11, 2013. Other than watering the salvaged and transplanted Mojave milkweed, plants located in the RPTA-1 were not given supplemental water during the month of October. The condition of all transplanted individuals in the RPTA-1, RPTA-2, and the common succulent nursery will continue to be assessed in future months. The need for additional watering will be evaluated in spring 2014 as temperatures and water demands increase as the season progresses.

Solar Field and Mitigation Area Activities

Plant health assessments for desert pincushion, Mojave milkweed, Parish's club-cholla, and Rusby's desert mallow were performed in October, 2013. The health assessments were conducted within the Special-status Plant Protection Area (SSPPAs), three onsite mitigation areas (CLA-1, CLA-2, and NRPMA), and the RPTA-1. The condition of the natural gas line and seeding/planting activities was also assessed in October. The main objective of the health assessments is to assess plant survivorship and vigor for the annual compliance monitoring program. Results of the plant health assessments and other activities performed in support of BIO-18 in 2013 will be described in the year-end Annual BIO-18 Special-Status Plant Monitoring Report.

Each special-status plant has been assigned a unique plant identification number for monitoring purposes. Special-status plants are marked in the field with aluminum tags and plastic UV-resistant stakes. Annual upkeep and maintenance performed in October included replacing worn metal tags, stakes, Sensitive Biological Resource Area signs, and rope within the SSPPAs, mitigation areas, and 250-foot buffer. No maintenance occurred within RPTA-1.

Due to above-average summer rainfall, special-status plant seed was produced in relative abundance. Permission to collect on BLM land outside the project site was obtained from BLM and special-status seed was collected both onsite and offsite on BLM land in October, 2013. Special-status seed collected between September and October 2013 is currently being cleaned, dried, and inventoried. A limited amount of nine-awned pappus grass seed was sent to the Wyoming seed testing lab. Results of testing showed that nine-awned pappus grass seed collected in September 2013 has high viability.

Special-status seed collected between 2010 and 2013 will continue to be stored in the refrigerated seed trailer in the native plant nursery until it is used on the natural gas line in compliance with BIO-18 or in short term disturbance revegetation areas. Cleaned and dried seed is currently being stored in glass jars with desiccant packs. In compliance with the BLM seed collection permit, a small amount of cleaned and dried seed will be submitted to the Rancho Santa Ana Botanical Garden for long-term seed storage.

Native Plant Nursery Activities

Parish's club-cholla propagules located in the native plant nursery were not watered in October, 2013. Their general condition will be assessed in the nursery in future months.

Future botanical activities for the next 90 days include:

- Quality Assurance/Quality Control (QA/QC) of plant data collected during the health assessment of special-status plants in the SSPPA exclusionary fencing areas “e.g., halos” in Ivanpah 1, 2 and 3
- QA/QC of plant data collected during the health assessment of special-status plants in the onsite mitigation areas (CLA-1, CLA-2, and NRPMA)
- QA/QC of data collected during the RPTA-1 special-status plant inventory
- QA/QC of special-status seed inventory data
- Submittal of special-status plant seed to Rancho Santa Ana Botanical Garden for long-term storage
- Salvage and replanting of Mojave milkweed not included in exclusionary fences in Ivanpah 1, 2, and 3 per the Revised Protection Plan
- Preparation of the Draft and Final BIO-18 Special-Status Plant Annual Compliance Monitoring Reports
- Special-status plant germination and plant checks along the natural gas line corridor to obtain data on the response to summer rainfall and placement of additional seed and plants within the corridor

Monthly Compliance Report for Revegetation, Rehabilitation, and Weed Management Activities for Ivanpah SEGS, October 2013; COC BIO-13 and BIO-14

TO:	Mary Huizar/BrightSource Energy Doug Davis/BrightSource Energy
COPIES:	CH2M HILL Project Environmental Staff
FROM:	Morgan King/CH2M HILL
DATE	November 5, 2013

This compliance report combines topics pertaining to revegetation, rehabilitation, and weed management activities at the Ivanpah SEGS project site pursuant to the project-specific *Closure, Revegetation and Rehabilitation Plan for Ivanpah SEGS* (the Plan) and the *Weed Management Plan* (WMP) incorporated therein. Seed collection recommendations are included in the Plan as well as a separate document excerpted from the Plan, *Seed Collection and Revegetation Proposed Plan*. Compliance with these plans is required by the Bureau of Land Management Right-of-Way Grant and the California Energy Commission's (CEC) Conditions of Certification (COCs) BIO-13 and BIO-14.

Training Provided This Month

Construction personnel continue to receive the CEC-approved Weed Avoidance and Control Module of the Worker Environmental Awareness Program (WEAP) prior to working on this project and as an annual refresher (COC BIO-13).

Revegetation

In October, previously revegetated sections of the natural gas pipeline were re-excavated to address engineering concerns, and this newly disturbed ROW included portions north of Unit 3. The additional disturbance will require supplemental revegetation efforts to comply with the Plan.

Seed Collection

Abundant late-summer precipitation produced a harvestable fall seed crop. After obtaining the appropriate permits, seed collectors collected both common and special-status plant seed in the Ivanpah Valley to support continuing revegetation efforts.

Weed Management Activities

In October, a total of 71 noxious weed individuals of Russian thistle (*Salsola tragus*) and puncture vine (*Tribulus terrestris*) were identified at Ivanpah SEGS (Table 1). All individuals were removed by hand, bagged and disposed of offsite by a qualified botanist.

TABLE 1
October Noxious Weed Species Observations and Location

Species	Individuals	Ivanpah SEGS Project Location
Russian thistle	1	Northern gas pipeline revegetation area
	1	Unit 2, power block, old parking lot
Puncture vine	35	CLA - East
	1	CLA – West, Rare Plant Transplant Area - 1 (RPTA-1)
	28	Unit 1: Sector D mostly along power block access road
	3	Unit 2: power block, old parking lot
	2	Unit 3: power block, old parking lot
Total	**71**	**CLA-E, CLA-W, Northern Gas Pipeline, Unit 1, 2, and 3**

Continuing and Planned Activities

Bechtel is developing a design plan to accompany the transition of the Common Logistics Area (CLA) from a construction- to operations-dedicated facility. This design will delineate the remaining planned short-term disturbance revegetation acreage, which will in turn determine if the current seed stock is sufficient for revegetation.

The following activities are ongoing or planned at the Ivanpah SEGS project site to comply with project-specific plans and permit requirements:

- Common and special-status plant seed collection will continue in November.
- Short-term revegetation areas will be monitored monthly for invasive weeds for the first 2 years after construction.
- Salvaged succulents will continue to be monitored and maintained.

STATUS REPORT

Project Name: Ivanpah Solar Electric Generating System (ISEGS)
Subject: Perimeter Fence Evaluation, October 31, 2013
From: Lori Rose, Biologist for Solar Partners, LLC

This document provides the latest survey results for all perimeter fencing on the ISEGS project site. There was 1 rain event during the month; the event of 10/9 (data unavailable at CLA gauge) to 10/10/2013 (0.34" at CLA gauge) which started in the evening after workers left the site, and ended by mid-morning the following day. Total rainfall for the event was measured at 0.54" at the Tortoise Husbandry Pens, roughly ¼ mile away. It caused minor damage to fencelines, leaving a few areas in need of repair. The morning following the event, monitors inspected the fenceline and performed emergency repairs as necessary to tortoise exclusion fences to keep the fenceline tortoise proof. Tortoise guards were dug out as needed. Long-term repairs to flood damaged sections of the fence from summer and early fall monsoons were not addressed during the month. Repairs were performed on three separate instances of collision damage to the Colosseum Road fence.

The perimeter fence, tortoise guards and sections of offsite fencing need significant work to bring them into compliance with specifications. Specific and general issues are listed below.

Trash: in laydown areas, on fencelines, and migrating outside of project boundary. Windy conditions occurred periodically through the month, causing additional trash to accumulate on fencelines and in the solar fields. Laborers worked to pick up trash in vegetation outside the inner ring roads. Excessive trash has built up for many months on the fence north and east of the HAB, and it has wedged behind the straw bales. Trash remains outside of the project boundary east of the HAB. It has accumulated in low areas, such as eroded water channels and outside the project in the mouth of tortoise burrows. The CLA laydown area also has pockets of trash, in places such as behind the jersey barriers. Trash is also occasionally scattered where there is a fenceline to catch it.

Fence Issues:

MULTIPLE AREAS

BMP Straw bales have not been installed at significant drainages where flow dynamics have altered wash locations, and erosion is carrying sediments offsite, specifically on the south and east fencelines of Unit 1, the east fence line of Units 2 and 3, and the north fenceline of Unit 3 though locations were flagged in November 2012, and again in July 2013.

UNIT 1

Fencing is in good condition except for several locations (east, north, west, and south) where the tortoise exclusion fence and/or BMP straw bales have been washed out. These areas have been temporarily patched but need long-term repair. The all of the tortoise guards needs to be dug out further, especially the ramps.

COMMONS EAST

Fencing is in adequate condition. There are several locations (northeast, northwest, and southwest) where the tortoise exclusion fence and/or BMP straw bales have been washed out. These areas have been temporarily patched, and long-term repair work is needed. Other sections of fence are overfilled with sediments and need to be dug out to keep the exclusion fence effective. The dirt and rock securing the fencing across the engineered drainage has been badly eroded, and it is temporarily patched with pearl weave. The HAB drainage screen is completely chocked with trash, reducing the effectiveness of the drain.

COMMONS WEST

Fencing is in adequate condition. There are several locations (southeast, northwest, and southwest) where the tortoise exclusion fence has been washed out. These areas have been temporarily patched, and long-term repair work is needed.

EDISON RIGHT OF WAY

The gate from the CLA access road into the SCE ROW is inoperable due to grading of roadbase material at a height that prevents the gates from swinging open or shut. As it is, (one side stuck open, one side stuck shut), it would be difficult for Edison to access this area with a line truck.

UNIT 2

Fencing is, for the most part, in good condition except for the eastern and southeastern fencelines. The tortoise exclusion fence and/or BMP straw bales have been washed out, but are temporarily patched as the primary line of defense preventing tortoises from accessing the site. The security fence is breeched in numerous locations. Long-term repair work is needed. Most BMP straw bales are in poor condition, and they will need to be replaced and relocated to the security fence whenever the outer exclusion fence is removed. The tortoise guards on the east and west need to be dug out further.

UNIT 3

Fencing is, for the most part, in good condition except for washouts on the eastern, northern, and western fencelines. The tortoise exclusion fence and/or BMP straw bales have been washed out, but are temporarily patched as the primary line of defense preventing tortoises from accessing the site. The security fence is breeched in numerous locations. Long-term repair work is needed. Most BMP straw bales are in poor condition, and they will need to be replaced and relocated to the security fence whenever the outer exclusion fence is removed. The tortoise guards on the west, east, and northeast need to be dug out further.

COLLOSSEUM ROAD

Fencing is, for the most part, in good condition except for a few washouts or excessive deposits on the fencelines. BMP straw bales are in variable condition. The tortoise guard at the top of Old Colosseum Road needs sediment deposits removed, as do the guards on lower Colosseum Rd.

YATES WELL ROAD

Fencing is, for the most part, in good condition except for a few washouts on the fencelines. BMP straw bales are not present on this off-site fenceline. The tortoise guard at the corner of the golf course, and the one where the ATT fiber optic heads south both need sediment deposits removed.

I-15 PEN FENCE

The tortoise exclusion fence on the south and southwest side of the I-15 pen was never hog-ringed to the tension wire, and is sagging.

Fencing otherwise is being maintained by BrightSource/NRG.

MISCELLANEOUS

The tie in of the I-15 ROW fence with the Yates Well Road fence needs repair in the wash, and further repairs are needed to the ROW fence south about ¼ to ½ mile at two wash crossings.

*****end of report*****

FENCE REPORT MAP

31 OCTOBER 2013

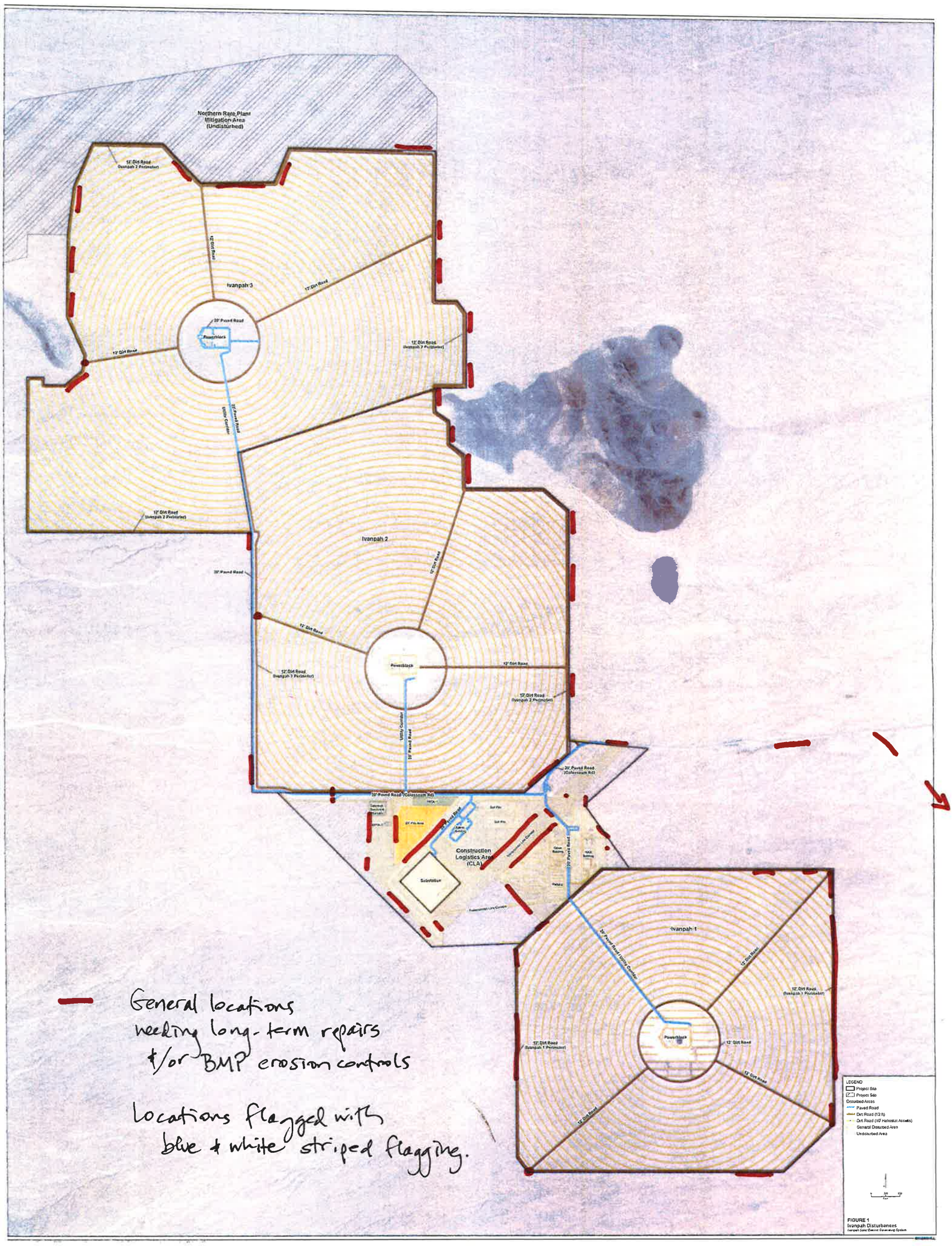

General locations needing long-term repairs &/or BMP erosion controls

Locations flagged with blue & white striped flagging.

Discovery Date *	Collection Date *	Specimen Number *	Species Common Name (AOU English Name) *	Scientific Name (include subspecies, if known) *	SPITS Code	Age	Sex	How found? (Carcass survey, incidental detection) *	Condition of Bird/Carcass (or if Active Nest Relocation, please indicate that here)*	Estimated time dead/injured before discovery	Description of Carcass/Injury (noticeable injuries, entire, partial, feather, scavanged, disarticulation, emaciated)*	Suspected cause of injury/mortality (field determination)*	Level of certainty for suspected cause * Observed - 100% Valid - >90% certainty Probable - >50% certainty Possible - <50%, but > 0% certainty Not Applicable - 0% certainty or unknown	Disposition (Where did carcass end up?)*	Injured animal outcome? (Died, euthanized, released, rehab center, zoo)	Where found: GPS Latitude (decimal degrees)*	Where found: GPS Longitude (decimel degrees)*	Project feature where injured bird/carcass was found*	Project feature where injured bird/carcass was found* (use if more than one feature found)	Distance to Project Feature (Feet) *
10/2/2013	10/2/2013	2013_31_ISEGS	House Finch	Carpodacus mexicanus	HOFI	Unknown	Unknown	Carcass Survey	Dead, semi-fresh (eyes desiccated, rigor mortis)	3-6 days	Intact, melting of feathers	Scorched or singed	Valid (>90%)	USFWS Law Enforcement		640572	3933562	Open	Heliostat	<30
10/2/2013	10/2/2013	2013_32_ISEGS	House Finch	Carpodacus mexicanus	HOFI	Unknown	Unknown	Carcass Survey	Dead, semi-fresh (eyes desiccated, rigor mortis)	3-6 days	Intact, melting of feathers	Scorched or singed	Valid (>90%)	USFWS Law Enforcement		640369	3933555	Project Building		<3
10/2/2013	10/2/2013	2013_33_ISEGS	Yellow-rumped Warbler	Dendroica coronata	YRWA	Unknown	Female	Carcass Survey	Dead, semi-fresh (eyes desiccated, rigor mortis)	3-6 days	Intact, melting of feathers	Scorched or singed	Valid (>90%)	USFWS Law Enforcement		640396	3933410	Open		
10/2/2013	10/2/2013	2013_34_ISEGS	Verdin	Auriparus flaviceps	VERD	Adult	Unknown	Carcass Survey	Dead, semi-fresh (eyes desiccated, rigor mortis)	3-6 days	Intact, no visible trauma	Unknown	Not Applicable (0% or Unknown)	USFWS Law Enforcement		640267	3933388	Heliostat		<3
10/2/2013	10/2/2013	2013_35_ISEGS	UNKNOWN	0	O	Unknown	Unknown	Carcass Survey	Broken up	Unknown	Partial, wings and part of breast	Unknown	Not Applicable (0% or Unknown)	USFWS Law Enforcement		640228	3933286	Heliostat		<30
10/2/2013	10/2/2013	2013_36_ISEGS	House Finch	Carpodacus mexicanus	HOFI	Adult	Male	Carcass Survey	Dead, fresh (eyes moist)	8-24 hours	Intact, melting of feathers	Scorched or singed	Valid (>90%)	USFWS Law Enforcement		640322	3933455	Project Building		<30
10/2/2013	10/2/2013	2013_37_ISEGS	House Finch	Carpodacus mexicanus	HOFI	Adult	Female	Carcass Survey	Dead, fresh (eyes moist)	8-24 hours	Intact, no trauma evident	Unknown	Not Applicable (0% or Unknown)	USFWS Law Enforcement		640308	3933444	Road	Project Building	<30
10/2/2013	10/2/2013	2013_38_ISEGS	Wilson's Warbler	Wilsonia pusilla	WIWA	Adult	Unknown	Carcass Survey	Dead, semi-fresh (eyes desiccated, rigor mortis)	3-6 days	Intact, melting of feathers	Scorched or singed	Valid (>90%)	USFWS Law Enforcement		640390	3933560	Project Building		<3
10/2/2013	10/2/2013	2013_39_ISEGS	Verdin	Auriparus flaviceps	VERD	Adult	Unknown	Carcass Survey	Mummified	Unknown	Intact, melting of feathers	Scorched or singed	Valid (>90%)	USFWS Law Enforcement		640390	3933560	Project Building		<3
10/2/2013	10/2/2013	2013_40_ISEGS	Yellow-rumped Warbler	Dendroica coronata	YRWA	Adult	Male	Carcass Survey	Dead, semi-fresh (eyes desiccated, rigor mortis)	3-6 days	Intact, blood inside mouth	Collision (other)	Valid (>90%)	USFWS Law Enforcement		640367	3933488	Solar Concentrating Tower		<30
10/3/2013	10/3/2013	2013_41_ISEGS	Blue-winged Teal	Anus discors	BWTE	adult	Female	Incidental	Mummified	Unknown	Scavenged	Unknown	Not Applicable (0% or Unknown)	USFWS Law Enforcement		639606	3936632	Heliostat		<30
10/3/2013	10/3/2013	2013_42_ISEGS	Blue-winged Teal	Anus discors	BWTE	adult	Male	Incidental	Mummified	Unknown	Scavenged	Unknown	Not Applicable (0% or Unknown)	USFWS Law Enforcement		639606	3936632	Heliostat		<30
10/3/2013	10/3/2013	2013_43_ISEGS	Mourning Dove	Zenaida macroura	MODO	Unknown	Unknown	Incidental	Mummified	Unknown	Scavenged	Unknown	Not Applicable (0% or Unknown)	USFWS Law Enforcement		639673	3936753	Heliostat		<30
10/3/2013	10/3/2013	2013_44_ISEGS	American Coot	Fulica americana	AMCO	Unknown	Unknown	Incidental	Dead, semi-fresh (eyes desiccated, rigor mortis)	2 days	Intact, no trauma evident	Unknown	Not Applicable (0% or Unknown)	USFWS Law Enforcement		639930	3935373	Fencing	Transmission Line	<3
10/5/2013	10/5/2013	2013_45_ISEGS	Lincoln's Sparrow	Melospiza lincolnii	LISP	Adult	Unknown	Incidental	Dead, fresh (eyes moist)	8-24 hours	Intact, trauma on head	Collision (other)	Unknown	USFWS Law Enforcement		639701	3935042	Fencing	Transmission Line	<3
10/9/2013	10/9/2013	2013_46_ISEGS	Unknown		0	Unknown	Unknown	Incidental	Mummified	Unknown	Intact	Unknown	Not Applicable (0% or Unknown)	USFWS Law Enforcement		637699	3935309	Open	Edge of gravel road	<3
10/13/2013	10/13/2103	2013_47_ISEGS	House Finch	Carpodacus mexicanus	HOFI	adult	Male	Incidental	Dead, semi-fresh (eyes desiccated, rigor mortis)	0-8 hours	Intact, melting of feathers	Scorched or singed	Valid (>90%)	USFWS Law Enforcement		640360	3933603	Solar Concentrating Tower		<3
10/14/2013	10/13/2013	2013_48_ISEGS	American Coot	Fulica americana	AMCO	Unknown	Unknown	Incidental	Dead, semi-fresh (eyes desiccated, rigor mortis)	8-24 hours	partial, head missing, scavenged	Unknown	Not Applicable (0% or Unknown)	USFWS Law Enforcement		639340	3934541	Open	near kit fox shelter site	<60
10/14/2013	10/14/2013	2013_49_ISEGS	Unknown		0	Unknown	Unknown	Incidental	Dead, semi-fresh (eyes desiccated, rigor mortis)	Unknown	Scavenged	Collision with solar panel/heliostat	Possible (<50%, >0)	USFWS Law Enforcement		636511	3936811	Heliostat		<3
10/15/2013	10/15/2013	2013_50_ISEGS	Yellow-rumped Warbler	Dendroica coronata	YRWA	Adult	Female	Incidental	Dead, fresh (eyes moist)	0-8 hours	Intact, no trauma evident	Scorched or singed	Valid (>90%)	USFWS Law Enforcement		640340	3933403	Project Building	Solar Concentrating Tower	<60
10/16/2013	10/16/2013	2013_51_ISEGS	Unknown		0	Unknown	Unknown	Survey	Feather spot	Unknown	No Carcass	Unknown	Not Applicable (0% or Unknown)	USFWS Law Enforcement		640448	3933325	Open	Heliostat	<30
10/22/2013	10/22/2013	2013_52_ISEGS	Verdin	Auriparus flaviceps	VERD	Adult	Unknown	Incidental	Dead, semi-fresh (eyes desiccated, rigor mortis)	3-6 days	Intact, melting of feathers	Scorched or singed	Valid (>90%)	USFWS Law Enforcement		640390	3933560	Project Building		<3
10/22/2013	10/22/2013	2013_53_ISEGS	Yellow-rumpted Warbler	Dendroica coronata	YRWA	Juvenile	Unknown	Incidental	Dead, semi-fresh (eyes desiccated, rigor mortis)	3-6 days	Intact, melting of feathers	Scorched or singed	Valid (>90%)	USFWS Law Enforcement		640390	3933560	Project Building		<3
10/22/2013	10/22/2013	2013_54_ISEGS	Unknown		0	Unknown	Unknown	Incidental	Dead, semi-fresh (eyes desiccated, rigor mortis)	3-6 days	Intact, melting of feathers	Scorched or singed	Valid (>90%)	USFWS Law Enforcement		640390	3933560	Project Building		<3
10/22/2013	10/22/2013	2013_55_ISEGS	House Finch	Carpodacus mexicanus	HOFI	Adult	Male	Incidental	Dead, semi-fresh (eyes desiccated, rigor mortis)	2 days	Intact, melting of feathers	Scorched or singed	Valid (>90%)	USFWS Law Enforcement		640390	3933560	Project Building		<3
10/23/2013	10/23/2013	2013_56_ISEGS	House Finch	Carpodacus mexicanus	HOFI	Adult	Male	Carcass Survey	Dead, semi-fresh (eyes desiccated, rigor mortis)	2 days	Intact	Unknown	Not Applicable (0% or Unknown)	USFWS Law Enforcement		640498	3933373	Heliostat		<30
10/23/2013	10/23/2013	2013_57_ISEGS	Unknown		0	Unknown	Unknown	Carcass Survey	Feather spot	3-6 days	feathers only	Unknown	Not Applicable (0% or Unknown)	USFWS Law Enforcement		640322	3933350	Heliostat		<30
10/23/2013	10/23/2013	2013_58_ISEGS	Unknown		0	Unknown	Unknown	Carcass Survey	Feather spot	3-6 days	feathers only	Unknown	Not Applicable (0% or Unknown)	USFWS Law Enforcement		640206	3933334	Heliostat		<30
10/23/2013	10/23/2013	2013_59_ISEGS	Yellow-rumped Warbler	Dendroica coronata	YRWA	Adult	Unknown	Carcass Survey	Mummified	3-6 days	Scavenged, melting of feathers	Unknown	Not Applicable (0% or Unknown)	USFWS Law Enforcement		640339	3933251	Heliostat		<30
10/23/2013	10/23/2013	2013_60_ISEGS	Yellow-rumped Warbler	Dendroica coronata	YRWA	Unknown	Unknown	Incidental	Mummified	Unknown	Scavenged	Unknown	Not Applicable (0% or Unknown)	USFWS Law Enforcement		640531	3933218	Heliostat		<3
10/23/2013	10/23/2013	2013_61_ISEGS	White-Crowned Sparrow	Zonotrichia leucophrys	WCSP	Adult	Unknown	Incidental	Dead, fresh (eyes moist)	8-24 hours	Intact, trauma on neck	Collision (other)	Not Applicable (0% or Unknown)	USFWS Law Enforcement		641370	3930406	Fencing		<3
10/24/2013	10/24/2013	2013_62_ISEGS	House Finch	Carpodacus mexicanus	HOFI	Adult	Unknown	Incidental	Dead, fresh (eyes moist)	8-24 hours	Intact, melting of feathers	Scorched or singed	Valid (>90%)	USFWS Law Enforcement		640260	3933517	Other		<30
10/24/2013	10/24/2013	2013_63_ISEGS	Yellow-rumped Warbler	Dendroica coronata	YRWA	Adult	Unknown	Incidental	Dead, fresh (eyes moist)	8-24 hours	Intact, melting of feathers	Scorched or singed	Valid (>90%)	Other		640327	3933449	Other		<30
10/24/2013	10/24/2013	2013_64_ISEGS	Yellow-rumped Warbler	Dendroica coronata	YRWA	Adult	Unknown	Incidental	Alive, injured	0-8 hours	Intact, melting of feathers	Scorched or singed	Valid (>90%)	Freezer on site	Died	640390	3933560	Project Building		<30
10/25/2013	10/25/2013	2013_65_ISEGS	Yellow-rumped Warbler	Dendroica coronata	YRWA	Adult	Unknown	Incidental	Dead, fresh (eyes moist)	8-24 hours	Intact, melting of feathers	Scorched or singed	Valid (>90%)	Freezer on site		640392	3933495	Project Building		<30
10/25/2013	10/25/2013	2013_66_ISEGS	House Finch	Carpodacus mexicanus	HOFI	Adult	Male	Incidental	Dead, fresh (eyes moist)	8-24 hours	Intact, melting of feathers	Scorched or singed	Valid (>90%)	Freezer on site		640330	3933480	Project Building		<30
10/28/2013	10/28/2013	2013_67_ISEGS	Mourning Dove	Zenaida macroura	MODO	Adult	Unknown	Incidental	Dead, fresh (eyes moist)	8-24 hours	Scavenged	Unknown	Not Applicable (0% or Unknown)	Freezer on site		639681	3936668	Fencing		<30
10/28/2013	10/28/2013	2013_68_ISEGS	Yellow-rumped Warbler	Dendroica coronata	YRWA	Adult	Female	Incidental	Dead, semi-fresh (eyes desiccated, rigor mortis)	8-24 hours	Intact, melting of feathers	Scorched or singed	Valid (>90%)	Freezer on site		640402	3933454	Solar Concentrating Tower		<3
10/29/2013	10/29/2013	2013_69_ISEGS	Black-and-white Warbler	Mniotilta varia	BAWW	Unknown	Unknown	Incidental	Dead, semi-fresh (eyes desiccated, rigor mortis)	3-6 days	Intact	Unknown	Not Applicable (0% or Unknown)	Freezer on site		637493	3937974	Project Building		<3

Discovery Date *	Collection Date *	Specimen Number *	Species Common Name (AOU English Name) *	Scientific Name (include subspecies, if known) *	SPITS Code	Age	Sex	How found? (Carcass survey, incidental detection) *	Condition of Bird/Carcass (or if Active Nest Relocation, please indicate that here)*	Estimated time dead/injured before discovery	Description of Carcass/Injury (noticeable injuries, entire, partial, feather, scavanged, disarticulation, emaciated)*	Suspected cause of injury/mortality (field determination)*	Level of certainty for suspected cause * Observed - 100% Valid - >90% certainty Probable - >50% certainty Possible - <50%, but > 0% certainty Not Applicable - 0% certainty or unknown	Disposition (Where did carcass end up?)*	Injured animal outcome? (Died, euthanized, released, rehab center, zoo)	Where found: GPS Latitude (decimal degrees)*	Where found: GPS Longitude (decimel degrees)*	Project feature where injured bird/carcass was found*	Project feature where injured bird/carcass was found* (use if more than one feature found)	Distance to Project Feature (Feet) *
10/29/2013	10/29/2013	2013_70_ISEGS	Unknown		0	Unknown	Unknown	Incidental	Broken up	2 weeks	Partial, right wing and spine	Unknown	Not Applicable (0% or Unknown)	Freezer on site		638551	3937520	Heliostat		<30
10/29/2013	10/29/2013	NA	Common Loon	Gavia immer	COLO	Juvenile	Unknown	Incidental	Alive, injured	8-24 hours	Mild foot abrasions	Collision (other)	Probable (>50%)	Other	Released	639038	3937926	Fencing		<3
10/30/2013	10/30/2013	2013_71_ISEGS	American Coot	Fulica americana	AMCO	Unknown	Unknown	Incidental	Broken up	Unknown	Partial, right wing, scavenged	Unknown	Not Applicable (0% or Unknown)	Freezer on site		639365	3934573	Other	near kit fox shelter site	<60
10/30/2013	10/30/2013	NA	Great-tailed Grackle	Quiscalus mexicanus	GTGR	Adult	Female	Carcass Survey	Alive, injured	2 weeks	Mild melting of feathers	Scorched or singed	Valid (>90%)	Freezer on site	Died	640345	3933560	Project Building		<3
10/30/2013	10/30/2013	2013_72_ISEGS	Yellow-rumped Warbler	Dendroica coronata	YRWA	Juvenile	Unknown	Carcass Survey	Dead, semi-fresh (eyes desiccated, rigor mortis)	3-6 days	Intact, melting of feathers, burned belly feathers	Scorched or singed	Valid (>90%)	Freezer on site		640412	3933522	Project Building		
10/30/2013	10/30/2013	2013_73_ISEGS	Yellow-rumped Warbler	Dendroica coronata	YRWA	Unknown	Unknown	Carcass Survey	Dead, fresh (eyes moist)	3-6 days	Intact	Unknown	Not Applicable (0% or Unknown)	Freezer on site		640157	3933561	Heliostat		<3
10/30/2013	10/30/2013	2013_74_ISEGS	Great tailed Grackle	Quiscalus mexicanus	GTGR	Unknown	Unknown	Carcass Survey	Feather spot	Unknown	Melting of feathers	Scorched or singed	Valid (>90%)	Freezer on site		640318	3933363	Heliostat		
10/30/2013	10/30/2013	2013_75_ISEGS	Unknown		0	Unknown	Unknown	Carcass Survey	Feather spot	Unknown	Melting of feathers	Scorched or singed	Probable (>50%)	Freezer on site		640482	3933537	Heliostat		5
10/30/2013	10/30/2013	2013_76_ISEGS	Spotted sandpiper	Actitis acularius	SPSA	Unknown	Unknown	Carcass Survey	Broken up	Unknown	Unknown	Unknown	Not Applicable (0% or Unknown)	Freezer on site		640150	3933621	Heliostat		16
10/30/2013	10/30/2013	2013_77_ISEGS	Yellow-rumped Warbler	Dendroica coronata	YRWA	Adult	Male	Carcass Survey	Dead, semi-fresh (eyes desiccated, rigor mortis)	3-6 days	Unknown	unknown	Not Applicable (0% or Unknown)	Freezer on site		640367	3933540	Project Building		<3
10/30/2013	10/30/2013	2013_78_ISEGS	Mourning Dove	Zenaida macroura	MODO	Unknown	Unknown	Carcass Survey	Feather spot	Unknown	Unknown	unknown	Not Applicable (0% or Unknown)	Freezer on site		640360	3933585	Project Building		<3
10/31/2013	10/31/2013	2013_79_ISEGS	Townsend's Warbler	Dendroica townsendi	TOWA	Adult	Female	Carcass Survey	Dead, semi-fresh (eyes desiccated, rigor mortis)	3-6 days	Intact, no signs external trauma	Unknown	Not Applicable (0% or Unknown)	Freezer on site		638678	3935914	Project Building		<3
10/31/2013	10/31/2013	2013_80_ISEGS	White-Crowned Sparrow	Zonotrichia leucophrys	WCSP	Juvenile	Unknown	Carcass Survey	Dead, semi-fresh (eyes desiccated, rigor mortis)	3-6 days	No sign of collision or thermal burn	Unknown	Not Applicable (0% or Unknown)	Freezer on site		640755	3933623	Heliostat		3
10/31/2013	10/31/2013	2013_81_ISEGS	Unknown		0	Unknown	Unknown	Carcass Survey	Feather spot	Unknown	Unknown	Unknown	Not Applicable (0% or Unknown)	Freezer on site		640958	3933439	Heliostat		6.5

Discovery Date *	Collection Date *	Specimen Number *	Species Common Name (AOU English Name) *	Scientific Name (include subspecies, if known) *	Number of individuals found or number of nests relocated (if active nest relocation) *	Age	Sex	How found? (Carcass survey, incidental detection) *	Condition of Bird/Carcass (or if Active Nest Relocation, please indicate that here)*	Estimated time dead/injured before discovery	Suspected cause of injury/mortality (field determination)*	Level of certainty for suspected cause * Observed - 100% Valid - >90% certainty Probable - >50% certainty Possible - <50%, but > 0% certainty Not Applicable - 0% certainty or unknown	Disposition (Where did carcass end up?)*	Where found: GPS Latitude (decimal degrees)*	Where found: GPS Longitude (decimel degrees)*	Project feature where injured bird/carcass was found*	Project feature where injured bird/carcass was found* (use if more than one feature found)	Distance to Project Feature (Feet) *
2-Oct-13	2-Oct-13	2013_B13_ISEGS	Unk	unk	1	unk	unk	Carcass Survey	Mummified	Unknown	Unknown	Not Applicable (0% or Unknown)	USFWS Law Enforcement	640390	3933560	In ACC Unit 1	Alley A	<1
3-Oct-13	3-Oct-13	2013_B14_ISEGS	California Myotis	Myotis californicus	1	unk	unk	Incidental	Dead, fresh (eyes moist)	0-8 hours	Unknown	Not Applicable (0% or Unknown)	USFWS Law Enforcement	637493	3937974	In ACC Unit 3	305, edge of stairs	<1
3-Oct-13	9-Oct-13	2013_B15_ISEGS	Unk	unk	1	unk	unk	Incidental	Mummified	Unknown	Unknown	Not Applicable (0% or Unknown)	USFWS Law Enforcement	637493	3937974	In ACC Unit 3	305	<1
8-Oct-13	9-Oct-13	2013_B16_ISEGS	Unk	unk	1	unk	unk	Carcass Survey	Mummified	Unknown	Unknown	Not Applicable (0% or Unknown)	USFWS Law Enforcement	637493	3937974	In ACC Unit 3	101	<1
8-Oct-13	9-Oct-13	2013_B17_ISEGS	Unk	unk	1	unk	unk	Carcass Survey	Mummified	Unknown	Unknown	Not Applicable (0% or Unknown)	USFWS Law Enforcement	637493	3937974	In ACC Unit 3	303	<1
22-Oct-13	22-Oct-13	2013_B18_ISEGS	Unk	unk	1	unk	unk	Incidental	Mummified	Unknown	Unknown	Not Applicable (0% or Unknown)	USFWS Law Enforcement	637493	3937974	In ACC Unit 3	203	<1

Mary Huizar

From: Doug Davis
Sent: Thursday, October 31, 2013 11:25 AM
To: Mary Huizar; Douglas, Joseph@Energy
Cc: Marc Sydnor; LaPre, Lawrence; 'Watson, Carol@Energy'; Document Control Manager; Mary Huizar; Ray Kelly (Ray.Kelly@nrgenergy.com); Babu, Shankara V.; Angela.Edwards@nrgenergy.com
Subject: ISEGS Avian and Bat Monitoring Protection Plan REV.10 Submittal
Attachments: ISEGS_Avian Monitoring Plan_Rev10_10312013_FINAL.PDF; Red-line_ISEGS_Avian Monitoring Plan_10312013 FINAL.doc

All,

On behalf of Solar Partners II, I and VIII, pursuant to COC's BIO-21 and ROD 3.1.3.2, the ISEGS Avian and Bat Monitoring Plan (Rev 10) is attached. A track change version of the plan is also attached for a quick review/approval. A hard copy will be placed in the mail today.

Please let me know if you have any questions.

BrightSource Limitless

Doug Davis
Senior Compliance Manager
BrightSource Energy, Inc.

O (510)250-6974
C (702)239-6118
DDavis@BrightSourceEnergy.com

www.BrightSourceEnergy.com

Exhibit 10

Master CBO Document List
Conditions of Certification
Gen-2 & TSE-1

This page intentionally left blank

Certification	GEN-2 Tbl. 2 (G)	Reason -	Discipline	t Type	Document Number	Title	Vendor/	Remarks	cast	Approved
WS-1-2.0		Approval		PLAN	25542-000-G27-GGG-00061	UNIT 1, 2 AND 3 POWER BLOCK CONTRUCTION FACILITIES PROTECTION PLAN	Bechtel			Y
GEN-4	NA	Approval	PE	Resume	N/A	Bechtel Site Resident Engineer Resume and Registration	Bechtel		010 A	Y
GEN-5	NA	Approval	Geotech	Resume	N/A	Bechtel Responsible Engineering Geologist Resume and Registration	Bechtel		010 A	Y
GEN-5	NA	Approval	Geotech	Resume	N/A	Bechtel Responsible Soils/Civil Engineer Resume and Registration	Bechtel		010 A	Y
GEN-5	NA	Approval	Civil	Resume	N/A	Bechtel Responsible Design Engineer (for plant structures) Resume and Registration	Bechtel		010 A	Y
GEN-5	NA	Approval	Electrical	Resume	N/A	Bechtel Responsible Electrical Engineer Resume and Registration	Bechtel		010 A	Y
GEN-5	NA	Approval	Mechanical	Resume	N/A	Bechtel Responsible Mechanical Engineer Resume and Registration	Bechtel		010 A	Y
GEN-5	NA	Approval	Plant Design	Resume		Bechtel Responsible Piping / Support Engineer Resume and Registration	Bechtel		#####	Y
FAB-1		Approval	Civil	Application	25542-000-V1A-ACE0-00080	APPLICATION FOR APPROVED FABRICATOR STATUS - TRINITY PRODUCTS	Vendor			Y
FAB-1		Approval	Civil	Application	25542-000-V1A-ACE0-00088	APPLICATION FOR APPROVED FABRICATORS STATUS - ATLAS IRON WORKS	Bechtel			Y
FAB-1		Approval	Civil	Application	25542-000-V1A-ACE0-00103	GMBH & CO KG	Vendor			Y
FAB-1		Approval	Civil	Application	25542-000-V1A-ACE0-00110	APPLICATION FOR APPROVED FABRICATOR STATUS - NIAGARA BELCO LTD	Vendor			Y
FAB-1		Reference	Civil	Application	25542-000-V1A-DG01-00103	CERTIFICATE OF COMPLIANCE - HRC	Vendor			Y
FAB-1		Approval	Civil	Application	25542-000-V1A-DG01-00104	APPLICATION FOR APPROVED FABRICATOR STATUS	Vendor			Y
FAB-1		Reference	Civil	Application	25542-000-V1A-DG01-00119	HRC RESULTS	Vendor			Y
FAB-2		Approval	Electrical	Application	25542-000-V1B-EU00-00173	APPLICATION FOR APPROVED FABRICATOR STATUS	Vendor			Y
FAB-1		Approval	Mechanical	Application	25542-000-V1A-MBFD-00219	APPLICATION FOR APPROVED FABRICATOR STATUS	Vendor			Y
FAB-1		Approval	Mechanical	Application	25542-000-V1A-MBFD-00220	QUALITY SYSTEM MANUAL - BARR FABRICATION - UNCONTROLLED	Vendor			Y
FAB-1		Approval	Mechanical	Application	25542-000-V1A-MBFD-00221	BARR FABRICATION EXAMINATION OF WELDS REPORT	Vendor			Y
FAB-1		Approval	Mechanical	Application	25542-000-V1A-MEAA-00242	APPLICATION FOR APPROVED FABRICATOR STATUS	Vendor			Y
FAB-1		Approval	Mechanical	Application	25542-000-V1A-MEAA-00428	APPLICATION FOR APPROVED FABRICATOR STATUS	Vendor			Y
FAB-1		Approval	Mechanical	Document	25542-000-V1A-MEAA-00429	USSL FABRICATION PROCEDURE - 8973USSL008	Vendor			Y
FAB-1		Approval	Mechanical	Document	25542-000-V1A-MEAA-00430	USSL HOT DIP GALVANIZING PROCEDURE	Vendor			Y
FAB-1		Approval	Mechanical	Document	25542-000-V1A-MEAA-00431	NDT INSPECTOR CERTIFICATE OF WU WEICHENGE, YANG LE AND LIN QINGJIA	Vendor			Y
FAB-1		Approval	Mechanical	Document	25542-000-V1A-MEAA-00432	USSL NDT PROCEDURE	Vendor			Y
FAB-1		Approval	Mechanical	Document	25542-000-V1A-MEAA-00433	USSL PAINTING PROCEDURE	Vendor			Y
FAB-1		Approval	Mechanical	Document	25542-000-V1A-MEAA-00434	USSL RESPONSIBLE PEOPLE LIST, TITLE AND RESPONSIBILITY	Vendor			Y
FAB-1		Approval	Mechanical	Document	25542-000-V1A-MEAA-00435	USSL MAIN EQUIPMENT LIST	Vendor			Y
FAB-1		Approval	Mechanical	Document	25542-000-V1A-MEAA-00436	MANUAL	Vendor			Y
FAB-1		Approval	Mechanical	Document	25542-000-V1A-MEAA-00437	USSL PROJECTS LIST (EXPERIENCE)	Vendor			Y
FAB-1		Approval	Mechanical	Document	25542-000-V1A-MEAA-00438	USSL VISUAL EXAMINATION PROCEDURE	Vendor			Y
FAB-1		Approval	Mechanical	Document	25542-000-V1A-MEAA-00439	USSL LIST OF CERTIFIED WELDERS.	Vendor			Y
FAB-1		Approval	Mechanical	Document	25542-000-V1A-MEAA-00440	USSL VISUAL INSPECTORS	Vendor			Y
FAB-1		Approval	Mechanical	Document	25542-000-V1A-MEAA-00441	USSL WELDING PROCEDURE SPECIFICATIONS	Vendor			Y
FAB-1		Approval	Mechanical	Document	25542-000-V1A-MEAA-00473	USSL WELDING PROCEDURE SPECIFICATION	Vendor			Y
FAB-1		Approval	Mechanical	Document	25542-000-V1A-MEAA-00474	USSL WELDING PROCEDURE SPECIFICATION	Vendor			Y
FAB-1		Approval	Mechanical	Document	25542-000-V1A-MEAA-00475	USSL WELDING PROCEDURE SPECIFICATION	Vendor			Y
FAB-1		Approval	Mechanical	Document	25542-000-V1A-MEAA-00476	USSL WELDING PROCEDURE SPECIFICATION	Vendor			Y
FAB-1		Approval	Mechanical	Document	25542-000-V1A-MEAA-00477	USSL WELDING PROCEDURE SPECIFICATION	Vendor			Y
FAB-1		Approval	Mechanical	Document	25542-000-V1A-MEAA-00478	USSL WELDING PROCEDURE SPECIFICATION	Vendor			Y
FAB-1		Approval	Mechanical	Document	25542-000-V1A-MEAA-00481	USSL WELDING PROCEDURE SPECIFICATION	Vendor			Y
FAB-1		Approval	Mechanical	Document	25542-000-V1A-MEAA-00482	USSL WELDING PROCEDURE SPECIFICATION	Vendor			Y
FAB-1		Approval	Mechanical	Document	25542-000-V1A-MEAA-00483	USSL WELDING PROCEDURE SPECIFICATION	Vendor			Y
FAB-1		Approval	Mechanical	Document	25542-000-V1A-MEAA-00491	VISION MECHANICAL - WELDER QUALIFICATION TEST RECORD - WILLIE VIGIL	Vendor			Y
FAB-1		Approval	Mechanical	Document	25542-000-V1A-MEAA-00492	SEXTON	Vendor			Y
FAB-1		Approval	Mechanical	Document	25542-000-V1A-MEAA-00493	HACSI	Vendor			Y
FAB-1		Approval	Mechanical	Document	25542-000-V1A-MEAA-00494	LAFRENIERRE	Vendor			Y
FAB-1		Approval	Mechanical	Document	25542-000-V1A-MEAA-00495	DEHERRERA	Vendor			Y
FAB-1		Approval	Mechanical	Document	25542-000-V1A-MEAA-00496	VISION MECHANICAL - WELDER QUALIFICATION TEST RECORD - MIKE HAWKINS	Vendor			Y
FAB-1		Approval	Mechanical	Document	25542-000-V1A-MEAA-00498	VISION MECHANICAL - WELDER QUALIFICATION TEST RECORD - WILLIW VIGIL	Vendor			Y
FAB-1		Approval	Mechanical	Document	25542-000-V1A-MEAA-00499	VISION MECHANICAL - WELDER QUALIFICATION TEST RECORD - MIKE HAWKINS	Vendor			Y
FAB-1		Approval	Mechanical	Document	25542-000-V1A-MEAA-00500	LAFRENIERRE	Vendor			Y
FAB-1		Approval	Mechanical	Document	25542-000-V1A-MEAA-00501	DEHERRERA	Vendor			Y
FAB-1		Approval	Mechanical	Document	25542-000-V1A-MEAA-00502	SEXTON	Vendor			Y
FAB-1		Approval	Mechanical	Document	25542-000-V1A-MEAA-00503	HACSI	Vendor			Y
FAB-1		Approval	Mechanical	Document	25542-000-V1A-MEAA-00652	VISION MECHANICAL - MAGNETIC PARTICLE EXAMINATION	Vendor			Y
FAB-1		Approval	Mechanical	Document	25542-000-V1A-MEAA-00653	VISION MECHANICAL - MATERIAL SAFETY DATA SHEET	Vendor			Y
FAB-1		Approval	Mechanical	Document	25542-000-V1A-MEAA-00654	VISION MECHANICAL - NDE PERSONNEL INSPECTOR - JUAN F MUNOZ	Vendor			Y
FAB-1		Approval	Mechanical	Document	25542-000-V1A-MEAA-00655	VISION MECHANICAL - NDE PROCEDURE - VISUAL EXAMINATION	Vendor			Y
FAB-1		Approval	Mechanical	Document	25542-000-V1A-MEAA-00656	PERSONNEL	Vendor			Y
FAB-1		Approval	Mechanical	Document	25542-000-V1A-MEAA-00657	VISION MECHANICAL - BLASTING AND PAINTING PROCEDURE	Vendor			Y
FAB-1		Approval	Mechanical	Document	25542-000-V1A-MEAA-00658	INFORMATION	Vendor			Y
FAB-1		Approval	Mechanical	Document	25542-000-V1A-MEAA-00659	VISION MECHANICAL - NDE PROCEDURE - RADIOGRAPHIC EXAMINATION	Vendor			Y
FAB-1		Approval	Mechanical	Document	25542-000-V1A-MEAA-00661	VISION AIR HVAC - WELDING PROCEDURE SPEC	Vendor			Y
FAB-1		Approval	Mechanical	Document	25542-000-V1A-MEAA-00665	VISION AIR - WELDING PROCEDURE SPEC	Vendor			Y
FAB-1		Approval	Mechanical	Document	25542-000-V1A-MEAA-00666	VISION AIR - WELDING PROCEDURE SPEC	Vendor			Y
FAB-1		Approval	Mechanical	Document	25542-000-V1A-MEAA-00673	VISION AIR HVAC - WELDING PROCEDURE SPEC	Vendor			Y
FAB-1		Approval	Mechanical	Document	25542-000-V1A-MEAA-00771	VISION - APPLICATION FOR APPROVED FABRICATORS				Y
FAB-1		Approval	Mechanical	Document	25542-000-V1A-MEAA-00504	VINA HALLA - PHAM XUHN CHINH	Vendor			Y
FAB-1		Approval	Mechanical	Document	25542-000-V1A-MEAA-00505	VINA HALLA - DYE PENETRANT TESTING PROCEDURE	Vendor			Y
FAB-1		Approval	Mechanical	Document	25542-000-V1A-MEAA-00506	VINA HALLA - QUALITY CONTROL PROCEDURE	Vendor			Y
FAB-1		Approval	Mechanical	Document	25542-000-V1A-MEAA-00507	VINA HALLA - MAGNETIC PARTICLE TESTING PROCEDURE	Vendor			Y
FAB-1		Approval	Mechanical	Document	25542-000-V1A-MEAA-00508	VINA HALLA - LIST OF NDE PERSONNEL FOR PROJECTS	Vendor			Y
FAB-1		Approval	Mechanical	Document	25542-000-V1A-MEAA-00509	VINA HALLA - QUALITY CONTROL PROCEDURE	Vendor			Y
FAB-1		Approval	Mechanical	Document	25542-000-V1A-MEAA-00510	VINA HALLA - TABLE OF CERTIFIED WELDER AND WELDING OPERATOR	Vendor			Y
FAB-1		Approval	Mechanical	Document	25542-000-V1A-MEAA-00511	VINA HALLA - RADIOGRAPHIC TESTING PROCEDURE	Vendor			Y
FAB-1		Approval	Mechanical	Document	25542-000-V1A-MEAA-00512	VINA HALLA - WELDING PROCEDURE SPEC	Vendor			Y
FAB-1		Approval	Mechanical	Document	25542-000-V1A-MEAA-00513	VINA HALLA - WELDING PROCEDURE SPEC	Vendor			Y
FAB-1		Approval	Mechanical	Document	25542-000-V1A-MEAA-00514	VINA HALLA - WELDING PROCEDURE SPEC	Vendor			Y
FAB-1		Approval	Mechanical	Document	25542-000-V1A-MEAA-00515	VINA HALLA - WELDING PROCEDURE SPEC	Vendor			Y
FAB-1		Approval	Mechanical	Document	25542-000-V1A-MEAA-00516	VINA HALLA - WELDING PROCEDURE SPEC	Vendor			Y
FAB-1		Approval	Mechanical	Document	25542-000-V1A-MEAA-00517	VINA HALLA - WELDING PROCEDURE SPEC	Vendor			Y
FAB-1		Approval	Mechanical	Document	25542-000-V1A-MEAA-00518	VINA HALLA - WELDING PROCEDURE SPEC	Vendor			Y
FAB-1		Approval	Mechanical	Document	25542-000-V1A-MEAA-00519	VINA HALLA - QUALITY PROCEDURE	Vendor			Y
FAB-1		Approval	Mechanical	Document	25542-000-V1A-MEAA-00520	VINA HALLA - LIST OF CERTIFIED VISUAL EXAMINER	Vendor			Y
FAB-1		Approval	Mechanical	Document	25542-000-V1A-MEAA-00521	RECORD	Vendor			Y
FAB-1		Approval	Mechanical	Document	25542-000-V1A-MEAA-00613	VINA HALLA CERTIFICATIONS - NGUYEN BAO KHUE	Vendor			Y
FAB-1		Approval	Mechanical	Document	25542-000-V1A-MEAA-00614	VINA HALLA CERTIFICATIONS - LUU THANH TUAN	Vendor			Y
FAB-1		Approval	Mechanical	Document	25542-000-V1A-MEAA-00615	VINA HALLA CERTIFICATIONS - VUONG HUY HAI	Vendor			Y
FAB-1		Approval	Mechanical	Document	25542-000-V1A-MEAA-00616	VINA HALLA CERTIFICATIONS - NGUYEN XUAN THAI	Vendor			Y
FAB-1		Approval	Mechanical	Document	25542-000-V1A-MEAA-00617	VINA HALLA CERTIFICATIONS - HUYNH VAN CHANH	Vendor			Y
FAB-1		Approval	Mechanical	Document	25542-000-V1A-MEAA-00618	VINA HALLA CERTIFICATIONS - TRUN DINH THUY	Vendor			Y
FAB-1		Approval	Mechanical	Document	25542-000-V1A-MEAA-00619	VINA HALLA CERTIFICATIONS - PHUM HOANG VU	Vendor			Y
FAB-1		Approval	Mechanical	Document	25542-000-V1A-MEAA-00620	VINA HALLA CERTIFICATIONS - NGUYEN NHUN NGHIA	Vendor			Y
FAB-1		Approval	Mechanical	Document	25542-000-V1A-MEAA-00621	VINA HALLA CERTIFICATIONS - NGUYEN TRUNG TINH	Vendor			Y
FAB-1		Approval	Mechanical	Document	25542-000-V1A-MEAA-00622	VINA HALLA CERTIFICATIONS - NGO DIRC GIUP	Vendor			Y
FAB-1		Approval	Mechanical	Document	25542-000-V1A-MEAA-00770	VINA HALLA - APPLICATION FOR APPROVED FABRICATORS	Vendor			Y
FAB-1		Approval	Mechanical	Document	25542-000-V1A-MEAA-00522	GOODHART AND SONS, INC - NDE TECH CERTIFICATE - GARY A WOLF	Vendor			Y
FAB-1		Approval	Mechanical	Document	25542-000-V1A-MEAA-00523	GOODHART AND SONS, INC - NDE TECH CERTIFICATE - JOHN R HASKETT	Vendor			Y
FAB-1		Approval	Mechanical	Document	25542-000-V1A-MEAA-00524	GOODHART AND SONS, INC - NDE TECH CERTIFICATE - JUAN X ESPADA	Vendor			Y

Certification	GEN-2 Tbl. 2 (G)	Reason -	Discipline	t Type	Document Number	Title	Vendor/	Remarks	cast	Approved
FAB-1		Approval	Mechanical	Document	25542-000-V1A-MEAA-00525	GOODHART AND SONS, INC - CWI CERT DAVID P KRINER	Vendor			Y
FAB-1		Approval	Mechanical	Document	25542-000-V1A-MEAA-00526	GOODHART AND SONS, INC - CWI CERT HENRY L KLOIBER	Vendor			Y
FAB-1		Approval	Mechanical	Document	25542-000-V1A-MEAA-00527	GOODHART AND SONS, INC - WELDER QUALIFICATIONS - ANGLE ORTIZ	Vendor			Y
FAB-1		Approval	Mechanical	Document	25542-000-V1A-MEAA-00528	GOODHART AND SONS, INC - WELDER QUALIFICATIONS - KYLE HOFMAN	Vendor			Y
FAB-1		Approval	Mechanical	Document	25542-000-V1A-MEAA-00529	GOODHART AND SONS, INC - WELDER QUALIFICATIONS - MARK HOYER	Vendor			Y
FAB-1		Approval	Mechanical	Document	25542-000-V1A-MEAA-00530	GOODHART AND SONS, INC - WELDER QUALIFICATIONS - MATT WINTER	Vendor			Y
FAB-1		Approval	Mechanical	Document	25542-000-V1A-MEAA-00531	GOODHART AND SONS, INC - FABRICATION OPERATIONS ORG CHART	Vendor			Y
FAB-1		Approval	Mechanical	Document	25542-000-V1A-MEAA-00532	GOODHART AND SONS, INC - WELDER QUALIFICATIONS - PAUL OESCH	Vendor			Y
FAB-1		Approval	Mechanical	Document	25542-000-V1A-MEAA-00533	GOODHART AND SONS, INC - WELDER QUALIFICATIONS - PHIL ROTEN	Vendor			Y
FAB-1		Approval	Mechanical	Document	25542-000-V1A-MEAA-00534	GOODHART AND SONS, INC - WELDER QUALIFICATIONS - BILL ANGERMIER	Vendor			Y
FAB-1		Approval	Mechanical	Document	25542-000-V1A-MEAA-00535	GOODHART AND SONS, INC - WELDER QUALIFICATIONS - BEN NISSLEY	Vendor			Y
FAB-1		Approval	Mechanical	Document	25542-000-V1A-MEAA-00536	GOODHART AND SONS, INC - WELDER QUALIFICATIONS - DUANE MILLER	Vendor			Y
FAB-1		Approval	Mechanical	Document	25542-000-V1A-MEAA-00537	GOODHART AND SONS, INC - WELDER QUALIFICATIONS - DOUG WEAVER	Vendor			Y
FAB-1		Approval	Mechanical	Document	25542-000-V1A-MEAA-00538	GOODHART AND SONS, INC - WELDER QUALIFICATIONS - GREG BEATTY	Vendor			Y
FAB-1		Approval	Mechanical	Document	25542-000-V1A-MEAA-00539	GOODHART AND SONS, INC - WELDER QUALIFICATIONS - GEORGE DENLINGER	Vendor			Y
FAB-1		Approval	Mechanical	Document	25542-000-V1A-MEAA-00540	GOODHART AND SONS, INC - WELDER QUALIFICATIONS - HO LAM	Vendor			Y
FAB-1		Approval	Mechanical	Document	25542-000-V1A-MEAA-00541	GOODHART AND SONS, INC - WELDER QUALIFICATIONS - HER MOUA	Vendor			Y
FAB-1		Approval	Mechanical	Document	25542-000-V1A-MEAA-00583	PROCEDURE QUALIFICATION RECORD	Vendor			Y
FAB-1		Approval	Mechanical	Document	25542-000-V1A-MEAA-00584	PROCEDURE QUALIFICATION RECORD	Vendor			Y
FAB-1		Approval	Mechanical	Document	25542-000-V1A-MEAA-00585	PROCEDURE QUALIFICATION RECORD	Vendor			Y
FAB-1		Approval	Mechanical	Document	25542-000-V1A-MEAA-00586	GOODHART AND SONS, INC - WELD PROCEDURE SPEC	Vendor			Y
FAB-1		Approval	Mechanical	Document	25542-000-V1A-MEAA-00587	GOODHART AND SONS, INC - WELD PROCEDURE SPEC	Vendor			Y
FAB-1		Approval	Mechanical	Document	25542-000-V1A-MEAA-00588	GOODHART AND SONS, INC - WELD PROCEDURE SPEC	Vendor			Y
FAB-1		Approval	Mechanical	Document	25542-000-V1A-MEAA-00589	GOODHART AND SONS, INC - INSPECTION AND TEST PLAN	Vendor			Y
FAB-1		Approval	Mechanical	Document	25542-000-V1A-MEAA-00590	INSPECTION	Vendor			Y
FAB-1		Approval	Mechanical	Document	25542-000-V1A-MEAA-00591	GOODHART AND SONS, INC - QUALITY CONTROL MANUAL	Vendor			Y
FAB-1		Approval	Mechanical	Document	25542-000-V1A-MEAA-00592	WITH ASME SECTION V, ARTICLE 3	Vendor			Y
FAB-1		Approval	Mechanical	Document	25542-000-V1A-MEAA-00593	GOODHART AND SONS, INC - VISUAL TESTING EXAMINATION PROCEDURE VT-1	Vendor			Y
FAB-1		Approval	Mechanical	Document	25542-000-V1A-MEAA-00772	STATUS	Vendor			Y
FAB-1		Reference	Mechanical	Document	25542-000-V1A-MEAA-00542	POSCO - QUALIFIED WELDER LIST AND WPQR - HOANG NHAT HOANG	Vendor			Y
FAB-1		Reference	Mechanical	Document	25542-000-V1A-MEAA-00543	POSCO - QUALIFIED WELDER LIST AND WPQR - NGUYEN VAN CHINH	Vendor			Y
FAB-1		Reference	Mechanical	Document	25542-000-V1A-MEAA-00544	POSCO - QUALIFIED WELDER LIST AND WPQR - NGUYEN VAN HAHN	Vendor			Y
FAB-1		Reference	Mechanical	Document	25542-000-V1A-MEAA-00545	POSCO - QUALIFIED WELDER LIST AND WPQR - NGUYEN VAN TUAN	Vendor			Y
FAB-1		Reference	Mechanical	Document	25542-000-V1A-MEAA-00546	POSCO - QUALIFIED WELDER LIST AND WPQR - TRAN XUAN HUAN	Vendor			Y
FAB-1		Reference	Mechanical	Document	25542-000-V1A-MEAA-00547	POSCO - QUALIFIED WELDER LIST AND WPQR - NGUYEN VAN TUNG	Vendor			Y
FAB-1		Reference	Mechanical	Document	25542-000-V1A-MEAA-00548	POSCO - QUALIFIED WELDER LIST AND WPQR - LE VAN NAM	Vendor			Y
FAB-1		Reference	Mechanical	Document	25542-000-V1A-MEAA-00549	POSCO - QUALIFIED WELDER LIST AND WPQR - TRINH DUY THAI	Vendor			Y
FAB-1		Reference	Mechanical	Document	25542-000-V1A-MEAA-00550	POSCO - QUALIFIED WELDER LIST AND WPQR - BUI VAN TUAN	Vendor			Y
FAB-1		Reference	Mechanical	Document	25542-000-V1A-MEAA-00551	POSCO - QUALIFIED WELDER LIST AND WPQR - NGUYEN QUANG KHAI	Vendor			Y
FAB-1		Reference	Mechanical	Document	25542-000-V1A-MEAA-00552	POSCO - QUALIFIED WELDER LIST AND WPQR - TRAN VAN SON	Vendor			Y
FAB-1		Reference	Mechanical	Document	25542-000-V1A-MEAA-00553	POSCO - QUALIFIED WELDER LIST AND WPQR - NGUYEN DINH LUONG	Vendor			Y
FAB-1		Reference	Mechanical	Document	25542-000-V1A-MEAA-00554	POSCO - QUALIFIED WELDER LIST AND WPQR - NGUYEN XUAN DOANH	Vendor			Y
FAB-1		Reference	Mechanical	Document	25542-000-V1A-MEAA-00555	POSCO - QUALIFIED WELDER LIST AND WPQR - BUI VAN NGHIA	Vendor			Y
FAB-1		Reference	Mechanical	Document	25542-000-V1A-MEAA-00556	POSCO - QUALIFIED WELDER LIST AND WPQR - NGHIEM XUAN DOANH	Vendor			Y
FAB-1		Reference	Mechanical	Document	25542-000-V1A-MEAA-00557	POSCO - QUALIFIED WELDER LIST AND WPQR - NGUYEN THE QUYEN	Vendor			Y
FAB-1		Reference	Mechanical	Document	25542-000-V1A-MEAA-00558	POSCO - QUALIFIED WELDER LIST AND WPQR - PHAM VAN DAI	Vendor			Y
FAB-1		Reference	Mechanical	Document	25542-000-V1A-MEAA-00559	POSCO - QUALIFIED WELDER LIST AND WPQR - NGUYEN ANH TUAN	Vendor			Y
FAB-1		Reference	Mechanical	Document	25542-000-V1A-MEAA-00560	POSCO - QUALIFIED WELDER LIST AND WPQR - NGUYEN VAN BACH	Vendor			Y
FAB-1		Reference	Mechanical	Document	25542-000-V1A-MEAA-00561	POSCO - QUALIFIED WELDER LIST AND WPQR - NGUYEN TRONG THIEN	Vendor			Y
FAB-1		Reference	Mechanical	Document	25542-000-V1A-MEAA-00562	POSCO - QUALIFIED WELDER LIST AND WPQR - VU MANH THONG	Vendor			Y
FAB-1		Reference	Mechanical	Document	25542-000-V1A-MEAA-00563	POSCO - QUALIFIED WELDER LIST AND WPQR - DO XUAN DUAN	Vendor			Y
FAB-1		Reference	Mechanical	Document	25542-000-V1A-MEAA-00564	POSCO - QUALIFIED WELDER LIST AND WPQR - NGUYEN VAN TRAM	Vendor			Y
FAB-1		Reference	Mechanical	Document	25542-000-V1A-MEAA-00565	POSCO - QUALIFIED WELDER LIST AND WPQR - HOANG NGOC HUNG	Vendor			Y
FAB-1		Reference	Mechanical	Document	25542-000-V1A-MEAA-00566	POSCO - QUALIFIED WELDER LIST AND WPQR - CAO XUAN TAI	Vendor			Y
FAB-1		Reference	Mechanical	Document	25542-000-V1A-MEAA-00567	POSCO - QUALIFIED WELDER LIST AND WPQR - NGUYEN VAN PHU	Vendor			Y
FAB-1		Reference	Mechanical	Document	25542-000-V1A-MEAA-00568	POSCO - QUALIFIED WELDER LIST AND WPQR - TRAN VAN HAU	Vendor			Y
FAB-1		Reference	Mechanical	Document	25542-000-V1A-MEAA-00569	POSCO - QUALIFIED WELDER LIST AND WPQR - LE THO CHIEN	Vendor			Y
FAB-1		Reference	Mechanical	Document	25542-000-V1A-MEAA-00570	POSCO - QUALIFIED WELDER LIST AND WPQR - PHAM VAN DUC	Vendor			Y
FAB-1		Reference	Mechanical	Document	25542-000-V1A-MEAA-00571	POSCO - QUALIFIED WELDER LIST AND WPQR - NGUYEN VAN THANG	Vendor			Y
FAB-1		Reference	Mechanical	Document	25542-000-V1A-MEAA-00572	POSCO - QUALIFIED WELDER LIST AND WPQR - NGO VAN SY	Vendor			Y
FAB-1		Reference	Mechanical	Document	25542-000-V1A-MEAA-00573	POSCO - QUALIFIED WELDER LIST AND WPQR - THAI VAN THNAH	Vendor			Y
FAB-1		Reference	Mechanical	Document	25542-000-V1A-MEAA-00574	POSCO - QUALIFIED WELDER LIST AND WPQR - VU VAN DAI	Vendor			Y
FAB-1		Reference	Mechanical	Document	25542-000-V1A-MEAA-00575	POSCO - QUALIFIED WELDER LIST AND WPQR - KIEU DINH HUNG	Vendor			Y
FAB-1		Reference	Mechanical	Document	25542-000-V1A-MEAA-00576	POSCO - QUALIFIED WELDER LIST AND WPQR - DINH VAN DUNG	Vendor			Y
FAB-1		Reference	Mechanical	Document	25542-000-V1A-MEAA-00577	POSCO - QUALIFIED WELDER LIST AND WPQR - LE NGOC TU	Vendor			Y
FAB-1		Reference	Mechanical	Document	25542-000-V1A-MEAA-00578	POSCO - QUALIFIED WELDER LIST AND WPQR - PHAM VAN BINH	Vendor			Y
FAB-1		Reference	Mechanical	Document	25542-000-V1A-MEAA-00579	POSCO - QUALIFIED WELDER LIST AND WPQR - TRAN HUU CUONG	Vendor			Y
FAB-1		Reference	Mechanical	Document	25542-000-V1A-MEAA-00580	POSCO - QUALIFIED WELDER LIST AND WPQR - NGUYEN HUU TAM	Vendor			Y
FAB-1		Reference	Mechanical	Document	25542-000-V1A-MEAA-00581	POSCO - QUALIFIED WELDER LIST AND WPQR - TAN VAN BACH	Vendor			Y
FAB-1		Reference	Mechanical	Document	25542-000-V1A-MEAA-00582	POSCO - QUALIFIED WELDER LIST AND WPQR - TAN VAN BACH	Vendor			Y
FAB-1		Reference	Mechanical	Document	25542-000-V1A-MEAA-00601	POSCO - NDE PERFORMANCE QUALIFIED	Vendor			Y
FAB-1		Reference	Mechanical	Document	25542-000-V1A-MEAA-00602	POSCO - NDE PERFORMANCE QUALIFIED - TRINH NGOC HAI	Vendor			Y
FAB-1		Reference	Mechanical	Document	25542-000-V1A-MEAA-00603	POSCO - NDE PERFORMANCE QUALIFIED - PHAM DA VUONG	Vendor			Y
FAB-1		Reference	Mechanical	Document	25542-000-V1A-MEAA-00604	POSCO - NDE PERFORMANCE QUALIFIED - TRUONG MINH NHUONG	Vendor			Y
FAB-1		Reference	Mechanical	Document	25542-000-V1A-MEAA-00605	POSCO - NDE PERFORMANCE QUALIFIED - MAI NGOC TAI	Vendor			Y
FAB-1		Reference	Mechanical	Document	25542-000-V1A-MEAA-00606	POSCO - NDE PERFORMANCE QUALIFIED - NGO VAN THANG	Vendor			Y
FAB-1		Reference	Mechanical	Document	25542-000-V1A-MEAA-00607	POSCO - NDE PERFORMANCE QUALIFIED - VAN VU HUNG ANH	Vendor			Y
FAB-1		Reference	Mechanical	Document	25542-000-V1A-MEAA-00608	POSCO - NDE PERFORMANCE QUALIFIED - YAN-TENG YEO	Vendor			Y
FAB-1		Reference	Mechanical	Document	25542-000-V1A-MEAA-00609	POSCO - NDE PERFORMANCE QUALIFIED - YOUNG JAI LEE	Vendor			Y
FAB-1		Reference	Mechanical	Document	25542-000-V1A-MEAA-00610	POSCO - CERTIFICATE OF WELDING INSPECTOR - HO TRONG PHAP	Vendor			Y
FAB-1		Reference	Mechanical	Document	25542-000-V1A-MEAA-00611	POSCO - CERTIFICATE OF WELDING INSPECTOR - NGUYEN HUU THANG	Vendor			Y
FAB-1		Reference	Mechanical	Document	25542-000-V1A-MEAA-00612	POSCO - CERTIFICATE OF WELDING INSPECTOR - DO QUOC VIET	Vendor			Y
FAB-1		Reference	Mechanical	Document	25542-000-V1A-MEAA-00623	POSCO - QUALITY PROCEDURE - FABRICATION	Vendor			Y
FAB-1		Reference	Mechanical	Document	25542-000-V1A-MEAA-00624	POSCO - QUALITY PROCEDURE - HOT DIP GALVANIZING	Vendor			Y
FAB-1		Reference	Mechanical	Document	25542-000-V1A-MEAA-00625	POSCO - E AND C - VIETNAM ORGANIZATION CHART	Vendor			Y
FAB-1		Reference	Mechanical	Document	25542-000-V1A-MEAA-00626	POSCO - LIQUID PENETRANT EXAMINATION PROCEDURE ASME	Vendor			Y
FAB-1		Reference	Mechanical	Document	25542-000-V1A-MEAA-00627	POSCO - MAGNETIC EXAMINATION PROCEDURE ASME	Vendor			Y
FAB-1		Reference	Mechanical	Document	25542-000-V1A-MEAA-00628	POSCO - QUALITY MANAGEMENT MANUAL	Vendor			Y
FAB-1		Reference	Mechanical	Document	25542-000-V1A-MEAA-00629	POSCO - PROJECT QUALITY CONTROL	Vendor			Y
FAB-1		Reference	Mechanical	Document	25542-000-V1A-MEAA-00630	POSCO - QA AND QC ORGANIZATION CHART	Vendor			Y
FAB-1		Reference	Mechanical	Document	25542-000-V1A-MEAA-00631	POSCO - QUALITY CONTROL PLAN FOR DUCT	Vendor			Y
FAB-1		Reference	Mechanical	Document	25542-000-V1A-MEAA-00632	POSCO - RADIOGRAPHIC EXAMINATION PROCEDURE ASME	Vendor			Y
FAB-1		Reference	Mechanical	Document	25542-000-V1A-MEAA-00633	POSCO - ULTRASONIC EXAMINATION PROCEDURE ASME	Vendor			Y
FAB-1		Reference	Mechanical	Document	25542-000-V1A-MEAA-00634	POSCO - QUALITY PROCEDURE - VISUAL EXAMINATION	Vendor			Y
FAB-1		Reference	Mechanical	Document	25542-000-V1A-MEAA-00635	POSCO - QUALITY PROCEDURE - REPAIR WELDING	Vendor			Y
FAB-1		Reference	Mechanical	Document	25542-000-V1A-MEAA-00636	POSCO - QUALITY PROCEDURE - WPS AND PQR	Vendor			Y
FAB-1		Approval	Mechanical	Document	25542-000-V1A-MEAA-00769	POSCO - APPLICATION FOR APPROVED FABRICATORS	Vendor			Y
FAB-1		Approval	Mechanical	Document	25542-000-V1A-MEAA-00637	ST GEORGE STEEL - DRY POWEDER MAGNETIC PARTICLE INSPECTION	Vendor			Y
FAB-1		Approval	Mechanical	Document	25542-000-V1A-MEAA-00638	ST GEORGE STEEL - WELDING PROCEDURE SPEC	Vendor			Y
FAB-1		Approval	Mechanical	Document	25542-000-V1A-MEAA-00639	ST GEORGE STEEL - BLAST AND PAINT PROCEDURE	Vendor			Y

Certification	GEN-2 Tbl. 2 (G)	Reason -	Discipline	t Type	Document Number	Title	Vendor/	Remarks	cast	Approved
FAB-1		Approval	Mechanical	Document	25542-000-V1A-MEAA-00640	ST GEORGE STEEL - LIQUID PENETRANT PROCEDURE	Vendor			Y
FAB-1		Approval	Mechanical	Document	25542-000-V1A-MEAA-00641	ST GEORGE STEEL - NDT INSPECTORS AND CERTIFICATES	Vendor			Y
FAB-1		Approval	Mechanical	Document	25542-000-V1A-MEAA-00642	ST GEORGE STEEL - QUALIFIED WELDER LIST AND WELDER CERTIFICATES	Vendor			Y
FAB-1		Approval	Mechanical	Document	25542-000-V1A-MEAA-00643	ST GEORGE STEEL - QUALITY CONTROL MANUAL	Vendor			Y
FAB-1		Approval	Mechanical	Document	25542-000-V1A-MEAA-00644	ST GEORGE STEEL - RADIOGRAPHIC PROCEDURES	Vendor			Y
FAB-1		Approval	Mechanical	Document	25542-000-V1A-MEAA-00645	ST GEORGE STEEL - SHIPPING HANDLING AND OR STORAGE PROCEDURES	Vendor			Y
FAB-1		Approval	Mechanical	Document	25542-000-V1A-MEAA-00646	ST GEORGE STEEL - ULTRASONIC INSPECTION OF WELDS	Vendor			Y
FAB-1		Approval	Mechanical	Document	25542-000-V1A-MEAA-00647	ST GEORGE STEEL - VISUAL INSPECTION PROCEDURE	Vendor			Y
FAB-1		Approval	Mechanical	Document	25542-000-V1A-MEAA-00648	ST GEORGE STEEL - WELDING CERTIFICATE - RICK BIRD	Vendor			Y
FAB-1		Approval	Mechanical	Document	25542-000-V1A-MEAA-00649	ST GEORGE STEEL - QUALITY CONTROL MANUAL EXHIBITS	Vendor			Y
FAB-1		Approval	Mechanical	Document	25542-000-V1A-MEAA-00650	ST GEORGE STEEL - WELDING CERTIFICATE - ALAN ASHBY	Vendor			Y
FAB-1		Approval	Mechanical	Document	25542-000-V1A-MEAA-00651	ST GEORGE STEEL - VISUAL ACUITY RECORD - TEVITA TUPOU	Vendor			Y
FAB-1		Approval	Mechanical	Document	25542-000-V1A-MEAA-00680	ST GEORGE STEEL - VISUAL ACTIVITY RECORD - RICK BIRD	Vendor			Y
FAB-1		Approval	Mechanical	Document	25542-000-V1A-MEAA-00773	ST GEORGE STEEL - APPLICATION FOR APPROVED FABRICATOR STATUS	Vendor			Y
FAB-1		Approval	Mechanical	Document	25542-000-V1A-MGED-00081	APPLICATION FOR APPROVED FABRICATOR STATUS	Vendor			Y
FAB-1		Approval	Mechanical	Document	25542-000-V1B-MUVE-00100	APPLICATION FOR APPROVED FABRICATOR STATUS - CID ASSOCIATES	Vendor			Y
FAB-1		Approval	Mechanical	Application	25542-000-V1A-SS01-00841	Hershberger Bros. Application for Approved Fabricators Status - Cover Letter	Vendor			Y
FAB-1		Approval	Mechanical	Application	25542-000-V1A-SS01-00843	Hershberger Bros. - Quality Control Program - QAQC Manual	Vendor			Y
FAB-1		Approval	Mechanical	Application	25542-000-V1A-SS01-00859	Hershberger Bros Welding Inc. Certification	Vendor			Y
FAB-1		Approval	Mechanical	Application	25542-000-V1A-SS01-00861	Stl./Aluminum/Stainless Steel	Vendor			Y
FAB-1		Approval	Mechanical	Application	25542-000-V1A-SS01-00862	Renewal Confirmation: Clark County Approved Fabricator - Hershberger Bros. Welding, Inc	Vendor			Y
FAB-1		Approval	Mechanical	Application	25542-000-V1A-SS01-00875	American Welding Society - Phillip Jensen - Certification - QC Manager Qualifications	Vendor			Y
FAB-1		Approval	Civil	Application	25542-000-V1D-SS01-00006	APPLICATION FOR APPROVED FABRICATOR - QUALITY CONTROL MANUAL	Vendor			Y
FAB-1		Approval	Civil	Application	25542-000-V1D-SS01-00002	APPLICATION FOR APPROVED FABRICATOR STATUS	Vendor			Y
FAB-1		Reference	Civil	Application	25542-000-V1C-SS01-00029	APPLICATION FOR APPROVED FABRICATOR - QUALITY CONTROL PROGRAM	Vendor			Y
FAB-1		Approval	Civil	Application	25542-000-V1C-SS01-00030	APPLICATION FOR APPROVED FABRICATOR STATUS	Vendor			Y
STRUC-1		Approval	Civil	Document	25542-000-V1A-ACE0-00010	ELEVATOR GENERAL ARRANGEMENT	Vendor	SUPERSEDED		Y
STRUC-1		Approval	Civil	Document	25542-000-V1A-ACE0-00021	PROTECTION SCREEN AT ELEVATOR FRAMEWORK TO SUPPORT SCREENS	Vendor			Y
STRUC-1		Approval	Civil	Document	25542-000-V1A-ACE0-00022	PROTECTION SCREEN AT ELEVATOR FRAMEWORK TO SUPPORT SCREENS	Vendor			Y
STRUC-1		Approval	Civil	Document	25542-000-V1A-ACE0-00023	PROTECTION SCREEN AT ELEVATOR FRAMEWORK TO SUPPORT SCREENS	Vendor			Y
STRUC-1		Approval	Civil	Document	25542-000-V1A-ACE0-00024	PROTECTION SCREEN AT ELEVATOR FRAMEWORK TO SUPPORT SCREENS	Vendor			Y
STRUC-1		Approval	Civil	Document	25542-000-V1A-ACE0-00025	PROTECTION SCREEN AT ELEVATOR FRAMEWORK TO SUPPORT SCREENS	Vendor			Y
STRUC-1		Approval	Civil	Document	25542-000-V1A-ACE0-00026	PROTECTION SCREEN ATTACHMENT - LEVEL 439FT-0 IN PLUS SCREEN DETAILS	Vendor			Y
STRUC-1		Approval	Civil	Document	25542-000-V1A-ACE0-00033	PROTECTION SCREEN ATTACHMENT - LANDING 451FT-3IN	Vendor			Y
STRUC-1		Approval	Civil	Document	25542-000-V1A-ACE0-00034	PROTECTION SCREEN ATTACHMENT - LANDINGA 460FT-7IN	Vendor			Y
STRUC-1		Approval	Civil	Document	25542-000-V1A-ACE0-00035	PROTECTION SCREEN ATTACHMENT - LANDINGS 472FT-3IN	Vendor			Y
STRUC-1		Approval	Civil	Document	25542-000-V1A-ACE0-00036	PROTECTION SCREEN ATTACHMENT - LANDINGS 491FT-6IN	Vendor			Y
STRUC-1		Approval	Civil	Document	25542-000-V1A-ACE0-00037	PROTECTION SCREEN ATTACHMENT - LANDINGS 500FT-10IN	Vendor			Y
STRUC-1		Approval	Civil	Document	25542-000-V1A-ACE0-00040	ELECTRICAL SCHEMATICS	Vendor			Y
STRUC-1		Approval	Civil	Document	25542-000-V1A-ACE0-00041	MOTOR DATA SHEET	Vendor			Y
STRUC-1		Approval	Civil	Document	25542-000-V1A-ACE0-00043	ELEVATOR STATIC CALCULATION	Vendor			Y
STRUC-1		Approval	Civil	Document	25542-000-V1A-ACE0-00054	ELEVATOR IVANPAH SH2750US A002451	Vendor			Y
STRUC-1		Approval	Civil	Document	25542-000-V1A-ACE0-00055	ELEVATOR AND TRANSPORT IVANPAH SH2750US A002451	Vendor			Y
STRUC-1		Approval	Civil	Document	25542-000-V1A-ACE0-00056	AS-BUILT EQUIPMENT SH2750US A002451	Vendor			Y
STRUC-1		Approval	Civil	Document	25542-000-V1A-ACE0-00057	LANDINGS SH2750US A002451	Vendor			Y
STRUC-1		Approval	Civil	Document	25542-000-V1A-ACE0-00058	BASE ENCLOSURE SH2750US A002451	Vendor			Y
STRUC-1		Approval	Civil	Document	25542-000-V1A-ACE0-00059	A-DOOR VR1250 AS-BUILT SH2750US A002451	Vendor			Y
STRUC-1		Approval	Civil	Document	25542-000-V1A-ACE0-00060	MAST 650X 250/6.3	Vendor			Y
STRUC-1		Approval	Civil	Document	25542-000-V1A-ACE0-00061	CALCULATION OF BASE ANCHORS	Vendor			Y
STRUC-1		Approval	Civil	Document	25542-000-V1A-ACE0-00062	BUFFER CALCULATION	Vendor			Y
STRUC-1		Approval	Civil	Document	25542-000-V1A-ACE0-00068	PROTECTION SCREEN ATTACHMENT - LANDINGS 472FT-3IN	Vendor			Y
STRUC-1		Approval	Civil	Document	25542-000-V1A-ACE0-00069	PROTECTION SCREEN ATTACHMENT - LANDINGS 500FT-10IN	Vendor			Y
STRUC-1		Approval	Civil	Document	25542-000-V1A-ACE0-00070	PROTECTION SCREENS AT ELEVATOR SCREEN DETAILS AND CONNECTIONS	Vendor			Y
STRUC-1		Approval	Civil	Document	25542-000-V1A-ACE0-00071	PROTECTION SCREENS AT ELEVATOR SCREEN CONNECTIONS	Vendor			Y
STRUC-1		Approval	Civil	Document	25542-000-V1A-ACE0-00072	CALCULATION: SCREENS AT TOWER ELEVATOR AND SUPPORTING STRUCTURE	Vendor			Y
STRUC-1		Approval	Civil	Document	25542-000-V1A-ACE0-00073	PROTECETION SCREEN AT ELEVATOR SCREEN CONNECTIONS	Vendor			Y
STRUC-1		Approval	Civil	Document	25542-000-V1A-ACE0-00074	PROTECTION SCREEN ATTACHMENT	Vendor			Y
STRUC-1		Approval	Civil	Document	25542-000-V1A-ACE0-00075	IVANPAH ELEVATOR PLATFORM	Vendor			Y
STRUC-1		Approval	Civil	Document	25542-000-V1A-ACE0-00079	CALCULATIONS FOR ELEVATOR MEZZANINE	Vendor			Y
STRUC-1		Approval	Civil	Document	25542-000-V1A-AK00-00134	STRUCTURAL GENERAL NOTES	Vendor			Y
STRUC-1		Approval	Civil	Document	25542-000-V1A-AK00-00135	STRUCTURAL SPECIAL INSPECTION NOTES AND TABLES	Vendor			Y
STRUC-1		Approval	Civil	Document	25542-000-V1A-AK00-00136	STRUCTURAL SPECIAL INSPECTION NOTES AND TABLES	Vendor			Y
STRUC-1		Approval	Civil	Document	25542-000-V1A-AK00-00137	STRUC OVERALL ARRANGEMENT PLAN HELIOSTAT ASSEMBLY FACILITY	Vendor			Y
STRUC-1		Approval	Civil	Document	25542-000-V1A-AK00-00138	STRUC EQUIPMENT ARRANGEMENT PLAN HELIOSTAT ASSEMBLY BUILDING	Vendor			Y
STRUC-1		Approval	Civil	Document	25542-000-V1A-AK00-00139	STRUC EQUIPMENT ARRANGEMENT PAD BONDING BUILDINGS	Vendor			Y
STRUC-1		Approval	Civil	Document	25542-000-V1A-AK00-00140	STRUC HR OFFLOAD STATION PARTIAL PLAN	Vendor			Y
STRUC-1		Approval	Civil	Document	25542-000-V1A-AK00-00141	STRUC CABLE TRAY/PIPING SUPPORT PLAN	Vendor			Y
STRUC-1		Approval	Civil	Document	25542-000-V1A-AK00-00142	STRUC CABLE TRAY/PIPING SUPPORT PLAN	Vendor			Y
STRUC-1		Approval	Civil	Document	25542-000-V1A-AK00-00143	STRUC MISC LAYOUT PLANS HELIOSTAT ASSEMBLY BUILDING	Vendor			Y
STRUC-1		Approval	Civil	Document	25542-000-V1A-AK00-00144	STRUC MISC LAYOUT PLANS HELIOSTAT ASSEMBLY BUILDING	Vendor			Y
STRUC-1		Approval	Civil	Document	25542-000-V1A-AK00-00145	STRUC POST-INSTALLED ANCHOR DETAILS	Vendor			Y
STRUC-1		Approval	Civil	Document	25542-000-V1A-AK00-00146	STRUC METAL STUD WALL SECTION AND ELEVATIONS	Vendor			Y
STRUC-1		Approval	Civil	Document	25542-000-V1A-AK00-00147	STRUC METAL STUD WALL SECTION AND ELEVATIONS	Vendor			Y
STRUC-1		Approval	Civil	Document	25542-000-V1A-AK00-00148	STRUC SECTION AND DETAILS	Vendor			Y
STRUC-1		Approval	Civil	Document	25542-000-V1A-AK00-00149	STRUC SECTION AND DETAILS	Vendor			Y
STRUC-1		Approval	Civil	Document	25542-000-V1A-AK00-00150	STRUC CANOPY SUPPORT PLAN	Vendor			Y
STRUC-1		Approval	Civil	Document	25542-000-V1A-AK00-00161	SUPPORT FRAME DESIGNS	Vendor			Y
STRUC-1		Approval	Civil	Document	25542-000-V1A-AK00-00352	STRUC EQUIPMENT ANCHORAGE SECTIONS AND DETAILS	Vendor			Y
STRUC-1		Approval	Civil	Document	25542-000-V1A-AK00-00353	STRUC EQUIPMENT ANCHORAGE SECTIONS AND DETAILS	Vendor			Y
STRUC-1		Approval	Civil	Document	25542-000-V1A-AK00-00354	STRUC EQUIPMENT ANCHORAGE SECTIONS AND DETAILS	Vendor			Y
STRUC-1		Approval	Civil	Document	25542-000-V1A-AK00-00355	STRUC EQUIPMENT ANCHORAGE SECTIONS AND DETAILS	Vendor			Y
STRUC-1	G	Approval	Civil	Document	25542-000-V1A-AKBS-00001	ADMIN BUILDING - STRUCTURAL DETAILS	Vendor			Y
STRUC-1	G	Approval	Civil	Document	25542-000-V1A-AKBS-00002	ADMIN BUILDING - STRUCTURAL DETAILS	Vendor			Y
STRUC-1	G	Approval	Civil	Document	25542-000-V1A-AKBS-00003	ADMIN BUILDING - COLD FORM DETAILS	Vendor			Y
STRUC-1	G	Approval	Civil	Document	25542-000-V1A-AKBS-00004	ADMIN BUILDING - SHEETING DETAILS	Vendor			Y
STRUC-1	G	Approval	Civil	Document	25542-000-V1A-AKBS-00005	ADMIN BUILDING - SHEETING DETAILS	Vendor			Y
STRUC-1	G	Approval	Civil	Document	25542-000-V1A-AKBS-00006	ADMIN BUILDING - COVER SHEET	Vendor			Y
STRUC-1	G	Approval	Civil	Document	25542-000-V1A-AKBS-00007	ADMIN BUILDING - SPECIAL INSPECTION	Vendor			Y
STRUC-1	G	Approval	Civil	Document	25542-000-V1A-AKBS-00008	ADMIN BUILDING - ANCHOR ROD PLAN	Vendor			Y
STRUC-1	G	Approval	Civil	Document	25542-000-V1A-AKBS-00009	ADMIN BUILDING - ANCHOR ROD DETAILS	Vendor			Y
STRUC-1	G	Approval	Civil	Document	25542-000-V1A-AKBS-00010	ADMIN BUILDING - ROOF FRAMING PLAN	Vendor			Y
STRUC-1	G	Approval	Civil	Document	25542-000-V1A-AKBS-00011	ADMIN BUILDING - CANOPY PLANS	Vendor			Y
STRUC-1	G	Approval	Civil	Document	25542-000-V1A-AKBS-00012	ADMIN BUILDING - ROOF SHEETING PLAN	Vendor			Y
STRUC-1	G	Approval	Civil	Document	25542-000-V1A-AKBS-00013	ADMIN BUILDING - CRANE FRAMING PLAN	Vendor			Y
STRUC-1	G	Approval	Civil	Document	25542-000-V1A-AKBS-00014	ADMIN BUILDING - WALL ELEVATIONS	Vendor			Y
STRUC-1	G	Approval	Civil	Document	25542-000-V1A-AKBS-00015	ADMIN BUILDING - WALL ELEVATIONS	Vendor			Y
STRUC-1	G	Approval	Civil	Document	25542-000-V1A-AKBS-00016	ADMIN BUILDING - WALL SHEETING PLAN	Vendor			Y
STRUC-1	G	Approval	Civil	Document	25542-000-V1A-AKBS-00017	ADMIN BUILDING - WALL SHEETING PLAN	Vendor			Y
STRUC-1	G	Approval	Civil	Document	25542-000-V1A-AKBS-00018	ADMIN BUILDING - WALL SHEETING PLAN	Vendor			Y
STRUC-1	G	Approval	Civil	Document	25542-000-V1A-AKBS-00019	ADMIN BUILDING - BUILDING CROSS SECTION	Vendor			Y

Certification	GEN-2 Tbl. 2 (G)	Reason -	Discipline	t Type	Document Number	Title	Vendor/	Remarks	cast	Approved
STRUC-1	G	Approval	Civil	Document	25542-000-V1A-AKBS-00020	STRUCTURAL CALCULATIONS - GEM	Vendor			Y
STRUC-1	G	Approval	Civil	Document	25542-000-V1A-AKBS-00025	FACILITY ADMIN BUILDING - STRUCTURAL GENERAL NOTES	Vendor			Y
STRUC-1	G	Approval	Civil	Document	25542-000-V1A-AKBS-00026	FACILITY ADMIN BUILDING - STRUCTURAL GENERAL NOTES	Vendor			Y
STRUC-1	G	Approval	Civil	Document	25542-000-V1A-AKBS-00027	FACILITY ADMIN BUILDING - STRUCTURAL GENERAL NOTES AND ABBREV.	Vendor			Y
STRUC-1	G	Approval	Civil	Document	25542-000-V1A-AKBS-00028	FACILITY ADMIN BUILDING - TYPICAL CONCRETE DETAILS	Vendor			Y
STRUC-1	G	Approval	Civil	Document	25542-000-V1A-AKBS-00029	FACILITY ADMIN BUILDING - TYPICAL CONCRETE DETAILS	Vendor			Y
STRUC-1	G	Approval	Civil	Document	25542-000-V1A-AKBS-00030	FACILITY ADMIN BUILDING - TYPICAL MASONRY DETAILS	Vendor			Y
STRUC-1	G	Approval	Civil	Document	25542-000-V1A-AKBS-00031	FACILITY ADMIN BUILDING - TYPICAL LIGHT GAGE METAL SHEET DETAILS	Vendor			Y
STRUC-1	G	Approval	Civil	Document	25542-000-V1A-AKBS-00032	FACILITY ADMIN BUILDING - TYPICAL LIGHT GAGE METAL SHEET DETAILS	Vendor			Y
STRUC-1	G	Approval	Civil	Document	25542-000-V1A-AKBS-00033	FACILITY ADMIN BUILDING - FOUNDATION PLAN	Vendor			Y
STRUC-1	G	Approval	Civil	Document	25542-000-V1A-AKBS-00034	FACILITY ADMIN BUILDING - MEZZANINE FRAMING PLAN	Vendor			Y
STRUC-1	G	Approval	Civil	Document	25542-000-V1A-AKBS-00035	FACILITY ADMIN BUILDING - REFLECTED CEILING PLAN	Vendor			Y
STRUC-1	G	Approval	Civil	Document	25542-000-V1A-AKBS-00036	FACILITY ADMIN BUILDING - FOUNDATION DETAILS	Vendor			Y
STRUC-1	G	Approval	Civil	Document	25542-000-V1A-AKBS-00037	FACILITY ADMIN BUILDING - FOUNDATION DETAILS	Vendor			Y
STRUC-1		Approval	Civil	Document	25542-000-V1A-AKBS-00038	FACILITY ADMIN BUILDING - ROOF/CEILING CONNECTION DETAILS S7.1	Vendor			Y
STRUC-1		Approval	Civil	Document	25542-000-V1A-AKBS-00039	FACILITY ADMIN BUILDING - ROOF/CEILING CONNECTION DETAILS S7.2	Vendor			Y
STRUC-1	G	Approval	Civil	Document	25542-000-V1A-AKBS-00040	FACILITY ADMIN BUILDING - METAL DECK DETAILS	Vendor			Y
STRUC-1	G	Approval	Civil	Document	25542-000-V1A-AKBS-00062	FACILITY ADMIN BUILDING	Vendor			Y
STRUC-1	G	Approval	Civil	Document	25542-000-V1A-AKBS-00063	FACILITY ADMIN BUILDING	Vendor			Y
STRUC-1	G	Approval	Civil	Document	25542-000-V1A-AKBS-00064	FACILITY ADMIN BUILDING	Vendor			Y
STRUC-1	G	Approval	Civil	Document	25542-000-V1A-AKBS-00065	FACILITY ADMIN BUILDING	Vendor			Y
STRUC-1	G	Approval	Civil	Document	25542-000-V1A-AKBS-00066	FACILITY ADMIN BUILDING	Vendor			Y
STRUC-1	G	Approval	Civil	Document	25542-000-V1A-AKBS-00067	FACILITY ADMIN BUILDING	Vendor			Y
STRUC-1	G	Approval	Civil	Document	25542-000-V1A-AKBS-00068	FACILITY ADMIN BUILDING	Vendor			Y
STRUC-1	G	Approval	Civil	Document	25542-000-V1A-AKBS-00069	FACILITY ADMIN BUILDING	Vendor			Y
STRUC-1	G	Approval	Civil	Document	25542-000-V1A-AKBS-00070	FACILITY ADMIN BUILDING	Vendor			Y
STRUC-1	G	Approval	Civil	Document	25542-000-V1A-AKBS-00071	FACILITY ADMIN BUILDING	Vendor			Y
STRUC-1	G	Approval	Civil	Document	25542-000-V1A-AKBS-00072	FACILITY ADMIN BUILDING	Vendor			Y
STRUC-1	G	Approval	Civil	Document	25542-000-V1A-AKBS-00073	FACILITY ADMIN BUILDING	Vendor			Y
STRUC-1	G	Approval	Civil	Document	25542-000-V1A-AKBS-00074	FACILITY ADMIN BUILDING	Vendor			Y
STRUC-1	G	Approval	Civil	Document	25542-000-V1A-AKBS-00075	FACILITY ADMIN BUILDING	Vendor			Y
STRUC-1	G	Approval	Civil	Document	25542-000-V1A-AKBS-00076	FACILITY ADMIN BUILDING	Vendor			Y
STRUC-1	G	Approval	Civil	Document	25542-000-V1A-AKBS-00077	FACILITY ADMIN BUILDING	Vendor			Y
STRUC-1	G	Approval	Civil	Document	25542-000-V1A-AKBS-00078	FACILITY ADMIN BUILDING	Vendor			Y
STRUC-1	G	Approval	Civil	Document	25542-000-V1A-AKBS-00079	FACILITY ADMIN BUILDING	Vendor			Y
STRUC-1	G	Approval	Civil	Document	25542-000-V1A-AKBS-00097	ADMIN BUILDING - CANOPY SHEETING PLANS	Vendor			Y
STRUC-1	G	Approval	Civil	Document	25542-000-V1A-AKBS-00117	FACILITY ADMIN BUILDING - FOUNDATION DETAILS	Vendor			Y
STRUC-1	G	Approval	Civil	Document	25542-000-V1A-AKBS-00118	FACILITY ADMIN BUILDING - STRUCUTRAL CALCULATIONS	Vendor			Y
STRUC-1		Approval	Civil	Document	25542-000-V1A-AKBS-00424	CALCULATIONS - HVAC PADS	Vendor			Y
STRUC-1		Approval	Civil	Document	25542-000-V1A-AKBS-00452	CALCULATIONS - STAIRS AT MEZZANINE FLOOR	Vendor			Y
STRUC-1		Approval	Civil	Document	25542-000-V1A-AKBS-00509	OF 1, A9.20)	Vendor			Y
STRUC-1		Approval	Civil	Document	25542-000-V1A-AKBS-00514	ARCH - FACILITY ADMIN BLDG - INTERIOR DETAILS (A9.30)	Vendor			Y
STRUC-1		Approval	Electrical	Document	25542-000-V1A-EBB3-00036	STRUCTURAL CALCS - BUS DUCT SUPPORTS	Vendor			Y
STRUC-1		Approval	Electrical	Document	25542-000-V1A-EBB3-00037	15KV, 6600A, 125KV BIL IPB STRUCTURAL PLAN-UNITS 1-3	Vendor			Y
STRUC-1		Approval	Electrical	Document	25542-000-V1A-EBB3-00038	15KV, 6600A, 125KV BIL IPB STRUCTURAL SECTIONS	Vendor			Y
STRUC-1		Approval	Electrical	Document	25542-000-V1A-EBB3-00039	15KV, 6600A, 125KV BIL IPB STRUCTURAL SECTIONS	Vendor			Y
STRUC-1		Approval	Electrical	Document	25542-000-V1A-EBB3-00040	15KV, 6600A, 125KV BIL IPB STRUCTURAL SECTIONS	Vendor			Y
STRUC-1		Approval	Electrical	Document	25542-000-V1A-EBB3-00041	15KV, 6600A, 125KV BIL IPB STRUCTURAL DETAILS	Vendor			Y
STRUC-1		Reference	Electrical	Document	25542-000-V1A-EKL3-00086	EEM PRODUCTION TEST PROCEDURE FOR FINAL INSPECTION	Vendor			Y
STRUC-1		Approval	Electrical	Document	25542-000-V1A-EKL3-00095	STRUCTURAL CALCULATIONS	Vendor			Y
STRUC-1		Approval	Electrical	Document	25542-000-V1A-EKL3-00096	DESIGN CRITERIA	Vendor			Y
STRUC-1		Approval	Electrical	Document	25542-000-V1A-EKL3-00097	FRAME ASSEMBLY	Vendor			Y
STRUC-1		Approval	Electrical	Document	25542-000-V1A-EKL3-00098	EQUIPMENT CENTER - FRAME ASSEMBLY	Vendor			Y
STRUC-1		Approval	Electrical	Document	25542-000-V1A-EKL3-00099	ROOF ASSEMBLY	Vendor			Y
STRUC-1		Approval	Electrical	Document	25542-000-V1A-EKL3-00100	ROOF BOM AND CABLE TRAY DETAIL	Vendor			Y
STRUC-1		Approval	Electrical	Document	25542-000-V1A-EKL3-00101	ROOF ENGINEERING DETAILS	Vendor			Y
STRUC-1		Approval	Electrical	Document	25542-000-V1A-EKL3-00102	WALL ASSEMBLIES	Vendor			Y
STRUC-1		Approval	Electrical	Document	25542-000-V1A-EKL3-00103	WALL ASSEMBLIES	Vendor			Y
STRUC-1		Approval	Electrical	Document	25542-000-V1A-EKL3-00104	WALL COMPONENTS	Vendor			Y
STRUC-1		Approval	Electrical	Document	25542-000-V1A-EKL3-00105	WALL ENGINEERING DETAILS	Vendor			Y
STRUC-1		Approval	Electrical	Document	25542-000-V1A-EKL3-00106	BASE SKID ASSEMBLY	Vendor			Y
STRUC-1		Approval	Electrical	Document	25542-000-V1A-EKL3-00107	BASE SKID TOP PLATE	Vendor			Y
STRUC-1		Approval	Electrical	Document	25542-000-V1A-EKL3-00108	BASE SKID MOUNTING	Vendor			Y
STRUC-1		Approval	Electrical	Document	25542-000-V1A-EKL3-00109	BASE SKID ENGINEERING DETAILS	Vendor			Y
STRUC-1		Reference	Electrical	Document	25542-000-V1A-EKL3-00120	WELD PROCEDURE SPECIFICATION	Vendor			Y
STRUC-1		Reference	Electrical	Document	25542-000-V1A-EKL3-00123	EXECUTION	Vendor			Y
STRUC-1		Reference	Electrical	Document	25542-000-V1A-EKL3-00124	QUALITY MANUAL - WIP	Vendor			Y
STRUC-1		Reference	Electrical	Document	25542-000-V1A-EKL3-00125	AND RESPONSIBILITY	Vendor			Y
STRUC-1		Approval	Electrical	Document	25542-000-V1B-EKL3-00303	STRUCTURAL CALCULATION	Vendor			Y
STRUC-1		Approval	Electrical	Document	25542-000-V1B-EKL3-00310	STRUCTURAL CALCULATION	Vendor			Y
STRUC-1		Approval	Electrical	Document	25542-000-V1B-EKL3-00313	STRUCTURAL CALCULATION	Vendor			Y
STRUC-1		Approval	Electrical	Document	25542-000-V1B-EKL3-00314	STRUCTURAL DRAWINGS	Vendor			Y
STRUC-1		Approval	Electrical	Document	25542-000-V1B-EKL3-00316	STRUCTURAL DRAWINGS	Vendor			Y
STRUC-1		Approval	Electrical	Document	25542-000-V1B-EKL3-00323	STRUCTURAL DRAWINGS	Vendor			Y
STRUC-1		Approval	Electrical	Document	25542-000-V1B-EKL3-00328	SUPPLEMENTAL STRUCTURAL CALCULATION	Vendor			Y
STRUC-1		Approval	Electrical	Document	25542-000-V1A-EU00-00258	IVANPAH SOLAR UPS SYSTEM BATTERY RACK SEISMIC VERIFICATION	Vendor			Y
STRUC-1		Approval	Electrical	Document	25542-000-V1A-EU00-00259	IVANPAH SOLAR BATTERY RACK SEISMIC VERIFICATION	Vendor			Y
STRUC-1		Approval	Mechanical	Document	25542-000-V1A-MBFD-00009	CLARAGE - # 140.75 SI (100 PERCENT) SW 5130 AF FAN - GENERAL ASSEMBLY	Vendor			Y
STRUC-1		Approval	Mechanical	Document	25542-000-V1A-MBFD-00010	BOM, AND PERFORMANCE BLOCK	Vendor			Y
STRUC-1		Approval	Mechanical	Document	25542-000-V1A-MBFD-00012	STACK GENERAL ARRANGEMENT AND ELEVATIONS - SHEET 1	Vendor			Y
STRUC-1		Approval	Mechanical	Document	25542-000-V1A-MBFD-00013	STACK SECTION 1 ELEVATION, SECTIONS AND DETAILS - SHEET 2	Vendor			Y
STRUC-1		Approval	Mechanical	Document	25542-000-V1A-MBFD-00029	ANCHOR BOLT ARRANGEMENT	Vendor			Y
STRUC-1		Approval	Mechanical	Document	25542-000-V1A-MBFD-00030	ANCHOR BOLT ARRANGEMENT DETAILS	Vendor			Y
STRUC-1		Approval	Mechanical	Document	25542-000-V1A-MBFD-00039	HORIZONTAL BOX ECONOMIZER ARRANGEMENT (MODEL BH-181818-21.5)	Vendor			Y
STRUC-1		Approval	Mechanical	Document	25542-000-V1A-MBFD-00040	AUX BOILER BFP SKID (2 SHTS) - INDUSTRIAL STEAM - GA-24325ABC)	Vendor			Y
STRUC-1		Approval	Mechanical	Document	25542-000-V1A-MBFD-00058	STACK SECTION 2 AND 3 ELEVATION, SECTIONS AND DETAILS - SHEET 3	Vendor			Y
STRUC-1		Approval	Mechanical	Document	25542-000-V1A-MBFD-00059	PLATFORM LAYOUTS DECTIONS AND DETAILS - SHEET 4	Vendor			Y
STRUC-1		Approval	Mechanical	Document	25542-000-V1A-MBFD-00060	LADDER ELEVATIONS SECTIONS AND DETAILS - SHEET 5	Vendor			Y
STRUC-1		Approval	Mechanical	Document	25542-000-V1A-MBFD-00061	TUNED MASS DAMPER PLAN SECTIONS AND DETAILS - SHEET 6	Vendor			Y
STRUC-1		Approval	Mechanical	Document	25542-000-V1A-MBFD-00062	PERSONNEL PROTECTION SECTION AND DETAILS - SHEET 7	Vendor			Y
STRUC-1		Approval	Mechanical	Document	25542-000-V1A-MBFD-00163	DESIGN CALCULATIONS - IES	Vendor			Y
STRUC-1		Approval	Mechanical	Document	25542-000-V1A-MBFD-00222	STEAM DRUM HEAD PLATFORM AT BURNER END OF UNIT SETTING PLAN	Vendor			Y
STRUC-1		Approval	Mechanical	Document	25542-000-V1A-MBFD-00246	PLATFORM DOWN SIDE OF STEAM DRUM FRAME AND GRATING PLAN	Vendor			Y
STRUC-1		Approval	Mechanical	Document	25542-000-V1A-MBFD-00252	BURNER PLATFORM SETTING PLAN	Vendor			Y
STRUC-1		Approval	Mechanical	Document	25542-000-V1A-MBFD-00260	BURNER ACCESS PLATFORM STRUCTURAL CALCULATION	Vendor			Y
STRUC-1		Approval	Mechanical	Document	25542-000-V1A-MBFD-00261	PLATFORM BY BURNER STRUCTURAL CALCULATION	Vendor			Y
STRUC-1		Approval	Mechanical	Document	25542-000-V1A-MBFD-00262	PLATFORM ALONG STEAM DRUM ABOVE FURNACE STRUCTURAL CALCULATION	Vendor			Y
STRUC-1		Approval	Mechanical	Document	25542-000-V1A-MBFD-00263	STEAM DRUM HEAD PLATFORM AT TARGET END OF UNIT SETTING PLAN	Vendor			Y
STRUC-1		Approval	Mechanical	Document	25542-000-V1A-MBFD-00279	PLATFORM STRUCTURAL ANALYSIS	Vendor			Y
STRUC-1		Approval	Mechanical	Document	25542-000-V1A-MBFD-00296	AIR INLET SUPPORT OR INTEL DUCT ANALYSIS	Vendor			Y

Certification	GEN-2 Tbl. 2 (G)	Reason -	Discipline	t Type	Document Number	Title	Vendor/	Remarks	cast	Approved
STRUC-1		Approval	Mechanical	Document	25542-000-V1A-MBFD-00344	BOILER BASE BEAM SIZING	Vendor			Y
STRUC-1		Approval	Mechanical	Document	25542-000-V1A-MBFD-00345	BOILER OUTLET TO ECONOMIZER DUCT SUPPORT CALCULATION	Vendor			Y
STRUC-1		Approval	Mechanical	Document	25542-000-V1A-MBFD-00346	FD FAN OUTLET EVASE DUCT SUPPORT CALCULATION	Vendor			Y
STRUC-1		Approval	Mechanical	Document	25542-000-V1A-MBFD-00347	ECONOMIZER OUTLET STACK DUCT SUPPORT CALCULATION	Vendor			Y
STRUC-1		Approval	Mechanical	Document	25542-000-V1A-MBFD-00366	BASE PLATE LOADING CALCULATIONS - PUMP SKID	Vendor			Y
STRUC-1		Approval	Mechanical	Document	25542-000-V1A-MBFD-00367	BASE PLATE LOADING CALCULATIONS - FAN SKID	Vendor			Y
STRUC-1		Approval	Mechanical	Document	25542-000-V1A-MBFD-00368	ECONOMIZER STRUCTURE	Vendor			Y
STRUC-1		Approval	Mechanical	Document	25542-000-V1A-MBHS-00002	AUXILIARY STEAM SUPERHEATER	Vendor			Y
STRUC-1		Approval	Mechanical	Document	25542-000-V1A-MBHS-00027	FOUNDATION LOAD CALCULATION FOR STEAM SUPERHEATER	Vendor			Y
STRUC-1		Approval	Civil	Document	25542-000-V1A-MBST-00209	UPPER	Vendor			Y
STRUC-1		Approval	Civil	Document	25542-000-V1A-MBST-00210	UPPER	Vendor			Y
STRUC-1		Approval	Civil	Document	25542-000-V1A-MBST-00211	UPPER	Vendor			Y
STRUC-1		Approval	Civil	Document	25542-000-V1A-MBST-00212	LOWER	Vendor			Y
STRUC-1		Approval	Civil	Document	25542-000-V1A-MBST-00213	LOWER	Vendor			Y
STRUC-1		Approval	Civil	Document	25542-000-V1A-MBST-00214	LOWER	Vendor			Y
STRUC-1		Approval	Civil	Document	25542-000-V1A-MBST-00215	LOWER	Vendor			Y
STRUC-1		Approval	Civil	Document	25542-000-V1A-MBST-00708	SUPPORT LOAD REPORT FOR RPI CONTRACT	Vendor			Y
STRUC-1		Approval	Civil	Document	25542-000-V1A-MBST-00747	UPPER	Vendor			Y
STRUC-1		Approval	Civil	Document	25542-000-V1A-MBST-00748	UPPER	Vendor			Y
STRUC-1		Approval	Civil	Document	25542-000-V1A-MBST-00749	UPPER	Vendor			Y
STRUC-1		Approval	Civil	Document	25542-000-V1A-MBST-00750	UPPER	Vendor			Y
STRUC-1		Approval	Civil	Document	25542-000-V1A-MBST-00751	LOWER	Vendor			Y
STRUC-1		Approval	Civil	Document	25542-000-V1A-MBST-00752	LOWER DETAILS PANEL	Vendor			Y
STRUC-1		Approval	Civil	Document	25542-000-V1A-MBST-00753	LOWER DETAILS PANEL	Vendor			Y
STRUC-1		Approval	Civil	Document	25542-000-V1A-MBST-00754	LOWER DETAILS PANEL	Vendor			Y
STRUC-1		Approval	Civil	Document	25542-000-V1A-MBST-00755	LOWER DETAILS PANEL	Vendor			Y
STRUC-1		Approval	Civil	Document	25542-000-V1A-MBST-01907	UPPER DETAILS	Vendor			Y
STRUC-1		Approval	Civil	Document	25542-000-V1A-MBST-01908	UPPER DETAILS	Vendor			Y
STRUC-1		Approval	Civil	Document	25542-000-V1A-MBST-01909	LOWER DETAILS	Vendor			Y
STRUC-1		Approval	Civil	Document	25542-000-V1A-MBST-01910	SHIPPING COMPONENT	Vendor			Y
STRUC-1		Approval	Civil	Document	25542-000-V1A-MBST-03105	SOLAR RECEIVER SUPPORT VALIDATION CALCULATIONS	Vendor			Y
STRUC-1		Approval	Civil	Document	25542-000-V1A-MBST-03139	SOUTHWEST METEO BOARD QUALIFICATION TESTING FINAL REPORT	Vendor			Y
STRUC-1		Approval	Civil	Document	25542-000-V1A-MBST-03188	APPLICATION OF ALTERNATE MATERIALS OR METHODS OF CONSTRUCTION	Vendor	000-V1A-MBST-00012		Y
STRUC-1		Approval	Civil	Document	25542-000-V1A-MBST-00012	APPLICATION OF ALTERNATE MATERIALS OR METHODS OF CONSTRUCTION	Vendor			Y
STRUC-1		Approval	Civil	Document	25542-000-V1A-MEAA-00001	AIR COOLED CONDENSER	Vendor			Y
STRUC-1		Approval	Civil	Document	25542-000-V1A-MEAA-00002	AIR COOLED CONDENSER	Vendor			Y
STRUC-1		Approval	Civil	Document	25542-000-V1A-MEAA-00003	AIR COOLED CONDENSER	Vendor			Y
STRUC-1		Approval	Civil	Document	25542-000-V1A-MEAA-00006	AIR COOLED CONDENSER	Vendor			Y
STRUC-1		Approval	Civil	Document	25542-000-V1A-MEAA-00181	ACC - ERECTION QUALITY CONTROL PLAN	Vendor			Y
STRUC-1		Approval	Civil	Document	25542-000-V1A-MEAA-00204	EQUIPMENT SHEET 1	Vendor			Y
STRUC-1		Approval	Civil	Document	25542-000-V1A-MEAA-00249	AIR COOLED CONDENSER ERECTION DRAWING	Vendor			Y
STRUC-1		Approval	Civil	Document	25542-000-V1A-MEAA-00254	AIR COOLED CONDENSER ERECTION DRAWING	Vendor			Y
STRUC-1		Approval	Civil	Document	25542-000-V1A-MEAA-00269	ACC CONDENSATE TANK PLATFORM CALC NOTE (OCBF)	Vendor			Y
STRUC-1		Approval	Civil	Document	25542-000-V1A-MEAA-00275	IVANPAH CONDENSATE TANK CALCULATION NOTE	Vendor			Y
STRUC-1		Approval	Civil	Document	25542-000-V1A-MEAA-00278	AIR COOLED CONDENSER ERECTION DRAWING	Vendor			Y
STRUC-1		Approval	Civil	Document	25542-000-V1A-MEAA-00279	AIR COOLED CONDENSER	Vendor			Y
STRUC-1		Approval	Civil	Document	25542-000-V1A-MEAA-00283	ACC ERECTION DRAWING DETAILS 176 TO 192	Vendor			Y
STRUC-1		Approval	Civil	Document	25542-000-V1A-MEAA-00297	AIR COOLED CONDENSER ERECTION DRAWING	Vendor			Y
STRUC-1		Approval	Civil	Document	25542-000-V1A-MEAA-00298	AIR COOLED CONDENSER ERECTION DRAWING	Vendor			Y
STRUC-1		Approval	Civil	Document	25542-000-V1A-MEAA-00299	AIR COOLED CONDENSER ERECTION DRAWING	Vendor			Y
STRUC-1		Approval	Civil	Document	25542-000-V1A-MEAA-00300	AIR COOLED CONDENSER ERECTION DRAWING	Vendor			Y
STRUC-1		Approval	Civil	Document	25542-000-V1A-MEAA-00301	AIR COOLED CONDENSER ERECTION DRAWING	Vendor			Y
STRUC-1		Approval	Civil	Document	25542-000-V1A-MEAA-00302	AIR COOLED CONDENSER ERECTION DRAWING	Vendor			Y
STRUC-1		Approval	Civil	Document	25542-000-V1A-MEAA-00303	AIR COOLED CONDENSER ERECTION DRAWING	Vendor			Y
STRUC-1		Approval	Civil	Document	25542-000-V1A-MEAA-00304	AIR COOLED CONDENSER ERECTION DRAWING	Vendor			Y
STRUC-1		Approval	Civil	Document	25542-000-V1A-MEAA-00305	AIR COOLED CONDENSER ERECTION DRAWING	Vendor			Y
STRUC-1		Approval	Civil	Document	25542-000-V1A-MEAA-00306	AIR COOLED CONDENSER ERECTION DRAWING	Vendor			Y
STRUC-1		Approval	Civil	Document	25542-000-V1A-MEAA-00307	AIR COOLED CONDENSER ERECTION DRAWING	Vendor			Y
STRUC-1		Approval	Civil	Document	25542-000-V1A-MEAA-00308	AIR COOLED CONDENSER ERECTION DRAWING	Vendor			Y
STRUC-1		Approval	Civil	Document	25542-000-V1A-MEAA-00309	AIR COOLED CONDENSER ERECTION DRAWING	Vendor			Y
STRUC-1		Approval	Civil	Document	25542-000-V1A-MEAA-00310	AIR COOLED CONDENSER ERECTION DRAWING	Vendor			Y
STRUC-1		Approval	Civil	Document	25542-000-V1A-MEAA-00311	AIR COOLED CONDENSER ERECTION DRAWING	Vendor			Y
STRUC-1		Approval	Civil	Document	25542-000-V1A-MEAA-00312	AIR COOLED CONDENSER ERECTION DRAWING	Vendor			Y
STRUC-1		Approval	Civil	Document	25542-000-V1A-MEAA-00313	AIR COOLED CONDENSER ERECTION DRAWING	Vendor			Y
STRUC-1		Approval	Civil	Document	25542-000-V1A-MEAA-00314	AIR COOLED CONDENSER ERECTION DRAWING	Vendor			Y
STRUC-1		Approval	Civil	Document	25542-000-V1A-MEAA-00315	AIR COOLED CONDENSER ERECTION DRAWING	Vendor			Y
STRUC-1		Approval	Civil	Document	25542-000-V1A-MEAA-00316	AIR COOLED CONDENSER ERECTION DRAWING	Vendor			Y
STRUC-1		Approval	Civil	Document	25542-000-V1A-MEAA-00317	AIR COOLED CONDENSER ERECTION DRAWING	Vendor			Y
STRUC-1		Approval	Civil	Document	25542-000-V1A-MEAA-00318	AIR COOLED CONDENSER ERECTION DRAWING	Vendor			Y
STRUC-1		Approval	Civil	Document	25542-000-V1A-MEAA-00319	AIR COOLED CONDENSER ERECTION DRAWING	Vendor			Y
STRUC-1		Approval	Civil	Document	25542-000-V1A-MEAA-00320	AIR COOLED CONDENSER ERECTION DRAWING	Vendor			Y
STRUC-1		Approval	Civil	Document	25542-000-V1A-MEAA-00321	AIR COOLED CONDENSER ERECTION DRAWING	Vendor			Y
STRUC-1		Approval	Civil	Document	25542-000-V1A-MEAA-00322	AIR COOLED CONDENSER ERECTION DRAWING	Vendor			Y
STRUC-1		Approval	Civil	Document	25542-000-V1A-MEAA-00323	AIR COOLED CONDENSER ERECTION DRAWING	Vendor			Y
STRUC-1		Approval	Civil	Document	25542-000-V1A-MEAA-00324	AIR COOLED CONDENSER ERECTION DRAWING	Vendor			Y
STRUC-1		Approval	Civil	Document	25542-000-V1A-MEAA-00325	AIR COOLED CONDENSER ERECTION DRAWING	Vendor			Y
STRUC-1		Approval	Civil	Document	25542-000-V1A-MEAA-00326	AIR COOLED CONDENSER ERECTION DRAWING	Vendor			Y
STRUC-1		Approval	Civil	Document	25542-000-V1A-MEAA-00327	AIR COOLED CONDENSER ERECTION DRAWING	Vendor			Y
STRUC-1		Approval	Civil	Document	25542-000-V1A-MEAA-00328	AIR COOLED CONDENSER ERECTION DRAWING	Vendor			Y
STRUC-1		Approval	Civil	Document	25542-000-V1A-MEAA-00329	AIR COOLED CONDENSER ERECTION DRAWING	Vendor			Y
STRUC-1		Approval	Civil	Document	25542-000-V1A-MEAA-00330	AIR COOLED CONDENSER ERECTION DRAWING	Vendor			Y
STRUC-1		Approval	Civil	Document	25542-000-V1A-MEAA-00331	AIR COOLED CONDENSER ERECTION DRAWING	Vendor			Y
STRUC-1		Approval	Civil	Document	25542-000-V1A-MEAA-00332	AIR COOLED CONDENSER ERECTION DRAWING	Vendor			Y
STRUC-1		Approval	Civil	Document	25542-000-V1A-MEAA-00333	AIR COOLED CONDENSER ERECTION DRAWING	Vendor			Y
STRUC-1		Approval	Civil	Document	25542-000-V1A-MEAA-00334	AIR COOLED CONDENSER ERECTION DRAWING	Vendor			Y
STRUC-1		Approval	Civil	Document	25542-000-V1A-MEAA-00335	AIR COOLED CONDENSER ERECTION DRAWING	Vendor			Y
STRUC-1		Approval	Civil	Document	25542-000-V1A-MEAA-00336	AIR COOLED CONDENSER ERECTION DRAWING	Vendor			Y
STRUC-1		Approval	Civil	Document	25542-000-V1A-MEAA-00337	AIR COOLED CONDENSER ERECTION DRAWING	Vendor			Y
STRUC-1		Approval	Civil	Document	25542-000-V1A-MEAA-00338	AIR COOLED CONDENSER ERECTION DRAWING	Vendor			Y
STRUC-1		Approval	Civil	Document	25542-000-V1A-MEAA-00339	AIR COOLED CONDENSER ERECTION DRAWING	Vendor			Y
STRUC-1		Approval	Civil	Document	25542-000-V1A-MEAA-00340	AIR COOLED CONDENSER ERECTION DRAWING	Vendor			Y
STRUC-1		Approval	Civil	Document	25542-000-V1A-MEAA-00341	AIR COOLED CONDENSER ERECTION DRAWING	Vendor			Y
STRUC-1		Approval	Civil	Document	25542-000-V1A-MEAA-00342	AIR COOLED CONDENSER ERECTION DRAWING	Vendor			Y
STRUC-1		Approval	Civil	Document	25542-000-V1A-MEAA-00343	AIR COOLED CONDENSER ERECTION DRAWING	Vendor			Y
STRUC-1		Approval	Civil	Document	25542-000-V1A-MEAA-00344	AIR COOLED CONDENSER ERECTION DRAWING	Vendor			Y
STRUC-1		Approval	Civil	Document	25542-000-V1A-MEAA-00345	AIR COOLED CONDENSER ERECTION DRAWING	Vendor			Y
STRUC-1		Approval	Civil	Document	25542-000-V1A-MEAA-00346	AIR COOLED CONDENSER ERECTION DRAWING	Vendor			Y
STRUC-1		Approval	Civil	Document	25542-000-V1A-MEAA-00347	AIR COOLED CONDENSER ERECTION DRAWING	Vendor			Y
STRUC-1		Approval	Civil	Document	25542-000-V1A-MEAA-00348	AIR COOLED CONDENSER ERECTION DRAWING	Vendor			Y
STRUC-1		Approval	Civil	Document	25542-000-V1A-MEAA-00349	AIR COOLED CONDENSER ERECTION DRAWING	Vendor			Y

Certification	GEN-2 Tbl. 2 (G)	Reason -	Discipline	t Type	Document Number	Title	Vendor/	Remarks	cast	Approved
STRUC-1		Approval	Civil	Document	25542-000-V1A-MEAA-00350	AIR COOLED CONDENSER ERECTION DRAWING	Vendor			Y
STRUC-1		Approval	Civil	Document	25542-000-V1A-MEAA-00351	AIR COOLED CONDENSER ERECTION DRAWING	Vendor			Y
STRUC-1		Approval	Civil	Document	25542-000-V1A-MEAA-00352	AIR COOLED CONDENSER ERECTION DRAWING	Vendor			Y
STRUC-1		Approval	Civil	Document	25542-000-V1A-MEAA-00353	AIR COOLED CONDENSER ERECTION DRAWING	Vendor			Y
STRUC-1		Approval	Civil	Document	25542-000-V1A-MEAA-00354	AIR COOLED CONDENSER ERECTION DRAWING	Vendor			Y
STRUC-1		Approval	Civil	Document	25542-000-V1A-MEAA-00355	AIR COOLED CONDENSER ERECTION DRAWING	Vendor			Y
STRUC-1		Approval	Civil	Document	25542-000-V1A-MEAA-00356	AIR COOLED CONDENSER ERECTION DRAWING	Vendor			Y
STRUC-1		Approval	Civil	Document	25542-000-V1A-MEAA-00357	AIR COOLED CONDENSER ERECTION DRAWING	Vendor			Y
STRUC-1		Approval	Civil	Document	25542-000-V1A-MEAA-00358	AIR COOLED CONDENSER ERECTION DRAWING	Vendor			Y
STRUC-1		Approval	Civil	Document	25542-000-V1A-MEAA-00359	AIR COOLED CONDENSER ERECTION DRAWING	Vendor			Y
STRUC-1		Approval	Civil	Document	25542-000-V1A-MEAA-00360	AIR COOLED CONDENSER ERECTION DRAWING	Vendor			Y
STRUC-1		Approval	Civil	Document	25542-000-V1A-MEAA-00361	AIR COOLED CONDENSER ERECTION DRAWING	Vendor			Y
STRUC-1		Approval	Civil	Document	25542-000-V1A-MEAA-00362	AIR COOLED CONDENSER ERECTION DRAWING	Vendor			Y
STRUC-1		Approval	Civil	Document	25542-000-V1A-MEAA-00363	AIR COOLED CONDENSER ERECTION DRAWING	Vendor			Y
STRUC-1		Approval	Civil	Document	25542-000-V1A-MEAA-00364	AIR COOLED CONDENSER ERECTION DRAWING	Vendor			Y
STRUC-1		Approval	Civil	Document	25542-000-V1A-MEAA-00365	AIR COOLED CONDENSER ERECTION DRAWING	Vendor			Y
STRUC-1		Approval	Civil	Document	25542-000-V1A-MEAA-00366	AIR COOLED CONDENSER ERECTION DRAWING	Vendor			Y
STRUC-1		Approval	Civil	Document	25542-000-V1A-MEAA-00367	AIR COOLED CONDENSER ERECTION DRAWING	Vendor			Y
STRUC-1		Approval	Civil	Document	25542-000-V1A-MEAA-00368	AIR COOLED CONDENSER ERECTION DRAWING	Vendor			Y
STRUC-1		Approval	Civil	Document	25542-000-V1A-MEAA-00369	AIR COOLED CONDENSER - CALCULATION NOTE	Vendor			Y
STRUC-1		Approval	Civil	Document	25542-000-V1A-MEAA-00370	AIR COOLED CONDENSER - CALCULATION NOTE	Vendor			Y
STRUC-1		Approval	Civil	Document	25542-000-V1A-MEAA-00372	ACC ERECTION DRAWING DUCT SUPPORT PLAN AND SECTIONS	Vendor			Y
STRUC-1		Approval	Civil	Document	25542-000-V1A-MEAA-00373	ACC ERECTION DRAWING DUCT SUPPORT SECTIONS J-J, K-K, L-L, E-E AND G-G	Vendor			Y
STRUC-1		Approval	Civil	Document	25542-000-V1A-MEAA-00374	ACC ERECTION DRAWING DUCT SUPPORT SECTIONS H-H, I-I AND M-M	Vendor			Y
STRUC-1		Approval	Civil	Document	25542-000-V1A-MEAA-00375	ACC ERECTION DRAWING DUCT SUPPORTS - DETAILS 1 TO 11	Vendor			Y
STRUC-1		Approval	Civil	Document	25542-000-V1A-MEAA-00376	ACC ERECTION DRAWING DUCT SUPPORTS - DETAILS 12 TO 21	Vendor			Y
STRUC-1		Approval	Civil	Document	25542-000-V1A-MEAA-00377	AIR COOLED CONDENSER ERECTION DRAWING	Vendor			Y
STRUC-1		Approval	Civil	Document	25542-000-V1A-MEAA-00378	AIR COOLED CONDENSER ERECTION DRAWING	Vendor			Y
STRUC-1		Approval	Civil	Document	25542-000-V1A-MEAA-00379	AIR COOLED CONDENSER ERECTION DRAWING	Vendor			Y
STRUC-1		Approval	Civil	Document	25542-000-V1A-MEAA-00380	AIR COOLED CONDENSER ERECTION DRAWING	Vendor			Y
STRUC-1		Approval	Civil	Document	25542-000-V1A-MEAA-00385	AIR COOLED CONDENSER TOP PLATFORM CALC NOTE	Vendor			Y
STRUC-1		Approval	Civil	Document	25542-000-V1A-MEAA-00413	ACC ERECTION DRAWING CONDENSATE TANK PLAN AND SECTIONS - SHEET 1	Vendor			Y
STRUC-1		Approval	Civil	Document	25542-000-V1A-MEAA-00414	ACC ERECTION DRAWING CONDENSATE TANK PLAN AND SECTIONS - SHEET 2	Vendor			Y
STRUC-1		Approval	Civil	Document	25542-000-V1A-MEAA-00485	DESIGN NOTE FOR SUPPORT STRUCTURES FOR DUCTING	Vendor			Y
STRUC-1		Approval	Civil	Document	25542-000-V1A-MEAA-00486	DUCT SUPPORTS CONNECTIONS DESIGN NOTE	Vendor			Y
STRUC-1		Approval	Civil	Document	25542-000-V1A-MEAA-00682	ACC CONDENSATE TANK - SHEET 1 OF 2	Vendor			Y
STRUC-1		Approval	Civil	Document	25542-000-V1A-MEAA-00683	ACC CONDENSATE TANK - SHEET 2 OF 2	Vendor			Y
STRUC-1		Approval	Mechanical	Document	25542-000-V1A-MEAA-00204	EQUIPMENT SHEET 1	Vendor			Y
STRUC-1		Approval	Mechanical	Document	25542-000-V1A-MEAA-00207	FLEXIBILITY ANALYSIS FOR STEAM EXHAUST DUCTING OF THE ACC	Vendor			Y
STRUC-1		Approval	Mechanical	Document	25542-000-V1A-MEAA-00396	EQUIPMENT SHEET 2	Vendor			Y
STRUC-1		Approval	Mechanical	Document	25542-000-V1A-MEAA-00398	ACC - SDM HINGED EXPANSION JOINT GENERAL ARRANGEMENT	Vendor			Y
STRUC-1		Approval	Mechanical	Document	25542-000-V1A-MEAA-00399	ACC - TED RISER LATERAL EXPANSION JOINT GENERAL ARRANGEMENT	Vendor			Y
STRUC-1		Approval	Mechanical	Document	25542-000-V1A-MEAA-00400	ACC - BFPT DUCT HINGED EXPANSION JOINT GENERAL ARRANGEMENT	Vendor			Y
STRUC-1		Approval	Mechanical	Document	25542-000-V1A-MEAA-00401	ACC - BFPT DUCT LATERAL EXPANSION JOINT GENERAL ARRANGEMENT	Vendor			Y
STRUC-1		Approval	Mechanical	Document	25542-000-V1A-MEAA-00402	ACC - DOGBONE GENERAL ARRANGEMENT	Vendor			Y
STRUC-1		Approval	Mechanical	Document	25542-000-V1A-MEAA-00444	ACC - BFPT DUCT PLAN AND SECTIONS - SD-602	Vendor			Y
STRUC-1		Approval	Mechanical	Document	25542-000-V1A-MEAA-00445	ACC - TOP ELBOW DETAIL - SD-701	Vendor			Y
STRUC-1		Approval	Mechanical	Document	25542-000-V1A-MEAA-00446	ACC - RISER DUCT DETAIL - SD-702	Vendor			Y
STRUC-1		Approval	Mechanical	Document	25542-000-V1A-MEAA-00447	ACC - RISER DUCT DETAIL - SD-703	Vendor			Y
STRUC-1		Approval	Mechanical	Document	25542-000-V1A-MEAA-00448	ACC - RISER DUCT DETAIL - SD-704	Vendor			Y
STRUC-1		Approval	Mechanical	Document	25542-000-V1A-MEAA-00454	ACC - SADDLE DETAIL - SD-710	Vendor			Y
STRUC-1		Approval	Mechanical	Document	25542-000-V1A-MEAA-00455	ACC - SADDLE DETAIL - SD-711	Vendor			Y
STRUC-1		Approval	Mechanical	Document	25542-000-V1A-MEAA-00456	ACC - SADDLE DETAIL - SD-712	Vendor			Y
STRUC-1		Approval	Mechanical	Document	25542-000-V1A-MEAA-00457	ACC - SADDLE DETAIL - SD-713	Vendor			Y
STRUC-1		Approval	Mechanical	Document	25542-000-V1A-MEAA-00458	ACC - PRESSURE POINT ARRANGEMENTS - ELEVATION - SD-714	Vendor			Y
STRUC-1		Approval	Mechanical	Document	25542-000-V1A-MEAA-00459	ACC - SADDLE DETAIL - SD-715	Vendor			Y
STRUC-1		Approval	Mechanical	Document	25542-000-V1A-MEAA-00460	ACC - SADDLE DETAIL - SD-716	Vendor			Y
STRUC-1		Approval	Mechanical	Document	25542-000-V1A-MEAA-00461	ACC - SADDLE DETAIL - SD-717	Vendor			Y
STRUC-1		Approval	Mechanical	Document	25542-000-V1A-MEAA-00462	ACC - SADDLE DETAIL - SD-718	Vendor			Y
STRUC-1		Approval	Mechanical	Document	25542-000-V1A-MEAA-00463	ACC - BFPT STEAM DUCT DETAIL - SD-719	Vendor			Y
STRUC-1		Approval	Mechanical	Document	25542-000-V1A-MEAA-00464	ACC - BFPT STEAM DUCT DETAIL - SD-720	Vendor			Y
STRUC-1		Approval	Mechanical	Document	25542-000-V1A-MEAA-00466	ACC - BFPT STEAM DUCT DETAIL - SD-722	Vendor			Y
STRUC-1		Approval	Mechanical	Document	25542-000-V1A-MEAA-00468	ACC - MANHOLE DETAIL - SD-724	Vendor			Y
STRUC-1		Approval	Mechanical	Document	25542-000-V1A-MEAA-00469	ACC - DRAI N POT DETAIL - SD-725	Vendor			Y
STRUC-1		Approval	Mechanical	Document	25542-000-V1A-MEAA-00684	ASM STEAM MANIFOLD STREET 1 - SHEET 1 OF 3	Vendor			Y
STRUC-1		Approval	Mechanical	Document	25542-000-V1A-MEAA-00685	ASM STEAM MANIFOLD STREET 1 - SHEET2 OF 3	Vendor			Y
STRUC-1		Approval	Mechanical	Document	25542-000-V1A-MEAA-00686	ASM STEAM MANIFOLD STREET 1 - SHEET3 OF 3	Vendor			Y
STRUC-1		Approval	Mechanical	Document	25542-000-V1A-MEAA-00687	ASM STEAM MANIFOLD STREET 2 - SHEET 1 OF 3	Vendor			Y
STRUC-1		Approval	Mechanical	Document	25542-000-V1A-MEAA-00688	ASM STEAM MANIFOLD STREET 2 - SHEET 2 OF 3	Vendor			Y
STRUC-1		Approval	Mechanical	Document	25542-000-V1A-MEAA-00689	ASM STEAM MANIFOLD STREET 2 - SHEET 3 OF 3	Vendor			Y
STRUC-1		Approval	Mechanical	Document	25542-000-V1A-MEAA-00690	ASM STEAM MANIFOLD STREET 3 - SHEET 1 OF 3	Vendor			Y
STRUC-1		Approval	Mechanical	Document	25542-000-V1A-MEAA-00691	ASM STEAM MANIFOLD STREET 3 - SHEET 2 OF 3	Vendor			Y
STRUC-1		Approval	Mechanical	Document	25542-000-V1A-MEAA-00692	ASM STEAM MANIFOLD STREET 3 - SHEET 3 OF 3	Vendor			Y
STRUC-1		Approval	Mechanical	Document	25542-000-V1A-MEAA-00693	SECTIONS - SD-601 - SHEET 1 OF 2	Vendor			Y
STRUC-1		Approval	Mechanical	Document	25542-000-V1A-MEAA-00694	SECTIONS - SD-601 - SHEET 2 OF 2	Vendor			Y
STRUC-1		Approval	Mechanical	Document	25542-000-V1A-MEAA-00695	ACC - TURBINE EXHAUST DUCT DETAILS (2800) - SD-705 - SHEET 1 OF 2	Vendor			Y
STRUC-1		Approval	Mechanical	Document	25542-000-V1A-MEAA-00696	ACC - TURBINE EXHAUST DUCT DETAILS (2800) - SD-705 - SHEET 2 OF 2	Vendor			Y
STRUC-1		Approval	Mechanical	Document	25542-000-V1A-MEAA-00697	ACC - TURBINE EXHAUST DUCT DETAIL - SD-706 - SHEET 1 OF 6	Vendor			Y
STRUC-1		Approval	Mechanical	Document	25542-000-V1A-MEAA-00698	ACC - TURBINE EXHAUST DUCT DETAIL - SD-706 - SHEET 2 OF 6	Vendor			Y
STRUC-1		Approval	Mechanical	Document	25542-000-V1A-MEAA-00699	ACC - TURBINE EXHAUST DUCT DETAIL - SD-706 - SHEET 3 OF 6	Vendor			Y
STRUC-1		Approval	Mechanical	Document	25542-000-V1A-MEAA-00700	ACC - TURBINE EXHAUST DUCT DETAIL - SD-706 - SHEET 4 OF 6	Vendor			Y
STRUC-1		Approval	Mechanical	Document	25542-000-V1A-MEAA-00701	ACC - TURBINE EXHAUST DUCT DETAIL - SD-706 - SHEET 5 OF 6	Vendor			Y
STRUC-1		Approval	Mechanical	Document	25542-000-V1A-MEAA-00702	ACC - TURBINE EXHAUST DUCT DETAIL - SD-706 - SHEET 6 OF 6	Vendor			Y
STRUC-1		Approval	Mechanical	Document	25542-000-V1A-MEAA-00703	ACC - TURBINE EXHAUST DUCT DETAIL - SD-707 - SHEET 1 OF 6	Vendor			Y
STRUC-1		Approval	Mechanical	Document	25542-000-V1A-MEAA-00704	ACC - TURBINE EXHAUST DUCT DETAIL - SD-707 - SHEET 2 OF 6	Vendor			Y
STRUC-1		Approval	Mechanical	Document	25542-000-V1A-MEAA-00705	ACC - TURBINE EXHAUST DUCT DETAIL - SD-707 - SHEET 3 OF 6	Vendor			Y
STRUC-1		Approval	Mechanical	Document	25542-000-V1A-MEAA-00706	ACC - TURBINE EXHAUST DUCT DETAIL - SD-707 - SHEET 4 OF 6	Vendor			Y
STRUC-1		Approval	Mechanical	Document	25542-000-V1A-MEAA-00707	ACC - TURBINE EXHAUST DUCT DETAIL - SD-707 - SHEET 5 OF 6	Vendor			Y
STRUC-1		Approval	Mechanical	Document	25542-000-V1A-MEAA-00708	ACC - TURBINE EXHAUST DUCT DETAIL - SD-707 - SHEET 6 OF 6	Vendor			Y
STRUC-1		Approval	Mechanical	Document	25542-000-V1A-MEAA-00709	ACC - TURBINE EXHAUST DUCT DETAIL - SD-708 - SHEET 1 OF 6	Vendor			Y
STRUC-1		Approval	Mechanical	Document	25542-000-V1A-MEAA-00710	ACC - TURBINE EXHAUST DUCT DETAIL - SD-708 - SHEET 2 OF 6	Vendor			Y
STRUC-1		Approval	Mechanical	Document	25542-000-V1A-MEAA-00711	ACC - TURBINE EXHAUST DUCT DETAIL - SD-708 - SHEET 3 OF 6	Vendor			Y
STRUC-1		Approval	Mechanical	Document	25542-000-V1A-MEAA-00712	ACC - TURBINE EXHAUST DUCT DETAIL - SD-708 - SHEET 4 OF 6	Vendor			Y
STRUC-1		Approval	Mechanical	Document	25542-000-V1A-MEAA-00713	ACC - TURBINE EXHAUST DUCT DETAIL - SD-708 - SHEET 5 OF 6	Vendor			Y
STRUC-1		Approval	Mechanical	Document	25542-000-V1A-MEAA-00714	ACC - TURBINE EXHAUST DUCT DETAIL - SD-708 - SHEET 6 OF 6	Vendor			Y
STRUC-1		Approval	Mechanical	Document	25542-000-V1A-MEAA-00715	ACC - TURBINE EXHAUST DUCT DETAIL - SD-709 - SHEET 1 OF 3	Vendor			Y
STRUC-1		Approval	Mechanical	Document	25542-000-V1A-MEAA-00716	ACC - TURBINE EXHAUST DUCT DETAIL - SD-709 - SHEET 2 OF 3	Vendor			Y
STRUC-1		Approval	Mechanical	Document	25542-000-V1A-MEAA-00717	ACC - TURBINE EXHAUST DUCT DETAIL - SD-709 - SHEET 3 OF 3	Vendor			Y
STRUC-1		Approval	Mechanical	Document	25542-000-V1A-MEAA-00718	ACC - BFPT STEAM DUCT DETAIL - SD-721 - SHEET 1 OF 2	Vendor			Y
STRUC-1		Approval	Mechanical	Document	25542-000-V1A-MEAA-00719	ACC - BFPT STEAM DUCT DETAIL - SD-721 - SHEET 2 OF 2	Vendor			Y

Certification	GEN-2 Tbl. 2 (G)	Reason -	Discipline	t Type	Document Number	Title	Vendor/	Remarks	cast	Approved
STRUC-1		Approval	Mechanical	Document	25542-000-V1A-MEAA-00720	ACC - BYPASS DUCT DETAIL - SD-723 - SHEET 1 OF 3	Vendor			Y
STRUC-1		Approval	Mechanical	Document	25542-000-V1A-MEAA-00721	ACC - BYPASS DUCT DETAIL - SD-723 - SHEET 2 OF 3	Vendor			Y
STRUC-1		Approval	Mechanical	Document	25542-000-V1A-MEAA-00722	ACC - BYPASS DUCT DETAIL - SD-723 - SHEET 3 OF 3	Vendor			Y
STRUC-1		Approval	Mechanical	Document	25542-000-V1A-MEAA-00723	ACC - BLANK PLATE DETAIL - SD-726 - SHEET 1 OF 3	Vendor			Y
STRUC-1		Approval	Mechanical	Document	25542-000-V1A-MEAA-00724	ACC - BLANK PLATE DETAIL - SD-726 - SHEET 2 OF 3	Vendor			Y
STRUC-1		Approval	Mechanical	Document	25542-000-V1A-MEAA-00725	ACC - BLANK PLATE DETAIL - SD-726 - SHEET 3 OF 3	Vendor			Y
STRUC-1		Approval	Mechanical	Document	25542-000-V1A-MEAA-00726	ACC - SADDLE DETAIL - SD-727 - SHEET 1 OF 2	Vendor			Y
STRUC-1		Approval	Mechanical	Document	25542-000-V1A-MEAA-00727	ACC - SADDLE DETAIL - SD-727 - SHEET 2 OF 2	Vendor			Y
STRUC-1		Approval	Mechanical	Document	25542-000-V1A-MEAA-00798	DESIGN NOTE FOR TED BASE PLATE	Vendor			Y
STRUC-1		Approval	Civil	Document	25542-000-V1A-MBST-00752	LOWER	Vendor			Y
STRUC-1		Approval	Civil	Document	25542-000-V1A-MBST-00753	LOWER	Vendor			Y
STRUC-1		Approval	Civil	Document	25542-000-V1A-MBST-00754	LOWER	Vendor			Y
STRUC-1		Approval	Civil	Document	25542-000-V1A-MBST-00755	LOWER	Vendor			Y
STRUC-1		Approval	Civil	Document	25542-000-V1A-MBST-01907	UPPER	Vendor			Y
STRUC-1		Approval	Civil	Document	25542-000-V1A-MBST-01908	UPPER	Vendor			Y
STRUC-1		Approval	Civil	Document	25542-000-V1A-MBST-01909	LOWER	Vendor			Y
STRUC-1		Approval	Civil	Document	25542-000-V1A-MBST-01910	SHIPPING COMPONENT	Vendor			Y
STRUC-1		Approval	Civil	Document	25542-00-V1A-MBST-03139	SOUTHWEST METEO BOARD QUALIFICATION TESTING FINAL REPORT	Vendor			Y
STRUC-1		Approval	Civil	Document	25542-000-V1A-MEAA-00389	CARBON STEEL USED FOR STEEL STRUCTURE AND DUCTING	Vendor			Y
STRUC-1		Approval	Mechanical	Document	25542-000-V1A-MGED-00064	EDG PAD LAYOUT	Vendor			Y
STRUC-1		Approval	Mechanical	Document	25542-000-V1A-MGED-00065	EDG ASSEMBLY DRAWING	Vendor			Y
STRUC-1		Approval	Mechanical	Document	25542-000-V1A-MGED-00066	EDG ELEVATION DRAWING	Vendor			Y
STRUC-1		Approval	Mechanical	Document	25542-000-V1A-MGED-00067	EDG WALL/TRUSS DETAIL	Vendor			Y
STRUC-1		Approval	Mechanical	Document	25542-000-V1A-MGED-00068	EDG ENCLOSURE ASSEMBLY	Vendor			Y
STRUC-1		Approval	Mechanical	Document	25542-000-V1A-MGED-00069	EDG TANK DETAIL	Vendor			Y
STRUC-1		Approval	Mechanical	Document	25542-000-V1A-MGED-00070	EDG MOUNTING DETAIL	Vendor			Y
STRUC-1		Approval	Mechanical	Document	25542-000-V1A-MGED-00071	RIGGING DETAIL	Vendor			Y
STRUC-1		Reference	Mechanical	Document	25542-000-V1A-MJKH-00005	ASSEMBLY DRAWING	Vendor			N
STRUC-1		Reference	Mechanical	Document	25542-000-V1A-MJKH-00006	DIMENSIONAL DRAWING	Vendor			N
STRUC-1		Reference	Mechanical	Document	25542-000-V1B-MJKH-00001	JIB CRANE FRAM	Vendor			N
STRUC-1		Reference	Mechanical	Document	25542-000-V1B-MJKH-00002	JIB CRANE HOIST	Vendor			N
STRUC-1		Approval	Civil	Document	25542-000-V1A-MPGB-00016	GENERAL ARRANGEMENT - MOTOR DRIVEN BOILER FEED PUMP SET	Vendor			Y
STRUC-1		Approval	Civil	Document	25542-000-V1A-MPGF-00138	PE CALCULATIONS, STRUCTURAL	Vendor			Y
STRUC-1		Reference	Mechanical	Document	25542-000-V1A-MPPM-00012	FEED SYSTEM MECHANICAL LAYOUT - SHEET-1	Vendor			Y
STRUC-1		Reference	Mechanical	Document	25542-000-V1A-MPPM-00013	FEED SYSTEM MECHANICAL LAYOUT - SHEET-2	Vendor			Y
STRUC-1		Reference	Mechanical	Document	25542-000-V1A-MPPM-00014	SYSTEM MECHANICAL LAYOUT - SHEET-1	Vendor			Y
STRUC-1		Reference	Mechanical	Document	25542-000-V1A-MPPM-00015	SYSTEM MECHANICAL LAYOUT - SHEET-2	Vendor			Y
STRUC-1		Reference	Mechanical	Document	25542-000-V1A-MPPM-00016	SODIUM HYPOCHLORITECHEMICAL FEED SYSTEMMECHANICAL LAYOUT	Vendor			Y
STRUC-1		Reference	Mechanical	Document	25542-000-V1A-MPPM-00017	WSAC CORROSION INHIBITOR CHEMICALFEED SYSTEM MECHANICAL LAYOUT	Vendor			Y
STRUC-1		Reference	Mechanical	Document	25542-000-V1A-MPPM-00018	WSAC DISPERSANT CHEMICAL FEED SYSTEM MECHANICAL LAYOUT	Vendor			Y
STRUC-1		Reference	Mechanical	Document	25542-000-V1A-MPPM-00019	LAYOUT	Vendor			Y
STRUC-1		Approval	Civil	Document	25542-000-V1A-MSXF-00002	FUEL GAS SEPARATOR SKID - SHEET 1	Vendor			Y
STRUC-1		Approval	Civil	Document	25542-000-V1A-MSXF-00033	FOUNDATION LOAD CALCULATION FOR FUEL GAS SEPARATOR	Vendor			Y
STRUC-1		Approval	Civil	Document	25542-000-V1A-MT00-00001	DEMINERALIZED WATER	Vendor			Y
STRUC-1		Approval	Civil	Document	25542-000-V1A-MT00-00002	COMMON	Vendor			Y
STRUC-1		Approval	Civil	Document	25542-000-V1A-MT00-00003	DESIGN CALCULATIONS FOR AWWA D103 WATER STORAGE TANK - FIRE/RAW	Vendor			Y
STRUC-1		Approval	Civil	Document	25542-000-V1A-MT00-00004	WASH	Vendor			Y
STRUC-1		Approval	Civil	Document	25542-000-V1A-MT00-00005	DEMINERALIZED WATER STORAGE TANK 001/002/003-WD-MT-001	Vendor			Y
STRUC-1		Approval	Civil	Document	25542-000-V1A-MT00-00006	UNIT FIRE-RAW WATER STORAGE TANK 001/002/003-WY-MT-00001	Vendor			Y
STRUC-1		Approval	Civil	Document	25542-000-V1A-MT00-00007	MIRROR WASH WATER STORAGE TANK 001/002/003-WY-MT-001	Vendor			Y
STRUC-1		Approval	Civil	Document	25542-000-V1A-MT00-00008	COMMON AREA FIRE-RAW WATER STORAGE TANK 009-WR-MT-0001	Vendor			Y
STRUC-1		Approval	Civil	Document	25542-000-V1A-MT00-00009	STORAGE TANKS	Vendor			Y
STRUC-1		Approval	Civil	Document	25542-000-V1A-MT00-00022	SPECIAL INSPECTIONS LETTER CA PE	Vendor			Y
STRUC-1		Approval	Mechanical	Document	25542-000-V1A-MUSG-00005	STG FOUNDATION LOADS AND DESIGN REQUIREMENTS	Vendor			Y
STRUC-1		Approval	Mechanical	Document	25542-000-V1A-MUSG-00140	FOUNDATION ANCHOR HP25 INLET	Vendor			Y
STRUC-1		Approval	Mechanical	Document	25542-000-V1A-MUSG-00141	FOUNDATION ANCHOR HP25 OUTLET	Vendor			Y
STRUC-1		Approval	Mechanical	Document	25542-000-V1A-MUSG-00142	FOUNDATION ANCHOR M64	Vendor			Y
STRUC-1		Approval	Mechanical	Document	25542-000-V1A-MUSG-00143	FOUNDATION ANCHOR M56	Vendor			Y
STRUC-1		Approval	Mechanical	Document	25542-000-V1A-MUSG-00144	FOUNDATION ANCHOR M48	Vendor			Y
STRUC-1		Approval	Mechanical	Document	25542-000-V1A-MUSG-00145	FOUNDATION ANCHOR M42	Vendor			Y
STRUC-1		Approval	Mechanical	Document	25542-000-V1A-MUSG-00146	EMBEDDED PLATE	Vendor			Y
STRUC-1		Approval	Mechanical	Document	25542-000-V1A-MUSG-00147	FOUNDATION DETAILS SIEMENS TRL/ 100	Vendor			Y
STRUC-1		Approval	Mechanical	Document	25542-000-V1A-MUSG-00148	FOUNDATION DETAILS /P171-921 INLET	Vendor			Y
STRUC-1		Approval	Mechanical	Document	25542-000-V1A-MUSG-00149	FOUNDATION DETAILS VAZEL GEAR M56X6	Vendor			Y
STRUC-1		Approval	Mechanical	Document	25542-000-V1A-MUSG-00150	TRANSITION PIECE C3 FOUNDATION DETAILS - SHEET 1	Vendor			Y
STRUC-1		Approval	Mechanical	Document	25542-000-V1A-MUSG-00151	TRANSITION PIECE C3 FOUNDATION DETAILS - SHEET 2	Vendor			Y
STRUC-1		Approval	Mechanical	Document	25542-000-V1A-MUSG-00226	STRENGTH CHECK ON EMBEDDED DETAILS	Vendor			Y
STRUC-1		Approval	Mechanical	Document	25542-000-V1A-MUSG-00352	STEAM TURBINE FOUNDATION OUTLINE DRAWING - SHEET 1	Vendor			Y
STRUC-1		Approval	Mechanical	Document	25542-000-V1A-MUSG-00353	STEAM TURBINE FOUNDATION OUTLINE DRAWING - SHEET 2	Vendor			Y
STRUC-1		Approval	Mechanical	Document	25542-000-V1A-MUSG-00354	STEAM TURBINE FOUNDATION OUTLINE DRAWING - SHEET 3	Vendor			Y
STRUC-1		Approval	Mechanical	Document	25542-000-V1A-MUSG-00355	STEAM TURBINE FOUNDATION OUTLINE DRAWING - SHEET 4	Vendor			Y
STRUC-1		Approval	Mechanical	Document	25542-000-V1A-MUSG-00356	STEAM TURBINE FOUNDATION OUTLINE DRAWING - SHEET 5	Vendor			Y
STRUC-1		Approval	Mechanical	Document	25542-000-V1A-MUSG-00357	STEAM TURBINE FOUNDATION OUTLINE DRAWING - SHEET 6	Vendor			Y
STRUC-1		Approval	Mechanical	Document	25542-000-V1A-MUSG-00358	STEAM TURBINE FOUNDATION OUTLINE DRAWING - SHEET 7	Vendor			Y
STRUC-1		Approval	Mechanical	Document	25542-000-V1A-MUSG-00369	TRANSITION PIECE C3 FOUNDATION DETAILS - SHEET 2	Vendor			Y
STRUC-1		Approval	Mechanical	Document	25542-000-V1A-MUSG-00215	SOUND ENCLOSURE STRUCTURAL CALCS	Vendor			Y
STRUC-1		Approval	Mechanical	Document	25542-000-V1A-MUSG-00363	GENERAL ARRANGEMENT - SOUND ENCLOSURE - SHEET 1	Vendor			Y
STRUC-1		Approval	Mechanical	Document	25542-000-V1A-MUSG-00359	GENERAL ARRANGEMENT - SOUND ENCLOSURE - SHEET 2	Vendor			Y
STRUC-1		Approval	Mechanical	Document	25542-000-V1A-MUSG-00360	GENERAL ARRANGEMENT - SOUND ENCLOSURE - SHEET 3	Vendor			Y
STRUC-1		Approval	Mechanical	Document	25542-000-V1A-MUSG-00361	GENERAL ARRANGEMENT - SOUND ENCLOSURE - SHEET 4	Vendor			Y
STRUC-1		Approval	Mechanical	Document	25542-000-V1A-MUSG-00362	GENERAL ARRANGEMENT - SOUND ENCLOSURE - SHEET 5	Vendor			Y
STRUC-1		Approval	Mechanical	Document	25542-000-V1A-MUSG-00371	SOUND ENCLOSURE PLAN AT GROUND LEVEL	Vendor			Y
STRUC-1		Approval	Mechanical	Document	25542-000-V1A-MUSG-00372	SOUND ENCLOSURE ROOF PLAN	Vendor			Y
STRUC-1		Approval	Mechanical	Document	25542-000-V1A-MUSG-00373	FRAMING ELEVATIONS - PART 1	Vendor			Y
STRUC-1		Approval	Mechanical	Document	25542-000-V1A-MUSG-00374	FRAMING ELEVATIONS - PART 2	Vendor			Y
STRUC-1		Approval	Mechanical	Document	25542-000-V1A-MUSG-00375	FRAMING ELEVATIONS - PART 3	Vendor			Y
STRUC-1		Approval	Mechanical	Document	25542-000-V1A-MUSG-00376	END CONNECTION DETAILS - PART 1	Vendor			Y
STRUC-1		Approval	Mechanical	Document	25542-000-V1A-MUSG-00377	END CONNECTION DETAILS - PART 2	Vendor			Y
STRUC-1		Approval	Mechanical	Document	25542-000-V1A-MUSG-00378	COLUM BASE PLATES	Vendor			Y
STRUC-1		Approval	Mechanical	Document	25542-000-V1A-MUSG-00379	SOUND ENCLOSURE GENERAL STRUCTURAL NOTES	Vendor			Y
STRUC-1		Approval	Mechanical	Document	25542-000-V1A-MUSG-00380	STRUCTURAL STEEL INSPECTION REQUIREMENTS	Vendor			Y
STRUC-1		Approval	Mechanical	Document	25542-000-V1A-MUSG-00381	PART I	Vendor			Y
STRUC-1		Approval	Mechanical	Document	25542-000-V1A-MUSG-00382	PART I1	Vendor			Y
STRUC-1		Approval	Mechanical	Document	25542-000-V1A-MUSG-00383	PART I11	Vendor			Y
STRUC-1		Approval	Mechanical	Document	25542-000-V1A-MUSG-00384	PART IV	Vendor			Y
STRUC-1		Approval	Mechanical	Document	25542-000-V1A-MXHS-00084	IVANPAH LH-2.2 HELIOSTAT MATERIAL AND FASTENER DATA SHEETS	Vendor			Y
STRUC-1		Approval	Mechanical	Document	25542-000-V1A-MXHS-00085	IVANPAH PROJECT HELIOSTAT: LH2.2 DESIGN SUMMARY	Vendor			Y
STRUC-1		Approval	Mechanical	Document	25542-000-V1A-MXHS-00110	LH2.2 HELIOSTAT TOP LEVEL SPECIFICATION	Vendor			Y
STRUC-1		Approval	Mechanical	Document	25542-000-V1A-MXHS-00175	PYLON AND LABEL ASSEMBLY	Vendor			Y
STRUC-1		Approval	Mechanical	Document	25542-000-V1A-MXHS-00238	PAD ASSEMBLY	Vendor			Y

Certification	GEN-2 Tbl. 2 (G)	Reason -	Discipline	t Type	Document Number	Title	Vendor/	Remarks	cast	Approved
STRUC-1		Approval	Mechanical	Document	25542-000-V1A-MXHS-00239	INTERFACE UNIT WITH SHAFT ASSEMBLY	Vendor			Y
STRUC-1		Approval	Mechanical	Document	25542-000-V1A-MXHS-00240	LH-2.2: HR PYLON ASSEMBLY	Vendor			Y
STRUC-1		Approval	Mechanical	Document	25542-000-V1A-MXHS-00241	SUPPORT ARM ASSEMBLY (GENERIC)	Vendor			Y
STRUC-1		Approval	Mechanical	Document	25542-000-V1A-MXHS-00242	MIRROR ASSEMBLY	Vendor			Y
STRUC-1		Approval	Mechanical	Document	25542-000-V1A-MXHS-00243	ELEVATION DRIVE SUPPLY ASSEMBLY	Vendor			Y
STRUC-1		Approval	Mechanical	Document	25542-000-V1A-MXHS-00244	AZIMUTH DRIVE ASSEMBLY	Vendor			Y
STRUC-1		Approval	Mechanical	Document	25542-000-V1A-MXHS-00245	WORM DRIVE SUB-ASSEMBLY	Vendor			Y
STRUC-1		Approval	Mechanical	Document	25542-000-V1A-MXHS-00246	HELIOSTAT REFLECTOR - GENERIC	Vendor			Y
STRUC-1		Approval	Mechanical	Document	25542-000-V1A-MXHS-00247	HELIOSTAT SUPPORT STRUCTURE ASSEMBLY	Vendor			Y
STRUC-1		Approval	Mechanical	Document	25542-000-V1A-MXHS-00248	TORQUE TUBE AND ITS ASSY - GENERIC	Vendor			Y
STRUC-1		Approval	Mechanical	Document	25542-000-V1A-MXHS-00249	INTERFACE UNIT ASSEMBLY	Vendor			Y
STRUC-1		Approval	Mechanical	Document	25542-000-V1A-MXHS-00250	TORQUE TUBE DRILLING ASSEMBLY - GENERIC	Vendor			Y
STRUC-1		Approval	Mechanical	Document	25542-000-V1A-MXHS-00251	TORQUE TUBE WELDING	Vendor			Y
STRUC-1		Approval	Mechanical	Document	25542-000-V1A-MXHS-00252	DISPLACEMENT PYLON	Vendor			Y
STRUC-1		Approval	Mechanical	Document	25542-000-V1A-MXHS-00253	ELEVATION DRIVE - CONNECTING PIN	Vendor			Y
STRUC-1		Approval	Mechanical	Document	25542-000-V1A-MXHS-00254	CROSS BAR BLANK	Vendor			Y
STRUC-1		Approval	Mechanical	Document	25542-000-V1A-MXHS-00255	PAD SPACER	Vendor			Y
STRUC-1		Approval	Mechanical	Document	25542-000-V1A-MXHS-00256	PAD	Vendor			Y
STRUC-1		Approval	Mechanical	Document	25542-000-V1A-MXHS-00257	INTERFACE UNIT CLAMP	Vendor			Y
STRUC-1		Approval	Mechanical	Document	25542-000-V1A-MXHS-00258	ED ROD	Vendor			Y
STRUC-1		Approval	Mechanical	Document	25542-000-V1A-MXHS-00259	REFLECTOR SHAFT	Vendor			Y
STRUC-1		Approval	Mechanical	Document	25542-000-V1A-MXHS-00260	CYLINDER	Vendor			Y
STRUC-1		Approval	Mechanical	Document	25542-000-V1A-MXHS-00261	ED PIVOT PIN	Vendor			Y
STRUC-1		Approval	Mechanical	Document	25542-000-V1A-MXHS-00262	CROSS BAR REFLECTOR SHAFT	Vendor			Y
STRUC-1		Approval	Mechanical	Document	25542-000-V1A-MXHS-00263	CROSS BAR-ED (LEFT)	Vendor			Y
STRUC-1		Approval	Mechanical	Document	25542-000-V1A-MXHS-00264	CROSS BAR-ED (RIGHT)	Vendor			Y
STRUC-1		Approval	Mechanical	Document	25542-000-V1A-MXHS-00265	DIAGONAL	Vendor			Y
STRUC-1		Approval	Mechanical	Document	25542-000-V1A-MXHS-00266	SUPPORT ARM - GENERIC	Vendor			Y
STRUC-1		Approval	Mechanical	Document	25542-000-V1A-MXHS-00267	TORQUE TUBE	Vendor			Y
STRUC-1		Approval	Mechanical	Document	25542-000-V1A-MXHS-00268	INTERFACE UNIT BODY	Vendor			Y
STRUC-1		Approval	Mechanical	Document	25542-000-V1A-MXHS-00269	PILE POINT	Vendor			Y
STRUC-1		Approval	Mechanical	Document	25542-000-V1A-MXHS-00270	PYLON TUBE - 6IN X 3.4MM LENGTH 3.6M	Vendor			Y
STRUC-1		Approval	Mechanical	Document	25542-000-V1A-MXHS-00271	PYLON FIN	Vendor			Y
STRUC-1		Approval	Mechanical	Document	25542-000-V1A-MXHS-00272	MIRROR (3.3M X 2.3M)	Vendor			Y
STRUC-1		Approval	Mechanical	Document	25542-000-V1A-MXHS-00273	MIDDLE BRACKET	Vendor			Y
STRUC-1		Approval	Mechanical	Document	25542-000-V1A-MXHS-00274	HINGE BRACKET	Vendor			Y
STRUC-1		Approval	Mechanical	Document	25542-000-V1A-MXHS-00275	CYLINDER CAP	Vendor			Y
STRUC-1		Approval	Mechanical	Document	25542-000-V1A-MXHS-00276	ED TIP	Vendor			Y
STRUC-1		Approval	Mechanical	Document	25542-000-V1A-MXHS-00277	HEX SOCKET HEAD CAP SCREW	Vendor			Y
STRUC-1		Approval	Mechanical	Document	25542-000-V1A-MXHS-00278	PREVAILING TORQUE HEX LOCK NUT	Vendor			Y
STRUC-1		Approval	Mechanical	Document	25542-000-V1A-MXHS-00279	3/16IN STAVEX RIVET	Vendor			Y
STRUC-1		Approval	Mechanical	Document	25542-000-V1A-MXHS-00280	3/16IN AVDELOK FASTENER - PIN	Vendor			Y
STRUC-1		Approval	Mechanical	Document	25542-000-V1A-MXHS-00281	1/4IN AVDELOK FESTENER - PIN	Vendor			Y
STRUC-1		Approval	Mechanical	Document	25542-000-V1A-MXHS-00282	3/16IN AVDELOK FASTENER - COLLAR	Vendor			Y
STRUC-1		Approval	Mechanical	Document	25542-000-V1A-MXHS-00283	1/4IN AVDELOK FESTENER - COLLAR	Vendor			Y
STRUC-1		Approval	Mechanical	Document	25542-000-V1A-MXHS-00284	M10X25 NORD LOCK BOLT AND WASHER	Vendor			Y
STRUC-1		Approval	Mechanical	Document	25542-000-V1A-MXHS-00285	NEEDLE ROLLER TRUST BEARING	Vendor			Y
STRUC-1		Approval	Mechanical	Document	25542-000-V1A-MXHS-00286	GLUE ADHESIVE	Vendor			Y
STRUC-1		Approval	Mechanical	Document	25542-000-V1A-MXHS-00287	BALL SCREW	Vendor			Y
STRUC-1		Approval	Mechanical	Document	25542-000-V1A-MXHS-00288	IVANPAH POSITION TOLERANCES AND CONSTRUCTION REQUIREMENTS	Vendor			Y
STRUC-1		Approval	Mechanical	Document	25542-000-V1A-MXHS-00289	IVANPAH SOLAR FIELD FOUNDATION	Vendor			Y
STRUC-1		Approval	Mechanical	Document	25542-000-V1A-MXHS-00293	PYLON ASSEMBLY	Vendor			Y
STRUC-1		Approval	Mechanical	Document	25542-000-V1A-MXHS-00294	II AND III PYLON FOUNDATIONS	Vendor			Y
STRUC-1		Approval	Mechanical	Document	25542-000-V1A-MXHS-00295	LH-2 HELIOSTAT WIND TUNNEL TEST REPORT	Vendor			Y
STRUC-1		Approval	Mechanical	Document	25542-000-V1A-MXHS-00301	IVANPAH 2 AND 3 (TECHNICAL MEMORANDUM NO. 20)	Vendor			Y
STRUC-1		Approval	Mechanical	Document	25542-000-V1A-MXHS-00378	TRIPLE - FINNED DISPLACEMENT PYLON	Vendor			Y
STRUC-1		Approval	Mechanical	Document	25542-000-V1A-MXHS-00379	PYLON FIN TIP	Vendor			Y
STRUC-1		Approval	Mechanical	Document	25542-000-V1A-MXHS-00380	TRIANGULAR FIN	Vendor			Y
STRUC-1		Approval	Mechanical	Document	25542-000-V1A-MXHS-00521	SPRING ARM	Vendor			Y
STRUC-1		Approval	Mechanical	Document	25542-000-V1A-MXHS-00522	ANCHOR PLATE	Vendor			Y
STRUC-1		Approval	Mechanical	Document	25542-000-V1A-MXHS-00523	ANCHOR BEAM	Vendor			Y
STRUC-1		Approval	Mechanical	Document	25542-000-V1A-MXHS-00524	FIXATION PLATE	Vendor			Y
STRUC-1		Approval	Mechanical	Document	25542-000-V1A-MXHS-00525	PRESSURE BAR	Vendor			Y
STRUC-1		Approval	Mechanical	Document	25542-000-V1A-MXHS-00526	VERTICAL PLATE	Vendor			Y
STRUC-1		Approval	Mechanical	Document	25542-000-V1A-MXHS-00527	GROUND ANCHOR	Vendor			Y
STRUC-1		Approval	Mechanical	Document	25542-000-V1A-MXHS-00528	END PLATE ASSEMBLY	Vendor			Y
STRUC-1		Approval	Mechanical	Document	25542-000-V1A-MXHS-00529	PYLON PRE-LOADER INSTALLATION	Vendor			Y
STRUC-1		Approval	Mechanical	Document	25542-000-V1A-MXHS-00530	COLLAR - REMOVABLE SIDE	Vendor			Y
STRUC-1		Approval	Mechanical	Document	25542-000-V1A-MXHS-00531	PLATE	Vendor			Y
STRUC-1		Approval	Mechanical	Document	25542-000-V1A-MXHS-00532	COLLAR - BASE SIDE	Vendor			Y
STRUC-1		Approval	Mechanical	Document	25542-000-V1A-MXHS-00533	LEAF SPRING	Vendor			Y
STRUC-1		Approval	Mechanical	Document	25542-000-V1A-MXHS-00534	LH-2.2 PYLON PRE-LOADER INSTALLATION WORK INSTRUCTIONS	Vendor			Y
STRUC-1		Approval	Mechanical	Document	25542-000-V1A-MUSG-00394	APPLICATION FOR APPROVED FABRICATORS STATUS - PROSPECT STEEL	Vendor			Y
STRUC-1		Reference	Mechanical	Document	25542-000-V1A-MUSG-00395	QUALITY ASSURANCE AND QUALITY CONTROL MANUAL - PROSPECT STEEL	Vendor			Y
STRUC-1		Approval	Civil	Document	25542-000-V1A-MXHS-00005	SOLAR FIELD CDPU SUPPORT FRAME DRAWINGS	Vendor			Y
STRUC-1		Approval	Civil	Document	25542-000-V1A-MXHS-00083	HELIOSTAT WIND TUNNEL TEST REPORT (TRAEGER-110213-LH-2)	Vendor			Y
STRUC-1		Approval	Civil	Document	25542-000-V1A-MXHS-00084	HELIOSTAT MATERIAL AND FASTENER DATA SHEETS (30003-L2-M-S-1011, REV. 2)	Vendor			Y
STRUC-1		Approval	Civil	Document	25542-000-V1A-MXHS-00085	HELIOSTAT DESIGN SUMMARY (30003-L2-M-S-1003, REV 2)	Vendor			Y
STRUC-1		Approval	Civil	Document	25542-000-V1A-MXHS-00086	HELIOSTAT DRAWINGS PACKAGE (30003-L2-M-S-1010, REV 3)	Vendor			Y
STRUC-1		Approval	Civil	Document	25542-000-V1A-MXHS-00087	HELIOSTAT EARTHQUAKE LADD ANALYSIS (PROJECT 30003-LH2.2 REV A)	Vendor			Y
STRUC-1		Approval	Civil	Document	25542-000-V1A-MXHS-00088	HELIOSTAT WIND LOAD ANALYSIS (PROJECT 30003-LH2.2 REV A)	Vendor			Y
STRUC-1		Approval	Civil	Document	25542-000-V1A-MXHS-00110	LH-2.2 HELIOSTAT TOP LEVEL SPECIFICATION (3003-SF-G-S-1005, REV 1)	Vendor			Y
STRUC-1		Approval	Civil	Document	25542-000-V1A-MXHS-00111	STRUCTURAL CALCULATION - CDPU SUPPORT FRAME	Vendor			Y
STRUC-1		Approval	Plant Design	Document	25542-000-V1A-PY21-00077	TOL-BRACE SEISMIC CALCULATIONS AND MOUNTING DETAILS	Vendor			Y
STRUC-1		Approval	Plant Design	Document	25542-000-V1A-PY21-00078	TOL-BRACE SEISMIC CALCULATIONS AND MOUNTING DETAILS	Vendor			Y
STRUC-1		Approval	Plant Design	Document	25542-000-V1A-PY21-00079	TOL-BRACE SEISMIC CALCULATIONS AND MOUNTING DETAILS	Vendor			Y
STRUC-1		Reference	Civil	Document	25542-000-V1A-SY00-00002	A STUDY OF WIND EFFECTS FOR SOLAR TOWER	Vendor			Y
STRUC-1		Approval	Civil	Document	25542-000-V1A-SY10-00010	DIMENSION OF PENDULUM MASS	Vendor			Y
STRUC-1		Approval	Civil	Document	25542-000-V1A-SY10-00012	DETAILS: SPRINGS/PENDULUMS WITH CONNECTION	Vendor			Y
STRUC-1		Approval	Civil	Document	25542-000-V1A-SY10-00013	PSWT	Vendor			Y
STRUC-1		Approval	Civil	Document	25542-000-V1A-SY10-00014	EXISTING STRUCTURE AND PROFILES FOR SPRINGS	Vendor			Y
STRUC-1		Approval	Civil	Document	25542-000-V1A-SY10-00015	EXISTING STRUCTURE WITH DAMPERS AND BORE HOLE	Vendor			Y
STRUC-1		Approval	Civil	Document	25542-000-V1A-SY10-00016	SPRING CONNECTION DETAILS	Vendor			Y
STRUC-1		Approval	Civil	Document	25542-000-V1A-SY10-00018	SUMMARY OF DESIGN CALCULATIONS FOR GERB	Vendor			Y
STRUC-1		Reference	Civil	Document	25542-000-V1A-SY10-00032	TUNED MASS DAMPER TEST METHOD STATEMENT	Vendor			Y
STRUC-1		Reference	Civil	Document	25542-000-V1A-SY10-00033	REGARDING cbo REVIEWER'S COMMENTS	Vendor			Y
STRUC-1		Reference	Civil	Document	25542-000-V1A-SY10-00036	REGARDING CBO REVIEWER'S COMMENTS ON TEST METHOD STATEMENT	Vendor			Y
STRUC-1		Reference	Civil	Document	25542-000-V1A-SY10-00037	TEST REPORT - PRELIMINARY TUNING OF THE TMD SYSTEM UNIT 1	Vendor			Y
STRUC-1		Reference	Civil	Document	25542-000-V1A-SY10-00038	GERB RESPONSE TO CBO COMMENTS	Vendor			Y
STRUC-1		Approval	Civil	Document	25542-000-V1A-SY10-00039	GERB RESPONSE TO CBO COMMENTS	Vendor			Y

Certification	GEN-2 Tbl. 2 (G)	Reason -	Discipline	t Type	Document Number	Title	Vendor/	Remarks	cast	Approved
STRUC-1		Approval	Civil	Document	25542-000-V1A-SY10-00040	TEST REPORT - PRELIMINARY TUNING OF THE TMD SYSTEM UNIT 2	Vendor			Y
STRUC-1		Approval	Civil	Document	25542-000-V1A-SY10-00043	TEST REPORT - PRELIMINARY TUNING OF THE TMD SYSTEM UNIT 3	Vendor			Y
STRUC-1		Approval	Civil	Document	25542-000-V1A-SY10-00045	SYSTEM FOR THE SRSG TOWERS	Vendor			Y
STRUC-1		Approval	Civil	Document	25542-000-V1A-SY10-00046	TEST REPORT - WORKSHOP TEST DAMPING UNITS FOR TMD	Vendor			Y
STRUC-1		Approval	Civil	Document	25542-000-V1A-SY10-00047	CBO COMMENT RESPONSE LETTER FOR STRUC-1-5.14 PC1	Vendor			Y
STRUC-1		Approval	Civil	Document	25542-000-V1A-MBST-00087	SUMMARY IVANPAH STATIONS UNIT 1 AND 2	Vendor			Y
STRUC-1		Approval	Civil	Document	25542-000-V1A-U000-00001	STORAGE RACK DETAILS	Vendor			Y
STRUC-1		Approval	Civil	Document	25542-000-V1A-U000-00002	SEISMIC ANALYSIS OF STORAGE RACKS	Vendor			Y
MECH-1		Approval	Mechanical	Document	25542-000-V1A-AKBS-00043	Cover Sheet - Administration Building - Fire Sprinkler	Vendor			Y
MECH-1		Approval	Mechanical	Document	25542-000-V1A-AKBS-00044	Mechanical Layout - Administration Building - Fire Sprinkler	Vendor			Y
MECH-1		Approval	Mechanical	Document	25542-000-V1A-AKBS-00045	Electrical Layout - Administration Building - Fire Sprinkler	Vendor			Y
MECH-1		Approval	Mechanical	Document	25542-000-V1A-AKBS-00046	Panel Wiring Diagram - Administration Building - Fire Sprinkler	Vendor			Y
MECH-1		Approval	Mechanical	Document	25542-000-V1A-AKBS-00047	Details - Administration Building - Fire Sprinkler	Vendor			Y
MECH-1		Approval	Mechanical	Document	25542-000-V1A-AKBS-00048	Site Plan, Notes and Details - Administration Building - Fire Sprinkler	Vendor			Y
MECH-1		Approval	Mechanical	Document	25542-000-V1A-AKBS-00049	Piping Plan and Sections - Administration Building - Fire Sprinkler	Vendor			Y
MECH-1		Approval	Mechanical	Document	25542-000-V1A-AKBS-00050	Reflected Ceiling, Mezzanine, Under Floor Piping - Administration Building - Fire Sprinkler	Vendor			Y
MECH-1		Approval	Mechanical	Document	25542-000-V1A-AKBS-00101	HYDRAULIC CALCULATION No C1-1	Vendor			Y
MECH-1		Approval	Mechanical	Document	25542-000-V1A-AKBS-00105	CALCULATIONS, CENTRAL CONTROL 108 - LEFT MAIN VOLUME	Vendor			Y
MECH-2		Approval	Mechanical	Document	25542-000-V1A-AKBS-00106	CALCULATIONS, CENTRAL CONTROL 108 -RIGHT MAIN VOLUME	Vendor			Y
MECH-1		Approval	Mechanical	Document	25542-000-V1A-MBFD-00328	TANK DESIGN CALCULATION	Vendor			Y
MECH-2		Approval	Mechanical	Document	25542-000-V1A-MBST-00708	SUPPORT LOAD REPORT	Vendor			Y
MECH-1		Approval	Plant Design	Document	25542-000-V1A-PY21-00022	FEED MAIN LAYOUT	Vendor			Y
MECH-1		Approval	Plant Design	Document	25542-000-V1A-PY21-00023	LUBE OIL RESERVOIR ENCLOSURE HYDRAULIC CALC	Vendor			Y
MECH-1		Approval	Plant Design	Document	25542-000-V1A-PY21-00024	STEAM TURBINE BEARINGS HYDRAULIC CALC	Vendor			Y
MECH-1		Approval	Plant Design	Document	25542-000-V1A-PY21-00027	BOILER FFED PUMP LUBE OIL SKID LAYOUT	Vendor			Y
MECH-1		Approval	Plant Design	Document	25542-000-V1A-PY21-00028	BOILER FFED PUMP LUBE OIL SKID HYDRAULIC CALCULATION	Vendor			Y
MECH-1		Approval	Plant Design	Document	25542-000-V1A-PY21-00054	TURBINE ENCLOSURE LAYOUT	Vendor			Y
MECH-1		Approval	Plant Design	Document	25542-000-V1A-PY21-00055	TURBINE ENCLOSURE HYDRAULIC CALC	Vendor			Y
MECH-1		Approval	Plant Design	Document	25542-000-V1A-PY21-00056	GSU 150MVA AND AUX 12 MVA TRANSFORMERS LAYOUT	Vendor			Y
MECH-1		Approval	Plant Design	Document	25542-000-V1A-PY21-00057	AUX 12 MVA TRANSFORMER CALC	Vendor			Y
MECH-1		Approval	Plant Design	Document	25542-000-V1A-PY21-00058	GSU 150MVA TRANSFORMER HYDRAULIC CALC	Vendor			Y
MECH-1		Approval	Plant Design	Document	25542-000-V1A-PY21-00064	STATION SERVICE TRANSFORMER LAYOUT	Vendor			Y
MECH-1		Approval	Plant Design	Document	25542-000-V1A-PY21-00065	STATION SERVICE TRANSFORMER HYDRAULIC CALC	Vendor			Y
MECH-1		Approval	Plant Design	Document	25542-000-V1A-PY21-00070	SOLAR TOWER EXTINGUISHER DRAWING	Vendor			Y
MECH-1		Approval	Plant Design	Document	25542-000-V1A-PY21-00071	STG ENCLOSURE, BEARINGS, LO RESERVOIR BF	Vendor			Y
MECH-2		Approval	Mechanical	Document	25542-000-V1A-MBFD-00329	REPORT OF MAGNETIC PARTICLE EXAMINATION	Vendor			Y
MECH-2		Approval	Mechanical	Document	25542-000-V1A-MBFD-00342	BLOWDOWN TANK	Vendor			Y
MECH-2		Approval	Mechanical	Document	25542-000-V1A-MBFD-00348	AUX BOILER CODE COMPLIANCE LETTER	Vendor			Y
MECH-2		Approval	Mechanical	Document	25542-000-V1A-MBFD-00350	ECONOMIZER CODE COMPLIANCE LETTER	Vendor			Y
MECH-2		Approval	Mechanical	Document	25542-000-V1A-MBFD-00351	SUPERHEATERS, WATERWALLS, AND ECONOMIZER - UNIT 1	Vendor			Y
MECH-2		Reference	Mechanical	Document	25542-000-V1A-MBFD-00370	FORM U-1A - UNIT 3 BLOWDOWN TANK - U1A AND CODE CALC PAPERWORK	Vendor			Y
MECH-2		Approval	Mechanical	Document	25542-000-V1A-MBFD-00371	SUPERHEATERS, WATERWALLS, AND ECONOMIZER - UNIT 2	Vendor			Y
MECH-2		Reference	Mechanical	Document	25542-000-V1A-MBFD-00379	SUPERHEATERS, WATERWALLS, AND ECONOMIZER - UNIT 3	Vendor			Y
MECH-2		Approval	Mechanical	Document	25542-000-V1A-MBHS-00019	DESIGN CERTIFICATION - DR18369	Vendor			Y
MECH-2		Approval	Mechanical	Document	25542-000-V1A-MBHS-00021	AUXILIARY STEAM SUPERHEATER - DR18369	Vendor			Y
MECH-2		Approval	Mechanical	Document	25542-000-V1A-MBST-03580	UNIT 1 - ASME DATA PACKAGE	Vendor			Y
MECH-2		Approval	Mechanical	Document	25542-000-V1A-MBST-03594	MANUFACTURERS DATA REPORT FOR FABRICATED PIPING - UNIT 1	Vendor			Y
MECH-2		Approval	Mechanical	Document	25542-000-V1A-MBST-03596	SRSG MECH-2 SUBMITTAL - CA BUILDING OFFICIALS MECHANICAL SUBMITTAL	Vendor			Y
MECH-2		Approval	Mechanical	Document	25542-000-V1A-MBST-03603	ENGINEERING - CONTRACTOR DATA REPORT COMPLETE BOILER UNIT - UNIT 2	Vendor			Y
MECH-2		Approval	Mechanical	Document	25542-000-V1A-MBST-03604	MANUFACTURERS DATA REPORT FOR FABRICATED PIPING - UNIT 2 SUPERHEATER	Vendor			Y
MECH-2		Approval	Mechanical	Document	25542-000-V1A-MBST-03605	MANUFACTURERS DATA REPORT FOR FABRICATED PIPING - UNIT 2 REHEATER	Vendor			Y
MECH-2		Approval	Mechanical	Document	25542-000-V1A-MBST-03606	CCI MANUFACTURERS PARTIAL DATA REPORT UNIT 2	Vendor			Y
MECH-2		Approval	Mechanical	Document	25542-000-V1A-MBST-03607	DKT DRUM MANUFACTURERS PARTIAL DATA REPORT UNIT 2	Vendor			Y
MECH-2		Approval	Mechanical	Document	25542-000-V1A-MBST-03608	GLOBE MANUFACTURERS PARTIAL DATA REPORT UNIT 2	Vendor			Y
MECH-2		Approval	Mechanical	Document	25542-000-V1A-MBST-03609	JH AHERN MANUFACTURERS PARTIAL DATA REPORT	Vendor			Y
MECH-2		Approval	Mechanical	Document	25542-000-V1A-MBST-03610	S AND T SH MANUFACTURERS PARTIAL DATA REPORT	Vendor			Y
MECH-2		Approval	Mechanical	Document	25542-000-V1A-MBST-03611	SGC MANUFACTURERS PARTIAL DATA REPORT	Vendor			Y
MECH-2		Approval	Mechanical	Document	25542-000-V1A-MBST-03612	SUNCO PIPING MANUFACTURERS PARTIAL DATA REPORT	Vendor			Y
MECH-2		Approval	Mechanical	Document	25542-000-V1A-MBST-03613	SUNCO MANUFACTURERS PARTIAL DATA REPORT	Vendor			Y
MECH-2		Approval	Mechanical	Document	25542-000-V1A-MCRA-00086	120GAL. VERT. AIR RECEIVEER- U1A - NEW VESSELS	Vendor			Y
MECH-2		Approval	Mechanical	Document	25542-000-V1A-MCRA-00087	2560 GAL. VERT. AIR RECEIVER U1AS	Vendor			Y
MECH-2		Approval	Mechanical	Document	25542-000-V1A-MCRA-00088	PH400 DRYER U1A CERTS	Vendor			Y
MECH-2		Approval	Mechanical	Document	25542-000-V1A-MCRA-00089	2560 GAL. VERT. AIR RECEIVER U1A	Vendor			Y
MECH-2		Approval	Mechanical	Document	25542-000-V1A-MCRA-00075	2560 CERTIFICATE OF CONFORMITY	Vendor			Y
MECH-2		Approval	Mechanical	Document	25542-000-V1A-MCRA-00106	PH400 COC CERTIFICATES	Vendor			Y
MECH-2		Approval	Mechanical	Document	25542-000-V1A-MCRA-00074	120 GAL. RECEIVEER COC - NEW VESSELS - STEEL FAB	Vendor			Y
MECH-2		Approval	Mechanical	Document	25542-000-V1A-MCRA-00110	PH400 DRYER TOWER VESSELS - ASME NB TAG PHOTOS	Vendor			Y
MECH-2		Approval	Mechanical	Document	25542-000-V1A-MCRA-00111	PHOTOS	Vendor			Y
MECH-2		Approval	Mechanical	Document	25542-000-V1A-MCRA-00114	2560GAL. VERT. RECEIVER ASME NB TAG PHOTOS	Vendor			Y
MECH-2		Approval	Mechanical	Document	25542-000-V1A-MESW-00162	ASME DESIGN CONFIRMATION FOR LP AND HP FEEDWATER HEATERS	Vendor			Y
MECH-2		Reference	Mechanical	Document	25542-000-V1A-MESW-00163	FORM U-1 MANUFACTURERS DATA REPORT FOR FW HEATER HP5 - UNIT3	Vendor			Y
MECH-2		Reference	Mechanical	Document	25542-000-V1A-MESW-00164	FORM U-1 MANUFACTURERS DATA REPORT FOR FW HEATER HP4 - UNIT 3	Vendor			Y
MECH-2		Reference	Mechanical	Document	25542-000-V1A-MESW-00165	FORM U-1 MANUFACTURERS DATA REPORT FOR FW HEATER LP2 - UNIT 3	Vendor			Y
MECH-2		Reference	Mechanical	Document	25542-000-V1A-MESW-00166	FORM U-1 MANUFACTURERS DATA REPORT FOR FW HEATER LP1 - UNIT 3	Vendor			Y
MECH-2		Approval	Mechanical	Document	25542-000-V1A-MESW-00167	FORM U-1 MANUFACTURERS DATA REPORT FOR FW HEATER HP6 - UNIT 2	Vendor			Y
MECH-2		Approval	Mechanical	Document	25542-000-V1A-MESW-00168	FORM U-1 MANUFACTURERS DATA REPORT FOR FW HEATER HP5 - UNIT 2	Vendor			Y
MECH-2		Approval	Mechanical	Document	25542-000-V1A-MESW-00169	FORM U-1 MANUFACTURERS DATA REPORT FOR FW HEATER HP4 - UNIT 2	Vendor			Y
MECH-2		Approval	Mechanical	Document	25542-000-V1A-MESW-00170	FORM U-1 MANUFACTURERS DATA REPORT FOR FW HEATER LP2 - UNIT 2	Vendor			Y
MECH-2		Approval	Mechanical	Document	25542-000-V1A-MESW-00171	FORM U-1 MANUFACTURERS DATA REPORT FOR FW HEATER LP1 - UNIT 2	Vendor			Y
MECH-2		Approval	Mechanical	Document	25542-000-V1A-MESW-00172	FORM U-1 MANUFACTURERS DATA REPORT FOR FW HEATER LP2 - UNIT 1	Vendor			Y
MECH-2		Approval	Mechanical	Document	25542-000-V1A-MESW-00173	FORM U-1 MANUFACTURERS DATA REPORT FOR FW HEATER LP1 - UNIT 1	Vendor			Y
MECH-2		Reference	Mechanical	Document	25542-000-V1A-MESW-00174	FORM U-1 MANUFACTURERS DATA REPORT FOR FW HEATER HP6 - UNIT 3	Vendor			Y
MECH-2		Approval	Mechanical	Document	25542-000-V1A-MSXF-00029	DESIGN CERTIFICATION - DRAIN TANK	Vendor			Y
MECH-2		Approval	Mechanical	Document	25542-000-V1A-MSXF-00030	DESIGN CERTIFICATION - FUEL GAS HEATER	Vendor			Y
MECH-2		Approval	Mechanical	Document	25542-000-V1A-MSXF-00031	DESIGN CERTIFICATION - FUEL GAS SEPARATOR VESSEL	Vendor			Y
MECH-2		Approval	Mechanical	Document	25542-000-V1A-MTSC-00055	ASME DOCUMENTATION FOR SRSG BLOWDOWN TANK	Vendor			Y
MECH-2		Approval	Mechanical	Document	25542-000-V1A-MTSC-00064	ASME DOCUMENTATIONFOR CCW HEAD TANK	Vendor			Y
MECH-2		Approval	Mechanical	Document	25542-000-V1A-MTSC-00065	ASME DOCUMENTATION FOR SRSG FLASH TANK	Vendor			Y
MECH-2		Approval	Mechanical	Document	25542-000-V1A-MTSC-00066	ASME DESIGN LETTER	Vendor			Y
MECH-2		Approval	Mechanical	Document	25542-000-V1A-MUSG-00420	CODE COMPLIANCE - UNIT 1	Vendor			Y
MECH-2		Approval	Mechanical	Document	25542-000-V1A-MUSG-00421	CODE COMPLIANCE - UNIT 1	Vendor			Y
MECH-2		Approval	Mechanical	Document	25542-000-V1A-MUSG-00422	CODE COMPLIANCE - UNIT 1	Vendor			Y
MECH-2		Approval	Mechanical	Document	25542-000-V1A-MUSG-00423	CODE COMPLIANCE - UNIT 1	Vendor			Y
MECH-2		Approval	Mechanical	Document	25542-000-V1A-MUSG-00424	CODE COMPLIANCE - UNIT 1	Vendor			Y
MECH-2		Approval	Mechanical	Document	25542-000-V1B-MUSG-00315	CODE COMPLIANCE - UNIT 2	Vendor			Y
MECH-2		Approval	Mechanical	Document	25542-000-V1B-MUSG-00316	CODE COMPLIANCE - UNIT 2	Vendor			Y
MECH-2		Approval	Mechanical	Document	25542-000-V1B-MUSG-00317	CODE COMPLIANCE - UNIT 2	Vendor			Y
MECH-2		Approval	Mechanical	Document	25542-000-V1B-MUSG-00318	CODE COMPLIANCE - UNIT 2	Vendor			Y
MECH-2		Approval	Mechanical	Document	25542-000-V1B-MUSG-00319	CODE COMPLIANCE - UNIT 2	Vendor			Y
MECH-2		Approval	Mechanical	Document	25542-000-V1B-MUSG-00321	CODE COMPLIANCE - UNIT 2	Vendor			Y

Certification	GEN-2 Tbl. 2 (G)	Reason -	Discipline	t Type	Document Number	Title	Vendor/	Remarks	cast	Approved
MECH-2		Approval	Mechanical	Document	25542-000-V1B-MUSG-00322	CODE COMPLIANCE - UNIT 2	Vendor			Y
MECH-2		Approval	Mechanical	Document	25542-000-V1B-MUSG-00323	CODE COMPLIANCE - UNIT 2	Vendor			Y
MECH-2		Approval	Mechanical	Document	25542-000-V1B-MUSG-00324	CODE COMPLIANCE - UNIT 2	Vendor			Y
MECH-2		Approval	Mechanical	Document	25542-000-V1B-MUSG-00325	CODE COMPLIANCE - UNIT 2	Vendor			Y
MECH-2		Approval	Mechanical	Document	25542-000-V1A-MVR0-00032	UNIT 001 DEAERATOR - FORM U1/U2/U4/NAMEPLATE	Vendor			Y
MECH-2		Approval	Mechanical	Document	25542-000-V1A-MVR0-00033	UNIT 002 DEAERATOR - FORM U1/U2/U4/NAMEPLATE	Vendor			Y
MECH-2		Approval	Mechanical	Document	25542-000-V1A-MVR0-00034	UNIT 003 DEAERATOR - FORM U1/U2/U4/NAMEPLATE	Vendor			Y
MECH-2		Approval	Mechanical	Document	25542-000-V1A-MVR0-00035	S45C-211101909290: DESIGN ENGINEER LETTER - ASME CERTIFIED DEAERATOR	Vendor			Y
MECH-2		Approval	Mechanical	Document	25542-000-V1A-AKBS-00107	CALCULATION, CENTRAL CONTROL 108 - SUBFLOOR	Vendor			Y
MECH-2		Approval	Electrical	Document	25542-000-V1A-EKL3-00083	ACC, SRSG, ATG AND WT EEM HVAC SIZING CALC	Vendor			Y
MECH-2		Approval	Mechanical	Document	25542-000-V1A-AKBS-00108	CALCULATIONS, CONTROL EQUIPMENT 104 - CQ	Vendor			Y
MECH-1		Approval	Mechanical	Document	25542-000-V1A-AKBS-00120	Consolidated Report	Vendor	Superseded by 25542-000-V1A-AK		N
MECH-1		Approval	Mechanical	Document	25542-000-V1A-AKBS-00121	Control Equipment Room Gaseous Fire Suppression System Calculation	Vendor			Y
MECH-1		Approval	Mechanical	Document	25542-000-V1A-AKBS-00124	Hydraulic Calculation No. C1-2	Vendor			Y
MECH-2		Approval	Mechanical	Document	25542-000-V1A-MWDC-00158	FORM U01A MANUFACTURERS DATA REPORT FOR PRESSURE VESSELS	Vendor			Y
MECH-2		Approval	Mechanical	Document	25542-000-V1A-MWDC-00160	CARTRIDGE FILTERS	Vendor			Y
MECH-2		Approval	Mechanical	Document	25542-000-V1A-MWDC-00161	PE SIGNED LETTER	Vendor			Y
MECH-2		Approval	Mechanical	Document	25542-000-V1A-MWDC-00170	FORM U-1A MANUFACTURERS DATA REPORT FOR PRESSURE VESSELS - UNIT 3	Vendor			Y
MECH-2		Approval	Mechanical	Document	25542-000-V1A-MWDC-00171	CARTRIDGE FILTERS - UNITS 2 AND 3	Vendor			Y
MECH-2		Approval	Mechanical	Document	25542-000-V1B-MBFD-00075	UNIT 3 ASME MANUFACTURERS DATA REPORT FOR HURST BOILER	Vendor			Y
MECH-2		Approval	Mechanical	Document	25542-000-V1B-MBFD-00076	HURST BOILER LETTER OF ASME CODE COMPLIANCE	Vendor			Y
MECH-2		Reference	Mechanical	Document	25542-000-V1B-MTSC-00003	FORM U-1A MANUFACTURERS DATA REPORT FOR PRESSURE VESSELS	Vendor			Y
MECH-2		Reference	Mechanical	Document	25542-000-V1B-MTSC-00004	10, 2012	Vendor			Y
ELEC-1		Approval	Mechanical	Document	25542-000-V1A-AK00-00108	ELECTRICAL ABOVE GROUND PLAN	Vendor			Y
ELEC-1		Approval	Mechanical	Document	25542-000-V1A-AK00-00109	ELECTRICAL ABOVE GROUND PLAN	Vendor			Y
ELEC-1		Approval	Mechanical	Document	25542-000-V1A-AK00-00110	ELECTRICAL ABOVE GROUND PLAN	Vendor			Y
ELEC-1		Approval	Mechanical	Document	25542-000-V1A-AK00-00111	ELECTRICAL ABOVE GROUND PLAN	Vendor			Y
ELEC-1		Approval	Mechanical	Document	25542-000-V1A-AK00-00112	ELECTRICAL ABOVE GROUND PLAN	Vendor			Y
ELEC-1		Approval	Mechanical	Document	25542-000-V1A-AK00-00113	ELECTRICAL ABOVE GROUND PLAN	Vendor			Y
ELEC-1		Approval	Mechanical	Document	25542-000-V1A-AK00-00114	ELECTRICAL CABLE TRAY PLAN	Vendor			Y
ELEC-1		Approval	Mechanical	Document	25542-000-V1A-AK00-00115	ELECTRICAL CABLE TRAY PLAN	Vendor			Y
ELEC-1		Approval	Mechanical	Document	25542-000-V1A-AK00-00116	ELECTRICAL CABLE TRAY PLAN	Vendor			Y
ELEC-1		Approval	Mechanical	Document	25542-000-V1A-AK00-00117	ELECTRICAL CABLE TRAY PLAN	Vendor			Y
ELEC-1		Approval	Mechanical	Document	25542-000-V1A-AK00-00118	ELECTRICAL CABLE TRAY PLAN	Vendor			Y
ELEC-1		Approval	Mechanical	Document	25542-000-V1A-AK00-00119	ELECTRICAL CABLE TRAY PLAN	Vendor			Y
ELEC-1		Approval	Mechanical	Document	25542-000-V1A-AK00-00120	ELECTRICAL TASK LIGHTING PLAN	Vendor			Y
ELEC-1		Approval	Mechanical	Document	25542-000-V1A-AK00-00121	ELECTRICAL TASK LIGHTING PLAN	Vendor			Y
ELEC-1		Approval	Mechanical	Document	25542-000-V1A-AK00-00122	ELECTRICAL TASK LIGHTING PLAN	Vendor			Y
ELEC-1		Approval	Mechanical	Document	25542-000-V1A-AK00-00123	ELECTRICAL TASK LIGHTING PLAN	Vendor			Y
ELEC-1		Approval	Mechanical	Document	25542-000-V1A-AK00-00124	ELECTRICAL TASK LIGHTING PLAN	Vendor			Y
ELEC-1		Approval	Mechanical	Document	25542-000-V1A-AK00-00125	ELECTRICAL TASK LIGHTING PLAN	Vendor			Y
ELEC-1		Approval	Mechanical	Document	25542-000-V1A-AK00-00126	ELECTRICAL PANEL SCHEDULE	Vendor			Y
ELEC-1		Approval	Mechanical	Document	25542-000-V1A-AK00-00127	ELECTRICAL PANEL SCHEDULE	Vendor			Y
ELEC-1		Approval	Mechanical	Document	25542-000-V1A-AK00-00128	ELECTRICAL PANEL SCHEDULE	Vendor			Y
ELEC-1		Approval	Mechanical	Document	25542-000-V1A-AK00-00129	ELECTRICAL PANEL SCHEDULE	Vendor			Y
ELEC-1		Approval	Mechanical	Document	25542-000-V1A-AK00-00130	ELECTRICAL PANEL SCHEDULE	Vendor			Y
ELEC-1		Approval	Mechanical	Document	25542-000-V1A-AK00-00131	ELECTRICAL PANEL SCHEDULE	Vendor			Y
ELEC-1		Approval	Mechanical	Document	25542-000-V1A-AK00-00132	ELECTRICAL PANEL SCHEDULE	Vendor			Y
ELEC-1		Approval	Mechanical	Document	25542-000-V1A-AK00-00133	ELECTRICAL PANEL SCHEDULE	Vendor			Y
ELEC-1		Approval	Mechanical	Document	25542-000-V1A-AK00-00226	ELECTRICAL INSTALLATION DETAILS	Vendor			Y
ELEC-1		Approval	Mechanical	Document	25542-000-V1A-AK00-00227	CABLE TRAY INSTALLATION DETAILS	Vendor			Y
ELEC-1		Approval	Mechanical	Document	25542-000-V1A-AK00-00228	CABLE TRAY INSTALLATION DETAILS	Vendor			Y
ELEC-1		Approval	Mechanical	Document	25542-000-V1A-AK00-00229	TASK LIGHTING PLAN	Vendor			Y
ELEC-1		Approval	Mechanical	Document	25542-000-V1A-AK00-00230	LIGHTING/RECEPTACLE INSTALLATION DETAILS	Vendor			Y
ELEC-1		Approval	Mechanical	Document	25542-000-V1A-AK00-00278	ELECTRICAL PANEL SCHEDULE	Vendor			Y
ELEC-1		Approval	Mechanical	Document	25542-000-V1A-AK00-00351	ELECTRICAL PANEL SCHEDULE	Vendor			Y
ELEC-1		Approval	Mechanical	Document	25542-000-V1A-AKBS-00081	AND GENERAL NOTES	Vendor			Y
ELEC-1		Approval	Mechanical	Document	25542-000-V1A-AKBS-00082	CALCULATIONS	Vendor			Y
ELEC-1		Approval	Mechanical	Document	25542-000-V1A-AKBS-00084	FACILITY ADMINISTRATION BUILDING - ELECTRICAL LIGHTING PLAN	Vendor			Y
ELEC-1		Approval	Mechanical	Document	25542-000-V1A-AKBS-00085	AND ENLARGED PLANS	Vendor			Y
ELEC-1		Approval	Mechanical	Document	25542-000-V1A-AKBS-00086	FACILITY ADMINISTRATION BUILDING - ELECTRICAL ROOF PLAN	Vendor			Y
ELEC-1		Approval	Mechanical	Document	25542-000-V1A-AKBS-00087	PANEL SCHEDULES AND CALCULATIONS	Vendor			Y
ELEC-1		Approval	Mechanical	Document	25542-000-V1A-AKBS-00088	FACILITY ADMINISTRATION BUILDING - ELECTRICAL DETAILS	Vendor			Y
ELEC-1		Approval	Mechanical	Document	25542-000-V1A-AKBS-00102	VFC AD DRAWING DETAILS - ADMINISTRATION BUILDING	Vendor			Y
ELEC-1		Approval	Electrical	Document	25542-000-V1A-EKL3-00121	SRSG LIGHT LAYOUT AND CERTIFICATE OF COMPLIANCE	Vendor			Y
ELEC-1		Approval	Electrical	Document	25542-000-V1B-EKL3-00304	WT LIGHT LAYOUT AND CERTIFICATE OF COMPLIANCE	Vendor			Y
ELEC-1		Approval	Electrical	Document	25542-000-V1B-EKL3-00312	ACC LIGHT LAYOUT AND CERITIFICATE OF COMPLIANCE	Vendor			Y
ELEC-1		Approval	Electrical	Document	25542-000-V1B-EKL3-00315	STG LIGHT LAYOUT AND CERTIFICATE OF COMPLIANCE	Vendor			Y
ELEC-1		Approval	Electrical	Document	25542-000-V1A-EU00-00275	PROTECTIVE CO-ORDINATION ANALYSIS	Vendor			Y
ELEC-1		Approval	Electrical	Document	25542-000-V1F-EU00-00033	UNIT 2 EEM LIGHTING CALCULATION	Vendor			Y
ELEC-1		Approval	Electrical	Document	25542-000-V1F-EU00-00036	UNIT 3 EEM LIGHTING CALCULATION	Vendor	Superseded by V1F-EU00-00034		N
ELEC-1		Approval	Mechanical	Document	25542-000-V1A-MXHS-00008	IVANPAH CPDU - TYPICAL SLD	Vendor			Y
ELEC-1		Approval	Mechanical	Document	25542-000-V1A-MXHS-00009	SF ELECTRICAL AND COMMUNICATION CABLE INSTALLATION DETAILS	Vendor			Y
ELEC-1		Approval	Mechanical	Document	25542-000-V1A-MXHS-00012	ROOT CABLE ASSEMBLY CONCEPTUAL	Vendor			Y
ELEC-1		Approval	Mechanical	Document	25542-000-V1A-MXHS-00013	SF CABLE ELECTRICAL INSTALLATION DETAILS	Vendor			Y
ELEC-1		Approval	Mechanical	Document	25542-000-V1A-MXHS-00014	TRUNK CABLE ASSEMBLY CONCEPTUAL	Vendor			Y
ELEC-1		Approval	Mechanical	Document	25542-000-V1A-MXHS-00034	IVANPAH SOLAR FIELD HELIOSTAT ELECTRICAL SYSTEM CONCEPTUAL DESIGN	Vendor			Y
ELEC-1		Approval	Mechanical	Document	25542-000-V1A-MXHS-00037	Y CONNECTOR CONCEPTUAL PCB WIRING SCHEME	Vendor	Superseded by 25542-000-V1A-MX		N
ELEC-1		Approval	Mechanical	Document	25542-000-V1A-MXHS-00038	SOLAR FIELD CONNECTION SYSTEM REQUIREMENTS	Vendor			Y
ELEC-1		Approval	Mechanical	Document	25542-000-V1A-MXHS-00069	SF CABLE ANCHORAGE LAYOUT AND TYPICAL INSTALLATION	Vendor			Y
ELEC-1	NA	Approval	Electrical	Drawing	25542-000-V1A-MXHS-00010	IVANPAH CPDU GROUNDING DETAILS	Vendor			Y
ELEC-1	NA	Reference	Electrical	Drawing	25542-000-V1A-MXHS-00035	IVANPAH SOLAR FIELD TYPICAL SUPPLY CIRCUIT VOLTAGE DROP DESCRIPTION	Vendor			Y
ELEC-1	NA	Approval	Electrical	Calculation	25542-000-V1A-MXHS-00050	IVANPAH SOLAR FIELD CABLE SIZING CALCULATION	Vendor			Y
ELEC-1		Approval	Mechanical	Document	25542-000-V1A-MXHS-00156	Y Connector Electrical SLD Conceptual	Vendor			Y
ELEC-1		Reference	Mechanical	Document	25542-000-V1A-MXHS-00164	FLIR A310 CAMERA DATASHEET	Vendor			Y
ELEC-1		Reference	Mechanical	Document	25542-000-V1A-MXHS-00165	ENCLOSURE	Vendor			Y
ELEC-1		Reference	Mechanical	Document	25542-000-V1A-MXHS-00166	AUTO-VIMATION - CAMERA ENCLOSURES	Vendor			Y
ELEC-1		Reference	Mechanical	Document	25542-000-V1A-MXHS-00168	DOTWORKZ S-TYPE 24V COOLDOME ACTIVE COOLING CAMERA ENCLOSURE	Vendor			Y
ELEC-1		Reference	Mechanical	Document	25542-000-V1A-MXHS-00169	SALAMANDER CAMERA ENCLOSURES	Vendor			Y
ELEC-1		Reference	Mechanical	Document	25542-000-V1A-MXHS-00171	PROBE 2011 PRODUCTS CATALOG - DIGITAL SURVEILLANCE SYSTEMS	Vendor			Y
ELEC-1		Reference	Mechanical	Document	25542-000-V1A-MXHS-00172	PELTIER - DATASHEET CONTROL ENCLOSURE COOLER FL-104-C (IN GERMAN)	Vendor			Y
ELEC-1		Reference	Mechanical	Document	25542-000-V1A-MXHS-00340	CPDU PANEL CONSTRUCTION	Vendor			Y
ELEC-1		Reference	Mechanical	Document	25542-000-V1A-MXHS-00341	CPDU PANEL LAYOUT	Vendor			Y
ELEC-1		Reference	Mechanical	Document	25542-000-V1A-MXHS-00342	CPDU ELECTRICAL WIRING - PAGE 1	Vendor			Y
ELEC-1		Reference	Mechanical	Document	25542-000-V1A-MXHS-00343	CPDU ELECTRICAL WIRING - PAGE 2	Vendor			Y
ELEC-1		Reference	Mechanical	Document	25542-000-V1A-MXHS-00344	CUSTOMER DRAWING, ZONE DISTRIBUTION BOX, 6 PORT, FIBER ENCLOSURE	Vendor			Y
ELEC-1		Reference	Mechanical	Document	25542-000-V1A-MXHS-00345	CUSTOMER DRAWING, ADAPTER PLATE ASSY, DUAL SC X 6, SM/MM, 12 PORT	Vendor			Y
ELEC-1		Reference	Mechanical	Document	25542-000-V1A-MXHS-00346	PIT, 2.5 - CPDU COMPONENTS	Vendor			Y
ELEC-1		Reference	Mechanical	Document	25542-000-V1A-MXHS-00347	INDUSTRIAL CONTROL TRANSFORMER, 100VA	Vendor			Y
ELEC-1		Reference	Mechanical	Document	25542-000-V1A-MXHS-00348	UNIVERSAL POWER DISTRIBUTION SYSTEM	Vendor			Y

Certification	GEN-2 Tbl. 2 (G)	Reason -	Discipline	t Type	Document Number	Title	Vendor/	Remarks	cast	Approved
ELEC-1		Reference	Mechanical	Document	25542-000-V1A-MXHS-00349	CPDU MATERIAL SPECIFICATIONS SUBMITTAL	Vendor			Y
ELEC-1		Reference	Mechanical	Document	25542-000-V1A-MXHS-00350	STS 6	Vendor			Y
ELEC-1		Reference	Mechanical	Document	25542-000-V1A-MXHS-00351	ST 10	Vendor			Y
ELEC-1		Reference	Mechanical	Document	25542-000-V1A-MXHS-00352	QUINT-PS/3AC/24DC/5	Vendor			Y
ELEC-1		Reference	Mechanical	Document	25542-000-V1A-MXHS-00353	EML (20X8)R	Vendor			Y
ELEC-1		Reference	Mechanical	Document	25542-000-V1A-MXHS-00354	GBS 5-25X12	Vendor			Y
ELEC-1		Reference	Mechanical	Document	25542-000-V1A-MXHS-00355	UK 10.3-CC HESI N 2POL	Vendor			Y
ELEC-1		Reference	Mechanical	Document	25542-000-V1A-MXHS-00356	QUINT-PS/ 3AC/ 24DC 5	Vendor			Y
ELEC-1		Reference	Mechanical	Document	25542-000-V1A-MXHS-00416	SOLAR FIELD JB TOWER CAMERA FARM ELECTRICAL PANEL	Vendor			Y
ELEC-1		Reference	Mechanical	Document	25542-000-V1A-MXHS-00417	SOLAR FIELD CAMERA FARM ELECTRICAL PANEL	Vendor			Y
ELEC-1		Reference	Mechanical	Document	25542-000-V1A-MXHS-00418	WEATHER STATION EAST ELECTRICAL PANEL	Vendor			Y
ELEC-1		Reference	Mechanical	Document	25542-000-V1A-MXHS-00419	WEATHER STATION WEST ELECTRICAL PANEL	Vendor			Y
ELEC-1		Reference	Mechanical	Document	25542-000-V1A-MXHS-00420	WEATHER STATION ISOLATION ELECTRICAL PANEL	Vendor			Y
ELEC-1		Reference	Mechanical	Document	25542-000-V1A-MXHS-00421	WEATHER STATION TOWER ELECTRICAL PANEL	Vendor			Y
ELEC-1		Reference	Mechanical	Document	25542-000-V1A-MXHS-00422	JB SERVICE CAMERA	Vendor			Y
ELEC-1		Reference	Mechanical	Document	25542-000-V1A-MXHS-00423	JB TOWER SOLAR FIELD	Vendor			Y
ELEC-1		Reference	Mechanical	Document	25542-000-V1A-MXHS-00508	COMMUNICATION LIGHTNING PROTECTION	Vendor			Y
ELEC-1		Reference	Mechanical	Document	25542-000-V1A-MXHS-00509	BILL OF MATERIAL	Vendor			Y
ELEC-1		Reference	Mechanical	Document	25542-000-V1A-MXHS-00510	DATA SHEET - LITTLE FUSE SISACTOR PROTECTION THYRISTORS	Vendor			Y
ELEC-1		Reference	Mechanical	Document	25542-000-V1A-MXHS-00511	DATA SHEET - MOV-20DXXXK SERIES - METAL OXIDE VARISTOR	Vendor			Y
ELEC-1		Reference	Mechanical	Document	25542-000-V1A-MXHS-00512	DATA SHEET - CEMENTED WIRE WOUND RESISTORS	Vendor			Y
ELEC-1		Reference	Mechanical	Document	25542-000-V1A-MXHS-00513	DATA SHEET - SURGE ARRESTOR - 2 ELECTRODE - ARRESTOR	Vendor			Y
ELEC-1		Reference	Mechanical	Document	25542-000-V1A-MXHS-00514	LPRO CPDU LIGHTING PROTECTION PHOTO	Vendor			Y
ELEC-1		Reference	Mechanical	Document	25542-000-V1A-MXHS-00515	LPRO PCB	Vendor			Y
ELEC-1		Reference	Mechanical	Document	25542-000-V1A-MXHS-00536	RESUME FOR ARMAND PEREZ	Vendor			Y
ELEC-1		Reference	Mechanical	Document	25542-000-V1A-MXHS-00537	CPDU ELECTRICAL WIRING AND PANEL LAYOUT	Vendor			Y
ELEC-1		Reference	Mechanical	Document	25542-000-V1A-MXHS-00538	EQUIPMENT EVALUATION AND RECOMMENDATIONS	Vendor			Y
ELEC-1		Approval	Mechanical	Document	25542-000-V1A-MXHS-00539	AMM-CPDU SURGE PROTECTION DEVICE ON COMMUNICATION LINES	Vendor			Y
ELEC-1		Approval	Mechanical	Document	25542-000-V1A-MXHS-00540	AND COMMUNICATION LINES	Vendor			Y
ELEC-1		Approval	Plant Design	Document	25542-000-V1A-PY21-00016	NETWORK INTERCONNECT CABLING BLOCK DIAGRAM	Vendor			Y
ELEC-1		Approval	Plant Design	Document	25542-000-V1A-PY21-00017	INTERCONNECT CABLING BLOCK DIAGRAM	Vendor			Y
ELEC-1		Approval	Plant Design	Document	25542-000-V1A-PY21-00029	DETAILS AND BILL OF MATERIALS	Vendor			Y
ELEC-1		Approval	Plant Design	Document	25542-000-V1A-PY21-00030	DIAGRAM	Vendor			Y
ELEC-1		Approval	Plant Design	Document	25542-000-V1A-PY21-00031	DETAILS AND BILL OF MATERIALS	Vendor			Y
ELEC-1		Approval	Plant Design	Document	25542-000-V1A-PY21-00032	WIRING DIAGRAM	Vendor			Y
ELEC-1		Approval	Plant Design	Document	25542-000-V1A-PY21-00033	DETAILS AND BILL OF MATERIALS	Vendor			Y
ELEC-1		Approval	Plant Design	Document	25542-000-V1A-PY21-00034	WIRING DIAGRAM	Vendor			Y
ELEC-1		Approval	Plant Design	Document	25542-000-V1A-PY21-00035	DETAILS AND BILL OF MATERIALS	Vendor			Y
ELEC-1		Approval	Plant Design	Document	25542-000-V1A-PY21-00036	WIRING DIAGRAM	Vendor			Y
ELEC-1		Approval	Plant Design	Document	25542-000-V1A-PY21-00037	ZONE INTERFACE BOXES	Vendor			Y
ELEC-1		Approval	Plant Design	Document	25542-000-V1A-PY21-00038	ZONE INTERFACE BOXES	Vendor			Y
ELEC-1		Approval	Plant Design	Document	25542-000-V1A-PY21-00039	ZONE INTERFACE BOXES	Vendor			Y
ELEC-1		Approval	Plant Design	Document	25542-000-V1A-PY21-00040	ZONE INTERFACE BOXES	Vendor			Y
ELEC-1		Approval	Plant Design	Document	25542-000-V1A-PY21-00046	ZONE INTERFACE BOXES	Vendor			Y
ELEC-1		Approval	Plant Design	Document	25542-000-V1A-PY21-00047	ZONE INTERFACE BOXES	Vendor			Y
ELEC-1		Approval	Plant Design	Document	25542-000-V1A-PY21-00048	VALVE AREA DEVICE LAYOUT WIRING	Vendor			Y
ELEC-1		Approval	Plant Design	Document	25542-000-V1A-PY21-00049	TURBINE ENCLOSURE AND BOILER FEED PUMP DETECTION SYSTEMS	Vendor			Y
ELEC-1		Approval	Plant Design	Document	25542-000-V1A-PY21-00050	SYSTEMS	Vendor			Y
ELEC-1		Approval	Plant Design	Document	25542-000-V1A-PY21-00068	LAYOUT AND WIRING	Vendor			Y
ELEC-1		Approval	Plant Design	Document	25542-000-V1A-PY21-00069	CENTRAL CONTROL ROOM AND TYPICAL - DEVICE LAYOUT AND WIRING	Vendor			Y
ELEC-1		Approval	Plant Design	Document	25542-000-V1A-PY21-00073	FIRE ALARM PANEL	Vendor			Y
ELEC-1		Approval	Plant Design	Document	25542-000-V1A-PY21-00074	PANEL	Vendor			Y
ELEC-1		Approval	Plant Design	Document	25542-000-V1A-PY21-00075	PANEL	Vendor			Y
ELEC-1		Approval	Plant Design	Document	25542-000-V1A-PY21-00076	PANEL	Vendor			Y
ELEC-1		Approval	Plant Design	Document	25542-000-V1A-PY21-00084	TYPICAL DEVICE INSTALLATION AND WIRING DETAILS	Vendor			Y
ELEC-1		Approval	Electrical	Document	25542-000-V1B-EU00-00144	PROTECTIVE CO-ORDINATION ANALYSIS	Vendor			Y
ELEC-1		Approval	Electrical	Document	25542-000-V1B-EU00-00101	UNIT-1 EEM HOUSE CABLE LAYOUT AND CHART	Vendor			Y
ELEC-1		Approval	Electrical	Document	25542-000-V1B-EU00-00105	UNIT -1 EEM 208Y-120V-DISTRIBUTION PANEL SCHEMATICS	Vendor			Y
ELEC-1		Approval	Electrical	Document	25542-000-V1B-EU00-00215	UNIT-1 EEM PLAN VIEW LAYOUT	Vendor			Y
ELEC-1		Approval	Electrical	Document	25542-000-V1B-EU00-00216	UNIT-1 EEM PLAN VIEW EQUIPMENT LAYOUT	Vendor			Y
ELEC-1		Approval	Electrical	Document	25542-000-V1B-EU00-00217	UNIT -1 EEM PLAN VIEW UTILITY LAYOUT	Vendor			Y
ELEC-1		Approval	Electrical	Document	25542-000-V1B-EU00-00218	UNIT-1 EEM CABLE TRAY PLAN	Vendor			Y
ELEC-1		Approval	Electrical	Document	25542-000-V1B-EU00-00140	UNIT-1 EEM LIGHTING ELECTRICAL SCHEMATICS	Vendor			Y
ELEC-1		Approval	Plant Design	Document	25542-000-V1F-EU00-00084	UNIT-2 EEM PLAN VIEW	Vendor			Y
ELEC-1		Approval	Plant Design	Document	25542-000-V1F-EU00-00085	UNIT-2 EEM CEILING VIEW	Vendor			Y
ELEC-1		Approval	Plant Design	Document	25542-000-V1F-EU00-00086	UNIT-2 EEM CABLE TRAY SECTION	Vendor			Y
ELEC-1		Approval	Plant Design	Document	25542-000-V1F-EU00-00087	UNIT-3 EEM PLAN VIEW	Vendor			Y
ELEC-1		Approval	Plant Design	Document	25542-000-V1F-EU00-00088	UNIT-3 EEM CEILING VIEW	Vendor			Y
ELEC-1		Approval	Plant Design	Document	25542-000-V1F-EU00-00089	UNIT-3 EEM CABLE TRAY SECTION	Vendor			Y
ELEC-1		Approval	Plant Design	Document	25542-000-V1F-EU00-00009	UNIT-2 EEM 208Y/120V AC CIRCUITS	Vendor			Y
ELEC-1		Approval	Plant Design	Document	25542-000-V1F-EU00-00010	UNIT-2 POWER CIRCUITS	Vendor			Y
ELEC-1		Approval	Plant Design	Document	25542-000-V1F-EU00-00011	UNIT-2 POWER CIRCUITS	Vendor			Y
ELEC-1		Approval	Plant Design	Document	25542-000-V1F-EU00-00050	UNIT-3 EEM 208Y/12V AC DISTRIBUTION	Vendor			Y
ELEC-1		Approval	Plant Design	Document	25542-000-V1F-EU00-00051	UNIT-3 EEM 208Y/120V AC CIRCUITS	Vendor			Y
ELEC-1		Approval	Plant Design	Document	25542-000-V1F-EU00-00052	UNIT-3 EEM POWER CIRCUITS	Vendor			Y
ELEC-1		Approval	Plant Design	Document	25542-000-V1F-EU00-00053	UNIT-3 EEM POWER CIRCUITS	Vendor			Y
ELEC-1		Approval	Plant Design	Document	25542-000-V1B-MBFD-00068	UNIT 1 ASME MANUFACTURERS DATA REPORT FOR HURST BOILER	Vendor			Y
ELEC-1		Approval	Plant Design	Document	25542-000-V1B-MBFD-00069	UNIT 2 ASME MANUFACTURERS DATA REPORT FOR HURST BOILER	Vendor			Y
ELEC-1		Reference	Mechanical	Document	25542-000-530-U07G-00001	ENERGIZATION OF UNIT 1 STATION SERVICE TRANSFORMER 1-ES-ET-001 AND 4.16KV SWITCHGEAR	Vendor			Y
ELEC-1		Reference	Mechanical	Document	25542-000-530-U07G-00002	START UP TEST PROCEDURE 115KV INITIAL BACKFFED ENERGIZATION GENERATOR STEP UP TRANSFORMER	Bechtel			Y
ELEC-1		Approval	Mechanical	Document	25542-000-530-U07G-00003	STARTUP TECHNICAL PROCEDURE: IVANPAH SYNCHRONIZATION PROCEDURE FOR UNIT 1,2,3	Bechtel			Y
ELEC-1		Reference	Mechanical	Document	25542-002-530-U07G-00002	115KV INITIAL BACKFEED ENERGIZATION GENERATOR STEP-UP TRANSFORMER (GSU) AND UNIT AUXILIARY TRANSFORMER (UAT) WITH THE EMERGENCY DIESEL GENERATOR (EDG) FOR UNIT 2 AND UNIT 3				Y
MECH-1		Approval	Mechanical	Document	25542-000-V1A-AKBS-00089	PLUMB - ADMIN BUILDING	Vendor			Y
MECH-1		Approval	Mechanical	Document	25542-000-V1A-AKBS-00090	PLUMB - ADMIN BUILDING	Vendor			Y
MECH-1		Approval	Mechanical	Document	25542-000-V1A-AKBS-00091	PLUMB - ADMIN BUILDING	Vendor			Y
MECH-1		Approval	Mechanical	Document	25542-000-V1A-AKBS-00092	MECH - FACILITY ADMIN BLDG	Vendor			Y
MECH-1		Approval	Mechanical	Document	25542-000-V1A-AKBS-00093	MECH - FACILITY ADMIN BLDG	Vendor			Y
MECH-1		Approval	Mechanical	Document	25542-000-V1A-AKBS-00094	MECH - FACILITY ADMIN BLDG	Vendor			Y
MECH-1		Approval	Mechanical	Document	25542-000-V1A-AKBS-00095	MECH - FACILITY ADMIN BLDG	Vendor			Y
MECH-1		Approval	Mechanical	Document	25542-000-V1A-AKBS-00096	MECH - FACILITY ADMIN BLDG	Vendor			Y
MECH-1		Reference	Mechanical	Document	25542-000-V1A-AKBS-00104	PLUMB - ADMIN BUILDING	Vendor			Y
MECH-1		Approval	Mechanical	Document	25542-000-V1A-AKBS-00110	MECH - FACILITY ADMIN BLDG	Vendor			Y
MECH-1		Approval	Mechanical	Document	25542-000-V1A-AKBS-00111	MECH - FACILITY ADMIN BLDG	Vendor			Y
MECH-1		Approval	Mechanical	Document	25542-000-V1A-AKBS-00112	MECH - FACILITY ADMIN BLDG	Vendor			Y

Certification	GEN-2 Tbl. 2 (G)	Reason -	Discipline	t Type	Document Number	Title	Vendor/	Remarks	cast	Approved
MECH-1		Approval	Mechanical	Document	25542-000-V1A-AKBS-00113	MECH - FACILITY ADMIN BLDG	Vendor			Y
GEN-5		Approval		Document	25542-000-V1A-ACE0-00016	PE RESUME FOR DONALD R LIBBY, SE	Vendor			Y
GEN-5		Approval		Document	25542-000-V1A-ACE0-00017	GEODECKED COVER LETTER FOR LIBBY	Vendor			Y
GEN-5		Approval		Document	25542-000-V1A-ACE0-00018	PE RESUME FOR STEVEN ARNOLD, PE, SE	Vendor			Y
GEN-5		Approval		Document	25542-000-V1A-ACE0-00019	COVER LETTER FOR ARNOLD	Vendor			Y
GEN-5		Approval		Document	25542-000-V1A-ACE0-00049	PE RESUME FOR P. IMMERMAN	Vendor			Y
GEN-5		Approval		Document	25542-000-V1A-ACE0-00050	GEODECKE COVER LETTER FOR PAUL IMMERMAN	Vendor			Y
GEN-5	NA	Approval	Electrical	Resume	25542-000-V1A-AK00-00195	RESUME - KRAIG KLAUSEN, CIVIL ENGR	Vendor			Y
GEN-5	NA	Approval	Electrical	Resume	25542-000-V1A-AK00-00196	RESUME - RANDALL TURNER, ELECTRICAL ENGR	Vendor			Y
GEN-5	NA	Approval	Electrical	Cover Letter	25542-000-V1A-AK00-00199	COVER LETTER	Vendor			Y
GEN-5	NA	Approval	Electrical	Cover Letter	25542-000-V1A-AK00-00200	COVER LETTER	Vendor			Y
GEN-5	NA	Approval	Electrical	Resume	25542-000-V1B-AK00-00003	RESUME: KELY DAME, MECHANICAL ENGINEER	Vendor			Y
GEN-5	NA	Approval	Electrical	Resume	25542-000-V1B-AK00-00150	COVER LETTER	Vendor			Y
GEN-5	NA	Approval	Electrical	Resume	25542-000-V1B-AK00-00002	RESUME - DINESH PATEL	Vendor			Y
GEN-5	NA	Approval	Electrical	Resume	25542-000-V1B-AK00-00155	COVER LETTER	Vendor			Y
GEN-5	NA	Approval	Electrical	Resume	25542-000-V1A-AK00-00369	RESUME FOR STEVEN D. HOYER	Vendor			Y
GEN-5	NA	Approval	Electrical	Cover Letter	25542-000-V1A-AK00-00370	PE LETTER FROM STEVEN D. HOYER	Vendor			Y
GEN-5		Approval	Architectural	Resume	25542-000-V1A-AKBS-00138	ENGINEERING, GREGG ELECTRIC, INC	Vendor			Y
GEN-5	NA	Approval	Electrical	Resume	25542-000-V1A-AKBS-00051	RESUME - ARUN SAHA	Vendor			Y
GEN-5	NA	Approval	Electrical	Resume	25542-000-V1A-AKBS-00052	RESUME - BRUCE GILLINGS	Vendor			Y
GEN-5	NA	Approval	Electrical	Resume	25542-000-V1A-AKBS-00056	RESUME - SCOTT WAYLAND	Vendor			Y
GEN-5	NA	Approval	Electrical	Resume	25542-000-V1A-AKBS-00059	RESUME - NATHAN PETERSON	Vendor			Y
GEN-5	NA	Approval	Electrical	Resume	25542-000-V1A-AKBS-00060	RESUME - PAUL IMMERMAN	Vendor			Y
GEN-5	NA	Approval	Electrical	Resume	25542-000-V1A-AKBS-00061	RESUME - ARMEN MINATSAGHANLAN	Vendor			Y
GEN-5	NA	Approval	Electrical	Resume	25542-000-V1A-EKL3-00081	PE RESUME - ELECTRICAL ENGINEER	Vendor			Y
GEN-5		Approval	Electrical	Resume	25542-000-V1A-EKL3-00134	PE RESUME AND COVER LETTER - MECHANICAL ENGINEER (HIBBS)	Vendor			Y
GEN-5		Approval	Electrical	Resume	25542-000-V1B-EKL3-00257	PE RESUME - STRUCTURAL ENGINEER	Vendor			Y
GEN-5		Approval	Electrical	Resume	25542-000-V1B-EKL3-00258	PE RESUME - ELECTRICAL ENGINEER	Vendor			Y
GEN-5		Approval	Electrical	RESUME	25542-000-V1A-ERG0-00004	PE RESUME FOR ISAO KAWASAKI	Vendor			Y
GEN-5		Approval	Electrical	Cover Letter	25542-000-V1A-ERG0-00006	COVER LETTER	Vendor			Y
GEN-5		Approval	Electrical	Resume	25542-000-V1B-EU00-00091	PE RESUME - CIVIL ENGINEER	Vendor			Y
GEN-5		Approval	Electrical	Resume	25542-000-V1B-EU00-00113	PE RESUME - ELECTRICAL ENGINEER	Vendor			Y
GEN-5		Approval	Electrical	RESUME	25542-000-V1A-EU00-00274	PE RESUME - CIVIL ENGINEER	Vendor			Y
GEN-5		Approval	Electrical	RESUME	25542-000-V1A-EU00-00276	PE RESUME - ELECTRICAL ENGINEER	Vendor			Y
GEN-5	NA	Approval	Electrical	Resume	25542-000-V1A-EWZ0-00026	RESUME: NIZOM GHANTOUS, ELECTRICAL ENGINEER	Vendor			Y
GEN-5	NA	Approval	Civil	Resume	25542-000-V1A-EWZ0-00027	RESUME: SCOTT KIRBY, CIVIL ENGINEER	Vendor			Y
GEN-5	NA	Approval	Electrical	Cover Letter	25542-000-V1A-EWZ0-00047	COVER LETTER	Vendor			Y
GEN-5	NA	Approval	Civil	Cover Letter	25542-000-V1A-EWZ0-00048	COVER LETTER	Vendor			Y
GEN-5		Approval	Civil	Resume	25542-000-V1B-MBFD-00041	COVER LETTER/RESUME - PETER TANAKA CIVIL ENGINEER	Vendor			Y
GEN-5		Approval	Civil	Resume	25542-000-V1A-MBFD-00173	PE RESUME - JUSTIN D. MARSHALL PHD	Vendor			Y
GEN-5		Approval	Civil	Cover Letter	25542-000-V1A-MBFD-00174	COVER LETTER	Vendor			Y
GEN-5		Approval	Civil	Resume	25542-000-V1A-MBFD-00369	RB WELTY AND ASSOC - STRUCTURAL ENGINEERS RESUME	Vendor			Y
GEN-5		Approval	Mechanical	Resume	25542-000-V1A-MBHS-00022	CALIFORNIA PE RESUME - RYAN GALE	Vendor			Y
GEN-5		Approval	Mechanical	Cover Letter	25542-000-V1A-MBHS-00023	COVER LETTER - RYAN GALE	Vendor			Y
GEN-5		Approval	Mechanical	Resume	25542-000-V1A-MBHS-00024	CALIFORNIA PE RESUME - CHRIS ROSENCUTTER	Vendor			Y
GEN-5		Approval	Mechanical	Cover Letter	25542-000-V1A-MBHS-00025	COVER LETTER - CHRIS ROSENCUTTER	Vendor			Y
GEN-5		Approval	Mechanical	Cover Letter	25542-000-V1A-MEAA-00099	COVER LETTER	Vendor			Y
GEN-5		Approval	Mechanical	Resume	25542-000-V1A-MEAA-00100	RESUME, DUDEK	Vendor			Y
GEN-5		Approval	Mechanical	Resume	25542-000-V1A-MEAW-00066	PROFESSIONAL ENGINEER	Vendor			Y
GEN-5		Approval	Mechanical	Resume	25542-000-V1A-MEAW-00115	RESUME OF KHALED M. EL MOKADEM AND COVER LETTER	Vendor			Y
GEN-5		Approval	Mechanical	Resume	25542-000-V1A-MBFD-00122	PE RESUME WITH COVER LETTER	Vendor			Y
GEN-5		Approval	Mechanical	Resume	25542-000-V1B-MGED-00022	PE RESUME - CIVIL STRUCTURAL ENGINEER AND SCOPE OF RESPONSIBILITIES	Vendor			Y
GEN-5		Approval	Mechanical	Resume	25542-000-V1B-MGED-00054	PE RESUME - CIVIL STRUCTURAL ENGINEER	Vendor			Y
GEN-5		Approval	Mechanical	Resume	25542-000-V1B-MGED-00055	RESPONSIBILITY AND SCOPE OF WORK OF PE	Vendor			Y
GEN-5		Approval	Mechanical	Resume	25542-000-V1A-MPGB-00018	RESUME OF CALIFORNIA REGISTERED ENGINEER - JENNIFER M BANUELOS, PE	Vendor			Y
GEN-5		Approval	Mechanical	Cover Letter	25542-000-V1A-MPGB-00091	ENGINEER	Vendor			Y
GEN-5		Approval	Mechanical	Resume	25542-000-V1A-MPGF-00118	ENGINEERING PERSONNEL AND RESPONSIBILITIES - MR EUGENE WILKINS	Vendor			Y
GEN-5		Approval	Mechanical	Resume	25542-000-V1A-MPGF-00132	ENGINEERING PERSONNEL AND RESPONSIBILITIES - MR JOHN GIBBONS	Vendor			Y
GEN-5		Approval	Mechanical	Resume	25542-000-V1A-MPGF-00133	ENGINEERING PERSONNEL AND RESPONSIBILITIES - MR WILLIAM BOWEN	Vendor			Y
GEN-5		Approval	Mechanical	Resume	25542-000-V1A-MPGF-00134	ENGINEERING PERSONNEL AND RESPONSIBILITIES - JIM SHUMMON	Vendor			Y
GEN-5		Approval	Mechanical	Cover Letter	25542-000-V1A-MPGF-00135	COVER LETTER - MR EUGENE WILKINS, MR JOHN BIGGONS, MR JIM SHUMMON	Vendor			Y
GEN-5		Approval	Mechanical	Cover Letter	25542-000-V1A-MPGF-00136	COVER LETTER - MR WILLIAM BOWEN	Vendor			Y
GEN-5		Approval	Mechanical	Cover Letter	25542-000-V1A-MPGF-00137	LETTER CONFIRMING CBC REQUIREMENTS - MR WILLIAM BOWEN	Vendor			Y
GEN-5		Approval	Mechanical	Cover Letter	25542-000-V1A-MSXF-00032	COVER LETTER - WILLIAM CHRISTOPHER ROSENCUTTER	Vendor			Y
GEN-5		Approval	Mechanical	Resume	25542-000-V1A-MT00-00010	RESUME OF CERTIFYINGCA ENGINEER JOEL D WICOFF, PE	Vendor			Y
GEN-5		Approval	Mechanical	Cover Letter	25542-000-V1A-MT00-00011	LETTER FROM ENGINEER, JOELD WICOFF	Vendor			Y
GEN-5		Approval	Mechanical	RESUME	25542-000-V1A-MTSC-00022	STATEMENT OF QUALIFICATIONS	Vendor			Y
GEN-5		Approval	Mechanical	Cover Letter	25542-000-V1A-MTSC-00023	RESUME COVERSHSEET FOR JEFF KOENIG, PE	Vendor			Y
GEN-5		Approval	Mechanical	Resume	25542-000-V1A-MUSG-00218	CHARGEOF THE PROJECT AS ENGINEER OF RECORD - RAHAT Y KHAN	Vendor			Y
GEN-5		Approval	Mechanical	Resume	25542-000-V1B-MUVE-00002	RESUME AND SCOPE OF WORK FOR JAMES P RICE	Vendor			Y
GEN-5		Approval	Mechanical	Resume	25542-000-V1B-MUVE-00072	RESUME AND SCOPE OF WORK FOR JOHN P BARRINGER	Vendor			Y
GEN-5		Approval	Mechanical	Resume	25542-000-V1B-MUVE-00073	RESUME AND SCOPE OF WORK FOR VINCENT MANETTI	Vendor			Y
GEN-5		Approval	Civil	Resume	25542-000-V1A-SY10-00003	GREGORY P LUTH RESUME	Vendor			Y
GEN-5		Approval	Civil	Document	25542-000-V1A-SY10-00019	TMD PIER REVIEW	Vendor			Y
GEN-5		Approval		Resume	25542-000-V1B-AK00-00298	SCOTT HEATLY RESUME	Vendor			Y
GEN-5		Approval	Electrical	Resume	25542-000-V1A-EKL3-00080	PE RESUME - STRUCTURAL ENGINEER	Vendor			Y
GEN-5		Approval	Electrical	Resume	25542-000-V1A-EKL3-00081	PE RESUME - ELECTRICAL ENGINEER	Vendor			Y
GEN-5		Approval	ONTROL SYSTEM	Resume	25542-000-V1A-JA34-00030	SAMPLE AND ANALYSIS SYSTEM - PE RESUME	Vendor			Y
GEN-5		Approval	Mechanical	Resume	25542-000-V1A-MWDC-00131	COVER LETTER FOR HAROLD W JOHNSON, PE	Vendor			Y
GEN-5		Approval	Mechanical	Resume	25542-000-V1A-MWDC-00132	RESUME FORHAROLD W JOHNSON, PE	Vendor			Y
GEN-5		Approval	Plant Design	Resume	25542-000-V1A-PY21-00025	COVER LETTER AND RESUME FOR JAMES BOUCHE, PE	Vendor			Y
GEN-5		Approval	Electrical	Resume	25542-000-V1F-EU00-00055	PE RESUME - CIVIL STRUCTURAL ENGINEER	Vendor			Y
GEN-5		Approval	Electrical	Resume	25542-000-V1F-EU00-00056	PE RESUME - ELECTRICL ENGINEER	Vendor			Y
ELEC-1		Approval	Electrical	Document	25542-000-V1A-MPGF-00004	Common - Duplex Fire Pump Package and Enclosure Electrical Layout	Vendor			Y
ELEC-1		Approval	Electrical	Document	25542-000-V1A-MPGF-00027	ELECTRICAL LAYOUT	Vendor			Y
ELEC-1		Approval	Electrical	Document	25542-000-V1A-MPGF-00090	LIGHTING CALCULATION AND PLAN	Vendor			Y
ELEC-1		Approval	Electrical	Document	25542-000-V1A-MPGF-00089	Common - Lighting Calculation	Vendor			Y
MECH-1	NA	Approval	Mechanical	Drawing	25542-000-V1B-AK00-00062	BUILDING	Vendor			Y
MECH-1	NA	Approval	Mechanical	Drawing	25542-000-V1B-AK00-00063	PERFORMANCE CERTIFICATE OF COMPLIANCE - PAD BOND BUILDINGS	Vendor			Y
MECH-1	NA	Approval	Mechanical	Drawing	25542-000-V1B-AK00-00067	HELIOSTAT ASSEMBLY BUILDING PSYCHOMETRIC CHART	Vendor			Y
MECH-1	NA	Approval	Mechanical	Drawing	25542-000-V1B-AK00-00068	PAD BOND BUILDING PSYCHOMETRIC CHART	Vendor			Y
MECH-1	NA	Approval	Mechanical	Data Sheet	25542-000-V1B-AK00-00073	AMEREX - CHEMICAL FIRE EXTINGUISHER DATE SHEET	Vendor			Y
MECH-1	NA	Approval	Mechanical	Data Sheet	25542-000-V1B-AK00-00074	AMEREX - CARBON DIOXIDE CO2 FIRE EXTINGUISHER DATE SHEET	Vendor			Y
MECH-1	NA	Approval	Mechanical	Drawing	25542-000-V1B-AK00-00075	LEGEND SHEET, INDEX, AND SPECIFICATIONS (M-001)	Vendor			Y
MECH-1	NA	Approval	Mechanical	Drawing	25542-000-V1B-AK00-00076	MECHANICAL PLANS - PAD BONDING BUILDINGS 1 AND 2 (M-201)	Vendor			Y
MECH-1	NA	Approval	Mechanical	Drawing	25542-000-V1B-AK00-00077	MECHANICAL PLANS - HELIOSTAT ASSEMBLY BUILDING - AREA A (M-202)	Vendor			Y
MECH-1	NA	Approval	Mechanical	Drawing	25542-000-V1B-AK00-00078	MECHANICAL PLANS - HELIOSTAT ASSEMBLY BUILDING - AREA B (M-203)	Vendor			Y
MECH-1	NA	Approval	Mechanical	Drawing	25542-000-V1B-AK00-00079	SCHEDULES (M-601)	Vendor			Y
MECH-1	NA	Approval	Mechanical	Drawing	25542-000-V1B-AK00-00080	DETAILS (M-701)	Vendor			Y
MECH-1	NA	Approval	Mechanical	Drawing	25542-000-V1B-AK00-00088	FIRE ALARM AND DETECTION SYSTEM - PARTIAL FLOOR PLAN A (FA-01)	Vendor			Y

Certification	GEN-2 Tbl. 2 (G)	Reason -	Discipline	t Type	Document Number	Title	Vendor/	Remarks	cast	Approved
MECH-1	NA	Approval	Mechanical	Drawing	25542-000-V1B-AK00-00089	FIRE ALARM AND DETECTION SYSTEM - PARTIAL FLOOR PLAN B (FA-02)	Vendor			Y
MECH-1	NA	Approval	Mechanical	Drawing	25542-000-V1B-AK00-00090	FIRE ALARM AND DETECTION SYSTEM - COVER SHEET (FA-C1)	Vendor			Y
MECH-1	NA	Approval	Mechanical	Drawing	25542-000-V1B-AK00-00091	FIRE ALARM AND DETECTION SYSTEM - INFORMATION SHEET (FA-C2)	Vendor			Y
MECH-1	NA	Approval	Mechanical	Drawing	25542-000-V1B-AK00-00092	FIRE ALARM AND DETECTION SYSTEM - DETAIL SHEET (FA-D1)	Vendor			Y
MECH-1	NA	Approval	Mechanical	Calculation	25542-000-V1B-AK00-00093	MATERIAL AND HYDRAULIC CALCULATION	Vendor			Y
MECH-1	NA	Approval	Mechanical	Drawing	25542-000-V1B-AK00-00094	SPRINKLER DRAWING AND DETAILS - HELIOSTAT ASSEMBLY BUILDING	Vendor			Y
MECH-1	NA	Reference	Mechanical	Drawing	25542-000-V1B-AK00-00175	HVAC - CARRIER 50 PMS	Vendor			Y
MECH-1	NA	Reference	Mechanical	Drawing	25542-000-V1B-AK00-00176	HVAC - CARRIER 50 AS	Vendor			Y
MECH-1	NA	Reference	Mechanical	Drawing	25542-000-V1B-AK00-00177	HVAC - MICROMET ERV	Vendor			Y
MECH-1	NA	Reference	Mechanical	Data Sheet	25542-000-V1B-AK00-00185	SPRINKLER SYSTEM EQUIPMENT DATA SHEETS	Vendor			Y
MECH-1		Approval	Mechanical	Document	25542-000-V1B-AK00-00243	HELIOSTAT UNLOADING AREA SPRINKLER PLAN (FP1)	Vendor			Y
MECH-1		Approval	Mechanical	Document	25542-000-V1B-AK00-00244	HELIOSTAT UNLOADING AREA SPRINKLER PLAN DETAILS (FP2)	Vendor			Y
MECH-1		Approval	Mechanical	Data Sheet	25542-000-V1B-AK00-00245	VIKING SPRINKLER HEAD DATA SHEET	Vendor			Y
MECH-1		Approval	Mechanical	Document	25542-000-V1B-AK00-00246	HELIOSTAT UNLOADING AREA SPRINKLER CALCULATION	Vendor			Y
MECH-1		Approval	Mechanical	Document	25542-000-V1B-AK00-00263	FIRE ALARM SUBMITTAL	Vendor			Y
MECH-1		Approval	Mechanical	Document	25542-000-V1B-AKBS-00034	FIRE PROTECTION - PLANT SERVICES BUILDING	Vendor			Y
MECH-1		Approval	Mechanical	Document	25542-000-V1B-AKBS-00035	FIRE PROTECTION - PLANT SERVICES BUILDING	Vendor			Y
MECH-1		Approval	Mechanical	Document	25542-000-V1B-AKBS-00036	FIRE PROTECTION - PLANT SERVICES BUILDING	Vendor			Y
MECH-1		Approval	Mechanical	Document	25542-000-V1B-AKBS-00037	FIRE PROTECTION - PLANT SERVICES BUILDING	Vendor			Y
MECH-1		Approval	Mechanical	Document	25542-000-V1B-AKBS-00038	FIRE PROTECTION - PLANT SERVICES BUILDING	Vendor			Y
MECH-1		Approval	Mechanical	Document	25542-000-V1B-AKBS-00044	PLANT SERVICES BUILDING PLUMBING LEGEND AND NOTES AND DIAGRAMS	Vendor			Y
MECH-1		Approval	Mechanical	Document	25542-000-V1B-AKBS-00045	PLANT SERVICES BUILDING PLUMBING UNDERGROUND PLAN	Vendor			Y
MECH-1		Approval	Mechanical	Document	25542-000-V1B-AKBS-00046	PLUMB PLANT SERVICES BUILDING PLUMBING ABOVE GROUND PLAN	Vendor			Y
MECH-1		Approval	Mechanical	Document	25542-000-V1A-MESW-00128	FORM UNIT 1, AND 2 NAME PLATE FOR HP FWH 5	Vendor			Y
MECH-1		Approval	Mechanical	Document	25542-000-V1A-MESW-00129	FORM UNIT 1, AND 2 NAME PLATE FOR HP FWH 6	Vendor			Y
MECH-1		Approval	Mechanical	Document	25542-000-V1A-MESW-00133	ASME CERTIFIED - HIGH PRESSURE NBR 5 AND 6 - DESIGN ENGINEER LETTER	Vendor			Y
ELEC-1		Approval	Mechanical	Document	25542-000-V1B-AKBS-00047	ABBREVIATIONS	Vendor			Y
ELEC-1		Approval	Mechanical	Document	25542-000-V1B-AKBS-00048	PLANT SERVICE BUILDING - LIGHTING CALCULATIONS	Vendor			Y
ELEC-1		Approval	Mechanical	Document	25542-000-V1B-AKBS-00050	PLANT SERVICE BUILDING - ELECTRICAL LIGHTING PLAN	Vendor			Y
ELEC-1		Approval	Mechanical	Document	25542-000-V1B-AKBS-00051	PLANT SERVICE BUILDING - ELECTRICAL POWER AND DATA PLAN	Vendor			Y
ELEC-1		Approval	Mechanical	Document	25542-000-V1B-AKBX-00053	PLANT SERVICE BUILDING - ELECTRICAL ROOF PLAN	Vendor			Y
ELEC-1		Approval	Mechanical	Document	25542-000-V1B-AKBS-00054	SCHEDULES	Vendor			Y
ELEC-1		Approval	Mechanical	Document	25542-000-V1B-AKBS-00055	PLANT SERVICE BUILDING - ELECTRICAL DETAILS	Vendor			Y
ELEC-1		Approval	Mechanical	Document	25542-000-V1B-AKBS-00056	PLANT SERVICES BUILDING - SERVICE BUILDINGS	Vendor			Y
ELEC-1		Approval	Mechanical	Document	25542-000-V1A-ERG0-00002	BASE DESIGN	Vendor			Y
ELEC-1		Approval	Mechanical	Document	25542-000-V1A-ERG0-00003	LHC LID DESIGN CRITERIA	Vendor			Y
ELEC-1		Approval	Mechanical	Document	25542-000-V1B-MUVE-00012	E-HOUSE TITLE PAGE AND DRAWING INDEX	Vendor			Y
ELEC-1		Approval	Mechanical	Document	25542-000-V1B-MUVE-00001	E-HOUSE FLOOR AND CEILING PLANS	Vendor			Y
ELEC-1		Approval	Mechanical	Document	25542-000-V1B-MUVE-00014	E-HOUSE ELECTRIC PLANS	Vendor			Y
ELEC-1		Approval	Mechanical	Document	25542-000-V1B-MUVE-00015	E-HOUSE FINISH ELEVATIONS	Vendor			Y
ELEC-1		Approval	Mechanical	Document	25542-000-V1B-MUVE-00016	E-HOUSE GROUND DETAILS WALL SECTION	Vendor			Y
ELEC-1		Approval	Mechanical	Document	25542-000-V1B-MUVE-00017	E-HOUSE HVAC PLAN/DETAILS/SCHEMATIC	Vendor			Y
ELEC-1		Approval	Mechanical	Document	25542-000-V1B-MUVE-00018	E-HOUSE SINGLE LINE DIAGRAM AND SCHEMATIC	Vendor			Y
ELEC-1		Approval	Mechanical	Document	25542-000-V1B-MUVE-00021	E-HOUSE FIRE ALARM PLAN AND SCHEMATIC	Vendor			Y
ELEC-1		Approval	Mechanical	Document	25542-000-V1B-MUVE-00022	E-HOUSE INSTALLATION DRAWING	Vendor			Y
ELEC-1		Approval	Mechanical	Document	25542-000-V1B-MUVE-00070	E-HOUSE CABLE TRAY PLAN AND DETAILS	Vendor			Y
ELEC-1		Approval	Mechanical	Document	25542-000-V1B-MUVE-00025	E-HOUSE ENVIRONMENTAL AND MECHANICAL COMPLIANCE FORMS	Vendor			Y
ELEC-1		Approval	Mechanical	Document	25542-000-V1B-MUVE-00026	E-HOUSE LIGHTING COMPLIANCE FORMS	Vendor			Y
MECH-1		Reference	Mechanical	Document	25542-000-V1B-AKBS-00058	PLANT SERVICES BUILDING, PERCOLATION REPORT	Vendor			Y
MECH-1		Approval	Mechanical	Document	25542-000-V1B-AKBS-00066	FIRE PROTECTION - PLANT SERVICES BUILDING	Vendor			Y
MECH-1		Approval	Mechanical	Document	25542-000-V1B-AKBS-00081	FIRE PROTECTION - PLANT SERVICES BUILDING	Vendor			Y
MECH-1		Approval	Mechanical	Document	25542-000-V1B-AKBS-00082	FIRE PROTECTION - PLANT SERVICES BUILDING	Vendor			Y
MECH-1		Approval	Mechanical	Document	25542-000-V1B-AKBS-00083	FIRE PROTECTION - PLANT SERVICES BUILDING	Vendor			Y
MECH-1		Approval	Mechanical	Document	25542-000-V1B-AKBS-00084	FIRE PROTECTION - PLANT SERVICES BUILDING	Vendor			Y
MECH-1		Approval	Mechanical	Document	25542-000-V1B-AKBS-00283	FIRE PROTECTION - PLANT SERVICES BUILDING - COVER SHEET	Vendor			Y
MECH-1		Approval	Mechanical	Document	25542-000-V1B-AKBS-00284	FIRE PROTECTION - PLANT SERVICES BUILDING - MECHANICAL LAYOUT	Vendor			Y
MECH-1		Approval	Mechanical	Document	25542-000-V1B-AKBS-00285	FIRE PROTECTION - PLANT SERVICES BUILDING - ELECTRICAL LAYOUT	Vendor			Y
MECH-1		Approval	Mechanical	Document	25542-000-V1B-AKBS-00286	FIRE PROTECTION - PLANT SERVICES BUILDING - PANEL WIRIING DIAGRAM	Vendor			Y
MECH-1		Approval	Mechanical	Document	25542-000-V1B-AKBS-00287	FIRE PROTECTION - PLANT SERVICES BUILDING - DETAILS	Vendor			Y
MECH-1		Approval	Mechanical	Document	25542-000-V1B-AKBS-00288	CALCULATIONS CABLE SPREADING ROOM - EAST	Vendor			Y
MECH-1		Approval	Mechanical	Document	25542-000-V1B-AKBS-00289	CALCULATIONS CABLE SPREADING ROOM - WEST	Vendor			Y
MECH-1		Approval	Mechanical	Document	25542-000-V1B-AKBS-00290	CALCULATIONS ELECTRICAL EQUIPMENT ROOM - 108 EAST	Vendor			Y
MECH-1		Approval	Mechanical	Document	25542-000-V1B-AKBS-00291	CALCULATIONS ELECTRICAL EQUIPMENT ROOM - 108 WEST	Vendor			Y
MECH-1		Approval	Mechanical	Document	25542-000-V1B-AKBS-00312	CALCULATIONS ELECTRICAL EQUIPMENT ROOM - 108 HIGH CEILING	Vendor			Y
MECH-1		Approval	Mechanical	Document	25542-000-V1B-AKBS-00313	CALCULATIONS BATTERY ROOM 109	Vendor			Y
STRUC-1	NA	Approval	Civil	Document	25542-000-V1B-AK00-00006	PAD BUILDING LOADING DRAWING	Vendor			Y
STRUC-1	NA	Approval	Civil	Document	25542-000-V1B-AK00-00018	STRUC CALC 81X116 PAVILION PAD BONDING BUILDING	Vendor			Y
STRUC-1	NA	Approval	Civil	Document	25542-000-V1B-AK00-00021	PAD BOND BUILDING	Vendor			Y
STRUC-1	NA	Approval	Civil	Document	25542-000-V1B-AK00-00023	PAD BOND BUILDING	Vendor			Y
STRUC-1	NA	Approval	Civil	Document	25542-000-V1B-AK00-00024	PAD BOND BUILDING	Vendor			Y
STRUC-1	NA	Approval	Civil	Document	25542-000-V1B-AK00-00025	PAD BOND BUILDING	Vendor			Y
STRUC-1	NA	Approval	Civil	Document	25542-000-V1B-AK00-00026	PAD BOND BUILDING	Vendor			Y
STRUC-1	NA	Approval	Civil	Document	25542-000-V1B-AK00-00027	PAD BOND BUILDING	Vendor			Y
STRUC-1	NA	Approval	Civil	Document	25542-000-V1B-AK00-00028	PAD BOND BUILDING	Vendor			Y
STRUC-1	NA	Approval	Civil	Document	25542-000-V1B-AK00-00029	PAD BOND BUILDING	Vendor			Y
STRUC-1	NA	Approval	Civil	Document	25542-000-V1B-AK00-00030	PAD BOND BUILDING	Vendor			Y
STRUC-1	NA	Approval	Civil	Document	25542-000-V1B-AK00-00031	PAD BOND BUILDING	Vendor			Y
STRUC-1	NA	Approval	Civil	Document	25542-000-V1B-AK00-00099	PAD BOND BUILDING	Vendor			Y
STRUC-1	NA	Approval	Civil	Document	25542-000-V1B-AK00-00100	PAD BOND BUILDING	Vendor			Y
STRUC-1	NA	Approval	Civil	Document	25542-000-V1B-AK00-00105	PAD BOND BUILDING	Vendor			Y
STRUC-1	NA	Approval	Civil	Document	25542-000-V1B-AK00-00106	PAD BOND BUILDING	Vendor			Y
STRUC-1	NA	Approval	Civil	Document	25542-000-V1B-AK00-00107	PAD BOND BUILDING	Vendor			Y
STRUC-1	NA	Approval	Civil	Document	25542-000-V1B-AK00-00108	PAD BOND BUILDING	Vendor			Y
STRUC-1	NA	Approval	Civil	Document	25542-000-V1B-AK00-00109	PAD BOND BUILDING	Vendor			Y
STRUC-1	NA	Approval	Civil	Document	25542-000-V1B-AK00-00110	PAD BOND BUILDING	Vendor			Y
STRUC-1	NA	Approval	Civil	Document	25542-000-V1B-AK00-00111	PAD BOND BUILDING	Vendor			Y
STRUC-1	NA	Approval	Civil	Document	25542-000-V1B-AK00-00112	PAD BOND BUILDING	Vendor			Y
STRUC-1	NA	Approval	Civil	Document	25542-000-V1B-AK00-00113	PAD BOND BUILDING	Vendor			Y
STRUC-1	NA	Approval	Civil	Document	25542-000-V1B-AK00-00114	PAD BOND BUILDING	Vendor			Y
STRUC-1	NA	Approval	Civil	Document	25542-000-V1B-AK00-00115	PAD BOND BUILDING	Vendor			Y
STRUC-1	NA	Approval	Civil	Document	25542-000-V1B-AK00-00116	PAD BOND BUILDING	Vendor			Y
STRUC-1	NA	Approval	Civil	Document	25542-000-V1B-AK00-00117	PAD BOND BUILDING	Vendor			Y
STRUC-1	NA	Approval	Civil	Document	25542-000-V1B-AK00-00118	PAD BOND BUILDING	Vendor			Y
STRUC-1	NA	Approval	Civil	Document	25542-000-V1B-AK00-00119	PAD BOND BUILDING	Vendor			Y
STRUC-1	NA	Approval	Civil	Document	25542-000-V1B-AK00-00120	PAD BOND BUILDING	Vendor			Y
STRUC-1	NA	Approval	Civil	Document	25542-000-V1B-AK00-00121	PAD BOND BUILDING	Vendor			Y
STRUC-1	NA	Approval	Civil	Document	25542-000-V1B-AK00-00122	PAD BOND BUILDING	Vendor			Y
STRUC-1	NA	Approval	Civil	Document	25542-000-V1B-AK00-00123	PAD BOND BUILDING	Vendor			Y
STRUC-1	NA	Approval	Civil	Document	25542-000-V1B-AK00-00124	PAD BOND BUILDING	Vendor			Y
STRUC-1	NA	Approval	Civil	Document	25542-000-V1B-AK00-00125	PAD BOND BUILDING	Vendor			Y

Certification	GEN-2 Tbl. 2 (G)	Reason -	Discipline	t Type	Document Number	Title	Vendor/	Remarks	cast	Approved
STRUC-1	NA	Approval	Civil	Document	25542-000-V1B-AK00-00126	PAD BOND BUILDING	Vendor			Y
STRUC-1	NA	Approval	Civil	Document	25542-000-V1B-AK00-00127	PAD BOND BUILDING	Vendor			Y
STRUC-1	NA	Approval	Civil	Document	25542-000-V1B-AK00-00128	PAD BOND BUILDING	Vendor			Y
STRUC-1	NA	Approval	Civil	Document	25542-000-V1B-AK00-00129	PAD BOND BUILDING	Vendor			Y
STRUC-1	NA	Approval	Civil	Document	25542-000-V1B-AK00-00161	STATEMENT OF SPECIAL INSPECTIONS	Vendor			Y
STRUC-1	NA	Approval	Civil	Document	25542-000-V1B-AK00-00162	PAD BONDING BUILDING	Vendor			Y
STRUC-1	NA	Approval	Civil	Document	25542-000-V1B-AK00-00163	PAD BONDING BUILDING	Vendor			Y
STRUC-1	NA	Approval	Civil	Document	25542-000-V1B-AK00-00164	PAD BONDING BUILDING	Vendor			Y
STRUC-1	NA	Approval	Civil	Document	25542-000-V1B-AK00-00165	PAD BONDING BUILDING	Vendor			Y
STRUC-1	NA	Approval	Civil	Document	25542-000-V1B-AK00-00166	PAD BONDING BUILDING	Vendor			Y
STRUC-1	NA	Approval	Civil	Document	25542-000-V1B-AK00-00174	BOLT TORQUE AND SUBSTITUTION	Vendor			Y
STRUC-1	NA	Approval	Civil	Document	25542-000-V1B-AK00-00005	HELIOSTAT ASSEMBLY BUILDING LOAD DRAWING	Vendor			Y
STRUC-1	NA	Approval	Civil	Document	25542-000-V1B-AK00-00020	HELIOSTAT ASSEMBLY BUILDING	Vendor			Y
STRUC-1	NA	Approval	Civil	Document	25542-000-V1B-AK00-00022	HELIOSTAT ASSEMBLY BUILDING	Vendor			Y
STRUC-1	NA	Approval	Civil	Document	25542-000-V1B-AK00-00042	HELIOSTAT ASSEMBLY BUILDING	Vendor			Y
STRUC-1	NA	Approval	Civil	Document	25542-000-V1B-AK00-00043	HELIOSTAT ASSEMBLY BUILDING	Vendor			Y
STRUC-1	NA	Approval	Civil	Document	25542-000-V1B-AK00-00044	HELIOSTAT ASSEMBLY BUILDING	Vendor			Y
STRUC-1	NA	Approval	Civil	Document	25542-000-V1B-AK00-00045	HELIOSTAT ASSEMBLY BUILDING	Vendor			Y
STRUC-1	NA	Approval	Civil	Document	25542-000-V1B-AK00-00046	HELIOSTAT ASSEMBLY BUILDING	Vendor			Y
STRUC-1	NA	Approval	Civil	Document	25542-000-V1B-AK00-00047	HELIOSTAT ASSEMBLY BUILDING	Vendor			Y
STRUC-1	NA	Approval	Civil	Document	25542-000-V1B-AK00-00048	HELIOSTAT ASSEMBLY BUILDING	Vendor			Y
STRUC-1	NA	Approval	Civil	Document	25542-000-V1B-AK00-00049	HELIOSTAT ASSEMBLY BUILDING	Vendor			Y
STRUC-1	NA	Approval	Civil	Document	25542-000-V1B-AK00-00050	HELIOSTAT ASSEMBLY BUILDING	Vendor			Y
STRUC-1	NA	Approval	Civil	Document	25542-000-V1B-AK00-00051	HELIOSTAT ASSEMBLY BUILDING	Vendor			Y
STRUC-1	NA	Approval	Civil	Document	25542-000-V1B-AK00-00052	HELIOSTAT ASSEMBLY BUILDING	Vendor			Y
STRUC-1	NA	Approval	Civil	Document	25542-000-V1B-AK00-00053	HELIOSTAT ASSEMBLY BUILDING	Vendor			Y
STRUC-1	NA	Approval	Civil	Document	25542-000-V1B-AK00-00054	HELIOSTAT ASSEMBLY BUILDING	Vendor			Y
STRUC-1	NA	Approval	Civil	Document	25542-000-V1B-AK00-00055	HELIOSTAT ASSEMBLY BUILDING	Vendor			Y
STRUC-1	NA	Approval	Civil	Document	25542-000-V1B-AK00-00056	HELIOSTAT ASSEMBLY BUILDING	Vendor			Y
STRUC-1	NA	Approval	Civil	Document	25542-000-V1B-AK00-00057	STRUCTURAL CALCULATIONS - PAVILION HELIOSTAT ASSEMBLY BUILDING	Vendor			Y
STRUC-1	NA	Approval	Civil	Document	25542-000-V1B-AK00-00064	HELIOSTAT ASSEMBLY BUILDING	Vendor			Y
STRUC-1	NA	Approval	Civil	Document	25542-000-V1B-AK00-00065	HELIOSTAT ASSEMBLY BUILDING	Vendor			Y
STRUC-1	NA	Approval	Civil	Document	25542-000-V1B-AK00-00101	HELIOSTAT ASSEMBLY BUILDING	Vendor			Y
STRUC-1	NA	Approval	Civil	Document	25542-000-V1B-AK00-00130	HELIOSTAT ASSEMBLY BUILDING	Vendor			Y
STRUC-1	NA	Approval	Civil	Document	25542-000-V1B-AK00-00131	HELIOSTAT ASSEMBLY BUILDING	Vendor			Y
STRUC-1	NA	Approval	Civil	Document	25542-000-V1B-AK00-00132	HELIOSTAT ASSEMBLY BUILDING	Vendor			Y
STRUC-1	NA	Approval	Civil	Document	25542-000-V1B-AK00-00133	HELIOSTAT ASSEMBLY BUILDING	Vendor			Y
STRUC-1	NA	Approval	Civil	Document	25542-000-V1B-AK00-00134	HELIOSTAT ASSEMBLY BUILDING	Vendor			Y
STRUC-1	NA	Approval	Civil	Document	25542-000-V1B-AK00-00135	HELIOSTAT ASSEMBLY BUILDING	Vendor			Y
STRUC-1	NA	Approval	Civil	Document	25542-000-V1B-AK00-00136	HELIOSTAT ASSEMBLY BUILDING	Vendor			Y
STRUC-1	NA	Approval	Civil	Document	25542-000-V1B-AK00-00137	HELIOSTAT ASSEMBLY BUILDING	Vendor			Y
STRUC-1	NA	Approval	Civil	Document	25542-000-V1B-AK00-00138	HELIOSTAT ASSEMBLY BUILDING	Vendor			Y
STRUC-1	NA	Approval	Civil	Document	25542-000-V1B-AK00-00139	HELIOSTAT ASSEMBLY BUILDING	Vendor			Y
STRUC-1	NA	Approval	Civil	Document	25542-000-V1B-AK00-00140	HELIOSTAT ASSEMBLY BUILDING	Vendor			Y
STRUC-1	NA	Approval	Civil	Document	25542-000-V1B-AK00-00141	HELIOSTAT ASSEMBLY BUILDING	Vendor			Y
STRUC-1	NA	Approval	Civil	Document	25542-000-V1B-AK00-00142	HELIOSTAT ASSEMBLY BUILDING	Vendor			Y
STRUC-1	NA	Approval	Civil	Document	25542-000-V1B-AK00-00143	HELIOSTAT ASSEMBLY BUILDING	Vendor			Y
STRUC-1	NA	Approval	Civil	Document	25542-000-V1B-AK00-00144	HELIOSTAT ASSEMBLY BUILDING	Vendor			Y
STRUC-1	NA	Approval	Civil	Document	25542-000-V1B-AK00-00145	HELIOSTAT ASSEMBLY BUILDING	Vendor			Y
STRUC-1	NA	Approval	Civil	Document	25542-000-V1B-AK00-00146	HELIOSTAT ASSEMBLY BUILDING	Vendor			Y
STRUC-1	NA	Approval	Civil	Document	25542-000-V1B-AK00-00147	HELIOSTAT ASSEMBLY BUILDING	Vendor			Y
STRUC-1	NA	Approval	Civil	Document	25542-000-V1B-AK00-00148	HELIOSTAT ASSEMBLY BUILDING	Vendor			Y
STRUC-1	NA	Approval	Civil	Document	25542-000-V1B-AK00-00152	HELIOSTAT ASSEMBLY BUILDING	Vendor			Y
STRUC-1	NA	Approval	Civil	Document	25542-000-V1B-AK00-00153	HELIOSTAT ASSEMBLY BUILDING	Vendor			Y
STRUC-1	NA	Approval	Civil	Document	25542-000-V1B-AK00-00154	HELIOSTAT ASSEMBLY BUILDING	Vendor			Y
STRUC-1	NA	Approval	Civil	Document	25542-000-V1B-AK00-00186	HELIOSTAT ASSEMBLY BUILDING	Vendor			Y
STRUC-1	NA	Approval	Civil	Document	25542-000-V1B-AK00-00220	HELIOSTAT ASSEMBLY BUILDING	Vendor			Y
STRUC-1	NA	Approval	Civil	Document	25542-000-V1B-AK00-00221	HELIOSTAT ASSEMBLY BUILDING	Vendor			Y
STRUC-1	NA	Approval	Civil	Document	25542-000-V1B-AK00-00222	HELIOSTAT ASSEMBLY BUILDING	Vendor			Y
STRUC-1	NA	Approval	Civil	Document	25542-000-V1B-AK00-00223	HELIOSTAT ASSEMBLY BUILDING	Vendor			Y
STRUC-1	NA	Approval	Civil	Document	25542-000-V1B-AK00-00224	HELIOSTAT ASSEMBLY BUILDING	Vendor			Y
STRUC-1	NA	Approval	Civil	Document	25542-000-V1B-AK00-00225	HELIOSTAT ASSEMBLY BUILDING	Vendor			Y
STRUC-1	NA	Approval	Civil	Document	25542-000-V1B-AK00-00226	HELIOSTAT ASSEMBLY BUILDING	Vendor			Y
STRUC-1		Approval	Civil	Document	25542-000-V1B-AK00-00240	CBO COMMENTS	Vendor			Y
STRUC-1		Approval	Civil	Document	25542-000-V1B-AK00-00241	CBO COMMENTS	Vendor			Y
STRUC-1		Approval	Civil	Document	25542-000-V1B-AKBS-00001	STRUCTURAL CALCULATIONS, GEM PSB	Vendor			Y
STRUC-1		Approval	Civil	Document	25542-000-V1B-AKBS-00002	PSB GEM - STRUCTURAL DETAILS D1.1	Vendor			Y
STRUC-1		Approval	Civil	Document	25542-000-V1B-AKBS-00003	PSB GEM - COLD FORM DETAILS D2.1	Vendor			Y
STRUC-1		Approval	Civil	Document	25542-000-V1B-AKBS-00004	PSB GEM - SHEETING DETAILS D3.1	Vendor			Y
STRUC-1		Approval	Civil	Document	25542-000-V1B-AKBS-00005	PSB - COVER SHEET G0.01	Vendor			Y
STRUC-1		Approval	Civil	Document	25542-000-V1B-AKBS-00006	PSB - SPECIAL INSPECTION SCHEDULE G0.02	Vendor			Y
STRUC-1		Approval	Civil	Document	25542-000-V1B-AKBS-00007	PSB - ANCHOR ROD PLAN G1.01	Vendor			Y
STRUC-1		Approval	Civil	Document	25542-000-V1B-AKBS-00008	PSB - ROOF FRAMING PLAN G2.01	Vendor			Y
STRUC-1		Approval	Civil	Document	25542-000-V1B-AKBS-00009	PSB - ROOF SHEETING PLAN G4.01	Vendor			Y
STRUC-1		Approval	Civil	Document	25542-000-V1B-AKBS-00010	PSB - WALL ELEVATIONS G6.01	Vendor			Y
STRUC-1		Approval	Civil	Document	25542-000-V1B-AKBS-00011	PSB - WALL SHEETING G7.01	Vendor			Y
STRUC-1		Approval	Civil	Document	25542-000-V1B-AKBS-00012	PSB - WALL SHEETING G7.02	Vendor			Y
STRUC-1		Approval	Civil	Document	25542-000-V1B-AKBS-00013	PSB - BUILDING CROSS SECTIONS G8.01	Vendor			Y
STRUC-1		Approval	Civil	Document	25542-000-V1B-AKBS-00014	PLANT SERVICES BUILDING	Vendor			Y
STRUC-1		Approval	Civil	Document	25542-000-V1B-AKBS-00015	PLANT SERVICES BUILDING	Vendor			Y
STRUC-1		Approval	Civil	Document	25542-000-V1B-AKBS-00016	PLANT SERVICES BUILDING	Vendor			Y
STRUC-1		Approval	Civil	Document	25542-000-V1B-AKBS-00017	PLANT SERVICES BUILDING	Vendor			Y
STRUC-1		Approval	Civil	Document	25542-000-V1B-AKBS-00018	PLANT SERVICES BUILDING	Vendor			Y
STRUC-1		Approval	Civil	Document	25542-000-V1B-AKBS-00019	PLANT SERVICES BUILDING	Vendor			Y
STRUC-1		Approval	Civil	Document	25542-000-V1B-AKBS-00020	PLANT SERVICES BUILDING	Vendor			Y
STRUC-1		Approval	Civil	Document	25542-000-V1B-AKBS-00021	PLANT SERVICES BUILDING	Vendor			Y
STRUC-1		Approval	Civil	Document	25542-000-V1B-AKBS-00022	PLANT SERVICES BUILDING	Vendor			Y
STRUC-1		Approval	Civil	Document	25542-000-V1B-AKBS-00023	PLANT SERVICES BUILDING	Vendor			Y
STRUC-1		Approval	Civil	Document	25542-000-V1B-AKBS-00024	PSB - STRUCTURAL GENERAL NOTES S0.1	Vendor			Y
STRUC-1		Approval	Civil	Document	25542-000-V1B-AKBS-00025	PSB - STRUCTURAL GENERAL NOTES S0.2	Vendor			Y
STRUC-1		Approval	Civil	Document	25542-000-V1B-AKBS-00026	PSB - TYPICAL CONCRETE DETAILS S0.3	Vendor			Y
STRUC-1		Approval	Civil	Document	25542-000-V1B-AKBS-00027	PSB - TYPICAL MASONRY DETAILS S0.4	Vendor			Y
STRUC-1		Approval	Civil	Document	25542-000-V1B-AKBS-00028	PSB - TYPICAL LIGHT GAUGE METAL STEEL DETAILS S0.5	Vendor			Y
STRUC-1		Approval	Civil	Document	25542-000-V1B-AKBS-00029	PSB - TYPICAL LIGHT GAUGE METAL STEEL DETAILS S0.6	Vendor			Y
STRUC-1		Approval	Civil	Document	25542-000-V1B-AKBS-00030	PSB - STRUCTURAL FOUNDATION PLAN S2.1	Vendor			Y
STRUC-1		Approval	Civil	Document	25542-000-V1B-AKBS-00031	PSB - STRUCTURAL CEILING FRAMING PLAN S2.2	Vendor			Y
STRUC-1		Approval	Civil	Document	25542-000-V1B-AKBS-00032	PSB - FOUNDATION DETAILS S3.1	Vendor			Y
STRUC-1		Approval	Civil	Document	25542-000-V1B-AKBS-00033	PSB - CONNECTION DETAILS S7.1	Vendor			Y
STRUC-1		Approval	Civil	Document	25542-000-V1B-AKBS-00068	PSB - STRUCTURAL CALCULATIONS ATI	Vendor			Y
STRUC-1		Approval	Civil	Document	25542-000-V1B-AKBS-00088	PSB - SHEETING DETAILS D3.2	Vendor			Y

Certification	GEN-2 Tbl. 2 (G)	Reason -	Discipline	t Type	Document Number	Title	Vendor/	Remarks	cast	Approved
STRUC-1	NA	Approval	Civil	Document	25542-000-V1B-DA00-00002	ELECTRICAL MANHOLE	Vendor			Y
STRUC-1	NA	Approval	Civil	Document	25542-000-V1B-DA00-00012	ELECTRICAL MANHOLE	Vendor			Y
STRUC-1	NA	Approval	Civil	Document	25542-000-V1B-DA00-00013	ELECTRICAL MANHOLE	Vendor			Y
STRUC-1	NA	Approval	Civil	Document	25542-000-V1B-DA00-00015	AIR RELEASE VAULT	Vendor			Y
STRUC-1	NA	Approval	Civil	Document	25542-000-V1B-DA00-00014	AIR RELEASE VAULT	Vendor			Y
STRUC-1	NA	Approval	Civil	Document	25542-000-V1B-DA00-00016	AIR RELEASE VAULT	Vendor			Y
STRUC-1	NA	Approval	Civil	Document	25542-000-V1B-DA00-00007	ELECTRICAL MANHOLE	Vendor			Y
STRUC-1	NA	Approval	Civil	Document	25542-000-V1B-DA00-00011	ELECTRICAL MANHOLE	Vendor			Y
STRUC-1		Approval	Civil	Document	25542-000-V1B-DA00-00017	ELECTRICAL MANHOLE M-104	Vendor			Y
STRUC-1		Approval	Civil	Document	25542-000-V1B-DA00-00018	ELECTRICAL MANHOLE M-106	Vendor			Y
STRUC-1		Approval	Civil	Document	25542-000-V1B-DA00-00019	ELECTRICAL MANHOLE M-108	Vendor			Y
STRUC-1		Approval	Civil	Document	25542-000-V1B-DA00-00020	ELECTRICAL MANHOLE M-109	Vendor			Y
STRUC-1		Approval	Civil	Document	25542-000-V1B-DA00-00021	ELECTRICAL MANHOLE M-103	Vendor			Y
STRUC-1		Approval	Civil	Document	25542-000-V1B-EU00-00141	BATTERY BANK SEISMIC ANALYSIS	Vendor			Y
STRUC-1		Approval	Civil	Document	25542-000-V1B-EU00-00166	UNIT 1 - EEM STRUCTURAL CALCULATION	Vendor			Y
STRUC-1		Approval	Civil	Document	25542-000-V1B-EU00-00130	UNIT 1 - EEM PLAN VIEW	Vendor			Y
STRUC-1		Approval	Civil	Document	25542-000-V1B-EU00-00131	UNIT 1 - EEM BASE PLAN	Vendor			Y
STRUC-1		Approval	Civil	Document	25542-000-V1B-EU00-00132	UNIT 1 - EXTERIOR ELEVATIONS	Vendor			Y
STRUC-1		Approval	Civil	Document	25542-000-V1B-EU00-00133	UNIT 1 - EEM PLAN VIEW EQUIPMENT LAYOUT	Vendor			Y
STRUC-1		Approval	Civil	Document	25542-000-V1B-EU00-00135	UNIT 1 - SECTIONS AND DETAILS	Vendor			Y
STRUC-1		Approval	Civil	Document	25542-000-V1B-EU00-00136	UNIT 1 - LIFTING EYE DETAILS	Vendor			Y
STRUC-1		Approval	Civil	Document	25542-000-V1B-EU00-00137	UNIT 1 - CABLE TRAY PLAN	Vendor			Y
STRUC-1		Approval	Civil	Document	25542-000-V1B-EU00-00102	UNIT 1 - HVAC ROOF CUTOUTS PLAN VIEW	Vendor			Y
STRUC-1		Approval	Mechanical	Document	25542-000-V1B-MGED-00027	EDG PAD LAYOUT	Vendor			Y
STRUC-1		Approval	Mechanical	Document	25542-000-V1B-MGED-00028	EDG ASSEMBLY DRAWING	Vendor			Y
STRUC-1		Approval	Mechanical	Document	25542-000-V1B-MGED-00029	EDG ELEVATION DRAWING	Vendor			Y
STRUC-1		Approval	Mechanical	Document	25542-000-V1B-MGED-00030	EDG WALL/TRUSS DETAIL	Vendor			Y
STRUC-1		Approval	Mechanical	Document	25542-000-V1B-MGED-00031	EDG ENCLOSURE ASSEMBLY	Vendor			Y
STRUC-1		Approval	Mechanical	Document	25542-000-V1B-MGED-00032	EDG TANK DETAIL	Vendor			Y
STRUC-1		Approval	Mechanical	Document	25542-000-V1B-MGED-00033	EDG MOUNTING DETAIL	Vendor			Y
STRUC-1		Approval	Mechanical	Document	25542-000-V1B-MGED-00034	RIGGING DETAIL	Vendor			Y
STRUC-1		Approval	Civil	Document	25542-000-V1B-MPGB-00016	CLYDE UNION - GA - TURBINE DRIVEN BOILER FEED PUMP SET	Vendor			Y
STRUC-1		Approval	Civil	Document	25542-000-V1B-MPGB-00039	DRESSER - TURBINE OUTLINE FRAME - RD4	Vendor			Y
STRUC-1		Approval	Civil	Document	25542-000-V1B-MPGB-00095	GA DRAWINGS - DRESSER - SYSTEM ASSEMBLY - LUBE OIL SYSTEM	Vendor			Y
STRUC-1		Approval	Civil	Document	25542-000-V1B-MPGB-00167	BFP LUBE OIL SYSTEM FOUNDATION LOAD CALCULATION	Vendor			Y
STRUC-1		Approval	Civil	Document	25542-000-V1B-MPGB-00168	MAIN TDBFP FOUNDATION LOAD CALCULATION	Vendor			Y
STRUC-1		Approval	Civil	Document	25542-000-V1B-MPGB-00169	SUBFP FOUNDATION LOAD CALCULATION	Vendor			Y
STRUC-1		Approval	Civil	Document	25542-000-V1B-MPGB-00170	BFP TURBINE FOUNDATION LOAD CALCULATION	Vendor			Y
STRUC-1		Approval	Mechanical	Document	25542-000-V1B-MUSG-00022	FOUNDATION LOADS AND DESIGN REQUIREMENTS - UNITS 2 AND 3	Vendor			Y
STRUC-1		Approval	Mechanical	Document	25542-000-V1B-MUSG-00113	FOUNDATION ANCHOR HP25 INLET UNITS 2/3	Vendor			Y
STRUC-1		Approval	Mechanical	Document	25542-000-V1B-MUSG-00114	FOUNDATION ANCHOR HP25 OUTLET UNITS 2/3	Vendor			Y
STRUC-1		Approval	Mechanical	Document	25542-000-V1B-MUSG-00115	FOUNDATION ANCHOR M64 UNITS 2/3	Vendor			Y
STRUC-1		Approval	Mechanical	Document	25542-000-V1B-MUSG-00116	FOUNDATION ANCHOR M56 UNITS 2/3	Vendor			Y
STRUC-1		Approval	Mechanical	Document	25542-000-V1B-MUSG-00117	FOUNDATION ANCHOR M48 UNITS 2/3	Vendor			Y
STRUC-1		Approval	Mechanical	Document	25542-000-V1B-MUSG-00118	FOUNDATION ANCHOR M42 UNITS 2/3	Vendor			Y
STRUC-1		Approval	Mechanical	Document	25542-000-V1B-MUSG-00119	EMBEDDED PLATE UNITS 2/3	Vendor			Y
STRUC-1		Approval	Mechanical	Document	25542-000-V1B-MUSG-00120	FOUNDATION DETAILS VAZEL GEAR M56X6 UNITS 2/3	Vendor			Y
STRUC-1		Approval	Mechanical	Document	25542-000-V1B-MUSG-00121	FOUNDATION DETAILS SIEMENS TRLI 100 UNITS 2/3	Vendor			Y
STRUC-1		Approval	Mechanical	Document	25542-000-V1B-MUSG-00122	FOUNDATION DETAILS ST6-HP25 UNITS 2/3	Vendor			Y
STRUC-1		Approval	Mechanical	Document	25542-000-V1B-MUSG-00123	FOUNDATION DETAILS IP171-921 INLET UNITS 2/3	Vendor			Y
STRUC-1		Approval	Mechanical	Document	25542-000-V1B-MUSG-00124	TRANSITION PIECE C3 FOUNDATION DETAILS UNITS 2/3 - SHEET 1	Vendor			Y
STRUC-1		Approval	Mechanical	Document	25542-000-V1B-MUSG-00143	GENERAL ARRANGEMENT - SOUND ENCLOSURE - IVANPAH 2/3 - SHEET 1	Vendor			Y
STRUC-1		Approval	Mechanical	Document	25542-000-V1B-MUSG-00144	GENERAL ARRANGEMENT - SOUND ENCLOSURE - IVANPAH 2/3 - SHEET 2	Vendor			Y
STRUC-1		Approval	Mechanical	Document	25542-000-V1B-MUSG-00145	GENERAL ARRANGEMENT - SOUND ENCLOSURE - IVANPAH 2/3 - SHEET 3	Vendor			Y
STRUC-1		Approval	Mechanical	Document	25542-000-V1B-MUSG-00146	GENERAL ARRANGEMENT - SOUND ENCLOSURE - IVANPAH 2/3 - SHEET 4	Vendor			Y
STRUC-1		Approval	Mechanical	Document	25542-000-V1B-MUSG-00147	GENERAL ARRANGEMENT - SOUND ENCLOSURE - IVANPAH 2/3 - SHEET 5	Vendor			Y
STRUC-1		Approval	Mechanical	Document	25542-000-V1B-MUSG-00218	TRANSITION PIECE C3 FOUNDATION DETAILS UNITS 2/3 - SHEET 2	Vendor			Y
STRUC-1		Approval	Mechanical	Document	25542-000-V1B-MUSG-00235	SOUND ENCLOSURE STRUCTURAL CALCS - FOUNDATION LOADS - UNITS 2/3	Vendor			Y
STRUC-1		Approval	Mechanical	Document	25542-000-V1B-MUSG-00251	STRENGTH CHECK ON EMBEDDED DETAILS UNITS 2/3	Vendor			Y
STRUC-1		Approval	Mechanical	Document	25542-000-V1B-MUSG-00252	STEAM TURBINE FOUNDATION OUTLINE DRAWING UNITS 2/3 - SHEET 1	Vendor			Y
STRUC-1		Approval	Mechanical	Document	25542-000-V1B-MUSG-00253	STEAM TURBINE FOUNDATION OUTLINE DRAWING UNITS 2/3 - SHEET 2	Vendor			Y
STRUC-1		Approval	Mechanical	Document	25542-000-V1B-MUSG-00254	STEAM TURBINE FOUNDATION OUTLINE DRAWING UNITS 2/3 - SHEET 3	Vendor			Y
STRUC-1		Approval	Mechanical	Document	25542-000-V1B-MUSG-00255	STEAM TURBINE FOUNDATION OUTLINE DRAWING UNITS 2/3 - SHEET 4	Vendor			Y
STRUC-1		Approval	Mechanical	Document	25542-000-V1B-MUSG-00256	STEAM TURBINE FOUNDATION OUTLINE DRAWING UNITS 2/3 - SHEET 5	Vendor			Y
STRUC-1		Approval	Mechanical	Document	25542-000-V1B-MUSG-00257	STEAM TURBINE FOUNDATION OUTLINE DRAWING UNITS 2/3 - SHEET 6	Vendor			Y
STRUC-1		Approval	Mechanical	Document	25542-000-V1B-MUSG-00258	STEAM TURBINE FOUNDATION OUTLINE DRAWING UNITS 2/3 - SHEET 7	Vendor			Y
STRUC-1		Approval	Mechanical	Document	25542-000-V1B-MUSG-00259	AND 3 - PART I	Vendor			Y
STRUC-1		Approval	Mechanical	Document	25542-000-V1B-MUSG-00260	AND 3 - PART III	Vendor			Y
STRUC-1		Approval	Mechanical	Document	25542-000-V1B-MUSG-00261	AND 3 - PART III	Vendor			Y
STRUC-1		Approval	Mechanical	Document	25542-000-V1B-MUSG-00262	AND 3 - PART IV	Vendor			Y
STRUC-1		Approval	Mechanical	Document	25542-000-V1B-MUSG-00263	SOUND ENCLOSURE - PLAN AT GROUND LEVEL - UNITS 2 AND 3	Vendor			Y
STRUC-1		Approval	Mechanical	Document	25542-000-V1B-MUSG-00264	SOUND ENCLOSURE - ROOF FRAMING LEVEL - UNITS 2 AND 3	Vendor			Y
STRUC-1		Approval	Mechanical	Document	25542-000-V1B-MUSG-00265	SOUND ENCLOSURE - FRAMING ELEVATIONS - UNITS 2 AND 3	Vendor			Y
STRUC-1		Approval	Mechanical	Document	25542-000-V1B-MUSG-00266	SOUND ENCLOSURE - FRAMING ELEVATIONS - UNITS 2 AND 3	Vendor			Y
STRUC-1		Approval	Mechanical	Document	25542-000-V1B-MUSG-00267	SOUND ENCLOSURE - FRAMING ELEVATIONS - UNITS 2 AND 3	Vendor			Y
STRUC-1		Approval	Mechanical	Document	25542-000-V1B-MUSG-00268	SOUND ENCLOSURE - END CONNECTION DETAILS - UNITS 2 AND 3	Vendor			Y
STRUC-1		Approval	Mechanical	Document	25542-000-V1B-MUSG-00269	SOUND ENCLOSURE - END CONNECTION DETAILS - UNITS 2 AND 3	Vendor			Y
STRUC-1		Approval	Mechanical	Document	25542-000-V1B-MUSG-00270	SOUND ENCLOSURE - COULMN BASE PLATES - UNITS 2 AND 3	Vendor			Y
STRUC-1		Approval	Mechanical	Document	25542-000-V1B-MUSG-00271	SOUND ENCLOSURE - STRUCTURAL GENERAL NOTES - UNITS 2 AND 3	Vendor			Y
STRUC-1		Approval	Mechanical	Document	25542-000-V1B-MUSG-00272	SOUND ENCLOSURE - STRUCTURAL GENERAL NOTES - UNITS 2 AND 3	Vendor			Y
STRUC-1		Approval	Mechanical	Document	25542-000-V1B-MUVE-00019	E-HOUSE STEEL FRAMING PLANS	Vendor			Y
STRUC-1		Approval	Mechanical	Document	25542-000-V1B-MUVE-00020	E-HOUSE STEEL FRAMING ELEVATIONS	Vendor			Y
STRUC-1		Approval	Mechanical	Document	25542-000-V1B-MUVE-00030	E-HOUSE STRUCTURAL CALCULATIONS	Vendor			Y
MECH-1	NA	Approval	Civil	Document	25542-000-V1B-AKBS-00039	MECH - PSB	Vendor			Y
MECH-1	NA	Approval	Civil	Document	25542-000-V1B-AKBS-00040	MECH - PSB	Vendor			Y
MECH-1	NA	Approval	Civil	Document	25542-000-V1B-AKBS-00041	MECH - PSB	Vendor			Y
MECH-1	NA	Approval	Civil	Document	25542-000-V1B-AKBS-00042	MECH - PSB	Vendor			Y
MECH-1	NA	Approval	Civil	Document	25542-000-V1B-AKBS-00043	MECH - PSB	Vendor			Y
MECH-1	NA	Approval	Civil	Document	25542-000-V1B-AKBS-00063	MECH - PSB	Vendor			Y
MECH-1	NA	Approval	Civil	Document	25542-000-V1B-AKBS-00064	MECH - PSB	Vendor			Y
MECH-1	NA	Approval	Civil	Document	25542-000-V1B-AKBS-00065	MECH - PSB	Vendor			Y
STRUC-1		Approval	Mechanical	Document	25542-000-V1B-MBFD-00015	STRUCTURAL CALCS - GUYED STACK REACTIONS FOR SEISMIC AND WIND	Vendor			Y
STRUC-1		Approval	Mechanical	Document	25542-000-V1B-MBFD-00016	GUYED STACK REACTIONS FOR SEISMIC AND WIND	Vendor			Y
STRUC-1		Approval	Mechanical	Document	25542-000-V1B-MBFD-00022	GUY-WIRE ATTACHMENT PIPE RACK COLUMNS	Vendor			Y
STRUC-1		Approval	Mechanical	Document	25542-000-V1B-MBFD-00023	BOILER ANCHOR PLAN AND DETAILS	Vendor			Y
STRUC-1		Approval	CIVIL	Document	25542-000-V1C-UC00-00001	CALC FOR 3MP30 MONOPOLE DESIGN AND FOUNDATION DESIGN	Vendor			Y
STRUC-1		Approval	ELECTRICAL	Document	25542-000-V1C-UC00-00002	135008	Vendor			Y
STRUC-1		Approval	ELECTRICAL	Document	25542-000-V1F-EU00-00001	UNIT 2 - EEM PLAN VIEW	Vendor			Y
STRUC-1		Approval	ELECTRICAL	Document	25542-000-V1F-EU00-00002	UNIT 2 - EEM CEILING VIEW	Vendor			Y
STRUC-1		Approval	ELECTRICAL	Document	25542-000-V1F-EU00-00003	UNIT 2 - BASE DETAIL	Vendor			Y

Certification	GEN-2 Tbl. 2 (G)	Reason -	Discipline	t Type	Document Number	Title	Vendor/	Remarks	cast	Approved
STRUC-1		Approval	ELECTRICAL	Document	25542-000-V1F-EU00-00004	UNIT 2 - PLATE CUTOUT DETAIL	Vendor			Y
STRUC-1		Approval	ELECTRICAL	Document	25542-000-V1F-EU00-00005	UNIT 2 - ELEVATION	Vendor			Y
STRUC-1		Approval	ELECTRICAL	Document	25542-000-V1F-EU00-00006	UNIT 2 - ELEVATION	Vendor			Y
STRUC-1		Approval	ELECTRICAL	Document	25542-000-V1F-EU00-00027	UNIT 2 - COVER SHEET	Vendor			Y
STRUC-1		Approval	ELECTRICAL	Document	25542-000-V1F-EU00-00028	UNIT 2 - CABLE TRAY SECTION	Vendor			Y
STRUC-1		Approval	ELECTRICAL	Document	25542-000-V1F-EU00-00029	UNIT 2 - ROOF VIEW	Vendor			Y
STRUC-1		Approval	ELECTRICAL	Document	25542-000-V1F-EU00-00030	UNIT 2 - ELEVATION	Vendor			Y
STRUC-1		Approval	ELECTRICAL	Document	25542-000-V1F-EU00-00031	UNIT 2 - ROOF ASSEMBLY	Vendor			Y
STRUC-1		Approval	ELECTRICAL	Document	25542-000-V1F-EU00-00032	UNIT 2 - ROOF DETAILS	Vendor			Y
STRUC-1		Approval	ELECTRICAL	Document	25542-000-V1F-EU00-00034	UNIT 2 - STRUCTURAL CALCULATION	Vendor			Y
STRUC-1		Approval	ELECTRICAL	Document	25542-000-V1F-EU00-00035	UNIT 3 - STRUCTURAL CALCULATION	Vendor			Y
STRUC-1		Approval	ELECTRICAL	Document	25542-000-V1F-EU00-00037	UNIT 3 - COVER SHEET	Vendor			Y
STRUC-1		Approval	ELECTRICAL	Document	25542-000-V1F-EU00-00038	UNIT 3 - EEM PLAN VIEW	Vendor			Y
STRUC-1		Approval	ELECTRICAL	Document	25542-000-V1F-EU00-00039	UNIT 3 - EEM CEILING VIEW	Vendor			Y
STRUC-1		Approval	ELECTRICAL	Document	25542-000-V1F-EU00-00040	UNIT 3 - CABLE TRAY SECTION	Vendor			Y
STRUC-1		Approval	ELECTRICAL	Document	25542-000-V1F-EU00-00041	UNIT 3 - ROOF VIEW	Vendor			Y
STRUC-1		Approval	ELECTRICAL	Document	25542-000-V1F-EU00-00042	UNIT 3 - BASE DETAIL	Vendor			Y
STRUC-1		Approval	ELECTRICAL	Document	25542-000-V1F-EU00-00043	UNIT 3 - PLATE CUTOUT DETAIL	Vendor			Y
STRUC-1		Approval	ELECTRICAL	Document	25542-000-V1F-EU00-00044	UNIT 3 - ELEVATION	Vendor			Y
STRUC-1		Approval	ELECTRICAL	Document	25542-000-V1F-EU00-00045	UNIT 3 - ELEVATION	Vendor			Y
STRUC-1		Approval	ELECTRICAL	Document	25542-000-V1F-EU00-00046	UNIT 3 - ELEVATION	Vendor			Y
STRUC-1		Approval	ELECTRICAL	Document	25542-000-V1F-EU00-00047	UNIT 3 - ROOF ASSEMBLY	Vendor			Y
STRUC-1		Approval	ELECTRICAL	Document	25542-000-V1F-EU00-00048	UNIT 3 - ROOF DETAILS	Vendor			Y
STRUC-1		Approval	ELECTRICAL	Document	25542-000-V1F-EU00-00066	UNIT 2 BASE DETAIL	Vendor			Y
STRUC-1		Approval	ELECTRICAL	Document	25542-000-V1F-EU00-00067	UNIT 2 WALL COMPONENTS	Vendor			Y
STRUC-1		Approval	ELECTRICAL	Document	25542-000-V1F-EU00-00069	UNIT 2 WALL ENGINEERING DETAILS	Vendor			Y
STRUC-1		Approval	ELECTRICAL	Document	25542-000-V1F-EU00-00070	UNIT 2 FRAME ASSEMBLY	Vendor			Y
STRUC-1		Approval	ELECTRICAL	Document	25542-000-V1F-EU00-00071	UNIT 2 FRAME ASSEMBLY	Vendor			Y
STRUC-1		Approval	ELECTRICAL	Document	25542-000-V1F-EU00-00072	UNIT 2 ROOF ASSEMBLY	Vendor			Y
STRUC-1		Approval	ELECTRICAL	Document	25542-000-V1F-EU00-00073	UNIT 2 ROOF ENGINEERING DETAILS	Vendor			Y
STRUC-1		Approval	ELECTRICAL	Document	25542-000-V1F-EU00-00074	UNIT 2 ROOF COMPONENTS	Vendor			Y
STRUC-1		Approval	ELECTRICAL	Document	25542-000-V1F-EU00-00075	UNIT 3 WALL COMPONENTS	Vendor			Y
STRUC-1		Approval	ELECTRICAL	Document	25542-000-V1F-EU00-00076	UNIT 3 WALL ENGINEERING DETAILS	Vendor			Y
STRUC-1		Approval	ELECTRICAL	Document	25542-000-V1F-EU00-00077	UNIT 3 FRAME ASSEMBLY	Vendor			Y
STRUC-1		Approval	ELECTRICAL	Document	25542-000-V1F-EU00-00078	UNIT 3 FRAME ASSEMBLY	Vendor			Y
STRUC-1		Approval	ELECTRICAL	Document	25542-000-V1F-EU00-00079	UNIT 3 ROOF ASSEMBLY	Vendor			Y
STRUC-1		Approval	ELECTRICAL	Document	25542-000-V1F-EU00-00080	UNIT 3 ROOF ENGINEERING	Vendor			Y
STRUC-1		Approval	ELECTRICAL	Document	25542-000-V1F-EU00-00081	UNIT 3 ROOF COMPONENTS	Vendor			Y
STRUC-1		Approval	ELECTRICAL	Document	25542-000-V1F-EU00-00082	UNIT 3 BASE DETAIL	Vendor			Y
MECH-1		Approval	Civil	Document	25542-000-V1A-MVR0-00020	CBO REQUIRED DEAERATOR DOCUMENTATION	Vendor			Y
MECH-1	G	Approval	Plant Design	Drawing	25542-000-P4J-0000-000##	EMBEDDED/UG PIPING AND DRAINAGE NOTES, SYMBOLS AND DETAILS	Bechtel	1-1.03	Nov-	N
MECH-1	G	Reference	Plant Design	Drawing	25542-009-P0-0000-00001 & -00002	General Notes & Standard Details Embedded & Underground Piping	Bechtel		Jan-11	Y
MECH-1		Approval	Plant Design	Drawing	25542-009-P0-0000-00001	PIPING	Bechtel			Y
MECH-1		Approval	Plant Design	Drawing	25542-009-P0-0000-00002	PIPING	Bechtel			Y
MECH-1		Reference	Plant Design	Drawing	25542-001-P1-1910-00001	GENERAL ARRANGEMENT AUX BOILER AREA PLAN EL 2879-0 (100-0)	Bechtel			Y
MECH-1		Reference	Plant Design	Drawing	25542-001-P1-1910-00002	GA AUXILIARY BOILER AREA PLAN EL 2879-0	Bechtel			Y
MECH-1		Reference	Plant Design	Drawing	25542-001-P1-1910-00003	GA AUXILIARY BOILER AREA PLAN EL 2879-0	Bechtel			Y
MECH-1	NA	Reference	Plant Design	Drawing	25542-001-P1-2110-00001	(111'-8")	Bechtel		#####	Y
MECH-1	NA	Reference	Plant Design	Drawing	25542-001-P1-2120-00001	GENERAL ARRANGEMENT TURBINE AREA PLAN EL 2905'-0" (126'-0")	Bechtel		#####	Y
MECH-1	NA	Reference	Plant Design	Drawing	25542-001-P1-2130-00001	GENERAL ARRANGEMENT TURBINE AREA PLAN 2917'-3" (138'-3")	Bechtel		#####	Y
MECH-1		Reference	Plant Design	Drawing	25542-001-P1-2140-00001	GENERAL ARRANGEMENT TURBINE AREA PLAN EL 2919-0	Bechtel			Y
MECH-1	NA	Reference	Plant Design	Drawing	25542-001-P1-2190-00001	GENERAL ARRANGEMENT BOILER/TURBINE AREAS SECTION A-A	Bechtel		#####	Y
MECH-1		Reference	Plant Design	Drawing	25542-001-P1-0010-00001	PLOT PLAN POWER BLOCK UNIT 1	Bechtel			Y
MECH-1		Reference	Plant Design	Drawing	25542-002-P1-0010-00001	PLOT PLAN POWER BLOCK UNIT 2	Bechtel			Y
MECH-1		Reference	Plant Design	Drawing	25542-003-P1-0010-00001	PLOT PLAN POWER BLOCK UNIT 3	Bechtel			Y
MECH-1	NA	Reference	Plant Design	Drawing	25542-001-P1-1010-00001	GENERAL ARRANGEMENT SRSG TOWER PLAN EL. 2879'-0" (100'-0")	Bechtel		#####	Y
MECH-1	NA	Reference	Plant Design	Drawing	25542-001-P1-1020-00001	GENERAL ARRANGEMENT SRSG TOWER PLAN EL. 2899'-0" (120'-0")	Bechtel		#####	Y
MECH-1	NA	Reference	Plant Design	Drawing	25542-001-P1-1030-00001	GENERAL ARRANGEMENT SRSG TOWER PLAN EL. 2919'-0" (140'-0")	Bechtel		#####	Y
MECH-1	NA	Reference	Plant Design	Drawing	25542-001-P1-1040-00001	GENERAL ARRANGEMENT SRSG TOWER PLAN EL. 2959'-0" (180'-0")	Bechtel		#####	Y
MECH-1	NA	Reference	Plant Design	Drawing	25542-001-P1-1050-00001	(395'-0") AND EL. 3194'-0" (415'-0")	Bechtel		#####	Y
MECH-1		Reference	plant design	Drawing	25542-001-P1-3710-00001	IN)	Bechtel			Y
MECH-1		Reference	plant design	Drawing	25542-001-P1-3710-00002	IN)	Bechtel			Y
MECH-1		Reference	plant design	Drawing	25542-001-P1-3710-00003	IN)	Bechtel			Y
MECH-1	NA	Approval	plant design	Drawing	25542-001-P1-3710-00004	IN)	Bechtel			Y
MECH-1		Reference	plant design	Drawing	25542-001-P1-7110-00001	GA WT AREA PLAN EL 2879-0 (100FT-0IN)	Bechtel			Y
MECH-1		Reference	plant design	Drawing	25542-001-P1-7110-00002	GA WT AREA PLAN EL 2879-0 (100FT-0IN)	Bechtel			Y
MECH-1		Reference	plant design	Drawing	25542-001-P1-7110-00003	GA WT AREA PLAN EL 2879-0 (100FT-0IN)	Bechtel			Y
MECH-1		Reference	plant design	Drawing	25542-001-P1-7110-00004	GA WT AREA PLAN EL 2879-0 (100FT-0IN)	Bechtel			Y
MECH-1	NA	Reference	Plant Design	Drawing	25542-001-P1-7210-00001, -00002, & -000	0")	Bechtel		#####	
MECH-1		Reference	plant design	Drawing	25542-001-P1-7210-00001	ACC AREA GENERAL ARRANGEMENT PLAN EL 2879-0	Bechtel			Y
MECH-1	NA	Reference	plant design	Drawing	25542-001-P1-7210-00002	ACC AREA GENERAL ARRANGEMENT PLAN EL 2879-0	Bechtel			Y
MECH-1	NA	Reference	plant design	Drawing	25542-001-P1-7210-00003	ACC AREA GENERAL ARRANGEMENT PLAN EL 2879-0	Bechtel			Y
MECH-1	NA	Reference	Plant Design	Drawing	25542-000-P1-1910-000##	GENERAL ARRANGEMENT-AUXILIARY BOILER PLAN AT GRADE	Bechtel		Jun-11	
MECH-1	NA	Reference	Plant Design	Drawing	25542-000-P1-1990-000##	GENERAL ARRANGEMENT-AUXILIARY BOILER SECTIONS & DETAILS	Bechtel		Jun-11	
MECH-1	NA	Reference	Plant Design	Drawing	25542-000-P1-7110-000##	GENERAL ARRANGEMENT-WATER TREATMENT AREA PLAN AT GRADE	Bechtel		Jun-11	
MECH-1	NA	Reference	Plant Design	Drawing	25542-000-P1-7190-000##	GENERAL ARRANGEMENT-WATER TREATMENT AREA SECTIONS & DETAILS	Bechtel		Jun-11	
MECH-1	NA	Reference	Plant Design	Drawing	25542-000-P1-7910-000##	GENERAL ARRANGEMENT-OILY WATER SEPARATOR PLAN AT GRADE	Bechtel		Jun-11	
MECH-1	NA	Reference	Plant Design	Drawing	25542-000-P1-7990-000##	GENERAL ARRANGEMENT-OILY WATER SEPARATOR SECTIONS & DETAILS	Bechtel		Jun-11	
MECH-1	NA	Reference	Plant Design	Drawing	25542-000-P1-3710-000##	GENERAL ARRANGEMENT-EMERGENCY DIESEL GENERATOR PLAN AT GRADE	Bechtel		Jun-11	
MECH-1	NA	Reference	Plant Design	Drawing	25542-000-P1-3790-000##	DETAILS	Bechtel		Jun-11	
MECH-1		Reference	Plant Design	Drawing	25542-002-P1-1010-00001	GA SRSG TOWER PLAN EL 3029-0	Bechtel			Y
MECH-1		Reference	Plant Design	Drawing	25542-002-P1-1020-00001	GA SRSG TOWER PLAN EL 3049-0	Bechtel			Y
MECH-1		Reference	Plant Design	Drawing	25542-002-P1-1030-00001	GA SRSG TOWER PLAN EL 3069-0	Bechtel			Y
MECH-1		Reference	Plant Design	Drawing	25542-002-P1-1040-00001	GA SRSG TOWER PLAN EL 3109-0	Bechtel			Y
MECH-1		Reference	Plant Design	Drawing	25542-002-P1-1050-00001	GA SRSG TOWER PLAN EL 3305-0, EL 3324-6 AND EL 3344-0	Bechtel			Y
MECH-1		Reference	Plant Design	Drawing	25542-002-P1-1910-00001	GENERAL ARRANGEMENT AUX BOILER AREA PLAN EL 3029-0 (100-0)	Bechtel			Y
MECH-1		Reference	Plant Design	Drawing	25542-002-P1-1910-00002	GENERAL ARRANGEMENT AUX BOILER AREA PLAN EL 3029-0 (100-0)	Bechtel			Y
MECH-1		Reference	Plant Design	Drawing	25542-002-P1-1910-00003	GENERAL ARRANGEMENT AUX BOILER AREA PLAN EL 3029-0 (100-0)	Bechtel			Y
MECH-1		Reference	Plant Design	Drawing	25542-002-P1-2110-00001	GA-TURBINE AREA PLAN EL 3029-0	Bechtel			Y
MECH-1		Reference	Plant Design	Drawing	25542-002-P1-2120-00001	GA-TURBINE AREA PLAN EL 3040-8	Bechtel			Y
MECH-1		Reference	Plant Design	Drawing	25542-002-P1-2130-00001	GA-TURBINE AREA PLAN EL 3055-0	Bechtel			Y
MECH-1		Reference	Plant Design	Drawing	25542-002-P1-2140-00001	GA-TURBINE AREA PLAN EL 3069-0	Bechtel			Y
MECH-1		Reference	Plant Design	Drawing	25542-002-P1-2190-00001	GA - TURBINE -BOILER AREA SECTION A-A	Bechtel			Y
MECH-1		Reference	Plant Design	Drawing	25542-002-P1-3710-00001	GA SWITCHYARD AREA PLAN EL 3029-0	Bechtel			Y
MECH-1		Reference	Plant Design	Drawing	25542-002-P1-3710-00002	GA SWITCHYARD AREA PLAN EL 3029-0	Bechtel			Y
MECH-1		Reference	Plant Design	Drawing	25542-002-P1-3710-00003	GA SWITCHYARD AREA PLAN EL 3029-0	Bechtel			Y
MECH-1		Reference	Plant Design	Drawing	25542-002-P1-3710-00004	GA SWITCHYARD AREA PLAN EL 3029-0	Bechtel			Y
MECH-1		Reference	Plant Design	Drawing	25542-002-P1-7110-00001	GA WATER TREATMENT AREA EL 3029-0	Bechtel			Y
MECH-1		Reference	Plant Design	Drawing	25542-002-P1-7110-00002	GA WATER TREATMENT AREA EL 3029-0	Bechtel			Y
MECH-1		Reference	Plant Design	Drawing	25542-002-P1-7110-00003	GA WATER TREATMENT AREA EL 3029-0	Bechtel			Y

Certification	GEN-2 Tbl. 2 (G)	Reason -	Discipline	t Type	Document Number	Title	Vendor/	Remarks	cast	Approved
MECH-1		Reference	Plant Design	Drawing	25542-002-P1-7110-00004	GA WATER TREATMENT AREA EL 3029-0	Bechtel			Y
MECH-1		Reference	Plant Design	Drawing	25542-002-P1-7210-00001	GA AIR COOLED CONDENSER AREA PLAN EL 3029-0	Bechtel			Y
MECH-1		Reference	Plant Design	Drawing	25542-002-P1-7210-00002	AIR COOLED CONDENSER AREA GA PLAN EL 3029-0	Bechtel			Y
MECH-1		Reference	Plant Design	Drawing	25542-002-P1-7210-00003	AIR COOLED CONDENSER AREA GA PLAN EL 3029-0	Bechtel			Y
MECH-1		Reference	Plant Design	Drawing	25542-003-P1-3710-00001	GA SWITCHYARD AREA PLAN EL 3188-0	Bechtel			Y
MECH-1		Reference	Plant Design	Drawing	25542-003-P1-3710-00002	GA SWITCHYARD AREA PLAN EL 3188-0	Bechtel			Y
MECH-1		Reference	Plant Design	Drawing	25542-003-P1-3710-00003	GA SWITCHYARD AREA PLAN EL 3188-0	Bechtel			Y
MECH-1		Reference	Plant Design	Drawing	25542-003-P1-3710-00004	GA SWITCHYARD AREA PLAN EL 3188-0	Bechtel			Y
MECH-1		Reference	Plant Design	Drawing	25542-003-P1-7110-00001	GA WATER TREATMENT AREA EL 3188-0	Bechtel			Y
MECH-1		Reference	Plant Design	Drawing	25542-003-P1-7110-00002	GA WATER TREATMENT AREA EL 3188-0	Bechtel			Y
MECH-1		Reference	Plant Design	Drawing	25542-003-P1-7110-00003	GA WATER TREATMENT AREA EL 3188-0	Bechtel			Y
MECH-1		Reference	Plant Design	Drawing	25542-003-P1-7110-00004	GA WATER TREATMENT AREA EL 3188-0	Bechtel			Y
MECH-1		Reference	Plant Design	Drawing	25542-003-P1-7210-00001	GA AIR COOLED CONDENSER AREA PLAN EL 3188-0	Bechtel			Y
MECH-1		Reference	Plant Design	Drawing	25542-003-P1-7210-00002	AIR COOLED CONDENSER AREA GA PLAN EL 3188-0	Bechtel			Y
MECH-1		Reference	Plant Design	Drawing	25542-003-P1-7210-00003	AIR COOLED CONDENSER AREA GA PLAN EL 3188-0	Bechtel			Y
MECH-1		Reference	Plant Design	Drawing	25542-003-P1-1010-00001	GA SRSG TOWER PLAN EL 3188-0	Bechtel			Y
MECH-1		Reference	Plant Design	Drawing	25542-003-P1-1020-00001	GA SRSG TOWER PLAN EL 3208-0	Bechtel			Y
MECH-1		Reference	Plant Design	Drawing	25542-003-P1-1030-00001	GA SRSG TOWER PLAN EL 3228-0	Bechtel			Y
MECH-1		Reference	Plant Design	Drawing	25542-003-P1-1040-00001	GA SRSG TOWER PLAN EL 3268-0	Bechtel			Y
MECH-1		Reference	Plant Design	Drawing	25542-003-P1-1050-00001	GA SRSG TOWER PLAN EL 3464-0, EL 3483-6 AND EL 3503-0	Bechtel			Y
MECH-1		Reference	Plant Design	Drawing	25542-003-P1-1910-00001	GA-AUX BOILER AREA PLAN EL 3188-0 (100-0)	Bechtel			Y
MECH-1		Reference	Plant Design	Drawing	25542-003-P1-1910-00002	GA-AUX BOILER AREA PLAN EL 3188-0 (100-0)	Bechtel			Y
MECH-1		Reference	Plant Design	Drawing	25542-003-P1-1910-00003	GA-AUX BOILER AREA PLAN EL 3188-0 (100-0)	Bechtel			Y
MECH-1		Reference	Plant Design	Drawing	25542-003-P1-2110-00001	GA-TURBINE AREA PLAN EL 3188-0	Bechtel			Y
MECH-1		Reference	Plant Design	Drawing	25542-003-P1-2120-00001	GA-TURBINE AREA PLAN EL 3199-8	Bechtel			Y
MECH-1		Reference	Plant Design	Drawing	25542-003-P1-2130-00001	GA-TURBINE AREA PLAN EL 3214-0	Bechtel			Y
MECH-1		Reference	Plant Design	Drawing	25542-003-P1-2140-00001	GA-TURBINE AREA PLAN EL 3228-0	Bechtel			Y
MECH-1		Reference	Plant Design	Drawing	25542-003-P1-2190-00001	GA-TURBINE-BOILER AREA SECTION A-A	Bechtel			Y
MECH-1		Reference	Plant Design	Drawing	25542-009-P1-0010-00001	PLOT PLAN COMMON AREA	Bechtel			Y
MECH-1		Reference	Plant Design	Drawing	25542-009-P1-7610-00001	GA-COMMON AREA FIRE-RAW WATER LAYOUT PLAN EL 3001-0	Bechtel			Y
MECH-1	NA	Reference	Plant Design	Drawing	25542-009-P1-7610-000##	GENERAL ARRANGEMENT- COMMON AREA PLAN AT GRADE	Bechtel		Jun-11	
MECH-1	NA	Reference	Plant Design	Drawing	25542-009-P1-7690-000##	GENERAL ARRANGEMENT- COMMON AREA PLAN AT GRADE	Bechtel		Jun-11	
MECH-1	NA	Reference	Plant Design	Drawing	25542-009-P1-7510-000##	GENERAL ARRANGEMENT-COMMON AREA SECTIONS & DETAILS	Bechtel		Jun-11	
		Approval	Plant Design	Drawing	25542-001-P30-AB-00027	STEAM TURBINE	Bechtel			Y
MECH-1		Approval	Plant Design	Drawing	25542-001-P30-AB-00028	STEAM TURBINE	Bechtel			Y
MECH-1		Approval	Plant Design	Drawing	25542-001-P30-AB-00029	STEAM TURBINE	Bechtel			Y
MECH-1		Approval	Plant Design	Drawing	25542-001-P30-AB-00030	STEAM TURBINE	Bechtel			Y
MECH-1		Approval	Plant Design	Drawing	25542-001-P30-AB-00031	STEAM TURBINE	Bechtel			Y
MECH-1		Approval	Plant Design	Drawing	25542-001-P30-AB-00032	STEAM TURBINE	Bechtel			Y
MECH-1		Approval	Plant Design	Drawing	25542-001-P30-AB-00033	STEAM TURBINE	Bechtel			Y
MECH-1		Approval	Plant Design	Drawing	25542-001-P30-AB-00034	STEAM TURBINE	Bechtel			Y
MECH-1		Approval	Plant Design	Drawing	25542-001-P30-AB-00035	STEAM TURBINE	Bechtel			Y
MECH-1		Approval	Plant Design	Drawing	25542-001-P30-AB-00036	STEAM TURBINE	Bechtel			Y
MECH-1		Approval	Plant Design	Drawing	25542-001-P30-AB-00037	STEAM TURBINE	Bechtel			Y
MECH-1		Approval	Plant Design	Drawing	25542-001-P30-AB-00038	STEAM TURBINE	Bechtel			Y
MECH-1		Approval	Plant Design	Drawing	25542-001-P30-AB-00039	STEAM TURBINE	Bechtel			Y
MECH-1		Approval	Plant Design	Drawing	25542-001-P30-AB-00040	BYPASS	Bechtel			Y
MECH-1		Approval	Plant Design	Drawing	25542-001-P30-AB-00041	DUCT	Bechtel			Y
MECH-1		Approval	Plant Design	Drawing	25542-001-P30-AB-00048	STEAM TURBINE	Bechtel			Y
MECH-1		Approval	Plant Design	Drawing	25542-001-P30-AB-00050	STEAM TURBINE	Bechtel			Y
MECH-1		Approval	Plant Design	Drawing	25542-001-P30-AB-00067	LARGE BORE PIPING - MAIN STEAM SYSTEM - LP BYPASS TO ACC DUCT	Bechtel			Y
MECH-1		Approval	Plant Design	Drawing	25542-001-P30-AB-00068	FROM HRH TO LP BYPASS	Bechtel			Y
MECH-1		Approval	Plant Design	Drawing	25542-001-P30-AB-00071	DUCT	Bechtel			Y
MECH-1		Approval	Plant Design	Drawing	25542-001-P30-AB-00080	HRH	Bechtel			Y
MECH-1		Approval	Plant Design	Drawing	25542-001-P30-AB-00081	HRH	Bechtel			Y
MECH-1	G	Approval	Plant Design	Drawing	25542-001-P30-AB-00001 to -00***	TO STEAM TURBINE	Bechtel	MECH-1-1-1.06	Nov-	Y
MECH-1	G	Approval	Plant Design	Drawing	25542-001-P30-AE-00001 to -00***	FEED WATER PUMP SUCTION	Bechtel		#####	N
MECH-1		Approval	Plant Design	Calculation	25542-000-P6C-AB-00002	CALCULATION	Bechtel			Y
MECH-1	G	Reference	Plant Design	Calculation	25542-000-P6C-AE-00002	BOILER FEED PUMPS	Bechtel			Y
MECH-1	G	Approval	Plant Design	Drawing	25542-001-P31-AE-00001	LARGE BORE PIPING ISOMETRIC - FEEDWATER SYSTEM	Bechtel			Y
MECH-1	G	Approval	Plant Design	Drawing	25542-001-P31-AE-00002	LARGE BORE PIPING ISOMETRIC - FEEDWATER SYSTEM	Bechtel			Y
MECH-1	G	Approval	Plant Design	Drawing	25542-001-P31-AE-00003	LARGE BORE PIPING ISOMETRIC - FEEDWATER SYSTEM	Bechtel			Y
MECH-1	G	Approval	Plant Design	Drawing	25542-001-P31-AE-00004	LARGE BORE PIPING ISOMETRIC - FEEDWATER SYSTEM	Bechtel			Y
MECH-1	G	Approval	Plant Design	Drawing	25542-001-P31-AE-00005	LARGE BORE PIPING ISOMETRIC - FEEDWATER SYSTEM	Bechtel			Y
MECH-1	G	Approval	Plant Design	Drawing	25542-001-P31-AE-00006	LARGE BORE PIPING ISOMETRIC - FEEDWATER SYSTEM	Bechtel			Y
MECH-1	G	Approval	Plant Design	Drawing	25542-001-P31-AE-00009	LARGE BORE PIPING ISOMETRIC - FEEDWATER SYSTEM	Bechtel			Y
MECH-1	G	Approval	Plant Design	Drawing	25542-001-P31-AE-00010	LARGE BORE PIPING ISOMETRIC - FEEDWATER SYSTEM	Bechtel			Y
MECH-1	G	Approval	Plant Design	Drawing	25542-001-P31-AE-00044	LARGE BORE PIPING ISOMETRIC - FEEDWATER SYSTEM	Bechtel			Y
MECH-1	G	Approval	Plant Design	Drawing	25542-001-P31-AE-00047	LARGE BORE PIPING ISOMETRIC - FEEDWATER SYSTEM	Bechtel			Y
MECH-1	G	Approval	Plant Design	Drawing	25542-001-P31-AE-00050	LARGE BORE PIPING ISOMETRIC - FEEDWATER SYSTEM	Bechtel			Y
MECH-1		Approval	Plant Design	Drawing	25542-001-P31-AE-00060	LARGE BORE PIPING ISOMETRIC - FEEDWATER SYSTEM	Bechtel			Y
MECH-1		Approval	Plant Design	Drawing	25542-001-P31-FG-00001	BOILER	Bechtel			Y
MECH-1		Approval	Plant Design	Drawing	25542-001-P31-FG-00002	BOILER	Bechtel			Y
MECH-1		Approval	Plant Design	Drawing	25542-001-P31-FG-00003	RECEIVER	Bechtel			Y
MECH-1		Approval	Plant Design	Drawing	25542-001-P31-FG-00004	AND NIGHT PRESERVATION BOILERS	Bechtel			Y
MECH-1		Approval	Plant Design	Drawing	25542-001-P31-FG-00005	AND NIGHT PRESERVATION BOILERS	Bechtel			Y
MECH-1		Approval	Plant Design	Drawing	25542-001-P31-FG-00006	BOILER	Bechtel			Y
MECH-1		Approval	Plant Design	Drawing	25542-001-P31-FG-00007	AND NIGHT PRESERVATION BOILERS	Bechtel			Y
MECH-1		Approval	Plant Design	Drawing	25542-001-P31-FG-00008	AND NIGHT PRESERVATION BOILERS	Bechtel			Y
MECH-1		Approval	Plant Design	Drawing	25542-001-P31-FG-00009	AND NIGHT PRESERVATION BOILERS	Bechtel			Y
MECH-1		Approval	Plant Design	Drawing	25542-001-P31-FG-00010	ATMOSPHERE	Bechtel			Y
MECH-1		Approval	Plant Design	Drawing	25542-001-P31-PF-00001	LARGE BORE PIPE ISOMETRIC - FIRE PROTECTION SYSTEM - UNIT 1	Bechtel			Y
MECH-1		Approval	Plant Design	Drawing	25542-001-P31-PF-00002	LARGE BORE PIPE ISOMETRIC - FIRE PROTECTION SYSTEM - UNIT 1	Bechtel			Y
MECH-1		Approval	Plant Design	Drawing	25542-001-P31-PF-00003	LARGE BORE PIPE ISOMETRIC - FIRE PROTECTION SYSTEM - UNIT 1	Bechtel			Y
MECH-1		Approval	Plant Design	Drawing	25542-001-P31-PF-00004	LARGE BORE PIPE ISOMETRIC - FIRE PROTECTION SYSTEM - UNIT 1	Bechtel			Y
MECH-1		Approval	Plant Design	Drawing	25542-001-P31-PF-00005	LARGE BORE PIPE ISOMETRIC - FIRE PROTECTION SYSTEM - UNIT 1	Bechtel			Y
MECH-1		Approval	Plant Design	Drawing	25542-001-P31-PF-00006	LARGE BORE PIPE ISOMETRIC - FIRE PROTECTION SYSTEM - UNIT 1	Bechtel			Y
MECH-1		Approval	Plant Design	Drawing	25542-001-P33-PF-00001	SMALL BORE PIPE ISOMETRIC - FIRE PROTECTION SYSTEM - UNIT 1	Bechtel			Y
MECH-1		Approval	Plant Design	Drawing	25542-001-P33-FG-00001	SMALL BORE PIPING ISOMETRIC NATURAL GAS SYSTEM UINT 1	Bechtel			Y
MECH-1		Approval	Plant Design	Drawing	25542-001-P33-FG-00002	SMALL BORE PIPING ISOMETRIC NATURAL GAS SYSTEM UINT 1	Bechtel			Y
MECH-1		Approval	Plant Design	Drawing	25542-001-P33-FG-00003	SMALL BORE PIPING ISOMETRIC NATURAL GAS SYSTEM UINT 1	Bechtel			Y
MECH-1		Approval	Plant Design	Drawing	25542-001-P33-FG-00004	SMALL BORE PIPING ISOMETRIC NATURAL GAS SYSTEM UINT 1	Bechtel			Y
MECH-1		Approval	Plant Design	Drawing	25542-001-P33-FG-00005	SMALL BORE PIPING ISOMETRIC NATURAL GAS SYSTEM UINT 1	Bechtel			Y
MECH-1		Approval	Plant Design	Drawing	25542-001-P33-FG-00006	SMALL BORE PIPING ISOMETRIC NATURAL GAS SYSTEM UINT 1	Bechtel			Y
MECH-1		Approval	Plant Design	Drawing	25542-001-P33-FG-00007	SMALL BORE PIPING ISOMETRIC NATURAL GAS SYSTEM UINT 1	Bechtel			Y
MECH-1		Approval	Plant Design	Drawing	25542-001-P33-FG-00008	SMALL BORE PIPING ISOMETRIC NATURAL GAS SYSTEM UINT 1	Bechtel			Y
MECH-1		Approval	Plant Design	Drawing	25542-001-P33-FG-00009	SMALL BORE PIPING ISOMETRIC NATURAL GAS SYSTEM UINT 1	Bechtel			Y
MECH-1		Approval	Plant Design	Drawing	25542-001-P33-FG-00010	SMALL BORE PIPING ISOMETRIC NATURAL GAS SYSTEM UINT 1	Bechtel			Y
MECH-1		Approval	Plant Design	Drawing	25542-001-P33-FG-00011	SMALL BORE PIPING ISOMETRIC NATURAL GAS SYSTEM UINT 1	Bechtel			Y
MECH-1		Approval	Plant Design	Drawing	25542-001-P33-FG-00012	SMALL BORE PIPING ISOMETRIC NATURAL GAS SYSTEM UINT 1	Bechtel			Y

Certification	GEN-2 Tbl. 2 (G)	Reason -	Discipline	t Type	Document Number	Title	Vendor/	Remarks	cast	Approved
MECH-1		Approval	Plant Design	Drawing	25542-001-P33-FG-00013	PRESERVATION BOILER	Bechtel			Y
MECH-1		Approval	Plant Design	Drawing	25542-001-P33-FG-00014	SMALL BORE PIPING ISOMETRIC NATURAL GAS SYSTEM UINT 1	Bechtel			Y
MECH-1		Approval	Plant Design	Drawing	25542-001-P33-FG-00015	PRESERVATION BOILER	Bechtel			Y
MECH-1		Approval	Plant Design	Drawing	25542-001-P33-FG-00016	PRESERVATION BOILER	Bechtel			Y
MECH-1		Approval	Plant Design	Drawing	25542-001-P33-FG-00017	VENT TO ATMOS	Bechtel			Y
MECH-1		Approval	Plant Design	Drawing	25542-001-P33-FG-00018	VENT TO ATMOS	Bechtel			Y
MECH-1		Approval	Plant Design	Drawing	25542-009-P31-FG-00009	AND NIGHT PRESERVATION BOILERS	Bechtel			Y
MECH-1		Approval	Plant Design	Drawing	25542-009-P31-FG-00010	AND NIGHT PRESERVATION BOILERS	Bechtel			Y
MECH-1		Approval	Plant Design	Drawing	25542-002-P30-AB-00027	STEAM TURBINE	Bechtel			Y
MECH-1		Approval	Plant Design	Drawing	25542-002-P30-AB-00028	STEAM TURBINE	Bechtel			Y
MECH-1		Approval	Plant Design	Drawing	25542-002-P30-AB-00029	STEAM TURBINE	Bechtel			Y
MECH-1		Approval	Plant Design	Drawing	25542-002-P30-AB-00030	STEAM TURBINE	Bechtel			Y
MECH-1		Approval	Plant Design	Drawing	25542-002-P30-AB-00031	STEAM TURBINE	Bechtel			Y
MECH-1		Approval	Plant Design	Drawing	25542-002-P30-AB-00032	STEAM TURBINE	Bechtel			Y
MECH-1		Approval	Plant Design	Drawing	25542-002-P30-AB-00033	STEAM TURBINE	Bechtel			Y
MECH-1		Approval	Plant Design	Drawing	25542-002-P30-AB-00034	STEAM TURBINE	Bechtel			Y
MECH-1		Approval	Plant Design	Drawing	25542-002-P30-AB-00035	STEAM TURBINE	Bechtel			Y
MECH-1		Approval	Plant Design	Drawing	25542-002-P30-AB-00036	STEAM TURBINE	Bechtel			Y
MECH-1		Approval	Plant Design	Drawing	25542-002-P30-AB-00037	STEAM TURBINE	Bechtel			Y
MECH-1		Approval	Plant Design	Drawing	25542-002-P30-AB-00038	STEAM TURBINE	Bechtel			Y
MECH-1		Approval	Plant Design	Drawing	25542-002-P30-AB-00039	STEAM TURBINE	Bechtel			Y
MECH-1		Approval	Plant Design	Drawing	25542-002-P30-AB-00040	BYPASS	Bechtel			Y
MECH-1		Approval	Plant Design	Drawing	25542-002-P30-AB-00041	DUCT	Bechtel			Y
MECH-1		Approval	Plant Design	Drawing	25542-002-P30-AB-00048	STEAM TURBINE	Bechtel			Y
MECH-1		Approval	Plant Design	Drawing	25542-002-P30-AB-00050	STEAM TURBINE	Bechtel			Y
MECH-1		Approval	Plant Design	Drawing	25542-002-P30-AB-00067	DUCT	Bechtel			Y
MECH-1		Approval	Plant Design	Drawing	25542-002-P30-AB-00068	FROM HRH TO LP BYPASS	Bechtel			Y
MECH-1		Approval	Plant Design	Drawing	25542-002-P30-AB-00071	DUCT	Bechtel			Y
MECH-1		Approval	Plant Design	Drawing	25542-002-P30-AB-00080	HRH	Bechtel			Y
MECH-1		Approval	Plant Design	Drawing	25542-002-P30-AB-00081	HRH	Bechtel			Y
MECH-1		Approval	Plant Design	Drawing	25542-002-P31-AE-00001	LARGE BORE PIPING ISOMETRIC - FEEDWATER SYSTEM	Bechtel			Y
MECH-1		Approval	Plant Design	Drawing	25542-002-P31-AE-00002	LARGE BORE PIPING ISOMETRIC - FEEDWATER SYSTEM	Bechtel			Y
MECH-1		Approval	Plant Design	Drawing	25542-002-P31-AE-00003	LARGE BORE PIPING ISOMETRIC - FEEDWATER SYSTEM	Bechtel			Y
MECH-1		Approval	Plant Design	Drawing	25542-002-P31-AE-00004	LARGE BORE PIPING ISOMETRIC - FEEDWATER SYSTEM	Bechtel			Y
MECH-1		Approval	Plant Design	Drawing	25542-002-P31-AE-00005	LARGE BORE PIPING ISOMETRIC - FEEDWATER SYSTEM	Bechtel			Y
MECH-1		Approval	Plant Design	Drawing	25542-002-P31-AE-00006	LARGE BORE PIPING ISOMETRIC - FEEDWATER SYSTEM	Bechtel			Y
MECH-1		Approval	Plant Design	Drawing	25542-002-P31-AE-00009	LARGE BORE PIPING ISOMETRIC - FEEDWATER SYSTEM	Bechtel			Y
MECH-1		Approval	Plant Design	Drawing	25542-002-P31-AE-00010	LARGE BORE PIPING ISOMETRIC - FEEDWATER SYSTEM	Bechtel			Y
MECH-1		Approval	Plant Design	Drawing	25542-002-P31-AE-00044	LARGE BORE PIPING ISOMETRIC - FEEDWATER SYSTEM	Bechtel			Y
MECH-1		Approval	Plant Design	Drawing	25542-002-P31-AE-00047	LARGE BORE PIPING ISOMETRIC - FEEDWATER SYSTEM	Bechtel			Y
MECH-1		Approval	Plant Design	Drawing	25542-002-P31-AE-00050	LARGE BORE PIPING ISOMETRIC - FEEDWATER SYSTEM	Bechtel			Y
MECH-1		Approval	Plant Design	Drawing	25542-002-P31-AE-00060	LARGE BORE PIPING ISOMETRIC - FEEDWATER SYSTEM	Bechtel			Y
MECH-1		Approval	Plant Design	Drawing	25542-002-P31-FG-00001	BOILER	Bechtel			Y
MECH-1		Approval	Plant Design	Drawing	25542-002-P31-FG-00002	BOILER	Bechtel			Y
MECH-1		Approval	Plant Design	Drawing	25542-002-P31-FG-00003	RECEIVER	Bechtel			Y
MECH-1		Approval	Plant Design	Drawing	25542-002-P31-FG-00004	AND NIGHT PRESERVATION BOILERS	Bechtel			Y
MECH-1		Approval	Plant Design	Drawing	25542-002-P31-FG-00005	AND NIGHT PRESERVATION BOILERS	Bechtel			Y
MECH-1		Approval	Plant Design	Drawing	25542-002-P31-FG-00006	BOILER	Bechtel			Y
MECH-1		Approval	Plant Design	Drawing	25542-002-P31-FG-00007	AND NIGHT PRESERVATION BOILERS	Bechtel			Y
MECH-1		Approval	Plant Design	Drawing	25542-002-P31-FG-00008	AND NIGHT PRESERVATION BOILERS	Bechtel			Y
MECH-1		Approval	Plant Design	Drawing	25542-002-P31-FG-00009	AND NIGHT PRESERVATION BOILERS	Bechtel			Y
MECH-1		Approval	Plant Design	Drawing	25542-002-P31-FG-00010	ATMOSPHERE	Bechtel			Y
MECH-1		Approval	Plant Design	Drawing	25542-002-P31-PF-00001	LARGE BORE PIPE ISOMETRIC - FIRE PROTECTION SYSTEM - UNIT 2	Bechtel			Y
MECH-1		Approval	Plant Design	Drawing	25542-002-P31-PF-00002	LARGE BORE PIPE ISOMETRIC - FIRE PROTECTION SYSTEM - UNIT 2	Bechtel			Y
MECH-1		Approval	Plant Design	Drawing	25542-002-P31-PF-00003	LARGE BORE PIPE ISOMETRIC - FIRE PROTECTION SYSTEM - UNIT 2	Bechtel			Y
MECH-1		Approval	Plant Design	Drawing	25542-002-P31-PF-00004	LARGE BORE PIPE ISOMETRIC - FIRE PROTECTION SYSTEM - UNIT 2	Bechtel			Y
MECH-1		Approval	Plant Design	Drawing	25542-002-P31-PF-00005	LARGE BORE PIPE ISOMETRIC - FIRE PROTECTION SYSTEM - UNIT 2	Bechtel			Y
MECH-1		Approval	Plant Design	Drawing	25542-002-P31-PF-00006	LARGE BORE PIPE ISOMETRIC - FIRE PROTECTION SYSTEM - UNIT 2	Bechtel			Y
MECH-1		Approval	Plant Design	Drawing	25542-002-P33-PF-00001	SMALL BORE PIPE ISOMETRIC - FIRE PROTECTION SYSTEM - UNIT 2	Bechtel			Y
MECH-1		Approval	Plant Design	Drawing	25542-002-P33-FG-00001	SMALL BORE PIPING ISOMETRIC - NATURAL GAS SYSTEM UNIT 2	Bechtel			Y
MECH-1		Approval	Plant Design	Drawing	25542-002-P33-FG-00002	SMALL BORE PIPING ISOMETRIC - NATURAL GAS SYSTEM UNIT 2	Bechtel			Y
MECH-1		Approval	Plant Design	Drawing	25542-002-P33-FG-00003	SMALL BORE PIPING ISOMETRIC - NATURAL GAS SYSTEM UNIT 2	Bechtel			Y
MECH-1		Approval	Plant Design	Drawing	25542-002-P33-FG-00004	SMALL BORE PIPING ISOMETRIC - NATURAL GAS SYSTEM UNIT 2	Bechtel			Y
MECH-1		Approval	Plant Design	Drawing	25542-002-P33-FG-00005	SMALL BORE PIPING ISOMETRIC - NATURAL GAS SYSTEM UNIT 2	Bechtel			Y
MECH-1		Approval	Plant Design	Drawing	25542-002-P33-FG-00006	SMALL BORE PIPING ISOMETRIC - NATURAL GAS SYSTEM UNIT 2	Bechtel			Y
MECH-1		Approval	Plant Design	Drawing	25542-002-P33-FG-00007	SMALL BORE PIPING ISOMETRIC - NATURAL GAS SYSTEM UNIT 2	Bechtel			Y
MECH-1		Approval	Plant Design	Drawing	25542-002-P33-FG-00008	SMALL BORE PIPING ISOMETRIC - NATURAL GAS SYSTEM UNIT 2	Bechtel			Y
MECH-1		Approval	Plant Design	Drawing	25542-002-P33-FG-00009	SMALL BORE PIPING ISOMETRIC - NATURAL GAS SYSTEM UNIT 2	Bechtel			Y
MECH-1		Approval	Plant Design	Drawing	25542-002-P33-FG-00010	SMALL BORE PIPING ISOMETRIC - NATURAL GAS SYSTEM UNIT 2	Bechtel			Y
MECH-1		Approval	Plant Design	Drawing	25542-002-P33-FG-00011	SMALL BORE PIPING ISOMETRIC - NATURAL GAS SYSTEM UNIT 2	Bechtel			Y
MECH-1		Approval	Plant Design	Drawing	25542-002-P33-FG-00012	SMALL BORE PIPING ISOMETRIC - NATURAL GAS SYSTEM UNIT 2	Bechtel			Y
MECH-1		Approval	Plant Design	Drawing	25542-002-P33-FG-00013	PRESERVATION BOILER	Bechtel			Y
MECH-1		Approval	Plant Design	Drawing	25542-002-P33-FG-00014	SMALL BORE PIPING ISOMETRIC - NATURAL GAS SYSTEM UNIT 2	Bechtel			Y
MECH-1		Approval	Plant Design	Drawing	25542-002-P33-FG-00015	PRESERVATION BOILER	Bechtel			Y
MECH-1		Approval	Plant Design	Drawing	25542-002-P33-FG-00016	PRESERVATION BOILER	Bechtel			Y
MECH-1		Approval	Plant Design	Drawing	25542-002-P33-FG-00017	VENT TO ATMOS	Bechtel			Y
MECH-1		Approval	Plant Design	Drawing	25542-002-P33-FG-00018	VENT TO ATMOS	Bechtel			Y
MECH-1		Approval	Plant Design	Drawing	25542-003-P31-PF-00001	LARGE BORE PIPE ISOMETRIC - FIRE PROTECTION SYSTEM - UNIT 3	Bechtel			Y
MECH-1		Approval	Plant Design	Drawing	25542-003-P31-PF-00002	LARGE BORE PIPE ISOMETRIC - FIRE PROTECTION SYSTEM - UNIT 3	Bechtel			Y
MECH-1		Approval	Plant Design	Drawing	25542-003-P31-PF-00003	LARGE BORE PIPE ISOMETRIC - FIRE PROTECTION SYSTEM - UNIT 3	Bechtel			Y
MECH-1		Approval	Plant Design	Drawing	25542-003-P31-PF-00004	LARGE BORE PIPE ISOMETRIC - FIRE PROTECTION SYSTEM - UNIT 3	Bechtel			Y
MECH-1		Approval	Plant Design	Drawing	25542-003-P31-PF-00005	LARGE BORE PIPE ISOMETRIC - FIRE PROTECTION SYSTEM - UNIT 3	Bechtel			Y
MECH-1		Approval	Plant Design	Drawing	25542-003-P31-PF-00006	LARGE BORE PIPE ISOMETRIC - FIRE PROTECTION SYSTEM - UNIT 3	Bechtel			Y
MECH-1		Approval	Plant Design	Drawing	25542-003-P33-PF-00001	SMALL BORE PIPE ISOMETRIC - FIRE PROTECTION SYSTEM - UNIT 3	Bechtel			Y
MECH-1		Approval	Plant Design	Drawing	25542-009-P31-FG-00014	LARGE BORE PIPING ISOMETRIC - NATURAL GAS SYSTEM - UNIT 2 SUPPLY	Bechtel			Y
MECH-1		Approval	Plant Design	Drawing	25542-009-P31-PF-00001	LARGE BORE PIPE ISOMETRIC - FIRE PROTECTION SYSTEM - COMMON AREA	Bechtel			Y
MECH-1		Approval	Plant Design	Drawing	25542-009-P31-PF-00002	LARGE BORE PIPE ISOMETRIC - FIRE PROTECTION SYSTEM - COMMON AREA	Bechtel			Y
MECH-1		Approval	Plant Design	Drawing	25542-009-P31-PF-00003	LARGE BORE PIPE ISOMETRIC - FIRE PROTECTION SYSTEM - COMMON AREA	Bechtel			Y
MECH-1		Approval	Plant Design	Drawing	25542-009-P31-PF-00004	LARGE BORE PIPE ISOMETRIC - FIRE PROTECTION SYSTEM - COMMON AREA	Bechtel			Y
MECH-1		Approval	Plant Design	Drawing	25542-009-P31-PF-00005	LARGE BORE PIPE ISOMETRIC - FIRE PROTECTION SYSTEM - COMMON AREA	Bechtel			Y
MECH-1		Approval	Plant Design	Drawing	25542-009-P31-PF-00006	LARGE BORE PIPE ISOMETRIC - FIRE PROTECTION SYSTEM - COMMON AREA	Bechtel			Y
MECH-1		Approval	Plant Design	Drawing	25542-009-P31-PF-00007	LARGE BORE PIPE ISOMETRIC - FIRE PROTECTION SYSTEM - COMMON AREA	Bechtel			Y
MECH-1		Approval	Plant Design	Drawing	25542-009-P33-PF-00001	LARGE BORE PIPE ISOMETRIC - FIRE PROTECTION SYSTEM - COMMON AREA	Bechtel			Y
MECH-1	NA	Approval	Plant Design	Drawing	25542-002-P35-PF-00001	UNDERGOUND PIPING ISOMETRIC - FIRE PROTECTION SYSTEM - UNIT 2	Bechtel			Y
MECH-1	NA	Approval	Plant Design	Drawing	25542-002-P35-PF-00002	UNDERGOUND PIPING ISOMETRIC - FIRE PROTECTION SYSTEM - UNIT 2	Bechtel			Y
MECH-1	NA	Approval	Plant Design	Drawing	25542-002-P35-PF-00003	UNDERGOUND PIPING ISOMETRIC - FIRE PROTECTION SYSTEM - UNIT 2	Bechtel			Y
MECH-1	NA	Approval	Plant Design	Drawing	25542-002-P35-PF-00004	UNDERGOUND PIPING ISOMETRIC - FIRE PROTECTION SYSTEM - UNIT 2	Bechtel			Y
MECH-1	NA	Approval	Plant Design	Drawing	25542-002-P35-PF-00005	UNDERGOUND PIPING ISOMETRIC - FIRE PROTECTION SYSTEM - UNIT 2	Bechtel			Y
MECH-1	NA	Approval	Plant Design	Drawing	25542-002-P35-PF-00006	UNDERGOUND PIPING ISOMETRIC - FIRE PROTECTION SYSTEM - UNIT 2	Bechtel			Y
MECH-1	NA	Approval	Plant Design	Drawing	25542-002-P35-PF-00007	UNDERGOUND PIPING ISOMETRIC - FIRE PROTECTION SYSTEM - UNIT 2	Bechtel			Y

Certification	GEN-2 Tbl. 2 (G)	Reason -	Discipline	t Type	Document Number	Title	Vendor/	Remarks	cast	Approved
MECH-1	NA	Approval	Plant Design	Drawing	25542-002-P35-PF-00008	UNDERGOUND PIPING ISOMETRIC - FIRE PROTECTION SYSTEM - UNIT 2	Bechtel			Y
MECH-1	NA	Approval	Plant Design	Drawing	25542-002-P35-PF-00009	UNDERGOUND PIPING ISOMETRIC - FIRE PROTECTION SYSTEM - UNIT 2	Bechtel			Y
MECH-1	NA	Approval	Plant Design	Drawing	25542-002-P35-PF-00010	UNDERGOUND PIPING ISOMETRIC - FIRE PROTECTION SYSTEM - UNIT 2	Bechtel			Y
MECH-1	NA	Approval	Plant Design	Drawing	25542-002-P35-PF-00011	UNDERGOUND PIPING ISOMETRIC - FIRE PROTECTION SYSTEM - UNIT 2	Bechtel			Y
MECH-1	NA	Approval	Plant Design	Drawing	25542-002-P35-PF-00012	UNDERGOUND PIPING ISOMETRIC - FIRE PROTECTION SYSTEM - UNIT 2	Bechtel			Y
MECH-1	NA	Approval	Plant Design	Drawing	25542-002-P35-PF-00013	UNDERGOUND PIPING ISOMETRIC - FIRE PROTECTION SYSTEM - UNIT 2	Bechtel			Y
MECH-1	NA	Approval	Plant Design	Drawing	25542-002-P35-PF-00014	UNDERGOUND PIPING ISOMETRIC - FIRE PROTECTION SYSTEM - UNIT 2	Bechtel			Y
MECH-1	NA	Approval	Plant Design	Drawing	25542-002-P35-PF-00015	UNDERGOUND PIPING ISOMETRIC - FIRE PROTECTION SYSTEM - UNIT 2	Bechtel			Y
MECH-1	NA	Approval	Plant Design	Drawing	25542-002-P35-PF-00016	UNDERGOUND PIPING ISOMETRIC - FIRE PROTECTION SYSTEM - UNIT 2	Bechtel			Y
MECH-1	NA	Approval	Plant Design	Drawing	25542-002-P35-PF-00017	UNDERGOUND PIPING ISOMETRIC - FIRE PROTECTION SYSTEM - UNIT 2	Bechtel			Y
MECH-1	NA	Approval	Plant Design	Drawing	25542-002-P35-PF-00018	UNDERGOUND PIPING ISOMETRIC - FIRE PROTECTION SYSTEM - UNIT 2	Bechtel			Y
MECH-1	NA	Approval	Plant Design	Drawing	25542-002-P35-PF-00019	UNDERGOUND PIPING ISOMETRIC - FIRE PROTECTION SYSTEM - UNIT 2	Bechtel			Y
MECH-1	NA	Approval	Plant Design	Drawing	25542-002-P35-PF-00020	UNDERGOUND PIPING ISOMETRIC - FIRE PROTECTION SYSTEM - UNIT 2	Bechtel			Y
MECH-1	NA	Approval	Plant Design	Drawing	25542-002-P35-PF-00021	UNDERGOUND PIPING ISOMETRIC - FIRE PROTECTION SYSTEM - UNIT 2	Bechtel			Y
MECH-1	NA	Approval	Plant Design	Drawing	25542-002-P35-PF-00022	UNDERGOUND PIPING ISOMETRIC - FIRE PROTECTION SYSTEM - UNIT 2	Bechtel			Y
MECH-1	NA	Approval	Plant Design	Drawing	25542-002-P35-PF-00023	UNDERGOUND PIPING ISOMETRIC - FIRE PROTECTION SYSTEM - UNIT 2	Bechtel			Y
MECH-1	NA	Approval	Plant Design	Drawing	25542-002-P35-PF-00024	UNDERGOUND PIPING ISOMETRIC - FIRE PROTECTION SYSTEM - UNIT 2	Bechtel			Y
MECH-1	NA	Approval	Plant Design	Drawing	25542-002-P35-PF-00025	UNDERGOUND PIPING ISOMETRIC - FIRE PROTECTION SYSTEM - UNIT 2	Bechtel			Y
MECH-1	NA	Approval	Plant Design	Drawing	25542-002-P35-PF-00026	UNDERGOUND PIPING ISOMETRIC - FIRE PROTECTION SYSTEM - UNIT 2	Bechtel			Y
MECH-1	NA	Approval	Plant Design	Drawing	25542-002-P35-PF-00027	UNDERGOUND PIPING ISOMETRIC - FIRE PROTECTION SYSTEM - UNIT 2	Bechtel			Y
MECH-1	NA	Approval	Plant Design	Drawing	25542-002-P35-PF-00028	UNDERGOUND PIPING ISOMETRIC - FIRE PROTECTION SYSTEM - UNIT 2	Bechtel			Y
MECH-1	NA	Approval	Plant Design	Drawing	25542-002-P35-PF-00029	UNDERGOUND PIPING ISOMETRIC - FIRE PROTECTION SYSTEM - UNIT 2	Bechtel			Y
MECH-1	NA	Approval	Plant Design	Drawing	25542-002-P35-PF-00030	UNDERGOUND PIPING ISOMETRIC - FIRE PROTECTION SYSTEM - UNIT 2	Bechtel			Y
MECH-1	NA	Approval	Plant Design	Drawing	25542-002-P35-PF-00031	UNDERGOUND PIPING ISOMETRIC - FIRE PROTECTION SYSTEM - UNIT 2	Bechtel			Y
MECH-1	NA	Approval	Plant Design	Drawing	25542-002-P35-PF-00032	UNDERGOUND PIPING ISOMETRIC - FIRE PROTECTION SYSTEM - UNIT 2	Bechtel			Y
MECH-1	NA	Approval	Plant Design	Drawing	25542-002-P35-PF-00033	UNDERGOUND PIPING ISOMETRIC - FIRE PROTECTION SYSTEM - UNIT 2	Bechtel			Y
MECH-1	NA	Approval	Plant Design	Drawing	25542-002-P35-PF-00034	UNDERGOUND PIPING ISOMETRIC - FIRE PROTECTION SYSTEM - UNIT 2	Bechtel			Y
MECH-1	NA	Approval	Plant Design	Drawing	25542-002-P35-PF-00035	UNDERGOUND PIPING ISOMETRIC - FIRE PROTECTION SYSTEM - UNIT 2	Bechtel			Y
MECH-1	NA	Approval	Plant Design	Drawing	25542-002-P35-PF-00036	UNDERGOUND PIPING ISOMETRIC - FIRE PROTECTION SYSTEM - UNIT 2	Bechtel			Y
MECH-1	NA	Approval	Plant Design	Drawing	25542-002-P35-PF-00037	UNDERGOUND PIPING ISOMETRIC - FIRE PROTECTION SYSTEM - UNIT 2	Bechtel			Y
MECH-1	NA	Approval	Plant Design	Drawing	25542-002-P35-PF-00038	UNDERGOUND PIPING ISOMETRIC - FIRE PROTECTION SYSTEM - UNIT 2	Bechtel			Y
MECH-1	NA	Approval	Plant Design	Drawing	25542-002-P35-PF-00039	UNDERGOUND PIPING ISOMETRIC - FIRE PROTECTION SYSTEM - UNIT 2	Bechtel			Y
MECH-1	NA	Approval	Plant Design	Drawing	25542-002-P35-PF-00040	UNDERGOUND PIPING ISOMETRIC - FIRE PROTECTION SYSTEM - UNIT 2	Bechtel			Y
MECH-1	NA	Approval	Plant Design	Drawing	25542-002-P35-PF-00041	UNDERGOUND PIPING ISOMETRIC - FIRE PROTECTION SYSTEM - UNIT 2	Bechtel			Y
MECH-1	NA	Approval	Plant Design	Drawing	25542-002-P35-PF-00042	UNDERGOUND PIPING ISOMETRIC - FIRE PROTECTION SYSTEM - UNIT 2	Bechtel			Y
MECH-1	NA	Approval	Plant Design	Drawing	25542-002-P35-PF-00043	UNDERGOUND PIPING ISOMETRIC - FIRE PROTECTION SYSTEM - UNIT 2	Bechtel			Y
MECH-1	NA	Approval	Plant Design	Drawing	25542-002-P35-PF-00044	UNDERGOUND PIPING ISOMETRIC - FIRE PROTECTION SYSTEM - UNIT 2	Bechtel			Y
MECH-1	NA	Approval	Plant Design	Drawing	25542-002-P35-PF-00045	UNDERGOUND PIPING ISOMETRIC - FIRE PROTECTION SYSTEM - UNIT 2	Bechtel			Y
MECH-1	NA	Approval	Plant Design	Drawing	25542-002-P35-PF-00046	UNDERGOUND PIPING ISOMETRIC - FIRE PROTECTION SYSTEM - UNIT 2	Bechtel			Y
MECH-1	NA	Approval	Plant Design	Drawing	25542-002-P35-PF-00047	UNDERGOUND PIPING ISOMETRIC - FIRE PROTECTION SYSTEM - UNIT 2	Bechtel			Y
MECH-1	NA	Approval	Plant Design	Drawing	25542-002-P35-PF-00048	UNDERGOUND PIPING ISOMETRIC - FIRE PROTECTION SYSTEM - UNIT 2	Bechtel			Y
MECH-1	NA	Approval	Plant Design	Drawing	25542-002-P35-PF-00049	UNDERGOUND PIPING ISOMETRIC - FIRE PROTECTION SYSTEM - UNIT 2	Bechtel			Y
MECH-1	NA	Approval	Plant Design	Drawing	25542-002-P35-PF-00050	UNDERGOUND PIPING ISOMETRIC - FIRE PROTECTION SYSTEM - UNIT 2	Bechtel			Y
MECH-1	NA	Approval	Plant Design	Drawing	25542-002-P35-PF-00051	UNDERGOUND PIPING ISOMETRIC - FIRE PROTECTION SYSTEM - UNIT 2	Bechtel			Y
MECH-1	NA	Approval	Plant Design	Drawing	25542-002-P35-PF-00052	UNDERGOUND PIPING ISOMETRIC - FIRE PROTECTION SYSTEM - UNIT 2	Bechtel			Y
MECH-1	NA	Approval	Plant Design	Drawing	25542-002-P35-PF-00053	UNDERGOUND PIPING ISOMETRIC - FIRE PROTECTION SYSTEM - UNIT 2	Bechtel			Y
MECH-1	NA	Approval	Plant Design	Drawing	25542-002-P35-PF-00054	UNDERGOUND PIPING ISOMETRIC - FIRE PROTECTION SYSTEM - UNIT 2	Bechtel			Y
MECH-1	NA	Approval	Plant Design	Drawing	25542-002-P35-PF-00055	UNDERGOUND PIPING ISOMETRIC - FIRE PROTECTION SYSTEM - UNIT 2	Bechtel			Y
MECH-1	NA	Approval	Plant Design	Drawing	25542-002-P35-PF-00056	UNDERGOUND PIPING ISOMETRIC - FIRE PROTECTION SYSTEM - UNIT 2	Bechtel			Y
MECH-1		Approval	Plant Design	Drawing	25542-003-P30-AB-00027	STEAM TURBINE	Bechtel			Y
MECH-1		Approval	Plant Design	Drawing	25542-003-P30-AB-00028	STEAM TURBINE	Bechtel			Y
MECH-1		Approval	Plant Design	Drawing	25542-003-P30-AB-00029	STEAM TURBINE	Bechtel			Y
MECH-1		Approval	Plant Design	Drawing	25542-003-P30-AB-00030	STEAM TURBINE	Bechtel			Y
MECH-1		Approval	Plant Design	Drawing	25542-003-P30-AB-00031	STEAM TURBINE	Bechtel			Y
MECH-1		Approval	Plant Design	Drawing	25542-003-P30-AB-00032	STEAM TURBINE	Bechtel			Y
MECH-1		Approval	Plant Design	Drawing	25542-003-P30-AB-00033	STEAM TURBINE	Bechtel			Y
MECH-1		Approval	Plant Design	Drawing	25542-003-P30-AB-00034	STEAM TURBINE	Bechtel			Y
MECH-1		Approval	Plant Design	Drawing	25542-003-P30-AB-00035	STEAM TURBINE	Bechtel			Y
MECH-1		Approval	Plant Design	Drawing	25542-003-P30-AB-00036	STEAM TURBINE	Bechtel			Y
MECH-1		Approval	Plant Design	Drawing	25542-003-P30-AB-00037	STEAM TURBINE	Bechtel			Y
MECH-1		Approval	Plant Design	Drawing	25542-003-P30-AB-00038	STEAM TURBINE	Bechtel			Y
MECH-1		Approval	Plant Design	Drawing	25542-003-P30-AB-00039	STEAM TURBINE	Bechtel			Y
MECH-1		Approval	Plant Design	Drawing	25542-003-P30-AB-00040	BYPASS	Bechtel			Y
MECH-1		Approval	Plant Design	Drawing	25542-003-P30-AB-00041	ACC DUCT	Bechtel			Y
MECH-1		Approval	Plant Design	Drawing	25542-003-P30-AB-00042	HRH	Bechtel			Y
MECH-1		Approval	Plant Design	Drawing	25542-003-P30-AB-00048	STEAM TURBINE	Bechtel			Y
MECH-1		Approval	Plant Design	Drawing	25542-003-P30-AB-00050	DUCT	Bechtel			Y
MECH-1		Approval	Plant Design	Drawing	25542-003-P30-AB-00067	DUCT	Bechtel			Y
MECH-1		Approval	Plant Design	Drawing	25542-003-P30-AB-00068	FROM HRH TO LP BYPASS	Bechtel			Y
MECH-1		Approval	Plant Design	Drawing	25542-003-P30-AB-00071	DUCT	Bechtel			Y
MECH-1		Approval	Plant Design	Drawing	25542-003-P30-AB-00080	HRH	Bechtel			Y
MECH-1		Approval	Plant Design	Drawing	25542-003-P30-AB-00081	HRH	Bechtel			Y
MECH-1		Approval	Plant Design	Drawing	25542-003-P31-AE-00001	LARGE BORE PIPING ISOMETRIC - FEED WATER SYSTEM	Bechtel			Y
MECH-1		Approval	Plant Design	Drawing	25542-003-P31-AE-00002	LARGE BORE PIPING ISOMETRIC - FEED WATER SYSTEM	Bechtel			Y
MECH-1		Approval	Plant Design	Drawing	25542-003-P31-AE-00003	LARGE BORE PIPING ISOMETRIC - FEED WATER SYSTEM	Bechtel			Y
MECH-1		Approval	Plant Design	Drawing	25542-003-P31-AE-00004	LARGE BORE PIPING ISOMETRIC - FEED WATER SYSTEM	Bechtel			Y
MECH-1		Approval	Plant Design	Drawing	25542-003-P31-AE-00005	LARGE BORE PIPING ISOMETRIC - FEED WATER SYSTEM	Bechtel			Y
MECH-1		Approval	Plant Design	Drawing	25542-003-P31-AE-00006	LARGE BORE PIPING ISOMETRIC - FEED WATER SYSTEM	Bechtel			Y
MECH-1		Approval	Plant Design	Drawing	25542-003-P31-AE-00009	LARGE BORE PIPING ISOMETRIC - FEED WATER SYSTEM	Bechtel			Y
MECH-1		Approval	Plant Design	Drawing	25542-003-P31-AE-00010	LARGE BORE PIPING ISOMETRIC - FEED WATER SYSTEM	Bechtel			Y
MECH-1		Approval	Plant Design	Drawing	25542-003-P31-AE-00044	LARGE BORE PIPING ISOMETRIC - FEED WATER SYSTEM	Bechtel			Y
MECH-1		Approval	Plant Design	Drawing	25542-003-P31-AE-00047	LARGE BORE PIPING ISOMETRIC - FEED WATER SYSTEM	Bechtel			Y
MECH-1		Approval	Plant Design	Drawing	25542-003-P31-AE-00050	LARGE BORE PIPING ISOMETRIC - FEED WATER SYSTEM	Bechtel			Y
MECH-1		Approval	Plant Design	Drawing	25542-003-P31-AE-00060	LARGE BORE PIPING ISOMETRIC - FEED WATER SYSTEM	Bechtel			Y
MECH-1		Approval	Plant Design	Drawing	25542-003-P31-FG-00001	BOILER	Bechtel			Y
MECH-1		Approval	Plant Design	Drawing	25542-003-P31-FG-00002	BOILER	Bechtel			Y
MECH-1		Approval	Plant Design	Drawing	25542-003-P31-FG-00003	RECEIVER	Bechtel			Y
MECH-1		Approval	Plant Design	Drawing	25542-003-P31-FG-00004	AND NIGHT PRESERVATION BOILERS	Bechtel			Y
MECH-1		Approval	Plant Design	Drawing	25542-003-P31-FG-00005	AND NIGHT PRESERVATION BOILERS	Bechtel			Y
MECH-1		Approval	Plant Design	Drawing	25542-003-P31-FG-00006	BOILERS	Bechtel			Y
MECH-1		Approval	Plant Design	Drawing	25542-003-P31-FG-00007	AND NIGHT PRESERVATION BOILERS	Bechtel			Y
MECH-1		Approval	Plant Design	Drawing	25542-003-P31-FG-00008	AND NIGHT PRESERVATION BOILERS	Bechtel			Y
MECH-1		Approval	Plant Design	Drawing	25542-003-P31-FG-00009	AND NIGHT PRESERVATION BOILERS	Bechtel			Y
MECH-1		Approval	Plant Design	Drawing	25542-003-P31-FG-00010	ATMOSPHERE	Bechtel			Y
MECH-1		Approval	Plant Design	Drawing	25542-003-P33-FG-00001	SMALL BORE PIPING ISOMETRIC - NATURAL GAS SYSTEM UNIT 3	Bechtel			Y
MECH-1		Approval	Plant Design	Drawing	25542-003-P33-FG-00002	SMALL BORE PIPING ISOMETRIC - NATURAL GAS SYSTEM UNIT 3	Bechtel			Y
MECH-1		Approval	Plant Design	Drawing	25542-003-P33-FG-00003	SMALL BORE PIPING ISOMETRIC - NATURAL GAS SYSTEM UNIT 3	Bechtel			Y
MECH-1		Approval	Plant Design	Drawing	25542-003-P33-FG-00004	SMALL BORE PIPING ISOMETRIC - NATURAL GAS SYSTEM UNIT 3	Bechtel			Y
MECH-1		Approval	Plant Design	Drawing	25542-003-P33-FG-00005	SMALL BORE PIPING ISOMETRIC - NATURAL GAS SYSTEM UNIT 3	Bechtel			Y
MECH-1		Approval	Plant Design	Drawing	25542-003-P33-FG-00006	SMALL BORE PIPING ISOMETRIC - NATURAL GAS SYSTEM UNIT 3	Bechtel			Y

Certification	GEN-2 Tbl. 2 (G)	Reason -	Discipline	t Type	Document Number	Title	Vendor/	Remarks	cast	Approved
MECH-1		Approval	Plant Design	Drawing	25542-003-P33-FG-00007	SMALL BORE PIPING ISOMETRIC - NATURAL GAS SYSTEM UNIT 3	Bechtel			Y
MECH-1		Approval	Plant Design	Drawing	25542-003-P33-FG-00008	SMALL BORE PIPING ISOMETRIC - NATURAL GAS SYSTEM UNIT 3	Bechtel			Y
MECH-1		Approval	Plant Design	Drawing	25542-003-P33-FG-00009	SMALL BORE PIPING ISOMETRIC - NATURAL GAS SYSTEM UNIT 3	Bechtel			Y
MECH-1		Approval	Plant Design	Drawing	25542-003-P33-FG-00010	SMALL BORE PIPING ISOMETRIC - NATURAL GAS SYSTEM UNIT 3	Bechtel			Y
MECH-1		Approval	Plant Design	Drawing	25542-003-P33-FG-00011	SMALL BORE PIPING ISOMETRIC - NATURAL GAS SYSTEM UNIT 3	Bechtel			Y
MECH-1		Approval	Plant Design	Drawing	25542-003-P33-FG-00012	SMALL BORE PIPING ISOMETRIC - NATURAL GAS SYSTEM UNIT 3	Bechtel			Y
MECH-1		Approval	Plant Design	Drawing	25542-003-P33-FG-00013	PRESERVATION BOILER	Bechtel			Y
MECH-1		Approval	Plant Design	Drawing	25542-003-P33-FG-00014	SMALL BORE PIPING ISOMETRIC - NATURAL GAS SYSTEM UNIT 3	Bechtel			Y
MECH-1		Approval	Plant Design	Drawing	25542-003-P33-FG-00015	PRESERVATION BOILER	Bechtel			Y
MECH-1		Approval	Plant Design	Drawing	25542-003-P33-FG-00016	PRESERVATION BOILER	Bechtel			Y
MECH-1		Approval	Plant Design	Drawing	25542-003-P33-FG-00017	VENT TO ATMOS	Bechtel			Y
MECH-1		Approval	Plant Design	Drawing	25542-003-P33-FG-00018	VENT TO ATMOS	Bechtel			Y
MECH-1		Approval	Plant Design	Drawing	25542-009-P31-FG-00015	LARGE BORE PIPING ISOMETRIC - NATURAL GAS SYSTEM - UNIT 3 SUPPLY	Bechtel			Y
MECH-1		Approval	Plant Design	Drawing	25542-003-P35-PF-00001	UNDERGROUND PIPING ISOMETRIC - FIRE PROTECTION SYSTEM UNIT 3	Bechtel			Y
MECH-1		Approval	Plant Design	Drawing	25542-003-P35-PF-00002	UNDERGROUND PIPING ISOMETRIC - FIRE PROTECTION SYSTEM UNIT 3	Bechtel			Y
MECH-1		Approval	Plant Design	Drawing	25542-003-P35-PF-00003	UNDERGROUND PIPING ISOMETRIC - FIRE PROTECTION SYSTEM UNIT 3	Bechtel			Y
MECH-1		Approval	Plant Design	Drawing	25542-003-P35-PF-00004	UNDERGROUND PIPING ISOMETRIC - FIRE PROTECTION SYSTEM UNIT 3	Bechtel			Y
MECH-1		Approval	Plant Design	Drawing	25542-003-P35-PF-00005	UNDERGROUND PIPING ISOMETRIC - FIRE PROTECTION SYSTEM UNIT 3	Bechtel			Y
MECH-1		Approval	Plant Design	Drawing	25542-003-P35-PF-00006	UNDERGROUND PIPING ISOMETRIC - FIRE PROTECTION SYSTEM UNIT 3	Bechtel			Y
MECH-1		Approval	Plant Design	Drawing	25542-003-P35-PF-00007	UNDERGROUND PIPING ISOMETRIC - FIRE PROTECTION SYSTEM UNIT 3	Bechtel			Y
MECH-1		Approval	Plant Design	Drawing	25542-003-P35-PF-00008	UNDERGROUND PIPING ISOMETRIC - FIRE PROTECTION SYSTEM UNIT 3	Bechtel			Y
MECH-1		Approval	Plant Design	Drawing	25542-003-P35-PF-00009	UNDERGROUND PIPING ISOMETRIC - FIRE PROTECTION SYSTEM UNIT 3	Bechtel			Y
MECH-1		Approval	Plant Design	Drawing	25542-003-P35-PF-00010	UNDERGROUND PIPING ISOMETRIC - FIRE PROTECTION SYSTEM UNIT 3	Bechtel			Y
MECH-1		Approval	Plant Design	Drawing	25542-003-P35-PF-00011	UNDERGROUND PIPING ISOMETRIC - FIRE PROTECTION SYSTEM UNIT 3	Bechtel			Y
MECH-1		Approval	Plant Design	Drawing	25542-003-P35-PF-00012	UNDERGROUND PIPING ISOMETRIC - FIRE PROTECTION SYSTEM UNIT 3	Bechtel			Y
MECH-1		Approval	Plant Design	Drawing	25542-003-P35-PF-00013	UNDERGROUND PIPING ISOMETRIC - FIRE PROTECTION SYSTEM UNIT 3	Bechtel			Y
MECH-1		Approval	Plant Design	Drawing	25542-003-P35-PF-00014	UNDERGROUND PIPING ISOMETRIC - FIRE PROTECTION SYSTEM UNIT 3	Bechtel			Y
MECH-1		Approval	Plant Design	Drawing	25542-003-P35-PF-00015	UNDERGROUND PIPING ISOMETRIC - FIRE PROTECTION SYSTEM UNIT 3	Bechtel			Y
MECH-1		Approval	Plant Design	Drawing	25542-003-P35-PF-00016	UNDERGROUND PIPING ISOMETRIC - FIRE PROTECTION SYSTEM UNIT 3	Bechtel			Y
MECH-1		Approval	Plant Design	Drawing	25542-003-P35-PF-00017	UNDERGROUND PIPING ISOMETRIC - FIRE PROTECTION SYSTEM UNIT 3	Bechtel			Y
MECH-1		Approval	Plant Design	Drawing	25542-003-P35-PF-00018	UNDERGROUND PIPING ISOMETRIC - FIRE PROTECTION SYSTEM UNIT 3	Bechtel			Y
MECH-1		Approval	Plant Design	Drawing	25542-003-P35-PF-00019	UNDERGROUND PIPING ISOMETRIC - FIRE PROTECTION SYSTEM UNIT 3	Bechtel			Y
MECH-1		Approval	Plant Design	Drawing	25542-003-P35-PF-00020	UNDERGROUND PIPING ISOMETRIC - FIRE PROTECTION SYSTEM UNIT 3	Bechtel			Y
MECH-1		Approval	Plant Design	Drawing	25542-003-P35-PF-00021	UNDERGROUND PIPING ISOMETRIC - FIRE PROTECTION SYSTEM UNIT 3	Bechtel			Y
MECH-1		Approval	Plant Design	Drawing	25542-003-P35-PF-00022	UNDERGROUND PIPING ISOMETRIC - FIRE PROTECTION SYSTEM UNIT 3	Bechtel			Y
MECH-1		Approval	Plant Design	Drawing	25542-003-P35-PF-00023	UNDERGROUND PIPING ISOMETRIC - FIRE PROTECTION SYSTEM UNIT 3	Bechtel			Y
MECH-1		Approval	Plant Design	Drawing	25542-003-P35-PF-00024	UNDERGROUND PIPING ISOMETRIC - FIRE PROTECTION SYSTEM UNIT 3	Bechtel			Y
MECH-1		Approval	Plant Design	Drawing	25542-003-P35-PF-00025	UNDERGROUND PIPING ISOMETRIC - FIRE PROTECTION SYSTEM UNIT 3	Bechtel			Y
MECH-1		Approval	Plant Design	Drawing	25542-003-P35-PF-00026	UNDERGROUND PIPING ISOMETRIC - FIRE PROTECTION SYSTEM UNIT 3	Bechtel			Y
MECH-1		Approval	Plant Design	Drawing	25542-003-P35-PF-00027	UNDERGROUND PIPING ISOMETRIC - FIRE PROTECTION SYSTEM UNIT 3	Bechtel			Y
MECH-1		Approval	Plant Design	Drawing	25542-003-P35-PF-00028	UNDERGROUND PIPING ISOMETRIC - FIRE PROTECTION SYSTEM UNIT 3	Bechtel			Y
MECH-1		Approval	Plant Design	Drawing	25542-003-P35-PF-00029	UNDERGROUND PIPING ISOMETRIC - FIRE PROTECTION SYSTEM UNIT 3	Bechtel			Y
MECH-1		Approval	Plant Design	Drawing	25542-003-P35-PF-00030	UNDERGROUND PIPING ISOMETRIC - FIRE PROTECTION SYSTEM UNIT 3	Bechtel			Y
MECH-1		Approval	Plant Design	Drawing	25542-003-P35-PF-00031	UNDERGROUND PIPING ISOMETRIC - FIRE PROTECTION SYSTEM UNIT 3	Bechtel			Y
MECH-1		Approval	Plant Design	Drawing	25542-003-P35-PF-00032	UNDERGROUND PIPING ISOMETRIC - FIRE PROTECTION SYSTEM UNIT 3	Bechtel			Y
MECH-1		Approval	Plant Design	Drawing	25542-003-P35-PF-00033	UNDERGROUND PIPING ISOMETRIC - FIRE PROTECTION SYSTEM UNIT 3	Bechtel			Y
MECH-1		Approval	Plant Design	Drawing	25542-003-P35-PF-00034	UNDERGROUND PIPING ISOMETRIC - FIRE PROTECTION SYSTEM UNIT 3	Bechtel			Y
MECH-1		Approval	Plant Design	Drawing	25542-003-P35-PF-00037	UNDERGROUND PIPING ISOMETRIC - FIRE PROTECTION SYSTEM UNIT 3	Bechtel			Y
MECH-1		Approval	Plant Design	Drawing	25542-003-P35-PF-00038	UNDERGROUND PIPING ISOMETRIC - FIRE PROTECTION SYSTEM UNIT 3	Bechtel			Y
MECH-1		Approval	Plant Design	Drawing	25542-003-P35-PF-00039	UNDERGROUND PIPING ISOMETRIC - FIRE PROTECTION SYSTEM UNIT 3	Bechtel			Y
MECH-1		Approval	Plant Design	Drawing	25542-003-P35-PF-00040	UNDERGROUND PIPING ISOMETRIC - FIRE PROTECTION SYSTEM UNIT 3	Bechtel			Y
MECH-1		Approval	Plant Design	Drawing	25542-003-P35-PF-00041	UNDERGROUND PIPING ISOMETRIC - FIRE PROTECTION SYSTEM UNIT 3	Bechtel			Y
MECH-1		Approval	Plant Design	Drawing	25542-003-P35-PF-00042	UNDERGROUND PIPING ISOMETRIC - FIRE PROTECTION SYSTEM UNIT 3	Bechtel			Y
MECH-1		Approval	Plant Design	Drawing	25542-003-P35-PF-00043	UNDERGROUND PIPING ISOMETRIC - FIRE PROTECTION SYSTEM UNIT 3	Bechtel			Y
MECH-1		Approval	Plant Design	Drawing	25542-003-P35-PF-00044	UNDERGROUND PIPING ISOMETRIC - FIRE PROTECTION SYSTEM UNIT 3	Bechtel			Y
MECH-1		Approval	Plant Design	Drawing	25542-003-P35-PF-00045	UNDERGROUND PIPING ISOMETRIC - FIRE PROTECTION SYSTEM UNIT 3	Bechtel			Y
MECH-1		Approval	Plant Design	Drawing	25542-003-P35-PF-00046	UNDERGROUND PIPING ISOMETRIC - FIRE PROTECTION SYSTEM UNIT 3	Bechtel			Y
MECH-1		Approval	Plant Design	Drawing	25542-003-P35-PF-00047	UNDERGROUND PIPING ISOMETRIC - FIRE PROTECTION SYSTEM UNIT 3	Bechtel			Y
MECH-1		Approval	Plant Design	Drawing	25542-003-P35-PF-00048	UNDERGROUND PIPING ISOMETRIC - FIRE PROTECTION SYSTEM UNIT 3	Bechtel			Y
MECH-1		Approval	Plant Design	Drawing	25542-003-P35-PF-00049	UNDERGROUND PIPING ISOMETRIC - FIRE PROTECTION SYSTEM UNIT 3	Bechtel			Y
MECH-1		Approval	Plant Design	Drawing	25542-003-P35-PF-00050	UNDERGROUND PIPING ISOMETRIC - FIRE PROTECTION SYSTEM UNIT 3	Bechtel			Y
MECH-1		Approval	Plant Design	Drawing	25542-003-P35-PF-00051	UNDERGROUND PIPING ISOMETRIC - FIRE PROTECTION SYSTEM UNIT 3	Bechtel			Y
MECH-1		Approval	Plant Design	Drawing	25542-003-P35-PF-00052	UNDERGROUND PIPING ISOMETRIC - FIRE PROTECTION SYSTEM UNIT 3	Bechtel			Y
MECH-1		Approval	Plant Design	Drawing	25542-003-P35-PF-00053	UNDERGROUND PIPING ISOMETRIC - FIRE PROTECTION SYSTEM UNIT 3	Bechtel			Y
MECH-1		Approval	Plant Design	Drawing	25542-003-P35-PF-00054	UNDERGROUND PIPING ISOMETRIC - FIRE PROTECTION SYSTEM UNIT 3	Bechtel			Y
MECH-1		Approval	Plant Design	Drawing	25542-003-P35-PF-00055	UNDERGROUND PIPING ISOMETRIC - FIRE PROTECTION SYSTEM UNIT 3	Bechtel			Y
MECH-1		Approval	Plant Design	Drawing	25542-003-P35-PF-00056	UNDERGROUND PIPING ISOMETRIC - FIRE PROTECTION SYSTEM UNIT 3	Bechtel			Y
MECH-1	G	Approval	Plant Design	Drawing	25542-009-P31-FG-00001	LARGE BORE PIPING ISOMETRIC - NATURAL GAS SYSTEM - PIGGING STATION	Bechtel	system for CBO to review		Y
MECH-1	G	Approval	Plant Design	Drawing	25542-009-P31-FG-00002	LARGE BORE PIPING ISOMETRIC - NATURAL GAS SYSTEM - PIGGING STATION	Bechtel	system for CBO to review		Y
MECH-1	G	Approval	Plant Design	Drawing	25542-009-P31-FG-00003	LARGE BORE PIPING ISOMETRIC - NATURAL GAS SYSTEM - PIGGING STATION	Bechtel	system for CBO to review		Y
MECH-1	G	Approval	Plant Design	Drawing	25542-009-P31-FG-00004	LARGE BORE PIPING ISOMETRIC - NATURAL GAS SYSTEM - PIGGING STATION	Bechtel	system for CBO to review		Y
MECH-1	G	Approval	Plant Design	Drawing	25542-009-P31-FG-00005	LARGE BORE PIPING ISOMETRIC - NATURAL GAS SYSTEM - PIGGING STATION	Bechtel	system for CBO to review		Y
MECH-1	G	Approval	Plant Design	Drawing	25542-009-P31-FG-00006	LARGE BORE PIPING ISOMETRIC - NATURAL GAS SYSTEM - PIGGING STATION	Bechtel	system for CBO to review		Y
MECH-1	G	Approval	Plant Design	Drawing	25542-009-P31-FG-00007	LARGE BORE PIPING ISOMETRIC - NATURAL GAS SYSTEM - PIGGING STATION	Bechtel	system for CBO to review		Y
MECH-1	G	Approval	Plant Design	Drawing	25542-009-P31-FG-00008	LARGE BORE PIPING ISOMETRIC - NATURAL GAS SYSTEM - PIGGING STATION	Bechtel	system for CBO to review		Y
MECH-1		Approval	Plant Design	Drawing	25542-009-P31-FG-00011	LARGE BORE PIPING ISOMETRIC - NATURAL GAS SYSTEM - KERN RIVER TIE-IN	Bechtel			Y
MECH-1		Approval	Plant Design	Drawing	25542-009-P31-FG-00012	LARGE BORE PIPING ISOMETRIC - NATURAL GAS SYSTEM - KERN RIVER TIE-IN	Bechtel			Y
MECH-1		Approval	Plant Design	Drawing	25542-009-P31-FG-00013	LARGE BORE PIPING ISOMETRIC - NATURAL GAS SYSTEM - KERN RIVER TIE-IN	Bechtel			Y
MECH-1		Approval	Plant Design	Drawing	25542-009-P33-FG-00001	SMALL BORE PIPING ISOMETRIC - NATURAL GAS SYSTEM - PIGGING STATION	Bechtel			Y
MECH-1		Approval	Plant Design	Drawing	25542-009-P33-FG-00002	SMALL BORE PIPING ISOMETRIC - NATURAL GAS SYSTEM - PIGGING STATION	Bechtel			Y
MECH-1		Approval	Plant Design	Drawing	25542-009-P33-FG-00003	SMALL BORE PIPING ISOMETRIC - NATURAL GAS SYSTEM - PIGGING STATION	Bechtel			Y
MECH-1		Approval	Plant Design	Drawing	25542-009-P33-FG-00004	SMALL BORE PIPING ISOMETRIC - NATURAL GAS SYSTEM - PIGGING STATION	Bechtel			Y
MECH-1		Approval	Plant Design	Drawing	25542-009-P33-FG-00005	SMALL BORE PIPING ISOMETRIC - NATURAL GAS SYSTEM - PIGGING STATION	Bechtel			Y
MECH-1		Approval	Plant Design	Drawing	25542-009-P33-FG-00006	SMALL BORE PIPING ISOMETRIC - NATURAL GAS SYSTEM - PIGGING STATION	Bechtel			Y
MECH-1		Approval	Plant Design	Drawing	25542-009-P33-FG-00007	SMALL BORE PIPING ISOMETRIC - NATURAL GAS SYSTEM - PIGGING STATION	Bechtel			Y
MECH-1		Approval	Plant Design	Drawing	25542-009-P33-FG-00008	SMALL BORE PIPING ISOMETRIC - NATURAL GAS SYSTEM - PIGGING STATION	Bechtel			Y
MECH-1		Approval	Plant Design	Drawing	25542-009-P33-FG-00009	SMALL BORE PIPING ISOMETRIC - NATURAL GAS SYSTEM - KERN RIVER TIE-IN	Bechtel			Y
MECH-1		Approval	Plant Design	Drawing	25542-009-P33-FG-00010	SMALL BORE PIPING ISOMETRIC - NATURAL GAS SYSTEM - KERN RIVER TIE-IN	Bechtel			Y
MECH-1	G	Approval	Plant Design	Drawing	25542-009-P34-FG-00001	UNDERGROUND PIPING ISOMETRIC - NATURAL GAS SYSTEM TO UNIT 1	Bechtel	system for CBO to review		Y
MECH-1	G	Approval	Plant Design	Drawing	25542-009-P34-FG-00002	UNDERGROUND PIPING ISOMETRIC - NATURAL GAS SYSTEM TO UNIT 1	Bechtel	system for CBO to review		Y
MECH-1	G	Approval	Plant Design	Drawing	25542-009-P34-FG-00003	UNDERGROUND PIPING ISOMETRIC - NATURAL GAS SYSTEM TO UNIT 1	Bechtel	system for CBO to review		Y
MECH-1	G	Approval	Plant Design	Drawing	25542-009-P34-FG-00004	UNDERGROUND PIPING ISOMETRIC - NATURAL GAS SYSTEM TO UNIT 1	Bechtel	system for CBO to review		Y
MECH-1	G	Approval	Plant Design	Drawing	25542-009-P34-FG-00005	UNDERGROUND PIPING ISOMETRIC - NATURAL GAS SYSTEM TO UNIT 1	Bechtel	system for CBO to review		Y
MECH-1	G	Approval	Plant Design	Drawing	25542-009-P34-FG-00006	UNDERGROUND PIPING ISOMETRIC - NATURAL GAS SYSTEM TO UNIT 1	Bechtel	system for CBO to review		Y
MECH-1	G	Approval	Plant Design	Drawing	25542-009-P34-FG-00007	UNDERGROUND PIPING ISOMETRIC - NATURAL GAS SYSTEM TO UNIT 1	Bechtel	system for CBO to review		Y
MECH-1	G	Approval	Plant Design	Drawing	25542-009-P34-FG-00008	UNDERGROUND PIPING ISOMETRIC - NATURAL GAS SYSTEM TO UNIT 1	Bechtel	system for CBO to review		Y
MECH-1	G	Approval	Plant Design	Drawing	25542-009-P34-FG-00009	UNDERGROUND PIPING ISOMETRIC - NATURAL GAS SYSTEM TO UNIT 1	Bechtel	system for CBO to review		Y
MECH-1	G	Approval	Plant Design	Drawing	25542-009-P34-FG-00010	UNDERGROUND PIPING ISOMETRIC - NATURAL GAS SYSTEM TO UNIT 1	Bechtel	system for CBO to review		Y
MECH-1	G	Approval	Plant Design	Drawing	25542-009-P34-FG-00011	UNDERGROUND PIPING ISOMETRIC - NATURAL GAS SYSTEM TO UNIT 1	Bechtel	system for CBO to review		Y
MECH-1	G	Approval	Plant Design	Drawing	25542-009-P34-FG-00012	UNDERGROUND PIPING ISOMETRIC - NATURAL GAS SYSTEM TO UNIT 1	Bechtel	system for CBO to review		Y

Certification	GEN-2 Tbl. 2 (G)	Reason -	Discipline	t Type	Document Number	Title	Vendor/	Remarks	cast	Approved
MECH-1	G	Approval	Plant Design	Drawing	25542-009-P34-FG-00013	UNDERGROUND PIPING ISOMETRIC - NATURAL GAS SYSTEM TO UNIT 1	Bechtel	system for CBO to review		Y
MECH-1	G	Approval	Plant Design	Drawing	25542-009-P34-FG-00014	UNDERGROUND PIPING ISOMETRIC - NATURAL GAS SYSTEM TO UNIT 1	Bechtel	system for CBO to review		Y
MECH-1	G	Approval	Plant Design	Drawing	25542-009-P34-FG-00015	UNDERGROUND PIPING ISOMETRIC - NATURAL GAS SYSTEM TO UNIT 1	Bechtel	system for CBO to review		Y
MECH-1	G	Approval	Plant Design	Drawing	25542-009-P34-FG-00016	UNDERGROUND PIPING ISOMETRIC - NATURAL GAS SYSTEM TO UNIT 1	Bechtel	system for CBO to review		Y
MECH-1	G	Approval	Plant Design	Drawing	25542-009-P34-FG-00017	UNDERGROUND PIPING ISOMETRIC - NATURAL GAS SYSTEM TO UNIT 1	Bechtel	system for CBO to review		Y
MECH-1	G	Approval	Plant Design	Drawing	25542-009-P34-FG-00018	UNDERGROUND PIPING ISOMETRIC - NATURAL GAS SYSTEM TO UNIT 1	Bechtel	system for CBO to review		Y
MECH-1	G	Approval	Plant Design	Drawing	25542-009-P34-FG-00019	UNDERGROUND PIPING ISOMETRIC - NATURAL GAS SYSTEM TO UNIT 1	Bechtel	system for CBO to review		Y
MECH-1	G	Approval	Plant Design	Drawing	25542-009-P34-FG-00020	UNDERGROUND PIPING ISOMETRIC - NATURAL GAS SYSTEM TO UNIT 1	Bechtel	system for CBO to review		Y
MECH-1	G	Approval	Plant Design	Drawing	25542-009-P34-FG-00021	UNDERGROUND PIPING ISOMETRIC - NATURAL GAS SYSTEM TO UNIT 1	Bechtel	system for CBO to review		Y
MECH-1	G	Approval	Plant Design	Drawing	25542-009-P34-FG-00022	UNDERGROUND PIPING ISOMETRIC - NATURAL GAS SYSTEM TO UNIT 1	Bechtel	system for CBO to review		Y
MECH-1	G	Approval	Plant Design	Drawing	25542-009-P34-FG-00023	UNDERGROUND PIPING ISOMETRIC - NATURAL GAS SYSTEM TO UNIT 1	Bechtel	system for CBO to review		Y
MECH-1	G	Approval	Plant Design	Drawing	25542-009-P34-FG-00024	UNDERGROUND PIPING ISOMETRIC - NATURAL GAS SYSTEM TO UNIT 1	Bechtel	system for CBO to review		Y
MECH-1	G	Approval	Plant Design	Drawing	25542-009-P34-FG-00025	UNDERGROUND PIPING ISOMETRIC - NATURAL GAS SYSTEM TO UNIT 1	Bechtel	system for CBO to review		Y
MECH-1	G	Approval	Plant Design	Drawing	25542-009-P34-FG-00026	UNDERGROUND PIPING ISOMETRIC - NATURAL GAS SYSTEM TO UNIT 1	Bechtel	system for CBO to review		Y
MECH-1	G	Approval	Plant Design	Drawing	25542-009-P34-FG-00027	UNDERGROUND PIPING ISOMETRIC - NATURAL GAS SYSTEM TO UNIT 1	Bechtel	system for CBO to review		Y
MECH-1	G	Approval	Plant Design	Drawing	25542-009-P34-FG-00028	UNDERGROUND PIPING ISOMETRIC - NATURAL GAS SYSTEM TO UNIT 1	Bechtel	system for CBO to review		Y
MECH-1	G	Approval	Plant Design	Drawing	25542-009-P34-FG-00029	UNDERGROUND PIPING ISOMETRIC - NATURAL GAS SYSTEM TO UNIT 1	Bechtel	system for CBO to review		Y
MECH-1	G	Approval	Plant Design	Drawing	25542-009-P34-FG-00030	UNDERGROUND PIPING ISOMETRIC - NATURAL GAS SYSTEM TO UNIT 1	Bechtel	system for CBO to review		Y
MECH-1	G	Approval	Plant Design	Drawing	25542-009-P34-FG-00031	UNDERGROUND PIPING ISOMETRIC - NATURAL GAS SYSTEM TO UNIT 1	Bechtel	system for CBO to review		Y
MECH-1	G	Approval	Plant Design	Drawing	25542-009-P34-FG-00032	UNDERGROUND PIPING ISOMETRIC - NATURAL GAS SYSTEM TO UNIT 1	Bechtel	system for CBO to review		Y
MECH-1	G	Approval	Plant Design	Drawing	25542-009-P34-FG-00033	UNDERGROUND PIPING ISOMETRIC - NATURAL GAS SYSTEM TO UNIT 1	Bechtel	system for CBO to review		Y
MECH-1	G	Approval	Plant Design	Drawing	25542-009-P34-FG-00034	UNDERGROUND PIPING ISOMETRIC - NATURAL GAS SYSTEM TO UNIT 1	Bechtel	system for CBO to review		Y
MECH-1	G	Approval	Plant Design	Drawing	25542-009-P34-FG-00035	UNDERGROUND PIPING ISOMETRIC - NATURAL GAS SYSTEM TO UNIT 1	Bechtel	system for CBO to review		Y
MECH-1	G	Approval	Plant Design	Drawing	25542-009-P34-FG-00036	UNDERGROUND PIPING ISOMETRIC - NATURAL GAS SYSTEM TO UNIT 1	Bechtel	system for CBO to review		Y
MECH-1	G	Approval	Plant Design	Drawing	25542-009-P34-FG-00037	UNDERGROUND PIPING ISOMETRIC - NATURAL GAS SYSTEM TO UNIT 1	Bechtel	system for CBO to review		Y
MECH-1	G	Approval	Plant Design	Drawing	25542-009-P34-FG-00038	UNDERGROUND PIPING ISOMETRIC - NATURAL GAS SYSTEM TO UNIT 1	Bechtel	system for CBO to review		Y
MECH-1	G	Approval	Plant Design	Drawing	25542-009-P34-FG-00039	UNDERGROUND PIPING ISOMETRIC - NATURAL GAS SYSTEM TO UNIT 1	Bechtel	system for CBO to review		Y
MECH-1	G	Approval	Plant Design	Drawing	25542-009-P34-FG-00040	UNDERGROUND PIPING ISOMETRIC - NATURAL GAS SYSTEM TO UNIT 1	Bechtel	system for CBO to review		Y
MECH-1	G	Approval	Plant Design	Drawing	25542-009-P34-FG-00041	UNDERGROUND PIPING ISOMETRIC - NATURAL GAS SYSTEM TO UNIT 1	Bechtel	system for CBO to review		Y
MECH-1	G	Approval	Plant Design	Drawing	25542-009-P34-FG-00042	UNDERGROUND PIPING ISOMETRIC - NATURAL GAS SYSTEM TO UNIT 1	Bechtel	system for CBO to review		Y
MECH-1	G	Approval	Plant Design	Drawing	25542-009-P34-FG-00043	UNDERGROUND PIPING ISOMETRIC - NATURAL GAS SYSTEM TO UNIT 1	Bechtel	system for CBO to review		Y
MECH-1	G	Approval	Plant Design	Drawing	25542-009-P34-FG-00044	UNDERGROUND PIPING ISOMETRIC - NATURAL GAS SYSTEM TO UNIT 1	Bechtel	system for CBO to review		Y
MECH-1	G	Approval	Plant Design	Drawing	25542-009-P34-FG-00045	UNDERGROUND PIPING ISOMETRIC - NATURAL GAS SYSTEM TO UNIT 1	Bechtel	system for CBO to review		Y
MECH-1	G	Approval	Plant Design	Drawing	25542-009-P34-FG-00046	UNDERGROUND PIPING ISOMETRIC - NATURAL GAS SYSTEM TO UNIT 1	Bechtel	system for CBO to review		Y
MECH-1	G	Approval	Plant Design	Drawing	25542-009-P34-FG-00047	UNDERGROUND PIPING ISOMETRIC - NATURAL GAS SYSTEM TO UNIT 1	Bechtel	system for CBO to review		Y
MECH-1	G	Approval	Plant Design	Drawing	25542-009-P34-FG-00048	UNDERGROUND PIPING ISOMETRIC - NATURAL GAS SYSTEM TO UNIT 1	Bechtel	system for CBO to review		Y
MECH-1	G	Approval	Plant Design	Drawing	25542-009-P34-FG-00049	UNDERGROUND PIPING ISOMETRIC - NATURAL GAS SYSTEM TO UNIT 1	Bechtel	system for CBO to review		Y
MECH-1	G	Approval	Plant Design	Drawing	25542-009-P34-FG-00050	UNDERGROUND PIPING ISOMETRIC - NATURAL GAS SYSTEM TO UNIT 1	Bechtel	system for CBO to review		Y
MECH-1	G	Approval	Plant Design	Drawing	25542-009-P34-FG-00051	UNDERGROUND PIPING ISOMETRIC - NATURAL GAS SYSTEM TO UNIT 1	Bechtel	system for CBO to review		Y
MECH-1	G	Approval	Plant Design	Drawing	25542-009-P34-FG-00052	UNDERGROUND PIPING ISOMETRIC - NATURAL GAS SYSTEM TO UNIT 1	Bechtel	system for CBO to review		Y
MECH-1	G	Approval	Plant Design	Drawing	25542-009-P34-FG-00053	UNDERGROUND PIPING ISOMETRIC - NATURAL GAS SYSTEM TO UNIT 1	Bechtel	system for CBO to review		Y
MECH-1	G	Approval	Plant Design	Drawing	25542-009-P34-FG-00054	UNDERGROUND PIPING ISOMETRIC - NATURAL GAS SYSTEM TO UNIT 1	Bechtel	system for CBO to review		Y
MECH-1	G	Approval	Plant Design	Drawing	25542-009-P34-FG-00055	UNDERGROUND PIPING ISOMETRIC - NATURAL GAS SYSTEM TO UNIT 1	Bechtel	system for CBO to review		Y
MECH-1	G	Approval	Plant Design	Drawing	25542-009-P34-FG-00056	UNDERGROUND PIPING ISOMETRIC - FUEL GAS SYSTEM - UNIT 1	Bechtel	system for CBO to review		Y
MECH-1	G	Approval	Plant Design	Drawing	25542-009-P34-FG-00057	UNDERGROUND PIPING ISOMETRIC - FUEL GAS SYSTEM - UNIT 1	Bechtel	system for CBO to review		Y
MECH-1	G	Approval	Plant Design	Drawing	25542-009-P34-FG-00058	UNDERGROUND PIPING ISOMETRIC - FUEL GAS SYSTEM - UNIT 1	Bechtel	system for CBO to review		Y
MECH-1	G	Approval	Plant Design	Drawing	25542-009-P34-FG-00059	UNDERGROUND PIPING ISOMETRIC - FUEL GAS SYSTEM - UNIT 1	Bechtel	system for CBO to review		Y
MECH-1	G	Approval	Plant Design	Drawing	25542-009-P34-FG-00060	UNDERGROUND PIPING ISOMETRIC - FUEL GAS SYSTEM - UNIT 1	Bechtel	system for CBO to review		Y
MECH-1	G	Approval	Plant Design	Drawing	25542-009-P34-FG-00061	UNDERGROUND PIPING ISOMETRIC - FUEL GAS SYSTEM - UNIT 1	Bechtel	system for CBO to review		Y
MECH-1	G	Approval	Plant Design	Drawing	25542-009-P34-FG-00062	UNDERGROUND PIPING ISOMETRIC - FUEL GAS SYSTEM - UNIT 1	Bechtel	system for CBO to review		Y
MECH-1	G	Approval	Plant Design	Drawing	25542-009-P34-FG-00063	UNDERGROUND PIPING ISOMETRIC - FUEL GAS SYSTEM - UNIT 1	Bechtel	system for CBO to review		Y
MECH-1	G	Approval	Plant Design	Drawing	25542-009-P34-FG-00064	UNDERGROUND PIPING ISOMETRIC - FUEL GAS SYSTEM - UNIT 1 AND 2	Bechtel	system for CBO to review		Y
MECH-1	G	Approval	Plant Design	Drawing	25542-009-P34-FG-00065	UNDERGROUND PIPING ISOMETRIC - FUEL GAS SYSTEM - UNIT 1 AND 2	Bechtel	system for CBO to review		Y
MECH-1	G	Approval	Plant Design	Drawing	25542-009-P34-FG-00066	UNDERGROUND PIPING ISOMETRIC - FUEL GAS SYSTEM - UNIT 1 AND 2	Bechtel	system for CBO to review		Y
MECH-1	G	Approval	Plant Design	Drawing	25542-009-P34-FG-00067	UNDERGROUND PIPING ISOMETRIC - FUEL GAS SYSTEM - UNIT 1 AND 2	Bechtel	system for CBO to review		Y
MECH-1	G	Approval	Plant Design	Drawing	25542-009-P34-FG-00068	UNDERGROUND PIPING ISOMETRIC - FUEL GAS SYSTEM - UNIT 1 AND 2	Bechtel	system for CBO to review		Y
MECH-1	G	Approval	Plant Design	Drawing	25542-009-P34-FG-00069	UNDERGROUND PIPING ISOMETRIC - FUEL GAS SYSTEM - UNIT 1 AND 2	Bechtel	system for CBO to review		Y
MECH-1	G	Approval	Plant Design	Drawing	25542-009-P34-FG-00070	UNDERGROUND PIPING ISOMETRIC - FUEL GAS SYSTEM - UNIT 1 AND 2	Bechtel	system for CBO to review		Y
MECH-1	G	Approval	Plant Design	Drawing	25542-009-P34-FG-00071	UNDERGROUND PIPING ISOMETRIC - FUEL GAS SYSTEM - UNIT 1 AND 2	Bechtel	system for CBO to review		Y
MECH-1	G	Approval	Plant Design	Drawing	25542-009-P34-FG-00072	UNDERGROUND PIPING ISOMETRIC - FUEL GAS SYSTEM - UNIT 1 AND 2	Bechtel	system for CBO to review		Y
MECH-1	G	Approval	Plant Design	Drawing	25542-009-P34-FG-00073	UNDERGROUND PIPING ISOMETRIC - FUEL GAS SYSTEM - UNIT 1 AND 2	Bechtel	system for CBO to review		Y
MECH-1	G	Approval	Plant Design	Drawing	25542-009-P34-FG-00074	UNDERGROUND PIPING ISOMETRIC - FUEL GAS SYSTEM - UNIT 1 AND 2	Bechtel	system for CBO to review		Y
MECH-1	G	Approval	Plant Design	Drawing	25542-009-P34-FG-00075	UNDERGROUND PIPING ISOMETRIC - FUEL GAS SYSTEM - UNIT 1 AND 2	Bechtel	system for CBO to review		Y
MECH-1	G	Approval	Plant Design	Drawing	25542-009-P34-FG-00076	UNDERGROUND PIPING ISOMETRIC - FUEL GAS SYSTEM - UNIT 1 AND 2	Bechtel	system for CBO to review		Y
MECH-1	G	Approval	Plant Design	Drawing	25542-009-P34-FG-00077	UNDERGROUND PIPING ISOMETRIC - FUEL GAS SYSTEM - UNIT 1 AND 2	Bechtel	system for CBO to review		Y
MECH-1	G	Approval	Plant Design	Drawing	25542-009-P34-FG-00078	UNDERGROUND PIPING ISOMETRIC - FUEL GAS SYSTEM - UNIT 1 AND 2	Bechtel	system for CBO to review		Y
MECH-1	G	Approval	Plant Design	Drawing	25542-009-P34-FG-00079	UNDERGROUND PIPING ISOMETRIC - FUEL GAS SYSTEM - UNIT 1 AND 2	Bechtel	system for CBO to review		Y
MECH-1	G	Approval	Plant Design	Drawing	25542-009-P34-FG-00080	UNDERGROUND PIPING ISOMETRIC - FUEL GAS SYSTEM - UNIT 1 AND 2	Bechtel	system for CBO to review		Y
MECH-1	G	Approval	Plant Design	Drawing	25542-009-P34-FG-00081	UNDERGROUND PIPING ISOMETRIC - FUEL GAS SYSTEM - UNIT 1 AND 2	Bechtel	system for CBO to review		Y
MECH-1	G	Approval	Plant Design	Drawing	25542-009-P34-FG-00082	UNDERGROUND PIPING ISOMETRIC - FUEL GAS SYSTEM - UNIT 1 AND 2	Bechtel	system for CBO to review		Y
MECH-1	G	Approval	Plant Design	Drawing	25542-009-P34-FG-00083	UNDERGROUND PIPING ISOMETRIC - FUEL GAS SYSTEM - UNIT 1 AND 2	Bechtel	system for CBO to review		Y
MECH-1	G	Approval	Plant Design	Drawing	25542-009-P34-FG-00084	UNDERGROUND PIPING ISOMETRIC - FUEL GAS SYSTEM - UNIT 1 AND 2	Bechtel	system for CBO to review		Y
MECH-1	G	Approval	Plant Design	Drawing	25542-009-P34-FG-00085	UNDERGROUND PIPING ISOMETRIC - FUEL GAS SYSTEM - UNIT 1 AND 2	Bechtel	system for CBO to review		Y
MECH-1	G	Approval	Plant Design	Drawing	25542-009-P34-FG-00086	UNDERGROUND PIPING ISOMETRIC - FUEL GAS SYSTEM - UNIT 1 AND 2	Bechtel	system for CBO to review		Y
MECH-1	G	Approval	Plant Design	Drawing	25542-009-P34-FG-00087	UNDERGROUND PIPING ISOMETRIC - FUEL GAS SYSTEM - UNIT 1 AND 2	Bechtel	system for CBO to review		Y
MECH-1	G	Approval	Plant Design	Drawing	25542-009-P34-FG-00088	UNDERGROUND PIPING ISOMETRIC - FUEL GAS SYSTEM - UNIT 1 AND 2	Bechtel	system for CBO to review		Y
MECH-1	G	Approval	Plant Design	Drawing	25542-009-P34-FG-00089	UNDERGROUND PIPING ISOMETRIC - FUEL GAS SYSTEM - UNIT 1 AND 2	Bechtel	system for CBO to review		Y
MECH-1	G	Approval	Plant Design	Drawing	25542-009-P34-FG-00090	UNDERGROUND PIPING ISOMETRIC - FUEL GAS SYSTEM - UNIT 1 AND 2	Bechtel	system for CBO to review		Y
MECH-1	G	Approval	Plant Design	Drawing	25542-009-P34-FG-00091	UNDERGROUND PIPING ISOMETRIC - FUEL GAS SYSTEM - UNIT 1 AND 2	Bechtel	system for CBO to review		Y
MECH-1	G	Approval	Plant Design	Drawing	25542-009-P34-FG-00092	UNDERGROUND PIPING ISOMETRIC - FUEL GAS SYSTEM - UNIT 1 AND 2	Bechtel	system for CBO to review		Y
MECH-1	G	Approval	Plant Design	Drawing	25542-009-P34-FG-00093	UNDERGROUND PIPING ISOMETRIC - FUEL GAS SYSTEM - UNIT 1 AND 2	Bechtel	system for CBO to review		Y
MECH-1	G	Approval	Plant Design	Drawing	25542-009-P34-FG-00094	UNDERGROUND PIPING ISOMETRIC - FUEL GAS SYSTEM - UNIT 1 AND 2	Bechtel	system for CBO to review		Y
MECH-1	G	Approval	Plant Design	Drawing	25542-009-P34-FG-00095	UNDERGROUND PIPING ISOMETRIC - FUEL GAS SYSTEM - UNIT 1 AND 2	Bechtel	system for CBO to review		Y
MECH-1	G	Approval	Plant Design	Drawing	25542-009-P34-FG-00096	UNDERGROUND PIPING ISOMETRIC - FUEL GAS SYSTEM - UNIT 1 AND 2	Bechtel	system for CBO to review		Y
MECH-1	G	Approval	Plant Design	Drawing	25542-009-P34-FG-00097	UNDERGROUND PIPING ISOMETRIC - FUEL GAS SYSTEM - UNIT 1 AND 2	Bechtel	system for CBO to review		Y
MECH-1	G	Approval	Plant Design	Drawing	25542-009-P34-FG-00098	UNDERGROUND PIPING ISOMETRIC - FUEL GAS SYSTEM - UNIT 1 AND 2	Bechtel	system for CBO to review		Y
MECH-1	G	Approval	Plant Design	Drawing	25542-009-P34-FG-00099	UNDERGROUND PIPING ISOMETRIC - FUEL GAS SYSTEM - UNIT 1 AND 2	Bechtel	system for CBO to review		Y
MECH-1	G	Approval	Plant Design	Drawing	25542-009-P34-FG-00100	UNDERGROUND PIPING ISOMETRIC - FUEL GAS SYSTEM - UNIT 1 AND 2	Bechtel	system for CBO to review		Y
MECH-1	G	Approval	Plant Design	Drawing	25542-009-P34-FG-00101	UNDERGROUND PIPING ISOMETRIC - FUEL GAS SYSTEM - UNIT 1 AND 2	Bechtel	system for CBO to review		Y
MECH-1	G	Approval	Plant Design	Drawing	25542-009-P34-FG-00102	UNDERGROUND PIPING ISOMETRIC - FUEL GAS SYSTEM - UNIT 1 AND 2	Bechtel	system for CBO to review		Y
MECH-1	G	Approval	Plant Design	Drawing	25542-009-P34-FG-00103	UNDERGROUND PIPING ISOMETRIC - FUEL GAS SYSTEM - UNIT 1 AND 2	Bechtel	system for CBO to review		Y
MECH-1	G	Approval	Plant Design	Drawing	25542-009-P34-FG-00104	UNDERGROUND PIPING ISOMETRIC - FUEL GAS SYSTEM - UNIT 1 AND 2	Bechtel	system for CBO to review		Y
MECH-1	G	Approval	Plant Design	Drawing	25542-009-P34-FG-00105	UNDERGROUND PIPING ISOMETRIC - FUEL GAS SYSTEM - UNIT 1 AND 2	Bechtel	system for CBO to review		Y
MECH-1	G	Approval	Plant Design	Drawing	25542-009-P34-FG-00106	UNDERGROUND PIPING ISOMETRIC - FUEL GAS SYSTEM - UNIT 1 AND 2	Bechtel	system for CBO to review		Y
MECH-1	G	Approval	Plant Design	Drawing	25542-009-P34-FG-00107	UNDERGROUND PIPING ISOMETRIC - FUEL GAS SYSTEM - UNIT 1 AND 2	Bechtel	system for CBO to review		Y
MECH-1	G	Approval	Plant Design	Drawing	25542-009-P34-FG-00108	UNDERGROUND PIPING ISOMETRIC - FUEL GAS SYSTEM - UNIT 1 AND 2	Bechtel	system for CBO to review		Y
MECH-1	G	Approval	Plant Design	Drawing	25542-009-P34-FG-00109	UNDERGROUND PIPING ISOMETRIC - FUEL GAS SYSTEM - UNIT 1 AND 2	Bechtel	system for CBO to review		Y
MECH-1	G	Approval	Plant Design	Drawing	25542-009-P34-FG-00110	UNDERGROUND PIPING ISOMETRIC - FUEL GAS SYSTEM - UNIT 1 AND 2	Bechtel	system for CBO to review		Y
MECH-1	G	Approval	Plant Design	Drawing	25542-009-P34-FG-00111	UNDERGROUND PIPING ISOMETRIC - FUEL GAS SYSTEM - UNIT 1 AND 2	Bechtel	system for CBO to review		Y
MECH-1	G	Approval	Plant Design	Drawing	25542-009-P34-FG-00112	UNDERGROUND PIPING ISOMETRIC - FUEL GAS SYSTEM - UNIT 1 AND 2	Bechtel	system for CBO to review		Y

Certification	GEN-2 Tbl. 2 (G)	Reason -	Discipline	t Type	Document Number	Title	Vendor/	Remarks	cast	Approved
MECH-1	G	Approval	Plant Design	Drawing	25542-009-P34-FG-00113	UNDERGROUND PIPING ISOMETRIC - FUEL GAS SYSTEM - UNIT 1 AND 2	Bechtel	system for CBO to review		Y
MECH-1	G	Approval	Plant Design	Drawing	25542-009-P34-FG-00114	UNDERGROUND PIPING ISOMETRIC - FUEL GAS SYSTEM - UNIT 1 AND 2	Bechtel	system for CBO to review		Y
MECH-1	G	Approval	Plant Design	Drawing	25542-009-P34-FG-00115	UNDERGROUND PIPING ISOMETRIC - FUEL GAS SYSTEM - UNIT 1 AND 2	Bechtel	system for CBO to review		Y
MECH-1	G	Approval	Plant Design	Drawing	25542-009-P34-FG-00116	UNDERGROUND PIPING ISOMETRIC - FUEL GAS SYSTEM - UNIT 1 AND 2	Bechtel	system for CBO to review		Y
MECH-1	G	Approval	Plant Design	Drawing	25542-009-P34-FG-00117	UNDERGROUND PIPING ISOMETRIC - FUEL GAS SYSTEM - UNIT 1 AND 2	Bechtel	system for CBO to review		Y
MECH-1	G	Approval	Plant Design	Drawing	25542-009-P34-FG-00118	UNDERGROUND PIPING ISOMETRIC - FUEL GAS SYSTEM - UNIT 1 AND 2	Bechtel	system for CBO to review		Y
MECH-1	G	Approval	Plant Design	Drawing	25542-009-P34-FG-00119	UNDERGROUND PIPING ISOMETRIC - FUEL GAS SYSTEM - UNIT 1 AND 2	Bechtel	system for CBO to review		Y
MECH-1	G	Approval	Plant Design	Drawing	25542-009-P34-FG-00120	UNDERGROUND PIPING ISOMETRIC - FUEL GAS SYSTEM - UNIT 1 AND 2	Bechtel	system for CBO to review		Y
MECH-1	G	Approval	Plant Design	Drawing	25542-009-P34-FG-00121	UNDERGROUND PIPING ISOMETRIC - FUEL GAS SYSTEM - UNIT 1 AND 2	Bechtel	system for CBO to review		Y
MECH-1	G	Approval	Plant Design	Drawing	25542-009-P34-FG-00122	UNDERGROUND PIPING ISOMETRIC - FUEL GAS SYSTEM - UNIT 1 AND 2	Bechtel	system for CBO to review		Y
MECH-1	G	Approval	Plant Design	Drawing	25542-009-P34-FG-00123	UNDERGROUND PIPING ISOMETRIC - FUEL GAS SYSTEM - UNIT 1 AND 2	Bechtel	system for CBO to review		Y
MECH-1	G	Approval	Plant Design	Drawing	25542-009-P34-FG-00124	UNDERGROUND PIPING ISOMETRIC - FUEL GAS SYSTEM - UNIT 1 AND 2	Bechtel	system for CBO to review		Y
MECH-1	G	Approval	Plant Design	Drawing	25542-009-P34-FG-00125	UNDERGROUND PIPING ISOMETRIC - FUEL GAS SYSTEM - UNIT 1 AND 2	Bechtel	system for CBO to review		Y
MECH-1	G	Approval	Plant Design	Drawing	25542-009-P34-FG-00126	UNDERGROUND PIPING ISOMETRIC - FUEL GAS SYSTEM - UNIT 1 AND 2	Bechtel	system for CBO to review		Y
MECH-1	G	Approval	Plant Design	Drawing	25542-009-P34-FG-00127	UNDERGROUND PIPING ISOMETRIC - FUEL GAS SYSTEM - UNIT 1 AND 2	Bechtel	system for CBO to review		Y
MECH-1	G	Approval	Plant Design	Drawing	25542-009-P34-FG-00128	UNDERGROUND PIPING ISOMETRIC - FUEL GAS SYSTEM - UNIT 1 AND 2	Bechtel	system for CBO to review		Y
MECH-1	G	Approval	Plant Design	Drawing	25542-009-P34-FG-00129	UNDERGROUND PIPING ISOMETRIC - FUEL GAS SYSTEM - UNIT 1 AND 2	Bechtel	system for CBO to review		Y
MECH-1	G	Approval	Plant Design	Drawing	25542-009-P34-FG-00130	UNDERGROUND PIPING ISOMETRIC - FUEL GAS SYSTEM - UNIT 1 AND 2	Bechtel	system for CBO to review		Y
MECH-1	G	Approval	Plant Design	Drawing	25542-009-P34-FG-00131	UNDERGROUND PIPING ISOMETRIC - FUEL GAS SYSTEM - UNIT 1 AND 2	Bechtel	system for CBO to review		Y
MECH-1	G	Approval	Plant Design	Drawing	25542-009-P34-FG-00132	UNDERGROUND PIPING ISOMETRIC - FUEL GAS SYSTEM - UNIT 1 AND 2	Bechtel	system for CBO to review		Y
MECH-1	G	Approval	Plant Design	Drawing	25542-009-P34-FG-00133	UNDERGROUND PIPING ISOMETRIC - FUEL GAS SYSTEM - UNIT 1 AND 2	Bechtel	system for CBO to review		Y
MECH-1	G	Approval	Plant Design	Drawing	25542-009-P34-FG-00134	UNDERGROUND PIPING ISOMETRIC - FUEL GAS SYSTEM - UNIT 1 AND 2	Bechtel	system for CBO to review		Y
MECH-1	G	Approval	Plant Design	Drawing	25542-009-P34-FG-00135	UNDERGROUND PIPING ISOMETRIC - FUEL GAS SYSTEM - UNIT 1 AND 2	Bechtel	system for CBO to review		Y
MECH-1	G	Approval	Plant Design	Drawing	25542-009-P34-FG-00136	UNDERGROUND PIPING ISOMETRIC - FUEL GAS SYSTEM - UNIT 1 AND 2	Bechtel	system for CBO to review		Y
MECH-1	G	Approval	Plant Design	Drawing	25542-009-P34-FG-00137	UNDERGROUND PIPING ISOMETRIC - FUEL GAS SYSTEM - UNIT 1 AND 2	Bechtel	system for CBO to review		Y
MECH-1	G	Approval	Plant Design	Drawing	25542-009-P34-FG-00138	UNDERGROUND PIPING ISOMETRIC - FUEL GAS SYSTEM - UNIT 1 AND 2	Bechtel	system for CBO to review		Y
MECH-1	G	Approval	Plant Design	Drawing	25542-009-P34-FG-00139	UNDERGROUND PIPING ISOMETRIC - FUEL GAS SYSTEM - UNIT 1 AND 2	Bechtel	system for CBO to review		Y
MECH-1	G	Approval	Plant Design	Drawing	25542-009-P34-FG-00140	UNDERGROUND PIPING ISOMETRIC - FUEL GAS SYSTEM - UNIT 1 AND 2	Bechtel	system for CBO to review		Y
MECH-1	G	Approval	Plant Design	Drawing	25542-009-P34-FG-00141	UNDERGROUND PIPING ISOMETRIC - FUEL GAS SYSTEM - UNIT 1 AND 2	Bechtel	system for CBO to review		Y
MECH-1	G	Approval	Plant Design	Drawing	25542-009-P34-FG-00142	UNDERGROUND PIPING ISOMETRIC - FUEL GAS SYSTEM - UNIT 1 AND 2	Bechtel	system for CBO to review		Y
MECH-1	G	Approval	Plant Design	Drawing	25542-009-P34-FG-00143	UNDERGROUND PIPING ISOMETRIC - FUEL GAS SYSTEM - UNIT 1 AND 2	Bechtel	system for CBO to review		Y
MECH-1	G	Approval	Plant Design	Drawing	25542-009-P34-FG-00144	UNDERGROUND PIPING ISOMETRIC - FUEL GAS SYSTEM - UNIT 1 AND 2	Bechtel	system for CBO to review		Y
MECH-1	G	Approval	Plant Design	Drawing	25542-009-P34-FG-00145	UNDERGROUND PIPING ISOMETRIC - FUEL GAS SYSTEM - UNIT 1 AND 2	Bechtel	system for CBO to review		Y
MECH-1	G	Approval	Plant Design	Drawing	25542-009-P34-FG-00146	UNDERGROUND PIPING ISOMETRIC - FUEL GAS SYSTEM - UNIT 1 AND 2	Bechtel	system for CBO to review		Y
MECH-1	G	Approval	Plant Design	Drawing	25542-009-P34-FG-00147	UNDERGROUND PIPING ISOMETRIC - FUEL GAS SYSTEM - UNIT 1 , 2 AND 3	Bechtel	system for CBO to review		Y
MECH-1	G	Approval	Plant Design	Drawing	25542-009-P34-FG-00148	UNDERGROUND PIPING ISOMETRIC - FUEL GAS SYSTEM - UNIT 1 , 2 AND 3	Bechtel	system for CBO to review		Y
MECH-1	G	Approval	Plant Design	Drawing	25542-009-P34-FG-00149	UNDERGROUND PIPING ISOMETRIC - FUEL GAS SYSTEM - UNIT 1 , 2 AND 3	Bechtel	system for CBO to review		Y
MECH-1	G	Approval	Plant Design	Drawing	25542-009-P34-FG-00150	UNDERGROUND PIPING ISOMETRIC - FUEL GAS SYSTEM - UNIT 1 , 2 AND 3	Bechtel	system for CBO to review		Y
MECH-1	G	Approval	Plant Design	Drawing	25542-009-P34-FG-00151	UNDERGROUND PIPING ISOMETRIC - FUEL GAS SYSTEM - UNIT 1 , 2 AND 3	Bechtel	system for CBO to review		Y
MECH-1	G	Approval	Plant Design	Drawing	25542-009-P34-FG-00152	UNDERGROUND PIPING ISOMETRIC - FUEL GAS SYSTEM - UNIT 1 , 2 AND 3	Bechtel	system for CBO to review		Y
MECH-1	G	Approval	Plant Design	Drawing	25542-009-P34-FG-00153	UNDERGROUND PIPING ISOMETRIC - FUEL GAS SYSTEM - UNIT 1 , 2 AND 3	Bechtel	system for CBO to review		Y
MECH-1	G	Approval	Plant Design	Drawing	25542-009-P34-FG-00154	UNDERGROUND PIPING ISOMETRIC - FUEL GAS SYSTEM - UNIT 1 , 2 AND 3	Bechtel	system for CBO to review		Y
MECH-1	G	Approval	Plant Design	Drawing	25542-009-P34-FG-00155	UNDERGROUND PIPING ISOMETRIC - FUEL GAS SYSTEM - UNIT 1 , 2 AND 3	Bechtel	system for CBO to review		Y
MECH-1	G	Approval	Plant Design	Drawing	25542-009-P34-FG-00156	UNDERGROUND PIPING ISOMETRIC - FUEL GAS SYSTEM - UNIT 1 , 2 AND 3	Bechtel	system for CBO to review		Y
MECH-1	G	Approval	Plant Design	Drawing	25542-009-P34-FG-00157	UNDERGROUND PIPING ISOMETRIC - FUEL GAS SYSTEM - UNIT 1 , 2 AND 3	Bechtel	system for CBO to review		Y
MECH-1	G	Approval	Plant Design	Drawing	25542-009-P34-FG-00158	3	Bechtel	system for CBO to review		Y
MECH-1	G	Approval	Plant Design	Drawing	25542-009-P34-FG-00159	4	Bechtel	system for CBO to review		Y
MECH-1	G	Approval	Plant Design	Drawing	25542-009-P34-FG-00160	5	Bechtel	system for CBO to review		Y
MECH-1	G	Approval	Plant Design	Drawing	25542-009-P34-FG-00161	6	Bechtel	system for CBO to review		Y
MECH-1	G	Approval	Plant Design	Drawing	25542-009-P34-FG-00162	7	Bechtel	system for CBO to review		Y
MECH-1	G	Approval	Plant Design	Drawing	25542-009-P34-FG-00163	8	Bechtel	system for CBO to review		Y
MECH-1	G	Approval	Plant Design	Drawing	25542-009-P34-FG-00164	9	Bechtel	system for CBO to review		Y
MECH-1	G	Approval	Plant Design	Drawing	25542-009-P34-FG-00165	10	Bechtel	system for CBO to review		Y
MECH-1	G	Approval	Plant Design	Drawing	25542-009-P34-FG-00166	11	Bechtel	system for CBO to review		Y
MECH-1	G	Approval	Plant Design	Drawing	25542-009-P34-FG-00167	12	Bechtel	system for CBO to review		Y
MECH-1	G	Approval	Plant Design	Drawing	25542-009-P34-FG-00168	13	Bechtel	system for CBO to review		Y
MECH-1	G	Approval	Plant Design	Drawing	25542-009-P34-FG-00169	14	Bechtel	system for CBO to review		Y
MECH-1	G	Approval	Plant Design	Drawing	25542-009-P34-FG-00170	15	Bechtel	system for CBO to review		Y
MECH-1	G	Approval	Plant Design	Drawing	25542-009-P34-FG-00171	16	Bechtel	system for CBO to review		Y
MECH-1	G	Approval	Plant Design	Drawing	25542-009-P34-FG-00172	17	Bechtel	system for CBO to review		Y
MECH-1	G	Approval	Plant Design	Drawing	25542-009-P34-FG-00173	18	Bechtel	system for CBO to review		Y
MECH-1	G	Approval	Plant Design	Drawing	25542-009-P34-FG-00174	19	Bechtel	system for CBO to review		Y
MECH-1	G	Approval	Plant Design	Drawing	25542-009-P34-FG-00175	20	Bechtel	system for CBO to review		Y
MECH-1	G	Approval	Plant Design	Drawing	25542-009-P34-FG-00176	21	Bechtel	system for CBO to review		Y
MECH-1	G	Approval	Plant Design	Drawing	25542-009-P34-FG-00177	22	Bechtel	system for CBO to review		Y
MECH-1	G	Approval	Plant Design	Drawing	25542-009-P34-FG-00178	23	Bechtel	system for CBO to review		Y
MECH-1	G	Approval	Plant Design	Drawing	25542-009-P34-FG-00179	24	Bechtel	system for CBO to review		Y
MECH-1	G	Approval	Plant Design	Drawing	25542-009-P34-FG-00180	25	Bechtel	system for CBO to review		Y
MECH-1	G	Approval	Plant Design	Drawing	25542-009-P34-FG-00181	26	Bechtel	system for CBO to review		Y
MECH-1	G	Approval	Plant Design	Drawing	25542-009-P34-FG-00182	27	Bechtel	system for CBO to review		Y
MECH-1	G	Approval	Plant Design	Drawing	25542-009-P34-FG-00183	28	Bechtel	system for CBO to review		Y
MECH-1	G	Approval	Plant Design	Drawing	25542-009-P34-FG-00184	29	Bechtel	system for CBO to review		Y
MECH-1	G	Approval	Plant Design	Drawing	25542-009-P34-FG-00185	30	Bechtel	system for CBO to review		Y
MECH-1	G	Approval	Plant Design	Drawing	25542-009-P34-FG-00186	31	Bechtel	system for CBO to review		Y
MECH-1	G	Approval	Plant Design	Drawing	25542-009-P34-FG-00187	32	Bechtel	system for CBO to review		Y
MECH-1	G	Approval	Plant Design	Drawing	25542-009-P34-FG-00188	33	Bechtel	system for CBO to review		Y
MECH-1	G	Approval	Plant Design	Drawing	25542-009-P34-FG-00189	34	Bechtel	system for CBO to review		Y
MECH-1	G	Approval	Plant Design	Drawing	25542-009-P34-FG-00190	35	Bechtel	system for CBO to review		Y
MECH-1	G	Approval	Plant Design	Drawing	25542-009-P34-FG-00191	36	Bechtel	system for CBO to review		Y
MECH-1	G	Approval	Plant Design	Drawing	25542-009-P34-FG-00192	37	Bechtel	system for CBO to review		Y
MECH-1	G	Approval	Plant Design	Drawing	25542-009-P34-FG-00193	38	Bechtel	system for CBO to review		Y
MECH-1	G	Approval	Plant Design	Drawing	25542-009-P34-FG-00194	39	Bechtel	system for CBO to review		Y
MECH-1	G	Approval	Plant Design	Drawing	25542-009-P34-FG-00195	40	Bechtel	system for CBO to review		Y
MECH-1	G	Approval	Plant Design	Drawing	25542-009-P34-FG-00196	41	Bechtel	system for CBO to review		Y
MECH-1	G	Approval	Plant Design	Drawing	25542-009-P34-FG-00197	42	Bechtel	system for CBO to review		Y
MECH-1	G	Approval	Plant Design	Drawing	25542-009-P34-FG-00198	43	Bechtel	system for CBO to review		Y
MECH-1	G	Approval	Plant Design	Drawing	25542-009-P34-FG-00300	44	Bechtel	system for CBO to review		Y
MECH-1	G	Approval	Plant Design	Drawing	25542-009-P34-FG-00301	45	Bechtel	system for CBO to review		Y
MECH-1	G	Approval	Plant Design	Drawing	25542-009-P34-FG-00302	46	Bechtel	system for CBO to review		Y
MECH-1	G	Approval	Plant Design	Drawing	25542-009-P34-FG-00303	47	Bechtel	system for CBO to review		Y
MECH-1	G	Approval	Plant Design	Drawing	25542-009-P34-FG-00304	48	Bechtel	system for CBO to review		Y
MECH-1	G	Approval	Plant Design	Drawing	25542-009-P34-FG-00305	49	Bechtel	system for CBO to review		Y
MECH-1	G	Approval	Plant Design	Drawing	25542-009-P34-FG-00306	50	Bechtel	system for CBO to review		Y
MECH-1	G	Approval	Plant Design	Drawing	25542-009-P34-FG-00307	51	Bechtel	system for CBO to review		Y
MECH-1	G	Approval	Plant Design	Drawing	25542-009-P34-FG-00308	52	Bechtel	system for CBO to review		Y
MECH-1	G	Approval	Plant Design	Drawing	25542-009-P34-FG-00309	53	Bechtel	system for CBO to review		Y
MECH-1	G	Approval	Plant Design	Drawing	25542-009-P34-FG-00310	54	Bechtel	system for CBO to review		Y
MECH-1	G	Approval	Plant Design	Drawing	25542-009-P34-FG-00199	UNDERGROUND PIPING ISOMETRIC - FUEL GAS SYSTEM - UNIT 2	Bechtel	system for CBO to review		Y
MECH-1	G	Approval	Plant Design	Drawing	25542-009-P34-FG-00200	UNDERGROUND PIPING ISOMETRIC - FUEL GAS SYSTEM - UNIT 2	Bechtel	system for CBO to review		Y
MECH-1	G	Approval	Plant Design	Drawing	25542-009-P34-FG-00201	UNDERGROUND PIPING ISOMETRIC - FUEL GAS SYSTEM - UNIT 2	Bechtel	system for CBO to review		Y

Certification	GEN-2 Tbl. 2 (G)	Reason -	Discipline	t Type	Document Number	Title	Vendor/	Remarks	cast	Approved
MECH-1	G	Approval	Plant Design	Drawing	25542-009-P34-FG-00202	UNDERGROUND PIPING ISOMETRIC - FUEL GAS SYSTEM - UNIT 2	Bechtel	system for CBO to review		Y
MECH-1	G	Approval	Plant Design	Drawing	25542-009-P34-FG-00203	UNDERGROUND PIPING ISOMETRIC - FUEL GAS SYSTEM - UNIT 2	Bechtel	system for CBO to review		Y
MECH-1	G	Approval	Plant Design	Drawing	25542-009-P34-FG-00204	UNDERGROUND PIPING ISOMETRIC - FUEL GAS SYSTEM - UNIT 2	Bechtel	system for CBO to review		Y
MECH-1	G	Approval	Plant Design	Drawing	25542-009-P34-FG-00205	UNDERGROUND PIPING ISOMETRIC - FUEL GAS SYSTEM - UNIT 2	Bechtel	system for CBO to review		Y
MECH-1	G	Approval	Plant Design	Drawing	25542-009-P34-FG-00206	UNDERGROUND PIPING ISOMETRIC - FUEL GAS SYSTEM - UNIT 2	Bechtel	system for CBO to review		Y
MECH-1	G	Approval	Plant Design	Drawing	25542-009-P34-FG-00207	UNDERGROUND PIPING ISOMETRIC - FUEL GAS SYSTEM - UNIT 2	Bechtel	system for CBO to review		Y
MECH-1	G	Approval	Plant Design	Drawing	25542-009-P34-FG-00208	UNDERGROUND PIPING ISOMETRIC - FUEL GAS SYSTEM - UNIT 2	Bechtel	system for CBO to review		Y
MECH-1	G	Approval	Plant Design	Drawing	25542-009-P34-FG-00209	UNDERGROUND PIPING ISOMETRIC - FUEL GAS SYSTEM - UNIT 2	Bechtel	system for CBO to review		Y
MECH-1	G	Approval	Plant Design	Drawing	25542-009-P34-FG-00210	UNDERGROUND PIPING ISOMETRIC - FUEL GAS SYSTEM - UNIT 2	Bechtel	system for CBO to review		Y
MECH-1	G	Approval	Plant Design	Drawing	25542-009-P34-FG-00211	UNDERGROUND PIPING ISOMETRIC - FUEL GAS SYSTEM - UNIT 2	Bechtel	system for CBO to review		Y
MECH-1	G	Approval	Plant Design	Drawing	25542-009-P34-FG-00212	UNDERGROUND PIPING ISOMETRIC - FUEL GAS SYSTEM - UNIT 2	Bechtel	system for CBO to review		Y
MECH-1	G	Approval	Plant Design	Drawing	25542-009-P34-FG-00213	UNDERGROUND PIPING ISOMETRIC - FUEL GAS SYSTEM - UNIT 2	Bechtel	system for CBO to review		Y
MECH-1	G	Approval	Plant Design	Drawing	25542-009-P34-FG-00214	UNDERGROUND PIPING ISOMETRIC - FUEL GAS SYSTEM - UNIT 2	Bechtel	system for CBO to review		Y
MECH-1	G	Approval	Plant Design	Drawing	25542-009-P34-FG-00215	UNDERGROUND PIPING ISOMETRIC - FUEL GAS SYSTEM - UNIT 2	Bechtel	system for CBO to review		Y
MECH-1	G	Approval	Plant Design	Drawing	25542-009-P34-FG-00216	UNDERGROUND PIPING ISOMETRIC - FUEL GAS SYSTEM - UNIT 2	Bechtel	system for CBO to review		Y
MECH-1	G	Approval	Plant Design	Drawing	25542-009-P34-FG-00217	UNDERGROUND PIPING ISOMETRIC - FUEL GAS SYSTEM - UNIT 2	Bechtel	system for CBO to review		Y
MECH-1	G	Approval	Plant Design	Drawing	25542-009-P34-FG-00218	UNDERGROUND PIPING ISOMETRIC - FUEL GAS SYSTEM - UNIT 2	Bechtel	system for CBO to review		Y
MECH-1	G	Approval	Plant Design	Drawing	25542-009-P34-FG-00219	UNDERGROUND PIPING ISOMETRIC - FUEL GAS SYSTEM - UNIT 2	Bechtel	system for CBO to review		Y
MECH-1	G	Approval	Plant Design	Drawing	25542-009-P34-FG-00220	UNDERGROUND PIPING ISOMETRIC - FUEL GAS SYSTEM - UNIT 2	Bechtel	system for CBO to review		Y
MECH-1	G	Approval	Plant Design	Drawing	25542-009-P34-FG-00221	UNDERGROUND PIPING ISOMETRIC - FUEL GAS SYSTEM - UNIT 2	Bechtel	system for CBO to review		Y
MECH-1	G	Approval	Plant Design	Drawing	25542-009-P34-FG-00222	UNDERGROUND PIPING ISOMETRIC - FUEL GAS SYSTEM - UNIT 2	Bechtel	system for CBO to review		Y
MECH-1		Approval	Plant Design	Drawing	25542-009-P34-FG-00258	UNDERGROUND PIPING ISOMETRIC - NATURAL GAS SYSTEM TO UNIT 3	Bechtel			Y
MECH-1		Approval	Plant Design	Drawing	25542-009-P34-FG-00259	UNDERGROUND PIPING ISOMETRIC - NATURAL GAS SYSTEM TO UNIT 3	Bechtel			Y
MECH-1		Approval	Plant Design	Drawing	25542-009-P34-FG-00260	UNDERGROUND PIPING ISOMETRIC - NATURAL GAS SYSTEM TO UNIT 3	Bechtel			Y
MECH-1	G	Approval	Plant Design	Drawing	25542-009-P35-FG-00001 to -00***	ISOMETRICS (LARGE BORE)-FUEL GAS - (UNDERGROUND)	Bechtel	(U-2), U-3 Dec 10, Kern	Nov-	Y
MECH-1	G	Approval	Plant Design	Drawing	25542-000-P35-PF-000##	(UNDERGROUND)	Bechtel	MECH-1-1-1.07 & 1.08	Nov-	Y
MECH-1	G	Approval	Plant Design	Drawing	25542-001-P35-PF-00001	UNDERGROUND PIPING ISOMETRIC - FIRE PROTECTION SYSTEM UNIT 1	Bechtel	system for CBO to review		Y
MECH-1	G	Approval	Plant Design	Drawing	25542-001-P35-PF-00002	UNDERGROUND PIPING ISOMETRIC - FIRE PROTECTION SYSTEM UNIT 1	Bechtel	system for CBO to review		Y
MECH-1	G	Approval	Plant Design	Drawing	25542-001-P35-PF-00003	UNDERGROUND PIPING ISOMETRIC - FIRE PROTECTION SYSTEM UNIT 1	Bechtel	system for CBO to review		Y
MECH-1	G	Approval	Plant Design	Drawing	25542-001-P35-PF-00004	UNDERGROUND PIPING ISOMETRIC - FIRE PROTECTION SYSTEM UNIT 1	Bechtel	system for CBO to review		Y
MECH-1	G	Approval	Plant Design	Drawing	25542-001-P35-PF-00005	UNDERGROUND PIPING ISOMETRIC - FIRE PROTECTION SYSTEM UNIT 1	Bechtel	system for CBO to review		Y
MECH-1	G	Approval	Plant Design	Drawing	25542-001-P35-PF-00006	UNDERGROUND PIPING ISOMETRIC - FIRE PROTECTION SYSTEM UNIT 1	Bechtel	system for CBO to review		Y
MECH-1	G	Approval	Plant Design	Drawing	25542-001-P35-PF-00007	UNDERGROUND PIPING ISOMETRIC - FIRE PROTECTION SYSTEM UNIT 1	Bechtel	system for CBO to review		Y
MECH-1	G	Approval	Plant Design	Drawing	25542-001-P35-PF-00008	UNDERGROUND PIPING ISOMETRIC - FIRE PROTECTION SYSTEM UNIT 1	Bechtel	system for CBO to review		Y
MECH-1	G	Approval	Plant Design	Drawing	25542-001-P35-PF-00009	UNDERGROUND PIPING ISOMETRIC - FIRE PROTECTION SYSTEM UNIT 1	Bechtel	system for CBO to review		Y
MECH-1	G	Approval	Plant Design	Drawing	25542-001-P35-PF-00010	UNDERGROUND PIPING ISOMETRIC - FIRE PROTECTION SYSTEM UNIT 1	Bechtel	system for CBO to review		Y
MECH-1	G	Approval	Plant Design	Drawing	25542-001-P35-PF-00011	UNDERGROUND PIPING ISOMETRIC - FIRE PROTECTION SYSTEM UNIT 1	Bechtel	system for CBO to review		Y
MECH-1	G	Approval	Plant Design	Drawing	25542-001-P35-PF-00012	UNDERGROUND PIPING ISOMETRIC - FIRE PROTECTION SYSTEM UNIT 1	Bechtel	system for CBO to review		Y
MECH-1	G	Approval	Plant Design	Drawing	25542-001-P35-PF-00013	UNDERGROUND PIPING ISOMETRIC - FIRE PROTECTION SYSTEM UNIT 1	Bechtel	system for CBO to review		Y
MECH-1	G	Approval	Plant Design	Drawing	25542-001-P35-PF-00014	UNDERGROUND PIPING ISOMETRIC - FIRE PROTECTION SYSTEM UNIT 1	Bechtel	system for CBO to review		Y
MECH-1	G	Approval	Plant Design	Drawing	25542-001-P35-PF-00015	UNDERGROUND PIPING ISOMETRIC - FIRE PROTECTION SYSTEM UNIT 1	Bechtel	system for CBO to review		Y
MECH-1	G	Approval	Plant Design	Drawing	25542-001-P35-PF-00016	UNDERGROUND PIPING ISOMETRIC - FIRE PROTECTION SYSTEM UNIT 1	Bechtel	system for CBO to review		Y
MECH-1	G	Approval	Plant Design	Drawing	25542-001-P35-PF-00017	UNDERGROUND PIPING ISOMETRIC - FIRE PROTECTION SYSTEM UNIT 1	Bechtel	system for CBO to review		Y
MECH-1	G	Approval	Plant Design	Drawing	25542-001-P35-PF-00018	UNDERGROUND PIPING ISOMETRIC - FIRE PROTECTION SYSTEM UNIT 1	Bechtel	system for CBO to review		Y
MECH-1	G	Approval	Plant Design	Drawing	25542-001-P35-PF-00019	UNDERGROUND PIPING ISOMETRIC - FIRE PROTECTION SYSTEM UNIT 1	Bechtel	system for CBO to review		Y
MECH-1	G	Approval	Plant Design	Drawing	25542-001-P35-PF-00020	UNDERGROUND PIPING ISOMETRIC - FIRE PROTECTION SYSTEM UNIT 1	Bechtel	system for CBO to review		Y
MECH-1	G	Approval	Plant Design	Drawing	25542-001-P35-PF-00021	UNDERGROUND PIPING ISOMETRIC - FIRE PROTECTION SYSTEM UNIT 1	Bechtel	system for CBO to review		Y
MECH-1	G	Approval	Plant Design	Drawing	25542-001-P35-PF-00022	UNDERGROUND PIPING ISOMETRIC - FIRE PROTECTION SYSTEM UNIT 1	Bechtel	system for CBO to review		Y
MECH-1	G	Approval	Plant Design	Drawing	25542-001-P35-PF-00023	UNDERGROUND PIPING ISOMETRIC - FIRE PROTECTION SYSTEM UNIT 1	Bechtel	system for CBO to review		Y
MECH-1	G	Approval	Plant Design	Drawing	25542-001-P35-PF-00024	UNDERGROUND PIPING ISOMETRIC - FIRE PROTECTION SYSTEM UNIT 1	Bechtel	system for CBO to review		Y
MECH-1	G	Approval	Plant Design	Drawing	25542-001-P35-PF-00025	UNDERGROUND PIPING ISOMETRIC - FIRE PROTECTION SYSTEM UNIT 1	Bechtel	system for CBO to review		Y
MECH-1	G	Approval	Plant Design	Drawing	25542-001-P35-PF-00026	UNDERGROUND PIPING ISOMETRIC - FIRE PROTECTION SYSTEM UNIT 1	Bechtel	system for CBO to review		Y
MECH-1	G	Approval	Plant Design	Drawing	25542-001-P35-PF-00027	UNDERGROUND PIPING ISOMETRIC - FIRE PROTECTION SYSTEM UNIT 1	Bechtel	system for CBO to review		Y
MECH-1	G	Approval	Plant Design	Drawing	25542-001-P35-PF-00028	UNDERGROUND PIPING ISOMETRIC - FIRE PROTECTION SYSTEM UNIT 1	Bechtel	system for CBO to review		Y
MECH-1	G	Approval	Plant Design	Drawing	25542-001-P35-PF-00029	UNDERGROUND PIPING ISOMETRIC - FIRE PROTECTION SYSTEM UNIT 1	Bechtel	system for CBO to review		Y
MECH-1	G	Approval	Plant Design	Drawing	25542-001-P35-PF-00030	UNDERGROUND PIPING ISOMETRIC - FIRE PROTECTION SYSTEM UNIT 1	Bechtel	system for CBO to review		Y
MECH-1	G	Approval	Plant Design	Drawing	25542-001-P35-PF-00031	UNDERGROUND PIPING ISOMETRIC - FIRE PROTECTION SYSTEM UNIT 1	Bechtel	system for CBO to review		Y
MECH-1	G	Approval	Plant Design	Drawing	25542-001-P35-PF-00032	UNDERGROUND PIPING ISOMETRIC - FIRE PROTECTION SYSTEM UNIT 1	Bechtel	system for CBO to review		Y
MECH-1	G	Approval	Plant Design	Drawing	25542-001-P35-PF-00033	UNDERGROUND PIPING ISOMETRIC - FIRE PROTECTION SYSTEM UNIT 1	Bechtel	system for CBO to review		Y
MECH-1	G	Approval	Plant Design	Drawing	25542-001-P35-PF-00034	UNDERGROUND PIPING ISOMETRIC - FIRE PROTECTION SYSTEM UNIT 1	Bechtel	system for CBO to review		Y
MECH-1	G	Approval	Plant Design	Drawing	25542-001-P35-PF-00035	UNDERGROUND PIPING ISOMETRIC - FIRE PROTECTION SYSTEM UNIT 1	Bechtel	system for CBO to review		Y
MECH-1	G	Approval	Plant Design	Drawing	25542-001-P35-PF-00036	UNDERGROUND PIPING ISOMETRIC - FIRE PROTECTION SYSTEM UNIT 1	Bechtel	system for CBO to review		Y
MECH-1	G	Approval	Plant Design	Drawing	25542-001-P35-PF-00037	UNDERGROUND PIPING ISOMETRIC - FIRE PROTECTION SYSTEM UNIT 1	Bechtel	system for CBO to review		Y
MECH-1	G	Approval	Plant Design	Drawing	25542-001-P35-PF-00038	UNDERGROUND PIPING ISOMETRIC - FIRE PROTECTION SYSTEM UNIT 1	Bechtel	system for CBO to review		Y
MECH-1	G	Approval	Plant Design	Drawing	25542-001-P35-PF-00039	UNDERGROUND PIPING ISOMETRIC - FIRE PROTECTION SYSTEM UNIT 1	Bechtel	system for CBO to review		Y
MECH-1	G	Approval	Plant Design	Drawing	25542-001-P35-PF-00040	UNDERGROUND PIPING ISOMETRIC - FIRE PROTECTION SYSTEM UNIT 1	Bechtel	system for CBO to review		Y
MECH-1	G	Approval	Plant Design	Drawing	25542-001-P35-PF-00041	UNDERGROUND PIPING ISOMETRIC - FIRE PROTECTION SYSTEM UNIT 1	Bechtel	system for CBO to review		Y
MECH-1	G	Approval	Plant Design	Drawing	25542-001-P35-PF-00042	UNDERGROUND PIPING ISOMETRIC - FIRE PROTECTION SYSTEM UNIT 1	Bechtel	system for CBO to review		Y
MECH-1	G	Approval	Plant Design	Drawing	25542-001-P35-PF-00043	UNDERGROUND PIPING ISOMETRIC - FIRE PROTECTION SYSTEM UNIT 1	Bechtel	system for CBO to review		Y
MECH-1	G	Approval	Plant Design	Drawing	25542-001-P35-PF-00044	UNDERGROUND PIPING ISOMETRIC - FIRE PROTECTION SYSTEM UNIT 1	Bechtel	system for CBO to review		Y
MECH-1	G	Approval	Plant Design	Drawing	25542-001-P35-PF-00045	UNDERGROUND PIPING ISOMETRIC - FIRE PROTECTION SYSTEM UNIT 1	Bechtel	system for CBO to review		Y
MECH-1	G	Approval	Plant Design	Drawing	25542-001-P35-PF-00046	UNDERGROUND PIPING ISOMETRIC - FIRE PROTECTION SYSTEM UNIT 1	Bechtel	system for CBO to review		Y
MECH-1	G	Approval	Plant Design	Drawing	25542-001-P35-PF-00047	UNDERGROUND PIPING ISOMETRIC - FIRE PROTECTION SYSTEM UNIT 1	Bechtel	system for CBO to review		Y
MECH-1	G	Approval	Plant Design	Drawing	25542-001-P35-PF-00048	UNDERGROUND PIPING ISOMETRIC - FIRE PROTECTION SYSTEM UNIT 1	Bechtel	system for CBO to review		Y
MECH-1	G	Approval	Plant Design	Drawing	25542-001-P35-PF-00049	UNDERGROUND PIPING ISOMETRIC - FIRE PROTECTION SYSTEM UNIT 1	Bechtel	system for CBO to review		Y
MECH-1	G	Approval	Plant Design	Drawing	25542-001-P35-PF-00050	UNDERGROUND PIPING ISOMETRIC - FIRE PROTECTION SYSTEM UNIT 1	Bechtel	system for CBO to review		Y
MECH-1	G	Approval	Plant Design	Drawing	25542-001-P35-PF-00051	UNDERGROUND PIPING ISOMETRIC - FIRE PROTECTION SYSTEM UNIT 1	Bechtel	system for CBO to review		Y
MECH-1	G	Approval	Plant Design	Drawing	25542-001-P35-PF-00052	UNDERGROUND PIPING ISOMETRIC - FIRE PROTECTION SYSTEM UNIT 1	Bechtel	system for CBO to review		Y
MECH-1	G	Approval	Plant Design	Drawing	25542-001-P35-PF-00053	UNDERGROUND PIPING ISOMETRIC - FIRE PROTECTION SYSTEM UNIT 1	Bechtel	system for CBO to review		Y
MECH-1	G	Approval	Plant Design	Drawing	25542-001-P35-PF-00054	UNDERGROUND PIPING ISOMETRIC - FIRE PROTECTION SYSTEM UNIT 1	Bechtel	system for CBO to review		Y
MECH-1	G	Approval	Plant Design	Drawing	25542-001-P35-PF-00055	UNDERGROUND PIPING ISOMETRIC - FIRE PROTECTION SYSTEM UNIT 1	Bechtel	system for CBO to review		Y
MECH-1	G	Approval	Plant Design	Drawing	25542-009-P35-PF-00001	UNDERGROUND PIPING ISOMETRIC - FIRE PROTECTION SYSTEM	Bechtel	system for CBO to review		Y
MECH-1	G	Approval	Plant Design	Drawing	25542-009-P35-PF-00002	UNDERGROUND PIPING ISOMETRIC - FIRE PROTECTION SYSTEM	Bechtel	system for CBO to review		Y
MECH-1	G	Approval	Plant Design	Drawing	25542-009-P35-PF-00003	UNDERGROUND PIPING ISOMETRIC - FIRE PROTECTION SYSTEM	Bechtel	system for CBO to review		Y
MECH-1	G	Approval	Plant Design	Drawing	25542-009-P35-PF-00004	UNDERGROUND PIPING ISOMETRIC - FIRE PROTECTION SYSTEM	Bechtel	system for CBO to review		Y
MECH-1	G	Approval	Plant Design	Drawing	25542-009-P35-PF-00005	UNDERGROUND PIPING ISOMETRIC - FIRE PROTECTION SYSTEM	Bechtel	system for CBO to review		Y
MECH-1	G	Approval	Plant Design	Drawing	25542-009-P35-PF-00006	UNDERGROUND PIPING ISOMETRIC - FIRE PROTECTION SYSTEM	Bechtel	system for CBO to review		Y
MECH-1	G	Approval	Plant Design	Drawing	25542-009-P35-PF-00007	UNDERGROUND PIPING ISOMETRIC - FIRE PROTECTION SYSTEM	Bechtel	system for CBO to review		Y
MECH-1	G	Approval	Plant Design	Drawing	25542-009-P35-PF-00008	UNDERGROUND PIPING ISOMETRIC - FIRE PROTECTION SYSTEM	Bechtel	system for CBO to review		Y
MECH-1	G	Approval	Plant Design	Drawing	25542-009-P35-PF-00009	UNDERGROUND PIPING ISOMETRIC - FIRE PROTECTION SYSTEM	Bechtel	system for CBO to review		Y
MECH-1	G	Approval	Plant Design	Drawing	25542-009-P35-PF-00010	UNDERGROUND PIPING ISOMETRIC - FIRE PROTECTION SYSTEM	Bechtel	system for CBO to review		Y
MECH-1	G	Approval	Plant Design	Drawing	25542-009-P35-PF-00011	UNDERGROUND PIPING ISOMETRIC - FIRE PROTECTION SYSTEM	Bechtel	system for CBO to review		Y
MECH-1	G	Approval	Plant Design	Drawing	25542-009-P35-PF-00012	UNDERGROUND PIPING ISOMETRIC - FIRE PROTECTION SYSTEM	Bechtel	system for CBO to review		Y
MECH-1	G	Approval	Plant Design	Drawing	25542-009-P35-PF-00013	UNDERGROUND PIPING ISOMETRIC - FIRE PROTECTION SYSTEM	Bechtel	system for CBO to review		Y
MECH-1	G	Approval	Plant Design	Drawing	25542-009-P35-PF-00014	UNDERGROUND PIPING ISOMETRIC - FIRE PROTECTION SYSTEM	Bechtel	system for CBO to review		Y
MECH-1	G	Approval	Plant Design	Drawing	25542-009-P35-PF-00015	UNDERGROUND PIPING ISOMETRIC - FIRE PROTECTION SYSTEM	Bechtel	system for CBO to review		Y
MECH-1	G	Approval	Plant Design	Drawing	25542-009-P35-PF-00016	UNDERGROUND PIPING ISOMETRIC - FIRE PROTECTION SYSTEM	Bechtel	system for CBO to review		Y
MECH-1	G	Approval	Plant Design	Drawing	25542-009-P35-PF-00017	UNDERGROUND PIPING ISOMETRIC - FIRE PROTECTION SYSTEM	Bechtel	system for CBO to review		Y
MECH-1	G	Approval	Plant Design	Drawing	25542-009-P35-PF-00018	UNDERGROUND PIPING ISOMETRIC - FIRE PROTECTION SYSTEM	Bechtel	system for CBO to review		Y
MECH-1	G	Approval	Plant Design	Drawing	25542-009-P35-PF-00019	UNDERGROUND PIPING ISOMETRIC - FIRE PROTECTION SYSTEM	Bechtel	system for CBO to review		Y

Certification	GEN-2 Tbl. 2 (G)	Reason -	Discipline	t Type	Document Number	Title	Vendor/	Remarks	cast	Approved
MECH-1	G	Approval	Plant Design	Drawing	25542-009-P35-PF-00020	UNDERGROUND PIPING ISOMETRIC - FIRE PROTECTION SYSTEM	Bechtel	system for CBO to review		Y
MECH-1	G	Approval	Plant Design	Drawing	25542-009-P35-PF-00021	UNDERGROUND PIPING ISOMETRIC - FIRE PROTECTION SYSTEM	Bechtel	system for CBO to review		Y
MECH-1	G	Approval	Plant Design	Drawing	25542-009-P35-PF-00022	UNDERGROUND PIPING ISOMETRIC - FIRE PROTECTION SYSTEM	Bechtel	system for CBO to review		Y
MECH-1	G	Approval	Plant Design	Drawing	25542-009-P35-PF-00023	UNDERGROUND PIPING ISOMETRIC - FIRE PROTECTION SYSTEM	Bechtel	system for CBO to review		Y
MECH-1	G	Approval	Plant Design	Drawing	25542-009-P35-PF-00024	UNDERGROUND PIPING ISOMETRIC - FIRE PROTECTION SYSTEM	Bechtel	system for CBO to review		Y
MECH-1	G	Approval	Plant Design	Drawing	25542-009-P35-PF-00025	UNDERGROUND PIPING ISOMETRIC - FIRE PROTECTION SYSTEM	Bechtel	system for CBO to review		Y
MECH-1	G	Approval	Plant Design	Drawing	25542-009-P35-PF-00026	UNDERGROUND PIPING ISOMETRIC - FIRE PROTECTION SYSTEM	Bechtel	system for CBO to review		Y
MECH-1	G	Approval	Plant Design	Drawing	25542-009-P35-PF-00027	UNDERGROUND PIPING ISOMETRIC - FIRE PROTECTION SYSTEM	Bechtel	system for CBO to review		Y
MECH-1	G	Approval	Plant Design	Drawing	25542-009-P35-PF-00028	UNDERGROUND PIPING ISOMETRIC - FIRE PROTECTION SYSTEM	Bechtel	system for CBO to review		Y
MECH-1	G	Approval	Plant Design	Drawing	25542-009-P35-PF-00029	UNDERGROUND PIPING ISOMETRIC - FIRE PROTECTION SYSTEM	Bechtel	system for CBO to review		Y
MECH-1	G	Approval	Plant Design	Drawing	25542-009-P35-PF-00030	UNDERGROUND PIPING ISOMETRIC - FIRE PROTECTION SYSTEM	Bechtel	system for CBO to review		Y
MECH-1	G	Approval	Plant Design	Drawing	25542-009-P35-PF-00031	UNDERGROUND PIPING ISOMETRIC - FIRE PROTECTION SYSTEM	Bechtel	system for CBO to review		Y
MECH-1	G	Approval	Plant Design	Drawing	25542-009-P35-PF-00032	UNDERGROUND PIPING ISOMETRIC - FIRE PROTECTION SYSTEM	Bechtel	system for CBO to review		Y
MECH-1	G	Approval	Plant Design	Drawing	25542-009-P35-PF-00033	UNDERGROUND PIPING ISOMETRIC - FIRE PROTECTION SYSTEM	Bechtel	system for CBO to review		Y
MECH-1	G	Approval	Plant Design	Drawing	25542-009-P35-PF-00034	UNDERGROUND PIPING ISOMETRIC - FIRE PROTECTION SYSTEM	Bechtel	system for CBO to review		Y
MECH-1	G	Approval	Plant Design	Drawing	25542-009-P35-PF-00035	UNDERGROUND PIPING ISOMETRIC - FIRE PROTECTION SYSTEM	Bechtel	system for CBO to review		Y
MECH-1	G	Approval	Plant Design	Drawing	25542-009-P35-PF-00036	UNDERGROUND PIPING ISOMETRIC - FIRE PROTECTION SYSTEM	Bechtel	system for CBO to review		Y
MECH-1	G	Approval	Plant Design	Drawing	25542-009-P35-PF-00037	UNDERGROUND PIPING ISOMETRIC - FIRE PROTECTION SYSTEM	Bechtel	system for CBO to review		Y
MECH-1	G	Approval	Plant Design	Drawing	25542-009-P35-PF-00038	UNDERGROUND PIPING ISOMETRIC - FIRE PROTECTION SYSTEM	Bechtel	system for CBO to review		Y
MECH-1	G	Approval	Plant Design	Drawing	25542-009-P35-PF-00039	UNDERGROUND PIPING ISOMETRIC - FIRE PROTECTION SYSTEM	Bechtel	system for CBO to review		Y
MECH-1	G	Approval	Plant Design	Drawing	25542-009-P35-PF-00040	UNDERGROUND PIPING ISOMETRIC - FIRE PROTECTION SYSTEM	Bechtel	system for CBO to review		Y
MECH-1	G	Approval	Plant Design	Drawing	25542-009-P35-PF-00041	UNDERGROUND PIPING ISOMETRIC - FIRE PROTECTION SYSTEM	Bechtel	system for CBO to review		Y
MECH-1	G	Approval	Plant Design	Drawing	25542-009-P35-PF-00042	UNDERGROUND PIPING ISOMETRIC - FIRE PROTECTION SYSTEM	Bechtel	system for CBO to review		Y
MECH-1	G	Approval	Plant Design	Drawing	25542-009-P35-PF-00043	UNDERGROUND PIPING ISOMETRIC - FIRE PROTECTION SYSTEM	Bechtel	system for CBO to review		Y
MECH-1	G	Approval	Plant Design	Drawing	25542-009-P35-PF-00044	UNDERGROUND PIPING ISOMETRIC - FIRE PROTECTION SYSTEM	Bechtel	system for CBO to review		Y
MECH-1	G	Approval	Plant Design	Drawing	25542-009-P35-PF-00045	UNDERGROUND PIPING ISOMETRIC - FIRE PROTECTION SYSTEM	Bechtel	system for CBO to review		Y
MECH-1	G	Approval	Plant Design	Drawing	25542-009-P35-PF-00046	UNDERGROUND PIPING ISOMETRIC - FIRE PROTECTION SYSTEM	Bechtel	system for CBO to review		Y
MECH-1	G	Approval	Plant Design	Drawing	25542-009-P35-PF-00047	UNDERGROUND PIPING ISOMETRIC - FIRE PROTECTION SYSTEM	Bechtel	system for CBO to review		Y
MECH-1	G	Approval	Plant Design	Drawing	25542-009-P35-PF-00048	UNDERGROUND PIPING ISOMETRIC - FIRE PROTECTION SYSTEM	Bechtel	system for CBO to review		Y
MECH-1	G	Approval	Plant Design	Drawing	25542-009-P35-PF-00049	UNDERGROUND PIPING ISOMETRIC - FIRE PROTECTION SYSTEM	Bechtel	system for CBO to review		Y
MECH-1	G	Approval	Plant Design	Drawing	25542-009-P35-PF-00050	UNDERGROUND PIPING ISOMETRIC - FIRE PROTECTION SYSTEM	Bechtel	system for CBO to review		Y
MECH-1	G	Approval	Plant Design	Drawing	25542-009-P35-PF-00051	UNDERGROUND PIPING ISOMETRIC - FIRE PROTECTION SYSTEM	Bechtel	system for CBO to review		Y
MECH-1	G	Approval	Plant Design	Drawing	25542-009-P35-PF-00052	UNDERGROUND PIPING ISOMETRIC - FIRE PROTECTION SYSTEM	Bechtel	system for CBO to review		Y
MECH-1	G	Approval	Plant Design	Drawing	25542-009-P35-PF-00053	UNDERGROUND PIPING ISOMETRIC - FIRE PROTECTION SYSTEM	Bechtel	system for CBO to review		Y
MECH-1	G	Approval	Plant Design	Drawing	25542-009-P35-PF-00054	UNDERGROUND PIPING ISOMETRIC - FIRE PROTECTION SYSTEM	Bechtel	system for CBO to review		Y
MECH-1	G	Approval	Plant Design	Drawing	25542-009-P35-PF-00055	UNDERGROUND PIPING ISOMETRIC - FIRE PROTECTION SYSTEM	Bechtel	system for CBO to review		Y
MECH-1	G	Approval	Plant Design	Drawing	25542-009-P35-PF-00056	UNDERGROUND PIPING ISOMETRIC - FIRE PROTECTION SYSTEM	Bechtel	system for CBO to review		Y
MECH-1	G	Approval	Plant Design	Drawing	25542-009-P35-PF-00057	UNDERGROUND PIPING ISOMETRIC - FIRE PROTECTION SYSTEM	Bechtel	system for CBO to review		Y
MECH-1	G	Approval	Plant Design	Drawing	25542-009-P35-PF-00058	UNDERGROUND PIPING ISOMETRIC - FIRE PROTECTION SYSTEM	Bechtel	system for CBO to review		Y
MECH-1	G	Approval	Plant Design	Drawing	25542-009-P35-PF-00059	UNDERGROUND PIPING ISOMETRIC - FIRE PROTECTION SYSTEM	Bechtel	system for CBO to review		Y
MECH-1	G	Approval	Plant Design	Drawing	25542-009-P35-PF-00060	UNDERGROUND PIPING ISOMETRIC - FIRE PROTECTION SYSTEM	Bechtel	system for CBO to review		Y
MECH-1	G	Approval	Plant Design	Drawing	25542-009-P35-PF-00061	UNDERGROUND PIPING ISOMETRIC - FIRE PROTECTION SYSTEM	Bechtel	system for CBO to review		Y
MECH-1	G	Approval	Plant Design	Drawing	25542-009-P35-PF-00062	UNDERGROUND PIPING ISOMETRIC - FIRE PROTECTION SYSTEM	Bechtel	system for CBO to review		Y
MECH-1	G	Approval	Plant Design	Drawing	25542-009-P35-PF-00063	UNDERGROUND PIPING ISOMETRIC - FIRE PROTECTION SYSTEM	Bechtel	system for CBO to review		Y
MECH-1	G	Approval	Plant Design	Drawing	25542-009-P35-PF-00064	UNDERGROUND PIPING ISOMETRIC - FIRE PROTECTION SYSTEM	Bechtel	system for CBO to review		Y
MECH-1	G	Approval	Plant Design	Drawing	25542-009-P35-PF-00065	UNDERGROUND PIPING ISOMETRIC - FIRE PROTECTION SYSTEM	Bechtel	system for CBO to review		Y
MECH-1	G	Approval	Plant Design	Drawing	25542-009-P35-PF-00066	UNDERGROUND PIPING ISOMETRIC - FIRE PROTECTION SYSTEM	Bechtel	system for CBO to review		Y
MECH-1	G	Approval	Plant Design	Drawing	25542-009-P35-PF-00067	UNDERGROUND PIPING ISOMETRIC - FIRE PROTECTION SYSTEM	Bechtel	system for CBO to review		Y
MECH-1	G	Approval	Plant Design	Drawing	25542-009-P35-PF-00068	UNDERGROUND PIPING ISOMETRIC - FIRE PROTECTION SYSTEM	Bechtel	system for CBO to review		Y
MECH-1	G	Approval	Plant Design	Drawing	25542-009-P35-PF-00069	UNDERGROUND PIPING ISOMETRIC - FIRE PROTECTION SYSTEM	Bechtel	system for CBO to review		Y
MECH-1	G	Approval	Plant Design	Drawing	25542-009-P35-PF-00070	UNDERGROUND PIPING ISOMETRIC - FIRE PROTECTION SYSTEM	Bechtel	system for CBO to review		Y
MECH-1	G	Approval	Plant Design	Drawing	25542-009-P35-PF-00071	UNDERGROUND PIPING ISOMETRIC - FIRE PROTECTION SYSTEM	Bechtel	system for CBO to review		Y
MECH-1	G	Approval	Plant Design	Drawing	25542-009-P35-PF-00072	UNDERGROUND PIPING ISOMETRIC - FIRE PROTECTION SYSTEM	Bechtel	system for CBO to review		Y
MECH-1	G	Approval	Plant Design	Drawing	25542-009-P35-PF-00073	UNDERGROUND PIPING ISOMETRIC - FIRE PROTECTION SYSTEM	Bechtel	system for CBO to review		Y
MECH-1	G	Approval	Plant Design	Drawing	25542-009-P35-PF-00074	UNDERGROUND PIPING ISOMETRIC - FIRE PROTECTION SYSTEM	Bechtel	system for CBO to review		Y
MECH-1	G	Approval	Plant Design	Drawing	25542-009-P35-PF-00075	UNDERGROUND PIPING ISOMETRIC - FIRE PROTECTION SYSTEM	Bechtel	system for CBO to review		Y
MECH-1	G	Approval	Plant Design	Drawing	25542-009-P35-PF-00076	UNDERGROUND PIPING ISOMETRIC - FIRE PROTECTION SYSTEM	Bechtel	system for CBO to review		Y
MECH-1	G	Approval	Plant Design	Drawing	25542-009-P35-PF-00077	UNDERGROUND PIPING ISOMETRIC - FIRE PROTECTION SYSTEM	Bechtel	system for CBO to review		Y
MECH-1	G	Approval	Plant Design	Drawing	25542-009-P35-PF-00078	UNDERGROUND PIPING ISOMETRIC - FIRE PROTECTION SYSTEM	Bechtel	system for CBO to review		Y
MECH-1	G	Approval	Plant Design	Drawing	25542-009-P35-PF-00079	UNDERGROUND PIPING ISOMETRIC - FIRE PROTECTION SYSTEM	Bechtel	system for CBO to review		Y
MECH-1	G	Approval	Plant Design	Drawing	25542-009-P35-PF-00080	UNDERGROUND PIPING ISOMETRIC - FIRE PROTECTION SYSTEM	Bechtel	system for CBO to review		Y
MECH-1	G	Approval	Plant Design	Drawing	25542-009-P35-PF-00081	UNDERGROUND PIPING ISOMETRIC - FIRE PROTECTION SYSTEM	Bechtel	system for CBO to review		Y
MECH-1	G	Approval	Plant Design	Drawing	25542-009-P35-PF-00082	UNDERGROUND PIPING ISOMETRIC - FIRE PROTECTION SYSTEM	Bechtel	system for CBO to review		Y
MECH-1	G	Approval	Plant Design	Drawing	25542-009-P35-PF-00083	UNDERGROUND PIPING ISOMETRIC - FIRE PROTECTION SYSTEM	Bechtel	system for CBO to review		Y
MECH-1	G	Approval	Plant Design	Drawing	25542-009-P35-PF-00084	UNDERGROUND PIPING ISOMETRIC - FIRE PROTECTION SYSTEM	Bechtel	system for CBO to review		Y
MECH-1	G	Approval	Plant Design	Drawing	25542-009-P35-PF-00085	UNDERGROUND PIPING ISOMETRIC - FIRE PROTECTION SYSTEM	Bechtel	system for CBO to review		Y
MECH-1	G	Approval	Plant Design	Drawing	25542-009-P35-PF-00086	UNDERGROUND PIPING ISOMETRIC - FIRE PROTECTION SYSTEM	Bechtel	system for CBO to review		Y
MECH-1	G	Approval	Plant Design	Drawing	25542-009-P35-PF-00087	UNDERGROUND PIPING ISOMETRIC - FIRE PROTECTION SYSTEM	Bechtel	system for CBO to review		Y
MECH-1	G	Approval	Plant Design	QA/QC Plans	25542-000-V1A-PS02-000##	PIPING FABRICATOR QA/QC Plans	Vendor	system for CBO to review	10 A	Y
MECH-1	G	Approval	Plant Design	Stress Calc.	25542-000-P6C-AB-00002	STRESS CALCULATION FOR HOT REHEAT PIPE SYSTEM	Bechtel	system for CBO to review	Nov-	Y
MECH-1	G	Approval	Plant Design	Pipe Suppt	25542-001-PH-AB-00*** to -00***	PIPE SUPPTS FOR HOT REHEAT PIPE SYSTEM	Bechtel	system for CBO to review	Nov-	N
MECH-1		Approval	Plant Design	Pipe Suppt	25542-001-PH-AB-00011	PIPE SUPPORTS	Bechtel			Y
MECH-1		Approval	Plant Design	Pipe Suppt	25542-001-PH-AB-00021	PIPE SUPPORTS	Bechtel			Y
MECH-1		Approval	Plant Design	Pipe Suppt	25542-001-PH-AB-00031	PIPE SUPPORTS	Bechtel			Y
MECH-1		Approval	Plant Design	Pipe Suppt	25542-001-PH-AB-00041	PIPE SUPPORTS	Bechtel			Y
MECH-1		Approval	Plant Design	Pipe Suppt	25542-001-PH-AB-00051	PIPE SUPPORTS	Bechtel			Y
MECH-1		Approval	Plant Design	Pipe Suppt	25542-001-PH-AB-00061	PIPE SUPPORTS	Bechtel			Y
MECH-1		Approval	Plant Design	Pipe Suppt	25542-001-PH-AB-00071	PIPE SUPPORTS	Bechtel			Y
MECH-1		Approval	Plant Design	Pipe Suppt	25542-001-PH-AB-00081	PIPE SUPPORTS	Bechtel			Y
MECH-1		Approval	Plant Design	Pipe Suppt	25542-001-PH-AB-00091	PIPE SUPPORTS	Bechtel			Y
MECH-1		Approval	Plant Design	Pipe Suppt	25542-001-PH-AB-00101	PIPE SUPPORTS	Bechtel			Y
MECH-1		Approval	Plant Design	Pipe Suppt	25542-001-PH-AB-00111	PIPE SUPPORTS	Bechtel			Y
MECH-1		Approval	Plant Design	Pipe Suppt	25542-001-PH-AB-00121	PIPE SUPPORTS	Bechtel			Y
MECH-1		Approval	Plant Design	Pipe Suppt	25542-001-PH-AB-00131	PIPE SUPPORTS	Bechtel			Y
MECH-1		Approval	Plant Design	Pipe Suppt	25542-001-PH-AB-00141	PIPE SUPPORTS	Bechtel			Y
MECH-1		Approval	Plant Design	Pipe Suppt	25542-001-PH-AB-00151	PIPE SUPPORTS	Bechtel			Y
MECH-1		Approval	Plant Design	Pipe Suppt	25542-001-PH-AB-00381	PIPE SUPPORTS	Bechtel			Y
MECH-1		Approval	Plant Design	Pipe Suppt	25542-001-PH-AB-00391	PIPE SUPPORTS	Bechtel			Y
MECH-1		Approval	Plant Design	Pipe Suppt	25542-001-PH-AB-00401	PIPE SUPPORTS	Bechtel			Y
MECH-1		Approval	Plant Design	Pipe Suppt	25542-001-PH-AB-00411	PIPE SUPPORTS	Bechtel			Y
MECH-1		Approval	Plant Design	Pipe Suppt	25542-001-PH-AB-00421	PIPE SUPPORTS	Bechtel			Y
MECH-1		Approval	Plant Design	Pipe Suppt	25542-001-PH-AB-00431	PIPE SUPPORTS	Bechtel			Y
MECH-1		Approval	Plant Design	Pipe Suppt	25542-001-PH-AB-00441	PIPE SUPPORTS	Bechtel			Y
MECH-1		Approval	Plant Design	Pipe Suppt	25542-001-PH-AB-00451	PIPE SUPPORTS	Bechtel			Y
MECH-1		Approval	Plant Design	Pipe Suppt	25542-001-PH-AB-00461	PIPE SUPPORTS	Bechtel			Y
MECH-1		Approval	Plant Design	Pipe Suppt	25542-001-PH-AB-00911	PIPE SUPPORTS	Bechtel			Y
MECH-1		Approval	Plant Design	Pipe Suppt	25542-001-PH-AB-00851	PIPE SUPPORTS	Bechtel			Y
MECH-1		Approval	Plant Design	Pipe Suppt	25542-001-PH-AB-00861	PIPE SUPPORTS	Bechtel			Y
MECH-1		Approval	Plant Design	Calculation	25542-000-PHC-AB-00002	PIPE SUPPORT QUALIFICATION CALCULATION	Bechtel			Y
MECH-1	G	Approval	Plant Design	Drawing	25542-000-P3-AB-000##	PIPE ISOMETRIC DRAWINGS FOR HOT REHEAT PIPE SYSTEM	Bechtel	system for CBO to review	Nov-	N

Certification	GEN-2 Tbl. 2 (G)	Reason -	Discipline	t Type	Document Number	Title	Vendor/	Remarks	cast	Approved
MECH-1	G	Approval	Plant Design	Stress Calc.	25542-000-P6-AE-000##	STRESS CALCULATION FOR FEEDWATER PIPE SYSTEM	Bechtel	system for CBO to review	#####	N
MECH-1	G	Approval	Plant Design	Pipe Suppt	25542-000-PH-AE-000##	PIPE SUPPTS FOR FEEDWATER PIPE SYSTEM	Bechtel	system for CBO to review	#####	
MECH-1		Reference	Plant Design	Calculation	25542-000-PHC-AE-00002	PIPE SUPPORT CALCULATION	Bechtel			Y
MECH-1		Approval	Plant Design	Pipe Suppt	25542-001-PH-AE-01001	FEED WATER SYSTEM PIPE SUPPORT	Bechtel			Y
MECH-1		Approval	Plant Design	Pipe Suppt	25542-001-PH-AE-01011	FEED WATER SYSTEM PIPE SUPPORT	Bechtel			Y
MECH-1		Approval	Plant Design	Pipe Suppt	25542-001-PH-AE-01021	FEED WATER SYSTEM PIPE SUPPORT	Bechtel			Y
MECH-1		Approval	Plant Design	Pipe Suppt	25542-001-PH-AE-01031	FEED WATER SYSTEM PIPE SUPPORT	Bechtel			Y
MECH-1		Approval	Plant Design	Pipe Suppt	25542-001-PH-AE-01041	FEED WATER SYSTEM PIPE SUPPORT	Bechtel			Y
MECH-1		Approval	Plant Design	Pipe Suppt	25542-001-PH-AE-01042	FEED WATER SYSTEM PIPE SUPPORT	Bechtel			Y
MECH-1		Approval	Plant Design	Pipe Suppt	25542-001-PH-AE-01051	FEED WATER SYSTEM PIPE SUPPORT	Bechtel			Y
MECH-1		Approval	Plant Design	Pipe Suppt	25542-001-PH-AE-01052	FEED WATER SYSTEM PIPE SUPPORT	Bechtel			Y
MECH-1		Approval	Plant Design	Pipe Suppt	25542-001-PH-AE-01061	FEED WATER SYSTEM PIPE SUPPORT	Bechtel			Y
MECH-1		Approval	Plant Design	Pipe Suppt	25542-001-PH-AE-01071	FEED WATER SYSTEM PIPE SUPPORT	Bechtel			Y
MECH-1		Approval	Plant Design	Pipe Suppt	25542-001-PH-AE-01072	FEED WATER SYSTEM PIPE SUPPORT	Bechtel			Y
MECH-1		Approval	Plant Design	Pipe Suppt	25542-001-PH-AE-01081	FEED WATER SYSTEM PIPE SUPPORT	Bechtel			Y
MECH-1		Approval	Plant Design	Pipe Suppt	25542-001-PH-AE-01091	FEED WATER SYSTEM PIPE SUPPORT	Bechtel			Y
MECH-1		Approval	Plant Design	Pipe Suppt	25542-001-PH-AE-01092	FEED WATER SYSTEM PIPE SUPPORT	Bechtel			Y
MECH-1		Approval	Plant Design	Pipe Suppt	25542-001-PH-AE-01101	FEED WATER SYSTEM PIPE SUPPORT	Bechtel			Y
MECH-1		Approval	Plant Design	Pipe Suppt	25542-001-PH-AE-01102	FEED WATER SYSTEM PIPE SUPPORT	Bechtel			Y
MECH-1		Approval	Plant Design	Pipe Suppt	25542-001-PH-AE-01111	FEED WATER SYSTEM PIPE SUPPORT	Bechtel			Y
MECH-1		Approval	Plant Design	Pipe Suppt	25542-001-PH-AE-01121	FEED WATER SYSTEM PIPE SUPPORT	Bechtel			Y
MECH-1		Approval	Plant Design	Pipe Suppt	25542-001-PH-AE-01131	FEED WATER SYSTEM PIPE SUPPORT	Bechtel			Y
MECH-1		Approval	Plant Design	Pipe Suppt	25542-001-PH-AE-01141	FEED WATER SYSTEM PIPE SUPPORT	Bechtel			Y
MECH-1		Approval	Plant Design	Pipe Suppt	25542-001-PH-AE-01151	FEED WATER SYSTEM PIPE SUPPORT	Bechtel			Y
MECH-1		Approval	Plant Design	Pipe Suppt	25542-001-PH-AE-01152	FEED WATER SYSTEM PIPE SUPPORT	Bechtel			Y
MECH-1		Approval	Plant Design	Pipe Suppt	25542-001-PH-AE-01161	FEED WATER SYSTEM PIPE SUPPORT	Bechtel			Y
MECH-1		Approval	Plant Design	Pipe Suppt	25542-001-PH-AE-01162	FEED WATER SYSTEM PIPE SUPPORT	Bechtel			Y
MECH-1		Approval	Plant Design	Pipe Suppt	25542-001-PH-AE-01171	FEED WATER SYSTEM PIPE SUPPORT	Bechtel			Y
MECH-1		Approval	Plant Design	Pipe Suppt	25542-001-PH-AE-01181	FEED WATER SYSTEM PIPE SUPPORT	Bechtel			Y
MECH-1		Approval	Plant Design	Pipe Suppt	25542-001-PH-AE-01182	FEED WATER SYSTEM PIPE SUPPORT	Bechtel			Y
MECH-1		Approval	Plant Design	Pipe Suppt	25542-001-PH-AE-01191	FEED WATER SYSTEM PIPE SUPPORT	Bechtel			Y
MECH-1		Approval	Plant Design	Pipe Suppt	25542-001-PH-AE-01201	FEED WATER SYSTEM PIPE SUPPORT	Bechtel			Y
MECH-1		Approval	Plant Design	Pipe Suppt	25542-001-PH-AE-01211	FEED WATER SYSTEM PIPE SUPPORT	Bechtel			Y
MECH-1		Approval	Plant Design	Pipe Suppt	25542-001-PH-AE-01221	FEED WATER SYSTEM PIPE SUPPORT	Bechtel			Y
MECH-1		Approval	Plant Design	Pipe Suppt	25542-001-PH-AE-01222	FEED WATER SYSTEM PIPE SUPPORT	Bechtel			Y
MECH-1		Approval	Plant Design	Pipe Suppt	25542-001-PH-AE-01231	FEED WATER SYSTEM PIPE SUPPORT	Bechtel			Y
MECH-1		Approval	Plant Design	Pipe Suppt	25542-001-PH-AE-01241	FEED WATER SYSTEM PIPE SUPPORT	Bechtel			Y
MECH-1		Approval	Plant Design	Pipe Suppt	25542-001-PH-AE-01251	FEED WATER SYSTEM PIPE SUPPORT	Bechtel			Y
MECH-1		Approval	Plant Design	Pipe Suppt	25542-001-PH-AE-01261	FEED WATER SYSTEM PIPE SUPPORT	Bechtel			Y
MECH-1		Approval	Plant Design	Pipe Suppt	25542-001-PH-AE-01271	FEED WATER SYSTEM PIPE SUPPORT	Bechtel			Y
MECH-1		Approval	Plant Design	Pipe Suppt	25542-001-PH-AE-01281	FEED WATER SYSTEM PIPE SUPPORT	Bechtel			Y
MECH-1		Approval	Plant Design	Pipe Suppt	25542-001-PH-AE-01282	FEED WATER SYSTEM PIPE SUPPORT	Bechtel			Y
MECH-1		Approval	Plant Design	Pipe Suppt	25542-000-PHC-FG-00001	PIPE SUPPORT QUALIFICATION CALCULATION - FG PIPE SUPPORTS	Bechtel			Y
MECH-1		Approval	Plant Design	Pipe Suppt	25542-001-PH-FG-00011	FUEL GAS PIPE SUPPORT FOR UNIT 001	Bechtel			Y
MECH-1		Approval	Plant Design	Pipe Suppt	25542-001-PH-FG-00012	FUEL GAS PIPE SUPPORT FOR UNIT 001	Bechtel			Y
MECH-1		Approval	Plant Design	Pipe Suppt	25542-001-PH-FG-00021	FUEL GAS PIPE SUPPORT FOR UNIT 001	Bechtel			Y
MECH-1		Approval	Plant Design	Pipe Suppt	25542-001-PH-FG-00022	FUEL GAS PIPE SUPPORT FOR UNIT 001	Bechtel			Y
MECH-1		Approval	Plant Design	Pipe Suppt	25542-001-PH-FG-00031	FUEL GAS PIPE SUPPORT FOR UNIT 001	Bechtel			Y
MECH-1		Approval	Plant Design	Pipe Suppt	25542-001-PH-FG-00032	FUEL GAS PIPE SUPPORT FOR UNIT 001	Bechtel			Y
MECH-1		Approval	Plant Design	Pipe Suppt	25542-001-PH-FG-00041	FUEL GAS PIPE SUPPORT FOR UNIT 001	Bechtel			Y
MECH-1		Approval	Plant Design	Pipe Suppt	25542-001-PH-FG-00042	FUEL GAS PIPE SUPPORT FOR UNIT 001	Bechtel			Y
MECH-1		Approval	Plant Design	Pipe Suppt	25542-001-PH-FG-00051	FUEL GAS PIPE SUPPORT FOR UNIT 001	Bechtel			Y
MECH-1		Approval	Plant Design	Pipe Suppt	25542-001-PH-FG-00052	FUEL GAS PIPE SUPPORT FOR UNIT 001	Bechtel			Y
MECH-1		Approval	Plant Design	Pipe Suppt	25542-001-PH-FG-00061	FUEL GAS PIPE SUPPORT FOR UNIT 001	Bechtel			Y
MECH-1		Approval	Plant Design	Pipe Suppt	25542-001-PH-FG-00071	FUEL GAS PIPE SUPPORT FOR UNIT 001	Bechtel			Y
MECH-1		Approval	Plant Design	Pipe Suppt	25542-001-PH-FG-00081	FUEL GAS PIPE SUPPORT FOR UNIT 001	Bechtel			Y
MECH-1		Approval	Plant Design	Pipe Suppt	25542-001-PH-FG-00091	FUEL GAS PIPE SUPPORT FOR UNIT 001	Bechtel			Y
MECH-1		Approval	Plant Design	Pipe Suppt	25542-001-PH-FG-00101	FUEL GAS PIPE SUPPORT FOR UNIT 001	Bechtel			Y
MECH-1		Approval	Plant Design	Pipe Suppt	25542-001-PH-FG-00111	FUEL GAS PIPE SUPPORT FOR UNIT 001	Bechtel			Y
MECH-1		Approval	Plant Design	Pipe Suppt	25542-001-PH-FG-00121	FUEL GAS PIPE SUPPORT FOR UNIT 001	Bechtel			Y
MECH-1		Approval	Plant Design	Pipe Suppt	25542-001-PH-FG-00131	FUEL GAS PIPE SUPPORT FOR UNIT 001	Bechtel			Y
MECH-1		Approval	Plant Design	Pipe Suppt	25542-001-PH-FG-00141	FUEL GAS PIPE SUPPORT FOR UNIT 001	Bechtel			Y
MECH-1		Approval	Plant Design	Pipe Suppt	25542-001-PH-FG-00151	FUEL GAS PIPE SUPPORT FOR UNIT 001	Bechtel			Y
MECH-1		Approval	Plant Design	Pipe Suppt	25542-001-PH-FG-00161	FUEL GAS PIPE SUPPORT FOR UNIT 001	Bechtel			Y
MECH-1		Approval	Plant Design	Pipe Suppt	25542-001-PH-FG-00162	FUEL GAS PIPE SUPPORT FOR UNIT 001	Bechtel			Y
MECH-1		Approval	Plant Design	Pipe Suppt	25542-001-PH-FG-05001	FUEL GAS PIPE SUPPORT FOR UNIT 001	Bechtel			Y
MECH-1		Approval	Plant Design	Pipe Suppt	25542-001-PH-FG-05002	FUEL GAS PIPE SUPPORT FOR UNIT 001	Bechtel			Y
MECH-1		Approval	Plant Design	Pipe Suppt	25542-001-PH-FG-05021	FUEL GAS PIPE SUPPORT FOR UNIT 001	Bechtel			Y
MECH-1		Approval	Plant Design	Pipe Suppt	25542-001-PH-FG-05031	FUEL GAS PIPE SUPPORT FOR UNIT 001	Bechtel			Y
MECH-1		Approval	Plant Design	Pipe Suppt	25542-001-PH-FG-05041	FUEL GAS PIPE SUPPORT FOR UNIT 001	Bechtel			Y
MECH-1		Approval	Plant Design	Pipe Suppt	25542-001-PH-FG-05051	FUEL GAS PIPE SUPPORT FOR UNIT 001	Bechtel			Y
MECH-1		Approval	Plant Design	Pipe Suppt	25542-001-PH-FG-05101	FUEL GAS PIPE SUPPORT FOR UNIT 001	Bechtel			Y
MECH-1		Approval	Plant Design	Pipe Suppt	25542-001-PH-FG-05111	FUEL GAS PIPE SUPPORT FOR UNIT 001	Bechtel			Y
MECH-1		Approval	Plant Design	Pipe Suppt	25542-001-PH-FG-05121	FUEL GAS PIPE SUPPORT FOR UNIT 001	Bechtel			Y
MECH-1		Approval	Plant Design	Pipe Suppt	25542-001-PH-FG-05131	FUEL GAS PIPE SUPPORT FOR UNIT 001	Bechtel			Y
MECH-1		Approval	Plant Design	Pipe Suppt	25542-001-PH-FG-05132	FUEL GAS PIPE SUPPORT FOR UNIT 001	Bechtel			Y
MECH-1		Approval	Plant Design	Pipe Suppt	25542-001-PH-FG-05141	FUEL GAS PIPE SUPPORT FOR UNIT 001	Bechtel			Y
MECH-1		Approval	Plant Design	Pipe Suppt	25542-001-PH-FG-05151	FUEL GAS PIPE SUPPORT FOR UNIT 001	Bechtel			Y
MECH-1		Approval	Plant Design	Pipe Suppt	25542-001-PH-FG-05161	FUEL GAS PIPE SUPPORT FOR UNIT 001	Bechtel			Y
MECH-1		Approval	Plant Design	Pipe Suppt	25542-001-PH-FG-05171	FUEL GAS PIPE SUPPORT FOR UNIT 001	Bechtel			Y
MECH-1		Approval	Plant Design	Pipe Suppt	25542-001-PH-FG-05181	FUEL GAS PIPE SUPPORT FOR UNIT 001	Bechtel			Y
MECH-1		Approval	Plant Design	Pipe Suppt	25542-001-PH-FG-05191	FUEL GAS PIPE SUPPORT FOR UNIT 001	Bechtel			Y
MECH-1		Approval	Plant Design	Calculation	25542-000-PHC-PF-00001	PIPE SUPPORT QUALIFICATION CALCULATION - PF PIPE SUPPORTS	Bechtel			Y
MECH-1		Approval	Plant Design	Pipe Suppt	25542-001-PH-PF-00011	FIRE PROTECTION PIPE SUPPORT FOR UNT 001 - SHEET 1	Bechtel			Y
MECH-1		Approval	Plant Design	Pipe Suppt	25542-001-PH-PF-00012	FIRE PROTECTION PIPE SUPPORT FOR UNT 001 - SHEET 2	Bechtel			Y
MECH-1		Approval	Plant Design	Pipe Suppt	25542-001-PH-PF-00021	FIRE PROTECTION PIPE SUPPORT FOR UNT 001 - SHEET 1	Bechtel			Y
MECH-1		Approval	Plant Design	Pipe Suppt	25542-001-PH-PF-00022	FIRE PROTECTION PIPE SUPPORT FOR UNT 001 - SHEET 2	Bechtel			Y
MECH-1		Approval	Plant Design	Pipe Suppt	25542-001-PH-PF-00031	FIRE PROTECTION PIPE SUPPORT FOR UNT 001 - SHEET 1	Bechtel			Y
MECH-1		Approval	Plant Design	Pipe Suppt	25542-001-PH-PF-00032	FIRE PROTECTION PIPE SUPPORT FOR UNT 001 - SHEET 2	Bechtel			Y
MECH-1		Approval	Plant Design	Pipe Suppt	25542-001-PH-PF-00041	FIRE PROTECTION PIPE SUPPORT FOR UNT 001 - SHEET 1	Bechtel			Y
MECH-1		Approval	Plant Design	Pipe Suppt	25542-001-PH-PF-00051	FIRE PROTECTION PIPE SUPPORT FOR UNT 001 - SHEET 1	Bechtel			Y
MECH-1		Approval	Plant Design	Pipe Suppt	25542-001-PH-PF-00052	FIRE PROTECTION PIPE SUPPORT FOR UNT 001 - SHEET 2	Bechtel			Y
MECH-1		Approval	Plant Design	Pipe Suppt	25542-001-PH-PF-00061	FIRE PROTECTION PIPE SUPPORT FOR UNT 001 - SHEET 1	Bechtel			Y
MECH-1		Approval	Plant Design	Pipe Suppt	25542-001-PH-PF-00062	FIRE PROTECTION PIPE SUPPORT FOR UNT 001 - SHEET 2	Bechtel			Y
MECH-1		Approval	Plant Design	Pipe Suppt	25542-001-PH-PF-00071	FIRE PROTECTION PIPE SUPPORT FOR UNT 001 - SHEET 1	Bechtel			Y
MECH-1		Approval	Plant Design	Pipe Suppt	25542-001-PH-PF-00081	FIRE PROTECTION PIPE SUPPORT FOR UNT 001 - SHEET 1	Bechtel			Y
MECH-1		Approval	Plant Design	Pipe Suppt	25542-001-PH-PF-00091	FIRE PROTECTION PIPE SUPPORT FOR UNT 001 - SHEET 1	Bechtel			Y
MECH-1		Approval	Plant Design	Pipe Suppt	25542-001-PH-PF-00101	FIRE PROTECTION PIPE SUPPORT FOR UNT 001 - SHEET 1	Bechtel			Y
MECH-1		Approval	Plant Design	Pipe Suppt	25542-001-PH-PF-00111	FIRE PROTECTION PIPE SUPPORT FOR UNT 001 - SHEET 1	Bechtel			Y
MECH-1		Approval	Plant Design	Pipe Suppt	25542-001-PH-PF-00121	FIRE PROTECTION PIPE SUPPORT FOR UNT 001 - SHEET 1	Bechtel			Y

Certification	GEN-2 Tbl. 2 (G)	Reason -	Discipline	t Type	Document Number	Title	Vendor/	Remarks	cast	Approved
MECH-1		Approval	Plant Design	Pipe Suppt	25542-001-PH-PF-00131	FIRE PROTECTION PIPE SUPPORT FOR UNT 001 - SHEET 1	Bechtel			Y
MECH-1		Approval	Plant Design	Pipe Suppt	25542-001-PH-PF-00141	FIRE PROTECTION PIPE SUPPORT FOR UNT 001 - SHEET 1	Bechtel			Y
MECH-1		Approval	Plant Design	Pipe Suppt	25542-001-PH-PF-00181	FIRE PROTECTION PIPE SUPPORT FOR UNT 001 - SHEET 1	Bechtel			Y
MECH-1		Approval	Plant Design	Pipe Suppt	25542-001-PH-PF-00191	FIRE PROTECTION PIPE SUPPORT FOR UNT 001 - SHEET 1	Bechtel			Y
MECH-1		Approval	Plant Design	Pipe Suppt	25542-001-PH-PF-00311	FIRE PROTECTION PIPE SUPPORT FOR UNT 001 - SHEET 1	Bechtel			Y
MECH-1		Approval	Plant Design	Pipe Suppt	25542-001-PH-PF-00321	FIRE PROTECTION PIPE SUPPORT FOR UNT 001 - SHEET 1	Bechtel			Y
MECH-1		Approval	Plant Design	Pipe Suppt	25542-001-PH-PF-05011	FIRE PROTECTION PIPE SUPPORT FOR UNT 001 - SHEET 1	Bechtel			Y
MECH-1		Approval	Plant Design	Pipe Suppt	25542-002-PH-AB-00011	LARGE BORE PIPE SUPPORT - MAIN STEAM SYSTEM - HRH	Bechtel			Y
MECH-1		Approval	Plant Design	Pipe Suppt	25542-002-PH-AB-00021	LARGE BORE PIPE SUPPORT - MAIN STEAM SYSTEM - HRH	Bechtel			Y
MECH-1		Approval	Plant Design	Pipe Suppt	25542-002-PH-AB-00031	LARGE BORE PIPE SUPPORT - MAIN STEAM SYSTEM - HRH	Bechtel			Y
MECH-1		Approval	Plant Design	Pipe Suppt	25542-002-PH-AB-00041	LARGE BORE PIPE SUPPORT - MAIN STEAM SYSTEM - HRH	Bechtel			Y
MECH-1		Approval	Plant Design	Pipe Suppt	25542-002-PH-AB-00051	LARGE BORE PIPE SUPPORT - MAIN STEAM SYSTEM - HRH	Bechtel			Y
MECH-1		Approval	Plant Design	Pipe Suppt	25542-002-PH-AB-00061	LARGE BORE PIPE SUPPORT - MAIN STEAM SYSTEM - HRH	Bechtel			Y
MECH-1		Approval	Plant Design	Pipe Suppt	25542-002-PH-AB-00071	LARGE BORE PIPE SUPPORT - MAIN STEAM SYSTEM - HRH	Bechtel			Y
MECH-1		Approval	Plant Design	Pipe Suppt	25542-002-PH-AB-00081	LARGE BORE PIPE SUPPORT - MAIN STEAM SYSTEM - HRH	Bechtel			Y
MECH-1		Approval	Plant Design	Pipe Suppt	25542-002-PH-AB-00091	LARGE BORE PIPE SUPPORT - MAIN STEAM SYSTEM - HRH	Bechtel			Y
MECH-1		Approval	Plant Design	Pipe Suppt	25542-002-PH-AB-00101	LARGE BORE PIPE SUPPORT - MAIN STEAM SYSTEM - HRH	Bechtel			Y
MECH-1		Approval	Plant Design	Pipe Suppt	25542-002-PH-AB-00111	LARGE BORE PIPE SUPPORT - MAIN STEAM SYSTEM - HRH	Bechtel			Y
MECH-1		Approval	Plant Design	Pipe Suppt	25542-002-PH-AB-00121	LARGE BORE PIPE SUPPORT - MAIN STEAM SYSTEM - HRH	Bechtel			Y
MECH-1		Approval	Plant Design	Pipe Suppt	25542-002-PH-AB-00131	LARGE BORE PIPE SUPPORT - MAIN STEAM SYSTEM - HRH	Bechtel			Y
MECH-1		Approval	Plant Design	Pipe Suppt	25542-002-PH-AB-00141	LARGE BORE PIPE SUPPORT - MAIN STEAM SYSTEM - HRH	Bechtel			Y
MECH-1		Approval	Plant Design	Pipe Suppt	25542-002-PH-AB-00151	LARGE BORE PIPE SUPPORT - MAIN STEAM SYSTEM - HRH	Bechtel			Y
MECH-1		Approval	Plant Design	Pipe Suppt	25542-002-PH-AB-00381	LARGE BORE PIPE SUPPORT - MAIN STEAM SYSTEM - HRH	Bechtel			Y
MECH-1		Approval	Plant Design	Pipe Suppt	25542-002-PH-AB-00391	LARGE BORE PIPE SUPPORT - MAIN STEAM SYSTEM - HRH	Bechtel			Y
MECH-1		Approval	Plant Design	Pipe Suppt	25542-002-PH-AB-00401	LARGE BORE PIPE SUPPORT - MAIN STEAM SYSTEM - HRH	Bechtel			Y
MECH-1		Approval	Plant Design	Pipe Suppt	25542-002-PH-AB-00411	LARGE BORE PIPE SUPPORT - MAIN STEAM SYSTEM - HRH	Bechtel			Y
MECH-1		Approval	Plant Design	Pipe Suppt	25542-002-PH-AB-00421	LARGE BORE PIPE SUPPORT - MAIN STEAM SYSTEM - HRH	Bechtel			Y
MECH-1		Approval	Plant Design	Pipe Suppt	25542-002-PH-AB-00431	LARGE BORE PIPE SUPPORT - MAIN STEAM SYSTEM - HRH	Bechtel			Y
MECH-1		Approval	Plant Design	Pipe Suppt	25542-002-PH-AB-00441	LARGE BORE PIPE SUPPORT - MAIN STEAM SYSTEM - HRH	Bechtel			Y
MECH-1		Approval	Plant Design	Pipe Suppt	25542-002-PH-AB-00451	LARGE BORE PIPE SUPPORT - MAIN STEAM SYSTEM - HRH	Bechtel			Y
MECH-1		Approval	Plant Design	Pipe Suppt	25542-002-PH-AB-00461	LARGE BORE PIPE SUPPORT - MAIN STEAM SYSTEM - HRH	Bechtel			Y
MECH-1		Approval	Plant Design	Pipe Suppt	25542-002-PH-AB-00911	LARGE BORE PIPE SUPPORT - MAIN STEAM SYSTEM - HRH	Bechtel			Y
MECH-1		Approval	Plant Design	Pipe Suppt	25542-002-PH-AB-00851	LARGE BORE PIPE SUPPORT - MAIN STEAM SYSTEM - HRH	Bechtel			Y
MECH-1		Approval	Plant Design	Pipe Suppt	25542-002-PH-AB-00861	LARGE BORE PIPE SUPPORT - MAIN STEAM SYSTEM - HRH	Bechtel			Y
MECH-1		Approval	Plant Design	Pipe Suppt	25542-002-PH-AE-01001	FEED WATER SYSTEM PIPE SUPPORT	Bechtel			Y
MECH-1		Approval	Plant Design	Pipe Suppt	25542-002-PH-AE-01011	FEED WATER SYSTEM PIPE SUPPORT	Bechtel			Y
MECH-1		Approval	Plant Design	Pipe Suppt	25542-002-PH-AE-01021	FEED WATER SYSTEM PIPE SUPPORT	Bechtel			Y
MECH-1		Approval	Plant Design	Pipe Suppt	25542-002-PH-AE-01031	FEED WATER SYSTEM PIPE SUPPORT	Bechtel			Y
MECH-1		Approval	Plant Design	Pipe Suppt	25542-002-PH-AE-01041	FEED WATER SYSTEM PIPE SUPPORT	Bechtel			Y
MECH-1		Approval	Plant Design	Pipe Suppt	25542-002-PH-AE-01042	FEED WATER SYSTEM PIPE SUPPORT	Bechtel			Y
MECH-1		Approval	Plant Design	Pipe Suppt	25542-002-PH-AE-01051	FEED WATER SYSTEM PIPE SUPPORT	Bechtel			Y
MECH-1		Approval	Plant Design	Pipe Suppt	25542-002-PH-AE-01052	FEED WATER SYSTEM PIPE SUPPORT	Bechtel			Y
MECH-1		Approval	Plant Design	Pipe Suppt	25542-002-PH-AE-01061	FEED WATER SYSTEM PIPE SUPPORT	Bechtel			Y
MECH-1		Approval	Plant Design	Pipe Suppt	25542-002-PH-AE-01071	FEED WATER SYSTEM PIPE SUPPORT	Bechtel			Y
MECH-1		Approval	Plant Design	Pipe Suppt	25542-002-PH-AE-01072	FEED WATER SYSTEM PIPE SUPPORT	Bechtel			Y
MECH-1		Approval	Plant Design	Pipe Suppt	25542-002-PH-AE-01081	FEED WATER SYSTEM PIPE SUPPORT	Bechtel			Y
MECH-1		Approval	Plant Design	Pipe Suppt	25542-002-PH-AE-01091	FEED WATER SYSTEM PIPE SUPPORT	Bechtel			Y
MECH-1		Approval	Plant Design	Pipe Suppt	25542-002-PH-AE-01092	FEED WATER SYSTEM PIPE SUPPORT	Bechtel			Y
MECH-1		Approval	Plant Design	Pipe Suppt	25542-002-PH-AE-01101	FEED WATER SYSTEM PIPE SUPPORT	Bechtel			Y
MECH-1		Approval	Plant Design	Pipe Suppt	25542-002-PH-AE-01102	FEED WATER SYSTEM PIPE SUPPORT	Bechtel			Y
MECH-1		Approval	Plant Design	Pipe Suppt	25542-002-PH-AE-01111	FEED WATER SYSTEM PIPE SUPPORT	Bechtel			Y
MECH-1		Approval	Plant Design	Pipe Suppt	25542-002-PH-AE-01121	FEED WATER SYSTEM PIPE SUPPORT	Bechtel			Y
MECH-1		Approval	Plant Design	Pipe Suppt	25542-002-PH-AE-01131	FEED WATER SYSTEM PIPE SUPPORT	Bechtel			Y
MECH-1		Approval	Plant Design	Pipe Suppt	25542-002-PH-AE-01141	FEED WATER SYSTEM PIPE SUPPORT	Bechtel			Y
MECH-1		Approval	Plant Design	Pipe Suppt	25542-002-PH-AE-01151	FEED WATER SYSTEM PIPE SUPPORT	Bechtel			Y
MECH-1		Approval	Plant Design	Pipe Suppt	25542-002-PH-AE-01152	FEED WATER SYSTEM PIPE SUPPORT	Bechtel			Y
MECH-1		Approval	Plant Design	Pipe Suppt	25542-002-PH-AE-01161	FEED WATER SYSTEM PIPE SUPPORT	Bechtel			Y
MECH-1		Approval	Plant Design	Pipe Suppt	25542-002-PH-AE-01162	FEED WATER SYSTEM PIPE SUPPORT	Bechtel			Y
MECH-1		Approval	Plant Design	Pipe Suppt	25542-002-PH-AE-01171	FEED WATER SYSTEM PIPE SUPPORT	Bechtel			Y
MECH-1		Approval	Plant Design	Pipe Suppt	25542-002-PH-AE-01181	FEED WATER SYSTEM PIPE SUPPORT	Bechtel			Y
MECH-1		Approval	Plant Design	Pipe Suppt	25542-002-PH-AE-01182	FEED WATER SYSTEM PIPE SUPPORT	Bechtel			Y
MECH-1		Approval	Plant Design	Pipe Suppt	25542-002-PH-AE-01191	FEED WATER SYSTEM PIPE SUPPORT	Bechtel			Y
MECH-1		Approval	Plant Design	Pipe Suppt	25542-002-PH-AE-01201	FEED WATER SYSTEM PIPE SUPPORT	Bechtel			Y
MECH-1		Approval	Plant Design	Pipe Suppt	25542-002-PH-AE-01211	FEED WATER SYSTEM PIPE SUPPORT	Bechtel			Y
MECH-1		Approval	Plant Design	Pipe Suppt	25542-002-PH-AE-01221	FEED WATER SYSTEM PIPE SUPPORT	Bechtel			Y
MECH-1		Approval	Plant Design	Pipe Suppt	25542-002-PH-AE-01222	FEED WATER SYSTEM PIPE SUPPORT	Bechtel			Y
MECH-1		Approval	Plant Design	Pipe Suppt	25542-002-PH-AE-01231	FEED WATER SYSTEM PIPE SUPPORT	Bechtel			Y
MECH-1		Approval	Plant Design	Pipe Suppt	25542-002-PH-AE-01241	FEED WATER SYSTEM PIPE SUPPORT	Bechtel			Y
MECH-1		Approval	Plant Design	Pipe Suppt	25542-002-PH-AE-01251	FEED WATER SYSTEM PIPE SUPPORT	Bechtel			Y
MECH-1		Approval	Plant Design	Pipe Suppt	25542-002-PH-AE-01261	FEED WATER SYSTEM PIPE SUPPORT	Bechtel			Y
MECH-1		Approval	Plant Design	Pipe Suppt	25542-002-PH-AE-01271	FEED WATER SYSTEM PIPE SUPPORT	Bechtel			Y
MECH-1		Approval	Plant Design	Pipe Suppt	25542-002-PH-AE-01281	FEED WATER SYSTEM PIPE SUPPORT	Bechtel			Y
MECH-1		Approval	Plant Design	Pipe Suppt	25542-002-PH-AE-01282	FEED WATER SYSTEM PIPE SUPPORT	Bechtel			Y
MECH-1		Approval	Plant Design	Calculation	25542-000-PHC-FG-00002	PIPE SUPPORT QUALIFICATION CALCULATION - FG PIPE SUPPORTS	Bechtel			Y
MECH-1		Approval	Plant Design	Pipe Suppt	25542-002-PH-FG-00011	UNI 002 - FUEL GAS PIPE SUPPORT	Bechtel			Y
MECH-1		Approval	Plant Design	Pipe Suppt	25542-002-PH-FG-00012	UNI 002 - FUEL GAS PIPE SUPPORT	Bechtel			Y
MECH-1		Approval	Plant Design	Pipe Suppt	25542-002-PH-FG-00021	UNI 002 - FUEL GAS PIPE SUPPORT	Bechtel			Y
MECH-1		Approval	Plant Design	Pipe Suppt	25542-002-PH-FG-00022	UNI 002 - FUEL GAS PIPE SUPPORT	Bechtel			Y
MECH-1		Approval	Plant Design	Pipe Suppt	25542-002-PH-FG-00031	UNI 002 - FUEL GAS PIPE SUPPORT	Bechtel			Y
MECH-1		Approval	Plant Design	Pipe Suppt	25542-002-PH-FG-00041	UNI 002 - FUEL GAS PIPE SUPPORT	Bechtel			Y
MECH-1		Approval	Plant Design	Pipe Suppt	25542-002-PH-FG-00051	UNI 002 - FUEL GAS PIPE SUPPORT	Bechtel			Y
MECH-1		Approval	Plant Design	Pipe Suppt	25542-002-PH-FG-00061	UNI 002 - FUEL GAS PIPE SUPPORT	Bechtel			Y
MECH-1		Approval	Plant Design	Pipe Suppt	25542-002-PH-FG-00071	UNI 002 - FUEL GAS PIPE SUPPORT	Bechtel			Y
MECH-1		Approval	Plant Design	Pipe Suppt	25542-002-PH-FG-00081	UNI 002 - FUEL GAS PIPE SUPPORT	Bechtel			Y
MECH-1		Approval	Plant Design	Pipe Suppt	25542-002-PH-FG-00091	UNI 002 - FUEL GAS PIPE SUPPORT	Bechtel			Y
MECH-1		Approval	Plant Design	Pipe Suppt	25542-002-PH-FG-00101	UNI 002 - FUEL GAS PIPE SUPPORT	Bechtel			Y
MECH-1		Approval	Plant Design	Pipe Suppt	25542-002-PH-FG-00111	UNI 002 - FUEL GAS PIPE SUPPORT	Bechtel			Y
MECH-1		Approval	Plant Design	Pipe Suppt	25542-002-PH-FG-00121	UNI 002 - FUEL GAS PIPE SUPPORT	Bechtel			Y
MECH-1		Approval	Plant Design	Pipe Suppt	25542-002-PH-FG-00131	UNI 002 - FUEL GAS PIPE SUPPORT	Bechtel			Y
MECH-1		Approval	Plant Design	Pipe Suppt	25542-002-PH-FG-00141	UNI 002 - FUEL GAS PIPE SUPPORT	Bechtel			Y
MECH-1		Approval	Plant Design	Pipe Suppt	25542-002-PH-FG-00151	UNI 002 - FUEL GAS PIPE SUPPORT	Bechtel			Y
MECH-1		Approval	Plant Design	Pipe Suppt	25542-002-PH-FG-00161	UNI 002 - FUEL GAS PIPE SUPPORT	Bechtel			Y
MECH-1		Approval	Plant Design	Pipe Suppt	25542-002-PH-FG-00162	UNI 002 - FUEL GAS PIPE SUPPORT	Bechtel			Y
MECH-1		Approval	Plant Design	Pipe Suppt	25542-002-PH-FG-05001	UNI 002 - FUEL GAS PIPE SUPPORT	Bechtel			Y
MECH-1		Approval	Plant Design	Pipe Suppt	25542-002-PH-FG-05002	UNI 002 - FUEL GAS PIPE SUPPORT	Bechtel			Y
MECH-1		Approval	Plant Design	Pipe Suppt	25542-002-PH-FG-05011	UNI 002 - FUEL GAS PIPE SUPPORT	Bechtel			Y
MECH-1		Approval	Plant Design	Pipe Suppt	25542-002-PH-FG-05021	UNI 002 - FUEL GAS PIPE SUPPORT	Bechtel			Y
MECH-1		Approval	Plant Design	Pipe Suppt	25542-002-PH-FG-05031	UNI 002 - FUEL GAS PIPE SUPPORT	Bechtel			Y
MECH-1		Approval	Plant Design	Pipe Suppt	25542-002-PH-FG-05041	UNI 002 - FUEL GAS PIPE SUPPORT	Bechtel			Y
MECH-1		Approval	Plant Design	Pipe Suppt	25542-002-PH-FG-05051	UNI 002 - FUEL GAS PIPE SUPPORT	Bechtel			Y

Certification	GEN-2 Tbl. 2 (G)	Reason -	Discipline	t Type	Document Number	Title	Vendor/	Remarks	cast	Approved
MECH-1		Approval	Plant Design	Pipe Suppt	25542-002-PH-FG-05101	UNI 002 - FUEL GAS PIPE SUPPORT	Bechtel			Y
MECH-1		Approval	Plant Design	Pipe Suppt	25542-002-PH-FG-05111	UNI 002 - FUEL GAS PIPE SUPPORT	Bechtel			Y
MECH-1		Approval	Plant Design	Pipe Suppt	25542-002-PH-FG-05121	UNI 002 - FUEL GAS PIPE SUPPORT	Bechtel			Y
MECH-1		Approval	Plant Design	Pipe Suppt	25542-002-PH-FG-05131	UNI 002 - FUEL GAS PIPE SUPPORT	Bechtel			Y
MECH-1		Approval	Plant Design	Pipe Suppt	25542-002-PH-FG-05132	UNI 002 - FUEL GAS PIPE SUPPORT	Bechtel			Y
MECH-1		Approval	Plant Design	Pipe Suppt	25542-002-PH-FG-05141	UNI 002 - FUEL GAS PIPE SUPPORT	Bechtel			Y
MECH-1		Approval	Plant Design	Pipe Suppt	25542-002-PH-FG-05151	UNI 002 - FUEL GAS PIPE SUPPORT	Bechtel			Y
MECH-1		Approval	Plant Design	Pipe Suppt	25542-002-PH-FG-05161	UNI 002 - FUEL GAS PIPE SUPPORT	Bechtel			Y
MECH-1		Approval	Plant Design	Pipe Suppt	25542-002-PH-FG-05171	UNI 002 - FUEL GAS PIPE SUPPORT	Bechtel			Y
MECH-1		Approval	Plant Design	Pipe Suppt	25542-002-PH-FG-05181	UNI 002 - FUEL GAS PIPE SUPPORT	Bechtel			Y
MECH-1		Approval	Plant Design	Pipe Suppt	25542-002-PH-FG-05191	UNI 002 - FUEL GAS PIPE SUPPORT	Bechtel			Y
MECH-1		Approval	Plant Design	Pipe Suppt	25542-000-PHC-PF-00002	PIPE SUPPORT QUALIFICATION CALCULATION - PF PIPE SUPPORTS	Bechtel			Y
MECH-1		Approval	Plant Design	Pipe Suppt	25542-002-PH-PF-00011	FIRE PROTECTION PIPE SUPPORT FOR UNIT 002 - SHEET 1	Bechtel			Y
MECH-1		Approval	Plant Design	Pipe Suppt	25542-002-PH-PF-00012	FIRE PROTECTION PIPE SUPPORT FOR UNIT 002 - SHEET 2	Bechtel			Y
MECH-1		Approval	Plant Design	Pipe Suppt	25542-002-PH-PF-00021	FIRE PROTECTION PIPE SUPPORT FOR UNIT 002 - SHEET 1	Bechtel			Y
MECH-1		Approval	Plant Design	Pipe Suppt	25542-002-PH-PF-00022	FIRE PROTECTION PIPE SUPPORT FOR UNIT 002 - SHEET 2	Bechtel			Y
MECH-1		Approval	Plant Design	Pipe Suppt	25542-002-PH-PF-00031	FIRE PROTECTION PIPE SUPPORT FOR UNIT 002 - SHEET 1	Bechtel			Y
MECH-1		Approval	Plant Design	Pipe Suppt	25542-002-PH-PF-00032	FIRE PROTECTION PIPE SUPPORT FOR UNIT 002 - SHEET 2	Bechtel			Y
MECH-1		Approval	Plant Design	Pipe Suppt	25542-002-PH-PF-00041	FIRE PROTECTION PIPE SUPPORT FOR UNIT 002 - SHEET 1	Bechtel			Y
MECH-1		Approval	Plant Design	Pipe Suppt	25542-002-PH-PF-00051	FIRE PROTECTION PIPE SUPPORT FOR UNIT 002 - SHEET 1	Bechtel			Y
MECH-1		Approval	Plant Design	Pipe Suppt	25542-002-PH-PF-00052	FIRE PROTECTION PIPE SUPPORT FOR UNIT 002 - SHEET 2	Bechtel			Y
MECH-1		Approval	Plant Design	Pipe Suppt	25542-002-PH-PF-00061	FIRE PROTECTION PIPE SUPPORT FOR UNIT 002 - SHEET 1	Bechtel			Y
MECH-1		Approval	Plant Design	Pipe Suppt	25542-002-PH-PF-00062	FIRE PROTECTION PIPE SUPPORT FOR UNIT 002 - SHEET 2	Bechtel			Y
MECH-1		Approval	Plant Design	Pipe Suppt	25542-002-PH-PF-00071	FIRE PROTECTION PIPE SUPPORT FOR UNIT 002 - SHEET 1	Bechtel			Y
MECH-1		Approval	Plant Design	Pipe Suppt	25542-002-PH-PF-00081	FIRE PROTECTION PIPE SUPPORT FOR UNIT 002 - SHEET 1	Bechtel			Y
MECH-1		Approval	Plant Design	Pipe Suppt	25542-002-PH-PF-00091	FIRE PROTECTION PIPE SUPPORT FOR UNIT 002 - SHEET 1	Bechtel			Y
MECH-1		Approval	Plant Design	Pipe Suppt	25542-002-PH-PF-00101	FIRE PROTECTION PIPE SUPPORT FOR UNIT 002 - SHEET 1	Bechtel			Y
MECH-1		Approval	Plant Design	Pipe Suppt	25542-002-PH-PF-00111	FIRE PROTECTION PIPE SUPPORT FOR UNIT 002 - SHEET 1	Bechtel			Y
MECH-1		Approval	Plant Design	Pipe Suppt	25542-002-PH-PF-00121	FIRE PROTECTION PIPE SUPPORT FOR UNIT 002 - SHEET 1	Bechtel			Y
MECH-1		Approval	Plant Design	Pipe Suppt	25542-002-PH-PF-00131	FIRE PROTECTION PIPE SUPPORT FOR UNIT 002 - SHEET 1	Bechtel			Y
MECH-1		Approval	Plant Design	Pipe Suppt	25542-002-PH-PF-00141	FIRE PROTECTION PIPE SUPPORT FOR UNIT 002 - SHEET 1	Bechtel			Y
MECH-1		Approval	Plant Design	Pipe Suppt	25542-002-PH-PF-00181	FIRE PROTECTION PIPE SUPPORT FOR UNIT 002 - SHEET 1	Bechtel			Y
MECH-1		Approval	Plant Design	Pipe Suppt	25542-002-PH-PF-00191	FIRE PROTECTION PIPE SUPPORT FOR UNIT 002 - SHEET 1	Bechtel			Y
MECH-1		Approval	Plant Design	Pipe Suppt	25542-002-PH-PF-00311	FIRE PROTECTION PIPE SUPPORT FOR UNIT 002 - SHEET 1	Bechtel			Y
MECH-1		Approval	Plant Design	Pipe Suppt	25542-002-PH-PF-00321	FIRE PROTECTION PIPE SUPPORT FOR UNIT 002 - SHEET 1	Bechtel			Y
MECH-1		Approval	Plant Design	Pipe Suppt	25542-002-PH-PF-05011	FIRE PROTECTION PIPE SUPPORT FOR UNIT 002 - SHEET 1	Bechtel			Y
MECH-1		Approval	Plant Design	Pipe Suppt	25542-003-PH-AB-00011	LARGE BORE PIPE SUPPORT - MAIN STEAM SYSTEM - HRH	Bechtel			Y
MECH-1		Approval	Plant Design	Pipe Suppt	25542-003-PH-AB-00021	LARGE BORE PIPE SUPPORT - MAIN STEAM SYSTEM - HRH	Bechtel			Y
MECH-1		Approval	Plant Design	Pipe Suppt	25542-003-PH-AB-00031	LARGE BORE PIPE SUPPORT - MAIN STEAM SYSTEM - HRH	Bechtel			Y
MECH-1		Approval	Plant Design	Pipe Suppt	25542-003-PH-AB-00041	LARGE BORE PIPE SUPPORT - MAIN STEAM SYSTEM - HRH	Bechtel			Y
MECH-1		Approval	Plant Design	Pipe Suppt	25542-003-PH-AB-00051	LARGE BORE PIPE SUPPORT - MAIN STEAM SYSTEM - HRH	Bechtel			Y
MECH-1		Approval	Plant Design	Pipe Suppt	25542-003-PH-AB-00061	LARGE BORE PIPE SUPPORT - MAIN STEAM SYSTEM - HRH	Bechtel			Y
MECH-1		Approval	Plant Design	Pipe Suppt	25542-003-PH-AB-00071	LARGE BORE PIPE SUPPORT - MAIN STEAM SYSTEM - HRH	Bechtel			Y
MECH-1		Approval	Plant Design	Pipe Suppt	25542-003-PH-AB-00081	LARGE BORE PIPE SUPPORT - MAIN STEAM SYSTEM - HRH	Bechtel			Y
MECH-1		Approval	Plant Design	Pipe Suppt	25542-003-PH-AB-00091	LARGE BORE PIPE SUPPORT - MAIN STEAM SYSTEM - HRH	Bechtel			Y
MECH-1		Approval	Plant Design	Pipe Suppt	25542-003-PH-AB-00101	LARGE BORE PIPE SUPPORT - MAIN STEAM SYSTEM - HRH	Bechtel			Y
MECH-1		Approval	Plant Design	Pipe Suppt	25542-003-PH-AB-00111	LARGE BORE PIPE SUPPORT - MAIN STEAM SYSTEM - HRH	Bechtel			Y
MECH-1		Approval	Plant Design	Pipe Suppt	25542-003-PH-AB-00121	LARGE BORE PIPE SUPPORT - MAIN STEAM SYSTEM - HRH	Bechtel			Y
MECH-1		Approval	Plant Design	Pipe Suppt	25542-003-PH-AB-00131	LARGE BORE PIPE SUPPORT - MAIN STEAM SYSTEM - HRH	Bechtel			Y
MECH-1		Approval	Plant Design	Pipe Suppt	25542-003-PH-AB-00141	LARGE BORE PIPE SUPPORT - MAIN STEAM SYSTEM - HRH	Bechtel			Y
MECH-1		Approval	Plant Design	Pipe Suppt	25542-003-PH-AB-00151	LARGE BORE PIPE SUPPORT - MAIN STEAM SYSTEM - HRH	Bechtel			Y
MECH-1		Approval	Plant Design	Pipe Suppt	25542-003-PH-AB-00381	LARGE BORE PIPE SUPPORT - MAIN STEAM SYSTEM - HRH	Bechtel			Y
MECH-1		Approval	Plant Design	Pipe Suppt	25542-003-PH-AB-00391	LARGE BORE PIPE SUPPORT - MAIN STEAM SYSTEM - HRH	Bechtel			Y
MECH-1		Approval	Plant Design	Pipe Suppt	25542-003-PH-AB-00401	LARGE BORE PIPE SUPPORT - MAIN STEAM SYSTEM - HRH	Bechtel			Y
MECH-1		Approval	Plant Design	Pipe Suppt	25542-003-PH-AB-00411	LARGE BORE PIPE SUPPORT - MAIN STEAM SYSTEM - HRH	Bechtel			Y
MECH-1		Approval	Plant Design	Pipe Suppt	25542-003-PH-AB-00421	LARGE BORE PIPE SUPPORT - MAIN STEAM SYSTEM - HRH	Bechtel			Y
MECH-1		Approval	Plant Design	Pipe Suppt	25542-003-PH-AB-00431	LARGE BORE PIPE SUPPORT - MAIN STEAM SYSTEM - HRH	Bechtel			Y
MECH-1		Approval	Plant Design	Pipe Suppt	25542-003-PH-AB-00441	LARGE BORE PIPE SUPPORT - MAIN STEAM SYSTEM - HRH	Bechtel			Y
MECH-1		Approval	Plant Design	Pipe Suppt	25542-003-PH-AB-00451	LARGE BORE PIPE SUPPORT - MAIN STEAM SYSTEM - HRH	Bechtel			Y
MECH-1		Approval	Plant Design	Pipe Suppt	25542-003-PH-AB-00461	LARGE BORE PIPE SUPPORT - MAIN STEAM SYSTEM - HRH	Bechtel			Y
MECH-1		Approval	Plant Design	Pipe Suppt	25542-003-PH-AB-00911	LARGE BORE PIPE SUPPORT - MAIN STEAM SYSTEM - HRH	Bechtel			Y
MECH-1		Approval	Plant Design	Pipe Suppt	25542-003-PH-AB-00851	LARGE BORE PIPE SUPPORT - MAIN STEAM SYSTEM - HRH	Bechtel			Y
MECH-1		Approval	Plant Design	Pipe Suppt	25542-003-PH-AB-00861	LARGE BORE PIPE SUPPORT - MAIN STEAM SYSTEM - HRH	Bechtel			Y
MECH-1		Approval	Plant Design	Pipe Suppt	25542-003-PH-AE-01001	FEED WATER SYSTEM PIPE SUPPORT	Bechtel			Y
MECH-1		Approval	Plant Design	Pipe Suppt	25542-003-PH-AE-01011	FEED WATER SYSTEM PIPE SUPPORT	Bechtel			Y
MECH-1		Approval	Plant Design	Pipe Suppt	25542-003-PH-AE-01021	FEED WATER SYSTEM PIPE SUPPORT	Bechtel			Y
MECH-1		Approval	Plant Design	Pipe Suppt	25542-003-PH-AE-01031	FEED WATER SYSTEM PIPE SUPPORT	Bechtel			Y
MECH-1		Approval	Plant Design	Pipe Suppt	25542-003-PH-AE-01041	FEED WATER SYSTEM PIPE SUPPORT	Bechtel			Y
MECH-1		Approval	Plant Design	Pipe Suppt	25542-003-PH-AE-01042	FEED WATER SYSTEM PIPE SUPPORT	Bechtel			Y
MECH-1		Approval	Plant Design	Pipe Suppt	25542-003-PH-AE-01051	FEED WATER SYSTEM PIPE SUPPORT	Bechtel			Y
MECH-1		Approval	Plant Design	Pipe Suppt	25542-003-PH-AE-01052	FEED WATER SYSTEM PIPE SUPPORT	Bechtel			Y
MECH-1		Approval	Plant Design	Pipe Suppt	25542-003-PH-AE-01061	FEED WATER SYSTEM PIPE SUPPORT	Bechtel			Y
MECH-1		Approval	Plant Design	Pipe Suppt	25542-003-PH-AE-01071	FEED WATER SYSTEM PIPE SUPPORT	Bechtel			Y
MECH-1		Approval	Plant Design	Pipe Suppt	25542-003-PH-AE-01072	FEED WATER SYSTEM PIPE SUPPORT	Bechtel			Y
MECH-1		Approval	Plant Design	Pipe Suppt	25542-003-PH-AE-01081	FEED WATER SYSTEM PIPE SUPPORT	Bechtel			Y
MECH-1		Approval	Plant Design	Pipe Suppt	25542-003-PH-AE-01091	FEED WATER SYSTEM PIPE SUPPORT	Bechtel			Y
MECH-1		Approval	Plant Design	Pipe Suppt	25542-003-PH-AE-01092	FEED WATER SYSTEM PIPE SUPPORT	Bechtel			Y
MECH-1		Approval	Plant Design	Pipe Suppt	25542-003-PH-AE-01101	FEED WATER SYSTEM PIPE SUPPORT	Bechtel			Y
MECH-1		Approval	Plant Design	Pipe Suppt	25542-003-PH-AE-01102	FEED WATER SYSTEM PIPE SUPPORT	Bechtel			Y
MECH-1		Approval	Plant Design	Pipe Suppt	25542-003-PH-AE-01111	FEED WATER SYSTEM PIPE SUPPORT	Bechtel			Y
MECH-1		Approval	Plant Design	Pipe Suppt	25542-003-PH-AE-01121	FEED WATER SYSTEM PIPE SUPPORT	Bechtel			Y
MECH-1		Approval	Plant Design	Pipe Suppt	25542-003-PH-AE-01131	FEED WATER SYSTEM PIPE SUPPORT	Bechtel			Y
MECH-1		Approval	Plant Design	Pipe Suppt	25542-003-PH-AE-01141	FEED WATER SYSTEM PIPE SUPPORT	Bechtel			Y
MECH-1		Approval	Plant Design	Pipe Suppt	25542-003-PH-AE-01151	FEED WATER SYSTEM PIPE SUPPORT	Bechtel			Y
MECH-1		Approval	Plant Design	Pipe Suppt	25542-003-PH-AE-01152	FEED WATER SYSTEM PIPE SUPPORT	Bechtel			Y
MECH-1		Approval	Plant Design	Pipe Suppt	25542-003-PH-AE-01161	FEED WATER SYSTEM PIPE SUPPORT	Bechtel			Y
MECH-1		Approval	Plant Design	Pipe Suppt	25542-003-PH-AE-01162	FEED WATER SYSTEM PIPE SUPPORT	Bechtel			Y
MECH-1		Approval	Plant Design	Pipe Suppt	25542-003-PH-AE-01171	FEED WATER SYSTEM PIPE SUPPORT	Bechtel			Y
MECH-1		Approval	Plant Design	Pipe Suppt	25542-003-PH-AE-01181	FEED WATER SYSTEM PIPE SUPPORT	Bechtel			Y
MECH-1		Approval	Plant Design	Pipe Suppt	25542-003-PH-AE-01182	FEED WATER SYSTEM PIPE SUPPORT	Bechtel			Y
MECH-1		Approval	Plant Design	Pipe Suppt	25542-003-PH-AE-01191	FEED WATER SYSTEM PIPE SUPPORT	Bechtel			Y
MECH-1		Approval	Plant Design	Pipe Suppt	25542-003-PH-AE-01201	FEED WATER SYSTEM PIPE SUPPORT	Bechtel			Y
MECH-1		Approval	Plant Design	Pipe Suppt	25542-003-PH-AE-01211	FEED WATER SYSTEM PIPE SUPPORT	Bechtel			Y
MECH-1		Approval	Plant Design	Pipe Suppt	25542-003-PH-AE-01221	FEED WATER SYSTEM PIPE SUPPORT	Bechtel			Y
MECH-1		Approval	Plant Design	Pipe Suppt	25542-003-PH-AE-01222	FEED WATER SYSTEM PIPE SUPPORT	Bechtel			Y
MECH-1		Approval	Plant Design	Pipe Suppt	25542-003-PH-AE-01231	FEED WATER SYSTEM PIPE SUPPORT	Bechtel			Y
MECH-1		Approval	Plant Design	Pipe Suppt	25542-003-PH-AE-01241	FEED WATER SYSTEM PIPE SUPPORT	Bechtel			Y
MECH-1		Approval	Plant Design	Pipe Suppt	25542-003-PH-AE-01251	FEED WATER SYSTEM PIPE SUPPORT	Bechtel			Y
MECH-1		Approval	Plant Design	Pipe Suppt	25542-003-PH-AE-01261	FEED WATER SYSTEM PIPE SUPPORT	Bechtel			Y
MECH-1		Approval	Plant Design	Pipe Suppt	25542-003-PH-AE-01271	FEED WATER SYSTEM PIPE SUPPORT	Bechtel			Y

Certification	GEN-2 Tbl. 2 (G)	Reason -	Discipline	t Type	Document Number	Title	Vendor/	Remarks	cast	Approved
MECH-1		Approval	Plant Design	Pipe Suppt	25542-003-PH-AE-01281	FEED WATER SYSTEM PIPE SUPPORT	Bechtel			Y
MECH-1		Approval	Plant Design	Pipe Suppt	25542-003-PH-AE-01282	FEED WATER SYSTEM PIPE SUPPORT	Bechtel			Y
MECH-1		Approval	Plant Design	Pipe Suppt	25542-000-PHC-FG-00003	PIPE SUPPORT QUALIFICATION CALCULATION - FG PIPE SUPPORTS	Bechtel			Y
MECH-1		Approval	Plant Design	Pipe Suppt	25542-003-PH-FG-00011	FUEL GAS PIPE SUPPORT FOR UNIT 003	Bechtel			Y
MECH-1		Approval	Plant Design	Pipe Suppt	25542-003-PH-FG-00012	FUEL GAS PIPE SUPPORT FOR UNIT 003	Bechtel			Y
MECH-1		Approval	Plant Design	Pipe Suppt	25542-003-PH-FG-00021	FUEL GAS PIPE SUPPORT FOR UNIT 003	Bechtel			Y
MECH-1		Approval	Plant Design	Pipe Suppt	25542-003-PH-FG-00031	FUEL GAS PIPE SUPPORT FOR UNIT 003	Bechtel			Y
MECH-1		Approval	Plant Design	Pipe Suppt	25542-003-PH-FG-00041	FUEL GAS PIPE SUPPORT FOR UNIT 003	Bechtel			Y
MECH-1		Approval	Plant Design	Pipe Suppt	25542-003-PH-FG-00051	FUEL GAS PIPE SUPPORT FOR UNIT 003	Bechtel			Y
MECH-1		Approval	Plant Design	Pipe Suppt	25542-003-PH-FG-00052	FUEL GAS PIPE SUPPORT FOR UNIT 003	Bechtel			Y
MECH-1		Approval	Plant Design	Pipe Suppt	25542-003-PH-FG-00061	FUEL GAS PIPE SUPPORT FOR UNIT 003	Bechtel			Y
MECH-1		Approval	Plant Design	Pipe Suppt	25542-003-PH-FG-00071	FUEL GAS PIPE SUPPORT FOR UNIT 003	Bechtel			Y
MECH-1		Approval	Plant Design	Pipe Suppt	25542-003-PH-FG-00081	FUEL GAS PIPE SUPPORT FOR UNIT 003	Bechtel			Y
MECH-1		Approval	Plant Design	Pipe Suppt	25542-003-PH-FG-00091	FUEL GAS PIPE SUPPORT FOR UNIT 003	Bechtel			Y
MECH-1		Approval	Plant Design	Pipe Suppt	25542-003-PH-FG-00101	FUEL GAS PIPE SUPPORT FOR UNIT 003	Bechtel			Y
MECH-1		Approval	Plant Design	Pipe Suppt	25542-003-PH-FG-00111	FUEL GAS PIPE SUPPORT FOR UNIT 003	Bechtel			Y
MECH-1		Approval	Plant Design	Pipe Suppt	25542-003-PH-FG-00121	FUEL GAS PIPE SUPPORT FOR UNIT 003	Bechtel			Y
MECH-1		Approval	Plant Design	Pipe Suppt	25542-003-PH-FG-00131	FUEL GAS PIPE SUPPORT FOR UNIT 003	Bechtel			Y
MECH-1		Approval	Plant Design	Pipe Suppt	25542-003-PH-FG-00141	FUEL GAS PIPE SUPPORT FOR UNIT 003	Bechtel			Y
MECH-1		Approval	Plant Design	Pipe Suppt	25542-003-PH-FG-00151	FUEL GAS PIPE SUPPORT FOR UNIT 003	Bechtel			Y
MECH-1		Approval	Plant Design	Pipe Suppt	25542-003-PH-FG-00161	FUEL GAS PIPE SUPPORT FOR UNIT 003	Bechtel			Y
MECH-1		Approval	Plant Design	Pipe Suppt	25542-003-PH-FG-00162	FUEL GAS PIPE SUPPORT FOR UNIT 003	Bechtel			Y
MECH-1		Approval	Plant Design	Pipe Suppt	25542-003-PH-FG-05001	FUEL GAS PIPE SUPPORT FOR UNIT 003	Bechtel			Y
MECH-1		Approval	Plant Design	Pipe Suppt	25542-003-PH-FG-05002	FUEL GAS PIPE SUPPORT FOR UNIT 003	Bechtel			Y
MECH-1		Approval	Plant Design	Pipe Suppt	25542-003-PH-FG-05011	FUEL GAS PIPE SUPPORT FOR UNIT 003	Bechtel			Y
MECH-1		Approval	Plant Design	Pipe Suppt	25542-003-PH-FG-05021	FUEL GAS PIPE SUPPORT FOR UNIT 003	Bechtel			Y
MECH-1		Approval	Plant Design	Pipe Suppt	25542-003-PH-FG-05031	FUEL GAS PIPE SUPPORT FOR UNIT 003	Bechtel			Y
MECH-1		Approval	Plant Design	Pipe Suppt	25542-003-PH-FG-05041	FUEL GAS PIPE SUPPORT FOR UNIT 003	Bechtel			Y
MECH-1		Approval	Plant Design	Pipe Suppt	25542-003-PH-FG-05051	FUEL GAS PIPE SUPPORT FOR UNIT 003	Bechtel			Y
MECH-1		Approval	Plant Design	Pipe Suppt	25542-003-PH-FG-05101	FUEL GAS PIPE SUPPORT FOR UNIT 003	Bechtel			Y
MECH-1		Approval	Plant Design	Pipe Suppt	25542-003-PH-FG-05111	FUEL GAS PIPE SUPPORT FOR UNIT 003	Bechtel			Y
MECH-1		Approval	Plant Design	Pipe Suppt	25542-003-PH-FG-05121	FUEL GAS PIPE SUPPORT FOR UNIT 003	Bechtel			Y
MECH-1		Approval	Plant Design	Pipe Suppt	25542-003-PH-FG-05131	FUEL GAS PIPE SUPPORT FOR UNIT 003	Bechtel			Y
MECH-1		Approval	Plant Design	Pipe Suppt	25542-003-PH-FG-05132	FUEL GAS PIPE SUPPORT FOR UNIT 003	Bechtel			Y
MECH-1		Approval	Plant Design	Pipe Suppt	25542-003-PH-FG-05141	FUEL GAS PIPE SUPPORT FOR UNIT 003	Bechtel			Y
MECH-1		Approval	Plant Design	Pipe Suppt	25542-003-PH-FG-05151	FUEL GAS PIPE SUPPORT FOR UNIT 003	Bechtel			Y
MECH-1		Approval	Plant Design	Pipe Suppt	25542-003-PH-FG-05161	FUEL GAS PIPE SUPPORT FOR UNIT 003	Bechtel			Y
MECH-1		Approval	Plant Design	Pipe Suppt	25542-003-PH-FG-05171	FUEL GAS PIPE SUPPORT FOR UNIT 003	Bechtel			Y
MECH-1		Approval	Plant Design	Pipe Suppt	25542-003-PH-FG-05181	FUEL GAS PIPE SUPPORT FOR UNIT 003	Bechtel			Y
MECH-1		Approval	Plant Design	Pipe Suppt	25542-003-PH-FG-05191	FUEL GAS PIPE SUPPORT FOR UNIT 003	Bechtel			Y
MECH-1		Approval	Plant Design	Calculation	25542-000-PHC-PF-00003	PIPE SUPPORT QUALIFICATION CALCULATION - PF PIPE SUPPORTS	Bechtel			Y
MECH-1		Approval	Plant Design	Pipe Suppt	25542-003-PH-PF-00011	FIRE PROTECTION PIPE SUPPORT FOR UNIT 003 - SHEET 1	Bechtel			Y
MECH-1		Approval	Plant Design	Pipe Suppt	25542-003-PH-PF-00021	FIRE PROTECTION PIPE SUPPORT FOR UNIT 003 - SHEET 1	Bechtel			Y
MECH-1		Approval	Plant Design	Pipe Suppt	25542-003-PH-PF-00031	FIRE PROTECTION PIPE SUPPORT FOR UNIT 003 - SHEET 1	Bechtel			Y
MECH-1		Approval	Plant Design	Pipe Suppt	25542-003-PH-PF-00051	FIRE PROTECTION PIPE SUPPORT FOR UNIT 003 - SHEET 1	Bechtel			Y
MECH-1		Approval	Plant Design	Pipe Suppt	25542-003-PH-PF-00061	FIRE PROTECTION PIPE SUPPORT FOR UNIT 003 - SHEET 1	Bechtel			Y
MECH-1		Approval	Plant Design	Pipe Suppt	25542-003-PH-PF-00062	FIRE PROTECTION PIPE SUPPORT FOR UNIT 003 - SHEET 2	Bechtel			Y
MECH-1		Approval	Plant Design	Pipe Suppt	25542-003-PH-PF-00071	FIRE PROTECTION PIPE SUPPORT FOR UNIT 003 - SHEET 1	Bechtel			Y
MECH-1		Approval	Plant Design	Pipe Suppt	25542-003-PH-PF-00111	FIRE PROTECTION PIPE SUPPORT FOR UNIT 003 - SHEET 1	Bechtel			Y
MECH-1		Approval	Plant Design	Pipe Suppt	25542-003-PH-PF-00131	FIRE PROTECTION PIPE SUPPORT FOR UNIT 003 - SHEET 1	Bechtel			Y
MECH-1		Approval	Plant Design	Pipe Suppt	25542-003-PH-PF-00141	FIRE PROTECTION PIPE SUPPORT FOR UNIT 003 - SHEET 1	Bechtel			Y
MECH-1		Approval	Plant Design	Pipe Suppt	25542-003-PH-PF-00181	FIRE PROTECTION PIPE SUPPORT FOR UNIT 003 - SHEET 1	Bechtel			Y
MECH-1		Approval	Plant Design	Pipe Suppt	25542-003-PH-PF-00311	FIRE PROTECTION PIPE SUPPORT FOR UNIT 003 - SHEET 1	Bechtel			Y
MECH-1		Approval	Plant Design	Pipe Suppt	25542-003-PH-PF-00041	FIRE PROTECTION PIPE SUPPORT FOR UNIT 003 - SHEET 1	Bechtel			Y
MECH-1		Approval	Plant Design	Pipe Suppt	25542-003-PH-PF-00081	FIRE PROTECTION PIPE SUPPORT FOR UNIT 003 - SHEET 1	Bechtel			Y
MECH-1		Approval	Plant Design	Pipe Suppt	25542-003-PH-PF-00091	FIRE PROTECTION PIPE SUPPORT FOR UNIT 003 - SHEET 1	Bechtel			Y
MECH-1		Approval	Plant Design	Pipe Suppt	25542-003-PH-PF-00101	FIRE PROTECTION PIPE SUPPORT FOR UNIT 003 - SHEET 1	Bechtel			Y
MECH-1		Approval	Plant Design	Pipe Suppt	25542-003-PH-PF-00121	FIRE PROTECTION PIPE SUPPORT FOR UNIT 003 - SHEET 1	Bechtel			Y
MECH-1		Approval	Plant Design	Pipe Suppt	25542-003-PH-PF-00191	FIRE PROTECTION PIPE SUPPORT FOR UNIT 003 - SHEET 1	Bechtel			Y
MECH-1		Approval	Plant Design	Pipe Suppt	25542-003-PH-PF-00321	FIRE PROTECTION PIPE SUPPORT FOR UNIT 003 - SHEET 1	Bechtel			Y
MECH-1		Approval	Plant Design	Pipe Suppt	25542-003-PH-PF-05011	FIRE PROTECTION PIPE SUPPORT FOR UNIT 003 - SHEET 1	Bechtel			Y
MECH-1		Approval	Plant Design	Pipe Suppt	25542-000-PHC-FG-00009	PIPE SUPPORT QUALIFICATION CALCULATION - FG PIPE SUPPORTS	Bechtel			Y
MECH-1		Approval	Plant Design	Pipe Suppt	25542-009-PH-FG-00011	FUEL GAS PIPE SUPPORT FOR UNIT 009	Bechtel			Y
MECH-1		Approval	Plant Design	Pipe Suppt	25542-009-PH-FG-00021	FUEL GAS PIPE SUPPORT FOR UNIT 009	Bechtel			Y
MECH-1		Approval	Plant Design	Pipe Suppt	25542-009-PH-FG-00031	FUEL GAS PIPE SUPPORT FOR UNIT 009	Bechtel			Y
MECH-1		Approval	Plant Design	Pipe Suppt	25542-009-PH-FG-00041	FUEL GAS PIPE SUPPORT FOR UNIT 009	Bechtel			Y
MECH-1		Approval	Plant Design	Pipe Suppt	25542-009-PH-FG-00051	FUEL GAS PIPE SUPPORT FOR UNIT 009	Bechtel			Y
MECH-1		Approval	Plant Design	Pipe Suppt	25542-009-PH-FG-00061	FUEL GAS PIPE SUPPORT FOR UNIT 009	Bechtel			Y
MECH-1		Approval	Plant Design	Pipe Suppt	25542-009-PH-FG-00131	FUEL GAS PIPE SUPPORT FOR UNIT 009	Bechtel			Y
MECH-1		Approval	Plant Design	Pipe Suppt	25542-009-PH-FG-00141	FUEL GAS PIPE SUPPORT FOR UNIT 009	Bechtel			Y
MECH-1		Approval	Plant Design	Pipe Suppt	25542-009-PH-FG-00151	FUEL GAS PIPE SUPPORT FOR UNIT 009	Bechtel			Y
MECH-1		Approval	Plant Design	Pipe Suppt	25542-009-PH-FG-00161	FUEL GAS PIPE SUPPORT FOR UNIT 009	Bechtel			Y
MECH-1		Approval	Plant Design	Pipe Suppt	25542-009-PH-FG-00171	FUEL GAS PIPE SUPPORT FOR UNIT 009	Bechtel			Y
MECH-1		Approval	Plant Design	Pipe Suppt	25542-009-PH-FG-00181	FUEL GAS PIPE SUPPORT FOR UNIT 009	Bechtel			Y
MECH-1		Approval	Plant Design	Pipe Suppt	25542-009-PH-FG-00191	FUEL GAS PIPE SUPPORT FOR UNIT 009	Bechtel			Y
MECH-1		Approval	Plant Design	Pipe Suppt	25542-009-PH-FG-00201	FUEL GAS PIPE SUPPORT FOR UNIT 009	Bechtel			Y
MECH-1		Approval	Plant Design	Pipe Suppt	25542-009-PH-FG-00211	FUEL GAS PIPE SUPPORT FOR UNIT 009	Bechtel			Y
MECH-1		Approval	Plant Design	Pipe Suppt	25542-009-PH-FG-00221	FUEL GAS PIPE SUPPORT FOR UNIT 009	Bechtel			Y
MECH-1		Approval	Plant Design	Pipe Suppt	25542-009-PH-FG-00231	FUEL GAS PIPE SUPPORT FOR UNIT 009	Bechtel			Y
MECH-1		Approval	Plant Design	Pipe Suppt	25542-009-PH-FG-00241	FUEL GAS PIPE SUPPORT FOR UNIT 009	Bechtel			Y
MECH-1		Approval	Plant Design	Pipe Suppt	25542-009-PH-FG-00251	FUEL GAS PIPE SUPPORT FOR UNIT 009	Bechtel			Y
MECH-1		Approval	Plant Design	Pipe Suppt	25542-009-PH-FG-00261	FUEL GAS PIPE SUPPORT FOR UNIT 009	Bechtel			Y
MECH-1		Approval	Plant Design	Pipe Suppt	25542-009-PH-FG-00271	FUEL GAS PIPE SUPPORT FOR UNIT 009	Bechtel			Y
MECH-1		Approval	Plant Design	Pipe Suppt	25542-009-PH-FG-00281	FUEL GAS PIPE SUPPORT FOR UNIT 009	Bechtel			Y
MECH-1		Approval	Plant Design	Pipe Suppt	25542-009-PH-FG-00291	FUEL GAS PIPE SUPPORT FOR UNIT 009	Bechtel			Y
MECH-1		Approval	Plant Design	Pipe Suppt	25542-009-PH-FG-00301	FUEL GAS PIPE SUPPORT FOR UNIT 009	Bechtel			Y
MECH-1		Approval	Plant Design	Pipe Suppt	25542-009-PH-FG-00311	FUEL GAS PIPE SUPPORT FOR UNIT 009	Bechtel			Y
MECH-1		Approval	Plant Design	Pipe Suppt	25542-009-PH-FG-05001	FUEL GAS PIPE SUPPORT FOR UNIT 009	Bechtel			Y
MECH-1		Approval	Plant Design	Pipe Suppt	25542-009-PH-FG-05011	FUEL GAS PIPE SUPPORT FOR UNIT 009	Bechtel			Y
MECH-1		Approval	Plant Design	Pipe Suppt	25542-009-PH-FG-05021	FUEL GAS PIPE SUPPORT FOR UNIT 009	Bechtel			Y
MECH-1		Approval	Plant Design	Pipe Suppt	25542-009-PH-FG-05031	FUEL GAS PIPE SUPPORT FOR UNIT 009	Bechtel			Y
MECH-1		Approval	Plant Design	Pipe Suppt	25542-009-PH-FG-05041	FUEL GAS PIPE SUPPORT FOR UNIT 009	Bechtel			Y
MECH-1		Approval	Plant Design	Pipe Suppt	25542-009-PH-FG-05051	FUEL GAS PIPE SUPPORT FOR UNIT 009	Bechtel			Y
MECH-1		Approval	Plant Design	Pipe Suppt	25542-009-PH-FG-05061	FUEL GAS PIPE SUPPORT FOR UNIT 009	Bechtel			Y
MECH-1		Approval	Plant Design	Pipe Suppt	25542-009-PH-FG-05071	FUEL GAS PIPE SUPPORT FOR UNIT 009	Bechtel			Y
MECH-1		Approval	Plant Design	Pipe Suppt	25542-009-PH-FG-05081	FUEL GAS PIPE SUPPORT FOR UNIT 009	Bechtel			Y
MECH-1		Approval	Plant Design	Pipe Suppt	25542-009-PH-FG-05091	FUEL GAS PIPE SUPPORT FOR UNIT 009	Bechtel			Y
MECH-1		Approval	Plant Design	Pipe Suppt	25542-009-PH-FG-05101	FUEL GAS PIPE SUPPORT FOR UNIT 009	Bechtel			Y
MECH-1		Approval	Plant Design	Pipe Suppt	25542-009-PH-FG-05111	FUEL GAS PIPE SUPPORT FOR UNIT 009	Bechtel			Y
MECH-1		Approval	Plant Design	Pipe Suppt	25542-009-PH-FG-05121	FUEL GAS PIPE SUPPORT FOR UNIT 009	Bechtel			Y

Certification	GEN-2 Tbl. 2 (G)	Reason -	Discipline	t Type	Document Number	Title	Vendor/	Remarks	cast	Approved
MECH-1		Approval	Plant Design	Pipe Suppt	25542-009-PH-FG-05122	FUEL GAS PIPE SUPPORT FOR UNIT 009	Bechtel			Y
MECH-1		Approval	Plant Design	Pipe Suppt	25542-009-PH-FG-05131	FUEL GAS PIPE SUPPORT FOR UNIT 009	Bechtel			Y
MECH-1		Approval	Plant Design	Pipe Suppt	25542-009-PH-FG-05141	FUEL GAS PIPE SUPPORT FOR UNIT 009	Bechtel			Y
MECH-1		Approval	Plant Design	Pipe Suppt	25542-009-PH-FG-05151	FUEL GAS PIPE SUPPORT FOR UNIT 009	Bechtel			Y
MECH-1		Approval	Plant Design	Calculation	25542-000-PHC-PF-00009	PIPE SUPPORT QUALIFICATION CALCULATION - PF PIPE SUPPORTS	Bechtel			Y
MECH-1		Approval	Plant Design	Pipe Suppt	25542-009-PH-PF-00221	FIRE PROTECTION PIPE SUPPORT FOR UNIT 009 - SHEET 1	Bechtel			Y
MECH-1		Approval	Plant Design	Pipe Suppt	25542-009-PH-PF-00231	FIRE PROTECTION PIPE SUPPORT FOR UNIT 009 - SHEET 1	Bechtel			Y
MECH-1		Approval	Plant Design	Pipe Suppt	25542-009-PH-PF-00241	FIRE PROTECTION PIPE SUPPORT FOR UNIT 009 - SHEET 1	Bechtel			Y
MECH-1		Approval	Plant Design	Pipe Suppt	25542-009-PH-PF-00251	FIRE PROTECTION PIPE SUPPORT FOR UNIT 009 - SHEET 1	Bechtel			Y
MECH-1		Approval	Plant Design	Pipe Suppt	25542-009-PH-PF-00252	FIRE PROTECTION PIPE SUPPORT FOR UNIT 009 - SHEET 2	Bechtel			Y
MECH-1		Approval	Plant Design	Pipe Suppt	25542-009-PH-PF-00261	FIRE PROTECTION PIPE SUPPORT FOR UNIT 009 - SHEET 1	Bechtel			Y
MECH-1		Approval	Plant Design	Pipe Suppt	25542-009-PH-PF-00271	FIRE PROTECTION PIPE SUPPORT FOR UNIT 009 - SHEET 1	Bechtel			Y
MECH-1		Approval	Plant Design	Pipe Suppt	25542-009-PH-PF-00281	FIRE PROTECTION PIPE SUPPORT FOR UNIT 009 - SHEET 1	Bechtel			Y
MECH-1		Approval	Plant Design	Pipe Suppt	25542-009-PH-PF-00291	FIRE PROTECTION PIPE SUPPORT FOR UNIT 009 - SHEET 1	Bechtel			Y
MECH-1		Approval	Plant Design	Pipe Suppt	25542-009-PH-PF-00301	FIRE PROTECTION PIPE SUPPORT FOR UNIT 009 - SHEET 1	Bechtel			Y
MECH-1		Approval	Plant Design	Pipe Suppt	25542-009-PH-PF-00331	FIRE PROTECTION PIPE SUPPORT FOR UNIT 009 - SHEET 1	Bechtel			Y
MECH-1		Approval	Plant Design	Pipe Suppt	25542-009-PH-PF-00341	FIRE PROTECTION PIPE SUPPORT FOR UNIT 009 - SHEET 1	Bechtel			Y
MECH-1		Approval	Plant Design	Pipe Suppt	25542-009-PH-PF-00351	FIRE PROTECTION PIPE SUPPORT FOR UNIT 009 - SHEET 1	Bechtel			Y
MECH-1		Approval	Plant Design	Pipe Suppt	25542-009-PH-PF-00361	FIRE PROTECTION PIPE SUPPORT FOR UNIT 009 - SHEET 1	Bechtel			Y
MECH-1		Approval	Plant Design	Pipe Suppt	25542-009-PH-PF-00362	FIRE PROTECTION PIPE SUPPORT FOR UNIT 009 - SHEET 2	Bechtel			Y
MECH-1		Approval	Plant Design	Pipe Suppt	25542-009-PH-PF-05001	FIRE PROTECTION PIPE SUPPORT FOR UNIT 009 - SHEET 1	Bechtel			Y
MECH-1		Approval	Plant Design	Pipe Suppt	25542-009-PH-PF-05021	FIRE PROTECTION PIPE SUPPORT FOR UNIT 009 - SHEET 1	Bechtel			Y
MECH-1		Approval	Plant Design	Pipe Suppt	25542-009-PH-PF-05031	FIRE PROTECTION PIPE SUPPORT FOR UNIT 009 - SHEET 1	Bechtel			Y
MECH-1		Approval	Plant Design	Pipe Suppt	25542-009-PH-PF-05041	FIRE PROTECTION PIPE SUPPORT FOR UNIT 009 - SHEET 1	Bechtel			Y
MECH-1		Approval	Plant Design	Pipe Suppt	25542-009-PH-PF-05051	FIRE PROTECTION PIPE SUPPORT FOR UNIT 009 - SHEET 1	Bechtel			Y
MECH-1		Approval	Plant Design	Pipe Suppt	25542-009-PH-PF-05061	FIRE PROTECTION PIPE SUPPORT FOR UNIT 009 - SHEET 1	Bechtel			Y
MECH-1		Approval	Plant Design	Pipe Suppt	25542-009-PH-PF-05071	FIRE PROTECTION PIPE SUPPORT FOR UNIT 009 - SHEET 1	Bechtel			Y
MECH-1		Approval	Plant Design	Pipe Suppt	25542-009-PH-PF-05081	FIRE PROTECTION PIPE SUPPORT FOR UNIT 009 - SHEET 1	Bechtel			Y
MECH-1		Approval	Plant Design	Pipe Suppt	25542-009-PH-PF-05091	FIRE PROTECTION PIPE SUPPORT FOR UNIT 009 - SHEET 1	Bechtel			Y
MECH-1	G	Approval	Plant Design	Drawing	25542-000-P3-AE-000##	PIPE ISOMETRIC DRAWINGS FOR FEEDWATER PIPE SYSTEM	Bechtel	system for CBO to review	#####	Y
MECH-1	G	Approval	Plant Design	Specification	25542-000-3DS-P72G-00012	PIPE INSULATION THICKNESS SCHEDULE	Bechtel		Aug-	Y
STRUC-1	NA	Approval	Control Systems	Document	25542-000-V1A-JA34-000##	BOILER SAMPLE PANEL ENCLOSURE STRUCTURAL DESIGN CALCULATIONS	Vendor		Jul-11	
STRUC-1	NA	Approval	Control Systems	Drawing	25542-000-V1A-JA34-000##	BOILER SAMPLE PANEL ENCLOSURE STRUCTURE DRAWING	Vendor		Jul-11	
STRUC-1	NA	Approval	Control Systems	Drawing	25542-000-V1A-JA34-000##	DRAWING	Vendor		Jul-11	
STRUC-1	NA	Approval	Control Systems	Document	25542-000-V1A-JA34-000##	CALCULATIONS	Vendor		Jul-11	
STRUC-1	NA	Approval	Control Systems	Drawing	25542-000-V1A-JA34-000##	DEMIN WATER SAMPLE PANEL ENCLOSURE STRUCTURE DRAWING	Vendor		Jul-11	
STRUC-1	NA	Approval	Control Systems	Drawing	25542-000-V1A-JA34-000##	INTERFACE DRAWING	Vendor		Jul-11	
STRUC-1		Approval	Control Systems	Drawing	25542-000-V1A-JA34-00025	STRUCTURAL DRAWING	Vendor			Y
STRUC-1		Approval	Control Systems	Drawing	25542-000-V1A-JA34-00026	STRUCTURAL DRAWING	Vendor			Y
STRUC-1		Approval	Control Systems	Calculation	25542-000-V1A-JA34-00064	SAMPLE AND ANALYSIS SYSTEM - SHELTER STRUCTURAL CALC	Vendor			Y
MECH-1	NA	Reference	Mechanical	P&ID	25542-001-M6-AB-00001	P&ID MAIN STEAM SYSTEM (HP STEAM)	Bechtel		10 A	Y
MECH-1	NA	Reference	Mechanical	P&ID	25542-001-M6-AB-00002	P&ID MAIN STEAM SYSTEM (CRH STEAM)	Bechtel		10 A	Y
MECH-1	NA	Reference	Mechanical	P&ID	25542-001-M6-AB-00003	P&ID MAIN STEAM SYSTEM (HRH STEAM)	Bechtel		10 A	Y
MECH-1	NA	Reference	Mechanical	P&ID	25542-001-M6-AD-00001	P&ID CONDENSATE SYSTEM (PUMPS)	Bechtel		Nov-	Y
MECH-1	NA	Reference	Mechanical	P&ID	25542-001-M6-AD-00002	P&ID CONDENSATE SYSTEM (SPRAYS)	Bechtel		Nov-	Y
MECH-1	NA	Reference	Mechanical	P&ID	25542-001-M6-AD-00003	P&ID CONDENSATE SYSTEM (FW HEATERS)	Bechtel		Nov-	Y
MECH-1	NA	Reference	Mechanical	P&ID	25542-001-M6-AD-00004	P&ID CONDENSATE SYSTEM (ACC STEAM DUCT)	Bechtel		Nov-	Y
MECH-1	NA	Reference	Mechanical	P&ID	25542-001-M6-AD-00005	P&ID CONDENSATE SYSTEM (INTERNAL DRAINS)	Bechtel		Nov-	Y
MECH-1	NA	Reference	Mechanical	P&ID	25542-001-M6-AD-00006	P&ID CONDENSATE SYSTEM (EXTERNAL DRAINS)	Bechtel		Nov-	Y
MECH-1	NA	Reference	Mechanical	P&ID	25542-001-M6-AE-00001	P&ID FEEDWATER SYSTEM (PUMP SUCTION)	Bechtel		10 A	Y
MECH-1	NA	Reference	Mechanical	P&ID	25542-001-M6-AE-00002	P&ID FEEDWATER SYSTEM (PUMP DISCHARGE)	Bechtel		10 A	Y
MECH-1	NA	Reference	Mechanical	P&ID	25542-001-M6-AE-00003	P&ID FEEDWATER SYSTEM (FW HEATERS)	Bechtel		10 A	Y
MECH-1	NA	Reference	Mechanical	P&ID	25542-002-M6-AE-00001	P&ID FEEDWATER SYSTEM (PUMP SUCTION)	Bechtel		10 A	
MECH-1	NA	Reference	Mechanical	P&ID	25542-002-M6-AE-00002	P&ID FEEDWATER SYSTEM (PUMP DISCHARGE)	Bechtel		10 A	
MECH-1	NA	Reference	Mechanical	P&ID	25542-002-M6-AE-00003	P&ID FEEDWATER SYSTEM (FW HEATERS)	Bechtel	SIMILAR FOR UNIT 3	10 A	
MECH-1	NA	Reference	Mechanical	P&ID	25542-001-M6-AF-00001	P&ID EXTRACTION STEAM SYSTEM (LP FWH NO 1)	Bechtel		10 A	Y
MECH-1	NA	Reference	Mechanical	P&ID	25542-001-M6-AF-00002	P&ID EXTRACTION STEAM SYSTEM (LP FWH NO 2)	Bechtel		10 A	Y
MECH-1	NA	Reference	Mechanical	P&ID	25542-001-M6-AF-00003	P&ID EXTRACTION STEAM SYSTEM (DEAERATOR FWH NO 3)	Bechtel		10 A	Y
MECH-1	G	Reference	Mechanical	P&ID	25542-001-M6-AF-00004	P&ID EXTRACTION STEAM SYSTEM (BOILER FEED PUMP TURBINE)	Bechtel			Y
MECH-1	NA	Reference	Mechanical	P&ID	25542-001-M6-AF-00005	P&ID EXTRACTION STEAM SYSTEM (HP FWH NO 5)	Bechtel		10 A	Y
MECH-1	NA	Reference	Mechanical	P&ID	25542-001-M6-AF-00006	P&ID EXTRACTION STEAM SYSTEM (HP FWH NO 6)	Bechtel		10 A	Y
MECH-1	NA	Reference	Mechanical	P&ID	25542-002-M6-AF-00001	P&ID EXTRACTION STEAM SYSTEM (LP FWH NO 1)	Bechtel		10 A	
MECH-1	NA	Reference	Mechanical	P&ID	25542-002-M6-AF-00002	P&ID EXTRACTION STEAM SYSTEM (LP FWH NO 2)	Bechtel		10 A	
MECH-1	NA	Reference	Mechanical	P&ID	25542-002-M6-AF-00003	P&ID EXTRACTION STEAM SYSTEM (DEAERATOR FWH NO 3)	Bechtel		10 A	
MECH-1	NA	Reference	Mechanical	P&ID	25542-002-M6-AF-00004	P&ID EXTRACTION STEAM SYSTEM (HP FWH NO 4)	Bechtel	SIMILAR FOR UNIT 3	10 A	
MECH-1	NA	Reference	Mechanical	P&ID	25542-002-M6-AF-00005	P&ID EXTRACTION STEAM SYSTEM (HP FWH NO 5)	Bechtel		10 A	
MECH-1	NA	Reference	Mechanical	P&ID	25542-002-M6-AF-00006	P&ID EXTRACTION STEAM SYSTEM (HP FWH NO 6)	Bechtel		10 A	
MECH-1	NA	Reference	Mechanical	P&ID	25542-001-M6-PA-00003	P&ID CONDENSATE AND FEEDWATER CHEMICAL INJECTION SYSTEM	Bechtel		10 A	Y
MECH-1	NA	Reference	Mechanical	P&ID	25542-001-M6-AJ-00001	P&ID CONDENSATE AND FEEDWATER CHEMICAL INJECTION SYSTEM - OXYGEN	Bechtel			Y
MECH-1	NA	Reference	Mechanical	P&ID	25542-001-M6-AJ-00002	P&ID CONDENSATE AND FEEDWATER CHEMICAL INJECTION SYSTEM	Bechtel		10 A	Y
~~MECH-1~~	~~NA~~	~~Reference~~	~~Mechanical~~	~~P&ID~~	~~25542-001-M6-AR-00001~~	~~P&ID CONDENSER AIR REMOVAL SYSTEM~~	~~Bechtel~~	~~Delete~~	~~#####~~	
MECH-1	NA	Reference	Mechanical	P&ID	25542-001-M6-BM-00001	P&ID BLOWDOWN SYSTEM	Bechtel		Jun-11	Y
MECH-1	NA	Reference	Mechanical	P&ID	25542-001-M6-FG-00001	P&ID - FUEL GAS SYSTEM	Bechtel			Y
MECH-1	NA	Reference	Mechanical	P&ID	25542-009-M6-FG-00001	P&ID FUEL GAS SYSTEM	Bechtel		Sep-	Y
MECH-1	NA	Reference	Mechanical	P&ID	25542-001-M6-FL-00001	P&ID LUBE OIL SYSTEM	Bechtel		#####	
MECH-1	NA	Reference	Mechanical	P&ID	25542-001-M6-PA-00001	P&ID COMPRESSED AIR SYSTEM (AIR COMPRESSORS, RECEIVERS, DRYERS)	Bechtel		10 A	Y
MECH-1	NA	Reference	Mechanical	P&ID	25542-001-M6-PA-00002	P&ID COMPRESSED AIR SYSTEM (SERVICE AIR DISTRIBUTION)	Bechtel		10 A	Y
MECH-1	NA	Reference	Mechanical	P&ID	25542-001-M6-PA-00003	P&ID COMPRESSED AIR SYSTEM (INSTRUMENT AIR DISTRIBUTION)	Bechtel		10 A	Y
MECH-1	NA	Reference	Mechanical	P&ID	25542-001-M6-PG-00001	P&ID SERVICE GAS SYSTEM	Bechtel		10 A	Y
MECH-1	NA	Approval	Mechanical	P&ID	25542-001-M6-PF-00001	P&ID FIRE PROTECTION SYSTEM	Bechtel		Sep-	Y
MECH-1	NA	Approval	Mechanical	P&ID	25542-001-M6-PF-00002	P&ID FIRE PROTECTION SYSTEM	Bechtel		Sep-	Y
MECH-1	NA	Approval	Mechanical	P&ID	25542-009-M6-PF-00001	P&ID FIRE PROTECTION SYSTEM	Bechtel		Sep-	Y
MECH-1	NA	Approval	Mechanical	P&ID	25542-009-M6-PF-00002	P&ID FIRE PROTECTION SYSTEM	Bechtel		Sep-	Y
MECH-1	NA	Approval	Mechanical	P&ID	25542-001-M6-PW-00001	P&ID POTABLE WATER SYSTEM	Bechtel		Sep-	Y
MECH-1	NA	Approval	Mechanical	P&ID	25542-001-M6-PW-00002	P&ID POTABLE WATER SYSTEM	Bechtel		Sep-	Y
MECH-1	NA	Approval	Mechanical	P&ID	25542-009-M6-PW-00001	P&ID POTABLE WATER SYSTEM	Bechtel		Sep-	Y
MECH-1	NA	Approval	Mechanical	P&ID	25542-009-M6-PW-00002	P&ID POTABLE WATER SYSTEM	Bechtel		Sep-	Y
MECH-1	NA	Reference	Mechanical	P&ID	25542-001-M6-SA-00001	P&ID AUXILIARY STEAM SYSTEM (NIGHT PRESERVATION BOILER)	Bechtel		10 A	Y
MECH-1	NA	Reference	Mechanical	P&ID	25542-001-M6-SA-00002	P&ID AUXILIARY STEAM SYSTEM (AUXILIARY BOILER)	Bechtel		10 A	Y
MECH-1	NA	Reference	Mechanical	P&ID	25542-001-M6-SA-00003	P&ID AUXILIARY STEAM SYSTEM	Bechtel		10 A	Y
MECH-1	NA	Reference	Mechanical	P&ID	25542-001-M6-SD-00001	P&ID BOILER FEED PUMP TURBINE	Bechtel		10 A	Y
MECH-1	NA	Reference	Mechanical	P&ID	25542-001-M6-SD-00002	P&ID BOILER FEED PUMP TURBINE	Bechtel		Apr-11	Y
MECH-1	NA	Reference	Mechanical	P&ID	25542-001-M6-SL-00001	P&ID STEAM SEAL SYSTEM	Bechtel		10 A	Y
MECH-1	NA	Reference	Mechanical	P&ID	25542-001-M6-TL-00001	P7ID WSAC CHEMICAL INJECTION SYSTEM	Bechtel			Y
MECH-2	NA	Reference	Mechanical	P&ID	25542-001-M6-TL-00002	P7ID WSAC CHEMICAL INJECTION SYSTEM	Bechtel			Y
MECH-1	NA	Reference	Mechanical	P&ID	25542-001-M6-WB-00001	P&ID CLOSED COOLING WATER SYSTEM	Bechtel		10 A	Y
MECH-1	NA	Reference	Mechanical	P&ID	25542-001-M6-WB-00002	P&ID CLOSED COOLING WATER SYSTEM	Bechtel		10 A	Y
MECH-1	NA	Reference	Mechanical	P&ID	25542-001-M6-WB-00003	P&ID CLOSED COOLING WATER SYSTEM	Bechtel		10 A	Y
MECH-1	NA	Reference	Mechanical	P&ID	25542-001-M6-WD-00001	P&ID DEMIMERALIZED WATER SYSTEM	Bechtel			Y
MECH-1	NA	Reference	Mechanical	P&ID	25542-001-M6-WR-00001	P&ID RAW WATER SYSTEM	Bechtel		10 A	Y

Certification	GEN-2 Tbl. 2 (G)	Reason -	Discipline	t Type	Document Number	Title	Vendor/	Remarks	cast	Approved
MECH-1	NA	Reference	Mechanical	P&ID	25542-009-M6-WR-00001	P&ID RAW WATER SYSTEM	Bechtel		10 A	Y
MECH-1	NA	Reference	Mechanical	P&ID	25542-001-M6-WS-00001	P&ID SERVICE WATER SYSTEM	Bechtel		10 A	Y
MECH-1	NA	Reference	Mechanical	P&ID	25542-001-M6-WY-00001	P&ID MIRROR WASH WATER SYSTEM	Bechtel		10 A	Y
MECH-1	NA	Reference	Mechanical	P&ID	25542-001-M6-XW-00001	P&ID WASTE WATER SYSTEM	Bechtel		Jun-11	Y
MECH-1	NA	Reference	Mechanical	P&ID	25542-001-M6-XW-00002	P&ID WASTE WATER SYSTEM	Bechtel		Jun-11	Y
MECH-1	NA	Reference	Mechanical	P&ID	25542-001-M6-XW-00003	P&ID WASTE WATER SYSTEM	Bechtel		Jun-11	Y
MECH-1	NA	Reference	Mechanical	P&ID	25542-000-M6J-YA-00001	P&ID SYMBOLS AND LEGENDS	Bechtel		Sep-	Y
MECH-1	NA	Reference	Mechanical	P&ID	25542-000-M6J-YA-00002	P&ID SYMBOLS AND LEGENDS	Bechtel		Sep-	Y
MECH-1	NA	Reference	Mechanical	P&ID	25542-000-M6J-YA-00003	P&ID SYMBOLS AND LEGENDS	Bechtel		Sep-	Y
MECH-1	NA	Reference	Mechanical	P&ID	25542-000-M6J-YA-00004	P&ID SYMBOLS AND LEGENDS	Bechtel		Sep-	Y
MECH-1	NA	Reference	Mechanical	P&ID	25542-000-M6J-YA-00005	P&ID SYMBOLS AND LEGENDS	Bechtel		Sep-	Y
MECH-1	NA	Approval	Mechanical	P&ID	25542-002-M6-PF-00001	FIRE PROTECTION SYSTEM	Bechtel			Y
MECH-1	NA	Approval	Mechanical	P&ID	25542-002-M6-PF-00002	FIRE PROTECTION SYSTEM	Bechtel			Y
MECH-1	NA	Approval	Mechanical	P&ID	25542-002-M6-PW-00001	POTABLE WATER SYSTEM	Bechtel			Y
MECH-1	NA	Approval	Mechanical	P&ID	25542-002-M6-PW-00002	POTABLE WATER SYSTEM	Bechtel			Y
MECH-1	NA	Approval	Mechanical	P&ID	25542-002-M6-WR-00001	RAW WATER SYSTEM	Bechtel			Y
MECH-1	NA	Approval	Mechanical	P&ID	25542-002-M6-WS-00001	SERVICE WATER SYSTEM	Bechtel			Y
MECH-1		Approval	Mechanical	P&ID	25542-003-M6-AB-00001	MAIN STEAM SYSTEM (HP STEAM)	Bechtel			Y
MECH-1		Approval	Mechanical	P&ID	25542-003-M6-AB-00002	MAIN STEAM SYSTEM (CRH STEAM)	Bechtel			Y
MECH-1		Approval	Mechanical	P&ID	25542-003-M6-AB-00003	MAIN STEAM SYSTEM (HRH STEAM)	Bechtel			Y
MECH-1		Reference	Mechanical	P&ID	25542-003-M6-AD-00001	CONDENSATE SYSTEM (PUMPS)	Bechtel			Y
MECH-1		Reference	Mechanical	P&ID	25542-003-M6-AD-00002	CONDENSATE SYSTEM (SPRAYS)	Bechtel			Y
MECH-1		Reference	Mechanical	P&ID	25542-003-M6-AD-00003	CONDENSATE SYSTEM (FW HEATERS)	Bechtel			Y
MECH-1		Reference	Mechanical	P&ID	25542-003-M6-AD-00004	CONDENSATE SYSTEM (ACC STEAM DUCT)	Bechtel			Y
MECH-1		Reference	Mechanical	P&ID	25542-003-M6-AD-00005	CONDENSATE SYSTEM (INTERNAL DRAINS)	Bechtel			Y
MECH-1		Reference	Mechanical	P&ID	25542-003-M6-AD-00006	CONDENSATE SYSTEM (EXTERNAL DRAINS)	Bechtel			Y
MECH-1		Reference	Mechanical	P&ID	25542-003-M6-AE-00001	FEEDWATER SYSTEM (PUMP SUCTION)	Bechtel			Y
MECH-1		Reference	Mechanical	P&ID	25542-003-M6-AE-00002	FEEDWATER SYSTEM (PUMP DISCHARGE)	Bechtel			Y
MECH-1		Reference	Mechanical	P&ID	25542-003-M6-AE-00003	FEEDWATER SYSTEM (FW HEATRES)	Bechtel			Y
MECH-1		Reference	Mechanical	P&ID	25542-003-M6-AF-00001	EXTRACTION STEAM SYSTEM	Bechtel			Y
MECH-1		Reference	Mechanical	P&ID	25542-003-M6-AF-00002	EXTRACTION STEAM SYSTEM	Bechtel			Y
MECH-1		Reference	Mechanical	P&ID	25542-003-M6-AF-00003	EXTRACTION STEAM SYSTEM	Bechtel			Y
MECH-1		Reference	Mechanical	P&ID	25542-003-M6-AF-00004	EXTRACTION STEAM SYSTEM	Bechtel			Y
MECH-1		Reference	Mechanical	P&ID	25542-003-M6-AF-00005	EXTRACTION STEAM SYSTEM	Bechtel			Y
MECH-1		Reference	Mechanical	P&ID	25542-003-M6-AF-00006	EXTRACTION STEAM SYSTEM	Bechtel			Y
MECH-1		Reference	Mechanical	P&ID	25542-003-M6-AJ-00001	CONDENSATE AND FEEDWATER CHEMICAL INJECTION SYSTEM	Bechtel			Y
MECH-1		Reference	Mechanical	P&ID	25542-003-M6-AJ-00002	CONDENSATE AND FEEDWATER CHEMICAL INJECTION SYSTEM	Bechtel			Y
MECH-1		Reference	Mechanical	P&ID	25542-003-M6-BM-00001	BLOWDOWN SYSTEM	Bechtel			Y
MECH-1		Reference	Mechanical	P&ID	25542-003-M6-FG-00001	FUEL GAS SYSTEM	Bechtel			Y
MECH-1		Reference	Mechanical	P&ID	25542-003-M6-FL-00001	LUBE OIL SYSTEM	Bechtel			Y
MECH-1		Reference	Mechanical	P&ID	25542-003-M6-PA-00001	COMPRESSED AIR SYSTEM	Bechtel			Y
MECH-1		Reference	Mechanical	P&ID	25542-003-M6-PA-00002	COMPRESSED AIR SYSTEM	Bechtel			Y
MECH-1		Reference	Mechanical	P&ID	25542-003-M6-PA-00003	COMPRESSED AIR SYSTEM	Bechtel			Y
MECH-1		Approval	Mechanical	P&ID	25542-003-M6-PF-00001	FIRE PROTECTION SYSTEM	Bechtel			Y
MECH-1		Approval	Mechanical	P&ID	25542-003-M6-PF-00002	FIRE PROTECTION SYSTEM	Bechtel			Y
MECH-1		Reference	Mechanical	P&ID	25542-003-M6-PG-00001	SERVICE GAS SYSTEM	Bechtel			Y
MECH-1		Approval	Mechanical	P&ID	25542-003-M6-PW-00001	POTABLE WATER SYSTEM	Bechtel			Y
MECH-1		Approval	Mechanical	P&ID	25542-003-M6-PW-00002	POTABLE WATER SYSTEM	Bechtel			Y
MECH-1		Reference	Mechanical	P&ID	25542-003-M6-SA-00001	AUXILIARY STEAM SYSTEM	Bechtel			Y
MECH-1		Reference	Mechanical	P&ID	25542-003-M6-SA-00002	AUXILIARY STEAM SYSTEM	Bechtel			Y
MECH-1		Reference	Mechanical	P&ID	25542-003-M6-SA-00003	AUXILIARY STEAM SYSTEM	Bechtel			Y
MECH-1		Reference	Mechanical	P&ID	25542-003-M6-SD-00001	BOILER FEED PUMP TURBINE	Bechtel			Y
MECH-1		Reference	Mechanical	P&ID	25542-003-M6-SL-00001	STEAM SEAL SYSTEM	Bechtel			Y
MECH-1		Reference	Mechanical	P&ID	25542-003-M6-SL-00002	STEAM SEAL SYSTEM	Bechtel			Y
MECH-1		Reference	Mechanical	P&ID	25542-003-M6-TL-00001	WSAC CHEMICAL INJECTION SYSTEM	Bechtel			Y
MECH-1		Reference	Mechanical	P&ID	25542-003-M6-TL-00002	WSAC CHEMICAL INJECTION SYSTEM	Bechtel			Y
MECH-1		Reference	Mechanical	P&ID	25542-003-M6-WB-00001	CLOSED COOLING WATER SYSTEM	Bechtel			Y
MECH-1		Reference	Mechanical	P&ID	25542-003-M6-WB-00002	CLOSED COOLING WATER SYSTEM	Bechtel			Y
MECH-1		Reference	Mechanical	P&ID	25542-003-M6-WB-00003	CLOSED COOLING WATER SYSTEM	Bechtel			Y
MECH-1		Reference	Mechanical	P&ID	25542-003-M6-WD-00001	DEMINERALIZED WATER SYSTEM	Bechtel			Y
MECH-1		Approval	Mechanical	P&ID	25542-003-M6-WR-00001	RAW WATER SYSTEM	Bechtel			Y
MECH-1		Approval	Mechanical	P&ID	25542-003-M6-WS-00001	SERVICE WATER SYSTEM	Bechtel			Y
MECH-1		Reference	Mechanical	P&ID	25542-003-M6-WY-00001	MIRROR WASGH SYSTEM	Bechtel			Y
MECH-1		Reference	Mechanical	P&ID	25542-003-M6-XW-00001	WASTE WASTER SYSTEM	Bechtel			Y
MECH-1		Reference	Mechanical	P&ID	25542-003-M6-XW-00002	WASTE WASTER SYSTEM	Bechtel			Y
MECH-1		Reference	Mechanical	P&ID	25542-003-M6-XW-00003	WASTE WASTER SYSTEM	Bechtel			Y
MECH-1	G	Approval	Plant Design	Specification	25542-000-3PS-PH06-G0002	TECHNICAL SPEC FOR INTALLATION OF PIPE SUPPORTS	Bechtel			Y
MECH-1	G	Approval	Plant Design	Drawing	25542-000-PH-00-0001-1	PIPE SUPPORT DRAWING, SHEET 1 - STATEMENT OF SPECIAL INSPECTIONS	Bechtel			Y
MECH-1	G	Approval	Plant Design	Drawing	25542-000-PH-00-0001-2	PIPE SUPPORT DRAWING, SHEET 2 - STATEMENT OF SPECIAL INSPECTIONS	Bechtel			Y
MECH-1	G	Approval	Plant Design	Drawing	25542-000-PH-00-0001-3	PIPE SUPPORT DRAWING, SHEET 3 - STATEMENT OF SPECIAL INSPECTIONS	Bechtel			Y
MECH-1	NA	Reference	Mechanical	Drawing	25542-000-V1A-MBST-000##	SRSG GENERAL ARRANGEMENT DRAWINGS	Vendor	No PE stamp - ASME	Jun-11	
MECH-1	G	Approval	Mechanical	Drawing	25542-000-V1A-MBST-000##	SRSG FEED PIPING ARRANGEMENT	Vendor	No PE stamp - ASME	Jun-11	
MECH-1	G	Reference	Mechanical	Drawing	25542-000-V1A-MBST-000##	SRSG FEED PIPING DETAILS	Vendor	No PE stamp - ASME	Jun-11	
MECH-1	G	Reference	Mechanical	Drawing	25542-000-V1A-MBST-000##	SRSG LEFT AND RIGHT SW PANELS	Vendor	No PE stamp - ASME	Jun-11	
MECH-1	G	Reference	Mechanical	Drawing	25542-000-V1A-MBST-000##	SRSG CORNER PANELS	Vendor	No PE stamp - ASME	Jun-11	
MECH-1	G	Reference	Mechanical	Drawing	25542-000-V1A-MBST-000##	SRSG FRONT AND REAR WALL PANELS	Vendor	No PE stamp - ASME	Jun-11	
MECH-1	G	Reference	Mechanical	Drawing	25542-000-V1A-MBST-000##	SRSG PANEL INLET AND OUTLET HEADERS	Vendor	No PE stamp - ASME	Jun-11	
MECH-1	G	Approval	Mechanical	Drawing	25542-000-V1A-MBST-000##	SRSG STEAM DRUM DETAILS	Vendor	No PE stamp - ASME	Jun-11	
MECH-1	G	Approval	Mechanical	Drawing	25542-000-V1A-MBST-000##	SRSG STEAM DRUM INTERNAL ARRANGEMENT AND DETAILS	Vendor	No PE stamp - ASME	Jun-11	
MECH-1	G	Reference	Mechanical	Drawing	25542-000-V1A-MBST-000##	TUBING, HEADERS & PIPING REQS	Vendor	No PE stamp - ASME	Jun-11	
MECH-1	G	Reference	Mechanical	Drawing	25542-000-V1A-MBST-000##	SH PANEL INLET AND OUTLET HEADERS	Vendor	No PE stamp - ASME	Jun-11	
MECH-1	G	Reference	Mechanical	Drawing	25542-000-V1A-MBST-000##	HTSH OUTLET HEADER	Vendor	No PE stamp - ASME	Jun-11	
MECH-1	G	Approval	Mechanical	Drawing	25542-000-V1A-MBST-000##	LOWER LEVEL SH PIIPNG & FDR TUBE DTLS	Vendor	No PE stamp - ASME	Jun-11	
MECH-1	G	Approval	Mechanical	Drawing	25542-000-V1A-MBST-000##	UPPER LEVEL SH PIIPNG & REL TUBE DTLS	Vendor	No PE stamp - ASME	Jun-11	
MECH-1	G	Approval	Mechanical	Drawing	25542-000-V1A-MBST-000##	SH SPRAY PIPE AND LINER	Vendor	No PE stamp - ASME	Jun-11	
MECH-1	G	Approval	Mechanical	Drawing	25542-000-V1A-MBST-000##	LOWER LEVEL RH PIPING ARRANGEMENT	Vendor	No PE stamp - ASME	Jun-11	
MECH-1	G	Approval	Mechanical	Drawing	25542-000-V1A-MBST-000##	UPPER LEVEL RH PIPING ARRANGEMENT	Vendor	No PE stamp - ASME	Jun-11	
MECH-1	G	Reference	Mechanical	Drawing	25542-000-V1A-MBST-000##	RH PANEL INLET & OUTLER HEADERS	Vendor	No PE stamp - ASME	Jun-11	
MECH-1	G	Approval	Mechanical	Drawing	25542-000-V1A-MBST-000##	MISC PIPING - DRUM, SUPPORTS / BOM	Vendor	No PE stamp - ASME	Jun-11	
MECH-1	G	Approval	Mechanical	Drawing	25542-000-V1A-MBST-000##	SV STACKS, SUPPORTS & SILENCERS	Vendor	No PE stamp - ASME	Jun-11	
MECH-1	G	Approval	Mechanical	Drawing	25542-000-V1A-MBST-000##	SPRING HANGERS & SUPPORTS	Vendor	No PE stamp - ASME	Jun-11	
MECH-1	G	Approval	Mechanical	Drawing	25542-000-V1A-MBST-000##	BOILER NAMEPLATE	Vendor	No PE stamp - ASME	Jun-11	
MECH-1	G	Approval	Mechanical	Drawing	25542-000-V1A-MBST-000##	AS-BUILTS	Vendor	No PE stamp - ASME	Jun-11	
MECH-1	G	Reference	Mechanical	Drawing	25542-000-V1A-MBST-000##	MISC FW ATTACHMENTS	Vendor	No PE stamp - ASME	Jun-11	
MECH-1	G	Approval	Mechanical	Drawing	25542-000-V1A-MBST-000##	SRSG PIPING AND INSTRUMENTATION DIAGRAMS	Vendor	No PE stamp - ASME	Jun-11	
MECH-1	G	Approval	Mechanical	List	25542-000-V1A-MBST-000##	INSTRUMENT LIST	Vendor	No PE stamp - ASME	Jun-11	
MECH-1	G	Approval	Mechanical	List	25542-000-V1A-MBST-000##	ELECTRICAL LOAD LIST	Vendor	No PE stamp - ASME	Jun-11	
MECH-1	G	Approval	Mechanical	List	25542-000-V1A-MBST-000##	ELECTRICAL HEAT TRACE POWER LIST	Vendor	No PE stamp - ASME	Jun-11	
MECH-1	NA	Approval	Mechanical	Drawing	25542-000-V1A-MBST-000##	INSTRUMENT LOCATION DRAWINGS	Vendor	No PE stamp - ASME	Jun-11	
MECH-1	NA	Approval	Mechanical	Drawing	25542-000-V1A-MBST-000##	ELECTRICAL EQUIPMENT LAYOUT	Vendor	No PE stamp - ASME	Jun-11	

Certification	GEN-2 Tbl. 2 (G)	Reason -	Discipline	t Type	Document Number	Title	Vendor/	Remarks	cast	Approved
MECH-1	NA	Approval	Mechanical	Drawing	25542-000-V1A-MBST-000##	INSTRUMENT INSTALLATION DETAILS	Vendor	No PE stamp - ASME	Jun-11	
MECH-1	NA	Reference	Mechanical	Document	25542-000-V1A-MBST-000##	ISO CERTIFICATE OR QUALITY ASSURANCE MANUAL	Vendor	No PE stamp - ASME	Jun-11	
MECH-1	NA	Reference	Mechanical	Document	25542-000-V1A-MBST-000##	OVERALL PROJECT SCHEDULE	Vendor	No PE stamp - ASME	Jun-11	
MECH-1	NA	Reference	Mechanical	Document	25542-000-V1A-MBST-000##	SUPPLIER QUALITY MANAGEMENT PROGRAM	Vendor	No PE stamp - ASME	Jun-11	
~~MECH-1~~		~~Approval~~	~~Mechanical~~	~~Drawing~~	~~25542-000-V1A-MBST-000##~~	~~Column baseplate locations on the SRSG support platform (elevation 359 ft. above grade)~~	~~Vendor~~	~~No PE stamp - ASME~~	~~#####~~	
~~MECH-1~~		~~Approval~~	~~Mechanical~~	~~Drawing~~	~~25542-000-V1A-MBST-000##~~	~~NTE column loads and loading~~	~~Vendor~~	~~No PE stamp - ASME~~	~~#####~~	
~~MECH-1~~		~~Approval~~	~~Mechanical~~	~~Drawing~~	~~25542-000-V1A-MBST-000##~~	~~Proposed framed steam arrangement and model (STAAD Model)~~	~~Vendor~~	~~No PE stamp - ASME~~	~~#####~~	
~~MECH-1~~		~~Approval~~	~~Mechanical~~	~~Drawing~~	~~25542-000-V1A-MBST-000##~~	~~Structural Steel Standard Detail Drawings~~	~~Vendor~~	~~No PE stamp - ASME~~	~~#####~~	
~~MECH-1~~		~~Approval~~	~~Mechanical~~	~~Document~~	~~25542-000-V1A-MBST-000##~~	~~Stairway interface locations and loads~~	~~Vendor~~	~~No PE stamp - ASME~~	~~#####~~	
~~MECH-1~~		~~Approval~~	~~Mechanical~~	~~Document~~	~~25542-000-V1A-MBST-000##~~	~~Final Anchor bolt sizes & locations for boiler support sturcture to boiler tower interface~~	~~Vendor~~	~~No PE stamp - ASME~~	~~#####~~	
~~MECH-1~~		~~Approval~~	~~Mechanical~~	~~Document~~	~~25542-000-V1A-MBST-000##~~	~~Steel Framing Design~~	~~Vendor~~	~~No PE stamp - ASME~~	~~#####~~	
~~MECH-1~~		~~Approval~~	~~Mechanical~~	~~Document~~	~~25542-000-V1A-MBST-000##~~	~~Structural and miscellaneous steel drawings.~~	~~Vendor~~	~~No PE stamp - ASME~~	~~#####~~	
MECH-1	NA	Approval	Mechanical	Drawing	25542-000-V1A-MBST-000##	SRSG PIPING ARRANGEMENT DRAWINGS	Vendor	No PE stamp - ASME	Jun-11	
MECH-1	NA	Reference	Mechanical	Drawing	25542-000-V1A-MBST-000##	KEY PLAN, INCLUDES ARRANGEMENT OF PUMPS, HOIST AND OTHER MAJOR	Vendor	No PE stamp - ASME	Jun-11	
MECH-1	NA	Reference	Mechanical	Drawing	25542-000-V1A-MBST-000##	HOISTS ARRANGEMENT DRAWINGS	Vendor	No PE stamp - ASME	Jun-11	
MECH-1	G	Approval	Mechanical	Drawing	25542-000-V1A-MBST-000##	BOILER HANGER ASSEMBLY LUGS ARRANGEMENT DRAWING	Vendor	No PE stamp - ASME	Jun-11	
MECH-1	NA	Reference	Mechanical	List	25542-000-V1A-MBST-000##	LINE LIST	Vendor	No PE stamp - ASME	Jun-11	
MECH-1	NA	Reference	Mechanical	List	25542-000-V1A-MBST-000##	WELD LIST	Vendor	No PE stamp - ASME	Jun-11	
MECH-1	NA	Approval	Mechanical	Drawing	25542-000-V1A-MBST-000##	CONCEPTUAL BLOCK DIAGRAM	Vendor	No PE stamp - ASME	Jun-11	
MECH-1	G	Approval	Mechanical	Drawing	25542-000-V1A-MBST-000##	ELECTRICAL WIRING DIAGRAMS	Vendor	No PE stamp - ASME	Jun-11	
MECH-1	G	Approval	Mechanical	Document	25542-000-V1A-MBST-000##	ELECTRONIC SUBMITTAL DATA - CABLES	Vendor	No PE stamp - ASME	Jun-11	
MECH-1	NA	Reference	Mechanical	Document	25542-000-V1A-MBST-000##	BOILER PERFORMANCE TEST PROCEDURE	Vendor	No PE stamp - ASME	Jun-11	
MECH-1	NA	Reference	Mechanical	Document	25542-000-V1A-MBST-000##	NARRATIVE DESCRIBING DEGREE OF SHOP ASSEMBLY AND ERECTION	Vendor	No PE stamp - ASME	Jun-11	
MECH-1	NA	Reference	Mechanical	Drawing	25542-000-V1A-MBST-000##	DRAWINGS FOR LIFTING AND TILTING BEAMS	Vendor	No PE stamp - ASME	Jun-11	
MECH-2	G	Approval	Mechanical	Document	25542-000-V1A-MBFD-000##	AUXILIARY BOILER ASME CODE COMPLIANCE DOCUMENTS	Vendor	No PE stamp - ASME	Jul-11	
STRUC-1	NA	Reference	Mechanical	Drawing	25542-000-V1A-MBFD-000##	AUXILIARY BOILER GENERAL ARRANGMENT / LAYOUT	Vendor	No PE stamp - ASME	Jun-11	
STRUC-1	G	Approval	Mechanical	Drawing	25542-000-V1A-MBFD-000##	AUXILIARY BOILER FOUNDATION INTERFACE DRAWING (INCLUDING	Vendor	No PE stamp - ASME	Jun-11	
MECH-2	NA	Approval	Mechanical	Document	25542-000-V2A-MBFD-000##	NIGHT PRESERVATION BOILER ASME CODE COMPLIANCE DOCUMENTS	Vendor	No PE stamp - ASME	Jun-11	
STRUC-1	NA	Reference	Mechanical	Drawing	25542-000-V2A-MBFD-000##	NIGHT PRESERVATION BOILER GENERAL ARRANGMENT / LAYOUT	Vendor	No PE stamp - ASME	Jul-11	
STRUC-1	NA	Approval	Mechanical	Drawing	25542-000-V2A-MBFD-000##	NIGHT PRESERVATION BOILER FOUNDATION INTERFACE DRAWING	Vendor	No PE stamp - ASME	Jul-11	
MECH-2	NA	Approval	Mechanical	Document	25542-000-V1A-MBHS-000##	ELECTRICAL SUPERHEATER ASME CODE COMPLIANCE DOCUMENTS	Vendor	No PE stamp	Jun-11	
STRUC-1	NA	Reference	Mechanical	Drawing	25542-000-V1A-MBHS-000##	ELECTRICAL SUPERHEATER SUPERHEATER GENERAL ARRANGEMENT	Vendor		Jul-11	
STRUC-1	NA	Reference	Mechanical	Drawing	25542-000-V1A-MBHS-000##	ELECTRICAL SUPERHEATER FOUNDATION INTERFACE DRAWING	Vendor		Jul-11	
MECH-2	NA	Approval	Mechanical	Document	25542-000-V1A-MCRA-000##	AIR COMPRESSOR, AIR RECEIVERS AND AIR DRYERS ASME CODE COMPLIANCE	Vendor	No PE stamp -	Jun-11	
STRUC-1	NA	Reference	Mechanical	Drawing	25542-000-V1A-MCRA-000##	AIR COMPRESSOR GENERAL ARRANGMENT (INCLUDES FOUNDATION	Vendor		Jun-11	
STRUC-1	NA	Reference	Mechanical	Drawing	25542-000-V1A-MCRA-000##	AIR DRYER GENERAL ARRANGMENT (INCLUDES FOUNDATION INTERFACE	Vendor		Jun-11	
STRUC-1	NA	Reference	Mechanical	Drawing	25542-000-V1A-MCRA-000##	AIR RECEIVER GENERAL ARRANGEMENT (INCLUDES FOUNDATION INTERFACE	Vendor		Jun-11	
STRUC-1	NA	Reference	Mechanical	Drawing	25542-000-V1A-MEAA-000##	ACC GENERAL ARRANGEMENT	Vendor		Jun-11	
STRUC-1	G	Approval	Mechanical	Drawing	25542-000-V1A-MEAA-000##	ACC FOUNDATION INTERFACE DRAWING	Vendor		Jun-11	
STRUC-1	G	Approval	Mechanical	Document	25542-000-V1A-MEAA-000##	ACC ATTACHMENT DETAILS, LOADS (SNOW, WIND, SEISMIC, ETC.), AND	Vendor		Jun-11	
MECH-2	G	Approval	Mechanical	Document	25542-000-V1A-MEAA-000##	ACC ASME CODE COMPLIANCE DOCUMENTS	Vendor	No PE stamp -	11*	
STRUC-1	G	Approval	Mechanical	Document	25542-000-V1A-MEAA-000##	ACC STRUCTURAL DESIGN CALCULATIONS	Vendor		Jun-11	
STRUC-1	G	Approval	Mechanical	Document	25542-000-V1A-MEAA-000##	ACC STATEMENT OF SPECIAL INSPECTIONS	Bechtel		Jun-11	
STRUC-1	NA	Approval	Mechanical	Resume	25542-000-V1A-MEAA-000##	PE RESUME	Vendor		Jun-11	
STRUC-1	NA	Reference	Mechanical	Drawing	25542-000-V1A-MEAW-000##	WSAC GENERAL ARRANGEMENT	Vendor		#####	
STRUC-1	G	Approval	Mechanical	Drawing	25542-000-V1A-MEAW-000##	WSAC FOUNDATION INTERFACE DRAWING	Vendor		#####	
STRUC-1	NA	Approval	Mechanical	Resume	25542-000-V1A-MEAW-000##	WSAC PE RESUME	Vendor		#####	
STRUC-1		Approval	Mechanical	Calculation	25542-000-V1A-MEAW-00113	STRUC CALC FOR WSAC MODEL	Vendor			Y
STRUC-1		Approval	Mechanical	Drawing	25542-000-V1A-MEAW-00011	PIPING EQUIPMENTOUTLINE AND ANCHOR BOLT PLAN MODEL	Vendor			Y
STRUC-1		Approval	Mechanical	Drawing	25542-000-V1A-MEAW-00012	WSAC MODEL4416XL PROPYLENE GLYCOL COOLER GENERAL ARRANGEMENT	Vendor			Y
STRUC-1		Approval	Mechanical	Drawing	25542-000-V1A-MEAW-00013	WSAC MODEL4416XL PROPYLENE GLYCOL COOLER GENERAL ARRANGEMENT	Vendor			Y
STRUC-1		Approval	Mechanical	Drawing	25542-000-V1A-MEAW-00014	WSAC MODEL4416XL PROPYLENE GLYCOL COOLER GENERAL ARRANGEMENT	Vendor			Y
STRUC-1		Approval	Mechanical	Drawing	25542-000-V1A-MEAW-00015	WSAC MODEL4416XL PROPYLENE GLYCOL COOLER GENERAL ARRANGEMENT	Vendor			Y
STRUC-1		Approval	Mechanical	Drawing	25542-000-V1A-MEAW-00037	STRUC CALCS AND RECOMMENDATIONS	Vendor			Y
STRUC-1		Approval	Mechanical	Calculation	25542-000-V1A-MEAW-00065	WSAC MODEL4416XL PROPYLENE GLYCOL COOLER GENERAL ARRANGEMENT	Vendor			Y
STRUC-1		Approval	Mechanical	Drawing	25542-000-V1A-MEAW-00117	WSAC, MODEL 4416XL PROPYLENE GLYCOL COOLER SEISMIC LOADING DATA -	Vendor			Y
MECH-2	G	Approval	Mechanical	Document	25542-000-V1A-MESW-000##	FEED WATER HEATERS ASME CODE COMPLIANCE DOCUMENTS	Vendor	No PE stamp - ASME	Jun-11	
STRUC-1	NA	Reference	Mechanical	Drawing	25542-000-V1A-MESW-000##	FEED WATER HEATERS GENERAL ARRANGEMENT DRAWING	Vendor		Jun-11	
STRUC-1	G	Approval	Mechanical	Drawing	25542-000-V1A-MESW-000##	FEED WATER HEATERS FOUNDATION INTERFACE DRAWING	Vendor		Jun-11	
STRUC-1	NA	Approval	Mechanical	Resume	25542-000-V1A-MESW-000##	PE RESUME	Vendor		Jun-11	
STRUC-1	G	Approval	Mechanical	Drawing	25542-000-V1A-MGED-000##	DIESEL GENERATOR SYSTEM GENERAL ARRANGEMENT (INCL FOUNDATION	Vendor		Jun-11	
STRUC-1	G	Approval	Mechanical	Drawing	25542-000-V1A-MGED-000##	DIESEL GENERATOR STRUCTURAL CALCULATION	Vendor		Jun-11	
STRUC-4	NA	Approval	Mechanical	Drawing	25542-000-V1A-MGED-000##	DIESEL TANK GENERAL ARRANGEMENT AND CALCULATION	Vendor		Jun-11	
STRUC-1	G	Approval	Civil	Drawing	25542-000-V1A-MGED-000##	EMERGENCY DIESEL GENERATOR FOUNDATION	Vendor		Jun-11	
STRUC-1	NA	Approval	Civil	Resume	25542-000-V1A-MGED-000##	PE RESUME	Vendor		Jun-11	
AQSC-9	NA	Approval	Mechanical	Document	25542-000-V1A-MGED-000##	DIESEL ENGINE SPECIFICATION (CUT SHEET) FOR CPM	Vendor	No PE stamp	11*	
ELEC-1	G	Approval	Mechanical	Document	25542-000-V1A-MGED-000##	DIESEL GENERATOR ONE LINE DIAGRAM	Vendor		Jun-11	
AQ-35	NA	Approval	Mechanical	Document	25542-000-V1A-MGED-000##	DIESEL ENGINE HOUR TIMER SPECIFICATION FOR CPM	Vendor	No PE stamp	Jun-11	
STRUC-1	G	Reference	Civil	Drawing	25542-000-V1A-MPGF-000##	FIRE WATER PUMP GENERAL ARRANGEMENT (INCL FOUNDATION LOAD DATA)	Vendor		#####	
STRUC-4	G	Approval	Mechanical	Drawing	25542-000-V1A-MPGF-000##	FIRE WATER PUMP DIESEL TANK GENERAL ARRANGEMENT AND CALCULATION	Vendor		#####	
STRUC-1	NA	Approval	Civil	Resume	25542-000-V1A-MPGF-000##	PE RESUME	Vendor		#####	
AQSC-9	NA	Approval	Mechanical	Document	25542-000-V1A-MPGF-000##	FIRE WATER PUMP DIESEL ENGINE SPECIFICATION (CUT SHEET) FOR CPM	Vendor	No PE stamp	Jun-11	
AQ-27	NA	Approval	Mechanical	Document	25542-000-V1A-MPGF-000##	FIRE WATER PUMP HOUR TIMER SPECIFICATION FOR CPM	Vendor	No PE stamp	10-Jan-	
STRUC-4	NA	Reference	Mechanical	Drawing	25542-000-V1A-MPPM-000##	CHEMICAL FEED SKIDS GENERAL ARRANGEMENT DRAWINGS	Vendor		Jul-11	
MECH-2	NA	Approval	Mechanical	Document	25542-000-V1A-MSXF-000##	FUEL GAS HEATER ASME CODE COMPLIANCE DOCUMENTS	Vendor	No PE stamp -	Jun-11	
MECH-2	NA	Approval	Mechanical	Document	25542-000-V1A-MSXF-000##	FUEL GAS KNOCKOUT DRUM ASME CODE COMPLIANCE DOCUMENTS	Vendor	No PE stamp -	Jun-11	
STRUC-1	NA	Approval	Civil	Drawing	25542-000-V1A-EYM0-00001	JENSEN PRECAST 10X10X10 ELECTRICAL MANHOLE, YM105	Vendor			Y
STRUC-1	NA	Approval	Civil	Drawing	25542-000-V1A-EYM0-00002	JENSEN PRECAST 8X8X10 ELECTRICAL MANHOLE, YM107	Vendor			Y
STRUC-1	NA	Reference	Civil	Drawing	25542-000-V1A-MSXF-000##	KNOCK OUT DRUM GENERAL ARRANGEMENT (INCL FOUNDATION INTERFACE	Vendor		Jul-11	
STRUC-1	NA	Reference	Civil	Drawing	25542-000-V1A-MSXF-000##	FUEL GAS ELECTRIC HEATER GENERAL ARRANGEMENT (INCL FOUNDATION	Vendor		Jul-11	
STRUC-1	G	Approval	Civil	Drawing	25542-000-V1A-MT00-000##	FIELD ERECTED TANK GENERAL DRAWING (INCL FOUNDATION INTERFACE	Vendor		Jun-11	
STRUC-1	G	Approval	Civil	Document	25542-000-V1A-MT00-000##	CODE DESIGN CALCULATIONS - RAW/FIRE WATER STORAGE TANK	Vendor		Jun-11	
STRUC-1	G	Approval	Civil	Drawing	25542-000-V1A-MT00-000##	FIELD ERECTED TANK GENERAL DRAWING (INCL FOUNDATION INTERFACE	Vendor		Jun-11	
STRUC-1	G	Approval	Civil	Document	25542-000-V1A-MT00-000##	CODE DESIGN CALCULATIONS - DEMINERALIZED WATER STORAGE TANK	Vendor		Jun-11	
STRUC-1	G	Approval	Civil	Drawing	25542-000-V1A-MT00-000##	FIELD ERECTED TANK GENERAL DRAWING (INCL FOUNDATION INTERFACE	Vendor		Jun-11	
STRUC-1	G	Approval	Civil	Document	25542-000-V1A-MT00-000##	CODE DESIGN CALCULATIONS - MIRROR WASH WATER STORAGE TANK	Vendor		Jun-11	
STRUC-1	NA	Approval	Civil	Resume	25542-000-V1A-MT00-000##	PE RESUME	Vendor		Jun-11	
STRUC-1	NA	Approval	Civil	Drawing	25542-000-V1A-MTSC-000##	SRSG BLOWDOWN TANK GENERAL ARRANGEMENT (INCL FOUNDATION	Vendor		Jun-11	
STRUC-1	NA	Approval	Civil	Drawing	25542-000-V1A-MTSC-000##	SRSG FLASH TANK GENERAL ARRANGEMENT (INCL FOUNDATION INTERFACE	Vendor		Jun-11	
STRUC-1	NA	Approval	Civil	Drawing	25542-000-V1A-MTSC-000##	CLOSED COOLING WATER CHEMICAL FEED TANK GENERAL ARRANGEMENT	Vendor		Jun-11	
STRUC-1	NA	Approval	Civil	Drawing	25542-000-V1A-MTSC-000##	CLOSED COOLING WATER HEAD TANK LOAD DATA	Vendor		Jun-11	
MECH-2	NA	Approval	Mechanical	Document	25542-000-V1A-MTSC-000##	ASME CODE COMPLIANCE DOCUMENTS (PRESSURE VESSEL)	Vendor	No PE stamp -	#####	
STRUC-1	NA	Approval	Civil	Resume	25542-000-V1A-MTSC-000##	PE RESUME	Vendor		Jun-11	
MECH-2	G	Approval	Mechanical	Document	25542-000-V1A-MUSG-000##	STEAM TURBINE GENERATOR ASME CODE COMPLIANCE DOCUMENTS	Vendor	No PE stamp -	Jun-11	
STRUC-1	G	Approval	Civil	Drawing	25542-000-V1A-MUSG-000##	STEAM TURBINE GENERATOR ENCLOSURE	Vendor		#####	
STRUC-1	G	Approval	Civil	Drawing	25542-000-V1A-MUSG-000##	STEAM TURBINE GENERATOR ENCLOSURE STATEMENT OF SPECIAL	Vendor		#####	
STRUC-1	G	Approval	Civil	Drawing	25542-000-V1A-MUSG-000##	STEAM TURBINE GENERATOR FOUNDATION LOADS AND DESIGN REQUIREMENT	Vendor		#####	
STRUC-1	G	Approval	Civil	Drawing	25542-000-V1A-MUSG-000##	STEAM TURBINE GENERATOR FOUNDATION LAYOUT	Vendor		#####	
STRUC-1	G	Approval	Civil	Drawing	25542-000-V1A-MUSG-000##	STEAM TURBINE GENERATOR CIVIL INFORMATION AND GENERAL	Vendor		#####	
STRUC-1	NA	Approval	Civil	Resume	25542-000-V1A-MUSG-000##	PE RESUME	Vendor		#####	

Certification	GEN-2 Tbl. 2 (G)	Reason -	Discipline	t Type	Document Number	Title	Vendor/	Remarks	cast	Approved
MECH-2	G	Approval	Mechanical	Document	25542-000-V1A-MVR0-000##	DEAERATOR ASME CODE COMPLIANCE DOCUMENTS	Vendor	No PE stamp -	#####	
STRUC-1	NA	Reference	Civil	Drawing	25542-000-V1A-MVR0-000##	DEAERATOR GENERAL ARRANGEMENT DRAWING	Vendor	No PE stamp -	#####	
STRUC-1	G	Approval	Civil	Drawing	25542-000-V1A-MVR0-000##	DEAERATOR FOUNDATION INTERFACE DRAWING	Vendor		#####	
STRUC-1	NA	Approval	Civil	Resume	25542-000-V1A-MVR0-000##	PE RESUME	Vendor		#####	
STRUC-1	G	Approval	Civil	Drawing	25542-000-V1A-MVR0-000##	DEAERATOR STRUCTURAL STEEL STATEMENT OF SPECIAL INSPECTIONS (CBC	Vendor		#####	
MECH-2	G	Approval	Mechanical	Document	25542-000-V1A-MWDC-000##	CONDENSATE POLISHER VESSELS ASME CODE COMPLIANCE DOCUMENTS	Vendor	No PE stamp -	#####	
STRUC-1	G	Reference	Civil	Drawing	25542-000-V1A-MWDC-000##	CONDENSER POLISHER FOUNDATION INTERFACE DRAWING	Vendor		#####	
MECH-2	G	Approval	Mechanical	Document	25542-000-V1A-MWKW-000##	HYDRO-PNEUMATIC TANK ASME CODE COMPLIANCE DOCUMENTS	Vendor	No PE stamp -	#####	
MECH-1	NA	Approval	Mechanical	Document	25542-000-V1A-PH06-00002	QUALITY ASSURANCE PROGRAM MANUAL	Vendor			Y
MECH-1	NA	Approval	Mechanical	Document	25542-000-V1A-PH06-00004	APPLICATION FOR APPROVED FABRICATOR STATUS	Vendor			Y
MECH-1	NA	Approval	Mechanical	Document	25542-000-V1A-PH06-00005	U STAMP - CERTIFICATE OF AUTHORIZATION	Vendor			Y
MECH-1	NA	Approval	Mechanical	Document	25542-000-V1A-PH06-00006	AWS WELDING INSPECTOR CERTIFICATE	Vendor			Y
MECH-1	NA	Approval	Mechanical	Document	25542-000-V1A-PH06-00007	ISO 9001 :2008 CERTIFICATE	Vendor			Y
MECH-1	NA	Approval	Mechanical	Document	25542-000-V1A-PH06-00008	R STAMP - CERTIFICATE OF AUTHORIZATION	Vendor			Y
MECH-1	NA	Approval	Mechanical	Document	25542-000-V1A-PH06-00009	CONTINUITY REPORT PER ASME SECTION IX	Vendor			Y
MECH-1	NA	Reference	Mechanical	Drawing	25542-000-V1A-PY21-000##	FIRE PROTECTION SYSTEM LEGEND, DRAWING INDEX AND GENERAL NOTES	Vendor		#####	
MECH-1	G	Approval	Mechanical	Drawing	25542-000-V1A-PY21-000##	FIRE PROTECTION SYSTEM TYPICAL DEVICE LAYOUT, MOUNTING AND WIRING	Vendor		#####	
MECH-1	NA	Reference	Mechanical	Document	25542-000-V1A-PY21-000##	FIRE PROTECTION SYSTEM BILL OF MATERIAL	Vendor		#####	
MECH-1	G	Approval	Mechanical	Document	25542-000-V1A-PY21-000##	FIRE PROTECTION SYSTEM HYDRAULIC CALCULATIONS	Vendor		#####	
MECH-1	G	Approval	Mechanical	Drawing	25542-000-V1A-PY21-000##	FIRE CONTROL PANEL, CONTROLS & WIRING DETAILS	Vendor		#####	
MECH-1	G	Approval	Mechanical	Drawing	25542-000-V1A-PY21-000##	FIRE EXTINGUISHER LOCATION PLANS	Vendor		#####	
MECH-1	G	Approval	Mechanical	Drawing	25542-000-V1A-PY21-000##	FIRE PROTECTION SYSTEM TYPICAL ISOMETRIC DRAWINGS	Vendor		#####	
MECH-1	NA	Approval	Mechanical	Resume	25542-000-V1A-PY21-000##	PE RESUME	Vendor		#####	
STRUC-1	G	Reference	Civil	Drawing	25542-000-V1A-MPGB-000##	BOILER FEED PUMP GENERAL ARRANGEMENT DRAWING (INCL FOUNDATION	Vendor		#####	
STRUC-1	NA	Approval	Civil	Resume	25542-000-V1A-MPGB-000##	PE RESUME	Vendor		#####	
STRUC-4	NA	Approval	Civil	Drawing	25542-000-V1A-MPGB-000##	BOILER FEED PUMP LUBE OIL TANK GENERAL ARRANGEMENT AND	Vendor		#####	
STRUC-4	NA	Approval	Civil	Drawing	25542-000-V1A-MPGB-000##	BOILER FEED PUMP HYDRAULIC OIL TANK GENERAL ARRANGEMENT AND	Vendor		#####	
STRUC-1	NA	Reference	Civil	Drawing	25542-000-V2A-MPGB-000##	STARTUP BOILER FEED PUMP GENERAL ARRANGEMENT DRAWING (INCL	Vendor		#####	
STRUC-1	G	Approval	Civil	Document	25542-000-V1A-MLGP-000##	OIL WATER SEPERATOR STRUCTURAL CALCULATION	Vendor		Jun-11	
STRUC-1	NA	Approval	Civil	Resume	25542-000-V1A-MLGP-000##	PE RESUME	Vendor		Jun-11	
STRUC-1		Approval	Civil	Report	25542-000-V1A-MXHS-00082	Geotechnical Study	Vendor			Y
STRUC-1	NA	Approval	Civil	Report	25542-000-V1A-MXHS-00083	HELIOSTAT WIND TUNNEL TEST REPORT	Vendor			Y
STRUC-1	NA	Approval	Civil	Data Sheet	25542-000-V1A-MXHS-00084	HELIOSTAT MATERIAL AND FASTENER DATA SHEETS	Vendor			Y
STRUC-1	NA	Approval	Civil		25542-000-V1A-MXHS-00085	HELIOSTAT DESIGN SUMMARY	Vendor			Y
STRUC-1	NA	Approval	Civil		25542-000-V1A-MXHS-00086	HELIOSTAT DRAWIINGS PACKAGE	Vendor			Y
STRUC-1	NA	Approval	Civil		25542-000-V1A-MXHS-00087	HELIOSTAT EARTHQUAKE LAOD ANALYSIS	Vendor			Y
STRUC-1	NA	Approval	Civil		25542-000-V1A-MXHS-00088	HELIOSTAT WIND LOAD ANALYSIS	Vendor			Y
STRUC-1	NA	Approval	Civil	Calculation	25542-000-V1A-UA11-00001	CALCULATION FOR 120 X 60 MODULAR OFFICE FACILITY	Vendor			Y
STRUC-1	NA	Approval	Civil	Calculation	25542-000-V1A-UA11-00002	CALCULATION FOR 12 X 60 MODULAR OFFICE UNIT	Vendor			Y
STRUC-1	NA	Approval	Civil	Calculation	25542-000-V1A-UA11-00003	CALCULATION FOR 24 X 60 AND 36 X 60 MODULAR OFFICE UNITS	Vendor			Y
STRUC-1	NA	Approval	Civil	Calculation	25542-000-V1A-UA11-00004	CALCULATION FOR 12 X 44 MODULAR RESTROOM UNIT	Vendor			Y
STRUC-1	NA	Approval	Civil	Calculation	25542-000-V1A-UA11-00005	CALCULATION FOR 24 X 45 MODULAR OFFICE UNIT	Vendor			Y
STRUC-1	NA	Approval	Civil	Certificate	25542-000-V1B-AK00-00060	GEM APPLICATION FOR APPROVED FABRICATOR STATUS	Vendor			Y
STRUC-1	NA	Approval	Civil	Certificate	25542-000-V1B-AK00-00061	GEM AISC CERTIFICATE	Vendor			Y
STRUC-1	NA	Approval	Civil	Application	25542-000-V1B-AK00-00102	GEM IAS CERTIFICATE	Vendor			Y
STRUC-1	NA	Approval	Civil	Audit	25542-000-V1B-AK00-00103	GEM FABRICATOR'S QUALITY MANUAL	Vendor			Y
STRUC-1	NA	Approval	Civil	Manual	25542-000-V1B-AK00-00104	AISC AUDIT OF GEM FABRICATORS	Vendor			Y
STRUC-1	NA	Approval	Civil	Calculation	25542-000-V1B-AK00-00018	STRUCTURAL CALC 81FT X 116 FT PAVILION PAD BOND BUILDING	Vendor			Y
STRUC-1	NA	Approval	Civil	Drawing	25542-000-V1B-AK00-00006	PAD BUILDING LOAD DRAWING	Vendor			Y
STRUC-1	NA	Approval	Civil	Drawing	25542-000-V1B-AK00-00023	PAD BONDING BUILDING - 81FT X 116 FT PAVILION FABRIC INSTALLATION	Vendor			Y
STRUC-1	NA	Approval	Civil	Drawing	25542-000-V1B-AK00-00024	PAD BOND BUILDING - 81FT X 116FT PAVILION ENDWALL	Vendor			Y
STRUC-1	NA	Approval	Civil	Drawing	25542-000-V1B-AK00-00025	PAD BOND BUILDING - 81FT X 116FT PAVILION MIDDLE SECTION	Vendor			Y
STRUC-1	NA	Approval	Civil	Drawing	25542-000-V1B-AK00-00026	PAD BOND BUILDING - 81FT X 116FT PAVILION ENDWALL	Vendor			Y
STRUC-1	NA	Approval	Civil	Drawing	25542-000-V1B-AK00-00027	PAD BOND BUILDING - 81FT X 116FT PAVILION GENERAL NOTES	Vendor			Y
STRUC-1	NA	Approval	Civil	Drawing	25542-000-V1B-AK00-00028	PAD BOND BUILDING - 81FT X 116FT PAVILION WIRE ROPE	Vendor			Y
STRUC-1	NA	Approval	Civil	Drawing	25542-000-V1B-AK00-00029	PAD BOND BUILDING - 81FT X 116FT PAVILION FRAMES, CONNECTIONS, AND	Vendor			Y
STRUC-1	NA	Approval	Civil	Drawing	25542-000-V1B-AK00-00030	PAD BOND BUILDING - 81FT X 116FT PAVILION ENDWALL INSTALLATION	Vendor			Y
STRUC-1	NA	Approval	Civil	Drawing	25542-000-V1B-AK00-00031	PAD BOND BUILDING - 81FT X 116FT PAVILION DOOR HEADER AND VENT	Vendor			Y
STRUC-1	NA	Approval	Civil	Drawing	25542-000-V1B-AK00-00099	PAD BOND BUILDING - 81FT X 116FT PAVILIONPOCKET BEAM INSTALLATION	Vendor			Y
STRUC-1	NA	Approval	Civil	Drawing	25542-000-V1B-AK00-00100	PAD BOND BUILDING - 81FT X 116FT PAVILION FABRIC INSTALLATION DETAILS	Vendor			Y
STRUC-1	NA	Approval	Civil	Drawing	25542-000-V1B-AK00-00105	PAD BOND BUILDING - 81FT X 116FT PAVILION FRAME LEG L1, L1M, L2	Vendor			Y
STRUC-1	NA	Approval	Civil	Drawing	25542-000-V1B-AK00-00106	PAD BOND BUILDING - 81FT X 116FT PAVILION EAVE CURVE C1 AND C2	Vendor			Y
STRUC-1	NA	Approval	Civil	Drawing	25542-000-V1B-AK00-00107	PAD BOND BUILDING - 81FT X 116FT PAVILION TOP CURVE C1T AND C2T	Vendor			Y
STRUC-1	NA	Approval	Civil	Drawing	25542-000-V1B-AK00-00108	PAD BOND BUILDING - 81FT X 116FT PAVILION STRAIGHT S1 AND S2	Vendor			Y
STRUC-1	NA	Approval	Civil	Drawing	25542-000-V1B-AK00-00109	PAD BOND BUILDING - 81FT X 116FT PAVILION PURLIN P1, P2, AND X-BRACING	Vendor			Y
STRUC-1	NA	Approval	Civil	Drawing	25542-000-V1B-AK00-00110	PAD BOND BUILDING - 81FT X 116FT PAVILION SNOW BREAK P3	Vendor			Y
STRUC-1	NA	Approval	Civil	Drawing	25542-000-V1B-AK00-00111	PAD BOND BUILDING - 81FT X 116FT PAVILION POCKET BEAM PB1 - PB12	Vendor			Y
STRUC-1	NA	Approval	Civil	Drawing	25542-000-V1B-AK00-00112	PAD BOND BUILDING - 81FT X 116FT PAVILION GIRT G1 - G10	Vendor			Y
STRUC-1	NA	Approval	Civil	Drawing	25542-000-V1B-AK00-00113	PAD BOND BUILDING - 81FT X 116FT PAVILION COLUMN W1	Vendor			Y
STRUC-1	NA	Approval	Civil	Drawing	25542-000-V1B-AK00-00114	PAD BOND BUILDING - 81FT X 116FT PAVILION COLUMN W2	Vendor			Y
STRUC-1	NA	Approval	Civil	Drawing	25542-000-V1B-AK00-00115	PAD BOND BUILDING - 81FT X 116FT PAVILION COLUMN W3	Vendor			Y
STRUC-1	NA	Approval	Civil	Drawing	25542-000-V1B-AK00-00116	PAD BOND BUILDING - 81FT X 116FT PAVILION COLUMN W4	Vendor			Y
STRUC-1	NA	Approval	Civil	Drawing	25542-000-V1B-AK00-00117	PAD BOND BUILDING - 81FT X 116FT PAVILION COLUMN W5	Vendor			Y
STRUC-1	NA	Approval	Civil	Drawing	25542-000-V1B-AK00-00118	PAD BOND BUILDING - 81FT X 116FT PAVILION COLUMN W6	Vendor			Y
STRUC-1	NA	Approval	Civil	Drawing	25542-000-V1B-AK00-00119	PAD BOND BUILDING - 81FT X 116FT PAVILION COLUMN W7	Vendor			Y
STRUC-1	NA	Approval	Civil	Drawing	25542-000-V1B-AK00-00120	PAD BOND BUILDING - 81FT X 116FT PAVILION COLUMN W8	Vendor			Y
STRUC-1	NA	Approval	Civil	Drawing	25542-000-V1B-AK00-00121	PAD BOND BUILDING - 81FT X 116FT PAVILION 22 FEET OVERHEAD DOOR	Vendor			Y
STRUC-1	NA	Approval	Civil	Drawing	25542-000-V1B-AK00-00122	PAD BOND BUILDING - 81FT X 116FT PAVILION OVERHEAD DOOR HEADER H77-2	Vendor			Y
STRUC-1	NA	Approval	Civil	Drawing	25542-000-V1B-AK00-00123	PAD BOND BUILDING - 81FT X 116FT PAVILION OVERHEAD DOOR HEADER H77-3	Vendor			Y
STRUC-1	NA	Approval	Civil	Drawing	25542-000-V1B-AK00-00124	PAD BOND BUILDING - 81FT X 116FT PAVILION OVERHEAD DOOR HEADER H77-4	Vendor			Y
STRUC-1	NA	Approval	Civil	Drawing	25542-000-V1B-AK00-00125	PAD BOND BUILDING - 81FT X 116FT PAVILION DOOR POST H17-1	Vendor			Y
STRUC-1	NA	Approval	Civil	Drawing	25542-000-V1B-AK00-00126	PAD BOND BUILDING - 81FT X 116FT PAVILION TYPICAL TRUSS DETAIL	Vendor			Y
STRUC-1	NA	Approval	Civil	Drawing	25542-000-V1B-AK00-00127	PAD BOND BUILDING - 81FT X 116FT PAVILION HARDWARE DETAILS	Vendor			Y
STRUC-1	NA	Approval	Civil	Drawing	25542-000-V1B-AK00-00128	PAD BOND BUILDING - 81FT X 116FT PAVILION VENT FRAME V1	Vendor			Y
STRUC-1	NA	Approval	Civil	Drawing	25542-000-V1B-AK00-00129	PAD BOND BUILDING - 81FT X 116FT PAVILION DETAIL OF GALVANIZING DRAIN	Vendor			Y
STRUC-1	NA	Approval	Civil	Calculation	25542-000-V1B-AK00-00057	STRUCTURAL CALCULATIONS 121FT X 400FT PVAILION HELIOSTAT ASSEMBLY	Vendor			Y
STRUC-1	NA	Approval	Civil	Drawing	25542-000-V1B-AK00-00005	HELIOSTAT ASSEMBLY BUILDING LOAD DRAWING	Vendor			Y
STRUC-1	NA	Approval	Civil	Drawing	25542-000-V1B-AK00-00043	HELIOSTAT ASSEMBLY BUILDING - 121FT X 400FT PAVILION DOOR INSTALLATION	Vendor			Y
STRUC-1	NA	Approval	Civil	Drawing	25542-000-V1B-AK00-00044	HELIOSTAT ASSEMBLY BUILDING - 121FT X 400FT PAVILION GENERAL MAP	Vendor			Y
STRUC-1	NA	Approval	Civil	Drawing	25542-000-V1B-AK00-00045	HELIOSTAT ASSEMBLY BUILDING - 121FT X 400FT PAVILION ENDWALL	Vendor			Y
STRUC-1	NA	Approval	Civil	Drawing	25542-000-V1B-AK00-00046	HELIOSTAT ASSEMBLY BUILDING - 121FT X 400FT PAVILION MIDDLE SECTION NO	Vendor			Y
STRUC-1	NA	Approval	Civil	Drawing	25542-000-V1B-AK00-00047	HELIOSTAT ASSEMBLY BUILDING - 121FT X 400FT PAVILION MIDDLE SECTION QC	Vendor			Y
STRUC-1	NA	Approval	Civil	Drawing	25542-000-V1B-AK00-00048	HELIOSTAT ASSEMBLY BUILDING - 121FT X 400FT PAVILION ENDWALL 2	Vendor			Y
STRUC-1	NA	Approval	Civil	Drawing	25542-000-V1B-AK00-00049	HELIOSTAT ASSEMBLY BUILDING - 121FT X 400FT PAVILION SIDEWALL E	Vendor			Y
STRUC-1	NA	Approval	Civil	Drawing	25542-000-V1B-AK00-00050	HELIOSTAT ASSEMBLY BUILDING - 121FT X 400FT PAVILION SIDEWALL B	Vendor			Y
STRUC-1	NA	Approval	Civil	Drawing	25542-000-V1B-AK00-00051	HELIOSTAT ASSEMBLY BUILDING - 121FT X 400FT PAVILION GENERAL NOTES	Vendor			Y
STRUC-1	NA	Approval	Civil	Drawing	25542-000-V1B-AK00-00052	HELIOSTAT ASSEMBLY BUILDING - 121FT X 400FT PAVILION WIRE ROPE	Vendor			Y
STRUC-1	NA	Approval	Civil	Drawing	25542-000-V1B-AK00-00053	HELIOSTAT ASSEMBLY BUILDING - 121FT X 400FT PAVILION RAMES,	Vendor			Y
STRUC-1	NA	Approval	Civil	Drawing	25542-000-V1B-AK00-00054	HELIOSTAT ASSEMBLY BUILDING - 121FT X 400FT PAVILION RAMES,	Vendor			Y
STRUC-1	NA	Approval	Civil	Drawing	25542-000-V1B-AK00-00055	HELIOSTAT ASSEMBLY BUILDING - 121FT X 400FT PAVILION RAMES,	Vendor			Y

Certification	GEN-2 Tbl. 2 (G)	Reason -	Discipline	t Type	Document Number	Title	Vendor/	Remarks	cast	Approved
STRUC-1	NA	Approval	Civil	Drawing	25542-000-V1B-AK00-00056	HELIOSTAT ASSEMBLY BUILDING - 121FT X 400FT PAVILION ENDWALL	Vendor			Y
STRUC-1	NA	Approval	Civil	Drawing	25542-000-V1B-AK00-00042	HELIOSTAT ASSEMBLY BUILDING - 121FT X 400FT PAVILION ENDWALL	Vendor			Y
STRUC-1	NA	Approval	Civil	Drawing	25542-000-V1B-AK00-00020	HELIOSTAT ASSEMBLY BUILDING - 121FT X 400FT PAVILION POCKET BEAM	Vendor			Y
STRUC-1	NA	Approval	Civil	Drawing	25542-000-V1B-AK00-00101	HELIOSTAT ASSEMBLY BUILDING - 121FT X 400FT PAVILION FABRIC	Vendor			Y
STRUC-1	NA	Approval	Civil	Drawing	25542-000-V1B-AK00-00022	HELIOSTAT ASSEMBLY BUILDING - 121FT X 400FT PAVILION FRAME LEGS L1,	Vendor			Y
STRUC-1	NA	Approval	Civil	Drawing	25542-000-V1B-AK00-00064	HELIOSTAT ASSEMBLY BUILDING - 121FT X 400FT PAVILION FRAME LEGS L1,	Vendor			Y
STRUC-1	NA	Approval	Civil	Drawing	25542-000-V1B-AK00-00065	HELIOSTAT ASSEMBLY BUILDING - 121FT X 400FT PAVILION LOW STRAIGHT S1,	Vendor			Y
STRUC-1	NA	Approval	Civil	Drawing	25542-000-V1B-AK00-00130	HELIOSTAT ASSEMBLY BUILDING - 121FT X 400FT PAVILION MIDDLE STRAIGHT	Vendor			Y
STRUC-1	NA	Approval	Civil	Drawing	25542-000-V1B-AK00-00131	HELIOSTAT ASSEMBLY BUILDING - 121FT X 400FT PAVILION TOP STRAIGHT S3,	Vendor			Y
STRUC-1	NA	Approval	Civil	Drawing	25542-000-V1B-AK00-00132	HELIOSTAT ASSEMBLY BUILDING - 121FT X 400FT PAVILION LEG 11, L11M	Vendor			Y
STRUC-1	NA	Approval	Civil	Drawing	25542-000-V1B-AK00-00133	HELIOSTAT ASSEMBLY BUILDING - 121FT X 400FT PAVILION STRAIGHT S11, S11M	Vendor			Y
STRUC-1	NA	Approval	Civil	Drawing	25542-000-V1B-AK00-00134	HELIOSTAT ASSEMBLY BUILDING - 121FT X 400FT PAVILION PURLIN P1, P2, P3	Vendor			Y
STRUC-1	NA	Approval	Civil	Drawing	25542-000-V1B-AK00-00135	HELIOSTAT ASSEMBLY BUILDING - 121FT X 400FT PAVILION GIRT AND DOOR	Vendor			Y
STRUC-1	NA	Approval	Civil	Drawing	25542-000-V1B-AK00-00136	HELIOSTAT ASSEMBLY BUILDING - 121FT X 400FT PAVILION POCKET BEAM PB1	Vendor			Y
STRUC-1	NA	Approval	Civil	Drawing	25542-000-V1B-AK00-00137	HELIOSTAT ASSEMBLY BUILDING - 121FT X 400FT PAVILION COLUMN W1	Vendor			Y
STRUC-1	NA	Approval	Civil	Drawing	25542-000-V1B-AK00-00138	HELIOSTAT ASSEMBLY BUILDING - 121FT X 400FT PAVILION COLUMN W2	Vendor			Y
STRUC-1	NA	Approval	Civil	Drawing	25542-000-V1B-AK00-00139	HELIOSTAT ASSEMBLY BUILDING - 121FT X 400FT PAVILION COLUMN W3	Vendor			Y
STRUC-1	NA	Approval	Civil	Drawing	25542-000-V1B-AK00-00140	HELIOSTAT ASSEMBLY BUILDING - 121FT X 400FT PAVILION COLUMN W4	Vendor			Y
STRUC-1	NA	Approval	Civil	Drawing	25542-000-V1B-AK00-00141	HELIOSTAT ASSEMBLY BUILDING - 121FT X 400FT PAVILION COLUMN W5	Vendor			Y
STRUC-1	NA	Approval	Civil	Drawing	25542-000-V1B-AK00-00142	HELIOSTAT ASSEMBLY BUILDING - 121FT X 400FT PAVILION COLUMN W6	Vendor			Y
STRUC-1	NA	Approval	Civil	Drawing	25542-000-V1B-AK00-00143	HELIOSTAT ASSEMBLY BUILDING - 121FT X 400FT PAVILION DOOR HEADER, H17-	Vendor			Y
STRUC-1	NA	Approval	Civil	Drawing	25542-000-V1B-AK00-00144	HELIOSTAT ASSEMBLY BUILDING - 121FT X 400FT PAVILION DOOR POST H17-1	Vendor			Y
STRUC-1	NA	Approval	Civil	Drawing	25542-000-V1B-AK00-00145	HELIOSTAT ASSEMBLY BUILDING - 121FT X 400FT PAVILION DOOR POST H17-2	Vendor			Y
STRUC-1	NA	Approval	Civil	Drawing	25542-000-V1B-AK00-00146	HELIOSTAT ASSEMBLY BUILDING - 121FT X 400FT PAVILION DOOR HEADER H2	Vendor			Y
STRUC-1	NA	Approval	Civil	Drawing	25542-000-V1B-AK00-00147	HELIOSTAT ASSEMBLY BUILDING - 121FT X 400FT PAVILION TYPICAL TRUSS	Vendor			Y
STRUC-1	NA	Approval	Civil	Drawing	25542-000-V1B-AK00-00148	HELIOSTAT ASSEMBLY BUILDING - 121FT X 400FT PAVILION HARDWARE DETAILS	Vendor			Y
STRUC-1	NA	Approval	Civil	Drawing	25542-000-V1B-AK00-00152	HELIOSTAT ASSEMBLY BUILDING - 121FT X 400FT PAVILION PURLIN P5, P6	Vendor			Y
STRUC-1	NA	Approval	Civil	Drawing	25542-000-V1B-AK00-00153	HELIOSTAT ASSEMBLY BUILDING - 121FT X 400FT PAVILION PURLIN P4 AND X1	Vendor			Y
STRUC-1	NA	Approval	Civil	Drawing	25542-000-V1B-AK00-00154	HELIOSTAT ASSEMBLY BUILDING - 121FT X 400FT PAVILION DETAIL OF	Vendor			Y
STRUC-1	NA	Approval	Civil	Drawing	25542-000-V1B-UA11-00001	STRUCTURAL ENGINEERING REPORT FOR 84X120X33 FABRIC COVERED	Vendor			Y
~~TSE-5~~	~~T~~	~~Approval~~	~~STE/Civil~~	~~Document~~	~~25542-000-3DR-C04G-00001~~	~~SWITCHYARD STRUCTURAL DESIGN CRITERIA~~	~~Bechtel~~		~~Aug-~~	
TSE-5	T	Approval		Document	25542-000-3DR-C04G-00002	115 KV SWITCHYARD CIVIL - STRUCTURAL DESIGN CRITERIA	Vendor			Y
TSE-5	T	Approval	STE/Civil	Drawing	25542-001-DB-3510-00001	SWITCHYARD CONCRETE FOUNDATION GENERAL ARRANGEMENT PLAN	Bechtel		#####	
TSE-5	T	Approval	STE/Civil	Drawing	25542-002-DB-3510-00001	SWITCHYARD CONCRETE FOUNDATION GENERAL ARRANGEMENT PLAN	Bechtel		#####	
TSE-5	T	Approval	STE/Civil	Drawing	25542-003-DB-3510-00001	SWITCHYARD CONCRETE FOUNDATION GENERAL ARRANGEMENT PLAN	Bechtel		#####	
TSE-5	T	Approval	STE/Civil	Drawing	25542-000-DB-3590-00001	SWITCHYARD CONCRETE FOUNDATIONS CT AND VT	Bechtel		Jun-11	
TSE-5	T	Approval	STE/Civil	Drawing	25542-000-DB-3590-00002	SWITCHYARD CONCRETE FOUNDATIONS BS AND SA	Bechtel		Jun-11	
TSE-5	T	Approval	STE/Civil	Drawing	25542-000-DB-3590-00003	SWITCHYARD CONCRETE FOUNDATIONS CB AND DS	Bechtel		Jun-11	
TSE-5	T	Approval	STE/Civil	Calculation	25542-000-DBC-3510-00001	FOUNDATION CALC - 115 KV BUS SUPPORT	Bechtel		Jun-11	
TSE-5	T	Approval	STE/Civil	Calculation	25542-000-DBC-3510-00002	FOUNDATION CALC - 115 KV CIRCUIT BREAKER	Bechtel		Jun-11	
TSE-5	T	Approval	STE/Civil	Calculation	25542-000-DBC-3510-00003	FOUNDATION CALC - 115 KV CURRENT TRANSFORMER	Bechtel		Jun-11	
TSE-5	T	Approval	STE/Civil	Calculation	25542-000-DBC-3510-00004	FOUNDATION CALC - 115 KV DISCONNECT SWITCH	Bechtel		Jun-11	
TSE-5	T	Approval	STE/Civil	Calculation	25542-000-DBC-3510-00005	FOUNDATION CALC - 115 KV SURGE ARRESTER	Bechtel		Jun-11	
TSE-5	T	Approval	STE/Civil	Calculation	25542-000-DBC-3510-00006	FOUNDATION CALC - 115 KV VOLTAGE TRANSFORMER	Bechtel		Jun-11	
TSE-5	T	Approval	STE/Civil	Calculation	25542-000-DBC-3510-00007	FOUNDATION CALC - 115 KV CABLE TERMINATOR	Bechtel		#####	
TSE-5	T	Approval	STE/Elect.	Drawing	25542-001-E1-EZ-00001	SWITCHYARD SINGLE LINE METER & RELAY DIAGRAM	Bechtel		#####	Y
TSE-5		Approval	STE/Elect.	Drawing	25542-002-E1-EZ-00001	UNIT 2 115KV SWITCHYARD SINGLE LINE METER & RELAY DIAGRAM	Bechtel			Y
TSE-5		Approval	STE/Elect.	Drawing	25542-003-E1-EZ-00001	UNIT 3 115KV SWITCHYARD SINGLE LINE METER & RELAY DIAGRAM	Bechtel			Y
TSE-5	T	Approval	STE/Elect.	Drawing	25542-000-EG-3510-00001	SWITCHYARD GROUNDING PLAN	Bechtel		#####	
TSE-5	T	Approval	STE/Elect.	Drawing	25542-000-EG-3590-00002	SWITCHYARD GROUNDING SECTIONS AND DETAILS	Bechtel		#####	
TSE-5	T	Approval	STE/Elect.	Calculation	25542-001-EMC-EZ-00001	SWITCHYARD RELAY SETTINGS	Bechtel		#####	
TSE-5	T	Approval	STE/Elect.	Calculation	25542-002-EMC-EZ-00001	SWITCHYARD RELAY SETTINGS	Bechtel		#####	
TSE-5	T	Approval	STE/Elect.	Calculation	25542-003-EMC-EZ-00001	SWITCHYARD RELAY SETTINGS	Bechtel		#####	
TSE-5	T	Approval	STE/Elect.	Drawing	25542-000-ER-3501-00001	SWITCHYARD UNDERGROUND RACEWAY PLAN	Bechtel		#####	
TSE-5	T	Approval	STE/Elect.	Drawing	25542-000-ER-3510-00001	SWITCHYARD ABOVE GRADE CONDUIT DETAILS	Bechtel		#####	
TSE-5	T	Approval	STE/Elect.	Drawing	25542-001-EZ-3510-00001	SWITCHYARD GENERAL ARRANGEMENT	Bechtel		#####	
TSE-5	T	Approval	STE/Elect.	Drawing	25542-002-EZ-3510-00001	SWITCHYARD GENERAL ARRANGEMENT	Bechtel		#####	
TSE-5	T	Approval	STE/Elect.	Drawing	25542-003-EZ-3510-00001	SWITCHYARD GENERAL ARRANGEMENT	Bechtel		#####	
TSE-5	T	Approval	STE/Elect.	Drawing	25542-000-EZ-3590-00001	SWITCHYARD SECTIONS AND DETAILS	Bechtel		#####	
TSE-5	T	Approval	STE/Elect.	Drawing	25542-000-EZ-3590-00002	SWITCHYARD ELECTRICAL HARDWARE DETAILS	Bechtel		#####	
TSE-5	T	Approval	STE/Civil	Drawing	25542-001-SS-3510-00001	SWITCHYARD EQUIPMENT SUPPORT STRUCTURES ARRANGEMENT PLAN	Bechtel		#####	
TSE-5	T	Approval	STE/Civil	Drawing	25542-002-SS-3510-00001	SWITCHYARD EQUIPMENT SUPPORT STRUCTURES ARRANGEMENT PLAN	Bechtel		#####	
TSE-5	T	Approval	STE/Civil	Drawing	25542-003-SS-3510-00001	SWITCHYARD EQUIPMENT SUPPORT STRUCTURES ARRANGEMENT PLAN	Bechtel		#####	
TSE-5	T	Approval	STE/Civil	Drawing	25542-000-SS-3590-00001	INSULATOR	Bechtel		Jun-11	
TSE-5	T	Approval	STE/Civil	Drawing	25542-000-SS-3590-00002	SWITCHYARD STRUCTURAL STEEL EQUIPMENT SUPPORT STRUCTURE FOR DS	Bechtel		Jun-11	
TSE-5	T	Approval	STE/Civil	Drawing	25542-000-SS-3590-00003	SWITCHYARD STRUCTURAL STEEL EQUIPMENT SUPPORT STRUCTURE FOR CT	Bechtel		Jun-11	
TSE-5	T	Approval	STE/Civil	Drawing	25542-000-SS-3590-00004	SWITCHYARD STRUCTURAL STEEL EQUIPMENT SUPPORT STRUCTURE FOR VT	Bechtel		Jun-11	
TSE-5	T	Approval	STE/Civil	Drawing	25542-000-SS-3590-00005	SWITCHYARD STRUCTURAL STEEL EQUIPMENT SUPPORT STRUCTURE FOR SA	Bechtel		Jun-11	
TSE-5	T	Approval	STE/Civil	Calculation	25542-000-SSC-3510-00001	STRUCTURAL CALC - 115 KV BUS SUPPORT	Bechtel		Apr-11	Y
TSE-5	T	Approval	STE/Civil	Calculation	25542-000-SSC-3510-00002	STRUCTURAL CALC - 115 KV CURRENT TRANSFORMER SUPPORT	Bechtel		Jun-11	
TSE-5	T	Approval	STE/Civil	Calculation	25542-000-SSC-3510-00003	STRUCTURAL CALC - 115 KV SURGE ARRESTER SUPPORT	Bechtel		Jun-11	
TSE-5	T	Approval	STE/Civil	Calculation	25542-000-SSC-3510-00004	STRUCTURAL CALC - 115 KV VOLTAGE TRANSFORMER SUPPORT	Bechtel		Jun-11	
TSE-5	T	Approval	STE/Civil	Calculation	25542-000-SSC-3510-00005	STRUCTURAL CALC - 115 KV DISCONNECT SWITCH STEEL SUPPORT	Bechtel		Jun-11	
TSE-5	T	Approval	STE/Elect.	Data Sheet	25542-000-V1A-EMC3-000##	DATA SHEET FOR HV CURRENT TRANSFORMER	Vendor		#####	
TSE-5	T	Approval	STE/Elect.	Data Sheet	25542-000-V1A-EMT3-000##	DATA SHEET FOR VOLTAGE TRANSFORMER	Vendor		#####	
TSE-5	T	Approval	STE/Elect.	Data Sheet	25542-000-V1A-ENA3-000##	DATA SHEET FOR HV CIRCUIT BREAKER	Vendor		#####	
TSE-5	T	Approval	STE/Elect.		25542-000-V1A-EZ00-00002	UNIT 2 AND L 115/33KV OVERHEAD LINE PLAN AND PROFILE SHEET 1 OF 5	Vendor			Y
TSE-5	T	Approval	STE/Elect.		25542-000-V1A-EZ00-00003	UNIT 2 AND L 115/33KV OVERHEAD LINE PLAN AND PROFILE SHEET 2 OF 5	Vendor			Y
TSE-5	T	Approval	STE/Elect.		25542-000-V1A-EZ00-00004	UNIT 2 AND L 115/33KV OVERHEAD LINE PLAN AND PROFILE SHEET 3 OF 5	Vendor			Y
TSE-5	T	Approval	STE/Elect.		25542-000-V1A-EZ00-00005	UNIT 2 AND L 115/33KV OVERHEAD LINE PLAN AND PROFILE SHEET 4 OF 5	Vendor			Y
TSE-5	T	Approval	STE/Elect.		25542-000-V1A-EZ00-00006	UNIT 2 AND L 115/33KV OVERHEAD LINE PLAN AND PROFILE SHEET 5 OF 5	Vendor			Y
TSE-5	T	Approval	STE/Elect.		25542-000-V1A-EZ00-00007	UNIT 2 AND 3 115/33KV OVERHEAD LINE STRUCTURE WORK LIST	Vendor			Y
TSE-5	T	Approval	STE/Elect.		25542-000-V1A-EZ00-00009	ANGLE 45 DEGREE STRUCTURE LAYOUT	Vendor			Y
TSE-5	T	Approval	STE/Elect.		25542-000-V1A-EZ00-00011	STRUCTURE LAYOUT	Vendor			Y
TSE-5	T	Approval	STE/Elect.		25542-000-V1A-EZ00-00012	STRUCTURE LAYOUT	Vendor			Y
TSE-5	T	Approval	STE/Elect.		25542-000-V1A-EZ00-00013	STRUCTURE ANGLE 16 DEGREE STRUCTURE LAYOUT	Vendor			Y
TSE-5	T	Approval	STE/Elect.		25542-000-V1A-EZ00-00014	STRUCTURE LAYOUT	Vendor			Y
TSE-5	T	Approval	STE/Elect.		25542-000-V1A-EZ00-00015	STRUCTURE LAYOUT	Vendor			Y
TSE-5	T	Approval	STE/Elect.		25542-000-V1A-EZ00-00016	UNIT 2 AND 3 115/33KV OVERHEAD LINE MASTER MATERIAL LIST	Vendor			Y
TSE-5	T	Approval	STE/Elect.		25542-000-V1A-EZ00-00021	UNIT 2 AND 3 115KV OVERHEAD LINE LOADING TREE AND FOUNDATION DETAIL	Vendor			Y
TSE-5	T	Approval	STE/Elect.		25542-000-V1A-EZ00-00022	STRUCTURE 3 STRUCTURE LAYOUT	Vendor			Y
TSE-5	T	Approval	STE/Elect.		25542-000-V1A-EZ00-00024	STRUCTURE LAYOUT	Vendor			Y
TSE-5	T	Approval	STE/Elect.		25542-000-V1A-EZ00-00025	Unit 2 and 3 115/33kV Overhead Line Loading Tree and Foundation Detail	Vendor			Y
TSE-5	T	Approval	STE/Elect.		25542-000-V1A-EZ00-00039	SPEC FOR STEEL TRANSMISSION POLES UNIT 1 AND 2	Vendor			Y
TSE-5	T	Approval	STE/Elect.		25542-000-V1A-EZ00-00040	DESIGN CRITERIA FOR HIGH VOLTAGE TRANSMISSION LINES	Vendor			Y
TSE-5	T	Approval	STE/Elect.		25542-000-V1A-EZ00-00041	SPEC FOR STEEL TRANSMISSION POLES	Vendor			Y
TSE-5	T	Approval	STE/Elect.		25542-000-V1A-EZ00-00042	CONDUCTOR	Vendor			Y
TSE-5	T	Approval	STE/Elect.		25542-000-V1A-EZ00-00043	PLS CADD STRUCTURE LOADS OUTPUT	Vendor			Y
TSE-5	T	Approval	STE/Elect.		25542-000-V1A-EZ00-00050	Foundations	Vendor			Y
TSE-5	T	Approval	STE/Elect.		25542-000-V1A-EZ00-00051	Foundations	Vendor			Y

Certification	GEN-2 Tbl. 2 (G)	Reason -	Discipline	t Type	Document Number	Title	Vendor/	Remarks	cast	Approved
TSE-5		Approval	STE/Elect.		25542-000-V1A-EZ00-00054	AND 20 NONCONFORMANCE REPORT	Vendor			Y
TSE-5	T	Approval	STE/Elect.	Data Sheet	25542-000-V1A-EWZ0-000##	DATA SHEET FOR HIGH VOLTAGE UNDERGROUND CABLE	Vendor		#####	
TSE-5	T	Approval	STE/Elect.	Data Sheet	25542-000-V1A-EWZ0-00002	UNIT 1 - 115KV UNDERGROUND CABLE AND OVERHEAD LINE ROUTING PLAN	Vendor			Y
TSE-5	T	Approval	STE/Elect.	Data Sheet	25542-000-V1A-EWZ0-00003	SECTIONS	Vendor			Y
TSE-5	T	Approval	STE/Elect.	Data Sheet	25542-000-V1A-EWZ0-00004	PLAN	Vendor			Y
TSE-5	T	Approval	STE/Elect.	Data Sheet	25542-000-V1A-EWZ0-00005	AND DETAILS	Vendor			Y
TSE-5	T	Approval	STE/Elect.	Data Sheet	25542-000-V1A-EWZ0-00006	UNIT 1 - 115KV SYSTEM BONDING SCHEMATIC	Vendor			Y
TSE-5	T	Approval	STE/Elect.	Data Sheet	25542-000-V1A-EWZ0-00007	UNIT 1 - 115KV SPLICE DETAIL	Vendor			Y
TSE-5	T	Approval	STE/Elect.	Data Sheet	25542-000-V1A-EWZ0-00008	UNIT 1 - 115KV TRANSITION YARD COMMON AREA FENCE AND GATE DETAIL	Vendor			Y
TSE-5	T	Approval	STE/Elect.	Data Sheet	25542-000-V1A-EWZ0-00009	ROUTING PLAN	Vendor			Y
TSE-5	T	Approval	STE/Elect.	Data Sheet	25542-000-V1A-EWZ0-00025	LOADING TREES	Vendor			Y
TSE-2	T		STE/Elect.	Resume	25542-000-V1A-EWZ0-00026	RESUME: NIZOM GHANTOUS, ELECTRICAL ENGINEER	Vendor			Y
TSE-2	T	Approval	STE/Elect.	Resume	25542-000-V1A-EWZ0-00027	RESUME: SCOTT KIRBY, CIVIL ENGINEER	Vendor			Y
TSE-5	T	Reference	STE/Elect.	Drawing	25542-000-V1A-EWZ0-00036	UNIT 2 115KV UNDERGROUND CABLE AND OVERHEAD LINE ROUTING PLAN	Vendor			Y
TSE-5	T	Approval	STE/Elect.	Drawing	25542-000-V1A-EWZ0-00037	SECTIONS	Vendor			Y
TSE-5	T	Approval	STE/Elect.	Drawing	25542-000-V1A-EWZ0-00038	PLAN	Vendor			Y
TSE-5	T	Approval	STE/Elect.	Drawing	25542-000-V1A-EWZ0-00039	UNIT 2 115KV SYSTEM BONDING SCHEMATIC	Vendor			Y
TSE-5	T	Approval	STE/Elect.	Drawing	25542-000-V1A-EWZ0-00040	UNIT 2 115KV TRANSITION YARD COMMON AREA FENCE AND GATE DETAIL	Vendor			Y
TSE-5	T	Approval	STE/Elect.	Data Sheet	25542-000-V1A-EWZ0-00046	6	Vendor			Y
TSE-2	T		STE/Elect.	Cover Letter	25542-000-V1A-EWZ0-00047	COVER LETTER	Vendor			Y
TSE-2	T	Approval	STE/Elect.	Cover Letter	25542-000-V1A-EWZ0-00048	COVER LETTER	Vendor			Y
TSE-5	T	Approval	STE/Elect.	Data Sheet	25542-000-V1A-EWZ0-00049	6	Vendor			Y
TSE-5	T	Approval	STE/Elect.	Drawing	25542-000-V1A-EWZ0-00050	APPROACHING THE POWER PLANT SUBSTATION	Vendor			Y
TSE-5	T	Approval	STE/Elect.	Data Sheet	25542-000-V1A-EWZ0-00052	6	Vendor			Y
TSE-5	T	Approval	STE/Elect.	Data Sheet	25542-000-V1A-EWZ0-00053	6	Vendor			Y
TSE-5	T	Approval	STE/Elect.	Data Sheet	25542-000-V1A-EWZ0-00054	6	Vendor			Y
TSE-5	T	Approval	STE/Elect.	Data Sheet	25542-000-V1A-EWZ0-00055	6	Vendor			Y
TSE-5	T	Approval	STE/Elect.	Data Sheet	25542-000-V1A-EWZ0-00057	STRUCTURE LOADS	Vendor			Y
TSE-5	T	Approval	STE/Elect.	Data Sheet	25542-000-V1A-EWZ0-00058	CONCRETE 25542-EOO-00300	Vendor			Y
TSE-5	T	Approval	STE/Elect.	Drawing	25542-000-V1A-EWZ0-00063	DETAILS	Vendor			Y
TSE-5	T	Approval	STE/Elect.	Drawing	25542-000-V1A-EWZ0-00064	4	Vendor			Y
TSE-5	T	Approval	STE/Elect.	Drawing	25542-000-V1A-EWZ0-00065	4	Vendor			Y
TSE-5	T	Approval	STE/Elect.	Drawing	25542-000-V1A-EWZ0-00066	4	Vendor			Y
TSE-5	T	Approval	STE/Elect.	Drawing	25542-000-V1A-EWZ0-00067	SUPPORT STRUCTURE AND FOUNDATION	Vendor			Y
TSE-5	T	Approval	STE/Elect.	Drawing	25542-000-V1A-EWZ0-00068	TREES	Vendor			Y
TSE-5	T	Approval	STE/Elect.	Drawing	25542-000-V1A-EWZ0-00069	NO. 3	Vendor			Y
TSE-5	T	Approval	STE/Elect.	Drawing	25542-000-V1A-EWZ0-00070	2 AND 3 - CALC NO. 2	Vendor			Y
TSE-5		Approval	STE/Elect.	Drawing	25542-000-V1A-EWZ0-00080	Unit No. 3 115kV and 33kV Underground Cable and Overhead Line Routing Plan	Vendor			Y
TSE-5		Approval	STE/Elect.	Drawing	25542-000-V1A-EWZ0-00081	Sections	Vendor			Y
TSE-5		Approval	STE/Elect.	Drawing	25542-000-V1A-EWZ0-00082	Unit No. 3 115kV Underground to Overhead Transition Yard Plan	Vendor			Y
TSE-5		Approval	STE/Elect.	Drawing	25542-000-V1A-EWZ0-00083	Unit No. 3 115kV Underground to Overhead Transition Yard Sections and Details	Vendor			Y
TSE-5		Approval	STE/Elect.	Drawing	25542-000-V1A-EWZ0-00084	Unit No. 3 System Bonding Schematic	Vendor			Y
TSE-5		Approval	STE/Elect.	Drawing	25542-000-V1A-EWZ0-00085	Unit No. 3 Splice detail	Vendor			Y
TSE-5		Approval	STE/Elect.	Drawing	25542-000-V1A-EWZ0-00086	Unit No. 3 115kV Transition Yard Common Area Fence and Gate Detail	Vendor			Y
TSE-5		Approval	STE/Elect.	Drawing	25542-000-V1A-EWZ0-00087	Unit No. 3 115/33kV Line 33kV Riser Structure 37-2 Structure Layout	Vendor			Y
TSE-5		Approval	STE/Elect.	Drawing	25542-000-V1A-EWZ0-00088	Unit No. 3 115kV Underground to Overhead Transition Structure Loading Trees	Vendor			Y
TSE-5		Approval	STE/Elect.	Drawing	25542-000-V1A-EWZ0-00089	Unit No. 3 115kV and 33kV Underground Cable Plan and Profile Sh 1 of 5	Vendor			Y
TSE-5		Approval	STE/Elect.	Drawing	25542-000-V1A-EWZ0-00090	Unit No. 3 115kV and 33kV Underground Cable Plan and Profile Sh 2 of 5	Vendor			Y
TSE-5		Approval	STE/Elect.	Drawing	25542-000-V1A-EWZ0-00091	Unit No. 3 115kV and 33kV Underground Cable Plan and Profile Sh 3 of 5	Vendor			Y
TSE-5		Approval	STE/Elect.	Drawing	25542-000-V1A-EWZ0-00092	Unit No. 3 115kV and 33kV Underground Cable Plan and Profile Sh 4 of 5	Vendor			Y
TSE-5		Approval	STE/Elect.	Drawing	25542-000-V1A-EWZ0-00093	Unit No. 3 115kV and 33kV Underground Cable Plan and Profile Sh 5 of 5	Vendor			Y
TSE-5		Approval	STE/Elect.	Drawing	25542-000-V1A-EWZ0-00094	Foundation	Vendor			Y
TSE-5		Approval	STE/Elect.	Calculation	25542-000-V1A-EWZ0-00184	CALCULATIONS FOR 115KV CABLE AMPACITY	Vendor			Y
TSE-5	T	Approval	STE/Civil	Calculation	25542-001-V1A-EWZ0-000##	FOUNDATION CALC - 115 KV OHTL TAKEOFF TOWER	Vendor		#####	
TSE-5	T	Approval	STE/Civil	Calculation	25542-001-V1A-EWZ0-000##	STRUCTURAL CALC - 115 KV OHTL TAKEOFF TOWER	Vendor		#####	
TSE-5	T	Approval	STE/Elect.	Drawing	25542-001-V1A-EWZ0-000##	UNDERGROUND TRANSMISSION LINE ROUTING	Vendor		#####	
TSE-5	T	Approval	STE/Elect.	Drawing	25542-001-V1A-EWZ0-000##	YARD GENERAL ARRANGEMENT	Vendor		#####	
TSE-5	T	Approval	STE/Elect.	Drawing	25542-001-V1A-EWZ0-000##	YARD SECTIONS AND DETAILS	Vendor		#####	
TSE-5	T	Approval	STE/Elect.	Drawing	25542-002-V1A-EWZ0-000##	UNDERGROUND TRANSMISSION LINE ROUTING	Vendor		#####	
TSE-5	T	Approval	STE/Elect.	Drawing	25542-003-V1A-EWZ0-000##	UNDERGROUND TRANSMISSION LINE ROUTING	Vendor		#####	
TSE-5	T	Approval	STE/Elect.	Data Sheet	25542-000-V1A-EYG3-000##	DATA SHEET FOR HV SURGE ARRESTER	Vendor		#####	
~~TSE-5~~		~~Approval~~	~~STE/Civil~~	~~Calculation~~	~~25542-001-V1A-EZ00-000##~~	~~FOUNDATION CALC - 115 KV OVERHEAD TRANSMISSION LINE POLES~~	~~Vendor~~	~~DELETE~~	~~#####~~	
~~TSE-5~~		~~Approval~~	~~STE/Civil~~	~~Calculation~~	~~25542-001-V1A-EZ00-000##~~	~~LOADING TREE CALCULATION OVERHEAD TRANSMISSION LINE POLES~~	~~Vendor~~	~~DELETE~~	~~Apr-11~~	
~~TSE-5~~		~~Approval~~	~~STE/Civil~~	~~Drawing~~	~~25542-001-V1A-EZ00-000##~~	~~OVERHEAD TRANSMISSION LINE PLAN AND PROFILE~~	~~Vendor~~	~~DELETE~~	~~Apr-11~~	
~~TSE-5~~		~~Approval~~	~~STE/Civil~~	~~Drawing~~	~~25542-001-V1A-EZ00-000##~~	~~OVERHEAD TRANSMISSION LINE STRINGING CHART~~	~~Vendor~~	~~DELETE~~	~~Apr-11~~	
~~TSE-5~~		~~Approval~~	~~STE/Civil~~	~~Drawing~~	~~25542-001-V1A-EZ00-000##~~	~~FOUNDATIONS OVERHEAD TRANSMISSION LINE POLES~~	~~Vendor~~	~~DELETE~~	~~#####~~	
~~TSE-5~~		~~Approval~~	~~STE/Civil~~	~~Drawing~~	~~25542-001-V1A-EZ00-000##~~	~~LOADING TREE DIAGRAM FOR OVERHEAD TRANSMISSION LINE POLES~~	~~Vendor~~	~~DELETE~~	~~Apr-11~~	
TSE-5	T	Approval	STE/Civil	Calculation	25542-002-V1A-EZ00-000##	FOUNDATION CALC - 115 KV OVERHEAD TRANSMISSION LINE POLES	Vendor		#####	
TSE-5	T	Approval	STE/Civil	Calculation	25542-002-V1A-EZ00-000##	LOADING TREE CALCULATION OVERHEAD TRANSMISSION LINE POLES	Vendor		#####	
TSE-5	T	Approval	STE/Civil	Drawing	25542-002-V1A-EZ00-000##	OVERHEAD TRANSMISSION LINE PLAN AND PROFILE	Vendor		#####	
TSE-5	T	Approval	STE/Civil	Drawing	25542-002-V1A-EZ00-000##	OVERHEAD TRANSMISSION LINE STRINGING CHART	Vendor		#####	
TSE-5	T	Approval	STE/Civil	Drawing	25542-002-V1A-EZ00-000##	FOUNDATIONS OVERHEAD TRANSMISSION LINE POLES	Vendor		#####	
TSE-5	T	Approval	STE/Civil	Drawing	25542-002-V1A-EZ00-000##	LOADING TREE DIAGRAM FOR OVERHEAD TRANSMISSION LINE POLES	Vendor		#####	
TSE-5	T	Approval	STE/Elect.	Drawing	25542-002-V1A-EZ00-000##	OVERHEAD TRANSMISSION LINE CONDUCTOR & SHIELD WIRE PLAN	Vendor		#####	
TSE-5	T	Approval	STE/Elect.	Drawing	25542-002-V1A-EZ00-000##	YARD GENERAL ARRANGEMENT	Vendor		#####	
TSE-5	T	Approval	STE/Elect.	Drawing	25542-002-V1A-EZ00-000##	YARD SECTIONS AND DETAILS	Vendor		#####	
TSE-5	T	Approval	STE/Civil	Calculation	25542-003-V1A-EZ00-000##	FOUNDATION CALC - 115 KV OVERHEAD TRANSMISSION LINE POLES	Vendor		#####	
TSE-5	T	Approval	STE/Civil	Calculation	25542-003-V1A-EZ00-000##	LOADING TREE CALCULATION OVERHEAD TRANSMISSION LINE	Vendor		#####	
TSE-5	T	Approval	STE/Civil	Drawing	25542-003-V1A-EZ00-000##	OVERHEAD TRANSMISSION LINE PLAN AND PROFILE	Vendor		#####	
TSE-5	T	Approval	STE/Civil	Drawing	25542-003-V1A-EZ00-000##	OVERHEAD TRANSMISSION LINE STRINGING CHART	Vendor		#####	
TSE-5	T	Approval	STE/Civil	Drawing	25542-003-V1A-EZ00-000##	FOUNDATIONS OVERHEAD TRANSMISSION LINE POLES	Vendor		#####	
TSE-5	T	Approval	STE/Civil	Drawing	25542-003-V1A-EZ00-000##	LOADING TREE DIAGRAMS FOR OVERHEAD TRANSMISSION LINE	Vendor		#####	
TSE-5	T	Approval	STE/Elect.	Drawing	25542-003-V1A-EZ00-000##	OVERHEAD TRANSMISSION LINE CONDUCTOR & SHIELD WIRE PLAN	Vendor		#####	
TSE-5	T	Approval	STE/Elect.	Drawing	25542-003-V1A-EZ00-000##	YARD GENERAL ARRANGEMENT	Vendor		#####	
TSE-5	T	Approval	STE/Elect.	Drawing	25542-003-V1A-EZ00-000##	YARD SECTIONS AND DETAILS	Vendor		#####	
TSE-2	NA	Approval	STE/Civil	Resume	25542-000-V1A-EWZ0-000##	Responsible Design Engineer for transmission structures Resume and Registration	Vendor		#####	Y
TSE-2	NA	Approval	STE/Elect.	Resume	25542-000-V1A-EWZ0-000##	Responsible Electrical Engineer Resume and Registration	Vendor		#####	Y
TSE-2	NA	Approval	STE/Elect.	Resume	25542-000-V1A-EZ00-000##	Responsible Design Engineer for transmission structures Resume and Registration	Vendor		#####	Y
TSE-2	NA	Approval	Electrical	Resume	25542-000-V1A-EZ00-000##	Responsible Electrical Engineer Resume and Registration	Vendor		#####	Y
TSE-5	T	Approval	STE/Elect.	Calculation	25542-000-V1A-EWZ0-000##	UNDERGROUND TRANSMISSION LINE AMPACITY CALCULATION	Vendor		#####	
TSE-5	T	Approval	STE/Elect.	Document	25542-000-V1A-EWZ0-000##	DESIGN CRITERIA FOR UNDERGROUND TRANSMISSION LINE	Vendor		#####	
TSE-5	T	Approval	STE/Elect.	Document	25542-000-V1A-EWZ0-000##	DESIGN CRITERIA FOR OVERHEAD TRANSMISSION LINE	Vendor		#####	
STRUC-1	G	Approval	Civil	Drawing	25542-000-C0-0090-00001	CIVIL/STRUCTURAL STANDARDS - SITE WORK SHEET 1 GENERAL NOTES &	Bechtel		10 A	Y
STRUC-1	G	Approval	Civil	Drawing	25542-000-C0-0090-00002	CIVIL/STRUCTURAL STANDARDS - EROSION & SEDIMENT CONTROL SHEET 2	Bechtel		10 A	Y
STRUC-1	G	Approval	Civil	Drawing	25542-000-C0-0090-00003	CIVIL/STRUCTURAL STANDARDS - SITE WORK SHEET 3 TYPICAL FENCING	Bechtel		10 A	Y
STRUC-1	G	Approval	Civil	Drawing	25542-000-C0-0090-00004	CIVIL/STRUCTURAL STANDARDS - SITE WORK SHEET 4 TYPICAL GRADING &	Bechtel		10 A	Y
STRUC-1	G	Approval	Civil	Drawing	25542-000-D0-0090-00001	CIVIL/STRUCTURAL STANDARDS - CONCRETE SHEET 1 GENERAL NOTES &	Bechtel		10 A	Y
STRUC-1	G	Approval	Civil	Drawing	25542-000-D0-0090-00002	CIVIL/STRUCTURAL STANDARDS - CONCRETE SHEET 2 TYPICAL SECTIONS AND	Bechtel		10 A	Y
STRUC-1	G	Approval	Civil	Drawing	25542-000-D0-0090-00003	CIVIL/STRUCTURAL STANDARDS - CONCRETE SHEET 3 TYPICAL SECTIONS AND	Bechtel		10 A	Y
STRUC-1	G	Approval	Civil	Drawing	25542-000-D0-0090-00004	CIVIL/STRUCTURAL STANDARDS - CONCRETE SHEET 4 TYPICAL SECTIONS AND	Bechtel		10 A	Y

Certification	GEN-2 Tbl. 2 (G)	Reason -	Discipline	t Type	Document Number	Title	Vendor/	Remarks	cast	Approved
STRUC-1	NA	Approval	Civil	Drawing	25542-000-S0-0000-00001	STATEMENT OF SPECIAL INSTRUCTION	Bechtel			Y
STRUC-2	NA	Approval	Civil	Drawing	25542-000-S0-0000-00002	STATEMENT OF STRUCTURAL OBSERVATION	Bechtel			Y
STRUC-1	G	Approval	Civil	Drawing	25542-000-S0-0090-00001	CIVIL/STRUCTURAL STANDARDS - STRUCTURAL STEEL SHEET 1 GENERAL	Bechtel		10 A	Y
STRUC-1	G	Approval	Civil	Drawing	25542-000-S0-0090-00002	CIVIL/STRUCTURAL STANDARDS - STRUCTURAL STEEL SHEET 2 TYPICAL	Bechtel		10 A	Y
STRUC-1	G	Approval	Civil	Drawing	25542-000-S0-0090-00003	CIVIL/STRUCTURAL STANDARDS - STRUCTURAL STEEL SHEET 3 TYPICAL	Bechtel		10 A	Y
STRUC-1	G	Approval	Civil	Drawing	25542-000-S0-0090-00004	CIVIL/STRUCTURAL STANDARDS - STRUCTURAL STEEL SHEET 4 TYPICAL	Bechtel		10 A	Y
STRUC-1	G	Approval	Civil	Drawing	25542-000-S0-0090-00005	CIVIL/STRUCTURAL STANDARDS - STRUCTURAL STEEL SHEET 5 TYPICAL	Bechtel	ACC	10 A	Y
STRUC-1	G	Approval	Civil	Drawing	25542-000-S0-0090-00006	CIVIL/STRUCTURAL STANDARDS - STRUCTURAL STEEL SHEET 6 TYPICAL	Bechtel	STG	10 A	Y
STRUC-1	G	Approval	Civil	Drawing	25542-000-S0-0090-00007	CIVIL/STRUCTURAL STANDARDS - STRUCTURAL STEEL SHEET 7 TYPICAL	Bechtel	ACC	10 A	Y
STRUC-1	G	Approval	Civil	Drawing	25542-000-S0-0090-00008	CIVIL/STRUCTURAL STANDARDS - STRUCTURAL STEEL SHEET 8 ERECTION &	Bechtel	STG	10 A	Y
STRUC-1	NA	Approval	Civil	Document	25542----	STATEMENT OF SPECIAL INSPECTIONS - BECHTEL CIVIL/STRUCTURAL WORK	Bechtel		Dec-	
STRUC-1	NA	Approval	Civil	Drawing	25542-000-C0-0090-00001	SITE WORK SHEET 1 - NOTES, LEGEND AND DETAILS	Bechtel			Y
STRUC-1		Approval	Civil	Drawing	25542-000-C0-0090-00002	SITE WORK SHEET 2 EROSION AND SEIMENT CONTROL SECTIONS AND DETAILS	Bechtel			Y
STRUC-1	NA	Approval	Civil	Drawing	25542-000-C0-0090-00003	SITE WORK SHEET 3 - TYPICAL FENCING SECTIONS AND DETAILS	Bechtel			Y
STRUC-1	NA	Approval	Civil	Drawing	25542-000-C0-0090-00004	SITE WORK SHEET 4 - TYPICAL GRADING AND SURFACING DETAILS	Bechtel			Y
CIVIL-1	NA	Approval	Civil	Drawing	25542-000-C0-0090-00005	SITE WORK SHEET 5 - TYPICAL GRADING AND SURFACING DETAILS	Bechtel			Y
STRUC-1	NA	Approval	Civil	Drawing	25542-000-C0-0090-00006	SITE WORK SHEET 6 - TYPICAL FENCING SECTIONS AND DETAILS	Bechtel			Y
S&W-1 / CIVIL-1	NA	Approval	Civil	Drawing	25542-000-C2-0000-00001	SITE PLAN	Bechtel		10 A	Y
S&W-1 / CIVIL-1	NA	Approval	Civil	Drawing	25542-000-C2-0000-00002	VICINITY PLAN	Bechtel		10 A	Y
S&W-1 / CIVIL-1	NA	Approval	Civil	Drawing	25542-000-C2-0000-00003	TOPOGRAPHY PLAN	Bechtel		10 A	Y
CIVIL-1	NA	Approval	Civil	Drawing	25542-000-C2-0010-00001	UNITS 1, 2 COMMON FENCE PLAN	Bechtel			Y
CIVIL-1		Approval	Civil	Drawing	25542-000-C2-0010-00006	PIGGING STATION FENCE UNITS 1,2,3 COMMON AREA	Bechtel			Y
CIVIL-1		Approval	Civil	Drawing	25542-003-C2-0010-00001	CONSTRUCTION FACILITIES LAYOUT ARRANGEMENT UNIT 3 POWER BLOCK	Bechtel			Y
S&W-1 / CIVIL-1	NA	Approval	Civil	Drawing	25542-009-C2-0010-00002	Common Area Construction Facilities Plan	Bechtel		10 A	Y
STRUC-1	NA	Approval	Civil	Drawing	25542-009-C2-0010-00003	CONSTRUCTION FACILITIES COMMON OFFICE AREA LAYOUT	Bechtel			Y
STRUC-1	NA	Approval	Civil	Drawing	25542-009-C2-0010-00005	CONSTRUCTION FACILITIES COMMON OFFICE AREA LAYOUT	Bechtel			Y
STRUC-1	NA	Approval	Civil	Drawing	25542-009-C2-0010-00006	CONSTRUCTION FACILITIES HAB AREA LAYOUT	Bechtel			Y
STRUC-1	NA	Approval	Civil	Drawing	25542-009-C2-0090-00001	CONSTRUCTION FACILITIES COMMON OFFICE AREA SECTIONS AND DETAILS	Bechtel			Y
S&W-1 / CIVIL-1	NA	Approval	Civil	Drawing	25542-000-C2-0010-00003	Power Block Construction Facilities Plan	Bechtel		10 A	Y
S&W-1 / CIVIL-1	NA	Approval	Civil	Drawing	25542-000-CD-0000-00001	Hydrology Map Pre-Development	Bechtel		10 A	Y
S&W-1 / CIVIL-1	NA	Approval	Civil	Drawing	25542-000-CD-0000-00002	Hydrology Map Post-Development	Bechtel		10 A	Y
CIVIL-1	NA	Approval	Civil	Drawing	25542-000-CD-0090-00001	UNIT 1 AND COMMON PLANT ROAD CROSS DRAINS PLANS, SECTIONS AND	Bechtel			Y
CIVIL-1	NA	Approval	Civil	Drawing	25542-000-CD-0090-00002	STORM DRAINAGE SECTIONS AND DETAILS	Bechtel			Y
CIVIL-1	NA	Approval	Civil	Drawing	25542-000-CD-0090-00003	UNIT 2 PLANT ROAD CROSS DRAINS PLANS, SECTIONS AND TABLES	Bechtel			Y
S&W-1 / CIVIL-1	NA	Approval	Civil	Drawing	25542-001-CD-0000-00001	Hydrology Map Post-Development Power Block	Bechtel		10 A	Y
CIVIL-1	NA	Approval	Civil	Drawing	25542-002-CD-0000-00001	IVANPAH 2 HYDROLOGY PLAN - POST DEVELOPMENT	Bechtel			Y
CIVIL-1	NA	Approval	Civil	Drawing	25542-002-CD-0000-00002	IVANPAH 2 POWER BLOCK HYDROLOGY PLAN - POST DEVELOPMENT	Bechtel			Y
CIVIL-1	NA	Approval	Civil	Drawing	25542-003-CD-0000-00001	IVANPAH 3 HYDROLOGY PLAN - POST DEVELOPMENT	Bechtel			Y
CIVIL-1	NA	Approval	Civil	Drawing	25542-003-CD-0000-00002	IVANPAH 3 POWER BLOCK HYDROLOGY PLAN - POST DEVELOPMENT	Bechtel			Y
CIVIL-1	NA	Approval	Civil	Drawing	25542-009-CD-0000-00001	IVANPAH COMMON AREA - ADMINISTRATION BUILDING / WELL HYDROLOGY	Bechtel			Y
S&W-1 / CIVIL-1	NA	Approval	Civil	Drawing	25542-000-C2-0010-00001	FENCING PLAN -SHEET 1	Bechtel		10 A	Y
S&W-1 / CIVIL-1	NA	Approval	Civil	Drawing	25542-000-C2-0010-00002	FENCING PLAN - SHEET 2	Bechtel		10 A	Y
S&W-1 / CIVIL-1	NA	Approval	Civil	Drawing	25542-001-C2-0010-00001	CONSTRUCTION FACILITIES LAYOUT ARRANGEMENT UNIT 1 POWER BLOCK	Bechtel			Y
S&W-1 / CIVIL-1	NA	Approval	Civil	Drawing	25542-001-C2-0011-00001	IVANPAH 1 PLAN - DISTURBANCE AREA	Bechtel			Y
S&W-1 / CIVIL-1	NA	Approval	Civil	Drawing	25542-009-C2-0011-00001	COMMON AREA PLAN - DISTURBANCE AREAS	Bechtel			Y
S&W-1 / CIVIL-1	NA	Approval	Civil	Drawing	25542-000-CE-0010-00001	EROSION AND SEDIMENT CONTROL	Bechtel		10 A	Y
CIVIL-1	NA	Approval	Civil	Drawing	25542-002-CE-0010-00001	IVANPAH 2 - EROSION AND SEDIMENT CONTROL PLAN	Bechtel			Y
CIVIL-1	NA	Approval	Civil	Drawing	25542-000-CG-0090-00001	GRADING AND SURFACING DETAILS FOR EPHEMERAL WASH CROSSING	Bechtel			Y
CIVIL-1	NA	Approval	Civil	Drawing	25542-000-CG-0090-00002	POWER BLOCK ROUGH GRADING SECTIONS	Bechtel			Y
S&W-1 / CIVIL-1	NA	Approval	Civil	Drawing	25542-001-CG-0010-00001	POWER BLOCK 1 - ROUGH GRADING & DRAINAGE PLAN	Bechtel		10 A	Y
CIVIL-1	NA	Approval	Civil	Drawing	25542-001-CG-0011-00001	WASH CROSSINGS AT DEPTHS GREATER THAN 3'-0" AT ROAD/PATH	Bechtel			Y
CIVIL-1	NA	Approval	Civil	Drawing	25542-001-CG-0011-00002	WASH CROSSING AT DEPTHS OF 2'-0" TO 3'-0" AT ROAD/PATH INTERSECTIONS	Bechtel			Y
S&W-1 / CIVIL-1	NA	Approval	Civil	Drawing	25542-001-CG-0090-00001	POWER BLOCK 1 - ROUGH GRADING & DRAINAGE PROFILE & SECTIONS	Bechtel		10 A	Y
S&W-1 / CIVIL-1	NA	Approval	Civil	Drawing	25542-002-CG-0010-00001	POWER BLOCK 2 - ROUGH GRADING & DRAINAGE PLAN	Bechtel		#####	Y
S&W-1 / CIVIL-1	NA	Approval	Civil	Drawing	25542-002-CG-0090-00001	POWER BLOCK 2 - ROUGH GRADING & DRAINAGE PROFILE & SECTIONS	Bechtel		#####	Y
CIVIL-1	NA	Approval	Civil	Drawing	25542-002-CG-0011-00001	IVANPAH 2 - WASH CROSSINGS AT DEPTHS GREATER THAN 3'0" AT	Bechtel			Y
CIVIL-1	NA	Approval	Civil	Drawing	25542-002-CG-0011-00002	IVANPAH 2 - WASH CROSSINGS AT DEPTHS OF 2'0" TO 3'0" AT ROADWAY/PATH	Bechtel			Y
CIVIL-1	NA	Approval	Civil	Drawing	25542-002-CG-0011-00003	IVANPAH 2 - WASH CROSSINGS AT DEPTHS OF 1'0" TO 2'0" AT ROADWAY/PATH	Bechtel			Y
CIVIL-1	NA	Approval	Civil	Drawing	25542-002-CG-0011-00004	IVANPAH 2 - WASH CROSSINGS AT DEPTHS OF 1'0" TO 2'0" - LOCATION TABLES	Bechtel			Y
S&W-1 / CIVIL-1	NA	Approval	Civil	Drawing	25542-003-CG-0010-00001	POWER BLOCK 3 - ROUGH GRADING & DRAINAGE PLAN	Bechtel		#####	
S&W-1 / CIVIL-1	NA	Approval	Civil	Drawing	25542-003-CG-0090-00001	POWER BLOCK 3 - ROUGH GRADING & DRAINAGE PROFILE & SECTIONS	Bechtel		#####	
S&W-1 / CIVIL-1	NA	Approval	Civil	Drawing	25542-009-CG-0010-00001	COMMON AREA - ROUGH GRADING PLAN	Bechtel		10 A	Y
CIVIL-1	NA	Approval	Civil	Drawing	25542-009-CG-0010-00002	IIVANPAH COMMON AREA ADMINISTRATION BUILDING AND WELLS ROUGH	Bechtel			Y
CIVIL-1		Approval	Civil	Drawing	25542-009-CG-0010-00003	COMMON AREA HELIOSTAT BUILDING AND LAYDOWN AREA ROUGH GRADING	Bechtel			Y
CIVIL-1		Approval	Civil	Drawing	25542-009-CG-0010-00004	IVANPAH COMMON AREA LADWPBOX CULVERTS AND CHANNEL GRADING PLAN	Bechtel			Y
CIVIL-1		Approval	Civil	Drawing	25542-009-CG-0012-00001	GALS LINE TIE AREA GRADING OLAN	Bechtel			Y
S&W-1 / CIVIL-1	NA	Approval	Civil	Drawing	25542-009-CG-0090-00001	COMMON AREA - ROUGH GRADING & DRAINAGE PROFILE & SECTIONS	Bechtel		10 A	Y
CIVIL-1	NA	Approval	Civil	Drawing	25542-009-CG-0090-00002	ADMINISTRATION BUILDING AND WELL AREA - ROUGH GRADING SECTIONS AND	Bechtel			Y
S&W-1 / CIVIL-1	NA	Approval	Civil	Drawing	25542-009-CG-0011-00001	EPHEMERAL WASH CROSSINGS	Bechtel		10 A	
S&W-1 / CIVIL-1	NA	Approval	Civil	Drawing	25542-001-CS-0010-00001	POWER BLOCK 1 - FINISH GRADING & PAVING PLAN	Bechtel		10 A	Y
S&W-1 / CIVIL-1		Approval	Civil	Drawing	25542-001-CS-0011-00001	IVANPAH 1 DIRT ROAD AND DIRT PATH PLAN	Bechtel			Y
S&W-1 / CIVIL-1	NA	Approval	Civil	Drawing	25542-002-CS-0010-00001	POWER BLOCK 2 - FINISH GRADING & PAVING PLAN	Bechtel		10 A	Y
CIVIL-1	NA	Approval	Civil	Drawing	25542-002-CS-0011-00001	IINANPAH 2 - DIRT ROAD AND HELIOSTAT MAINTENANCE PATH PLAN	Bechtel			Y
S&W-1 / CIVIL-1	NA	Approval	Civil	Drawing	25542-003-CS-0010-00001	POWER BLOCK 3 - FINISH GRADING & PAVING PLAN	Bechtel		10 A	
S&W-1 / CIVIL-1	NA	Approval	Civil	Drawing	25542-009-CS-0010-00001	COMMON AREA - FINISH GRADING PLAN	Bechtel		10 A	
S&W-1 / CIVIL-1	NA	Approval	Civil	Drawing	25542-009-CS-8110-00001	COMMON AREA ADA ACCESS RAMP TO ADMIN BLDG PLAN	Bechtel			Y
S&W-1 / CIVIL-1	NA	Approval	Civil	Drawing	25542-009-CS-8110-00002	COMMON AREA ADA ACCESS RAMP TO ADMIN BLDG SECTIONS AND DETAILS	Bechtel			Y
S&W-1 / CIVIL-1	NA	Approval	Civil	Drawing	25542-000-CS-0010-00001	ROADWAY GRADING & PAVING PLAN - SHEET 1	Bechtel		10 A	Y
S&W-1 / CIVIL-1	NA	Approval	Civil	Drawing	25542-000-CS-0010-00002	ROADWAY GRADING & PAVING PLAN - SHEET 2	Bechtel		10 A	Y
S&W-1 / CIVIL-1	NA	Approval	Civil	Drawing	25542-000-CS-0010-00003	ROADWAY GRADING & PAVING PLAN - SHEET 3	Bechtel		10 A	Y
S&W-1 / CIVIL-1	NA	Approval	Civil	Drawing	25542-000-CS-0010-00004	ROADWAY GRADING & PAVING PLAN - SHEET 4	Bechtel		10 A	Y
S&W-1 / CIVIL-1	NA	Approval	Civil	Drawing	25542-000-CS-0010-00005	ROADWAY GRADING & PAVING PLAN - SHEET 5	Bechtel		10 A	Y
S&W-1 / CIVIL-1	NA	Approval	Civil	Drawing	25542-000-CS-0010-00006	ROADWAY GRADING & PAVING PLAN - SHEET 6	Bechtel		10 A	Y
S&W-1 / CIVIL-1	NA	Approval	Civil	Drawing	25542-000-CS-0010-00007	ROADWAY GRADING & PAVING PLAN - SHEET 7	Bechtel		10 A	Y
S&W-1 / CIVIL-1	NA	Approval	Civil	Drawing	25542-000-CS-0010-00008	ROADWAY GRADING & PAVING PLAN - SHEET 8	Bechtel		10 A	Y
S&W-1 / CIVIL-1	NA	Approval	Civil	Drawing	25542-000-CS-0010-00009	ROADWAY GRADING & PAVING PLAN - SHEET 9	Bechtel		10 A	Y
S&W-1 / CIVIL-1	NA	Approval	Civil	Drawing	25542-000-CS-0010-00010	ROADWAY GRADING & PAVING PLAN - SHEET 10	Bechtel		#####	Y
S&W-1 / CIVIL-1	NA	Approval	Civil	Drawing	25542-000-CS-0010-00011	ROADWAY GRADING & PAVING PLAN - SHEET 11	Bechtel		#####	
S&W-1 / CIVIL-1	NA	Approval	Civil	Drawing	25542-000-CS-0010-00012	ROADWAY GRADING & PAVING PLAN - SHEET 12	Bechtel		10 A	Y
S&W-1 / CIVIL-1	NA	Approval	Civil	Drawing	25542-000-CS-0010-00013	ROADWAY GRADING & PAVING PLAN - SHEET 13	Bechtel		#####	Y
CIVIL-1	NA	Approval	Civil	Drawing	25542-000-CS-0010-00014	ROADWAY GRADING AND PAVING PLAN STA 20+87 TO 40+53 SHEET 14	Bechtel			Y
CIVIL-1	NA	Approval	Civil	Drawing	25542-000-CS-0010-00015	ROADWAY GRADING AND PAVING PLAN STA 40+53 TO 60+20 SHEET 15	Bechtel			Y
CIVIL-1	NA	Approval	Civil	Drawing	25542-000-CS-0010-00016	ROADWAY GRADING AND PAVING PLAN STA 60+20 TO 79+98 SHEET 16	Bechtel			Y
CIVIL-1	NA	Approval	Civil	Drawing	25542-000-CS-0010-00017	ROADWAY GRADING AND PAVING PLAN STA 79+98 TO 99+94 SHEET 17	Bechtel			Y
CIVIL-1		Approval	Civil	Drawing	25542-000-CS-0090-00005	UNIT 1 ROAD PROFILE	Bechtel			Y
CIVIL-1		Approval	Civil	Drawing	25542-000-CS-0090-00006	UNIT 1 ROAD ALIGNMENT	Bechtel			Y
CIVIL-1	NA	Approval	Civil	Drawing	25542-000-CS-0090-00007	SWITCHYARD PROFILE AND ALIGNMENT	Bechtel			Y
CIVIL-1	NA	Approval	Civil	Drawing	25542-000-CS-0090-00008	UNIT 2 ROAD PROFILE AND ALIGNMENT	Bechtel			Y
CIVIL-1	NA	Approval	Civil	Drawing	25542-000-CS-0090-00009	UNIT 3 ROAD PROFILE SHEET 1	Bechtel			Y
CIVIL-1	NA	Approval	Civil	Drawing	25542-000-CS-0090-00010	UNIT 3 ROAD PROFILE AND ALIGNMENT SHEET 2	Bechtel			Y

Certification	GEN-2 Tbl. 2 (G)	Reason -	Discipline	t Type	Document Number	Title	Vendor/	Remarks	cast	Approved
STRUC-1	NA	Approval	Civil	Drawing	25542-000-D0-0090-00001	CONCRETE SHEET 1 GENERAL NOTES AND LEGEND	Bechtel			Y
STRUC-1	NA	Approval	Civil	Drawing	25542-000-D0-0090-00002	CONCRETE SHEET 2 TYPICAL SECTIONS AND DETAILS	Bechtel			Y
STRUC-1	NA	Approval	Civil	Drawing	25542-000-D0-0090-00003	CONCRETE SHEET 3 TYPICAL SECTIONS AND DETAILS	Bechtel			Y
STRUC-1	NA	Approval	Civil	Drawing	25542-000-D0-0090-00004	CONCRETE SHEET4 TYPICAL SECTIONS AND DETAILS	Bechtel			Y
STRUC-2	NA	Approval	Civil	Drawing	25542-000-DA-3210-00001	STATION SERVICE TRANSFORMER PRECAST WALL PLAN, SECTIONS AND	Bechtel			Y
STRUC-1		Approval	Civil	Drawing	25542-000-DA-3310-00001	TRANSFORMER AND AUXILIARY TRANSFORMER PRECAST WALL PLAN UNITS	Bechtel			Y
STRUC-1		Approval	Civil	Drawing	25542-000-DA-3310-00002	TRANSFORMER AND AUXILIARY TRANSFORMER PRECAST WALL - ELEVATIONS	Bechtel			Y
STRUC-1	NA	Approval	Civil	Drawing	25542-000-DA-3310-00003	GSU TRANSFORMER AND AUX TRANSFORMER FDN PRECAST WALL SECTIONS	Bechtel			Y
STRUC-1	NA	Approval	Civil	Drawing	25542-009-DA-9010-00001	COMMON AREA HELIOSTAT ASSEMBLY AND PAD BONDING MACHINE BUILDING	Bechtel			Y
STRUC-1	NA	Approval	Civil	Drawing	25542-009-DA-9010-00002	COMMON AREA HELIOSTAT ASSEMBLY AND PAD BONDING MACHINE BUILDING	Bechtel			Y
STRUC-1	NA	Approval	Civil	Drawing	25542-009-DA-9010-00003	Common Area HAB Precast Block Plan and Sections	Bechtel			Y
STRUC-1	G	Approval	Civil	Drawing	25542-000-DB-0100-00001	POWER BLOCK SUMP PLAN & SECTIONS	Bechtel		#####	
STRUC-1	G	Approval	Civil	Drawing	25542-000-DB-0410-00001	Steam Turbine Platform FOUNDATION PLAN	Bechtel		Jun-11	
STRUC-1	G	Approval	Civil	Drawing	25542-000-DB-0490-00001	Steam Turbine Platform FOUNDATION SECTIONS & DETAILS	Bechtel		Jun-11	
STRUC-1	G	Approval	Civil	Drawing	25542-000-DB-1110-00001	IVANPAH 1, 2, AND 3 SOLAR TOWER FOUNDATION PLAN, SECTION AND DETAILS	Bechtel		Dec-	Y
STRUC-1	G	Approval	Civil	Drawing	25542-000-DB-1120-00001	Solar TOWER ELEVATED SLAB PLANS	Bechtel		Jun-11	
STRUC-1	G	Approval	Civil	Drawing	25542-000-DB-1190-00001	IVANPAH 1, 2, AND 3 SOLAR TOWER FOUNDATION DETAILS AND SECTIONS	Bechtel		Dec-	Y
STRUC-1	G	Approval	Civil	Drawing	25542-000-DB-1110-00001	Solar TOWER FOUNDATION REINFORCING PLAN	Bechtel		Dec-	Y
STRUC-1	G	Approval	Civil	Drawing	25542-000-DB-1190-00001	Solar TOWER FOUNDATION REINFORCING SECTIONS & DETAILS	Bechtel		Dec-	Y
STRUC-1	G	Approval	Civil	Drawing	25542-000-DB-1410-00001	POWER BLOCK AREA SUMP PLAN AND SECTIONS	Bechtel			Y
STRUC-1		Approval	Civil	Drawing	25542-000-DB-1410-00002	EDT IDT PIT AND FOUNDATION PLAN	Bechtel			Y
STRUC-1		Approval	Civil	Drawing	25542-000-DB-1410-00003	ED ID PUMP FOUNDATION PLAN AND SECTION	Bechtel			Y
STRUC-1		Approval	Civil	Drawing	25542-000-DB-1410-00004	EDT IDT TANK FOUNDATION LAN AND SECTION	Bechtel			Y
STRUC-1		Approval	Civil	Drawing	25542-000-DB-1410-00005	SUPPORTSAND DUCT DRAIN FOUNDATION PLAN REINFORCING SECTION AND	Bechtel			Y
STRUC-1		Approval	Civil	Drawing	25542-000-DG-1490-00001	EDT IDT REINFORCING SECTION AND DETAILS	Bechtel			Y
STRUC-1		Approval	Civil	Calculation	25542-000-DBC-1410-00002	DESIGN OF EDT IDT PIT	Bechtel			Y
STRUC-1		Approval	Civil	Calculation	25542-000-DBC-1910-00001	DESIGN OF AUXILIARY BOILER SUMP	Bechtel			Y
STRUC-1		Approval	Civil	Calculation	25542-000-DBC-1910-00002	DESIGN OF FOUNDATION OF AUXILIARY BOILER	Bechtel			Y
STRUC-1		Approval	Civil	Calculation	25542-000-DBC-1910-00003	DESIGN OF BOILER CIRCULAR PUMP UPS ELECTRICAL EQUIPMENT MODULE	Bechtel			Y
STRUC-1		Approval	Civil	Calculation	25542-000-DBC-1910-00004	DESIGN OF AUXILIARY BOILER PIPE RACK FOUNDATION	Bechtel			Y
STRUC-1	G	Approval	Civil	Drawing	25542-000-DB-1910-00001	AUXILIARY BOILER SUMP PLANS, SECTIONS AND DETAILS	Bechtel		Jun-11	Y
STRUC-1		Approval	Civil	Drawing	25542-000-DB-1910-00002	AUXILIARY BOILER FOUNDATION PLAN	Bechtel			Y
STRUC-1		Approval	Civil	Drawing	25542-000-DB-1910-00003	BOILER CIRC WATER PUMP UPS BATTERY MODULE FOUNDATION PLAN AND	Bechtel			Y
STRUC-1		Approval	Civil	Drawing	25542-000-DB-1910-00004	AUXILIARY BOILER PIPERACK FOUNDATION PLAN, SECTIONS AND DETAILS	Bechtel			Y
STRUC-1		Approval	Civil	Drawing	25542-000-DB-1910-00005	IVANPAH UNITS 1,2,3 BCP UPS BATTERY MODULE HVAC FOUNDATION PLANS				Y
STRUC-1	G	Approval	Civil	Drawing	25542-000-DB-1990-00001	AUXILIARY BOILER FOUNDATION SECTIONS & DETAILS	Bechtel		Jun-11	Y
STRUC-1		Approval	Civil	Drawing	25542-000-DB-1990-00002	AUXILIARY BOILER FOUNDATION DETAILS AND SECTIONS	Bechtel			Y
STRUC-1		Approval	Civil	Drawing	25542-000-DG-1990-00001	AUXILIARY BOILER FOUNDATION SECTIONS, ELEVATION AND DETAIL	Bechtel			Y
STRUC-1		Approval	Civil	Drawing	25542-000-DB-2210-00002	HEATER BAY FOUNDATION PLAN, SECTION AND DETAILS	Bechtel			Y
STRUC-1		Approval	Civil	Drawing	25542-000-DB-2210-00003	STG ELECTRICAL EQUIPMENT MODULE FOUNDATION PLAN, SECTION AND	Bechtel			Y
STRUC-1		Approval	Civil	Drawing	25542-000-DB-2210-00004	IVANPAH UNITS 1 AND 2 MV, VFD ELECTRICAL EQUIPMENT MODULE	Bechtel			Y
STRUC-1	G	Approval	Civil	Drawing	25542-001-DB-2410-00001	STEAM TURBINE FOUNDATION PLAN	Bechtel		10 A	Y
STRUC-1	G	Approval	Civil	Drawing	25542-000-DB-2510-00001	DESIGN OF SUPPORT PADS FOR CRANE OUTRIGGERS	Bechtel			Y
STRUC-1		Approval	Civil	Calculation	25542-000-DBC-2210-00003	DESGIN OF STG ELECTRICAL EQUIPMENT MODULE FOUNDATION FOR UNIT 1, 2,	Bechtel			Y
STRUC-1		Approval	Civil	Calculation	25542-000-DBC-2210-00004	DESIGN OF VFD ELECTRICAL EQUIPMENT MODULE FOUNDATION	Bechtel			Y
STRUC-1		Approval	Civil	Calculation	25542-000-DBC-2210-00005	DESIGN OF FEEDWATER HEATER REMOVAL FOUNDATION	Bechtel			Y
STRUC-1		Approval	Civil	Calculation	25542-000-DBC-2210-00006	DESIGN OF FIRE HOSE HOUSE FOUNDATION	Bechtel			Y
STRUC-1		Approval	Civil	Calculation	25542-000-DBC-2210-00007	DESIGN OF UPS EEM HVAC FOUNDATION	Bechtel			Y
STRUC-1		Approval	Civil	Calculation	25542-000-DBC-2210-00013	DESIGN OF FOUNDATION FOR ACC BASKET AREA AND STG AREA ENCLOSURE	Bechtel			Y
STRUC-1		Approval	Civil	Calculation	25542-000-DBC-3310-00001	DESIGN OF FOUNDATION FOR MAIN AND AUX TRANSFORMER	Bechtel			Y
STRUC-1		Approval	Civil	Calculation	25542-000-DBC-3310-00002	DESIGN OF TRANSFORMER WING WALL AND FOUNDATION	Bechtel			Y
STRUC-1		Approval	Civil	Drawing	25542-000-DB-3310-00001	GSU TRANSFORMER AND AUX TRANSFORMER PLAN AND SECTIONS	Bechtel			Y
STRUC-1		Approval	Civil	Drawing	25542-000-DB-3310-00002	ISOPHASE BUS DUCT FOUNDATION TYPE F1 PLAN, SECTION AND DETAILS	Bechtel			Y
STRUC-1		Approval	Civil	Drawing	25542-000-DG-3390-00001	GSU TRANSFORMER AND AUX TRANSFORMER PLAN AND SECTIONS	Bechtel			Y
STRUC-1		Approval	Civil	Drawing	25542-000-DG-3390-00002	TRANSFORMER AND AUXILIARY TRANSFORMER FOUNDATION PLAN AND	Bechtel			Y
STRUC-1		Approval	Civil	Drawing	25542-000-DG-3390-00003	GSU TRANSFORMER AND AUXILIARY TRANSFORMER WINGWALL FOUNDATION	Bechtel			Y
STRUC-1		Approval	Civil	Drawing	25542-000-DB-3510-00001	115KV SWITCHYARD CONCRETE FOUNDATION GENERAL ARRANGEMENT PLAN	Bechtel			Y
STRUC-1		Approval	Civil	Calculation	25542-000-DBC-3510-00001	115KV TRANS LINE SUPPORT STRUCTURES - DRILLED PIER FOUNDATION	Bechtel			Y
STRUC-1		Approval	Civil	Calculation	25542-000-DBC-3510-00002	115KV TRANSMISSION LINE - CIRCUIT BREAKER FOUNDATION AND ANCHOR	Bechtel			Y
STRUC-1		Approval	Civil	Calculation	25542-000-DBC-3510-00003	115KV TRANSMISSION LINE - CURRENT TRANSFORMER, VOLTAGE	Bechtel			Y
STRUC-1		Approval	Civil	Drawing	25542-000-DB-3590-00001	115KV SWITCHYARD CONCRETE FOUNDATION TYPE F1	Bechtel			Y
STRUC-1		Approval	Civil	Drawing	25542-000-DB-3590-00002	115KV SWITCHYARD CONCRETE FOUNDATION TYPE F2	Bechtel			Y
STRUC-1		Approval	Civil	Drawing	25542-000-DB-3710-00001	EMERGENCY DIESEL GENERATOR FOUNDATION PLAN AND SECTIONS	Bechtel			Y
STRUC-1		Approval	Civil	Calculation	25542-000-DBC-3710-00001	DESIGN OF FOUNDATIONFOR EMERGENCY DIESEL GENERATOR	Bechtel			Y
STRUC-1	G	Approval	Civil	Drawing	25542-000-DB-2510-00002	SUPPORT PADS FOR CRANE OUTRIGGER	Bechtel			Y
STRUC-1	G	Approval	Civil	Calculation	25542-000-DBC-2510-00001	SUPPORT PADS FOR CRANE OUTRIGGER	Bechtel			Y
STRUC-1		Approval	Civil	Calculation	25542-000-DBC-6910-00001	DESIGN OF FOUNDATION FOR FUEL GAS SEPARATOR SKID	Bechtel			Y
STRUC-1		Approval	Civil	Drawing	25542-000-DB-6910-00001	FUEL GAS SEPARATOR SKID FOUNDATION PLAN, SECTIONS AND DETAILS	Bechtel			Y
STRUC-1	G	Approval	Civil	Calculation	25542-000-DBC-7710-00001	DESIGN OF TANK AREA SUMP	Bechtel			Y
STRUC-1	G	Approval	Civil	Drawing	25542-000-DB-7710-00001	TANK AREA SUMP PLANS SECTIONS AND DETAILS	Bechtel			Y
STRUC-1	G	Approval	Civil	Calculation	25542-000-DBC-7210-00001	DESIGN OF FOUNDATION FOR CONDENSATE POLISHER EQUIPMENTS	Bechtel			Y
STRUC-1	G	Approval	Civil	Calculation	25542-000-DBC-7210-00002	DESIGN OF CONDENSATE PUMP FOUNDATION FOR UNITS 1, 2, AND 3	Bechtel			Y
STRUC-1		Approval	Civil	Drawing	25542-000-DB-7210-00001	AIR COOLED CONDENSER FOUNDATION PLAN	Bechtel			Y
STRUC-1		Approval	Civil	Drawing	25542-000-DB-7210-00002	CONDENSATE POLISHER FOUNDATION PLAN AND SECTION	Bechtel			Y
STRUC-1	G	Approval	Civil	Drawing	25542-000-DB-7210-00004	CONDENSATE PUMP A AND B FOUNDATION PLAN AND SECTIONS	Bechtel			Y
STRUC-1		Approval	Civil	Calculation	25542-000-DBC-7210-00005	DESIGN OF FOUNDATION FOR CONDENSATE COLLECTION TANK FOR UNIT 1, 2,	Bechtel			Y
STRUC-1		Approval	Civil	Drawing	25542-000-DB-7210-00005	CONDENSATE COLLECTION TANK FOUNDATION PLAN AND SECTION FOR UNITS	Bechtel			Y
STRUC-1		Approval	Civil	Calculation	25542-000-DBC-7210-00006	DESIGN OF FOUNDATION FOR AIR COOLED CONDENSER DUCT SUPORTS	Bechtel			Y
STRUC-1		Approval	Civil	Drawing	25542-000-DB-7210-00006	ACC STEAM DUCT SUPPORTS FOUNDATION PLAN	Bechtel			Y
STRUC-1		Approval	Civil	Calculation	25542-000-DBC-7210-00007	DESIGN OF ACC ELECTRICAL EQUIPMENT MODULE FOUNDATION FOR UNIT 1, 2,	Bechtel			Y
STRUC-1		Approval	Civil	Drawing	25542-000-DB-7210-00007	ACC ELECTRICAL EQUIPMENT MODULE FOUNDATION PLAN, SECTION AND	Bechtel			Y
STRUC-1		Approval	Civil	Calculation	25542-000-DBC-7210-00008	DESIGN OF FOUNDATION FOR CONDENSER VACUUM PUMP FOR UNIT 1/2/3	Bechtel			Y
STRUC-1		Approval	Civil	Drawing	25542-000-DB-7210-00008	IVANPAH 1,2 AND 3 CONDENSER VACUUM PUMPS FOUNDATION PLAN AND	Bechtel			Y
STRUC-1		Approval	Civil	Calculation	25542-000-DBC-7210-00009	DESIGN OF SUNSHADE FOUNDATION ACC AREA	Bechtel			Y
STRUC-1		Approval	Civil	Drawing	25542-000-DB-7210-00009	CHEMICAL UNLOADING ACC AREA FOUNDATION PLAN, SECTIONS AND DETAILS	Bechtel			Y
STRUC-1		Approval	Civil	Drawing	25542-000-DB-7210-00010	CLEANING WATER PUMP FOUNDATION PLAN AND SECTION	Bechtel			Y
STRUC-1		Approval	Civil	Drawing	25542-000-DB-7210-00011	NITROGEN BOTTLE RACK AND MANIFOLD FOUNDATION PLAN, SECTIONS AND	Bechtel			Y
STRUC-1		Approval	Civil	Drawing	25542-000-DBC-7210-00011	DESIGN OF FOUNDATION FOR CLEARING WATER PUMP	Bechtel			Y
STRUC-1		Approval	Civil	Drawing	25542-000-DBC-7210-00012	DESIGN OF FOUNDATION FOR NITROGEN MANIFOLD	Bechtel			Y
STRUC-1		Approval	Civil	Calculation	25542-000-DBC-7310-00001	DESIGN OF FOUNDATION FOR CENTRIFUGAL PUMPS	Bechtel			Y
STRUC-1		Approval	Civil	Drawing	25542-000-DB-7310-00001	RAW WATER FORWARDING PUMP FOUNDATION PLAN SECTION AND DETAIL	Bechtel			Y
STRUC-1		Approval	Civil	Drawing	25542-000-DB-7310-00002	MIRROR WASH WATER TRANSFER PUMP FOUNDATION PLAN SECTION AND	Bechtel			Y
STRUC-1		Approval	Civil	Drawing	25542-000-DB-7310-00003	POTABLE/DEMINERALIZED/WASTE WATER PUMP FOUNDATION PLAN SECTION	Bechtel			Y
STRUC-1	G	Approval	Civil	Calculation	25542-000-DBC-7310-00004	DESIGN OF FOUNDATION FOR CLOSED COOLING WATER PUMPS	Bechtel			Y
STRUC-1	G	Approval	Civil	Drawing	25542-000-DB-7310-00004	CLOSED COOLING WATER PUMP FOUNDATION PLAN SECTION AND DETAILS	Bechtel			Y
STRUC-1		Approval	Civil	Calculation	25542-000-DBC-9210-00001	DESIGN OF MISCELLANEOUS PIPE SUPPORT FOUNDATIONS IN WATER	Bechtel			Y
STRUC-1		Approval	Civil	Calculation	25542-000-DBC-9210-00002	DESIGN OF MISCELLANEOUS PIPE SUPPORT FOUNDATIONS IN PIGGING	Bechtel			Y
STRUC-1		Approval	Civil	Calculation	25542-000-DBC-9210-00003	DESIGN OF FOUNDATION FOR MISCELLANEOUS PIPE AND ELECTRICAL	Bechtel			Y
STRUC-1		Approval	Civil	Drawing	25542-000-DBC-9210-00004	AUXILIARY STEAM (SA) SUPPLY SUPPORT FOUNDATION DESIGN	Bechtel			Y
STRUC-1		Approval	Civil	Drawing	25542-000-DBC-9210-00005	AUXILIARY STEAM SUPPLY DRILLED PIER DESIGN	Bechtel			Y

Certification	GEN-2 Tbl. 2 (G)	Reason -	Discipline	t Type	Document Number	Title	Vendor/	Remarks	cast	Approved
STRUC-1		Approval	Civil	Drawing	25542-000-DBC-9210-00006	STEAM BLOW (SX) SUPPORT FOUNDATION DESIGN	Bechtel			Y
STRUC-1		Approval	Civil	Drawing	25542-000-DB-9210-00001	WATER TREATMENT AREA MISC PIPE SUPPORTS FOUNDATION PLAN SECTIONS	Bechtel			Y
STRUC-1		Approval	Civil	Drawing	25542-000-DB-9210-00002	WATER TREATMENT AREA MISC PIPE SUPPORTS FOUNDATION PLAN SECTIONS	Bechtel			Y
STRUC-1		Approval	Civil	Drawing	25542-000-DB-9210-00003	WATER TREATMENT AREA MISC PIPE SUPPORTS FOUNDATION PLAN SECTIONS	Bechtel			Y
STRUC-1		Approval	Civil	Drawing	25542-000-DB-9210-00004	WATER TREATMENT AREA MISC PIPE SUPPORTS FOUNDATION PLAN SECTIONS	Bechtel			Y
STRUC-1		Approval	Civil	Drawing	25542-000-DB-9210-00005	WATER TREATMENT AREA MISC PIPE SUPPORTS FOUNDATION PLAN SECTIONS	Bechtel			Y
STRUC-1		Approval	Civil	Drawing	25542-000-DB-9210-00006	WATER TREATMENT AREA MISC PIPE SUPPORTS FOUNDATION PLAN SECTIONS	Bechtel			Y
STRUC-1		Approval	Civil	Drawing	25542-000-DB-9210-00008	MISCELLANEOUS PIPE SUPPORT (MPS) FG SYSTEMS PLAN, SECTION AND	Bechtel			Y
STRUC-1		Approval	Civil	Drawing	25542-000-DB-9210-00009	ACC AREA MISC PIPE SUPPORTS FOUNDATION PLAN S AND SECTIONS UNITS	Bechtel			Y
STRUC-1		Approval	Civil	Drawing	25542-000-DB-9210-00010	ACC AREA MISC PIPE SUPPORTS FOUNDATION PLAN AND SECTIONS UNITS 1,2,2	Bechtel			Y
STRUC-1		Approval	Civil	Drawing	25542-000-DB-9210-00011	MISC PIPE SUPPORTS FOUNDATION PLAN, SECTIONS AND DETAIL UNITS 1,2,3	Bechtel			Y
STRUC-1		Approval	Civil	Drawing	25542-000-DB-9210-00012	MISC PIPE SUPPORTS (MPS) PLAN, SECTION AND SCHEDULE UNITS 1,2,3	Bechtel			Y
STRUC-1		Approval	Civil	Drawing	25542-000-DB-9210-00013	MISC PIPE SUPPORTS (MPS) PLAN, SECTION AND SCHEDULE UNITS 1,2,3	Bechtel			Y
STRUC-1		Approval	Civil	Drawing	25542-000-DB-9210-00014	MISC PIPE SUPPORT (MPS) FOUNDATION PLAN, SECTION AND SCHEDULE UNITS	Bechtel			Y
STRUC-1		Approval	Civil	Drawing	25542-000-DB-9210-00015	MISC PIPE SUPPORT (MPS) FOUNDATION PLAN, SECTION AND SCHEDULE UNITS	Bechtel			Y
STRUC-1		Approval	Civil	Drawing	25542-000-DB-9210-00016	MISC PIPE SUPPORT (KERN RIVER) FOUNDATION PLAN, SECTION AND	Bechtel			Y
STRUC-1		Approval	Civil	Drawing	25542-000-DB-9210-00017	MISC CABLE TRAY AND INSTRUMENT JB SUPPORT FOUNDATION PLAN, SECTION	Bechtel			Y
STRUC-1		Approval	Civil	Drawing	25542-000-DB-9210-00020	IVANPAH 1,2 AND 3 SA PIPE SUPPORT FOUNDATION PLAN, SECTION AND	Bechtel			Y
STRUC-1		Approval	Civil	Drawing	25542-000-DB-9210-00022	IVANPAH UNITS 1,2 AND 3 ACC AREA BASKET STRAINERS AND STRAINER	Bechtel			Y
STRUC-1		Approval	Civil	Drawing	25542-000-DB-9210-00023	IVANPAH UNITS 1,2 AND 3 STG ENCLOSURE PLATFORMS FOUNDATIONS PLAN	Bechtel			Y
STRUC-1		Approval	Civil	Drawing	25542-000-DB-9210-00024	IVANPAH UNITS 1,2,3 FIRE HOSE HOUSE FOUNDATIONS PLANS AND DETAILS	Bechtel			Y
STRUC-1		Approval	Civil	Drawing	25542-000-DB-9210-00025	SECURITY GATE ELECTRICAL FOUNDATIONS PLANS AND SECTIONS	Bechtel			Y
STRUC-1		Approval	Civil	Drawing	25542-000-DB-9210-00026	MISC PIPE SUPPORT (MPS) PLAN, SECTION AND SCHEDULE	Bechtel			Y
STRUC-1		Approval	Civil	Drawing	25542-009-DB-7510-00002	IVANPAH COMMON AREA FIRE HOSE HOUSE FOUNDATIONS PLANS AND	Bechtel			Y
STRUC-1		Approval	Civil	Drawing	25542-001-DD-2210-00001	IVANPAH 1 LUBE OUL FOUNDATION PLAN EMBEDDED PLATES PLAN AND	Bechtel			Y
STRUC-1	G	Approval	Civil	Drawing	25542-001-DD-2410-00001	STG FOUNDATION PLAN ANCHOR BOLTS AND EMBEDDED PLATES	Bechtel			Y
STRUC-1	G	Approval	Civil	Drawing	25542-001-DD-2410-00002	STEAM TURBINE GENERATOR FOUNDATION PLAN EMBEDDED PLATES	Bechtel			Y
STRUC-1	G	Approval	Civil	Drawing	25542-001-DD-2490-00001	STEAM TURBINE GENERATOR FOUNDATION EMBEDDED PLATES ELEVATIONS	Bechtel			Y
STRUC-1	G	Approval	Civil	Drawing	25542-001-DD-2490-00002	STGFOUNDATION PLAN ANCHOR BOLTS AND EMBEDDED PLATES	Bechtel			Y
STRUC-1	N	Approval	Civil	Drawing	25542-000-DD-7110-00001	DEMINERALIZER WATER TRAILER ANCHOR BOLT ARRANGEMENT PLAN	Bechtel			Y
STRUC-1	G	Approval	Civil	Drawing	25542-000-DG-1110-00001	IVANPAH 1, 2 AND 3 SOLAR TOWER FOUNDATION REINFORCING PLAN, TOP	Bechtel			Y
STRUC-1	G	Approval	Civil	Drawing	25542-000-DG-1110-00002	IVANPAH 1, 2 AND 3 SOLAR TOWER FOUNDATION REINFORCING PLAN, BOTTOM	Bechtel			Y
STRUC-1	N	Approval	Civil	Drawing	25542-000-DB-1111-00001	SOLAR TOWER MODULE FOUNDATIONS PLAN SECTION AND DETAIL	Bechtel			Y
STRUC-1		Approval	Civil	Drawing	25542-000-DB-1110-00001	SOLAR TOWER FOUNDATION PLAN, SECTION AND DETAILS UNITS 1,2,3	Bechtel			Y
STRUC-1		Approval	Civil	Drawing	25542-000-DB-1110-00002	IVANPAH UNITS 1, 2 AND 3 FEEDWATER HEATER REMOVAL FOUNDATION PLAN,	Bechtel			Y
STRUC-1		Approval	Civil	Drawing	25542-000-DB-1190-00001	IVANPAH 1, 2, AND 3 SOLAR TOWER FOUNDATION DETAILS AND SECTIONS	Bechtel			Y
STRUC-1	G	Approval	Civil	Drawing	25542-000-DG-1190-00001	IVANPAH 1, 2 AND 3 SOLAR TOWER FOUNDATION REINFORCING SECTIONS AND	Bechtel			Y
STRUC-1	G	Approval	Civil	Drawing	25542-000-DG-1190-00002	IVANPAH 1, 2 AND 3 SOLAR TOWER FOUNDATION REINFORCING SECTIONS AND	Bechtel			Y
STRUC-1		Approval	Civil	Drawing	25542-001-DG-2290-00001	IVANPAH 1 LUBE OIL FOUNDATION REINFORCING SECTION AND DETAILS	Bechtel			Y
STRUC-1		Approval	Civil	Drawing	25542-001-DG-2290-00002	IVANPAH 1 LUBE OIL FOUNDATION REINFORCING SECTION AND DETAILS	Bechtel			Y
STRUC-1		Approval	Civil	Drawing	25542-001-DG-2290-00003	IVANPAH 1 LUBE OIL FOUNDATION PLAN SECTION AND DETAILS	Bechtel			Y
STRUC-1		Approval	Civil	Drawing	25542-000-DG-2290-00004	HEATER BAY FOUNDATION REINFORCING SECTION AND DETAILS	Bechtel			Y
STRUC-1		Approval	Civil	Drawing	25542-000-DG-2290-00005	HEATER BAY FOUNDATION PLAN, SECTION AND DETAILS	Bechtel			Y
STRUC-1	G	Approval	Civil	Drawing	25542-000-DG-7190-00001	WET WSAC COOLER AND SPRAY PUMP SECTIONS AND DETAILS	Bechtel			Y
STRUC-1	G	Approval	Civil	Drawing	25542-000-DG-7190-00002	DRY WSAC COOLER TYPE F1 AND F2 FOUNDATION PLANS SECTIONS AND	Bechtel			Y
STRUC-1	G	Approval	Civil	Drawing	25542-000-DG-7290-00001	AIR COOLED CONDENSER FOUNDATION TYPE F1, F2 AND F3 PLAN AND	Bechtel			Y
STRUC-1	G	Approval	Civil	Drawing	25542-000-DG-7290-00002	AIR COOLED CONDENSER FOUNDATION TYPE F4, F5, F5A, AND F6 PLAN AND	Bechtel			Y
STRUC-1	G	Approval	Civil	Drawing	25542-000-DG-7290-00003	AIR COOLED CONDENSER FOUNDATION TYPE F7 AND F8 PLANS AND SECTIONS	Bechtel			Y
STRUC-1		Approval	Civil	Drawing	25542-000-DG-7290-00004	CONDENSATE POLISHER FOUNDATION DETAILS AND SECTIONS	Bechtel			Y
STRUC-1		Approval	Civil	Drawing	25542-000-DG-7290-00005	ACC STEAM DUCT SUPPORTS FOUNDATIONS TYPE F1, F2, AND F3 PLAN AND	Bechtel			Y
STRUC-1		Approval	Civil	Drawing	25542-000-DG-7290-00006	ACC STEAM DUCT SUPPORTS FOUNDATIONS TYPE F4, F5, AND F6 PLAN AND	Bechtel			Y
STRUC-1		Approval	Civil	Drawing	25542-000-DG-7290-00007	ACC STEAM DUCT SUPPORTS FOUNDATIONS TYPE F17 PLAN AND SECTIONS	Bechtel			Y
STRUC-1		Approval	Civil	Drawing	25542-000-DG-7290-00008	IVANPAH 1, 2 AND 3 CONDENSER VACUUM PUMPS FOUNDATION PLANS AND	Bechtel			Y
STRUC-1	G	Approval	Civil	Drawing	25542-001-DB-2410-00001	STG FOUNDATION NEATLINE PLAN AND SECTIONS	Bechtel			Y
STRUC-1	G	Approval	Civil	Drawing	25542-001-DG-2410-00001	STG FOUNDATION REINFORCING PLAN	Bechtel			Y
STRUC-1	G	Approval	Civil	Drawing	25542-001-DG-2490-00001	STEAM TURBINE SECTIONS & DETAILS	Bechtel		10 A	Y
STRUC-1	G	Approval	Civil	Drawing	25542-001-DG-2490-00002	STEAM TURBINE SECTIONS & DETAILS	Bechtel		10 A	Y
STRUC-1	G	Approval	Civil	Drawing	25542-000-DG-3290-00001	PLANT SERVICE BUILDING ELECTRICAL VAULT REINFORCING SECTION AND	Bechtel			Y
STRUC-1	G	Approval	Civil	Drawing	25542-000-DG-3290-00002	PLANT SERVICE BUILDING ELECTRICAL VAULT REINFORCING SECTION AND	Bechtel			Y
STRUC-1	G	Approval	Civil	Drawing	25542-000-DG-3290-00003	PSB ELECTRICAL CABLE PIT SUSPENDED DECKING REINFORCEMENT SECTION	Bechtel			Y
STRUC-1		Approval	Civil	Drawing	25542-000-DG-3290-00004	STATION SERVICE TRANSFORMER REINFORCING SECTIONS AND DETAILS	Bechtel			Y
STRUC-1	G	Approval	Civil	Drawing	25542-000-DB-3110-00001	Plant Services Foundation PLAN	Bechtel		Feb-	
STRUC-1	NA	Approval	Civil	Drawing	25542-000-DB-3210-00001	ELECTRICAL MODULE SLAB PLAN	Bechtel		Jun-11	Y
STRUC-1	NA	Approval	Civil	Drawing	25542-000-DB-3210-00002	ELECTRICAL MODULE SLAB PLAN	Bechtel		Jul-11	Y
STRUC-1	NA	Approval	Civil	Drawing	25542-001-DB-2210-00001	IVANPAH 1 LUBE OIL FAOUNDATION PLAN SECTION AND DETAILS	Bechtel			Y
STRUC-1	NA	Approval	Civil	Drawing	25542-000-DB-3210-00005	1200 AMP ELECTRICAL SWITCHBOARD FOUNDATION PLAN AND SECTIONS	Bechtel			Y
STRUC-1	NA	Approval	Civil	Drawing	25542-000-DB-3210-00006	1201 AMP ELECTRICAL SWITCHBOARD FOUNDATION PLAN AND SECTIONS	Bechtel			Y
STRUC-1		Approval	Civil	Drawing	25542-000-DB-3210-00008	GENERATOR CIRCUIT BREAKER SUPPORTING STEEL STRUCTURE FOUNDATION	Bechtel			Y
STRUC-1	NA	Approval	Civil	Drawing	25542-000-DB-3210-00009	PSB ELECTRICAL CABLE PIT SUSPENDED DECKING REINFORCEMENT SECTION	Bechtel			Y
STRUC-1		Approval	Civil	Drawing	25542-000-DB-3210-00010	STATION SERVICE TRANSFORMER FOUNDATION PLAN, SECTIONS AND DETAILS	Bechtel			Y
STRUC-1		Approval	Civil	Drawing	25542-000-DB-3210-00011	WD-ET-001A/001B MCC TRANSFORMER WTA FOUNDATION PLAN AND SECTION	Bechtel			Y
STRUC-1		Approval	Civil	Drawing	25542-000-DB-3210-00012	AA-ET-001A/001B MCC TRANSFORMER AUXILIARY BOILER AREA FOUNDATION	Bechtel			Y
STRUC-1		Approval	Civil	Drawing	25542-000-DB-3210-00013	EC-ET-001/002 MCC TRANSFORMER SWITCHYARD AREA FOUNDATION PLAN	Bechtel			Y
STRUC-1		Approval	Civil	Drawing	25542-000-DB-3210-00014	AC-ET-001-MCC TRANSFORMER STG AREA FOUNDATION PLAN AND SECTION	Bechtel			Y
STRUC-1		Approval	Civil	Drawing	25542-000-DB-3210-00015	AD-ET-001A/B/C/D MCC TRANSFORMER ACC AREA FOUNDATION PLAN AND	Bechtel			Y
STRUC-1		Approval	Civil	Drawing	25542-000-DB-3210-00016	PDU SOLAR FIELD FOUNDATION PLAN AND SECTIONS	Bechtel			Y
STRUC-1		Reference	Civil	Drawing	25542-001-DB-3210-00017	PDU SOLAR FIELD UNIT 1 LOCATION LAYOUT PLAN	Bechtel			Y
STRUC-1	NA	Approval	Civil	Calculation	25542-000-DBC-3210-00001	DESIGN OF ELECTRICAL CABLE PIT FOR PLANT SERVICE BUILDING	Bechtel			Y
STRUC-1	NA	Approval	Civil	Calculation	25542-000-DBC-3210-00009	DESIGN OF GRADE SLAB AND SUSPENDED SLAB FOR PSB BUILDING	Bechtel			Y
STRUC-1		Approval	Civil	Drawing	25542-009-DB-1111-00001	SRSG MODULE FOUNDATIONS (TEMP.) PLAN, SECTION AND DETAILS	Bechtel			Y
STRUC-1	NA	Approval	Civil	Drawing	25542-009-DB-3210-00001	COMMON AREA ELECTRICAL MODULE (33KV SWITCHGEAR) FOUNDATION PLAN	Bechtel			Y
STRUC-1	NA	Approval	Civil	Drawing	25542-009-DB-3210-00002	COMMON AREA 500 KVA PAD MOUNTED TRANSFORMER FOR PLANT LAYDOWN	Bechtel			Y
STRUC-1	NA	Approval	Civil	Drawing	25542-009-DB-3210-00003	COMMON AREA 1000KVA PAD MOUNTED TRANSFORMER FOR CONSTRUCTION	Bechtel			Y
STRUC-1	NA	Approval	Civil	Drawing	25542-009-DB-3210-00004	COMMON AREA 1000KVA PAD MOUNTED TRANSFORMER FOR CONSTRUCTION	Bechtel			Y
STRUC-1	NA	Approval	Civil	Drawing	25542-009-DB-3210-00005	DESIGN OF FOUNDATION FOR PAD MOUNTED 1500KVA TRANSFORMER FOR	Bechtel			Y
STRUC-1	NA	Approval	Civil	Drawing	25542-009-DB-3210-00007	EXCITATION TRANSFORMER FOUNDATION PLAN AND SECTION	Bechtel			Y
STRUC-1		Approval	Civil	Drawing	25542-009-DB-3210-00008	DESIGN OF FOUNDATION FOR 800 AMP ELECTRICAL SWITCHBOARD mdb-7 AND	Bechtel			Y
STRUC-1		Approval	Civil	Calculation	25542-009-DBC-3210-00008	ELECTRICAL RACK AND MDB-1 SWITCHBOARD FOUNDATION PLAN AND	Bechtel			Y
STRUC-1		Approval	Civil	Drawing	25542-009-DB-3710-00001	IVANPAH COMMON AREA EMERGENCY DIESEL GENERATOR FOUNDATION PLAN	Bechtel			Y
STRUC-1		Approval	Civil	Calculation	25542-009-DBC-3710-00001	DESIGN OF FAOUNDATION FOR EMERGENCY DIESEL GENERATOR	Bechtel			Y
STRUC-1		Approval	Civil	Drawing	25542-009-DB-7310-00001	COMMON AREA RAW WATER TRANSFER PUMP FOUNDATION PLAN, SECTION	Bechtel			Y
STRUC-1		Approval	Civil	Calculation	25542-009-DBC-7310-00001	DESIGN OF FOUNDATION FOR RAW WATER TRANSFER PUMPS	Bechtel			Y
STRUC-1		Approval	Civil	Calculation	25542-009-DBC-9010-00004	DESIGN OF MISC EQUIPMENT FOUNDATIONS NEAR HELIOSTAT AND PAD	Bechtel			Y
STRUC-1		Approval	Civil	Drawing	25542-009-DB-9010-00005	AIR HANDLING UNITS AND ENERGY RECOVERY VENTILATORS FOUNDATION	Bechtel			Y
STRUC-1		Approval	Civil	Drawing	25542-009-DB-9010-00006	AIR HANDLING UNITS AND ENERGY RECOVERY VENTILATORS FOUNDATION	Bechtel			Y
STRUC-1		Approval	Civil	Calculation	25542-009-DBC-9010-00010	DESIGN OF MISCELLANEOUS PIPE SUPPORT FOUNDATIONS IN THE COMMON	Bechtel			Y
STRUC-1	NA	Approval	Civil	Drawing	25542-000-DB-3310-00001	MCC TRANSFORMER FOUNDATION PLAN & SECTIONS	Bechtel		Jun-11	
TSE-5	T	Approval	Civil	Drawing	25542-000-DB-3410-00001	UNIT AUXILIARY & GENERATOR STEP-UP TRANSFORMER FOUNDATION PLAN	Bechtel		#####	
TSE-5	T	Approval	Civil	Drawing	25542-000-DB-3490-00001	UNIT AUXILIARY & GENERATOR STEP-UP TRANSFORMER FOUNDATION	Bechtel		#####	

Certification	GEN-2 Tbl. 2 (G)	Reason -	Discipline	t Type	Document Number	Title	Vendor/	Remarks	cast	Approved
STRUC-1	G	Approval	Civil	Drawing	25542-000-DB-3710-00001	EMERGENCY DIESEL GENERATOR	Bechtel		Jun-11	Y
TSE-5	T	Approval	Civil	Drawing	25542-000-DB-3810-00001	GENERATOR CIRCUIT BREAKER & EXCITATION TRANSFORMER FOUNDATION	Bechtel		#####	
STRUC-1	NA	Approval	Civil	Drawing	25542-000-DB-6110-00001	LUBE OIL/DIESEL UNLOADING & STG LAYDOWN AREA SLAB PLAN & SECTIONS	Bechtel		#####	
STRUC-1	G	Approval	Civil	Drawing	25542-000-DB-7110-00001	WATER TREATMENT AREA SLAB PLAN	Bechtel		#####	Y
STRUC-1	G	Approval	Civil	Drawing	25542-000-DB-7110-00002	WATER TREATMENT AREA EQUIPMENT PAD PLAN	Bechtel		#####	Y
STRUC-2	G	Approval	Civil	Drawing	25542-000-DB-7110-00003	WATER TREATMENT AREA ELECTRIC EQUIPMENT MODULE (EEM) FDN PLAN,	Bechtel			Y
STRUC-1		Approval	Civil	Drawing	25542-000-DB-7110-00004	SRSG BLOW DOWN COOLER FOUNDATION PLAN, SECTION AND DETAIL	Bechtel			Y
STRUC-1		Approval	Civil	Drawing	25542-000-DB-7110-00005	DEMINERALIZED SWAS BUILDING FOUNDATION - WT AREA	Bechtel			Y
STRUC-1		Approval	Civil	Drawing	25542-000-DB-7110-00006	WATER TREATMENT AREA SUNSHADE FOUNDATION PLAN, SECTIONS AND	Bechtel			Y
STRUC-1		Approval	Civil	Drawing	25542-000-DB-7110-00007	PLANT AIR EQUIPMENT FOUNDATION PLANS AND SECTIONS	Bechtel			Y
STRUC-1		Approval	Civil	Drawing	25542-000-DB-7110-00008	PLANT AIR EQUIPMENT FOUNDATION PLANS AND SECTIONS	Bechtel			Y
STRUC-1	G	Approval	Civil	Drawing	25542-000-DB-7190-00001	WATER TREATMENT AREA SECTIONS & DETAILS	Bechtel		#####	
STRUC-1	G	Approval	Civil	Drawing	25542-000-DB-7210-00001	AIR COOLED CONDENSER FOUNDATIONS PLAN	Bechtel		Feb-	Y
STRUC-1	NA	Approval	Civil	Drawing	25542-000-DB-7210-00003	CONDENSATE POLISHER SUMP PLANS AND SECTIONS	Bechtel			Y
STRUC-1	NA	Approval	Civil	Drawing	25542-000-DB-7211-00001	DRY DELUGED AUXILIARY COOLER FOUNDATION PLAN & SECTIONS	Bechtel		#####	
STRUC-1	G	Approval	Civil	Drawing	25542-000-DB-7510-00001	FIRE WATER PUMP HOUSE FOUNDATION PLAN SECTIONS AND DETAILS	Bechtel			Y
STRUC-1	G	Approval	Civil	Drawing	25542-000-DB-7610-00001	DEMINERALIZED WATER STORAGE TANK FOUNDATION PLAN - FIRE/RAW	Bechtel		#####	Y
STRUC-1	G	Approval	Civil	Drawing	25542-000-DB-7610-00002	RAW WATER SUPPLY STORAGE TANK FOUNDATION PLAN	Bechtel			Y
STRUC-1	G	Approval	Civil	Drawing	25542-000-DB-7610-00003	MIRROR WASH STORAGE TANK FOUNDATION PLAN STORAGE TANK	Bechtel			Y
STRUC-1		Approval	Civil	Drawing	25542-000-DB-7610-00004	POTABLE WATER TANK FOUNCATION PLAN, SECTION AND DETAILS	Bechtel			Y
STRUC-1	G	Approval	Civil	Drawing	25542-000-DB-7710-00001	TANK AREA SUMP PLANS, SECTIONS AND DETAILS	Bechtel		Jun-11	Y
STRUC-1		Approval	Civil	Drawing	25542-000-DB-7710-00002	WASTE WATER TANK FOUNDATION PLAN SECTION AND DETAILS	Bechtel			Y
STRUC-1		Approval	Civil	Drawing	25542-002-DB-2210-00001	LUBE OIL UNIT 2 FOUNDATION PLAN, SECTION AND DETAILS	Bechtel			Y
STRUC-1		Approval	Civil	Calculation	25542-002-DBC-2410-00001	STEAM TURBINE GENERATOR FOUNDATION - ANALYSIS AND DESIGN	Bechtel			Y
STRUC-1		Approval	Civil	Drawing	25542-002-DB-2410-00001	IVANPAH 2 STEAM TURBINE GENERATOR FOUNDATION NEAT LINE PLAN AND	Bechtel			Y
STRUC-1		Approval	Civil	Drawing	25542-002-DB-3210-00018	PDU SOLAR FIELD UNIT 2 LOCATION LAYOUT PLAN				Y
STRUC-1		Approval	Civil	Drawing	25542-000-DD-2210-00002	HEATER BAY FOUNDATION PLAN AND EMBEDDED PLATES	Bechtel			Y
STRUC-1		Approval	Civil	Drawing	25542-000-DD-2410-00001	IVANPAH 2 STEAM TURBINE GENERATOR FOUNDATION PLAN -ANCHOR BOLTS	Bechtel			Y
STRUC-1		Approval	Civil	Drawing	25542-000-DD-2410-00002	IVANPAH 2 STEAM TURBINE GENERATOR FOUNDATION PLAN - EMBEDDED	Bechtel			Y
STRUC-1		Approval	Civil	Drawing	25542-000-DD-2210-00001	LUBE OIL UNIT 2 FOUNDATION PLAN, EMBEDDED PLATES, PLAN AND DETAILS	Bechtel			Y
STRUC-1		Approval	Civil	Drawing	25542-002-DD-2490-00001	IVANPAH 2 STEAM TURBINE GENERATOR FOUNDATION - EMBEDDED PLATES	Bechtel			Y
STRUC-1		Approval	Civil	Drawing	25542-002-DD-2490-00002	IVANPAH 2 STEAM TURBINE GENERATOR FOUNDATION - EMBEDDED	Bechtel			Y
STRUC-1		Approval	Civil	Drawing	25542-002-DG-2290-00001	LUBE OIL UNIT 2 FOUNDATION REINFORCING SECTION AND DETAILS	Bechtel			Y
STRUC-1		Approval	Civil	Drawing	25542-002-DG-2290-00002	LUBE OIL UNIT 2 FOUNDATION REINFORCING SECTION AND DETAILS	Bechtel			Y
STRUC-1		Approval	Civil	Drawing	25542-002-DG-2290-00003	LUBE OIL UNIT 2 FOUNDATION PLAN, SECTION AND DETAILS	Bechtel			Y
STRUC-1		Approval	Civil	Drawing	25542-002-DG-2410-00001	IVANPAH 2 STEAM TURBINE GENERATOR FOUNDATION REINFORCING - PLAN	Bechtel			Y
STRUC-1		Approval	Civil	Drawing	25542-002-DG-2490-00001	IVANPAH 2 STEAM TURBINE GENERATOR FOUNDATION REINFORCING - SECTS	Bechtel			Y
STRUC-1		Approval	Civil	Drawing	25542-002-DG-2490-00002	IVANPAH 2 STEAM TURBINE GENERATOR FOUNDATION REINFORCING - SECTS	Bechtel			Y
STRUC-2		Approval	Civil	Drawing	25542-003-DB-2210-00001	LUBE OIL UNIT 3 FOUNDATION PLAN, SECTION AND DETAILS	Bechtel			Y
STRUC-1		Approval	Civil	Drawing	25542-003-DB-2410-00001	IVANPAH 2 STEAM TURBINE GENERATOR FOUNDATION -NEAT LINE PLAN AND	Bechtel			Y
STRUC-1		Approval	Civil	Drawing	25542-003-DB-3210-00019	PDU SOLAR FIELD UNIT 3 LOCATION LAYOUT PLAN	Bechtel			Y
STRUC-1		Approval	Civil	Drawing	25542-003-DD-2210-00001	LUBE OIL UNIT 3 FOUNDATION PLAN, EMBEDDED PLATES PLAN AND DETAILS	Bechtel			Y
STRUC-1		Approval	Civil	Drawing	25542-003-DD-2410-00001	IVANPAH 2 STEAM TURBINE GENERATOR FOUNDATION - ANCHOR BOLTS AND	Bechtel			Y
STRUC-1		Approval	Civil	Drawing	25542-003-DD-2410-00002	IVANPAH 2 STEAM TURBINE GENERATOR FOUNDATION - EMBEDED PLATES	Bechtel			Y
STRUC-1		Approval	Civil	Drawing	25542-003-DD-2490-00001	IVANPAH 2 STEAM TURBINE GENERATOR FOUNDATION - EMBEDDED PLATES	Bechtel			Y
STRUC-1		Approval	Civil	Drawing	25542-003-DD-2490-00002	IVANPAH 2 STEAM TURBINE GENERATOR FOUNDATION - EMBEDDED	Bechtel			Y
STRUC-1		Approval	Civil	Drawing	25542-003-DG-2290-00001	LUBE OIL UNIT 3 FOUNDATION REINFORCING SECTION AND DETAILS	Bechtel			Y
STRUC-1		Approval	Civil	Drawing	25542-003-DG-2290-00002	LUBE OIL UNIT 3 FOUNDATION REINFORCING SECTION AND DETAILS	Bechtel			Y
STRUC-1		Approval	Civil	Drawing	25542-003-DG-2290-00003	LUBE OIL UNIT 3 FOUNDATION PLAN, SECTION AND DETAILS	Bechtel			Y
STRUC-1		Approval	Civil	Drawing	25542-003-DG-2410-00001	IVANPAH 2 STEAM TURBINE GENERATOR FOUNDATION REINFORCING - PLAN	Bechtel			Y
STRUC-1		Approval	Civil	Drawing	25542-003-DG-2490-00001	IVANPAH 2 STEAM TURBINE GENERATOR FOUNDATION REINFORCING - SECTS	Bechtel			Y
STRUC-1		Approval	Civil	Drawing	25542-003-DG-2490-00002	IVANPAH 2 STEAM TURBINE GENERATOR FOUNDATION REINFORCING - SECTS	Bechtel			Y
~~STRUC-1~~		~~Approval~~	~~Civil~~	~~Drawing~~	~~25542-000-DB-9010-00001~~	~~MISC. CONCRETE FOUNDATIONS~~	~~Bechtel~~	~~DELETE~~	#####	
STRUC-1	G	Approval	Civil	Drawing	25542-009-DB-7510-00001	COMMON AREA FIRE WATER PUMP HOUSE FOUNDATION PLAN AND SECTIONS	Bechtel			Y
STRUC-1	G	Approval	Civil	Drawing	25542-009-DB-7610-00001	FIRE/RAW WATERSTORAGE TANK FOUNDATION PLAN, SECTIONS AND DETAILS	Bechtel			Y
STRUC-1	NA	Approval	Civil	Drawing	25542-009-DB-9010-000##	CPDU FOUNDATIONS (HELIOSTAT FIELD)	Bechtel		Jun-11	
~~STRUC-1~~		~~Approval~~	~~Civil~~	~~Drawing~~	~~25542-009-DB-9010-00##~~	~~WEATHER STATION FOUNDATION~~	~~Bechtel~~	~~DELETE~~	#####	
STRUC-1	G	Approval	Civil	Drawing	25542-009-DB-9010-00001	MIRROR WASH TANK FOUNDATION PLAN - COMMON AREA HAB GRADE SLAB	Bechtel		#####	Y
STRUC-1	NA	Approval	Civil	Drawing	25542-009-DB-9010-00002	COMMON AREA PBMB GRADE SLAB PLAN	Bechtel			Y
STRUC-1	NA	Approval	Civil	Drawing	25542-009-DB-9010-00003	COMMON AREA HAB THICKENING LAYOUT PLAN	Bechtel			Y
STRUC-1	NA	Approval	Civil	Drawing	25542-009-DB-9010-00004	COMMON AREA PBMB THICKENING LAYOUT PLAN	Bechtel			Y
STRUC-1		Approval	Civil	Drawing	25542-009-DB-9010-00008	COMMON AREA PBM WATER SYSTEM FOUNDATION PLAN AND SECTION	Bechtel			Y
STRUC-1		Approval	Civil	Drawing	25542-009-DB-9010-00009	COMMON AREA MISCELLANEOUS PIPE SUPPORT MPS FDN PLAN, SECTIONS	Bechtel			Y
STRUC-1		Approval	Civil	Drawing	25542-009-DB-9010-00010	COMMON AREA MISCELLANEOUS PIPE SUPPORT MPS PLAN, SECTION AND	Bechtel			Y
STRUC-1		Approval	Civil	Drawing	25542-009-DB-9010-00011	COMMON AREA FOUNDATION FOR PLATFORMS NEAR FIRE WATER TANK PLAN,	Bechtel			Y
STRUC-1		Approval	Civil	Drawing	25542-009-DB-9010-00012	COMMON AREA MISCELLANEOUS PIPE SUPPORT PLAN, SECTION AND	Bechtel			Y
STRUC-1		Approval	Civil	Drawing	25542-009-DB-9010-00013	COMMON AREA FDN FOR PLATFORM AND MPS PLAN, SECTION AND DETAILS	Bechtel			Y
STRUC-1	NN	Approval	Civil	Drawing	25542-009-DB-9090-00001	COMMON AREA HAB GRADE SLAB SECTIONS	Bechtel			Y
STRUC-1	N	Approval	Civil	Drawing	25542-009-DB-9090-00002	COMMON AREA PBMB GRADE SLAB SECTIONS	Bechtel			Y
STRUC-1	N	Approval	Civil	Drawing	25542-009-DB-9090-00003	COMMON AREA HAB GRADE SLAB SECTIONS AND DETAILS	Bechtel			Y
STRUC-1	N	Approval	Civil	Drawing	25542-009-DB-9090-00004	COMMON AREA HAB GRADE SLAB SECTIONS AND DETAILS	Bechtel			Y
STRUC-1	N	Approval	Civil	Drawing	25542-009-DB-9090-00005	COMMON AREA PBMB GRADE SLAB SECTIONS AND DETAILS	Bechtel			Y
STRUC-1	N	Approval	Civil	Drawing	25542-009-DB-9090-00006	COMMON AREA HAB GRADE SLAB SECTIONS AND DETAILS	Bechtel			Y
STRUC-1		Approval	Civil	Drawing	25542-009-DB-9010-00007	COMMON AREA HELIOSTAT ASSEMBLY BUILDING AIR COMPRESSOR AND	Bechtel			Y
STRUC-1		Approval	Civil	Drawing	25542-000-SS-0190-00001	IVANPAH UNITS 1,2 AND 3 STEAM BLOW FOUNDATIONS (TEMP) PLANS AND	Bechtel			Y
STRUC-1	G	Approval	Civil	Drawing	25542-000-SS-0410-00001	Steam Turbine Platform STRUCTURAL STEEL PLAN	Bechtel		Jun-11	
STRUC-1	G	Approval	Civil	Drawing	25542-000-SS-0490-00001	Steam Turbine Platform STRUCTURAL STEEL ELEVATIONS & SECTIONS	Bechtel		Jun-11	
STRUC-1		Approval	Civil	Drawing	25542-000-SS-1010-00001	SRSG STRUCTURAL STEEL PLAN EL 451-1	Bechtel			Y
STRUC-1		Approval	Civil	Drawing	25542-000-SS-1010-00002	SRSG STRUCTURAL STEEL PLAN EL 460-7	Bechtel			Y
STRUC-1		Approval	Civil	Drawing	25542-000-SS-1020-00001	SRSG STRUCTURAL STEEL PLAN EL 472-3	Bechtel			Y
STRUC-1		Approval	Civil	Drawing	25542-000-SS-1020-00002	SRSG STRUCUTRAL STEEL PLAN EL 478-5	Bechtel			Y
STRUC-1		Approval	Civil	Drawing	25542-000-SS-1020-00003	SRSG STRUCUTRAL STEEL LOWER RH PANEL HEADER RESTRAINT STEEL PLAN	Bechtel			Y
STRUC-1		Approval	Civil	Drawing	25542-000-SS-1020-00004	SRSG STRUCTURAL STEEL UPPER RH AND LOWER SG PANEL HEADER	Bechtel			Y
STRUC-1		Approval	Civil	Drawing	25542-000-SS-1030-00001	SRSG STRUCUTRAL STEEL PLAN EL 491-6	Bechtel			Y
STRUC-1		Approval	Civil	Drawing	25542-000-SS-1030-00002	SRSG STRUCUTRAL STEEL PLAN EL 500-10	Bechtel			Y
STRUC-1		Approval	Civil	Drawing	25542-000-SS-1040-00001	SRSG Structural Steel Plan at EL 511-3	Bechtel			Y
STRUC-1		Approval	Civil	Drawing	25542-000-SS-1040-00002	SRSG Structural Steel Plan at EL 516-9 and 524-9	Bechtel			Y
STRUC-1		Approval	Civil	Drawing	25542-000-SS-1040-00003	SRSG Structural Steel Plan UPR SG and LWR SH PNL HDR Restraint Steel	Bechtel			Y
STRUC-1		Approval	Civil	Drawing	25542-000-SS-1050-00001	SRSG Structural Steel Plan at EL 532-11 and 536-5	Bechtel			Y
STRUC-1		Approval	Civil	Drawing	25542-000-SS-1050-00002	SRSG Structural Steel Plan at EL 551-0	Bechtel			Y
STRUC-1		Approval	Civil	Drawing	25542-000-SS-1050-00003	SRSG Structural Steel - Silencer SPT El 555-9 and TMD SPT EL 556-3	Bechtel			Y
STRUC-1		Approval	Civil	Drawing	25542-000-SS-1050-00004	SRSG Structural Steel Upper SH Panel Header Restraint Steel	Bechtel			Y
STRUC-1		Approval	Civil	Drawing	25542-000-SS-1091-00001	SRSG Structural Steel Elevation on Grid 16 and 20	Bechtel			Y
STRUC-1		Approval	Civil	Drawing	25542-000-SS-1091-00002	SRSG Structural Steel Elevation on Grid 17 and 19	Bechtel			Y
STRUC-1		Approval	Civil	Drawing	25542-000-SS-1091-00003	SRSG Structural Steel Elevation on Grid D and P	Bechtel			Y
STRUC-1		Approval	Civil	Drawing	25542-000-SS-1091-00004	SRSG Structural Steel Elevation on Grid G.2 and L.2	Bechtel			Y
STRUC-1		Approval	Civil	Drawing	25542-000-SS-1091-00005	SRSG STRUCTURAL STEEL PROTECTION PANELS WEST ELEVATION	Bechtel			Y
STRUC-1		Approval	Civil	Drawing	25542-000-SS-1091-00006	SRSG STRUCTURAL STEEL PROTECTION PANELS NORTH ELEVATION	Bechtel			Y
STRUC-1		Approval	Civil	Drawing	25542-000-SS-1091-00007	SRSG STRUCTURAL STEEL PROTECTIONS PANELS EAST ELEVATION	Bechtel			Y
STRUC-1		Approval	Civil	Drawing	25542-000-SS-1091-00008	SRSG STRUCTURAL STEEL PROTECTION PANELS SOUTH ELEVATION	Bechtel			Y

Certification	GEN-2 Tbl. 2 (G)	Reason -	Discipline	t Type	Document Number	Title	Vendor/	Remarks	cast	Approved
STRUC-1		Approval	Civil	Drawing	25542-000-SS-1092-00001	SRSG Structural Steel Stair Landings Plans and Elevations	Bechtel			Y
STRUC-1		Approval	Civil	Drawing	25542-000-SS-1093-00001	SRSG Structural Steel Stair Elevations	Bechtel			Y
STRUC-1		Approval	Civil	Drawing	25542-000-SS-1094-00001	SRSG Structural Steel Columns Connection Details	Bechtel			Y
STRUC-1		Approval	Civil	Drawing	25542-000-SS-1095-00001	SRSG Structural Steel Extended and Interior Shear Tab BB Connection Details	Bechtel			Y
STRUC-1		Approval	Civil	Drawing	25542-000-SS-1095-00002	SRSG Structural Steel Beam to Column BC Connection Details	Bechtel			Y
STRUC-1		Approval	Civil	Drawing	25542-000-SS-1095-00003	SRSG Structural Steel Extended Shear Tab BW Connection Details	Bechtel			Y
STRUC-1		Approval	Civil	Drawing	25542-000-SS-1095-00004	SRSG Structural Steel Beam to Beam End Plate EP Connection Details	Bechtel			Y
STRUC-1		Approval	Civil	Drawing	25542-000-SS-1095-00005	SRSG Structural Steel Beam to Beam Clip Angle CA Connection Details	Bechtel			Y
STRUC-1		Approval	Civil	Drawing	25542-000-SS-1095-00006	SRSG Structural Steel Beam Bearing BE Connection Details	Bechtel			Y
STRUC-1		Approval	Civil	Drawing	25542-000-SS-1096-00001	SRSG Structural Steel Vertical Bracing VB Connection Details	Bechtel			Y
STRUC-1		Approval	Civil	Drawing	25542-000-SS-1096-00002	SRSG Structural Steel Vertical Bracing VB Connection Details	Bechtel			Y
STRUC-1		Approval	Civil	Drawing	25542-000-SS-1096-00003	SRSG Structural Steel Vertical Bracing VB Connection Details	Bechtel			Y
STRUC-1		Approval	Civil	Drawing	25542-000-SS-1096-00004	SRSG Structural Steel Vertical Bracing VB Connection Details	Bechtel			Y
STRUC-1		Approval	Civil	Drawing	25542-000-SS-1096-00005	SRSG Structural Steel Verical Bracing VB Connection Details	Bechtel			Y
STRUC-1		Approval	Civil	Drawing	25542-000-SS-1097-00001	SRSG Structural Steel Horizontal Bracing HB Connection Details	Bechtel			Y
STRUC-1		Approval	Civil	Drawing	25542-000-SS-1097-00002	SRSG Structural Steel Horizontal Bracing HB Connection Details	Bechtel			Y
STRUC-1		Approval	Civil	Drawing	25542-000-SS-1097-00003	SRSG Structural Steel Horizontal Bracing HB Connection Details	Bechtel			Y
STRUC-1		Approval	Civil	Drawing	25542-000-SS-1098-00001	SRSG Structural Steel SH, SG and RH Panel Supports, Restraints and Guides -	Bechtel			Y
STRUC-1		Approval	Civil	Drawing	25542-000-SS-1098-00002	SRSG Structural Steel Pipe Supports, Restraints and Guides Connection Details	Bechtel			Y
STRUC-1		Approval	Civil	Drawing	25542-000-SS-1098-00003	SRSG Structural Steel Pipe Supports, Restraints and Guides Connection Details	Bechtel			Y
STRUC-1		Approval	Civil	Drawing	25542-000-SS-1098-00004	SRSG Structural Steel Pipe Supports, Restraints and Guides Connection Details	Bechtel			Y
STRUC-1		Approval	Civil	Drawing	25542-000-SS-1098-00005	SRSG Structural Steel Pipe Supports, Restraints and Guides Connection Details	Bechtel			Y
STRUC-1		Approval	Civil	Drawing	25542-000-SS-1098-00006	SRSG Structural Steel Pipe Supports, Restraints and Guides Connection Details	Bechtel			Y
STRUC-1		Approval	Civil	Drawing	25542-000-SS-1098-00007	SRSG Structural Steel Pipe Supports, Restraints and Guides Connection Details	Bechtel			Y
STRUC-1		Approval	Civil	Drawing	25542-000-SS-1098-00008	SRSG Structural Steel Pipe Supports, Restraints and Guides Connection Details	Bechtel			Y
STRUC-1	G	Approval	Civil	Drawing	25542-000-SS-1110-00001	TOWER STRUCTURAL STEEL PLAN @ EL. 100'-0"	Bechtel		#####	Y
STRUC-1	G	Approval	Civil	Drawing	25542-000-SS-1110-00002	TOWER STRUCTURAL STEEL PLAN @ EL 120'-0"	Bechtel			Y
STRUC-1	G	Approval	Civil	Drawing	25542-000-SS-1110-00003	TOWER STRUCTURAL STEEL PLAN @ EL 140'-0"	Bechtel			Y
STRUC-1	G	Approval	Civil	Drawing	25542-000-SS-1120-00001	TOWER STRUCTURAL STEEL PLAN @ EL 180'-0"	Bechtel		#####	Y
STRUC-1	G	Approval	Civil	Drawing	25542-000-SS-1130-00001	TOWER STRUCTURAL STEEL PLAN @ EL 220'-0"	Bechtel		#####	Y
STRUC-1	G	Approval	Civil	Drawing	25542-000-SS-1140-00001	TOWER STRUCTURAL STEEL PLAN @ EL 259'-0"	Bechtel		#####	Y
STRUC-1	G	Approval	Civil	Drawing	25542-000-SS-1150-00001	TOWER STRUCTURAL STEEL PLAN @ EL 298'-0"	Bechtel		#####	Y
STRUC-1	G	Approval	Civil	Drawing	25542-000-SS-1160-00001	TOWER STRUCTURAL STEEL PLAN @ EL 337'-0"	Bechtel			Y
STRUC-1	G	Approval	Civil	Drawing	25542-000-SS-1170-00001	TOWER STRUCTURAL STEEL PLAN @ EL 376'-0"	Bechtel			Y
STRUC-1	G	Approval	Civil	Drawing	25542-000-SS-1180-00001	TOWER STRUCTURAL STEEL PLAN @ EL 395'-0"	Bechtel			Y
STRUC-1	G	Approval	Civil	Drawing	25542-000-SS-1180-00002	TOWER STRUCTURAL STEEL PLAN @ EL 415'-0"	Bechtel			Y
STRUC-1	G	Approval	Civil	Drawing	25542-000-SS-1190-00001	TOWER STRUCTURAL STEEL PLAN @ EL 427'-0"	Bechtel		#####	Y
STRUC-1	G	Approval	Civil	Drawing	25542-000-SS-1190-00002	TOWER STRUCTURAL STEEL PLAN @ EL 439'-0"	Bechtel		#####	Y
STRUC-1	G	Approval	Civil	Drawing	25542-000-SS-1190-00003	Solar TOWER STRUCTURAL STEEL BASE PLATE DETAILS	Bechtel		#####	
STRUC-1	G	Approval	Civil	Drawing	25542-000-SS-1191-00001	TOWER STRUCTURAL STEEL NE AND NW ELEVATIONS	Bechtel			Y
STRUC-1	G	Approval	Civil	Drawing	25542-000-SS-1191-00002	TOWER STRUCTURAL STEEL SE AND SW ELEVATIONS	Bechtel			Y
STRUC-1	G	Approval	Civil	Drawing	25542-000-SS-1191-00003	TOWER STRUCTURAL STEEL ELEVATION AT COLUMN LINE 16	Bechtel			Y
STRUC-1	G	Approval	Civil	Drawing	25542-000-SS-1191-00004	TOWER STRUCTURAL STEEL ELEVATION AT COLUMN LINE 20	Bechtel			Y
STRUC-1	G	Approval	Civil	Drawing	25542-000-SS-1191-00005	TOWER STRUCTURAL STEEL ELEVATION AT COLUMN LINE D	Bechtel			Y
STRUC-1	G	Approval	Civil	Drawing	25542-000-SS-1191-00006	TOWER STRUCTURAL STEEL ELEVATION AT COLUMN LINE P	Bechtel			Y
STRUC-1	G	Approval	Civil	Drawing	25542-000-SS-1192-00001	TOWER STRUCTURAL STEEL STAIR LANDING PLANS	Bechtel			Y
STRUC-1	G	Approval	Civil	Drawing	25542-000-SS-1193-00001	TOWER STRUCTURAL STEEL STAIR ELEVATION, EL 100'-0" TO 259'-0"	Bechtel			Y
STRUC-1	G	Approval	Civil	Drawing	25542-000-SS-1193-00002	TOWER STRUCTURAL STEEL STAIR ELEVATION, EL 259'-0" TO 439'0"	Bechtel			Y
STRUC-1	G	Approval	Civil	Drawing	25542-000-SS-1193-00003	TOWER STRUCTURAL STEEL STAIR EL GRID 17, EL 100 '-0" TO 439'0"	Bechtel			Y
STRUC-1	G	Approval	Civil	Drawing	25542-000-SS-1193-00004	TOWER STRUCTURAL STEEL STAIR EL GRID 19, EL 100 '-0" TO 439'0"	Bechtel			Y
STRUC-1	G	Approval	Civil	Drawing	25542-000-SS-1193-00005	TOWER STRUCTURAL STEEL STAIR EL GRID G, EL 100'-0" TO 259'-0"	Bechtel			Y
STRUC-1	G	Approval	Civil	Drawing	25542-000-SS-1193-00006	TOWER STRUCTURAL STEEL STAIR EL GRID G, EL 259'-0" TO 439'-0"	Bechtel			Y
STRUC-1	G	Approval	Civil	Drawing	25542-000-SS-1193-00007	TOWER STRUCTURAL STEEL STAIR EL GRID K, EL 100'0" TO 259'0"	Bechtel			Y
STRUC-1	G	Approval	Civil	Drawing	25542-000-SS-1193-00008	TOWER STRUCTURAL STEEL STAIR EL GRID K, EL 259'-0" TO 439'-0"	Bechtel			Y
STRUC-1	G	Approval	Civil	Drawing	25542-000-SS-1194-00001	STRUCUTRAL STEEL TOWER COLUMN BASE PLATES CONNETION DETAILS	Bechtel			Y
STRUC-1	G	Approval	Civil	Drawing	25542-000-SS-1194-00002	STRUCTURAL STEEL STAIR TOWER BASE PLATE AND SPLICE CONNECTION	Bechtel			Y
STRUC-1	G	Approval	Civil	Drawing	25542-000-SS-1194-00003	STRUCTURAL STEEL TOWER COLUMN SPLICES CONNECTION DETAILS	Bechtel			Y
STRUC-1	G	Approval	Civil	Drawing	25542-000-SS-1195-00001	STRUCTURAL STEEL EXTENDED SHEAR TAB BB CONNECTION DETAILS	Bechtel			Y
STRUC-1	G	Approval	Civil	Drawing	25542-000-SS-1195-00002	STRUCTURAL STEEL EXTENDED SHEAR TAB BC CONNECTION DETAILS	Bechtel			Y
STRUC-1	G	Approval	Civil	Drawing	25542-000-SS-1195-00003	STRUCTURAL STEEL BEAM TO BEAM WELDED CONNECTION BW CONNECTION	Bechtel			Y
STRUC-1	G	Approval	Civil	Drawing	25542-000-SS-1195-00004	STRUCTURAL STEEL BEAM TO BEAM END PLATE EP CONNECTION DETAILS	Bechtel			Y
STRUC-1	G	Approval	Civil	Drawing	25542-000-SS-1195-00005	STRUCUTRAL STEEL EXTENDED SHEAR TABS BB CONNECTION DETAILS	Bechtel			Y
STRUC-1	G	Approval	Civil	Drawing	25542-000-SS-1195-00006	STRUCTURAL STEEL BEAM COLUMN BC CONNECTION DETAIL	Bechtel			Y
STRUC-1	G	Approval	Civil	Drawing	25542-000-SS-1196-00001	STRUCTURAL STEEL VERTICAL BRACING VB CONNECTION DETAILS	Bechtel			Y
STRUC-1	G	Approval	Civil	Drawing	25542-000-SS-1196-00002	STRUCTURAL STEEL VERTICAL BRACING VB AND KB CONNECTION DETAILS	Bechtel			Y
STRUC-1	G	Approval	Civil	Drawing	25542-000-SS-1196-00003	STRUCTURAL STEEL VERTICAL BRACING VB CONNECTION DETAILS	Bechtel			Y
STRUC-1	G	Approval	Civil	Drawing	25542-000-SS-1196-00004	STRUCTURAL STEEL VERTICAL BRACING VB CONNECTION DETAILS	Bechtel			Y
STRUC-1	G	Approval	Civil	Drawing	25542-000-SS-1196-00005	STRUCTURAL STEEL VERTICAL BRACING VB CONNECTION DETAILS	Bechtel			Y
STRUC-1	G	Approval	Civil	Drawing	25542-000-SS-1196-00006	STRUCTURAL STEEL VERTICAL BRACING VB CONNECTION DETAILS	Bechtel			Y
STRUC-1	G	Approval	Civil	Drawing	25542-000-SS-1197-00001	STRUCTURAL STEEL HORIZONTAL BRACING HB CONNECTION DETAIL	Bechtel			Y
STRUC-1	G	Approval	Civil	Drawing	25542-000-SS-1197-00002	STRUCTURAL STEEL HORIZONTAL BRACING HB CONNECTION DETAIL	Bechtel			Y
STRUC-1	G	Approval	Civil	Drawing	25542-000-SS-1197-00003	STRUCTURAL STEEL HORIZONTAL BRACING HB CONNECTION DETAIL	Bechtel			Y
STRUC-1	G	Approval	Civil	Drawing	25542-000-SS-1197-00004	STRUCTURAL STEEL HORIZONTAL BRACING HB CONNECTION DETAIL	Bechtel			Y
STRUC-1	G	Approval	Civil	Drawing	25542-000-SS-1197-00005	STRUCTURAL STEEL HORIZONTAL BRACING HB CONNECTION DETAIL	Bechtel			Y
STRUC-1	G	Approval	Civil	Drawing	25542-000-SS-1197-00006	STRUCTURAL STEEL HORIZONTAL BRACING HB CONNECTION DETAIL	Bechtel			Y
STRUC-1	G	Approval	Civil	Drawing	25542-000-SS-1197-00007	STRUCTURAL STEEL HORIZONTAL BRACING HB CONNECTION DETAIL	Bechtel			Y
STRUC-1	G	Approval	Civil	Drawing	25542-000-SS-1197-00008	STRUCTURAL STEEL HORIZONTAL BRACING HB CONNECTION DETAIL	Bechtel			Y
STRUC-1	G	Approval	Civil	Drawing	25542-000-SS-1198-00001	STRUCTURAL STEEL VERTICAL BRACING VB - BEAM COLUMN BC CONNECTION	Bechtel			Y
STRUC-1	G	Approval	Civil	Drawing	25542-000-SS-1198-00002	STRUCTURAL STEEL CONNECTION DETAIL TYPICAL SECTIONS AND DETAILS	Bechtel			Y
STRUC-1	G	Approval	Civil	Drawing	25542-000-SS-1198-00003	STRUCTURAL STEEL CONNECTION DETAIL TYPICAL SECTIONS AND DETAILS	Bechtel			Y
STRUC-1	G	Approval	Civil	Drawing	25542-000-SS-1198-00004	STRUCTURAL STEEL CONNECTION DETAIL TYPICAL SECTIONS AND DETAILS	Bechtel			Y
STRUC-1	G	Approval	Civil	Drawing	25542-000-SS-1198-00005	STRUCTURAL STEEL CONNECTION DETAIL TYPICAL SECTIONS AND DETAILS	Bechtel			Y
STRUC-1	G	Approval	Civil	Drawing	25542-000-SS-1198-00006	STRUCTURAL STEEL CONNECTION DETAIL TYPICAL SECTIONS AND DETAILS	Bechtel			Y
STRUC-1	G	Approval	Civil	Drawing	25542-000-SS-1198-00007	STRUCTURAL STEEL CONNECTION DETAIL TYPICAL SECTIONS AND DETAILS	Bechtel			Y
STRUC-1	G	Approval	Civil	Drawing	25542-000-SS-1198-00008	STRUCTURAL STEEL CONNECTION DETAIL TYPICAL SECTIONS AND DETAILS	Bechtel			Y
STRUC-1	G	Approval	Civil	Drawing	25542-000-SS-1198-00009	STRUCTURAL STEEL CONNECTION DETAIL TYPICAL SECTIONS AND DETAILS	Bechtel			Y
STRUC-1	G	Approval	Civil	Drawing	25542-000-SS-1198-00010	STRUCTURAL STEEL CONNECTION DETAIL TYPICAL SECTIONS AND DETAILS	Bechtel			Y
STRUC-1	G	Approval	Civil	Drawing	25542-000-SS-1199-00001	TOWER STRUCTURAL STEEL MISCELLANEOUS SECTIONS AND DETAILS	Bechtel			Y
STRUC-1	G	Approval	Civil	Drawing	25542-000-SS-1199-00002	TOWER STRUCTURAL STEEL CRANE TIE BACKS	Bechtel			Y
STRUC-1		Approval	Civil	Drawing	25542-000-SS-1310-00001	BASE PLATE PLAN	Bechtel			Y
STRUC-1		Approval	Civil	Drawing	25542-000-SS-1310-00002	PLAN AT EL 111-6 1/2, 113-6 1/2	Bechtel			Y
STRUC-1		Approval	Civil	Drawing	25542-000-SS-1310-00003	PLAN AT EL 125-10 1/2 AND 132-6 3/8	Bechtel			Y
STRUC-1		Approval	Civil	Drawing	25542-000-SS-1310-00004	PLAN AT EL 139-10 1/2, 156-6, 143-0	Bechtel			Y
STRUC-1		Approval	Civil	Drawing	25542-000-SS-1320-00001	ELEVATION ON GRID 10 AND 11	Bechtel			Y
STRUC-1		Approval	Civil	Drawing	25542-000-SS-1320-00002	ELEVATION ON GRID 12, 14 AND 15	Bechtel			Y
STRUC-1		Approval	Civil	Drawing	25542-000-SS-1320-00003	ELEVATION ON GRID A, B.9, F AND L	Bechtel			Y
STRUC-1		Approval	Civil	Drawing	25542-000-SS-1320-00004	ELEVATION ON GRID N, S, V AND W	Bechtel			Y
STRUC-1		Approval	Civil	Drawing	25542-000-SS-1391-00001	COLUMN BASE PLATES CONNECTION DETAIL	Bechtel			Y
STRUC-1		Approval	Civil	Drawing	25542-000-SS-1391-00002	COLUMN WEB TO BEAM CONNECTION DETAIL	Bechtel			Y
STRUC-1		Approval	Civil	Drawing	25542-000-SS-1391-00003	COLUMN FLANGE TO BEAM CONNECTION DETAIL	Bechtel			Y

Certification	GEN-2 Tbl. 2 (G)	Reason -	Discipline	t Type	Document Number	Title	Vendor/	Remarks	cast	Approved
STRUC-1		Approval	Civil	Drawing	25542-000-SS-1391-00004	COLUMN TO BEAM WELDED CONNECTION DETAIL	Bechtel			Y
STRUC-1		Approval	Civil	Drawing	25542-000-SS-1392-00001	BEAM TO BEAM CONNECTION DETAIL	Bechtel			Y
STRUC-1		Approval	Civil	Drawing	25542-000-SS-1393-00001	H_BRACE CONNECTION DETAIL	Bechtel			Y
STRUC-1		Approval	Civil	Drawing	25542-000-SS-1393-00002	H_BRACE CONNECTION DETAIL	Bechtel			Y
STRUC-1		Approval	Civil	Drawing	25542-000-SS-1393-00003	H_BRACE CONNECTION DETAIL	Bechtel			Y
STRUC-1		Approval	Civil	Drawing	25542-000-SS-1393-00004	H_BRACE CONNECTION DETAIL	Bechtel			Y
STRUC-1		Approval	Civil	Drawing	25542-000-SS-1394-00001	V_BRACE CONNECTION DETAIL	Bechtel			Y
STRUC-1		Approval	Civil	Drawing	25542-000-SS-1394-00002	V_BRACE CONNECTION DETAIL	Bechtel			Y
STRUC-1		Approval	Civil	Drawing	25542-000-SS-1394-00003	V_BRACE CONNECTION DETAIL	Bechtel			Y
STRUC-1		Approval	Civil	Drawing	25542-000-SS-1394-00004	V_BRACE CONNECTION DETAIL	Bechtel			Y
STRUC-1		Approval	Civil	Drawing	25542-000-SS-1394-00005	V_BRACE CONNECTION DETAIL	Bechtel			Y
STRUC-1		Approval	Civil	Drawing	25542-000-SS-1394-00006	V_BRACE CONNECTION DETAIL	Bechtel			Y
STRUC-1		Approval	Civil	Drawing	25542-000-SS-1395-00001	STUB COLUMN CONNECTION DETAIL	Bechtel			Y
STRUC-1		Approval	Civil	Drawing	25542-000-SS-1395-00002	BEARING CONNETION DETAIL	Bechtel			Y
STRUC-1		Approval	Civil	Drawing	25542-000-SS-1330-00001	GRATING PLAN AT EL 111-8	Bechtel			Y
STRUC-1		Approval	Civil	Drawing	25542-000-SS-1330-00002	GRATING PLAN AT EL 126-0	Bechtel			Y
STRUC-1		Approval	Civil	Drawing	25542-000-SS-1330-00003	GRATING PLAN AT EL 140-0	Bechtel			Y
STRUC-1		Approval	Civil	Calculation	25542-000-SSC-9210-00003	DESIGN OF EDT-IDT STEEL PLATFORM UNITS 1,2,3	Bechtel			Y
STRUC-1		Approval	Civil	Drawing	25542-000-SS-1410-00001	EDT IDT PLATFORM STEEL SHEET 1	Bechtel			Y
STRUC-1		Approval	Civil	Drawing	25542-000-SS-1410-00002	EDT IDT PLATFORM STEEL SHEET 2	Bechtel			Y
STRUC-1		Approval	Civil	Drawing	25542-000-SS-1410-00003	EDT IDT PLATFORM STEEL SHEET 3	Bechtel			Y
STRUC-1		Approval	Civil	Drawing	25542-000-SS-1410-00004	EDT IDT PLATFORM STEEL SHEET 4	Bechtel			Y
STRUC-1		Approval	Civil	Drawing	25542-000-SS-1410-00005	EDT IDT PLATFORM STEEL SHEET 5	Bechtel			Y
STRUC-1		Approval	Civil	Drawing	25542-000-SS-1910-00001	BASE PLATE PLAN AND CONN DETAIL PIPE RACK STRUCTURAL STEEL	Bechtel			Y
STRUC-1		Approval	Civil	Drawing	25542-000-SS-1910-00002	PLAN AT EL 114-8 1/2 (TOS) PIPE RACK STRUCTURAL STEEL	Bechtel			Y
STRUC-1		Approval	Civil	Drawing	25542-000-SS-1910-00003	PLAN AT EL 126-2 1/8 (TOS) PIPE RACK STRUCTURAL STEEL	Bechtel			Y
STRUC-1		Approval	Civil	Drawing	25542-000-SS-1910-00004	ELEVATION ON GRID - RA AND RB PIPE RACK STRUCTURAL STEEL	Bechtel			Y
STRUC-1		Approval	Civil	Drawing	25542-000-SS-1910-00005	ELEVATION ON GRID - RC AND RD PIPE RACK STRUCTURAL STEEL	Bechtel			Y
STRUC-1		Approval	Civil	Drawing	25542-000-SS-1910-00006	ELEVATION ON GRID - R1, R2, R3 AND R4 PIPE RACK STRUCTURAL STEEL	Bechtel			Y
STRUC-1		Approval	Civil	Drawing	25542-000-SS-1910-00007	ELEVATION ON GRID - R5, R6, AND R7 PIPE RACK STRUCTURAL STEEL	Bechtel			Y
STRUC-1		Approval	Civil	Drawing	25542-000-SS-1910-00008	COLUMN WEB TO BEAM CONN DETAIL PIPE RACK STRUCTURAL STEEL	Bechtel			Y
STRUC-1		Approval	Civil	Drawing	25542-000-SS-1910-00009	COLUMN FLANGE TO BEAM CONN - BOLTED PIPE RACK STRUCTURAL STEEL	Bechtel			Y
STRUC-1		Approval	Civil	Drawing	25542-000-SS-1910-00010	BEAM TO BEAM CONN DETAIL PIPE RACK STRUCTURAL STEEL	Bechtel			Y
STRUC-1		Approval	Civil	Drawing	25542-000-SS-1910-00011	H_BRACE CONNECTION DETAIL PIPE RACK STRUCTURAL STEEL	Bechtel			Y
STRUC-1		Approval	Civil	Drawing	25542-000-SS-1910-00012	V_BRACE CONNECTION DETAIL PIPE RACK STRUCTURAL STEEL	Bechtel			Y
STRUC-1		Approval	Civil	Drawing	25542-000-SS-1910-00013	V_BRACE CONNECTION DETAIL PIPE RACK STRUCTURAL STEEL	Bechtel			Y
STRUC-1		Approval	Civil	Drawing	25542-000-SS-1910-00014	V_BRACE CONNECTION DETAIL PIPE RACK STRUCTURAL STEEL	Bechtel			Y
STRUC-1	G	Approval	Civil	Drawing	25542-000-SS-2110-00001	STEAM TURBINE STRUCTURAL STEEL PIPING RACK PLAN	Bechtel		Jun-11	
STRUC-1	G	Approval	Civil	Drawing	25542-000-SS-2110-00001	STEAM TURBINE STRUCTURAL STEEL PIPING PLATFORMS PLAN	Bechtel		Jun-11	
STRUC-1	G	Approval	Civil	Drawing	25542-000-SS-2110-00001	STEAM TURBINE STRUCTURAL STEEL PIPING RACK ELEVATIONS & SECTIONS	Bechtel		Jun-11	
STRUC-1		Approval	Civil	Drawing	25542-000-SS-2410-00001	PLAN AT LVL EL 111-0 5/8 (TOG) STG ENCLOSURE PLATFORM - SHEET 1	Bechtel			Y
STRUC-1		Approval	Civil	Drawing	25542-000-SS-2410-00002	PLAN AT LVL EL 119-8 11/16 (TOG) STG ENCLOSURE PLATFORM - SHEET 2	Bechtel			Y
STRUC-1		Approval	Civil	Drawing	25542-000-SS-2410-00003	PLAN AT LVL EL 111-8 1/8 (TOG) STG ENCLOSURE PLATFORM - SHEET 3	Bechtel			Y
STRUC-1		Approval	Civil	Drawing	25542-000-SS-2410-00004	PLAN AT LVL EL 117-7 1/4 (TOG) STG ENCLOSURE PLATFORM - SHEET 4	Bechtel			Y
STRUC-1		Approval	Civil	Drawing	25542-000-SS-2410-00005	PLAN AT LVL EL 110-1 (TOG) STG ENCLOSURE PLATFORM - SHEET 5	Bechtel			Y
STRUC-1		Approval	Civil	Drawing	25542-000-SS-2410-00006	PLAN AT LVL EL 110-1 (TOG) STG ENCLOSURE PLATFORM - SHEET 6	Bechtel			Y
STRUC-1		Approval	Civil	Drawing	25542-000-SS-2410-00007	PLAN AND SECTION AT RAMP PLATFORM STG ENCLOSURE PLATFORM - SHEET	Bechtel			Y
STRUC-1		Approval	Civil	Drawing	25542-000-SS-2410-00008	PLAN AT LVL EL 109-7 (TOG) STG ENCLOSURE PLATFORM - SHEET 8	Bechtel			Y
STRUC-1		Approval	Civil	Drawing	25542-000-SS-2410-00009	CONNECTION DETAILS STG ENCLOSURE PLATFORM - SHEET 9	Bechtel			Y
STRUC-1		Approval	Civil	Drawing	25542-000-SS-2410-00010	CONNECTION DETAILS STG ENCLOSURE PLATFORM - SHEET 10	Bechtel			Y
STRUC-1		Approval	Civil	Drawing	25542-000-SS-7210-00011	STRAINER PLATFORM PLAN AND ELEVATION	Bechtel			Y
STRUC-1		Approval	Civil	Drawing	25542-000-SS-7210-00012	DIESEL FILL PLATFORM PLAN AND ELEVATION	Bechtel			Y
STRUC-1		Approval	Civil	Drawing	25542-009-SS-9010-00003	DIESEL FILLING PLATFORM STEEL PLAN AT EL 3005-0 (TOS)	Bechtel			Y
STRUC-1		Approval	Civil	Drawing	25542-000-SS-3210-00001	PLAN AND ELEVATIONS GCB STRUCTURAL STEEL	Bechtel			Y
STRUC-1		Approval	Civil	Drawing	25542-000-SS-3210-00002	STRUCTURAL STEEL CONNECTION DETAILS GCB STRUCTURAL STEEL	Bechtel			Y
STRUC-1		Approval	Civil	Drawing	25542-000-SS-3210-00003	STRUCTURAL STEEL CONNECTION DETAILS GCB STRUCTURAL STEEL	Bechtel			Y
STRUC-1		Approval	Civil	Drawing	25542-000-SS-3210-00004	PLAN AND ELEVATION PSB STEEL	Bechtel			Y
STRUC-1		Approval	Civil	Drawing	25542-000-SS-3210-00005	SECTIONS PSB STEEL	Bechtel			Y
STRUC-1		Approval	Civil	Drawing	25542-000-SS-7110-00001	ISOMETRIC VIEW SUNSHADE STEEL - WTA	Bechtel			Y
STRUC-1		Approval	Civil	Drawing	25542-000-SS-7110-00002	PLAN SUNSHADE STEEL - WTA	Bechtel			Y
STRUC-1		Approval	Civil	Drawing	25542-000-SS-7110-00003	PLAN AT RAFTER BRACE SUNSHADE STEEL - WTA	Bechtel			Y
STRUC-1		Approval	Civil	Drawing	25542-000-SS-7110-00004	SECTIONS SUNSHADE STEEL - WTA	Bechtel			Y
STRUC-1		Approval	Civil	Drawing	25542-000-SS-7110-00005	SIDE RUNNER SECTIONS SUNSHADE STEEL - WTA	Bechtel			Y
STRUC-1		Approval	Civil	Drawing	25542-000-SS-7110-00006	CONNECTION DETAILS (SHEET 1) SUNSHADE STEEL - WTA	Bechtel			Y
STRUC-1		Approval	Civil	Drawing	25542-000-SS-7110-00007	PLAN ELEVATIONS AND CONNECTIONS DETAILS PIPE SUPPORTS WT AREA	Bechtel			Y
STRUC-1		Approval	Civil	Drawing	25542-000-SS-7110-00008	PLAN AND ELEVATIONS PLATFORM WT AREA	Bechtel			Y
STRUC-1		Approval	Civil	Drawing	25542-000-SS-7110-00009	CONNECTIONS DETAILS PLATFORM WT AREA	Bechtel			Y
STRUC-1		Approval	Civil	Drawing	25542-000-SS-7110-00010	CONNECTIONS DETAILS PLATFORM WT AREA	Bechtel			Y
STRUC-1		Approval	Civil	Drawing	25542-000-SS-7110-00011	CONNECTION DETAILS (SHEET 2) SUNSHADE STEEL - WTA	Bechtel			Y
STRUC-1		Approval	Civil	Drawing	25542-000-SS-7210-00001	ISOMETRIC VIEW ACC AREA SUNSHADE	Bechtel			Y
STRUC-1		Approval	Civil	Drawing	25542-000-SS-7210-00002	ACC AREA SUNSHADE PLAN	Bechtel			Y
STRUC-1		Approval	Civil	Drawing	25542-000-SS-7210-00003	ACC AREA SUNSHADE PLAN AT RAFTER BRACE	Bechtel			Y
STRUC-1		Approval	Civil	Drawing	25542-000-SS-7210-00004	ACC AREA SUNSHADE SECTIONS	Bechtel			Y
STRUC-1		Approval	Civil	Drawing	25542-000-SS-7210-00005	ACC AREA SUNSHADE SIDE RUNNER SECTIONS	Bechtel			Y
STRUC-1		Approval	Civil	Drawing	25542-000-SS-7210-00006	ACC AREA SUNSHADE CONNECTION DETAILS SHEET 1	Bechtel			Y
STRUC-1		Approval	Civil	Drawing	25542-000-SS-7210-00007	ACC AREA SUNSHADE CONNECTION DETAILS SHEET 2	Bechtel			Y
STRUC-1		Approval	Civil	Drawing	25542-000-SS-8110-00001	ELECTRICAL CABINET SUPPORT FRAME KEY PLAN	Bechtel			Y
STRUC-1		Approval	Civil	Drawing	25542-000-SS-8110-00002	ADMI BLDG MCC CABINET RACK	Bechtel			Y
STRUC-1		Approval	Civil	Drawing	25542-000-SS-8110-00003	ADMIN BLDG RVT AND UPS CABINET RACKS	Bechtel			Y
STRUC-1		Approval	Civil	Drawing	25542-000-SS-8110-00004	ADMIN BLDG ESD I/O, SFINCS AND FUTURE CABINET RACKS	Bechtel			Y
STRUC-1		Approval	Civil	Drawing	25542-000-SS-8110-00005	ADMIN BLDG MISC CABINET RACKS	Bechtel			Y
STRUC-1		Approval	Civil	Drawing	25542-009-SS-9010-00001	PLATFORM NEAR FIRE WATER TANK	Bechtel			Y
STRUC-1		Approval	Civil	Drawing	25542-009-SS-9010-00002	CONNECTION DETAILS NEAR FIRE WATER TANK	Bechtel			Y
STRUC-1	NA	Approval	Civil	Drawing	25542-009-SW-3690-00001	33KV TRANSMISSION LINE WOOD POLE AND GUY WIRE	Bechtel			Y
CIVIL-1	NA	Approval	Civil	Control Plan	25542-002-30R-K01G-00001	DRAINAGE, EROSION AND SEDIMENT CONTROL PLAN PHASE 2	Bechtel			Y
CIVIL-1	NA	Approval	Civil	Control Plan	25542-003-30R-K01G-00001	DESCP PHASE 3	Bechtel			Y
S&W-1 / CIVIL-1	NA	Approval	Civil	Calculation	25542-001-CGC-CG00-00001	UNIT 1 STORMWATER AND SITE DRAINAGE DESIGN	Bechtel		10 A	Y
S&W-1 / CIVIL-1	NA	Approval	Civil	Calculation	25542-002-CGC-0000-00001	UNIT 2 STORMWATER AND SITE DRAINAGE DESIGN	Bechtel		Sep-	Y
CIVIL-1	NA	Approval	Civil	Calculation	25542-002-CGC-CG00-00002	IVANPAH 2 - POWER BLOCK DIVERSION CHANNELS HYDRAULIC DESIGN	Bechtel			Y
S&W-1 / CIVIL-1	NA	Approval	Civil	Calculation	25542-003-CGC-0000-00001	UNIT 3 STORMWATER AND SITE DRAINAGE DESIGN	Bechtel		#####	
CIVIL-1	NA	Approval	Civil	Calculation	25542-003-CGC-CG00-00001	IVANPAH 3 POWER BLOCK DRAINAGE SIZING	Bechtel			Y
CIVIL-1	NA	Approval	Civil	Calculation	25542-003-CGC-CG00-00002	IVANPAH 3 POWER BLOCK DIVERSION CHANNELS HYDRAULIC SIZING	Bechtel			Y
S&W-1 / CIVIL-1	NA	Approval	Civil	Calculation	25542-009-CGC-CG00-00001	COMMON AREA STORMWATER AND SITE DRAINAGE DESIGN	Bechtel		10 A	Y
STRUC-1	G	Approval	Civil	Calculation	25542-000-DBC-0100-00001	POWER BLOCK SUMP	Bechtel		Feb-	
STRUC-1	G	Approval	Civil	Calculation	25542-000-DBC-0410-00001	Steam Turbine Platform PIPE RACK FOUNDATIONS	Bechtel		#####	
STRUC-1	G	Approval	Civil	Calculation	25542-000-DBC-1110-00001	DESIGN OF SOIL SUPPORTED FOUNDATION FOR SOLAR TOWER FOR IN-	Bechtel		Dec-	Y
STRUC-1	NA	Approval	Civil	Calculation	25542-000-DBC-1110-00003	DESIGN OF FOUNDATIONS FOR MODULES DURING CONSTRUCTION PHASE	Bechtel			Y
STRUC-1		Approval	Civil	Calculation	25542-000-DBC-1110-00004	DESIGN OF FOUNDATIONS FOR SRSG TOWER MODULES DURING	Bechtel			Y
STRUC-1	G	Approval	Civil	Calculation	25542-000-DBC-1120-00001	Solar TOWER ELEVATED SLAB	Bechtel		Dec-	
STRUC-1		Approval	Civil	Calculation	25542-000-DBC-1410-00001	DESIGN OF POWER BLOCK AREA SUMP	Bechtel			Y

Certification	GEN-2 Tbl. 2 (G)	Reason -	Discipline	t Type	Document Number	Title	Vendor/	Remarks	cast	Approved
STRUC-1	G	Approval	Civil	Calculation	25542-000-DBC-1910-00001	DESIGN OF AUXILIARY BOILER SUMP	Bechtel		Jun-11	Y
STRUC-1		Approval	Civil	Calculation	25542-000-DBC-2210-00002	DESIGN OF FOUNDATION FOR HEATER BAY FOUNDATION FOR ALL UNITS	Bechtel			Y
STRUC-1		Approval	Civil	Calculation	25542-000-DBC-2210-00001	DESIGN OF FOUNDATION FOR LUBE OIL UNIT	Bechtel			Y
STRUC-1	G	Approval	Civil	Calculation	25542-000-DBC-2310-00001	DESIGN OF FOUNDATION FOR AIR COOLED CONDENSER	Bechtel			Y
STRUC-1	G	Approval	Civil	Calculation	25542-000-DBC-2410-00001	STEAM TURBINE FOUNDATION	Bechtel		10 A	Y
STRUC-1	G	Approval	Civil	Calculation	25542-001-DBC-2410-00001	UNIT 1 STEAM TURBINE GENERATOR FOUNDATION, ANALYSIS AND DESIGN	Bechtel			Y
STRUC-1	G	Approval	Civil	Calculation	25542-001-DBC-2410-00002	ANCHORAGE CAPACITY CHECK	Bechtel			Y
STRUC-1	G	Approval	Civil	Calculation	25542-001-DBC-2410-00003	DESIGN OF EMBED PLATES FOR STG FOUNDATION	Bechtel			Y
STRUC-1	G	Approval	Civil	Calculation	25542-000-DBC-2490-00001	STEAM TURBINE PEDESTAL EMBEDDED PLATES	Bechtel		10 A	
STRUC-1	G	Approval	Civil	Calculation	25542-000-DBC-3110-00001	Plant Services Bldg Foundation	Bechtel		Feb-	
STRUC-1	NA	Approval	Civil	Calculation	25542-000-DBC-3210-00001	ELECTRICAL MODULE 1 SLAB	Bechtel		Jun-11	Y
STRUC-1	NA	Approval	Civil	Calculation	25542-000-DBC-3210-00002	ELECTRICAL MODULE 2 SLAB	Bechtel		Jul-11	Y
STRUC-1	NA	Approval	Civil	Calculation	25542-000-DBC-3210-00007	DESIGN OF FOUNDATION FOR EXCITATION TRANSFORMER FOR UNIT 1, 2, 3	Bechtel			Y
STRUC-1		Approval	Civil	Calculation	25542-000-DBC-3210-00008	DESIGN OF FOUNDATION FOR GENERATOR CIRCUIT BREAKER SUPPORTING	Bechtel			Y
STRUC-1		Approval	Civil	Calculation	25542-000-DBC-3210-00010	DESIGN OF FOUNDATION FOR MCC TRANSFORMERS UNIT 1, 2 AND 3	Bechtel			Y
STRUC-1		Approval	Civil	Calculation	25542-000-DBC-3210-00011	DESIGN OF POWER DISTRIBUTION UNIT (PDU) FOUNDATION - SOLAR FIELD	Bechtel			Y
STRUC-1		Approval	Civil	Calculation	25542-000-DBC-3210-00012	DESIGN OF FOUNDATION FOR STATION SERVICE TRANSFORMER	Bechtel			Y
STRUC-1	NA	Approval	Civil	Calculation	25542-009-DBC-3210-00001	DESIGN OF FOUNDATION FOR PAD MOUNTED 33KV SWITCHGEAR	Bechtel			Y
STRUC-1	NA	Approval	Civil	Calculation	25542-009-DBC-3210-00002	DESIGN OF FOUNDATION FOR PAD MOUNTED 500KVA TRANSFORMER FOR	Bechtel			Y
STRUC-1	NA	Approval	Civil	Calculation	25542-009-DBC-3210-00003	DESIGN OF FOUNDATION FOR PAD MOUNTED 1000KVA TRANSFORMER FOR	Bechtel			Y
STRUC-1	NA	Approval	Civil	Calculation	25542-009-DBC-3210-00005	DESIGN OF FOUNDATION FOR PAD MOUNTED 1500KVA TRANSFORMER FOR	Bechtel			Y
STRUC-1	NA	Approval	Civil	Calculation	25542-009-DBC-3210-00006	DESIGN OF FOUNDATION FOR 1200 AMP ELECTRICAL SWITCHBOARDS	Bechtel			Y
STRUC-1	G	Approval	Civil	Calculation	25542-009-DBC-7610-00001	DESIGN OF FOUNDATION FOR COMMON AREA FIRE/RAW WATER TANKS	Bechtel			Y
STRUC-1	NA	Approval	Civil	Calculation	25542-000-DBC-3310-00001	MCC TRANSFORMER FOUNDATION	Bechtel		Jun-11	
TSE-5	T	Approval	Civil	Calculation	25542-000-DBC-3410-00001	UNIT AUXILIARY & GENERATOR STEP-UP TRANSFORMER FOUNDATION	Bechtel		#####	
STRUC-1	G	Approval	Civil	Calculation	25542-000-DBC-3710-00001	EMERGENCY DIESEL GENERATOR FOUNDATION	Bechtel		Jun-11	Y
TSE-5	T	Approval	Civil	Calculation	25542-000-DBC-3810-00001	GENERATOR CIRCUIT BREAKER & EXCITATION TRANSFORMER FOUNDATION	Bechtel		#####	
STRUC-1	NA	Approval	Civil	Calculation	25542-000-DBC-6110-00001	LUBE OIL/DIESEL UNLOADING AREA SLAB	Bechtel		#####	
STRUC-1	G	Approval	Civil	Calculation	25542-000-DBC-7110-00001	WATER TREATMENT AREA SLAB	Bechtel		#####	Y
STRUC-1	G	Approval	Civil	Calculation	25542-000-DBC-7110-00002	WATER TREATMENT AREA EQUIPMENT PAD	Bechtel		#####	Y
STRUC-1	G	Approval	Civil	Calculation	25542-000-DBC-7110-00003	DESIGN OF ANCHORS FOR DEMIN WATER TRAILER	Bechtel			Y
STRUC-1		Approval	Civil	Calculation	25542-000-DBC-7110-00004	DESIGN OF WT ELECTRICAL EQUIPMENT MODULE FOUNDATION FOR UNIT 1, 2	Bechtel			Y
STRUC-1		Approval	Civil	Calculation	25542-000-DBC-7110-00005	DESIGN OF FOUNDATION FOR SRSG BLOW DOWN COOLER	Bechtel			Y
STRUC-1		Approval	Civil	Calculation	25542-000-DBC-7110-00006	DESIGN OF MISCELLANEOUS PIPE SUPPORTS NEAR WSAC FOR UNITS 1/2/3	Bechtel			Y
STRUC-1		Approval	Civil	Calculation	25542-000-DBC-7110-00008	DESIGN OF SUN SHADE FOUNDATION - WT AREA	Bechtel			Y
STRUC-1		Approval	Civil	Calculation	25542-000-DBC-7110-00009	DESIGN OF DEMINERALIZED SWAS BUILDING FOUNDATION - WT AREA	Bechtel			Y
STRUC-1		Approval	Civil	Calculation	25542-000-DBC-7110-00010	DESIGN OF FOUNDATION FOR PLANT AIR EQUIPMENT	Bechtel			Y
STRUC-1	G	Approval	Civil	Calculation	25542-000-DBC-7210-00001	AIR COOLED CONDENSER FOUNDATIONS	Bechtel		Feb-	
STRUC-1	NA	Approval	Civil	Calculation	25542-000-DBC-7210-00003	CONDENSATE POLISHER SUMP FOR UNITS 1/2/3	Bechtel			Y
STRUC-1	NA	Approval	Civil	Calculation	25542-000-DBC-7211-00001	DRY DELUGED AUXILIARY COOLER FOUNDATION SECTIONS & DETAILS	Bechtel		#####	
STRUC-1	G	Approval	Civil	Calculation	25542-000-DBC-7510-00001	DESIGN OF FOUNDATION FOR FIRE WATER PUMP PACKAGE AND ENCLOSURE	Bechtel			Y
STRUC-1	G	Approval	Civil	Calculation	25542-000-DBC-7610-00001	DEMINERALIZED WATER STORAGE TANK FOUNDATION - DESIGN OF	Bechtel		#####	Y
STRUC-1	G	Approval	Civil	Calculation	25542-000-DBC-7610-00002	RAW WATER SUPPLY STORAGE TANK FOUNDATION	Bechtel			Y
STRUC-1	G	Approval	Civil	Calculation	25542-000-DBC-7610-00003	DESIGN OF FOUNDATION FOR MIRROR WASH WATER STORAGE TANK	Bechtel			Y
STRUC-1		Approval	Civil	Calculation	25542-000-DBC-7610-00004	DESIGN OF FOUNDATION FOR POTABLE WATER TANK	Bechtel			Y
STRUC-1	G	Approval	Civil	Calculation	25542-000-DBC-7710-00001	WASTEWATER COLLECTION TANK FOUNDATION	Bechtel		Jun-11	
STRUC-1		Approval	Civil	Calculation	25542-000-DBC-7710-00002	DESIGN OF FOUNDATION FOR THE WASTE WATER TANK	Bechtel			Y
~~STRUC-1~~		~~Approval~~	~~Civil~~	~~Calculation~~	~~25542-000-DBC-9010-00001~~	~~MISC. CONCRETE FOUNDATIONS~~	~~Bechtel~~	~~DELETE~~	~~#####~~	
STRUC-1	G	Approval	Civil	Calculation	25542-009-DBC-9010-000##	MIRROR WASH TANK FOUNDATION	Bechtel		#####	
STRUC-1	NA	Approval	Civil	Calculation	25542-009-DBC-9010-000##	CPDU FOUNDATIONS (HELIOSTAT FIELD)	Bechtel		Jun-11	
STRUC-1		Approval	Civil	Calculation	25542-009-DBC-7510-00001	DESIGN OF FOUNDATION FOR FIRE WAER SUPPLY PACKAGE AND ENCLOSURE	Bechtel			Y
STRUC-1	G	Approval	Civil	Calculation	25542-009-DBC-7610-00001	DESIGN OF FOUNDATINO FOR COMMON AREA FIRE/RAW WATER TANKS	Bechtel			Y
STRUC-1	NA	Approval	Civil	Calculation	25542-009-DBC-9010-00001	DESIGN OF FOUNDATION FOR HELIOSTAT ASSEMBLY BUILDING AND PAD	Bechtel			Y
STRUC-1	NA	Approval	Civil	Calculation	25542-009-DBC-9010-00002	DESIGN OF ANCHORAGES FOR COLUMNS AND TIE RODS FOR HELIOSTAT	Bechtel			Y
STRUC-1	NA	Approval	Civil	Calculation	25542-009-DBC-9010-00003	DESIGN OF GRADE SLAB FOR HAB AND PBMB	Bechtel			Y
STRUC-1		Approval	Civil	Calculation	25542-009-DBC-9010-00005	DESIGN OF FOUNDATION FOR WATER TREATMENT EQUIPMENT NEAR PAD	Bechtel			Y
~~STRUC-1~~		~~Approval~~	~~Civil~~	~~Calculation~~	~~25542-009-DBC-9010-00##~~	~~WEATHER STATION FOUNDATION~~	~~Bechtel~~	~~DELETE~~	~~#####~~	
STRUC-1	G	Approval	Civil	Calculation	25542-000-SSC-0410-00001	Steam Turbine platform PIPE RACK STRUCTURAL STEEL PLAN	Bechtel		Jun-11	
STRUC-1	G	Approval	Civil	Calculation	25542-000-SSC-1100-00001	SOLAR TOWER STRUCTURAL ANALYSIS	Bechtel			Y
STRUC-1	G	Approval	Civil	Calculation	25542-000-SSC-1100-00002	ACROSS WIND ANALYSIS OF SOLAR TOWER	Bechtel			Y
STRUC-1	G	Approval	Civil	Calculation	25542-000-SSC-1110-00001	Solar TOWER STRUCTURAL STEEL BASE PLATE DESIGN	Bechtel		#####	
STRUC-1	G	Approval	Civil	Calculation	25542-000-SSC-1120-00001	Solar TOWER STRUCTURAL STEEL PLATFORM DESIGN	Bechtel		#####	Y
STRUC-1	G	Approval	Civil	Calculation	25542-000-SSC-1120-00002	SOLAR TOWER STRUCTURAL PLATFORM DESIGN - ELEVATION 120'	Bechtel			Y
STRUC-1	G	Approval	Civil	Calculation	25542-000-SSC-1120-00003	SOLAR TOWER STRUCTURAL PLATFORM DESIGN - ELEVATION 140'	Bechtel			Y
STRUC-1	G	Approval	Civil	Calculation	25542-000-SSC-1120-00004	SOLAR TOWER STRUCTURAL PLATFORM DESIGN - ELEVATION 180'	Bechtel			Y
STRUC-1	G	Approval	Civil	Calculation	25542-000-SSC-1120-00005	SOLAR TOWER STRUCTURAL PLATFORM DESIGN - ELEVATION 220'	Bechtel			Y
STRUC-1	G	Approval	Civil	Calculation	25542-000-SSC-1120-00006	SOLAR TOWER STRUCTURAL PLATFORM DESIGN - ELEVATION 259'	Bechtel			Y
STRUC-1	G	Approval	Civil	Calculation	25542-000-SSC-1120-00007	SOLAR TOWER STRUCTURAL PLATFORM DESIGN - ELEVATION 298'	Bechtel			Y
STRUC-1	G	Approval	Civil	Calculation	25542-000-SSC-1120-00008	SOLAR TOWER STRUCTURAL PLATFORM DESIGN - ELEVATION 337'	Bechtel			Y
STRUC-1	G	Approval	Civil	Calculation	25542-000-SSC-1120-00009	SOLAR TOWER STRUCTURAL PLATFORM DESIGN - ELEVATION 376'	Bechtel			Y
STRUC-1	G	Approval	Civil	Calculation	25542-000-SSC-1120-00010	SOLAR TOWER STRUCTURAL PLATFORM DESIGN - ELEVATION 396'-6"	Bechtel			Y
STRUC-1	G	Approval	Civil	Calculation	25542-000-SSC-1120-00011	SOLAR TOWER STRUCTURAL PLATFORM DESIGN - ELEVATION 415'	Bechtel			Y
STRUC-1	G	Approval	Civil	Calculation	25542-000-SSC-1120-00012	SOLAR TOWER STRUCTURAL PLATFORM DESIGN - ELEVATION 427'	Bechtel			Y
STRUC-1	G	Approval	Civil	Calculation	25542-000-SSC-1120-00013	SOLAR TOWER STRUCTURAL PLATFORM DESIGN - ELEVATION 439'	Bechtel			Y
STRUC-1	G	Approval	Civil	Calculation	25542-000-SSC-1120-00014	CONNECTION DESIGN FOR TOWER COLUMNS	Bechtel			Y
STRUC-1	G	Approval	Civil	Calculation	25542-000-SSC-1120-00015	DESIGN OF LATERAL FORCE RESISTING STSTEM OF SOLAR TOWER (UP TO EL.	Bechtel			Y
STRUC-1	G	Approval	Civil	Calculation	25542-000-SSC-1120-00016	CONNECTION DESIGN OF VERTICAL BRACING FOR TOWER	Bechtel			Y
STRUC-1	G	Approval	Civil	Calculation	25542-000-SSC-1120-00018	STAIR TOWER CONNECTION DESIGN	Bechtel			Y
STRUC-1	G	Approval	Civil	Calculation	25542-000-SSC-1120-00019	PLATFORM CONNECTION DESIGN - FLOORS 220' TO 439'	Bechtel			Y
STRUC-1	G	Approval	Civil	Calculation	25542-000-SSC-1120-00020	PLATFORM CONNECTION DESIGN - FLOORS 120', 140', 180'	Bechtel			Y
STRUC-1	G	Approval	Civil	Calculation	25542-000-SSC-1120-00021	FINITE ELEMENT ANALYSIS FOR SOLAR TOWER KNUCKLE CONNECTION	Bechtel			Y
STRUC-1	G	Approval	Civil	Calculation	25542-000-SSC-1120-00022	CONNECTION DESIGN FOR CONSTRUCTION LIFE DEVICES	Bechtel			Y
STRUC-1		Approval	Civil	Calculation	25542-000-SSC-1120-00017	SRSG COLUMN AND VERTICAL BRACE DESIGN	Bechtel			Y
STRUC-1		Approval	Civil	Calculation	25542-000-SSC-1120-00023	SRSG EL 451 STRUCTURAL STEEL PLATFORM DESIGN	Bechtel			Y
STRUC-1		Approval	Civil	Calculation	25542-000-SSC-1120-00024	SRSG EL 460 STRUCTURAL STEEL PLATFORM DESIGN	Bechtel			Y
STRUC-1		Approval	Civil	Calculation	25542-000-SSC-1120-00025	SRSG EL 472 STRUCTURAL STEEL PLATFORM DESIGN	Bechtel			Y
STRUC-1		Approval	Civil	Calculation	25542-000-SSC-1120-00027	SRSG EL 491 STRUCTURAL STEEL PLATFORM DESIGN	Bechtel			Y
STRUC-1		Approval	Civil	Calculation	25542-000-SSC-1120-00028	SRSG EL 500 STRUCTURAL STEEL PLATFORM DESIGN	Bechtel			Y
STRUC-1		Approval	Civil	Calculation	25542-000-SSC-1120-00030	SRSG EL 524 STRUCTURAL STEEL PLATFORM DESIGN	Bechtel			Y
STRUC-1		Approval	Civil	Calculation	25542-000-SSC-1120-00031	SRSG EL 536 STRUCTURAL STEEL PLATFORM DESIGN	Bechtel			Y
STRUC-1		Approval	Civil	Calculation	25542-000-SSC-1120-00032	SRSG EL 551 STRUCTURAL STEEL PLATFORM DESIGN	Bechtel			Y
STRUC-1		Approval	Civil	Calculation	25542-000-SSC-1120-00026	SRSG EL WATERWALL STEEL DESIGN	Bechtel			Y
STRUC-1		Approval	Civil	Calculation	25542-000-SSC-1120-00039	SRSG COLUMN AND VERTICAL BRACE CONNECTION DESIGN	Bechtel			Y
STRUC-1		Approval	Civil	Calculation	25542-000-SSC-1120-00036	SRSG BEAM CONNECTION DESIGN	Bechtel			Y
STRUC-1		Approval	Civil	Calculation	25542-000-SSC-1120-00037	SRSG HORIZONTAL BRACE CONNECTION DESIGN	Bechtel			Y
STRUC-1		Approval	Civil	Calculation	25542-000-SSC-1120-00038	SRSG MISCELLANEOUS STEEL CONNECTION DESIGN	Bechtel			Y
STRUC-1		Approval	Civil	Calculation	25542-000-SSC-1120-00035	SRSG - STEEL CONNECTIONS BEYOND MAIN COLUMN LINES	Bechtel			Y
STRUC-1		Approval	Civil	Calculation	25542-000-SSC-1120-00033	SRSG PROTECTION PANELS STRUCTURAL STEEL DESIGN	Bechtel			Y
STRUC-1		Approval	Civil	Calculation	25542-000-SSC-1120-00040	SRSG PROTECTION PANELS STEEL CONNECTION DESIGN	Bechtel			Y
STRUC-1	G	Approval	Civil	Calculation	25542-000-SSC-1140-00001	Solar TOWER STRUCTURAL STEEL SUPPORT LEVEL DESIGN	Bechtel		#####	

Certification	GEN-2 Tbl. 2 (G)	Reason -	Discipline	t Type	Document Number	Title	Vendor/	Remarks	cast	Approved
STRUC-1	G	Approval	Civil	Calculation	25542-000-SSC-1150-00001	Solar TOWER STRUCTURAL STEEL STAIR TOWER	Bechtel		#####	Y
STRUC-1	G	Approval	Civil	Calculation	25542-000-SSC-1152-00001	SOLAR TOWER STRUCTURAL ANALYSIS DURING CONSTRUCTION	Bechtel			Y
STRUC-1		Approval	Civil	Calculation	25542-000-SSC-1910-00001	DESIGN OF AUXILIARY BOILER PIPE RACK STEEL AND CONNECTION DESIGN	Bechtel			Y
STRUC-1	G	Approval	Civil	Calculation	25542-000-SSC-2110-00001	STEAM TURBINE STRUCTURAL STEEL PIPE RACK	Bechtel		Jun-11	
STRUC-1	G	Approval	Civil	Calculation	25542-000-SSC-2120-00001	STEAM TURBINE STRUCTURAL STEEL PIPING PLATFORMS	Bechtel		Jun-11	
STRUC-1		Approval	Civil	Calculation	25542-000-SSC-2210-00001	DESIGN OF HEATER BAY STEEL PLATFORM	Bechtel			Y
STRUC-1		Approval	Civil	Calculation	25542-000-SSC-3210-00001	DESIGN OF GENERATOR CIRCUIT BREAKER STRUCTURAL STEEL	Bechtel			Y
STRUC-1	G	Approval	Civil	Calculation	25542-000-SSC-3510-00001	33KV WOOD POLE DESIGN	Bechtel			Y
STRUC-1		Approval	Civil	Calculation	25542-000-SSC-7110-00001	DESIGN OF SUNSHADE STEEL STRUCTURE - WTA FOR UNIT 1, 2, 3	Bechtel			Y
STRUC-1		Approval	Civil	Calculation	25542-000-SSC-7110-00002	DESIGN OF MISCELLANEOUS STEEL PIPE SUPPORTS MPS AND	Bechtel			Y
STRUC-1		Approval	Civil	Calculation	25542-000-SSC-7210-00001	DESIGN OF SUNSHADE STEEL STRUCTURE ACC AREA FOR UNITS 1, 2 AND 3	Bechtel			Y
STRUC-1		Approval	Civil	Calculation	25542-000-SSC-8100-00001	ADMIN BUILDING EQUIPMENT RACK DESIGN	Bechtel			Y
STRUC-1		Approval	Civil	Calculation	25542-000-SSC-9210-00002	DESIGN OF MISC STEEL PIPE SUPPORTS (MPS) AND STEEL PLATFORM DESIGN	Bechtel			Y
STRUC-1	G	Approval	Civil	Calculation	25542-000-SSC-3510-00002	115 KV TRANSMISSION LINE - CURRENT TRANSFORMER VOLTAGE	Bechtel			Y
STRUC-1	G	Approval	Civil	Calculation	25542-000-SSC-3510-00003	115KV TRANSMISSION LINE - DISCONNECT SWITCH STEEL SUPPORT	Bechtel			Y
STRUC-1		Approval	Civil	Drawing	25542-000-SS-3510-00001	115 KV SWITCHYARD EQUIPMENT SUPPORT STRUCTURES ARRANGEMENT	Bechtel			Y
STRUC-1		Approval	Civil	Drawing	25542-000-SS-3590-00001	115KV SWITCHYARD STRUCTURAL STEEL DISCONNECT SWITCH SUPPORT S1	Bechtel			Y
STRUC-1		Approval	Civil	Drawing	25542-000-SS-3590-00002	115KV SWITCHYARD STRUCTURAL STEEL SUPPORTS S2,S3,S4	Bechtel			Y
STRUC-1		Approval	Civil	Drawing	25542-000-SS-3590-00003	115KV SWITCHYARD STRUCTURAL STEEL SUPPORT S5	Bechtel			Y
GEO-1	NA	Approval	Civil	Document	25542-000-G27-GZC-00067	Geotechnical Report - Unit 1 & Common Facility	Vendor		#####	Y
GEO-1	NA	Approval	Civil	Document	25542-002-K0R-CY00-00001	SUBSURFACE INVESTIGATION AND FOUNDATION REPORT UNIT 2	Bechtel			Y
GEO-1	NA	Approval	Civil	Document	25542-003-K0R-CY00-00001	SUBSURFACE INVESTIGATION AND FOUNDATION REPORT FOR THE IVANPAH	Bechtel			Y
GEO-1	NA	Approval	Civil	Document	25542-009-K0R-CY00-00001	SUBSURFACE INVESTIGATION AND FOUNDATION REPORT	Bechtel			Y
S&W-1 / CIVIL-1	NA	Approval	Civil	Specification	25542-000-3PS-CE01-00001	SITE PREPARATION AND EARTHWORK CONSTRUCTION	Bechtel		10 A	Y
CIVIL-1	NA	Approval	Civil	Specification	25542-000-3PS-CS01-00001	BITUMINOUS PAVING OF ROADS	Bechtel		10 A	Y
~~CIVIL-1~~		~~Approval~~	~~Civil~~	~~Specification~~	~~25542-000-3PS-CY04-00001~~	~~SITE SURVEYING SERVICES~~	~~Bechtel~~	~~Delete~~		
~~CIVIL-1~~		~~Reference~~	~~Civil~~	~~Specification~~	~~25542-000-3PS-CY05-00001~~	~~SUBSURFACE INVESTIGATION AND LABORATORY TESTING~~	~~Bechtel~~	~~Delete~~		
STRUC-1	G	Approval	Civil	Specification	25542-000-3PS-DB01-00001	FURNISHING AND DELIVERING READY-MIX CONCRETE	Bechtel		010 A	Y
STRUC-1	G	Approval	Civil	Specification	25542-000-3PS-DB02-00001	CONCRETE WORK	Bechtel		010 A	Y
STRUC-1	G	Approval	Civil	Specification	25542-000-3PS-DD00-00001	PURCHASE OF EMBEDDED STEEL AND ANCHOR BOLTS	Bechtel		010 A	Y
STRUC-1	G	Approval	Civil	Specification	25542-000-3PS-DG01-00001	REINFORCING BAR	Bechtel		010 A	Y
STRUC-1	G	Approval	Civil	Specification	25542-000-3PS-SS01-00001	PURCHASE OF STRUCTURAL AND MISCELLANEOUS STEEL	Bechtel		#####	Y
STRUC-1	G	Approval	Civil	Specification	25542-000-3PS-SS02-00001	ERECTION OF STRUCTURAL AND MISCELLANEOUS STEEL	Bechtel		Jan-11	Y
STRUC-1	G	Approval	Civil	Specification	25542-000-3PS-SY01-00001	MATERIAL TESTING SERVICES FOR CONCRETE, EARTHWORK, AND PAVING	Bechtel		Aug-	Y
STRUC-1	G	Approval	Architectural	Drawing	25542-000-V1A-AKBS-000##	information) ADMIN/MAINTENANCE/WAREHOUSE BUILDING	Vendor		#####	
STRUC-1	G	Approval	Architectural	Drawing	25542-000-V1A-AKBS-000##	ADMIN/MAINTENANCE/WAREHOUSE BUILDING	Vendor		#####	
STRUC-1	G	Approval	Architectural	Drawing	25542-000-V1A-AKBS-000##	BUILDING	Vendor		#####	
STRUC-1	G	Approval	Architectural	Drawing	25542-000-V1A-AKBS-000##	ARCHITECRUTALSCHEDULES , ADMIN/MAINTENANCE/WAREHOUSE BUILDING	Vendor		#####	
STRUC-1	G	Approval	Architectural	Drawing	25542-000-V1A-AKBS-000##	STRUCTURAL DRAWINGS, ADMIN/MAINTENANCE/WAREHOUSE BUILDING	Vendor		#####	
STRUC-1	G	Approval	Architectural	Document	25542-000-V1A-AKBS-000##	ADMIN/MAINTENANCE/WAREHOUSE BUILDING	Vendor		#####	
STRUC-1	G	Approval	Architectural	Calculation	25542-000-V1A-AKBS-000##	STRUCTURAL CALCULATIONS, ADMIN/MAINTENANCE/WAREHOUSE BUILDING	Vendor		#####	
STRUC-1	G	Approval	Architectural	Drawing	25542-000-V1A-AKBS-000##	FOUNDATION DRAWINGS, ADMIN/MAINTENANCE/WAREHOUSE BUILDING	Vendor		#####	
STRUC-1	G	Approval	Architectural	Calculation	25542-000-V1A-AKBS-000##	FOUNDATION CALCULATIONS, ADMIN/MAINTENANCE/WAREHOUSE BUILDING	Vendor		#####	
MECH-3	G	Approval	Architectural	Drawing	25542-000-V1A-AKBS-000##	HVAC SYSTEM PLANS, ADMIN/MAINTENANCE/WAREHOUSE BUILDING	Vendor		#####	
MECH-3	G	Approval	Architectural	Calculation	25542-000-V1A-AKBS-000##	HVAC SYSTEM CALCULATIONS, ADMIN/MAINTENANCE/WAREHOUSE BUILDING	Vendor		#####	
MECH-1	G	Approval	Architectural	Drawing	25543-000-V1A-AKBS-000##	PLUMBING PLANS, ADMIN/MAINTENANCE/WAREHOUSE BUILDING	Vendor		#####	
MECH-1	G	Approval	Architectural	Drawing	25544-000-V1A-AKBS-000##	FIRE PROTECTION PLANS, ADMIN/MAINTENANCE/WAREHOUSE BUILDING	Vendor		#####	
MECH-1	G	Approval	Architectural	Calculation	25545-000-V1A-AKBS-000##	BUILDING	Vendor		#####	
ELEC-1	G	Approval	Architectural	Drawing	25546-000-V1A-AKBS-000##	BUILDING	Vendor		#####	
ELEC-1	G	Approval	Architectural	Drawing	25547-000-V1A-AKBS-000##	ELECTRICAL PANEL SCHEDULES, ADMIN/MAINTENANCE/WAREHOUSE BUILDING	Vendor		#####	
ELEC-1	G	Approval	Architectural	Calculation	25548-000-V1A-AKBS-000##	ADMIN/MAINTENANCE/WAREHOUSE BUILDING	Vendor		#####	
MECH-1	G	Approval	Architectural	Document	25548-000-V1A-AKBS-000##	BUILDING	Vendor		#####	
GEN-5	G	Approval	Architectural	Document	25542-000-V1A-AKBS-000##	BUILDING	Vendor		11 A	
STRUC-1	NA	Approval	Architectural	Drawing	25542-000-V1B-AKBS-000##	access/egress information)	Vendor		#####	
STRUC-1	NA	Approval	Architectural	Drawing	25542-000-V1B-AKBS-000##	ARCHITECTURAL BUILDING ELEVATIONS AND SECTIONS , HELIOSTAT BUILDING	Vendor		#####	
STRUC-1	NA	Approval	Architectural	Drawing	25542-000-V1B-AKBS-000##	ARCHITECTURAL BUILDING DETAILS , HELIOSTAT BUILDING	Vendor		#####	
STRUC-1	NA	Approval	Architectural	Drawing	25542-000-V1B-AKBS-000##	ARCHITECTURAL SCHEDULES , HELIOSTAT BUILDING	Vendor		#####	
STRUC-1	NA	Approval	Architectural	Drawing	25543-001-V1B-AKBS-000##	structural observations)	Vendor		#####	
STRUC-1	NA	Approval	Architectural	Document	25543-001-V1B-AKBS-000##	STATEMENT OF SPECIAL INSPECTIONS (CBC CH. 17), HELIOSTAT BUILDING	Vendor		#####	
STRUC-1	NA	Approval	Architectural	Calculation	25544-002-V1B-AKBS-000##	structural observations)	Vendor		#####	
MECH-3	NA	Approval	Architectural	Drawing	25545-003-V1B-AKBS-000##	HVAC SYSTEM PLANS, HELIOSTAT BUILDING	Vendor		#####	
MECH-3	NA	Approval	Architectural	Calculation	25546-004-V1B-AKBS-000##	HVAC SYSTEM CALCULATIONS, HELIOSTAT BUILDING	Vendor		#####	
MECH-1	NA	Approval	Architectural	Drawing	25547-005-V1B-AKBS-000##	FIRE PROTECTION PLANS, HELIOSTAT BUILDING (including product data submittals)	Vendor		#####	
MECH-1	NA	Approval	Architectural	Calculation	25548-006-V1B-AKBS-000##	FIRE PROTECTION CALCULATIONS, HELIOSTAT BUILDING	Vendor		#####	
ELEC-1	NA	Approval	Architectural	Drawing	25550-008-V1B-AKBS-000##	ELECTRICAL PANEL SCHEDULES, HELIOSTAT BUILDING	Vendor/Bechtel		#####	
ELEC-1	NA	Approval	Architectural	Calculation	25551-009-V1B-AKBS-000##	LIGHTING AND ELECTRICAL DESIGN CALCULATIONS, HELIOSTAT BUILDING	Vendor		#####	
MECH-1/ ELEC-1	NA	Approval	Architectural	Document	25552-010-V1B-AKBS-000##	CERTIFICATE(S) OF COMPLIANCE, HELIOSTAT BUILDING	Vendor		#####	
GEN-5	NA	Approval	Architectural	Resume	25553-011-V1B-AKBS-000##	RESPONSIBLE ENGINEER(S) RESUME(S), HELIOSTAT BUILDING	Vendor		11 A	
STRUC-1	G	Approval	Architectural	Drawing	25542-000-V1C-AKBS-000##	ARCHITECTURAL FLOOR PLANS, PLANT SERVICES BUILDING	Vendor		Feb-	
STRUC-1	G	Approval	Architectural	Drawing	25542-000-V1C-AKBS-000##	BUILDING	Vendor		Feb-	
STRUC-1	G	Approval	Architectural	Drawing	25542-000-V1C-AKBS-000##	ARCHITECTURAL BUILDING DETAILS , PLANT SERVICES BUILDING	Vendor		Feb-	
STRUC-1	G	Approval	Architectural	Drawing	25542-000-V1C-AKBS-000##	ARCHITECTURAL SCHEDULES , PLANT SERVICES BUILDING	Vendor		Feb-	
STRUC-1	G	Approval	Architectural	Drawing	25543-001-V1C-AKBS-000##	STRUCTURAL DRAWINGS, PLANT SERVICES BUILDING	Vendor		Feb-	
STRUC-1	G	Approval	Architectural	Document	25543-001-V1C-AKBS-000##	BUILDING	Vendor		Feb-	
STRUC-1	G	Approval	Architectural	Calculation	25544-002-V1C-AKBS-000##	STRUCTURAL CALCULATIONS, PLANT SERVICES BUILDING	Vendor		Feb-	
MECH-3	G	Approval	Architectural	Drawing	25545-003-V1C-AKBS-000##	HVAC SYSTEM PLANS, PLANT SERVICES BUILDING	Vendor		#####	
MECH-3	G	Approval	Architectural	Calculation	25546-004-V1C-AKBS-000##	HVAC SYSTEM CALCULATIONS, PLANT SERVICES BUILDING	Vendor		#####	
MECH-1	G	Approval	Architectural	Drawing	25547-005-V1C-AKBS-000##	FIRE PROTECTION PLANS, PLANT SERVICES BUILDING	Vendor		#####	
MECH-1	G	Approval	Architectural	Calculation	25548-006-V1C-AKBS-000##	FIRE PROTECTION CALCULATIONS, PLANT SERVICES BUILDING	Vendor		#####	
ELEC-1	G	Approval	Architectural	Drawing	25549-007-V1C-AKBS-000##	ELECTRICAL SINGLE LINE DRAWING, PLANT SERVICES BUILDING	Vendor		#####	
ELEC-1	G	Approval	Architectural	Drawing	25550-008-V1C-AKBS-000##	ELECTRICAL PANEL SCHEDULES, PLANT SERVICES BUILDING	Vendor		#####	
ELEC-1	G	Approval	Architectural	Calculation	25551-009-V1C-AKBS-000##	BUILDING	Vendor		#####	
MECH-1	G	Approval	Architectural	Document	25552-010-V1C-AKBS-000##	CERTIFICATE(S) OF COMPLIANCE, PLANT SERVICES BUILDING	Vendor		#####	
GEN-5	G	Approval	Architectural	Resume	25553-011-V1C-AKBS-000##	RESPONSIBLE ENGINEER(S) RESUME(S), PLANT SERVICES BUILDING	Vendor		Nov-	
S&W-1 / CIVIL-1	NA	Approval		Drawing	25542-003-CG-0010-00001	POWER BLOCK ROUGH GRADING PLAN	Bechtel			Y
S&W-1 / CIVIL-1	NA	Approval		Drawing	25542-003-CG-0090-00001	POWER BLOCK ROUGH GRADING SECTIONS	Bechtel			Y
S&W-1 / CIVIL-1	NA	Approval		Drawing	25542-003-CD-0000-00001	HYDROLOGY PLAN-POST DEVELOPMENT	Bechtel			Y
S&W-1 / CIVIL-1	NA	Approval		Drawing	25542-003-CD-0000-00002	POWER BLOCK HYDROLOGY PLAN-POST DEVELOPMENT	Bechtel			Y
S&W-1 / CIVIL-1	NA	Approval		Drawing	25542-003-CG-0011-00001	INTERSECTIONS	Bechtel			Y
S&W-1 / CIVIL-1	NA	Approval		Drawing	25542-003-CG-0011-00002	WASH CROSSINGS AT DEPTHS OF 2-0 TO 3'-0" AT ROAD/PATH INTERSECTIONS	Bechtel			Y
S&W-1 / CIVIL-1	NA	Approval		Drawing	25542-003-CG-0011-00003	WASH CROSSINGS AT DEPTHS OF 1-0 TO 2'-0" AT ROAD/PATH INTERSECTIONS	Bechtel			Y
S&W-1 / CIVIL-1	NA	Approval		Drawing	25542-003-CG-0011-00004	WASH CROSSINGS AT DEPTHS OF 1-0 TO 2'-0" AT LOCATION TABLES	Bechtel			Y
S&W-1 / CIVIL-1	NA	Approval		Drawing	25542-003-CE-0010-00001	EROSION AND SEDIMENT CONTROL PLAN	Bechtel			Y
S&W-1 / CIVIL-1	NA	Approval		Drawing	25542-000-CS-0010-00018	ROADWAY GRADING AND PAVING PLAN	Bechtel			Y
S&W-1 / CIVIL-1	NA	Approval		Drawing	25542-003-CS-0010-00001	FINISHED PAVING AND GRADING	Bechtel			Y
S&W-1 / CIVIL-1	NA	Approval		Drawing	25542-003-CS-0011-00001	DIRT ROAD AND HELIOSTAT MAINTENANCE PATH PLAN	Bechtel			Y
ELEC-1		Approval	Electrical		25542-000-30L-E01G-00001	SLOAR FIELD CABLE AND ANCHORAGE INSTALLATION	Bechtel			Y
ELEC-1		Approval	Electrical		25542-000-30L-E01G-00002	SOLAR FIELD ASSEMBLIES	Bechtel			Y
ELEC-1		Approval	Electrical		25542-000-30L-E01G-00003	FOR 480V AC UPS PANEL BOARDS LOCATED OUTDOOR IN SOLAR FIELD	Bechtel			Y
ELEC-1		Approval	Electrical		25542-000-30L-E01G-00004	AMM FOR SPLIT PVC CONDUIT SYSTEM IN SOLAR FIELD	Bechtel			Y

Certification	GEN-2 Tbl. 2 (G)	Reason -	Discipline	t Type	Document Number	Title	Vendor/	Remarks	cast	Approved
ELEC-1		Approval	Electrical		25542-000-30L-E01G-00005	(MOV)	Bechtel			Y
ELEC-1		Approval	Electrical	Specification	25542-000-3PS-MUVE-00001	INDUCTION MOTOR	Bechtel			Y
ELEC-1		Approval	Electrical	Specification	25542-000-3PS-MUVE-00002	MOTOR	Bechtel			Y
ELEC-1		Reference	Electrical	Drawing	25542-001-E0-EY-00001	UNIT 1 ELECTRICAL PHASING DIAGRAM	Bechtel			Y
ELEC-1		Approval	Electrical	Drawing	25542-002-E0-EY-00001	UNIT-2 - ELECTRICAL PHASING DIAGRAM	Bechtel			Y
ELEC-1		Approval	Electrical	Drawing	25542-003-E0-EY-00001	UNIT-3 - ELECTRICAL PHASING DIAGRAM	Bechtel			Y
ELEC-1	G	Approval	Electrical	Drawing	25542-001-E1-0000-00001	EY: Unit-1: Main Single Line Diagram	Bechtel		Aug-	Y
ELEC-1	NA	Approval	Electrical	Drawing	25542-001-E1-EU-00001	UPS POWER	Bechtel			Y
ELEC-1	T	Approval	Electrical	Drawing	25542-001-E1-EZ-00001	UNIT 1 115KV SWITCHYARD SINGLE LINE METER AND RELAY DIAGRAM	Bechtel			Y
ELEC-1	G	Approval	Electrical	Drawing	25542-002-E1-0000-00001	EY: Unit-2/3: Main Single Line Diagram	Bechtel		Nov-	Y
ELEC-1	G	Approval	Electrical	Drawing	25542-001-E1-EY00-00001	EY: Unit-1: Main Generation Single Line M & R Diagram (GSUT, UAT, GCB)	Bechtel		Mar-	
ELEC-1	G	Approval	Electrical	Drawing	25542-002-E1-EY00-00001	EY: Unit-2/3 Main Generation Single Line M & R Diagram (GSUT, UAT, GCB)	Bechtel		#####	
ELEC-1		Approval	Electrical	Drawing	25542-000-E1-0000-00001	COMMISSIONING	Bechtel			Y
ELEC-1		Approval	Electrical	Drawing	25542-000-E1-0000-00002	COMMISSIONING WITH DIESEL GENERATOR	Bechtel			Y
ELEC-1		Approval	Electrical	Drawing	25542-000-E0R-EC00-00002	ROOM LAYOUT	Bechtel			Y
ELEC-1		Approval	Electrical	Evaluation	25542-000-E0R-EG00-00001	ENERGIZATION WITH 25KVA GENERATOR	Bechtel			Y
ELEC-1		Approval	Electrical	Evaluation	25542-000-E0R-EG00-00002	STATION SERVICE TRANSFORMER FROM 33KV POWER SYSTEM	Bechtel			Y
ELEC-1		Approval	Electrical	Evaluation	25542-000-E0R-EG00-00003	ENERGIZATION WITH 179KVA GENERATOR	Bechtel			Y
ELEC-1		Approval	Electrical	Evaluation	25542-000-E0R-EG00-00004	GENERATOR STEP UP TRANSFORMER FROM 115KV POWER SYSTEM	Bechtel			Y
ELEC-1		Approval	Electrical	Evaluation	25542-002-E0R-EG00-00004	STATION SERVICE TRANSFORMER FROM 33KV POWER SYSTEM	Bechtel			Y
ELEC-1		Approval	Electrical	Evaluation	25542-002-E0R-EG00-00005	ENERGIZATION OF GENERATOR STEP UP TRANSFORMER FROM 115KV POWER				Y
ELEC-1		Approval	Electrical	Evaluation	25542-003-E0R-EG00-00004	STATION SERVICE TRANSFORMER FROM 33KV POWER SYSTEM				Y
ELEC-1		Approval	Electrical	Evaluation	25542-003-E0R-EG00-00005	ENERGIZATION OF GENERATOR STEP UP TRANSFORMER FROM 115KV POWER				Y
ELEC-1		Approval	Electrical	Drawing	25542-000-E1-EC-00001	CENTER	Bechtel			Y
ELEC-1		Approval	Electrical	Drawing	25542-000-E1-EC-00002	SINGLE LINE METERING AND RELAY DIAGRAM - MOTOR CONTROL CENTERS	Bechtel			Y
ELEC-1		Approval	Electrical	Drawing	25542-000-E1-ED-00001	SYSTEMS - PSB	Bechtel			Y
ELEC-1		Approval	Electrical	Drawing	25542-000-E1-EE-00001	SINGLE LINE DIAGRAM - MAIN GATE	Bechtel			Y
ELEC-1	G	Approval	Electrical	Drawing	25542-000-E1-ES-00001	RELAY DIAGRAM 4.16KV SWITCHGEAR-MCC BUS 1-ES-ES-3111B	Bechtel		Jul-11	Y
ELEC-1	NA	Approval	Electrical	Drawing	25542-000-E1-ES-00001	SINGLE LINE METERING AND RELAY DIAGRAM 4.16KV SWITCHGEAR/MCC	Bechtel			Y
ELEC-1	NA	Approval	Electrical	Drawing	25542-000-E1-ES-00002	SWITCHGEAR - MCC BUS 1-ES-ES-3111A	Bechtel			Y
ELEC-1		Approval	Electrical	Drawing	25542-000-E1-EU-00001	AND BCP 1 AND 2 MOTORS	Bechtel			Y
ELEC-1		Approval	Electrical	Drawing	25542-000-E1-0000-00003	SINGLE LINE DIAGRAM - SRSG ELEVATOR	Bechtel			Y
ELEC-1		Approval	Electrical	Drawing	25542-002-E1-0000-00001	UNIT 2 AND 3 MAIN SINGLE LIKE DIAGRAM	Bechtel			Y
ELEC-1		Approval	Electrical	Drawing	25542-002-E1-0000-00003	NORMAL POWER	Bechtel			Y
ELEC-1		Approval	Electrical	Drawing	25542-002-E1-0000-00004	TEMPORARY POWER FEED-SINGLE LINE DIAGRAM-UNIT POWER BLOCK AREA	Bechtel			Y
ELEC-1		Approval	Electrical	Drawing	25542-002-E1-EU-00001	NORMAL POWER	Bechtel			Y
ELEC-1		Approval	Electrical	Drawing	25542-003-E1-0000-00003	NORMAL POWER	Bechtel			Y
ELEC-1		Approval	Electrical	Drawing	25542-003-E1-EU-00001	NORMAL POWER	Bechtel			Y
ELEC-1		Approval	Electrical	Drawing	25542-009-E1-EU-00001	AREA	Bechtel			Y
ELEC-1	G	Approval	Electrical	Drawing	25542-009-E1-0000-00001	33kV System Single Line Diagram	Bechtel		Aug-	Y
ELEC-1	NA	Approval	Electrical	Drawing	25542-009-E1-0000-00004	SINGLE LINE METERING AND RELAY DIAGRAM - ADMIN BUILDING	Bechtel			Y
ELEC-1		Approval	Electrical	Drawing	25542-001-E1-0000-00001	UNIT 1 MAIN SINGLE LIKE DIAGRAM	Bechtel			Y
ELEC-1	NA	Approval	Electrical	Drawing	25542-001-E1-0000-00002	ES: Unit-1: Construction Power Single Line Diagram	Bechtel		Aug-	Y
ELEC-1	NA	Approval	Electrical	Drawing	25542-001-E1-0000-00003	NORMAL POWER	Bechtel			Y
ELEC-1	NA	Approval	Electrical	Drawing	25542-001-ER-0011-00001	RACEWAY PLAN HELIOSTAT FIELD UNIT 1 - SHEET 1	Bechtel			Y
ELEC-1	NA	Approval	Electrical	Drawing	25542-001-ER-0011-00002	RACEWAY PLAN HELIOSTAT FIELD UNIT 1 - SHEET 2	Bechtel			Y
ELEC-1	NA	Approval	Electrical	Drawing	25542-001-ER-0011-00003	RACEWAY PLAN HELIOSTAT FIELD UNIT 1 - SHEET 3	Bechtel			Y
ELEC-1	NA	Approval	Electrical	Drawing	25542-001-ER-0011-00004	RACEWAY PLAN HELIOSTAT FIELD UNIT 1 - SHEET 4	Bechtel			Y
ELEC-1	NA	Approval	Electrical	Drawing	25542-001-ER-0011-00005	RACEWAY PLAN HELIOSTAT FIELD UNIT 1 - SHEET 5	Bechtel			Y
ELEC-1	NA	Approval	Electrical	Drawing	25542-001-ER-0011-00006	RACEWAY PLAN HELIOSTAT FIELD UNIT 1 - SHEET 6	Bechtel			Y
ELEC-1	NA	Approval	Electrical	Drawing	25542-001-ER-0011-00007	RACEWAY PLAN HELIOSTAT FIELD UNIT 1 - SHEET 7	Bechtel			Y
ELEC-1	NA	Approval	Electrical	Drawing	25542-001-ER-0011-00008	RACEWAY PLAN HELIOSTAT FIELD UNIT 1 - SHEET 8	Bechtel			Y
ELEC-1	NA	Approval	Electrical	Drawing	25542-001-ER-0011-00009	RACEWAY PLAN HELIOSTAT FIELD UNIT 1 - SHEET 9	Bechtel			Y
ELEC-1		Approval	Electrical	Drawing	25542-001-ER-7101-00001	UNDERGROUND RACEWAY PLAN WATER TREATMENT AREA PLAN EL 2879-0	Bechtel			Y
ELEC-1		Approval	Electrical	Drawing	25542-001-ER-7110-00003	UNIT 1 RACEWAY PLAN WATER TREATMENT AREA EL 2879-0	Bechtel			Y
ELEC-1		Approval	Electrical	Drawing	25542-001-ER-7110-00004	UNIT 1 RACEWAY PLAN WATER TREATMENT AREA EL 2879-0	Bechtel			Y
ELEC-1		Approval	Electrical	Drawing	25542-001-ER-7111-00001	UNIT 1 RACEWAY PLAN ABOVEGROUND WATER TREATMENT AREA PLAN	Bechtel			Y
ELEC-1		Approval	Electrical	Drawing	25542-001-ER-7111-00002	UNIT 1 RACEWAY PLAN ABOVEGROUND WATER TREATMENT AREA PLAN	Bechtel			Y
ELEC-1		Approval	Electrical	Drawing	25542-001-ER-7111-00003	UNIT 1 RACEWAY PLAN ABOVEGROUND WATER TREATMENT AREA PLAN	Bechtel			Y
ELEC-1		Approval	Electrical	Drawing	25542-001-ER-2211-00001	UNIT 1 RACEWAY PLAN -ABOVEGROUND CONDUIT - HEATER BAY AREA PLAN	Bechtel			Y
ELEC-1		Approval	Electrical	Drawing	25542-001-ER-2221-00001	UNIT 1 RACEWAY PLAN -ABOVEGROUND CONDUIT - HEATER BAY AREA PLAN	Bechtel			Y
ELEC-1		Approval	Electrical	Drawing	25542-001-ER-2231-00001	UNIT 1 RACEWAY PLAN -ABOVEGROUND CONDUIT - HEATER BAY AREA PLAN	Bechtel			Y
ELEC-1		Approval	Electrical	Drawing	25542-002-ER-2211-00001	UNIT 1 RACEWAY PLAN -ABOVEGROUND CONDUIT - HEATER BAY AREA PLAN	Bechtel			Y
ELEC-1		Approval	Electrical	Drawing	25542-002-ER-2221-00001	UNIT 1 RACEWAY PLAN -ABOVEGROUND CONDUIT - HEATER BAY AREA PLAN	Bechtel			Y
ELEC-1		Approval	Electrical	Drawing	25542-002-ER-2231-00001	UNIT 1 RACEWAY PLAN -ABOVEGROUND CONDUIT - HEATER BAY AREA PLAN	Bechtel			Y
ELEC-1		Approval	Electrical	Drawing	25542-003-ER-2211-00001	UNIT 1 RACEWAY PLAN -ABOVEGROUND CONDUIT - HEATER BAY AREA PLAN	Bechtel			Y
ELEC-1		Approval	Electrical	Drawing	25542-003-ER-2221-00001	UNIT 1 RACEWAY PLAN -ABOVEGROUND CONDUIT - HEATER BAY AREA PLAN	Bechtel			Y
ELEC-1		Approval	Electrical	Drawing	25542-003-ER-2231-00001	UNIT 1 RACEWAY PLAN -ABOVEGROUND CONDUIT - HEATER BAY AREA PLAN	Bechtel			Y
ELEC-1		Approval	Electrical	Drawing	25542-002-ER-7111-00001	UNIT 2 RACEWAY PLAN ABOVEGROUND WATER TREATMENT AREA PLAN	Bechtel			Y
ELEC-1		Approval	Electrical	Drawing	25542-002-ER-7111-00002	UNIT 2 RACEWAY PLAN ABOVEGROUND WATER TREATMENT AREA PLAN	Bechtel			Y
ELEC-1		Approval	Electrical	Drawing	25542-002-ER-7111-00003	UNIT 2 RACEWAY PLAN ABOVEGROUND WATER TREATMENT AREA PLAN	Bechtel			Y
ELEC-1		Approval	Electrical	Drawing	25542-003-ER-7111-00001	UNIT 3 RACEWAY PLAN ABOVEGROUND WATER TREATMENT AREA PLAN	Bechtel			Y
ELEC-1		Approval	Electrical	Drawing	25542-003-ER-7111-00002	UNIT 3 RACEWAY PLAN ABOVEGROUND WATER TREATMENT AREA PLAN	Bechtel			Y
ELEC-1		Approval	Electrical	Drawing	25542-003-ER-7111-00003	UNIT 3 RACEWAY PLAN ABOVEGROUND WATER TREATMENT AREA PLAN	Bechtel			Y
ELEC-1		Approval	Electrical	Drawing	25542-001-ER-7211-00001	UNIT 1 RACEWAY PLAN (ABOVEGROUND CONDUIT) ACC AREA PLAN	Bechtel			Y
ELEC-1		Approval	Electrical	Drawing	25542-001-ER-7211-00002	UNIT 1 RACEWAY PLAN (ABOVEGROUND CONDUIT) ACC AREA PLAN	Bechtel			Y
ELEC-1		Approval	Electrical	Drawing	25542-001-ER-7211-00003	UNIT 1 RACEWAY PLAN (ABOVEGROUND CONDUIT) ACC AREA PLAN	Bechtel			Y
ELEC-1		Approval	Electrical	Drawing	25542-001-ER-7211-00004	UNIT 1 RACEWAY PLAN (ABOVEGROUND CONDUIT) ACC AREA PLAN	Bechtel			Y
ELEC-1		Approval	Electrical	Drawing	25542-001-ER-7211-00005	UNIT 1 RACEWAY PLAN (ABOVEGROUND CONDUIT) ACC AREA PLAN	Bechtel			Y
ELEC-1		Approval	Electrical	Drawing	25542-001-ER-7220-00001	UNIT 1 RACEWAY PLAN (ABOVEGROUND CONDUIT) ACC AREA PLAN	Bechtel			Y
ELEC-1		Approval	Electrical	Drawing	25542-001-ER-7220-00002	UNIT 1 RACEWAY PLAN (ABOVEGROUND CONDUIT) ACC AREA PLAN	Bechtel			Y
ELEC-1		Approval	Electrical	Drawing	25542-001-ER-7220-00003	UNIT 1 RACEWAY PLAN (ABOVEGROUND CONDUIT) ACC AREA PLAN	Bechtel			Y
ELEC-1		Approval	Electrical	Drawing	25542-001-ER-7220-00004	UNIT 1 RACEWAY PLAN (ABOVEGROUND CONDUIT) ACC AREA PLAN	Bechtel			Y
ELEC-1		Approval	Electrical	Drawing	25542-001-ER-7220-00005	UNIT 1 RACEWAY PLAN (ABOVEGROUND CONDUIT) ACC AREA PLAN	Bechtel			Y
ELEC-1		Approval	Electrical	Drawing	25542-001-ER-7220-00006	UNIT 1 RACEWAY PLAN (ABOVEGROUND CONDUIT) ACC AREA PLAN	Bechtel			Y
ELEC-1		Approval	Electrical	Drawing	25542-002-ER-7211-00001	UNIT 2 RACEWAY PLAN (ABOVEGROUND CONDUIT) ACC AREA PLAN	Bechtel			Y
ELEC-1		Approval	Electrical	Drawing	25542-002-ER-7211-00002	UNIT 2 RACEWAY PLAN (ABOVEGROUND CONDUIT) ACC AREA PLAN	Bechtel			Y
ELEC-1		Approval	Electrical	Drawing	25542-002-ER-7211-00003	UNIT 2 RACEWAY PLAN (ABOVEGROUND CONDUIT) ACC AREA PLAN	Bechtel			Y
ELEC-1		Approval	Electrical	Drawing	25542-002-ER-7211-00004	UNIT 2 RACEWAY PLAN (ABOVEGROUND CONDUIT) ACC AREA PLAN	Bechtel			Y
ELEC-1		Approval	Electrical	Drawing	25542-002-ER-7211-00005	UNIT 2 RACEWAY PLAN (ABOVEGROUND CONDUIT) ACC AREA PLAN	Bechtel			Y
ELEC-1		Approval	Electrical	Drawing	25542-002-ER-7220-00001	UNIT 2 RACEWAY PLAN (ABOVEGROUND CONDUIT) ACC AREA PLAN	Bechtel			Y
ELEC-1		Approval	Electrical	Drawing	25542-002-ER-7220-00002	UNIT 2 RACEWAY PLAN (ABOVEGROUND CONDUIT) ACC AREA PLAN	Bechtel			Y
ELEC-1		Approval	Electrical	Drawing	25542-002-ER-7220-00003	UNIT 2 RACEWAY PLAN (ABOVEGROUND CONDUIT) ACC AREA PLAN	Bechtel			Y
ELEC-1		Approval	Electrical	Drawing	25542-002-ER-7220-00004	UNIT 2 RACEWAY PLAN (ABOVEGROUND CONDUIT) ACC AREA PLAN	Bechtel			Y
ELEC-1		Approval	Electrical	Drawing	25542-002-ER-7220-00005	UNIT 2 RACEWAY PLAN (ABOVEGROUND CONDUIT) ACC AREA PLAN	Bechtel			Y
ELEC-1		Approval	Electrical	Drawing	25542-002-ER-7220-00006	UNIT 2 RACEWAY PLAN (ABOVEGROUND CONDUIT) ACC AREA PLAN	Bechtel			Y

Certification	GEN-2 Tbl. 2 (G)	Reason -	Discipline	t Type	Document Number	Title	Vendor/	Remarks	cast	Approved
ELEC-1		Approval	Electrical	Drawing	25542-003-ER-7211-00001	UNIT 3 RACEWAY PLAN (ABOVEGROUND CONDUIT) ACC AREA PLAN	Bechtel			Y
ELEC-1		Approval	Electrical	Drawing	25542-003-ER-7211-00002	UNIT 3 RACEWAY PLAN (ABOVEGROUND CONDUIT) ACC AREA PLAN	Bechtel			Y
ELEC-1		Approval	Electrical	Drawing	25542-003-ER-7211-00003	UNIT 3 RACEWAY PLAN (ABOVEGROUND CONDUIT) ACC AREA PLAN	Bechtel			Y
ELEC-1		Approval	Electrical	Drawing	25542-003-ER-7211-00004	UNIT 3 RACEWAY PLAN (ABOVEGROUND CONDUIT) ACC AREA PLAN	Bechtel			Y
ELEC-1		Approval	Electrical	Drawing	25542-003-ER-7211-00005	UNIT 3 RACEWAY PLAN (ABOVEGROUND CONDUIT) ACC AREA PLAN	Bechtel			Y
ELEC-1		Approval	Electrical	Drawing	25542-003-ER-7220-00001	UNIT 3 RACEWAY PLAN (ABOVEGROUND CONDUIT) ACC AREA PLAN	Bechtel			Y
ELEC-1		Approval	Electrical	Drawing	25542-003-ER-7220-00002	UNIT 3 RACEWAY PLAN (ABOVEGROUND CONDUIT) ACC AREA PLAN	Bechtel			Y
ELEC-1		Approval	Electrical	Drawing	25542-003-ER-7220-00003	UNIT 3 RACEWAY PLAN (ABOVEGROUND CONDUIT) ACC AREA PLAN	Bechtel			Y
ELEC-1		Approval	Electrical	Drawing	25542-003-ER-7220-00004	UNIT 3 RACEWAY PLAN (ABOVEGROUND CONDUIT) ACC AREA PLAN	Bechtel			Y
ELEC-1		Approval	Electrical	Drawing	25542-003-ER-7220-00005	UNIT 3 RACEWAY PLAN (ABOVEGROUND CONDUIT) ACC AREA PLAN	Bechtel			Y
ELEC-1		Approval	Electrical	Drawing	25542-003-ER-7220-00006	UNIT 3 RACEWAY PLAN (ABOVEGROUND CONDUIT) ACC AREA PLAN	Bechtel			Y
ELEC-1		Approval	Electrical	Drawing	25542-000-EA-EC-00001	EA-371-E1	Bechtel			Y
ELEC-1		Approval	Electrical	Drawing	25542-000-EA-EU-00001	480V AC UPS PANEL BOARD SCHEDULE - HELIOSTAT FIELD	Bechtel			Y
ELEC-1	NA	Approval	Electrical	Drawing	25542-001-EA-EC-00001	UNIT 1 SOLAR FIELD 480VAC NORMAL POWER PANELBOARD SCHEDULE	Bechtel			Y
ELEC-1	NA	Approval	Electrical	Drawing	25542-001-EA-EU-00001	UNIT 1 SOLAR FIELD 480VAC UPS POWER PANELBOARD SCHEDULE	Bechtel			Y
ELEC-1		Approval	Electrical	Drawing	25542-002-EA-EC-00001	UNIT 2 SOLAR FIELD 480V AC NORMAL POWER PANELBOARD SCHEDULE	Bechtel			Y
ELEC-1		Approval	Electrical	Drawing	25542-002-EA-EU-00001	UNIT 2 SOLAR FIELD 480V AC UPS POWER PANELBOARD SCHEDULE	Bechtel			Y
ELEC-1		Approval	Electrical	Drawing	25542-003-EA-EC-00001	UNIT 3 SOLAR FIELD 480VAC NORMAL POWER PANELBOARD SCHEDULE	Bechtel			Y
ELEC-1		Approval	Electrical	Drawing	25542-003-EA-EU-00001	UNIT 3 SOLAR FIELD 480VAC UPS POWER PANELBOARD SCHEDULE	Bechtel			Y
ELEC-1		Reference	Electrical	Drawing	25542-000-EC-0000-00001	SRSG MOTOR CONTROL CENTER SCHEDULE AND LOAD LIST	Bechtel			Y
ELEC-1		Reference	Electrical	Drawing	25542-000-EC-0000-00002	MOTOR CONTROL CENTER SCHEDULE AND LOAD LIST - STG	Bechtel			Y
ELEC-1		Reference	Electrical	Drawing	25542-000-EC-0000-00003	MOTOR CONTROL CENTER SCHEDULE AND LOAD LIST - PSB	Bechtel			Y
ELEC-1		Reference	Electrical	Drawing	25542-000-EC-0000-00004	MOTOR CONTROL CENTER SCHEDULE AND LOAD LIST - WT	Bechtel			Y
ELEC-1		Approval	Electrical	Drawing	25542-000-EC-0000-00005	MCC SCHEDULE AND LOAD LIST FOR ACC	Bechtel			Y
ELEC-1		Reference	Electrical	Drawing	25542-009-EC-0000-00001	ADMIN BUILDING MOTOR CONTROL CENTER SCHEDULE AND LOAD LIST	Bechtel			Y
ELEC-1		Approval	Electrical	Drawing	25542-009-EC-EU-00001	120VAC UPS PANEL BOARD SCHEDULE - COMMON AREA	Bechtel			Y
ELEC-1		Approval	Electrical	Drawing	25542-009-EC-EL00-00002	208/120VAC ESSENTIAL PANEL BOARD SCHEDULE - COMMON AREA	Bechtel			Y
ELEC-1		Approval	Electrical	Drawing	25542-000-EC-EA-00011	SRSG 480V AC PANEL BOARD SCHEDULE	Bechtel			Y
ELEC-1		Approval	Electrical	Drawing	25542-000-EC-EC-00001	SRSG MCC 208/120V AC PANELBOARD SCHEDULE	Bechtel			Y
ELEC-1		Approval	Electrical	Drawing	25542-000-EC-EC-00002	STG MCC 208/120V AC PANELBOARD SCHEDULE	Bechtel			Y
ELEC-1		Approval	Electrical	Drawing	25542-000-EC-EC-00003	PSB MCC 208/120V AC PANELBOARD SCHEDULE	Bechtel			Y
ELEC-1		Approval	Electrical	Drawing	25542-000-EC-EC-00004	WT MCC 208/120V ACPANELBOARD SCHEDULE	Bechtel			Y
ELEC-1		Approval	Electrical	Drawing	25542-000-EC-EC-00005	ACC MCC 208/120V AC PANELBOARD SCHEDULE	Bechtel			Y
ELEC-1		Approval	Electrical	Drawing	25542-000-EC-ED-00001	125V DC PANEL BOARD SCHEDULE MAIN PLANT AREA	Bechtel			Y
ELEC-1		Approval	Electrical	Drawing	25542-000-EC-EU-00001	120VAC UPS PANEL BOARD SCHEDULE MAIN PLANT AREA	Bechtel			Y
ELEC-1		Approval	Electrical	Drawing	25542-000-EC-EU-00002	120V AC UPS PANELBOARD SCHEDULE WATER TREATMENT EEM	Bechtel			Y
ELEC-1		Approval	Electrical	Drawing	25542-000-EC-EU-00003	208-120VAC UPS PANEL BOARD SCHEDULE SRSG EEM	Bechtel			Y
ELEC-1		Approval	Electrical	Drawing	25542-000-EC-EU-00004	208V-120V AC UPS PANEL BOARD SCHEDULE ACC EEM	Bechtel			Y
ELEC-1		Approval	Electrical	Drawing	25542-000-EC-EU-00005	208-120V AC UPS PANELBOARD SCHEDULE SRSG AREA UPS EEM	Bechtel			Y
ELEC-1		Approval	Electrical	Drawing	25542-000-EC-EU-00006	208VAC UPS PANEL BOARD SCHEDULE MAIN PLANT AREA	Bechtel			Y
ELEC-1		Approval	Electrical	Drawing	25542-000-EC-EU-00012	480V AC UPS PANEL BOARD SCHEDULE - SRSG TOWER	Bechtel			Y
ELEC-1		Reference	Electrical	Drawing	25542-000-EC-EW-00001	WT ELECTRICAL EQUIPMENT MODULE - CABLE SCHEDULE	Bechtel			Y
ELEC-1		Reference	Electrical	Drawing	25542-000-EC-EW-00002	ACC EQUIPMENT MODULE - CABLE SCHEDULE	Bechtel			Y
ELEC-1		Reference	Electrical	Drawing	25542-000-EC-EW-00003	STG EQUIPMENT MODULE - CABLE SCHEDULE	Bechtel			Y
ELEC-1		Reference	Electrical	Drawing	25542-000-EC-EW-00004	SRSG EQUIPMENT MODULE - CABLE SCHEDULE	Bechtel			Y
ELEC-1		Approval	Electrical	Drawing	25542-002-ER-7110-00001	UNIT 2 RACEWAY PLAN WATER TREATMENT AREA FROM 3029-0 TO EL 3048-0	Bechtel			Y
ELEC-1		Approval	Electrical	Drawing	25542-002-ER-7110-00002	UNIT 2 RACEWAY PLAN WATER TREATMENT AREA AT EL 3029-0	Bechtel			Y
ELEC-1		Approval	Electrical	Drawing	25542-002-ER-7110-00003	UNIT 2 RACEWAY PLAN WATER TREATMENT AREA AT EL 3029-0	Bechtel			Y
ELEC-1		Approval	Electrical	Drawing	25542-002-ER-7110-00004	UNIT 2 RACEWAY PLAN WATER TREATMENT AREA AT EL 3029-0	Bechtel			Y
ELEC-1		Approval	Electrical	Drawing	25542-002-ER-7210-00001	UNIT 2 RACEWAY PLAN ACC AREA PLAN FROM EL 3029-0 TO EL 3041-0	Bechtel			Y
ELEC-1		Approval	Electrical	Drawing	25542-002-ER-7210-00002	UNIT 2 RACEWAY PLAN ACC AREA PLAN FROM EL 3065-0 TO EL 3090-0	Bechtel			Y
ELEC-1		Approval	Electrical	Drawing	25542-002-ER-7210-00003	UNIT 2 RACEWAY PLAN ACC AREA PLAN FROM EL 3065-0 TO EL 3090-0	Bechtel			Y
ELEC-1		Approval	Electrical	Drawing	25542-002-ER-7210-00004	UNIT 2 RACEWAY PLAN ACC AREA PLAN FROM EL 3040-0 TO EL 3090-0	Bechtel			Y
ELEC-1		Approval	Electrical	Drawing	25542-002-ER-7210-00005	UNIT 2 RACEWAY PLAN ACC AREA PLAN FROM EL 3065-0 TO EL 3090-0	Bechtel			Y
ELEC-1		Approval	Electrical	Drawing	25542-002-ER-7210-00006	UNIT 2 RACEWAY PLAN ACC AREA PLAN FROM EL 3029-0 TO EL 3090-0	Bechtel			Y
ELEC-1		Approval	Electrical	Drawing	25542-002-ER-7210-00007	UNIT 2 RACEWAY PLAN ACC AREA PLAN FROM EL 3029-0 TO EL 3090-0	Bechtel			Y
ELEC-1		Approval	Electrical	Drawing	25542-002-ER-7210-00008	UNIT 2 RACEWAY PLAN ACC AREA SECTIONS AND DETAILS	Bechtel			Y
ELEC-1		Approval	Electrical	Drawing	25542-002-ER-7210-00009	UNIT 2 RACEWAY PLAN AIR COOLED CONDENSER AREA PLAN AT EL 3029-0	Bechtel			Y
ELEC-1	NA	Approval	Electrical	Drawing	25542-002-E1-0000-00002	ES: Unit-2/3: Construction Power Single Line Diagram	Bechtel		Sep-	
ELEC-1	G	Approval	Electrical	Drawing	25542-009-E1-0000-00002	EC: Common Area, CCR and Admin Building Single Line M & R Diagram	Bechtel		Jun-11	
ELEC-1	NA	Approval	Electrical	Drawing	25542-009-E1-0000-00003	EC: Heliostat Building Single Line M & R Diagram	Bechtel		Aug-	Y
ELEC-1	G	Approval	Electrical	Drawing	25542-000-E1-ED-00001	Services Building)	Bechtel		10 A	Y
ELEC-1	G	Approval	Electrical	Drawing	25542-000-E1-ED-00002	ED: SRSG 480 and 120 VAC UPS Single line M&R Diagram-	Bechtel		#####	
ELEC-1	G	Approval	Electrical	Drawing	25542-009-E1-ED-00001	ED: CCR 120 VAC UPS Single line M&R Diagram-	Bechtel		Nov-	Y
ELEC-1	G	Approval	Electrical	Drawing	25542-000-E1-EK-00002	EC: Unit: 480V ESSENTIAL MCC # 1 (PSB) - Single Line M & R Diagram	Bechtel	indicated	Jun-11	
ELEC-1	G	Approval	Electrical	Drawing	25542-000-E1-EK-00003	EC: Unit: 480V ESSENTIAL MCC # 2 (STG) - Single Line M & R Diagram	Bechtel	indicated	Jun-11	
ELEC-1	G	Approval	Electrical	Drawing	25542-000-E1-EK-00004	EC: Unit: 480V STG MCC # 1 - Single Line M & R Diagram	Bechtel	indicated	Jun-11	
ELEC-1	G	Approval	Electrical	Drawing	25542-000-E1-EK-00005	EC: Unit: 480V STG MCC # 2 - Single Line M & R Diagram	Bechtel	indicated	Jun-11	
ELEC-1	G	Approval	Electrical	Drawing	25542-000-E1-EK-00006	EC: Unit: 480V Tower MCC - Single Line M & R Diagram	Bechtel	indicated	Jun-11	
ELEC-1	G	Approval	Electrical	Drawing	25542-000-E1-EK-00007	EC: Unit: 480V Common MCC - Single Line M & R Diagram	Bechtel	indicated	Jun-11	
ELEC-1	G	Approval	Electrical	Drawing	25542-000-E1-EK-00008	EC: Unit: 480V BOP MCC #1 (Water Treatment) - Single Line M & R Diagram	Bechtel	indicated	Jun-11	
ELEC-1	G	Approval	Electrical	Drawing	25542-000-E1-EK-00009	EC: Unit: 480V BOP MCC #2 (Water Treatment) - Single Line M & R Diagram	Bechtel	indicated	Jun-11	
ELEC-1	G	Approval	Electrical	Drawing	25542-000-E1-EK-00010	EC: Unit: 480V 480V ACC MCC# 1 - Single Line M & R Diagram	Bechtel	indicated	Jun-11	
ELEC-1	G	Approval	Electrical	Drawing	25542-000-E1-EK-00011	EC: Unit: 480V 480V ACC MCC# 2 - Single Line M & R Diagram	Bechtel	indicated	Jun-11	
ELEC-1	G	Approval	Electrical	Drawing	25542-000-E1-EK-00012	EC: Unit: 480V 480V ACC MCC# 3 - Single Line M & R Diagram	Bechtel	indicated	Jun-11	
ELEC-1	G	Approval	Electrical	Drawing	25542-000-E1-EK-00013	EC: Unit: 480V 480V ACC MCC# 4 - Single Line M & R Diagram	Bechtel	indicated	Jun-11	
ELEC-1		Approval	Electrical	Drawing	25542-001-E1-EY-00001	SINGLE LINE METERING AND RELAY DIAGRAM - GEN, GCB, GSUT, UAT UNIT 1	Bechtel			Y
ELEC-1		Approval	Electrical	Drawing	25542-002-E1-EY-00001	AND 3	Bechtel			Y
ELEC-1		Approval	Electrical	Drawing	25542-001-E3-1910-00001	AREA CLASSIFICATION PLAN AUXILIARY BOILER AREAPLAN EL 2879-0	Bechtel			Y
ELEC-1		Approval	Electrical	Drawing	25542-001-E3-1910-00002	AREA CLASSIFICATION PLAN AUXILIARY BOILER AREAPLAN EL 2879-0	Bechtel			Y
ELEC-1		Approval	Electrical	Drawing	25542-002-E3-1910-00001	UNIT 2 AREA CLASSIFICATION PLAN AUX BOILER AREA PLAN EL 3029-0	Bechtel			Y
ELEC-1		Approval	Electrical	Drawing	25542-002-E3-1910-00002	UNIT 2 AREA CLASSIFICATION PLAN AUX BOILER AREA PLAN EL 3029-0	Bechtel			Y
ELEC-1		Approval	Electrical	Drawing	25542-003-E3-1910-00001	UNIT 3 AREA CLASSIFICATION PLAN AUXILIARY BOILER AREA PLAN EL 3188-0	Bechtel			Y
ELEC-1		Approval	Electrical	Drawing	25542-003-E3-1910-00002	UNIT 3 AREA CLASSIFICATION PLAN AUXILIARY BOILER AREA PLAN EL 3188-0	Bechtel			Y
ELEC-1		Approval	Electrical	Drawing	25542-000-E4-0011-00001	EQUIPMENT LOCATION HELIOSTAT FIELD PDU ARRANGEMENT	Bechtel			Y
ELEC-1	NA	Approval	Electrical	Drawing	25542-000-E4-3110-00001	ELECTRICAL EQUIPMENT LAYOUT PLANT SERVICES BLDG	Bechtel			Y
ELEC-1	NA	Approval	Electrical	Drawing	25542-001-E8-EC-0001	480 VAC CONSTRUCTION POWER PANEL BOARD SCHEDULES UNIT 1	Bechtel			Y
ELEC-1	NA	Approval	Electrical	Drawing	25542-001-E8-EL-00001	120-240 VAC LIGHTING PANEL SCHEDULE UNIT 1	Bechtel			Y
ELEC-1	NA	Approval	Electrical	Drawing	25542-009-E8-EC-00001	480 VAC CONSTRUCTION POWER PANEL BOARD SCHEDULES	Bechtel			Y
ELEC-1	NA	Approval	Electrical	Drawing	25542-009-E8-EL-00001	120-240 VAC AND 120-208 VAC LIGHTING PANEL SCHEDULES	Bechtel			Y
ELEC-1	NA	Approval	Electrical	Drawing	25542-009-E9-0010-09001	AREA	Bechtel			Y
ELEC-1	NA	Approval	Electrical	Drawing	25542-009-E9-0010-09003	TEMPORARY POWER CONSTRUCTION FACILITIES LAYOUT	Bechtel			Y
ELEC-1		Approval	Electrical	Drawing	25542-000-EE-0000-00002	ADMIN BUILDING UNITS 1 2 3 SECURITY GATE CABLE SCHEDULE	Bechtel			N
ELEC-1	NA	Approval	Electrical	Drawing	25542-001-EL-0010-00002	POWERBLOCK AREA ROADWAY LIGHTING PLAN	Bechtel			Y
ELEC-1		Approval	Electrical	Drawing	25542-002-EL-0010-00001	UNIT 2 POWER BLOCK AREA ROADWAY LIGHTING PLAN	Bechtel			Y
ELEC-1		Approval	Electrical	Drawing	25542-003-EL-0010-00001	UNIT 3 POWER BLOCK AREA ROADWAY LIGHTING PLAN	Bechtel			Y
ELEC-1	NA	Approval	Electrical	Drawing	25542-009-EL-0010-00005	ADMIN BUILDING AREA ROADWAY LIGHTING PLAN	Bechtel			Y
ELEC-1		Approval	Electrical	Drawing	25542-009-EL-0010-00006	LIGHTING PLAN COMMON AREA WELL AND WATER STORAGE AREA	Bechtel			Y
ELEC-1	NA	Approval	Electrical	Calculation	25542-001-ELC-EL-00002	UNIT 1 POWERBLOCK LIGHTING CALCULATION	Bechtel			Y
ELEC-1		Approval	Electrical	Drawing	25542-002-ELC-EL-00001	LIGHTING CALCULATIONS UNIT 2 POWER BLOCK ROADWAY LIGHTING	Bechtel			Y

Certification	GEN-2 Tbl. 2 (G)	Reason -	Discipline	t Type	Document Number	Title	Vendor/	Remarks	cast	Approved
ELEC-1		Approval	Electrical	Drawing	25542-003-ELC-EL-00001	LIGHTING CALCULATIONS UNIT 3 POWER BLOCK ROADWAY LIGHTING	Bechtel			Y
ELEC-1	NA	Approval	Electrical	Calculation	25542-009-ELC-EL-00003	ADMIN BUILDING AREA ROADWAY LIGHTING CALCULATION	Bechtel			Y
ELEC-1		Approval	Electrical	Calculation	25542-009-ELC-EL-00006	LIGHTING CALC FOR WELL AND WATER STORAGE AREA	Bechtel			Y
ELEC-1	G	Approval	Electrical	Drawing	25542-000-ERJ-0000-00001	Unit: UG Raceway Notes Symbols and Details	Bechtel		Nov-	Y
ELEC-1	G	Approval	Electrical	Drawing	25542-000-ERJ-0000-00002	RACEWAY	Bechtel			Y
ELEC-1	G	Approval	Electrical	Drawing	25542-001-ER-0001-00001	POWER BLOCK MANHOLE LAYOUT	Bechtel			Y
ELEC-1	G	Approval	Electrical	Drawing	25542-001-ER-0001-00002	POWER BLOCK MANHOLE LAYOUTS	Bechtel			Y
ELEC-1	G	Approval	Electrical	Drawing	25542-001-ER-0001-00003	POWER BLOCK MANHOLE LAYOUT	Bechtel			Y
ELEC-1	G	Approval	Electrical	Drawing	25542-001-ER-0001-00004	POWER BLOCK MANHOLE LAYOUT	Bechtel			Y
ELEC-1	G	Approval	Electrical	Drawing	25542-001-ER-0001-00005	POWER BLOCK MANHOLE LAYOUT	Bechtel			Y
ELEC-1	G	Approval	Electrical	Drawing	25542-001-ER-0010-00002	33KV DIRECT BURIED CABLE CONSTRUCTION POWER POWER BLOCK AREA	Bechtel			Y
ELEC-1	G	Approval	Electrical	Drawing	25542-001-ER-1001-00001	UNDERGOUND RACEWAY PLAN SRSG TOWER AREA PLAN EL 2879'-0"	Bechtel			Y
ELEC-1	G	Approval	Electrical	Drawing	25542-001-ER-1010-00001	RACEWAY PLAN SRSG TOWER AREA EL 2879'-0"	Bechtel			Y
ELEC-1	G	Approval	Electrical	Drawing	25542-001-ER-1010-00002	RACEWAY SECTIONS SRSG TOWER AREA EL 2879'-0"	Bechtel			Y
ELEC-1	G	Approval	Electrical	Drawing	25542-001-ER-1020-00001	RACEWAY PLAN SRSG TOWER AREA EL 2899'-0"	Bechtel			Y
ELEC-1	G	Approval	Electrical	Drawing	25542-001-ER-1030-00001	RACEWAY PLAN SRSG TOWER AREA EL 2919'-0"	Bechtel			Y
ELEC-1	G	Approval	Electrical	Drawing	25542-001-ER-1030-00002	RACEWAY SECTION SRSG TOWER AREA EL 2919'-0"	Bechtel			Y
ELEC-1	G	Approval	Electrical	Drawing	25542-001-ER-1060-00001	RACEWAY SECTION SRSG TOWER AREA EL 2959'-0"	Bechtel			Y
ELEC-1	G	Approval	Electrical	Drawing	25542-001-ER-1070-00001	RACEWAY PLAN SRSG TOWER AREA EL 3155'-0" TO 3174'-6"	Bechtel			Y
ELEC-1		Approval	Electrical	Drawing	25542-001-ER-1090-00001	RACEWAY PLANS AND SECTIONS SRSG AREA EL 3174-6 AND 3194-0	Bechtel			Y
ELEC-1		Approval	Electrical	Drawing	25542-001-ER-1110-00001	RACEWAY PLANS AND SECTIONS SRSG AREA EL 3206-0 AND EL 3218-0	Bechtel			Y
ELEC-1		Approval	Electrical	Drawing	25542-001-ER-1120-00001	RACEWAY PLANS AND SECTIONS SRSG AREA EL 3230-3 AND EL 3239-7	Bechtel			Y
ELEC-1		Approval	Electrical	Drawing	25542-001-ER-1120-00002	RACEWAY SECTION SRSG AREA EL 3230-3 AND 333-0	Bechtel			Y
ELEC-1		Approval	Electrical	Drawing	25542-001-ER-1140-00001	RACEWAY PLANS AND SECTIONS SRSG AREA EL 3251-3 AND EL 3270-6	Bechtel			Y
ELEC-1		Approval	Electrical	Drawing	25542-001-ER-1160-00001	RACEWAY PLANS AND SECTIONS SRSG AREA EL 3279-10 AND EL 3303-9	Bechtel			Y
ELEC-1		Approval	Electrical	Drawing	25542-001-ER-1180-00001	RACEWAY PLANS AND SECTIONS SRSG AREA EL 3315-5 AND EL 3330-0	Bechtel			Y
ELEC-1	NA	Approval	Electrical	Drawing	25542-001-ER-1901-00001	PLAN EL 2879-0	Bechtel			Y
ELEC-1		Approval	Electrical	Drawing	25542-001-ER-1910-00001	ABOVEGROUND RACEWAY PLAN AUXILIARY BOILER AREA PLAN EL 2879-0	Bechtel			Y
ELEC-1		Approval	Electrical	Drawing	25542-001-ER-1910-00002	ABOVEGROUND RACEWAY PLAN AUXILIARY BOILER AREA PLAN EL 2879-0	Bechtel			Y
ELEC-1		Approval	Electrical	Drawing	25542-001-ER-1011-00001	UNIT 1 RACEWAY PLAN (ABOVEGROUND CONDUIT) SRSG TOWER AREA	Bechtel			Y
ELEC-1		Approval	Electrical	Drawing	25542-001-ER-1021-00001	UNIT 1 RACEWAY PLAN (ABOVEGROUND CONDUIT) SRSG TOWER AREA	Bechtel			Y
ELEC-1		Approval	Electrical	Drawing	25542-001-ER-1031-00001	UNIT 1 RACEWAY PLAN (ABOVEGROUND CONDUIT) SRSG TOWER AREA	Bechtel			Y
ELEC-1		Approval	Electrical	Drawing	25542-001-ER-1041-00001	UNIT 1 RACEWAY PLAN (ABOVEGROUND CONDUIT) SRSG TOWER AREA	Bechtel			Y
ELEC-1		Approval	Electrical	Drawing	25542-001-ER-1071-00001	UNIT 1 RACEWAY PLAN (ABOVEGROUND CONDUIT) SRSG TOWER AREA	Bechtel			Y
ELEC-1		Approval	Electrical	Drawing	25542-001-ER-1081-00001	UNIT 1 RACEWAY PLAN (ABOVEGROUND CONDUIT) SRSG TOWER AREA	Bechtel			Y
ELEC-1		Approval	Electrical	Drawing	25542-001-ER-1091-00001	UNIT 1 RACEWAY PLAN (ABOVEGROUND CONDUIT) SRSG TOWER AREA	Bechtel			Y
ELEC-1		Approval	Electrical	Drawing	25542-001-ER-1095-00001	UNIT 1 RACEWAY PLAN (ABOVEGROUND CONDUIT) SRSG TOWER AREA	Bechtel			Y
ELEC-1		Approval	Electrical	Drawing	25542-001-ER-1111-00001	UNIT 1 RACEWAY PLAN (ABOVEGROUND CONDUIT) SRSG TOWER AREA	Bechtel			Y
ELEC-1		Approval	Electrical	Drawing	25542-001-ER-1121-00001	UNIT 1 RACEWAY PLAN (ABOVEGROUND CONDUIT) SRSG TOWER AREA	Bechtel			Y
ELEC-1		Approval	Electrical	Drawing	25542-001-ER-1131-00001	UNIT 1 RACEWAY PLAN (ABOVEGROUND CONDUIT) SRSG TOWER AREA	Bechtel			Y
ELEC-1		Approval	Electrical	Drawing	25542-001-ER-1141-00001	UNIT 1 RACEWAY PLAN (ABOVEGROUND CONDUIT) SRSG TOWER AREA	Bechtel			Y
ELEC-1		Approval	Electrical	Drawing	25542-001-ER-1151-00001	UNIT 1 RACEWAY PLAN (ABOVEGROUND CONDUIT) SRSG TOWER AREA	Bechtel			Y
ELEC-1		Approval	Electrical	Drawing	25542-001-ER-1161-00001	UNIT 1 RACEWAY PLAN (ABOVEGROUND CONDUIT) SRSG TOWER AREA	Bechtel			Y
ELEC-1		Approval	Electrical	Drawing	25542-001-ER-1161-00002	UNIT 1 RACEWAY PLAN (ABOVEGROUND CONDUIT) SRSG TOWER AREA	Bechtel			Y
ELEC-1		Approval	Electrical	Drawing	25542-001-ER-1171-00001	UNIT 1 RACEWAY PLAN (ABOVEGROUND CONDUIT) SRSG TOWER AREA	Bechtel			Y
ELEC-1		Approval	Electrical	Drawing	25542-001-ER-1181-00001	UNIT 1 RACEWAY PLAN (ABOVEGROUND CONDUIT) SRSG TOWER AREA	Bechtel			Y
ELEC-1		Approval	Electrical	Drawing	25542-001-ER-1191-00001	UNIT 1 RACEWAY PLAN (ABOVEGROUND CONDUIT) SRSG TOWER AREA	Bechtel			Y
ELEC-1		Approval	Electrical	Drawing	25542-002-ER-1011-00001	UNIT 2 RACEWAY PLAN (ABOVEGROUND CONDUIT) SRSG TOWER AREA	Bechtel			Y
ELEC-1		Approval	Electrical	Drawing	25542-002-ER-1021-00001	UNIT 2 RACEWAY PLAN (ABOVEGROUND CONDUIT) SRSG TOWER AREA	Bechtel			Y
ELEC-1		Approval	Electrical	Drawing	25542-002-ER-1031-00001	UNIT 2 RACEWAY PLAN (ABOVEGROUND CONDUIT) SRSG TOWER AREA	Bechtel			Y
ELEC-1		Approval	Electrical	Drawing	25542-002-ER-1041-00001	UNIT 2 RACEWAY PLAN (ABOVEGROUND CONDUIT) SRSG TOWER AREA	Bechtel			Y
ELEC-1		Approval	Electrical	Drawing	25542-002-ER-1071-00001	UNIT 2 RACEWAY PLAN (ABOVEGROUND CONDUIT) SRSG TOWER AREA	Bechtel			Y
ELEC-1		Approval	Electrical	Drawing	25542-002-ER-1081-00001	UNIT 2 RACEWAY PLAN (ABOVEGROUND CONDUIT) SRSG TOWER AREA	Bechtel			Y
ELEC-1		Approval	Electrical	Drawing	25542-002-ER-1091-00001	UNIT 2 RACEWAY PLAN (ABOVEGROUND CONDUIT) SRSG TOWER AREA	Bechtel			Y
ELEC-1		Approval	Electrical	Drawing	25542-002-ER-1095-00001	UNIT 2 RACEWAY PLAN (ABOVEGROUND CONDUIT) SRSG TOWER AREA	Bechtel			Y
ELEC-1		Approval	Electrical	Drawing	25542-002-ER-1111-00001	UNIT 2 RACEWAY PLAN (ABOVEGROUND CONDUIT) SRSG TOWER AREA	Bechtel			Y
ELEC-1		Approval	Electrical	Drawing	25542-002-ER-1121-00001	UNIT 2 RACEWAY PLAN (ABOVEGROUND CONDUIT) SRSG TOWER AREA	Bechtel			Y
ELEC-1		Approval	Electrical	Drawing	25542-002-ER-1131-00001	UNIT 2 RACEWAY PLAN (ABOVEGROUND CONDUIT) SRSG TOWER AREA	Bechtel			Y
ELEC-1		Approval	Electrical	Drawing	25542-002-ER-1141-00001	UNIT 2 RACEWAY PLAN (ABOVEGROUND CONDUIT) SRSG TOWER AREA	Bechtel			Y
ELEC-1		Approval	Electrical	Drawing	25542-002-ER-1151-00001	UNIT 2 RACEWAY PLAN (ABOVEGROUND CONDUIT) SRSG TOWER AREA	Bechtel			Y
ELEC-1		Approval	Electrical	Drawing	25542-002-ER-1161-00001	UNIT 2 RACEWAY PLAN (ABOVEGROUND CONDUIT) SRSG TOWER AREA	Bechtel			Y
ELEC-1		Approval	Electrical	Drawing	25542-002-ER-1161-00002	UNIT 2 RACEWAY PLAN (ABOVEGROUND CONDUIT) SRSG TOWER AREA	Bechtel			Y
ELEC-1		Approval	Electrical	Drawing	25542-002-ER-1171-00001	UNIT 2 RACEWAY PLAN (ABOVEGROUND CONDUIT) SRSG TOWER AREA	Bechtel			Y
ELEC-1		Approval	Electrical	Drawing	25542-002-ER-1181-00001	UNIT 2 RACEWAY PLAN (ABOVEGROUND CONDUIT) SRSG TOWER AREA	Bechtel			Y
ELEC-1		Approval	Electrical	Drawing	25542-002-ER-1191-00001	UNIT 2 RACEWAY PLAN (ABOVEGROUND CONDUIT) SRSG TOWER AREA	Bechtel			Y
ELEC-1		Approval	Electrical	Drawing	25542-003-ER-1011-00001	UNIT 3 RACEWAY PLAN (ABOVEGROUND CONDUIT) SRSG TOWER AREA	Bechtel			Y
ELEC-1		Approval	Electrical	Drawing	25542-003-ER-1021-00001	UNIT 3 RACEWAY PLAN (ABOVEGROUND CONDUIT) SRSG TOWER AREA	Bechtel			Y
ELEC-1		Approval	Electrical	Drawing	25542-003-ER-1031-00001	UNIT 3 RACEWAY PLAN (ABOVEGROUND CONDUIT) SRSG TOWER AREA	Bechtel			Y
ELEC-1		Approval	Electrical	Drawing	25542-003-ER-1041-00001	UNIT 3 RACEWAY PLAN (ABOVEGROUND CONDUIT) SRSG TOWER AREA	Bechtel			Y
ELEC-1		Approval	Electrical	Drawing	25542-003-ER-1071-00001	UNIT 3 RACEWAY PLAN (ABOVEGROUND CONDUIT) SRSG TOWER AREA	Bechtel			Y
ELEC-1		Approval	Electrical	Drawing	25542-003-ER-1081-00001	UNIT 3 RACEWAY PLAN (ABOVEGROUND CONDUIT) SRSG TOWER AREA	Bechtel			Y
ELEC-1		Approval	Electrical	Drawing	25542-003-ER-1091-00001	UNIT 3 RACEWAY PLAN (ABOVEGROUND CONDUIT) SRSG TOWER AREA	Bechtel			Y
ELEC-1		Approval	Electrical	Drawing	25542-003-ER-1095-00001	UNIT 3 RACEWAY PLAN (ABOVEGROUND CONDUIT) SRSG TOWER AREA	Bechtel			Y
ELEC-1		Approval	Electrical	Drawing	25542-003-ER-1111-00001	UNIT 3 RACEWAY PLAN (ABOVEGROUND CONDUIT) SRSG TOWER AREA	Bechtel			Y
ELEC-1		Approval	Electrical	Drawing	25542-003-ER-1121-00001	UNIT 3 RACEWAY PLAN (ABOVEGROUND CONDUIT) SRSG TOWER AREA	Bechtel			Y
ELEC-1		Approval	Electrical	Drawing	25542-003-ER-1131-00001	UNIT 3 RACEWAY PLAN (ABOVEGROUND CONDUIT) SRSG TOWER AREA	Bechtel			Y
ELEC-1		Approval	Electrical	Drawing	25542-003-ER-1141-00001	UNIT 3 RACEWAY PLAN (ABOVEGROUND CONDUIT) SRSG TOWER AREA	Bechtel			Y
ELEC-1		Approval	Electrical	Drawing	25542-003-ER-1151-00001	UNIT 3 RACEWAY PLAN (ABOVEGROUND CONDUIT) SRSG TOWER AREA	Bechtel			Y
ELEC-1		Approval	Electrical	Drawing	25542-003-ER-1161-00001	UNIT 3 RACEWAY PLAN (ABOVEGROUND CONDUIT) SRSG TOWER AREA	Bechtel			Y
ELEC-1		Approval	Electrical	Drawing	25542-003-ER-1161-00001	UNIT 3 RACEWAY PLAN (ABOVEGROUND CONDUIT) SRSG TOWER AREA	Bechtel			Y
ELEC-1		Approval	Electrical	Drawing	25542-003-ER-1171-00001	UNIT 3 RACEWAY PLAN (ABOVEGROUND CONDUIT) SRSG TOWER AREA	Bechtel			Y
ELEC-1		Approval	Electrical	Drawing	25542-003-ER-1181-00001	UNIT 3 RACEWAY PLAN (ABOVEGROUND CONDUIT) SRSG TOWER AREA	Bechtel			Y
ELEC-1		Approval	Electrical	Drawing	25542-003-ER-1191-00001	UNIT 3 RACEWAY PLAN (ABOVEGROUND CONDUIT) SRSG TOWER AREA	Bechtel			Y
ELEC-1		Approval	Electrical	Drawing	25542-001-ER-1911-00001	UNIT 1 RACEWAY PLAN (ABOVEGROUND CONDUIT) AUXILIARY BOILER AREA PLAN EL 2879-0	Bechtel			Y
ELEC-1		Approval	Electrical	Drawing	25542-001-ER-1911-00002	UNIT 1 RACEWAY PLAN (ABOVEGROUND CONDUIT) AUXILIARY BOILER AREA PLAN EL 2879-0	Bechtel			Y
ELEC-1		Approval	Electrical	Drawing	25542-001-ER-2110-00002	UNIT 1 RACEWAY PLAN AND SECTIONS TURBINE AREA PLAN FROM 2879-0	Bechtel			Y
ELEC-1		Approval	Electrical	Drawing	25542-002-ER-1910-00001	ABOVEGROUND RACEWAY PLAN AUXILIARY BOILER AREA PLAN EL 3029-0	Bechtel			Y
ELEC-1		Approval	Electrical	Drawing	25542-002-ER-1910-00002	ABOVEGROUND RACEWAY PLAN UNIT 2 AUXILIARY BOILER AREA PLAN EL 3029-0	Bechtel			Y
ELEC-1		Approval	Electrical	Drawing	25542-002-ER-1911-00001	UNIT 2 RACEWAY PLAN (ABOVEGROUND CONDUIT) AUXILIARY BOILER AREA PLAN EL 3029-0	Bechtel			Y
ELEC-1		Approval	Electrical	Drawing	25542-002-ER-1911-00002	UNIT 2 RACEWAY PLAN (ABOVEGROUND CONDUIT) AUXILIARY BOILER AREA PLAN EL 3029-0	Bechtel			Y
ELEC-1		Approval	Electrical	Drawing	25542-002-ER-2110-00002	UNIT 2 RACEWAY PLAN AND SECTIONS TURBINE AREA PLAN FROM EL 3029-0	Bechtel			Y
ELEC-1		Approval	Electrical	Drawing	25542-003-ER-1910-00001	ABOVEGROUND RACEWAY PLAN AUXILIARY BOILER AREA PLAN EL 3188-0	Bechtel			Y
ELEC-1		Approval	Electrical	Drawing	25542-003-ER-1910-00002	0	Bechtel			Y
ELEC-1		Approval	Electrical	Drawing	25542-003-ER-1911-00001	UNIT 3 RACEWAY PLAN (ABOVEGROUND CONDUIT) AUXILIARY BOILER ARE A PLAN EL 3188-0	Bechtel			Y
ELEC-1		Approval	Electrical	Drawing	25542-003-ER-1911-00002	UNIT 3 RACEWAY PLAN (ABOVEGROUND CONDUIT) AUXILIARY BOILER ARE A PLAN EL 3188-0	Bechtel			Y

Certification	GEN-2 Tbl. 2 (G)	Reason -	Discipline	t Type	Document Number	Title	Vendor/	Remarks	cast	Approved
ELEC-1		Approval	Electrical	Drawing	25542-003-ER-2110-00002	UNIT 3 RACEWAY PLAN AND SECTIONS TURBINE AREA PLAN FROM EL 3188-0	Bechtel			Y
ELEC-1	G	Approval	Electrical	Drawing	25542-001-ER-2210-00001	RACEWAY PLAN AND SECTIONS HEATER BAY AREA EL 2879'-0"	Bechtel			Y
ELEC-1	G	Approval	Electrical	Drawing	25542-001-ER-2220-00001	RACEWAY PLAN AND SECTIONS HEATER BACY AREA EL 2890'-8"	Bechtel			Y
ELEC-1	G	Approval	Electrical	Drawing	25542-001-ER-2230-00001	RACEWAY PLAN AND SECTIONS HEATER BAY AREA EL 2905'-0"	Bechtel			Y
ELEC-1	G	Approval	Electrical	Drawing	25542-001-ER-3501-00001	EL 2879'-0"	Bechtel			Y
ELEC-1		Approval	Electrical	Drawing	25542-001-ER-3501-00002	115KV SWITCHYARD UNDERGROUND RACEWAY PLAN	Bechtel			Y
ELEC-1	G	Approval	Electrical	Drawing	25542-001-ER-7101-00001	UNIT 1: UNDERGROUND PLAN RACEWAY PLAN WATER TREATMENT AREA	Bechtel		11 A	Y
ELEC-1	G	Approval	Electrical	Drawing	25542-001-ER-7102-00001	UNIT 1: UNDERGROUND PLAN RACEWAY PLAN WATER TREATMENT AREA	Bechtel		11 A	
ELEC-1		Approval	Electrical	Drawing	25542-001-ER-7110-00001	2898-0	Bechtel			Y
ELEC-1		Approval	Electrical	Drawing	25542-001-ER-7110-00002	UNIT 1 RACEWAY PLAN WATER TREATMENT AREA PLAN FROM EL 2879-0	Bechtel			Y
ELEC-1	G	Approval	Electrical	Drawing	25542-001-ER-7191-00001	TREATMENT AREA	Bechtel		11 A	
ELEC-1	G	Approval	Electrical	Drawing	25542-001-ER-7201-00001	UNIT 1: UNDERGROUND PLAN RACEWAY PLAN ACC AREA	Bechtel		11 A	Y
ELEC-1	G	Approval	Electrical	Drawing	25542-001-ER-7201-00002	2879'	Bechtel			Y
ELEC-1	G	Approval	Electrical	Drawing	25542-001-ER-7201-00003	2879'	Bechtel			Y
ELEC-1	G	Approval	Electrical	Drawing	25542-001-ER-7201-00004	2879'	Bechtel			Y
ELEC-1	G	Approval	Electrical	Drawing	25542-001-ER-7202-00001	UNIT 1: UNDERGROUND PLAN RACEWAY PLAN ACC AREA	Bechtel		11 A	
ELEC-1		Approval	Electrical	Drawing	25542-001-ER-7210-00001	RACEWAY PLAN ACC AREA PLAN	Bechtel			Y
ELEC-1		Approval	Electrical	Drawing	25542-001-ER-7210-00002	RACEWAY PLAN ACC AREA PLAN	Bechtel			Y
ELEC-1		Approval	Electrical	Drawing	25542-001-ER-7210-00003	RACEWAY PLAN ACC AREA PLAN	Bechtel			Y
ELEC-1		Approval	Electrical	Drawing	25542-001-ER-7210-00004	RACEWAY PLAN ACC AREA PLAN	Bechtel			Y
ELEC-1		Approval	Electrical	Drawing	25542-001-ER-7210-00005	RACEWAY PLAN ACC AREA PLAN	Bechtel			Y
ELEC-1		Approval	Electrical	Drawing	25542-001-ER-7210-00006	RACEWAY PLAN ACC AREA PLAN	Bechtel			Y
ELEC-1		Approval	Electrical	Drawing	25542-001-ER-7210-00007	RACEWAY PLAN ACC AREA PLAN	Bechtel			Y
ELEC-1		Approval	Electrical	Drawing	25542-001-ER-7210-00008	RACEWAY PLAN ACC AREA PLAN	Bechtel			Y
ELEC-1		Approval	Electrical	Drawing	25542-001-ER-7210-00009	RACEWAY PLAN ACC AREA PLAN	Bechtel			Y
ELEC-1	G	Approval	Electrical	Drawing	25542-001-ER-7291-00001	UNIT 1: UNDERGROUND PLAN RACEWAY SECTIONS AND DETAILS ACC AREA	Bechtel		11 A	Y
ELEC-1	G	Approval	Electrical	Drawing	25542-001-ER-3301-00001	UNIT 1: UNDERGROUND PLAN RACEWAY PLAN SWITCHYARD AREA	Bechtel		#####	
ELEC-1	G	Approval	Electrical	Drawing	25542-001-ER-3391-00001	AREA	Bechtel		#####	
ELEC-1	G	Approval	Electrical	Drawing	25542-001-ER-2101-00001	UNIT 1: UNDERGROUND PLAN RACEWAY PLAN STEAM TURBINE AREA	Bechtel		Dec-	Y
ELEC-1	G	Approval	Electrical	Drawing	25542-001-ER-2101-00002	INCHES	Bechtel			Y
ELEC-1	G	Approval	Electrical	Drawing	25542-001-ER-2110-00001	RACEWAY PLAN AND SECTIONS TURBINE LUBE OIL AREA	Bechtel			Y
ELEC-1	G	Approval	Electrical	Drawing	25542-001-ER-2410-00001	PLAN	Bechtel			Y
ELEC-1	G	Approval	Electrical	Drawing	25542-001-ER-2191-00001	UNIT 1: UNDERGROUND PLAN SECTIONS AND DETAILS STEAM TURBINE AREA	Bechtel		Dec-	
ELEC-1	G	Approval	Electrical	Drawing	25542-001-ER-2102-00001	UNIT 1: EMBEDDED CONDUIT PLAN STEAM TURBINE PEDESTAL	Bechtel		Dec-	
ELEC-1	G	Approval	Electrical	Drawing	25542-001-ER-2192-00001	PEDESTAL	Bechtel		Dec-	
ELEC-1	G	Approval	Electrical	Drawing	25542-001-ER-1001-00001	POWER BLOCK MANHOLE LAYOUT	Bechtel			Y
ELEC-1	G	Approval	Electrical	Drawing	25542-001-ER-1001-00001	UNIT 1: UNDERGROUND PLAN RACEWAY PLAN SRSG TOWER AREA	Bechtel		11 A	Y
ELEC-1	G	Approval	Electrical	Drawing	25542-001-ER-1002-00001	UNIT 1: UNDERGROUND PLAN RACEWAY PLAN SRSG TOWER AREA	Bechtel		11 A	
ELEC-1	G	Approval	Electrical	Drawing	FALSE	AREA	Bechtel		11 A	
ELEC-1	G	Approval	Electrical	Drawing	25542-001-ER-1901-00001	AREA	Bechtel		Jun-11	Y
ELEC-1	G	Approval	Electrical	Drawing	25542-001-ER-1991-00001	AREA	Bechtel		Jun-11	
ELEC-1	G	Approval	Electrical	Drawing	25542-001-ER-3001-00001	CABLE PIT	Bechtel		#####	
ELEC-1	G	Approval	Electrical	Drawing	25542-001-ER-3091-00001	UNIT 1: UNDERGROUND PLAN RACWAY SECTIONS AND DETAILS CABLE PIT	Bechtel		#####	
ELEC-1	G	Approval	Electrical	Drawing	25542-001-ER-3101-00001	AREA	Bechtel		#####	
ELEC-1	G	Approval	Electrical	Drawing	25542-001-ER-3102-00001	AREA	Bechtel		#####	
ELEC-1	G	Approval	Electrical	Drawing	25542-001-ER-3191-00001	SERVICES BUILDING AREA	Bechtel		#####	
ELEC-1	NA	Approval	Electrical	Drawing	25542-001-ER-3600-00001	UNIT 1 FIBER OPTIC ROUTING PLAN FOR 115KV TRANSMISSION LINE	Bechtel			Y
ELEC-1	NA	Approval	Electrical	Drawing	25542-001-ER-3600-00002	UNIT 1 FIBER OPTIC ROUTING PLAN FOR 115KV TRANSMISSION LINE	Bechtel			Y
ELEC-1	NA	Approval	Electrical	Drawing	25542-001-ER-3690-00001	FIBER OPTIC CONDUIT SECTIONS	Bechtel			Y
ELEC-1	NA	Approval	Electrical	Drawing	25542-001-ER-3701-00001	UNDERGROUND RACEWAY PLAN SWITCHYARD AREA PLAN EL 2879-0	Bechtel			Y
ELEC-1	G	Approval	Electrical	Drawing	25542-001-ER-3701-00002	0 INCHES	Bechtel			Y
ELEC-1	G	Approval	Electrical	Drawing	25542-001-ER-3790-00001	DETAILS	Bechtel			Y
ELEC-1	NA	Approval	Electrical	Drawing	25542-001-ER-3791-00001	PLAN EL 2879-0	Bechtel			Y
ELEC-1		Approval	Electrical	Drawing	25542-001-ER-9010-00001	RACEWAY PLAN DRAIN TANK AND CHEMICAL STORAGE AREA EL 2879-0	Bechtel			Y
ELEC-1		Approval	Electrical	Drawing	25542-002-ER-9010-00001	RACEWAY PLAN DRAIN TANK AND CHEMICAL STORAGE AREA UNTI 2 EL 3029-0	Bechtel			Y
ELEC-1		Approval	Electrical	Drawing	25542-003-ER-9010-00001	RACEWAY PLAN DRAIN TANK AND CHEMICAL STORAGE AREA UNIT 3 EL 3188-0	Bechtel			Y
ELEC-1		Approval	Electrical	Drawing	25542-001-ER-9011-00001	PLAN	Bechtel			Y
ELEC-1		Approval	Electrical	Drawing	25542-002-ER-9011-00001	PLAN	Bechtel			Y
ELEC-1		Approval	Electrical	Drawing	25542-003-ER-9011-00001	PLAN	Bechtel			Y
ELEC-1	G	Approval	Electrical	Drawing	25542-001-ER-1902-00001	AREA BOILER	Bechtel		Jun-11	
ELEC-1	G	Approval	Electrical	Drawing	25542-001-ER-1992-00001	PRESERVATION BOILER AREA	Bechtel		Jun-11	
ELEC-1		Approval	Electrical	Drawing	25542-002-ER-0001-00001	UNIT 2 POWERBLOCK MANHOLE LAYOUTS	Bechtel			Y
ELEC-1		Approval	Electrical	Drawing	25542-002-ER-0001-00002	UNIT 2 POWERBLOCK MANHOLE LAYOUTS	Bechtel			Y
ELEC-1		Approval	Electrical	Drawing	25542-002-ER-0001-00003	UNIT 2 POWERBLOCK MANHOLE LAYOUTS	Bechtel			Y
ELEC-1		Approval	Electrical	Drawing	25542-002-ER-0001-00004	UNIT 2 POWERBLOCK MANHOLE LAYOUTS	Bechtel			Y
ELEC-1		Approval	Electrical	Drawing	25542-002-ER-0001-00005	UNIT 2 POWERBLOCK MANHOLE LAYOUTS	Bechtel			Y
ELEC-1		Approval	Electrical	Drawing	25542-002-ER-0010-00002	AREA	Bechtel			Y
ELEC-1		Approval	Electrical	Drawing	25542-002-ER-0011-00001	RACEWAY PLAN HELIOSTAT FIELD UNIT 2 - SHEET 1	Bechtel			Y
ELEC-1		Approval	Electrical	Drawing	25542-002-ER-0011-00002	RACEWAY PLAN HELIOSTAT FIELD UNIT 2 - SHEET 2	Bechtel			Y
ELEC-1		Approval	Electrical	Drawing	25542-002-ER-0011-00003	RACEWAY PLAN HELIOSTAT FIELD UNIT 2 - SHEET 3	Bechtel			Y
ELEC-1		Approval	Electrical	Drawing	25542-002-ER-0011-00004	RACEWAY PLAN HELIOSTAT FIELD UNIT 2 - SHEET 4	Bechtel			Y
ELEC-1		Approval	Electrical	Drawing	25542-002-ER-0011-00005	RACEWAY PLAN HELIOSTAT FIELD UNIT 2 - SHEET 5	Bechtel			Y
ELEC-1		Approval	Electrical	Drawing	25542-002-ER-0011-00006	RACEWAY PLAN HELIOSTAT FIELD UNIT 2 - SHEET 6	Bechtel			Y
ELEC-1		Approval	Electrical	Drawing	25542-002-ER-0011-00007	RACEWAY PLAN HELIOSTAT FIELD UNIT 2 - SHEET 7	Bechtel			Y
ELEC-1		Approval	Electrical	Drawing	25542-002-ER-0011-00008	RACEWAY PLAN HELIOSTAT FIELD UNIT 2 - SHEET 8	Bechtel			Y
ELEC-1		Approval	Electrical	Drawing	25542-002-ER-0011-00009	RACEWAY PLAN HELIOSTAT FIELD UNIT 2 - SHEET 9	Bechtel			Y
ELEC-1		Approval	Electrical	Drawing	25542-002-ER-0011-00010	RACEWAY PLAN HELIOSTAT FIELD UNIT 2 - SHEET 10	Bechtel			Y
ELEC-1		Approval	Electrical	Drawing	25542-002-ER-0011-00011	RACEWAY PLAN HELIOSTAT FIELD UNIT 2 - SHEET 11	Bechtel			Y
ELEC-1		Approval	Electrical	Drawing	25542-002-ER-1010-00001	RACEWAY PLAN SRSG TOWER AREA UNIT 2	Bechtel			Y
ELEC-1		Approval	Electrical	Drawing	25542-002-ER-1010-00002	RACEWAY SECTIONS SRSG TOWER AREA UNIT 2	Bechtel			Y
ELEC-1		Approval	Electrical	Drawing	25542-002-ER-1020-00001	RACEWAY PLAN SRSG TOWER AREA UNIT 2	Bechtel			Y
ELEC-1		Approval	Electrical	Drawing	25542-002-ER-1030-00001	RACEWAY PLAN SRSG TOWER AREA UNIT 2	Bechtel			Y
ELEC-1		Approval	Electrical	Drawing	25542-002-ER-1030-00002	RACEWAY SECTIONS SRSG TOWER AREA UNIT 2	Bechtel			Y
ELEC-1		Approval	Electrical	Drawing	25542-002-ER-1060-00001	RACEWAY PLAN SRSG TOWER AREA UNIT 2	Bechtel			Y
ELEC-1		Approval	Electrical	Drawing	25542-002-ER-1070-00001	RACEWAY PLAN SRSG TOWER AREA UNIT 3	Bechtel			Y
ELEC-1		Approval	Electrical	Drawing	25542-002-ER-1090-00001	RACEWAY PLAN AND SECTIONS SRSG AREA EL 3324-6 AND EL 3344-0	Bechtel			Y
ELEC-1		Approval	Electrical	Drawing	25542-002-ER-1110-00001	RACEWAY PLAN AND SECTIONS SRSG AREA EL 3356-0 AND 3368-0	Bechtel			Y
ELEC-1		Approval	Electrical	Drawing	25542-002-ER-1120-00001	RACEWAY PLAN AND SECTIONS SRSG AREA EL 3380-3 AND 3389-7	Bechtel			Y
ELEC-1		Approval	Electrical	Drawing	25542-002-ER-1120-00002	RACEWAY PLAN AND SECTIONS SRSG AREA EL 3380-0 TO EL 3480-0	Bechtel			Y
ELEC-1		Approval	Electrical	Drawing	25542-002-ER-1140-00001	RACEWAY PLAN AND SECTIONS SRSG AREA EL 3401-3 AND EL 3420-6	Bechtel			Y
ELEC-1		Approval	Electrical	Drawing	25542-002-ER-1160-00001	RACEWAY PLAN AND SECTIONS SRSG AREA EL 3429-10 AND EL 3453-9	Bechtel			Y
ELEC-1		Approval	Electrical	Drawing	25542-002-ER-1180-00001	RACEWAY PLAN AND SECTIONS SRSG AREA EL 3465-5 AND EL 3480-0	Bechtel			Y
ELEC-1		Approval	Electrical	Drawing	25542-002-ER-2110-00001	RACEWAY PLAN AND SECTIONS TURBINE LUBE OIL AREA UNIT 2	Bechtel			Y
ELEC-1		Approval	Electrical	Drawing	25542-002-ER-2210-00001	RACEWAY PLAN AND SECTIONS HEATER BAY AREA UNIT 2	Bechtel			Y
ELEC-1		Approval	Electrical	Drawing	25542-002-ER-2220-00001	RACEWAY PLAN AND SECTIONS HEATER BAY AREA UNIT 2	Bechtel			Y
ELEC-1		Approval	Electrical	Drawing	25542-002-ER-2230-00001	RACEWAY PLAN AND SECTIONS HEATER BAY AREA UNIT 2	Bechtel			Y
ELEC-1	G	Approval	Electrical	Drawing	25542-002-ER-7101-00001	UNIT 2: UNDERGROUND PLAN RACEWAY PLAN WATER TREATMENT AREA	Bechtel		Jun-11	
ELEC-1	G	Approval	Electrical	Drawing	25542-002-ER-7102-00001	UNIT 2: UNDERGROUND PLAN RACEWAY PLAN WATER TREATMENT AREA	Bechtel		Jun-11	
ELEC-1	G	Approval	Electrical	Drawing	25542-002-ER-7191-00001	TREATMENT AREA	Bechtel		Jun-11	
ELEC-1	G	Approval	Electrical	Drawing	25542-002-ER-7201-00001	UNIT 2: UNDERGROUND PLAN RACEWAY PLAN ACC AREA	Bechtel		#####	

Certification	GEN-2 Tbl. 2 (G)	Reason -	Discipline	t Type	Document Number	Title	Vendor/	Remarks	cast	Approved
ELEC-1	G	Approval	Electrical	Drawing	25542-002-ER-7202-00001	UNIT 2: UNDERGROUND PLAN RACEWAY PLAN ACC AREA	Bechtel		#####	
ELEC-1	G	Approval	Electrical	Drawing	25542-002-ER-7291-00001	UNIT 2: UNDERGROUND PLAN RACEWAY SECTIONS AND DETAILS ACC AREA	Bechtel		#####	
ELEC-1	G	Approval	Electrical	Drawing	25542-002-ER-3301-00001	UNIT 2: UNDERGROUND PLAN RACEWAY PLAN SWITCHYARD AREA	Bechtel		#####	
ELEC-1	G	Approval	Electrical	Drawing	25542-002-ER-3391-00001	AREA	Bechtel		#####	
ELEC-1	G	Approval	Electrical	Drawing	25542-002-ER-2101-00001	UNIT 2: UNDERGROUND PLAN RACEWAY PLAN STEAM TURBINE AREA	Bechtel		Jun-11	
ELEC-1	G	Approval	Electrical	Drawing	25542-002-ER-2191-00001	UNIT 2: UNDERGROUND PLAN SECTIONS AND DETAILS STEAM TURBINE AREA	Bechtel		Jun-11	
ELEC-1	G	Approval	Electrical	Drawing	25542-002-ER-2102-00001	UNIT 2: EMBEDDED CONDUIT PLAN STEAM TURBINE PEDESTAL	Bechtel		Jun-11	
ELEC-1	G	Approval	Electrical	Drawing	25542-002-ER-2192-00001	PEDESTAL	Bechtel		Jun-11	
ELEC-1	G	Approval	Electrical	Drawing	25542-002-ER-1001-00001	UNIT 2: UNDERGROUND PLAN RACEWAY PLAN SRSG TOWER AREA	Bechtel		Jun-11	Y
ELEC-1	G	Approval	Electrical	Drawing	25542-002-ER-1002-00001	UNIT 2: UNDERGROUND PLAN RACEWAY PLAN SRSG TOWER AREA	Bechtel		Jun-11	
ELEC-1	G	Approval	Electrical	Drawing	25542-002-ER-1091-00001	AREA	Bechtel		Jun-11	Y
ELEC-1	G	Approval	Electrical	Drawing	25542-002-ER-1901-00001	UNIT 2: UNDERGROUND PLAN RACEWAY PLAN AUX BOILER AREA	Bechtel		#####	
ELEC-1	G	Approval	Electrical	Drawing	25542-002-ER-1991-00001	AREA	Bechtel		#####	
ELEC-1	NA	Approval	Electrical	Drawing	25542-002-ER-2101-00001	UNDERGROUND RACEWAY PLAN UNIT 2 TURBINE AREA PLAN EL 3029-0	Bechtel			Y
ELEC-1	NA	Approval	Electrical	Drawing	25542-002-ER-2101-00002	UNDERGROUND RACEWAY PLAN UNIT 2 TURBINE AREA PLAN EL 3029-0	Bechtel			Y
ELEC-1	NA	Approval	Electrical	Drawing	25542-002-ER-2410-00001	PLAN	Bechtel			Y
ELEC-1	G	Approval	Electrical	Drawing	25542-002-ER-3001-00001	CABLE PIT	Bechtel		#####	
ELEC-1	G	Approval	Electrical	Drawing	25542-002-ER-3091-00001	UNIT 2: UNDERGROUND PLAN RACWAY SECTIONS AND DETAILS CABLE PIT	Bechtel		#####	
ELEC-1	G	Approval	Electrical	Drawing	25542-002-ER-3101-00001	AREA	Bechtel		#####	
ELEC-1	G	Approval	Electrical	Drawing	25542-002-ER-3102-00001	AREA	Bechtel		#####	
ELEC-1	G	Approval	Electrical	Drawing	25542-002-ER-3191-00001	SERVICES BUILDING AREA	Bechtel		#####	
ELEC-1	NA	Approval	Electrical	Drawing	25542-002-ER-3501-00001	AREA PLAN EL 3029-0	Bechtel			Y
ELEC-1		Approval	Electrical	Drawing	25542-002-ER-3501-00002	115KV SWITCHYARD UNDERGROUND RACEWAY PLAN	Bechtel			Y
ELEC-1	NA	Approval	Electrical	Drawing	25542-002-ER-3600-00001	UNIT 2 FIBER OPTIC U/G ROUTING PLAN FOR 115KV TRANSMISSION LINE	Bechtel			Y
ELEC-1	NA	Approval	Electrical	Drawing	25542-009-ER-3600-00001	LINE	Bechtel			Y
ELEC-1	NA	Approval	Electrical	Drawing	25542-002-ER-3690-00001	FIBER OPTIC CONDUIT SECTIONS	Bechtel			Y
ELEC-1		Approval	Electrical	Drawing	25542-000-ER-0011-00002	RACEWAY PLAN AND SECTIONS HELIOSTAT FIELD PDU ARRANGEMENT	Bechtel			Y
ELEC-1		Approval	Electrical	Drawing	25542-000-ER-0011-00005	SOLAR FIELD STANDARD TRENCHING DETAILS	Bechtel			Y
ELEC-1		Approval	Electrical	Drawing	25542-000-ER-3510-00001	115KV SWITCHYARD ABOVEGROUND RACEWAY	Bechtel			Y
ELEC-1		Approval	Electrical	Drawing	25542-000-ER-3510-00002	115KV SWITCHYARD ABOVEGROUND RACEWAY				Y
ELEC-1	NA	Approval	Electrical	Drawing	25542-000-ER-3690-00001	FIBER OPTIC CONDUIT SECTIONS	Bechtel			Y
ELEC-1	NA	Approval	Electrical	Drawing	25542-000-ER-3690-00002	FIBER OPTIC CONDUIT SECTIONS	Bechtel			Y
ELEC-1		Approval	Electrical	Drawing	25542-002-ER-1901-00001	PLAN EL 3029-0	Bechtel			Y
ELEC-1	NA	Approval	Electrical	Drawing	25542-002-ER-3701-00001	UNDERGROUND RACEWAY PLAN SWITCHYARD AREA PLAN EL 3029-0	Bechtel			Y
ELEC-1	NA	Approval	Electrical	Drawing	25542-002-ER-3701-00002	EL 3029-0	Bechtel			Y
ELEC-1	NA	Approval	Electrical	Drawing	25542-002-ER-3790-00001	AND DETAILS UNIT 2	Bechtel			Y
ELEC-1	NA	Approval	Electrical	Drawing	25542-002-ER-3791-00001	PLAN EL 3029-0	Bechtel			Y
ELEC-1	G	Approval	Electrical	Drawing	25542-002-ER-1902-00001	AREA BOILER	Bechtel		#####	
ELEC-1	G	Approval	Electrical	Drawing	25542-002-ER-1992-0001	PRESERVATION BOILER AREA	Bechtel		#####	
ELEC-1	NA	Approval	Electrical	Drawing	25542-002-ER-7101-00001	UNDERGROUND RACEWAY PLAN WATER TREATMENT AREA PLAN EL 3029-0	Bechtel			Y
ELEC-1	NA	Approval	Electrical	Drawing	25542-002-ER-7201-00001	0	Bechtel			Y
ELEC-1	NA	Approval	Electrical	Drawing	25542-002-ER-7201-00002	0	Bechtel			Y
ELEC-1	NA	Approval	Electrical	Drawing	25542-002-ER-7201-00003	UNDERGROUND RACEWAY PLAN ACC AREA UNIT 2	Bechtel			Y
ELEC-1	NA	Approval	Electrical	Drawing	25542-002-ER-7201-00004	0	Bechtel			Y
ELEC-1	NA	Approval	Electrical	Drawing	25542-002-ER-7291-00001	0	Bechtel			Y
ELEC-1		Approval	Electrical	Drawing	25542-003-EG-0011-00001	UNIT 3 GROUNDING SYSTEM PLAN HELIOSTAT FIELD	Bechtel			Y
ELEC-1	NA	Approval	Electrical	Drawing	25542-003-EG-1001-00001	UNIT 3 GROUNDING PLAN SRSG TOWER AREA EL 3188-0	Bechtel			Y
ELEC-1		Approval	Electrical	Drawing	25542-003-EG-1901-00001	UNIT 3 GROUNDING PLAN AUXILIARY BOILER AREA PLAN AT EL 3188-0	Bechtel			Y
ELEC-1		Approval	Electrical	Drawing	25542-003-EG-3501-00001	3188-0	Bechtel			Y
ELEC-1	NA	Approval	Electrical	Drawing	25542-003-EG-3701-00001	UNIT 3 GROUNDING PLAN SWITCHYARD AREA PLAN EL 3188-0	Bechtel			Y
ELEC-1		Approval	Electrical	Drawing	25542-003-EG-3701-00002	3188-0	Bechtel			Y
ELEC-1		Approval	Electrical	Drawing	25542-003-EG-7101-00001	UNIT 3 GROUNDING PLAN WATER TREATMENT AREA PLAN AT EL 3188-0	Bechtel			Y
ELEC-1		Approval	Electrical	Drawing	25542-003-ER-0001-00001	UNIT 3 POWER BLOCK MANHOLE LAYOUT	Bechtel			Y
ELEC-1		Approval	Electrical	Drawing	25542-003-ER-0001-00002	UNIT 3 POWER BLOCK MANHOLE LAYOUT	Bechtel			Y
ELEC-1		Approval	Electrical	Drawing	25542-003-ER-0001-00003	UNIT 3 POWER BLOCK MANHOLE LAYOUT	Bechtel			Y
ELEC-1		Approval	Electrical	Drawing	25542-003-ER-0001-00004	UNIT 3 POWER BLOCK MANHOLE LAYOUT	Bechtel			Y
ELEC-1		Approval	Electrical	Drawing	25542-003-ER-0001-00005	UNIT 3 POWER BLOCK MANHOLE LAYOUT	Bechtel			Y
ELEC-1		Approval	Electrical	Drawing	25542-003-ER-0010-00002	BLOCK AREA	Bechtel			Y
ELEC-1		Approval	Electrical	Drawing	25542-003-ER-0011-00001	RACEWAY PLAN HELIOSTAT FIELD UNIT 3 - SHEET 1	Bechtel			Y
ELEC-1		Approval	Electrical	Drawing	25542-003-ER-0011-00002	RACEWAY PLAN HELIOSTAT FIELD UNIT 3 - SHEET 2	Bechtel			Y
ELEC-1		Approval	Electrical	Drawing	25542-003-ER-0011-00003	RACEWAY PLAN HELIOSTAT FIELD UNIT 3 - SHEET 3	Bechtel			Y
ELEC-1		Approval	Electrical	Drawing	25542-003-ER-0011-00004	RACEWAY PLAN HELIOSTAT FIELD UNIT 3 - SHEET 4	Bechtel			Y
ELEC-1		Approval	Electrical	Drawing	25542-003-ER-0011-00005	RACEWAY PLAN HELIOSTAT FIELD UNIT 3 - SHEET 5	Bechtel			Y
ELEC-1		Approval	Electrical	Drawing	25542-003-ER-0011-00006	RACEWAY PLAN HELIOSTAT FIELD UNIT 3 - SHEET 6	Bechtel			Y
ELEC-1		Approval	Electrical	Drawing	25542-003-ER-0011-00007	RACEWAY PLAN HELIOSTAT FIELD UNIT 3 - SHEET 7	Bechtel			Y
ELEC-1		Approval	Electrical	Drawing	25542-003-ER-0011-00008	RACEWAY PLAN HELIOSTAT FIELD UNIT 3 - SHEET 8	Bechtel			Y
ELEC-1		Approval	Electrical	Drawing	25542-003-ER-0011-00009	RACEWAY PLAN HELIOSTAT FIELD UNIT 3 - SHEET 9	Bechtel			Y
ELEC-1		Approval	Electrical	Drawing	25542-003-ER-0011-00010	RACEWAY PLAN HELIOSTAT FIELD UNIT 3 - SHEET 10	Bechtel			Y
ELEC-1		Approval	Electrical	Drawing	25542-003-ER-0011-00011	RACEWAY PLAN HELIOSTAT FIELD UNIT 3 - SHEET 11	Bechtel			Y
ELEC-1		Approval	Electrical	Drawing	25542-003-ER-0011-00012	RACEWAY PLAN HELIOSTAT FIELD UNIT 3 - SHEET 12	Bechtel			Y
ELEC-1		Approval	Electrical	Drawing	25542-003-ER-0011-00013	RACEWAY PLAN HELIOSTAT FIELD UNIT 3 - SHEET 13	Bechtel			Y
ELEC-1		Approval	Electrical	Drawing	25542-003-ER-0011-00014	RACEWAY PLAN HELIOSTAT FIELD UNIT 3 - SHEET 14	Bechtel			Y
ELEC-1		Approval	Electrical	Drawing	25542-003-ER-2101-00001	UNDERGROUND RACEWAY PLAN UNIT 3 - TURBINE AREA PLAN EL 3188-0	Bechtel			Y
ELEC-1		Approval	Electrical	Drawing	25542-003-ER-2101-00002	UNDERGROUND RACEWAY PLANUNIT 3 - TURBINE AREA PLAN EL 3188-0	Bechtel			Y
ELEC-1		Approval	Electrical	Drawing	25542-003-ER-2110-00001	RACEWAY PLAN AND SECTIONS TURBINE LUBE OIL AREA UNIT 3 - EL 3188-0	Bechtel			Y
ELEC-1		Approval	Electrical	Drawing	25542-003-ER-2210-00001	RACEWAY PLAN AND SECTIONS HEATER BAY AREA UNIT 3 - EL 3188-0	Bechtel			Y
ELEC-1		Approval	Electrical	Drawing	25542-003-ER-2220-00001	RACEWAY PLAN AND SECTIONS HEATER BAY AREA UNIT 3 - EL 3199-0	Bechtel			Y
ELEC-1		Approval	Electrical	Drawing	25542-003-ER-2230-00001	RACEWAY PLAN AND SECTIONS HEATER BAY AREA UNIT 3 - EL 3214-0	Bechtel			Y
ELEC-1		Approval	Electrical	Drawing	25542-003-ER-2410-00001	PLAN	Bechtel			Y
ELEC-1		Approval	Electrical	Drawing	25542-003-ER-3501-00001	3 - PLAN AT EL 3188-0	Bechtel			Y
ELEC-1		Approval	Electrical	Drawing	25542-003-ER-3501-00002	115KV SWITCHYARD UNDERGROUND RACEWAY PLAN	Bechtel			Y
ELEC-1		Approval	Electrical	Drawing	25542-003-ER-3600-00001	UNIT 3 FIBER OPTIC U/G ROUTING PLAN FOR 115KV TRANSMISSION LINE	Bechtel			Y
ELEC-1		Approval	Electrical	Drawing	25542-003-ER-3600-00002	UNIT 3 FIBER OPTIC U/G ROUTING PLAN FOR 115KV TRANSMISSION LINE	Bechtel			Y
ELEC-1		Approval	Electrical	Drawing	25542-003-ER-3690-00001	FIBER OPTIC CONDUIT SECTIONS	Bechtel			Y
ELEC-1		Approval	Electrical	Drawing	25542-003-ER-3701-00001	UNDERGROUND RACEWAY PLAN SWITCHYARD AREA PLAN EL 3188-0	Bechtel			Y
ELEC-1		Approval	Electrical	Drawing	25542-003-ER-3701-00002	Underground Raceway Plan Plant Services Building Area Unit 3 Plan EL 3188-0	Bechtel			Y
ELEC-1		Approval	Electrical	Drawing	25542-003-ER-3790-00001	Underground Raceway Plan Plant Services Building Area Sections and Details - Unit 3	Bechtel			Y
ELEC-1		Approval	Electrical	Drawing	25542-003-ER-3791-00001	UNDERGROUND RACEWAY PLAN SWITCHYARD AREA SECTIONS AND DETAILS	Bechtel			Y
ELEC-1		Approval	Electrical	Drawing	25542-003-ER-1001-00001	Unit 3 - Underground Raceway Plan SRSG Tower Area Plan EL 3188-0	Bechtel			Y
ELEC-1		Approval	Electrical	Drawing	25542-003-ER-1010-00001	RACEWAY PLAN SRSG TOWER AREA UNIT 3 - EL 3188-0	Bechtel			Y
ELEC-1		Approval	Electrical	Drawing	25542-003-ER-1010-00002	RACEWAY SECTION SRSG TOWER AREA UNIT 3 - 3188-0	Bechtel			Y
ELEC-1		Approval	Electrical	Drawing	25542-003-ER-1020-00001	RACEWAY PLAN SRSG TOWER AREA UNIT 3 - EL 3208-0	Bechtel			Y
ELEC-1		Approval	Electrical	Drawing	25542-003-ER-1030-00001	RACEWAY PLAN SRSG TOWER AREA UNIT 3 - EL 3228-0	Bechtel			Y
ELEC-1		Approval	Electrical	Drawing	25542-003-ER-1030-00002	RACEWAY SECTION SRSG TOWER AREA UNIT 3 - EL3228-0	Bechtel			Y
ELEC-1		Approval	Electrical	Drawing	25542-003-ER-1060-00001	RACEWAY SECTION SRSG TOWER AREA UNIT 3 - EL 3268-0 TO EL 3464-0	Bechtel			Y
ELEC-1		Approval	Electrical	Drawing	25542-003-ER-1070-00001	RACEWAY PLAN SRSG TOWER AREA EL 3464-0 AND EL 3483-0	Bechtel			Y
ELEC-1		Approval	Electrical	Drawing	25542-003-ER-1090-00001	RACEWAY PLAN AND SECTIONS SRSG AREA EL 3483-6 AND EL 3503-0	Bechtel			Y
ELEC-1		Approval	Electrical	Drawing	25542-003-ER-1901-00001	UNDERGROUND RACEWAY PLAN NIGHT TIME PRESERVATION BOILER AREA	Bechtel			Y
ELEC-1		Approval	Electrical	Drawing	25542-003-ER-1110-00001	RACEWAY PLAN AND SECTIONS SRSG AREA EL 3515-0 AND EL 3527-0	Bechtel			Y
ELEC-1		Approval	Electrical	Drawing	25542-003-ER-1120-00001	RACEWAY PLAN AND SECTIONS SRSG AREA EL 3539-3 AND EL 3548-7	Bechtel			Y

Certification	GEN-2 Tbl. 2 (G)	Reason -	Discipline	t Type	Document Number	Title	Vendor/	Remarks	cast	Approved
ELEC-1		Approval	Electrical	Drawing	25542-003-ER-1120-00002	RACEWAY SECTION SRSG AREA EL 3539-0 TO EL 3639-0	Bechtel			Y
ELEC-1		Approval	Electrical	Drawing	25542-003-ER-1140-00001	RACEWAY PLAN AND SECTIONS SRSG AREA EL 3560-3 AND EL 3579-6	Bechtel			Y
ELEC-1		Approval	Electrical	Drawing	25542-003-ER-1160-00001	RACEWAY PLAN AND SECTIONS SRSG AREA EL 3588-10 AND EL 3612-9	Bechtel			Y
ELEC-1		Approval	Electrical	Drawing	25542-003-ER-1180-00001	RACEWAY PLAN AND SECTIONS SRSG AREA EL 3624-5 AND 3639-0	Bechtel			Y
ELEC-1	G	Approval	Electrical	Drawing	25542-003-ER-7101-00001	UNIT 3: UNDERGROUND PLAN RACEWAY PLAN WATER TREATMENT AREA	Bechtel		#####	Y
ELEC-1	G	Approval	Electrical	Drawing	25542-003-ER-7102-00001	UNIT 3: UNDERGROUND PLAN RACEWAY PLAN WATER TREATMENT AREA	Bechtel		#####	
ELEC-1		Approval	Electrical	Drawing	25542-003-ER-7110-00001	UNIT 3 RACEWAY PLAN WT AREA PLAN FROM EL 3188-0 TO EL 3207-0	Bechtel			Y
ELEC-1		Approval	Electrical	Drawing	25542-003-ER-7110-00002	UNIT 3 RACEWAY PLAN WT AREA PLAN AT EL 3188-0	Bechtel			Y
ELEC-1		Approval	Electrical	Drawing	25542-003-ER-7110-00003	UNIT 3 RACEWAY PLAN WT AREA PLAN AT EL 3188-0	Bechtel			Y
ELEC-1		Approval	Electrical	Drawing	25542-003-ER-7110-00004	UNIT 3 RACEWAY PLAN WT AREA PLAN AT EL 3188-0	Bechtel			Y
ELEC-1	G	Approval	Electrical	Drawing	25542-003-ER-7191-00001	TREATMENT AREA	Bechtel		#####	
ELEC-1	G	Approval	Electrical	Drawing	25542-003-ER-7201-00001	UNIT 3: UNDERGROUND PLAN RACEWAY PLAN ACC AREA	Bechtel		Jul-11	Y
ELEC-1		Approval	Electrical	Drawing	25542-003-ER-7201-00002	0	Bechtel			Y
ELEC-1		Approval	Electrical	Drawing	25542-003-ER-7201-00003	0	Bechtel			Y
ELEC-1		Approval	Electrical	Drawing	25542-003-ER-7201-00004	0	Bechtel			Y
ELEC-1	G	Approval	Electrical	Drawing	25542-003-ER-7202-00001	UNIT 3: UNDERGROUND PLAN RACEWAY PLAN ACC AREA	Bechtel		Jul-11	
ELEC-1		Approval	Electrical	Drawing	25542-003-ER-7210-00001	UNIT 3 RACEWAY PLAN ACC AREA PLAN FROM EL 3188-0 TO 3200-0	Bechtel			Y
ELEC-1		Approval	Electrical	Drawing	25542-003-ER-7210-00002	UNIT 3 RACEWAY PLAN ACC AREA PLAN FROM EL 3224-0 TO EL 3249-0	Bechtel			Y
ELEC-1		Approval	Electrical	Drawing	25542-003-ER-7210-00003	UNIT 3 RACEWAY PLAN ACC AREA PLAN FROM EL 3224-0 TO EL 3249-0	Bechtel			Y
ELEC-1		Approval	Electrical	Drawing	25542-003-ER-7210-00004	UNIT 3 RACEWAY PLAN ACC AREA PLAN FROM EL 3199-0 TO EL 3249-0	Bechtel			Y
ELEC-1		Approval	Electrical	Drawing	25542-003-ER-7210-00005	UNIT 3 RACEWAY PLAN ACC AREA PLAN FROM EL 3244-0 TO EL 3249-0	Bechtel			Y
ELEC-1		Approval	Electrical	Drawing	25542-003-ER-7210-00006	UNIT 3 RACEWAY PLAN ACC AREA PLAN FROM EL 3188-0 TO EL 3249-0	Bechtel			Y
ELEC-1		Approval	Electrical	Drawing	25542-003-ER-7210-00007	UNIT 3 RACEWAY PLAN ACC AREA PLAN FROM EL 3188-0 TO EL 3249-0	Bechtel			Y
ELEC-1		Approval	Electrical	Drawing	25542-003-ER-7210-00008	UNIT 3 RACEWAY PLAN ACC AREA SECTIONS AND DETAILS	Bechtel			Y
ELEC-1		Approval	Electrical	Drawing	25542-003-ER-7210-00009	UNIT 3 RACEWAY PLAN AIR COOLED CONDENSER AREA PLAN AT EL 3188-0	Bechtel			Y
ELEC-1	G	Approval	Electrical	Drawing	25542-003-ER-7291-00001	UNIT 3: UNDERGROUND PLAN RACEWAY SECTIONS AND DETAILS ACC AREA	Bechtel		Jul-11	Y
ELEC-1	G	Approval	Electrical	Drawing	25542-003-ER-3301-00001	UNIT 3: UNDERGROUND PLAN RACEWAY PLAN SWITCHYARD AREA	Bechtel		#####	
ELEC-1	G	Approval	Electrical	Drawing	25542-003-ER-3391-00001	AREA	Bechtel		#####	
ELEC-1	G	Approval	Electrical	Drawing	25542-003-ER-2101-00001	UNIT 3: UNDERGROUND PLAN RACEWAY PLAN STEAM TURBINE AREA	Bechtel		Jul-11	
ELEC-1	G	Approval	Electrical	Drawing	25542-003-ER-2191-00001	UNIT 3: UNDERGROUND PLAN SECTIONS AND DETAILS STEAM TURBINE AREA	Bechtel		Jul-11	
ELEC-1	G	Approval	Electrical	Drawing	25542-003-ER-2102-00001	UNIT 3: EMBEDDED CONDUIT PLAN STEAM TURBINE PEDESTAL	Bechtel		Jul-11	
ELEC-1	G	Approval	Electrical	Drawing	25542-003-ER-2192-00001	PEDESTAL	Bechtel		Jul-11	
ELEC-1	G	Approval	Electrical	Drawing	25542-003-ER-1001-00001	UNIT 3: UNDERGROUND PLAN RACEWAY PLAN SRSG TOWER AREA	Bechtel		#####	
ELEC-1	G	Approval	Electrical	Drawing	25542-003-ER-1002-00001	UNIT 3: UNDERGROUND PLAN RACEWAY PLAN SRSG TOWER AREA	Bechtel		#####	
ELEC-1	G	Approval	Electrical	Drawing	25542-003-ER-1091-00001	AREA	Bechtel		#####	
ELEC-1	G	Approval	Electrical	Drawing	25542-003-ER-1901-00001	UNIT 3: UNDERGROUND PLAN RACEWAY PLAN AUX BOILER AREA	Bechtel		#####	
ELEC-1	G	Approval	Electrical	Drawing	25542-003-ER-1991-00001	AREA	Bechtel		#####	
ELEC-1	G	Approval	Electrical	Drawing	25542-003-ER-3001-00001	CABLE PIT	Bechtel		Jul-11	
ELEC-1	G	Approval	Electrical	Drawing	25542-003-ER-3091-00001	UNIT 3: UNDERGROUND PLAN RACWAY SECTIONS AND DETAILS CABLE PIT	Bechtel		Jul-11	
ELEC-1	G	Approval	Electrical	Drawing	25542-003-ER-3101-00001	AREA	Bechtel		Jul-11	
ELEC-1	G	Approval	Electrical	Drawing	25542-003-ER-3102-00001	AREA	Bechtel		Jul-11	
ELEC-1	G	Approval	Electrical	Drawing	25542-003-ER-3191-00001	SERVICES BUILDING AREA	Bechtel		Jul-11	
ELEC-1	G	Approval	Electrical	Drawing	25542-003-ER-1902-00001	AREA BOILER	Bechtel		#####	
ELEC-1	G	Approval	Electrical	Drawing	25542-003-ER-1992-00001	PRESERVATION BOILER AREA	Bechtel		#####	
ELEC-1	G	Approval	Electrical	Drawing	25542-009-ER-7610-000##	FACILITIES	Bechtel		Dec-	
ELEC-1	G	Approval	Electrical	Drawing	25542-009-ER-7690-000##	FACILITIES	Bechtel		Dec-	
ELEC-1	G	Approval	Electrical	Drawing	25542-009-ER-0010-000##	COMMON: UNDERGROUND RACEWAY PLAN COMMON AREA FACILITIES	Bechtel		Dec-	N
ELEC-1	G	Reference	Electrical	Drawing	25542-009-ER-0010-00001	ROUTING PLAN	Bechtel			Y
ELEC-1	G	Approval	Electrical	Drawing	25542-009-ER-0010-00002	AREA	Bechtel			Y
ELEC-1	G	Approval	Electrical	Drawing	25542-009-ER-0010-00003	AREA	Bechtel			Y
ELEC-1	G	Approval	Electrical	Drawing	25542-009-ER-0010-00004	33KV CABLE ROUTING PLAN HELIOSTAT ASSEMBLY BUILDING AREA	Bechtel			Y
ELEC-1	G	Approval	Electrical	Drawing	25542-009-ER-0010-00005	UNDERGROUND RACEWAY PLAN HELIOSTAT ASSEMBLY BUILDING AREA	Bechtel			Y
ELEC-1	G	Approval	Electrical	Drawing	25542-009-ER-0010-00006	LV DIRECT BURIED CABLES ROUTING PLAN HELIOSTAT ASSEMBLY AREA	Bechtel			Y
ELEC-1	G	Approval	Electrical	Drawing	25542-009-ER-0010-00007	EQUIPMENT AND CCR ROOM	Bechtel			Y
ELEC-1		Approval	Electrical	Drawing	25542-009-ER-0010-00008	ROOM DCS EQUIPMENT AND CCR ROOM	Bechtel			Y
ELEC-1	G	Approval	Electrical	Drawing	25542-009-ER-0010-00010	UNDERGROUND RACEWAY PLAN COMMON AREA SECTIONS AND DETAILS	Bechtel			Y
ELEC-1	G	Approval	Electrical	Drawing	25542-009-ER-0010-00011	COMMON AREA MANHOLE LAYOUT	Bechtel			Y
ELEC-1		Approval	Electrical	Drawing	25542-009-ER-0010-00012	AREA	Bechtel			Y
ELEC-1	G	Approval	Electrical	Drawing	25542-009-ER-3210-00001	UNDERGROUND RACEWAY PLAN COMMON AREA 33KV SWITCHGEAR	Bechtel			Y
ELEC-1	G	Approval	Electrical	Drawing	25542-009-ER-3210-00002	TRANSFORMER COMMON AREA	Bechtel			Y
ELEC-1	G	Approval	Electrical	Drawing	25542-009-ER-3210-00003	TRANSFORMER COMMON AREA	Bechtel			Y
ELEC-1	G	Approval	Electrical	Drawing	25542-009-ER-3210-00004	TRANSFORMER 9-TP-5C	Bechtel			Y
ELEC-1	G	Approval	Electrical	Drawing	25542-009-ER-3210-00005	SWITCHBOARD 9-EA-5A	Bechtel			Y
ELEC-1	G	Approval	Electrical	Drawing	25542-009-ER-3210-00006	SWITCHBOARD 9-EA-5C	Bechtel			Y
ELEC-1	G	Approval	Electrical	Drawing	25542-009-ER-8101-000##	ROOM	Bechtel		Dec-	
ELEC-1	NA	Approval	Electrical	Drawing	25542-009-ER-9101-000##	COMMON: EMBEDDED RACEWAY PLAN HELIOSTAT BUILDING FOUNDATION	Bechtel		Dec-	
ELEC-1	NA	Approval	Electrical	Drawing	25542-009-ER-9190-000##	AREA	Bechtel		Dec-	
ELEC-1	NA	Approval	Electrical	Drawing	25542-009-ER-9101-000##	COMMON: UNDERGROUND RACEWAY PLAN HELIOSTAT BUILDING	Bechtel		Dec-	
ELEC-1	G	Approval	Electrical	Drawing	25542-009-ER-7601-000##	COMMON: UNDERGROUND RACEWAY PLAN WATER WELL AREAS	Bechtel		Dec-	
ELEC-1	G	Approval	Electrical	Drawing	25542-009-ER-7601-000##	COMMON: UNDERGROUND RACEWAY PLAN FIRE WATER TANK AND PUMP AREA	Bechtel		Dec-	
ELEC-1	NA	Approval	Electrical	Drawing	25542-009-ER-9010-00001	CONSTRUCTION AREA	Bechtel			Y
ELEC-1	NA	Approval	Electrical	Drawing	25542-001-ER-9101-000##	Unit-1: HELIOSTAT FIELD UNDERGROUND RACEWAY PLAN	Bechtel		#####	
ELEC-1	NA	Approval	Electrical	Drawing	25542-002-ER-9101-000##	Unit-2: HELIOSTAT FIELD UNDERGROUND RACEWAY PLAN	Bechtel		#####	
ELEC-1	NA	Approval	Electrical	Drawing	25542-003-ER-9101-000##	Unit-3: HELIOSTAT FIELD UNDERGROUND RACEWAY PLAN	Bechtel		#####	
ELEC-1	NA	Approval	Electrical	Drawing	25542-001-ER-9190-000##	Unit-1: HELIOSTAT FIELD UNDERGROUND CABLE SECTIONS AND DETAILS	Bechtel		#####	
ELEC-1	NA	Approval	Electrical	Drawing	25542-002-ER-9190-000##	Unit-2: HELIOSTAT FIELD UNDERGROUND CABLE SECTIONS AND DETAILS	Bechtel		#####	
ELEC-1	NA	Approval	Electrical	Drawing	25542-003-ER-9190-000##	Unit-3: HELIOSTAT FIELD UNDERGROUND CABLE SECTIONS AND DETAILS	Bechtel		#####	
ELEC-1	NA	Approval	Electrical	Drawing	25542-001-E4-0010-00001	EQUIPMENT LOCATION PLAN CONSTRUCTION POWER BLOCK AREA	Bechtel			Y
ELEC-1	NA	Approval	Electrical	Drawing	25542-000-E4-3110-00001	Unit: Power Block Electrical bldg - Equip Layout	Bechtel		#####	
ELEC-1	NA	Approval	Electrical	Drawing	25542-009-E4-3601-00001	EQUIPMENT LOCATION PLAN CONSTRUCTION POWER COMMON AREA	Bechtel			Y
ELEC-1	NA	Approval	Electrical	Drawing	25542-009-E4-8110-00001	ELECTRICAL EQUIPMENT LAYOUT COMMON AREA ADMINISTRATION BUILDING	Bechtel			Y
ELEC-1	NA	Approval	Electrical	Drawing	25542-000-V1A-EKL3-000##	Unit: EQUIPMENT LOCATION PLAN SRSG ELECTRICAL EQUIPMENT MODULE	Vendor		#####	
ELEC-1	NA	Approval	Electrical	Drawing	25542-000-V1A-EKL3-000##	MODULE	Vendor		#####	
ELEC-1	NA	Approval	Electrical	Drawing	25542-000-V1A-EKL3-000##	MODULE	Vendor		#####	
ELEC-1	NA	Approval	Electrical	Drawing	25542-000-V1A-EKL3-000##	Unit: EQUIPMENT LOCATION PLAN ACC ELECTRICAL EQUIPMENT MODULE	Vendor		#####	
ELEC-1	NA	Approval	Electrical	Drawing	25542-000-E4-8110-000##	EQUIPMENT LOCATION PLAN ADMIN BLDG & CENTRAL CONTROL ROOM	Vendor		#####	
ELEC-1	G	Approval	Electrical	Drawing	25542-000-ERJ-0000-00002	Unit: AG Raceway Notes Symbols and Details	Bechtel		11 A	
ELEC-1	G	Approval	Electrical	Drawing	25542-000-ER-1010-000##	UNIT: RACEWAY PLAN SRSG TOWER PLAN EL. 100'-0"	Bechtel		#####	
ELEC-1	G	Approval	Electrical	Drawing	25542-002-ER-1010-000##	UNIT 2/3: RACEWAY PLAN SRSG TOWER PLAN EL. 100'-0"	Bechtel		#####	
ELEC-1	G	Approval	Electrical	Drawing	25542-000-ER-1020-000##	UNIT: RACEWAY PLAN SRSG TOWER PLAN EL. 120'-0"	Bechtel		#####	
ELEC-1	G	Approval	Electrical	Drawing	25542-002-ER-1020-000##	UNIT 2/3: RACEWAY PLAN SRSG TOWER PLAN EL. 120'-0"	Bechtel		#####	
ELEC-1	G	Approval	Electrical	Drawing	25542-000-ER-1030-000##	UNIT: RACEWAY PLAN SRSG TOWER PLAN EL. 140'-0"	Bechtel		#####	
ELEC-1	G	Approval	Electrical	Drawing	25542-002-ER-1030-000##	UNIT 2/3: RACEWAY PLAN SRSG TOWER PLAN EL. 140'-0"	Bechtel		#####	
ELEC-1	G	Approval	Electrical	Drawing	25542-000-ER-1040-000##	UNIT: RACEWAY PLAN SRSG TOWER PLAN EL. 180'-0"	Bechtel		#####	
ELEC-1	G	Approval	Electrical	Drawing	25542-000-ER-1050-000##	UNIT: RACEWAY PLAN SRSG TOWER PLAN EL. 376'-0" AND EL. 415'-0"	Bechtel		#####	
ELEC-1	G	Approval	Electrical	Drawing	25542-000-ER-1110-000##	UNIT: ABOVEGROUND RACEWAY PLAN SRSG STRUCTURE PLAN ELEVATION - 1	Bechtel		Jun-11	
ELEC-1	G	Approval	Electrical	Drawing	25542-000-ER-1120-000##	UNIT: ABOVEGROUND RACEWAY PLAN SRSG STRUCTURE PLAN ELEVATION - 2	Bechtel		Jun-11	
ELEC-1	G	Approval	Electrical	Drawing	25542-000-ER-1130-000##	UNIT: ABOVEGROUND RACEWAY PLAN SRSG STRUCTURE PLAN ELEVATION - 3	Bechtel		Jun-11	
ELEC-1	G	Approval	Electrical	Drawing	25542-000-ER-1140-000##	UNIT: ABOVEGROUND RACEWAY PLAN SRSG STRUCTURE PLAN ELEVATION - 4	Bechtel		Jun-11	
ELEC-1	G	Approval	Electrical	Drawing	25542-000-ER-1150-000##	UNIT: ABOVEGROUND RACEWAY PLAN SRSG STRUCTURE PLAN ELEVATION - 5	Bechtel		Jun-11	

Certification	GEN-2 Tbl. 2 (G)	Reason -	Discipline	t Type	Document Number	Title	Vendor/	Remarks	cast	Approved
ELEC-1	G	Approval	Electrical	Drawing	25542-000-ER-1190-000##	UNIT: ABOVEGROUND RACEWAY SECTIONS AND DETAILS SRSG STRUCTURE	Bechtel		Jun-11	
ELEC-1	G	Approval	Electrical	Drawing	25542-000-ER-1910-000##	UNIT: ABOVEGROUND RACEWAY PLAN AUXILIARY BOILER AREA AT GRADE	Bechtel		#####	
ELEC-1	G	Approval	Electrical	Drawing	25542-000-ER-1990-000##	AREA	Bechtel		#####	
ELEC-1	G	Approval	Electrical	Drawing	25542-001-ER-2110-000##	UNIT 1: RACEWAY PLAN TURBINE AREA PLAN EL 100'-0" AND EL. 111'-8"	Bechtel		#####	
ELEC-1	G	Approval	Electrical	Drawing	25542-001-ER-2120-000##	UNIT 1: RACEWAY PLAN TURBINE AREA PLAN EL 126'-0"	Bechtel		#####	
ELEC-1	G	Approval	Electrical	Drawing	25542-001-ER-2130-000##	UNIT 1: RACEWAY PLAN TURBINE AREA PLAN 138'-3"	Bechtel		#####	
ELEC-1	G	Approval	Electrical	Drawing	25542-001-ER-2190-000##	UNIT 1: RACEWAY SECTIONS AND DETAILS	Bechtel		#####	
ELEC-1	G	Approval	Electrical	Drawing	25542-002-ER-2110-000##	UNIT 2/3: RACEWAY PLAN TURBINE AREA PLAN EL 100'-0" AND EL. 111'-8"	Bechtel		#####	
ELEC-1	G	Approval	Electrical	Drawing	25542-002-ER-2120-000##	UNIT 2/3: RACEWAY PLAN TURBINE AREA PLAN EL 126'-0"	Bechtel		#####	
ELEC-1	G	Approval	Electrical	Drawing	25542-002-ER-2130-000##	UNIT 2/3: RACEWAY PLAN TURBINE AREA PLAN 138'-3"	Bechtel		#####	
ELEC-1	G	Approval	Electrical	Drawing	25542-002-ER-2190-000##	UNIT 2/3: RACEWAY SECTIONS AND DETAILS	Bechtel		#####	
ELEC-1	G	Approval	Electrical	Drawing	25542-000-ER-3001-000##	UNIT: ABOVEGROUND RACEWAY PLAN ELECTRICAL BLDG CABLE PIT	Bechtel		Jun-11	
ELEC-1	G	Approval	Electrical	Drawing	25542-000-ER-3110-000##	UNIT: ABOVEGROUND RACEWAY PLAN PSB BLDG	Bechtel		Jun-11	
ELEC-1	G	Approval	Electrical	Drawing	25542-000-ER-3101-00001	RACEWAY LAYOUT PLANT SERVICES BUILDING	Bechtel			Y
ELEC-1	G	Approval	Electrical	Drawing	25542-000-ER-3101-00002	RACEWAY LAYOUT PLANT SERVICES BUILDING	Bechtel			Y
ELEC-1		Approval	Electrical	Drawing	25542-000-ER-3110-00001	ELECTRICAL PENETRATION PLAN PLANT SERVICES BUILDING	Bechtel			Y
ELEC-1		Approval	Electrical	Drawing	25542-001-ER-3110-00001	RACEWAY PLAN (ABOVEGROUND CONDUIT) PSB AREA PLAN EL 2879-0	Bechtel			Y
ELEC-1		Approval	Electrical	Drawing	25542-002-ER-3110-00001	RACEWAY PLAN (ABOVEGROUND CONDUIT) PSB AREA PLAN EL 3029-0	Bechtel			Y
ELEC-1		Approval	Electrical	Drawing	25542-003-ER-3110-00001	RACEWAY PLAN (ABOVEGROUND CONDUIT) PSB AREA PLAN EL 3188-0	Bechtel			Y
ELEC-1		Approval	Electrical	Drawing	25542-001-ER-3110-00002	RACEWAY PLAN ABOVEGROUND CONDUIT PSB CABLE PIT	Bechtel			Y
ELEC-1		Approval	Electrical	Drawing	25542-002-ER-3110-00002	RACEWAY PLAN ABOVEGROUND CONDUIT UNIT 2 PSB CABLE PIT	Bechtel			Y
ELEC-1		Approval	Electrical	Drawing	25542-003-ER-3110-00002	RACEWAY PLAN ABOVEGROUND CONDUIT PSB UNIT 3 CABLE PIT	Bechtel			Y
ELEC-1	G	Approval	Electrical	Drawing	25542-000-ER-3210-00001	SWITCHBOARDS	Bechtel			Y
ELEC-1	G	Approval	Electrical	Drawing	25542-000-ER-3210-00002	1000KVA TRANSFORMERS	Bechtel			Y
ELEC-1	G	Approval	Electrical	Drawing	25542-000-ER-3310-000##	UNIT: ABOVEGROUND RACEWAY PLAN TRANSFORMER YARD AREA	Bechtel		Oct-11	
ELEC-1	G	Approval	Electrical	Drawing	25542-000-ER-7110-000##	UNIT: ABOVEGROUND RACEWAY PLAN WATER TREATMENT AT GRADE	Bechtel		Jun-11	
ELEC-1	G	Approval	Electrical	Drawing	25542-000-ER-7190-000##	AREA	Bechtel		Jun-11	
ELEC-1	G	Approval	Electrical	Drawing	25542-000-ER-7210-000##	UNIT: ABOVEGROUND RACEWAY PLAN ACC AREA AT GRADE	Bechtel		Jun-11	
ELEC-1	G	Approval	Electrical	Drawing	25542-000-ER-7220-000##	UNIT: ABOVEGROUND RACEWAY PLAN ACC UPPER ELEVATIONS	Bechtel		Jun-11	
ELEC-1	G	Approval	Electrical	Drawing	25542-000-ER-7290-000##	UNIT: ABOVEGROUND RACEWAY SECTIONS AND DETAILS ACC AREA	Bechtel		Jun-11	
ELEC-1	NA	Approval	Electrical	Drawing	25542-009-ER-9111-000##	COMMON: ABOVEGROUND RACEWAY PLAN HELIOSTAT BUILDING	Bechtel		#####	
ELEC-1	NA	Approval	Electrical	Drawing	25542-009-ER-9191-000##	BUILDING	Bechtel		#####	
ELEC-1	G	Approval	Electrical	Drawing	25542-009-ER-8110-000##	CONTROL ROOM	Bechtel		Jun-11	
ELEC-1	G	Approval	Electrical	Drawing	25542-009-ER-8190-000##	BLDG & CENTRAL CONTROL ROOM	Bechtel		Jun-11	
ELEC-1	G	Approval	Electrical	Drawing	25542-009-ER-7610-000##	STORAGE FACILITIES	Bechtel		#####	
ELEC-1	NA	Approval	Electrical	Drawing	25542-000-ER-9010-000##	WEATHER STATION CAMERA)	Bechtel		#####	
ELEC-1		Approval	Electrical	Drawing	25542-000-EQ-0000-00001	CATHODIC PROTECTION PLAN SECTIONS AND DETAILS	Bechtel			Y
ELEC-1		Approval	Electrical	Drawing	25542-000-EQ-0000-00002	CARBON STEEL PIPES	Bechtel			Y
ELEC-1	NA	Approval	Electrical	Drawing	25542-000-EQJ-0000-00001	Cathodic Protection - Notes Symbols and Details	Bechtel		Aug-	Y
ELEC-1	NA	Approval	Electrical	Drawing	25542-001-EQ-0010-00001	Unit-1: CATHODIC PROTECTION PLAN POWERBLOCK AREA	Bechtel		#####	
ELEC-1	NA	Approval	Electrical	Drawing	25542-002-EQ-0010-00001	Unit-2: CATHODIC PROTECTION PLAN POWERBLOCK AREA	Bechtel		#####	
ELEC-1	NA	Approval	Electrical	Drawing	25542-003-EQ-0010-00001	Unit-3: CATHODIC PROTECTION PLAN POWERBLOCK AREA	Bechtel		Jan-12	
ELEC-1	NA	Approval	Electrical	Drawing	25542-000-EQ-0000-00001	CATHODIC PROTECTION DETAILS	Bechtel		Aug-	Y
ELEC-1	NA	Approval	Electrical	Drawing	25542-009-EQ-0000-00001	CATHODIC PROTECTION ONE LINE DIAGRAM FUEL GAS PIPE - FG SYSTEM	Bechtel			Y
ELEC-1	NA	Approval	Electrical	Drawing	25542-009-EQ-0000-00002	CATHODIC PROTECTION INSTALLATION DETAILS FUEL GAS PIPE - FG SYSTEM	Bechtel			Y
ELEC-1	NA	Approval	Electrical	Drawing	25542-009-EQ-0000-00003	SYSTEM	Bechtel			Y
ELEC-1	NA	Approval	Electrical	Drawing	25542-009-N3C-EQA1-00001	CATHODIC PROTECTION NATURAL GAS PIPING	Bechtel			Y
ELEC-1	NA	Approval	Electrical	Drawing	25542-009-EQ-0010-00001	Common: CATHODIC PROTECTION NATURAL GAS PIPELINE	Bechtel		Aug-	Y
ELEC-1	NA	Approval	Electrical	Drawing	25542-001-EQ-9101-00001	Unit-1: CATHODIC PROTECTION PLAN UG PIPING HELIOSTAT FIELD AREA	Bechtel		Aug-	
ELEC-1	NA	Approval	Electrical	Drawing	25542-002-EQ-9101-00001	Unit-2: CATHODIC PROTECTION PLAN UG PIPING HELIOSTAT FIELD AREA	Bechtel		Aug-	
ELEC-1	NA	Approval	Electrical	Drawing	25542-003-EQ-9101-00001	Unit-3: CATHODIC PROTECTION PLAN UG PIPING HELIOSTAT FIELD AREA	Bechtel		Aug-	
ELEC-1	NA	Approval	Electrical	Drawing	25542-000-EGJ-0000-00001		Bechtel		Sep-	Y
ELEC-1	NA	Approval	Electrical	Drawing	25542-001-EG-0010-00001	Unit-1: Power Block Grounding Plan	Bechtel		Feb-	Y
ELEC-1	NA	Approval	Electrical	Drawing	25542-001-EG-0010-00002	POWER BLOCK LIGHTNING PROTECTION OVERVIEW	Bechtel			Y
ELEC-1	NA	Approval	Electrical	Drawing	25542-001-EG-0011-00001	UNIT 1 GROUNDING SYSTEM PLAN HELIOSTAT FIELD	Bechtel			Y
ELEC-1	NA	Approval	Electrical	Calculation	25542-001-EGC-EG-00002	UNIT 1 HELIOSTAT FIELD GROUNDING CALCULATION	Bechtel			Y
ELEC-1		Approval	Electrical	Drawing	25542-001-EG-1901-00001	UNIT 1 GROUNDING PLAN AUXILIARY BOILER AREA PLAN AT EL 2879-0	Bechtel			Y
ELEC-1	NA	Approval	Electrical	Drawing	25542-001-EG-2101-00002	GROUNDING PLAN STG EEM AREA PLAN	Bechtel			Y
ELEC-1	NA	Approval	Electrical	Drawing	25542-001-EG-3501-00001	UNIT 1 GROUNDING PLAN STATION SERVICE TRANSFORMER AREA PLAN	Bechtel			Y
ELEC-1	NA	Approval	Electrical	Drawing	25542-001-EG-3701-00002	UNIT 1 GROUNDING PLAN PSB ELECTRICAL BUILDING	Bechtel			Y
ELEC-1		Approval	Electrical	Drawing	25542-009-EG-0010-00003	GROUNDING PLAN COMMON AREA ADMIN BUILDING AREA	Bechtel			Y
ELEC-1		Approval	Electrical	Drawing	25542-009-EG-0010-00004	GROUNDING PLAN COMMON AREA WELL AND WATER STORAGE AREA	Bechtel			Y
ELEC-1	NA	Approval	Electrical	Drawing	25542-009-EG-0010-00005	PROTECTION OVERVIEW	Bechtel			Y
ELEC-1		Approval	Electrical	Calculation	25542-000-EGC-EG-00001	LIGHTNING RISK ASSESSMENT CALCULATION	Bechtel			Y
ELEC-1	NA	Approval	Electrical	Drawing	25542-002-EG-0010-00001	Unit-2: Power Block Grounding Plan	Bechtel		#####	
ELEC-1	NA	Approval	Electrical	Drawing	25542-003-EG-0010-00001	Unit-3: Power Block Grounding Plan	Bechtel		Jun-11	
ELEC-1	NA	Approval	Electrical	Drawing	25542-001-EG-7101-00001	UNIT 1: GROUNDING PLAN WATER TREATMENT AREA	Bechtel		#####	
ELEC-1	NA	Approval	Electrical	Drawing	25542-001-EG-7102-00001	UNIT 1: GROUNDING PLAN WATER TREATMENT AREA	Bechtel		#####	
ELEC-1	NA	Approval	Electrical	Drawing	25542-001-EG-7201-00001	UNIT 1: GROUNDING PLAN ACC AREA	Bechtel		#####	
ELEC-1	NA	Approval	Electrical	Drawing	25542-001-EG-7202-00001	UNIT 1: GROUNDING PLAN ACC AREA	Bechtel		#####	
ELEC-1	NA	Approval	Electrical	Drawing	25542-001-EG-3301-00001	UNIT 1: GROUNDING PLAN SWITCHYARD AREA	Bechtel		#####	
ELEC-1	NA	Approval	Electrical	Drawing	25542-001-EG-2101-00001	UNIT 1: GROUNDING PLAN STEAM TURBINE AREA	Bechtel		Jun-11	
ELEC-1	NA	Approval	Electrical	Drawing	25542-001-EG-1001-00001	UNIT 1: GROUNDING PLAN SRSG TOWER AREA	Bechtel		11 A	Y
ELEC-1	NA	Approval	Electrical	Drawing	25542-001-EG-1002-00001	UNIT 1: GROUNDING PLAN SRSG TOWER AREA	Bechtel		11 A	
ELEC-1	NA	Approval	Electrical	Drawing	25542-001-EG-1901-00001	UNIT 1: GROUNDING PLAN AUX BOILER AREA	Bechtel		Jun-11	
ELEC-1		Approval	Electrical	Drawing	25542-001-EG-2101-00001	2880-8	Bechtel			Y
ELEC-1	NA	Approval	Electrical	Drawing	25542-001-EG-3101-00001	UNIT 1: GROUNDING PLAN PLANT SERVICES BUILDING AREA	Bechtel		#####	
ELEC-1	NA	Approval	Electrical	Drawing	25542-001-EG-3102-00001	UNIT 1: GROUNDING PLAN PLANT SERVICES BUILDING AREA	Bechtel		#####	
ELEC-1	NA	Approval	Electrical	Drawing	25542-001-EG-3701-00001	UNIT 1 GROUNDING PLAN SWITCHYARD AREA PLAN EL 2879'-0"	Bechtel			Y
ELEC-1	NA	Approval	Electrical	Drawing	25542-001-EG-3701-00002	UNIT 1 GROUNDING PLAN PLANT SERVIES ELECTRICAL BUILDING AT EL 2879'-0"	Bechtel			Y
ELEC-1	NA	Approval	Electrical	Drawing	25542-001-EG-1902-00001	UNIT 1: GROUNDING PLAN NIGHTTIME PRESERVATION AREA BOILER	Bechtel		#####	
ELEC-1	NA	Approval	Electrical	Drawing	25542-001-EG-7201-00001	UNIT 1 GROUNDING PLAN ACC AREA PLAN EL 2879-0				Y
ELEC-1	NA	Approval	Electrical	Drawing	25542-001-EG-7201-00002	UNIT 1 GROUNDING PLAN ACC AREA PLAN EL 2879-0				Y
ELEC-1	NA	Approval	Electrical	Drawing	25542-001-EG-7101-00001	GROUNDING PLAN WATER TREATMENT AREA PLAN AT EL 2879-0				Y
ELEC-1		Approval	Electrical	Drawing	25542-002-EG-7101-00001	UNIT 2 GROUNDING PLAN WATER TREATMENT AREA PLAN AT EL 3029-0	Bechtel			Y
ELEC-1		Approval	Electrical	Drawing	25542-002-EG-7201-00001	UNIT 2 GROUNDING PLAN AIR COOLED CONDENSER AREA PLAN AT EL 3029-0	Bechtel			Y
ELEC-1		Approval	Electrical	Drawing	25542-002-EG-7201-00002	UNIT 2 GROUNDING PLAN AIR COOLED CONDENSER AREA PLAN AT EL 3029-0	Bechtel			Y
ELEC-1	NA	Approval	Electrical	Drawing	25542-002-EG-7101-00001	UNIT 2: GROUNDING PLAN WATER TREATMENT AREA	Bechtel		09 A	
ELEC-1	NA	Approval	Electrical	Drawing	25542-002-EG-7102-00001	UNIT 2: GROUNDING PLAN WATER TREATMENT AREA	Bechtel		09 A	
ELEC-1	NA	Approval	Electrical	Drawing	25542-002-EG-7201-00001	UNIT 2: GROUNDING PLAN ACC AREA	Bechtel		#####	
ELEC-1	NA	Approval	Electrical	Drawing	25542-002-EG-7202-00001	UNIT 2: GROUNDING PLAN ACC AREA	Bechtel		#####	
ELEC-1	NA	Approval	Electrical	Drawing	25542-002-EG-3301-00001	UNIT 2: GROUNDING PLAN SWITCHYARD AREA	Bechtel		#####	
ELEC-1	NA	Approval	Electrical	Drawing	25542-002-EG-2101-00001	UNIT 2: GROUNDING PLAN STEAM TURBINE AREA	Bechtel		#####	
ELEC-1	NA	Approval	Electrical	Drawing	25542-002-EG-1001-00001	UNIT 2: GROUNDING PLAN SRSG TOWER AREA	Bechtel		Jul-11	
ELEC-1	NA	Approval	Electrical	Drawing	25542-002-EG-1002-00001	UNIT 2: GROUNDING PLAN SRSG TOWER AREA	Bechtel		Jul-11	
ELEC-1	NA	Approval	Electrical	Drawing	25542-002-EG-1901-00001	UNIT 2: GROUNDING PLAN AUX BOILER AREA	Bechtel		Oct-11	
ELEC-1	NA	Approval	Electrical	Drawing	25542-002-EG-3101-00001	UNIT 2: GROUNDING PLAN PLANT SERVICES BUILDING AREA	Bechtel		#####	
ELEC-1	NA	Approval	Electrical	Drawing	25542-002-EG-3102-00001	UNIT 2: GROUNDING PLAN PLANT SERVICES BUILDING AREA	Bechtel		#####	
ELEC-1	NA	Approval	Electrical	Drawing	25542-002-EG-1902-00001	UNIT 2: GROUNDING PLAN NIGHTTIME PRESERVATION AREA BOILER	Bechtel		#####	
ELEC-1	NA	Approval	Electrical	Drawing	25542-003-EG-7101-00001	UNIT 3: GROUNDING PLAN WATER TREATMENT AREA PLAN AT EL 3188-0	Bechtel		#####	

Certification	GEN-2 Tbl. 2 (G)	Reason -	Discipline	t Type	Document Number	Title	Vendor/	Remarks	cast	Approved
ELEC-1	NA	Approval	Electrical	Drawing	25542-003-EG-7102-00001	UNIT 3: GROUNDING PLAN WATER TREATMENT AREA	Bechtel		#####	
ELEC-1	NA	Approval	Electrical	Drawing	25542-003-EG-7201-00001	UNIT 3: GROUNDING PLAN ACC AREA	Bechtel		Oct-11	Y
ELEC-1		Approval	Electrical	Drawing	25542-003-EG-7201-00002	UNIT 3 GROUNDING PLAN AIR COOLED CONDENSER AREA PLAN AT EL 3188-0	Bechtel			Y
ELEC-1	NA	Approval	Electrical	Drawing	25542-003-EG-7202-00001	UNIT 3: GROUNDING PLAN ACC AREA	Bechtel		Oct-11	
ELEC-1	NA	Approval	Electrical	Drawing	25542-003-EG-3301-00001	UNIT 3: GROUNDING PLAN SWITCHYARD AREA	Bechtel		#####	
ELEC-1	NA	Approval	Electrical	Drawing	25542-003-EG-2101-00001	UNIT 3: GROUNDING PLAN STEAM TURBINE AREA	Bechtel		#####	
ELEC-1	NA	Approval	Electrical	Drawing	25542-003-EG-1001-00001	UNIT 3: GROUNDING PLAN SRSG TOWER AREA	Bechtel		#####	
ELEC-1	NA	Approval	Electrical	Drawing	25542-003-EG-1002-00001	UNIT 3: GROUNDING PLAN SRSG TOWER AREA	Bechtel		#####	
ELEC-1	NA	Approval	Electrical	Drawing	25542-003-EG-1901-00001	UNIT 3: GROUNDING PLAN AUX BOILER AREA	Bechtel		Oct-11	
ELEC-1	NA	Approval	Electrical	Drawing	25542-003-EG-3101-00001	UNIT 3: GROUNDING PLAN PLANT SERVICES BUILDING AREA	Bechtel		#####	
ELEC-1	NA	Approval	Electrical	Drawing	25542-003-EG-3102-00001	UNIT 3: GROUNDING PLAN PLANT SERVICES BUILDING AREA	Bechtel		#####	
ELEC-1	NA	Approval	Electrical	Drawing	25542-003-EG-1902-00001	UNIT 3: GROUNDING PLAN NIGHTTIME PRESERVATION AREA BOILER	Bechtel		#####	
ELEC-1	NA	Approval	Electrical	Drawing	25542-001-EG-3101-00001	UNIT 1: Electrical Service Building Area Grounding Plan	Bechtel		#####	
ELEC-1	NA	Approval	Electrical	Drawing	25542-002-EG-0010-00001	UNIT 2 GROUNDING PLAN MAIN PLANT GRID	Bechtel			Y
ELEC-1		Approval	Electrical	Drawing	25542-002-EG-0011-00001	UNIT 2 GROUNDING SYSTEM PLAN HELIOSTAT	Bechtel			N
ELEC-1		Approval	Electrical	Calculation	25542-002-EGC-EG-00002	UNIT 2 HELIOSTAT FIELD GROUNDING CALCULATION	Bechtel			N
ELEC-1	NA	Approval	Electrical	Drawing	25542-002-EG-1001-00001	UNIT 2 GROUNDING PLAN SRSG TOWER AREA EL 3029'-0"	Bechtel			Y
ELEC-1		Approval	Electrical	Drawing	25542-002-EG-1901-00001	UNIT 2 GROUNDING PLAN AUXILIARY BOILER AREA PLAN AT EL 3029-0	Bechtel			Y
ELEC-1		Approval	Electrical	Drawing	25542-002-EG-2101-00001	3040-8	Bechtel			Y
ELEC-1		Approval	Electrical	Drawing	25542-002-EG-2101-00002	UNIT 2 GROUNDING PLAN STG EEM AREA PLAN AT EL 3029-0	Bechtel			Y
ELEC-1	NA	Approval	Electrical	Drawing	25542-002-EG-3101-00001	UNIT 2: Electrical Service Building Area Grounding Plan	Bechtel		#####	
ELEC-1		Approval	Electrical	Drawing	25542-002-EG-3501-00001	3029-0	Bechtel			Y
ELEC-1		Approval	Electrical	Drawing	25542-002-EG-3701-00001	UNIT 2 GROUNDING PLAN SWITCHYARD AREA PLAN AT EL 3029-0	bechtel			Y
ELEC-1		Approval	Electrical	Drawing	25542-002-EG-3701-00002	UNIT 2 GROUNDING PLAN PLANT SERVICES ELECTRICAL BUILDING PLAN	Bechtel			Y
ELEC-1		Approval	Electrical	Drawing	25542-003-EG-0010-00001	UNIT 3 GROUNDING PLAN MAIN PLANT GRID	Bechtel			Y
ELEC-1		Approval	Electrical	Calculation	25542-003-EGC-EG-00001	UNIT 3 POWER BLOCK GROUND GRID CALCULATION	Bechtel			Y
ELEC-1		Approval	Electrical	Calculation	25542-003-EGC-EG-00002	UNIT 3 HELIOSTAT FIELD GROUNDING CALCULATION	Bechtel			Y
ELEC-1		Approval	Electrical	Drawing	25542-003-EG-2101-00001	3199-0	Bechtel			Y
ELEC-1		Approval	Electrical	Drawing	25542-003-EG-2101-00002	UNIT 3 GROUNDING PLAN STG EEM AREA PLAN AT EL 3188-0	Bechtel			Y
ELEC-1	NA	Approval	Electrical	Drawing	25542-003-EG-3101-00001	UNIT 3: Electrical Service Building Area Grounding Plan	Bechtel		#####	
ELEC-1	NA	Approval	Electrical	Drawing	25542-000-EG-3101-00001	UNIT: Electrical Service Building Area Grounding Plan	Bechtel		Jun-11	
ELEC-1	NA	Approval	Electrical	Drawing	2542-009-EG-0010-00001	GROUND GRID COMMON AREA ADMIN BLDG AND WATER STORAGE AREA	Bechtel			Y
ELEC-1	NA	Approval	Electrical	Drawing	2542-009-EG-0010-00002	GROUND GRID HELIOSTAT ASSEMBLY BUILDING AND CONSTRUCTION AREA	Bechtel			Y
ELEC-1	NA	Approval	Electrical	Drawing	2542-009-EG-0010-00003	GROUNDING PLAN COMMON AREA ADMIN BUILDING AREA	Bechtel			Y
ELEC-1	NA	Approval	Electrical	Drawing	2542-009-EG-0010-00004	GROUNDING PLAN COMMON AREA WELL AND WATER STORAGE AREA	Bechtel			Y
ELEC-1	NA	Approval	Electrical	Drawing	25542-009-EG-8101-000##	Common: Admin Building Area and CCR Grounding Plan	Bechtel		Jun-11	
ELEC-1	NA	Approval	Electrical	Drawing	25542-009-EG-9101-000##	Common: Heliostat Building Area Grounding Plan	Bechtel		11 A	
ELEC-1	NA	Approval	Electrical	Drawing	25542-009-EG-7601-000##	Common: Common Area Grounding Plan	Bechtel		11 A	
ELEC-1	NA	Approval	Electrical	Drawing	25542-009-EG-9010-00001	AREA	Bechtel			Y
ELEC-1	NA	Approval	Electrical	Drawing	25542-009-EG-9010-00002	AREA	Bechtel			Y
ELEC-1	NA	Approval	Electrical	Drawing	25542-009-EG-9010-00003	AREA	Bechtel			Y
ELEC-1		Approval	Electrical	Drawing	25542-000-EG-0000-00001	TORTOISE FENCE GROUNDING DETAILS	Bechtel			Y
ELEC-1	NA	Approval	Electrical	Drawing	25542-000-EG-0000-00002	COMMON AREA SECURITY FENCE GROUNDING DETAILS	Bechtel			Y
ELEC-1	NA	Approval	Electrical	Drawing	25542-000-EG-0000-00003	TRAILER GROUNDING DETAIL	Bechtel			Y
ELEC-1		Approval	Electrical	Drawing	25542-000-EG-0000-00004	SECURITY GATE GROUNDING DETAILS	Bechtel			Y
ELEC-1	NA	Approval	Electrical	Drawing	25542-000-EG-0011-00001	HELIOSTAT FIELD CPDU AND PDU GROUNDING DETAILS	Bechtel			Y
ELEC-1		Approval	Electrical	Drawing	25542-000-EG-1100-00001	LIGHTNING PROTECTION SRSG TOWER AT EL 100-0 TO EL 559-0	Bechtel			Y
ELEC-1		Approval	Electrical	Drawing	25542-000-EG-1100-00002	LIGHTNING PROTECTION SRSG TOWER AT EL 551-0	Bechtel			Y
ELEC-1	NA	Approval	Electrical	Drawing	25542-000-EG-0010-000##	Unit: Lightning Protection Key Plan	Bechtel		#####	
ELEC-1	NA	Approval	Electrical	Drawing	25542-000-EG-1160-000##	Unit: Lightning Protection Plan: Boiler Structure	Bechtel		Jul-11	
ELEC-1	NA	Approval	Electrical	Drawing	25542-000-EG-3110-000##	Unit: Lightning Protection Plan: PS Admin Building	Vendor		#####	
ELEC-1	NA	Approval	Electrical	Drawing	25542-000-EG-2111-000##	Unit: Lightning Protection STG Enclosure	Bechtel		Jun-11	
ELEC-1		Approval	Electrical	Drawing	25542-000-EG-2111-00001	LIGHTING PROTECTION STEAM TURBINE ENCLOSURE	Bechtel			Y
ELEC-1		Approval	Electrical	Drawing	25542-000-EG-2111-00002	EQUIPMENT MODULE	Bechtel			Y
ELEC-1		Approval	Electrical	Drawing	25542-000-EG-2111-00003	MODULE	Bechtel			Y
ELEC-1		Approval	Electrical	Drawing	25542-000-EG-7111-00001	MODULE	Bechtel			Y
ELEC-1		Reference	Electrical	Document	25542-000-EKW-E00Z-00001	CONDENSER EEM	Bechtel			Y
ELEC-1		Reference	Electrical	Document	25542-000-EKW-E00Z-00002	TURBINE GENERATOR EEM	Bechtel			Y
ELEC-1		Reference	Electrical	Document	25542-000-EKW-E00Z-00003	TREATMENT EEM	Bechtel			Y
ELEC-1		Reference	Electrical	Document	25542-000-EKW-E00Z-00004	RECEIVER STEAM GENERATOR SRSG EEM	Bechtel			Y
VIS-4	NA	Approval	Electrical	Drawing	25542-000-ELJ-0000-00001	Unit: Lighting - Notes, Symbols and Details	Bechtel		Nov-	
VIS-4	NA	Approval	Electrical	Drawing	25542-000-EL-0010-000##	UNIT: ROADWAY LIGHTING PLAN	Bechtel		Jun-11	
VIS-4	NA	Approval	Electrical	Drawing	25542-000-EL-0010-000##	UNIT: CONSTRUCTION LIGHTING PLAN	Bechtel		Aug-	
VIS-4	NA	Approval	Electrical	Drawing	25542-000-EL-1010-000##	UNIT: LIGHTING PLAN SRSG TOWER PLAN EL. 100'-0"	Bechtel		Jun-11	
VIS-4	NA	Approval	Electrical	Drawing	25542-000-EL-1020-000##	UNIT: LIGHTING PLAN SRSG TOWER PLAN EL. 120'-0"	Bechtel		Jun-11	
VIS-4	NA	Approval	Electrical	Drawing	25542-000-EL-1030-000##	UNIT: LIGHTING PLAN SRSG TOWER PLAN EL. 140'-0"	Bechtel		Jun-11	
VIS-4	NA	Approval	Electrical	Drawing	25542-000-EL-1040-000##	UNIT: LIGHTING PLAN SRSG TOWER PLAN EL. 180'-0"	Bechtel		Jun-11	
VIS-4	NA	Approval	Electrical	Drawing	25542-000-EL-1050-000##	UNIT: LIGHTING PLAN SRSG TOWER PLAN EL. 376'-0" AND EL. 415'-0"	Bechtel		Jun-11	
VIS-4	NA	Approval	Electrical	Drawing	25542-000-EL-1110-000##	UNIT: LIGHTING PLAN SRSG STRUCTURE ELEVATION - 1	Bechtel		Jun-11	
VIS-4	NA	Approval	Electrical	Drawing	25542-000-EL-1120-000##	UNIT: LIGHTING PLAN SRSG STRUCTURE ELEVATION - 2	Bechtel		Jun-11	
VIS-4	NA	Approval	Electrical	Drawing	25542-000-EL-1130-000##	UNIT: LIGHTING PLAN SRSG STRUCTURE ELEVATION - 3	Bechtel		Jun-11	
VIS-4	NA	Approval	Electrical	Drawing	25542-000-EL-1140-000##	UNIT: LIGHTING PLAN SRSG STRUCTURE ELEVATION - 4	Bechtel		Jun-11	
VIS-4	NA	Approval	Electrical	Drawing	25542-000-EL-1150-000##	UNIT: LIGHTING PLAN SRSG STRUCTURE ELEVATION - 5	Bechtel		Jun-11	
VIS-4	NA	Approval	Electrical	Drawing	25542-000-EL-1160-000##	UNIT: LIGHTING PLAN SRSG AVIATION WARNING	Bechtel		Jun-11	
VIS-4	NA	Approval	Electrical	Drawing	25542-000-EL-1090-000##	UNIT: LIGHTING PLAN TOWER STRUCTURE STAIRWAY	Bechtel		Jun-11	
VIS-4	NA	Approval	Electrical	Drawing	25542-000-EL-1910-000##	Unit: LIGHTING PLAN AUXILIARY BOILER AREA AT GRADE	Bechtel		#####	
VIS-4	NA	Approval	Electrical	Drawing	25542-000-EL-1990-000##	Unit: LIGHTING PLAN AUXILIARY BOILER AREA ELEVATION & SECTIONS	Bechtel		#####	
VIS-4	NA	Approval	Electrical	Drawing	25542-000-EL-2110-000##	UNIT: LIGHTING TURBINE AREA PLAN EL 100'-0" AND EL. 111'-8"	Bechtel		#####	
VIS-4	NA	Approval	Electrical	Drawing	25542-000-EL-2120-000##	UNIT: LIGHTING TURBINE AREA PLAN EL 126'-0"	Bechtel		#####	
VIS-4	NA	Approval	Electrical	Drawing	25542-000-EL-2130-000##	UNIT: LIGHTING TURBINE AREA PLAN 138'-3"	Bechtel		#####	
VIS-4	NA	Approval	Electrical	Drawing	25542-000-EL-2190-000##	Unit: MISCELLANEOUS LIGHTING STEAM TURBINE AREA	Bechtel		#####	
VIS-4	NA	Approval	Electrical	Drawing	25542-000-EL-3001-000##	Unit: LIGHTING PLAN ELECTRICAL BLDG CABLE PIT	Bechtel		Jan-11	
VIS-4	NA	Approval	Electrical	Drawing	25542-000-EL-3110-000##	Unit: LIGHTING PLAN ADMIN & ELECTRICAL BLDG	Vendor		#####	
VIS-4	NA	Approval	Electrical	Drawing	25542-000-EL-3310-000##	Unit: LIGHTING PLAN TRANSFORMER YARD AREA	Bechtel		Jun-11	
VIS-4	NA	Approval	Electrical	Drawing	25542-000-EL-7110-000##	Unit: LIGHTING PLAN WATER TREATMENT AT GRADE	Bechtel		Jun-11	
VIS-4	NA	Approval	Electrical	Drawing	25542-000-EL-7210-000##	Unit: LIGHTING PLAN ACC AREA AT GRADE	Bechtel		#####	
VIS-4	NA	Approval	Electrical	Drawing	25542-000-EL-7220-000##	Unit: LIGHTING PLAN ACC UPPER ELEVATIONS	Bechtel		#####	
VIS-4	NA	Approval	Electrical	Drawing	25542-000-EL-7290-000##	Unit: LIGHTING PLAN ACC STAIRWAY	Bechtel		#####	
ELEC-1		Approval	Electrical	Drawing	25542-000-EL-1010-00001	LIGHTING PLAN SRSG STRUCTURE GRADE PLAN AT EL 2879-0 100-0	Bechtel			Y
ELEC-1		Approval	Electrical	Drawing	25542-000-EL-1020-00001	LIGHTING PLANSRSG STRUCTURE PLAN AT EL 2899-0 120-0	Bechtel			Y
ELEC-1		Approval	Electrical	Drawing	25542-000-EL-1030-00001	LIGHTING PLANSRSG STRUCTURE PLAN AT EL 2919-0 140-0	Bechtel			Y
ELEC-1		Approval	Electrical	Drawing	25542-000-EL-1040-00001	LIGHTING PLANSRSG STRUCTURE PLAN AT EL 2959-0 180-0	Bechtel			Y
ELEC-1		Approval	Electrical	Drawing	25542-000-EL-1050-00001	0 (289-0), 3116-0 (337-0)	Bechtel			Y
ELEC-1		Approval	Electrical	Drawing	25542-000-EL-1060-00001	0 (415-0, 3206-0 (427-0)	Bechtel			Y
ELEC-1		Approval	Electrical	Drawing	25542-000-EL-1070-00001	(460-7), EL 3251-3 (472-3)	Bechtel			Y
ELEC-1		Approval	Electrical	Drawing	25542-000-EL-1080-00001	0 (524-9), EL 3315-5 (536-5)	Bechtel			Y
ELEC-1		Approval	Electrical	Drawing	25542-000-EL-1090-00001	0) TO 3206-0 (427-0)	Bechtel			Y
ELEC-1		Approval	Electrical	Drawing	25542-000-EL-1100-00001	OBSTRUCTION LIGHTING SRSG TOWER EL 100-0 TO EL 559-0	Bechtel			Y
ELEC-1		Approval	Electrical	Drawing	25542-000-EL-1100-00002	EL 551-0	Bechtel			Y
ELEC-1		Approval	Electrical	Drawing	25542-000-EL-1100-00003	OBSTRUCTION LIGHTING SRSG TOWER, PARTIAL PLAN, EL 395-6 AND DETAILS	Bechtel			Y

Certification	GEN-2 Tbl. 2 (G)	Reason -	Discipline	t Type	Document Number	Title	Vendor/	Remarks	cast	Approved
ELEC-1		Approval	Electrical	Drawing	25542-000-EL-1110-00001	LIGHTING PLAN SRSG TOWER PLAN EL 3330-0 (651-0)	Bechtel			Y
ELEC-1		Approval	Electrical	Drawing	25542-000-EL-1910-00001	LIGHTING PLAN AUXILIARY BOILER AREA PLAN AT EL 2879-0 (100-0)	Bechtel			Y
ELEC-1		Approval	Electrical	Drawing	25542-000-EL-2110-00001	(100-0)	Bechtel			Y
ELEC-1		Approval	Electrical	Drawing	25542-000-EL-2120-00001	LIGHTING PLAN TURBINE AND HEATER BAY AREA PLAN EL 2890-8 (111-8)	Bechtel			Y
ELEC-1		Approval	Electrical	Drawing	25542-000-EL-2130-00001	LIGHTING PLAN TURBINE AND HEATER BAY AREA PLAN AT EL 2905-0 (126-0)	Bechtel			Y
ELEC-1		Approval	Electrical	Drawing	25542-000-EL-2140-00001	LIGHTING PLAN TURBINE AND HEATER BAY AREA PLAN AT EL 2919-0 (140-0)	Bechtel			Y
ELEC-1		Approval	Electrical	Drawing	25542-000-EC-EL00-00011	208/120VAC PLANEL BOARD SCHEDULE	Bechtel			Y
ELEC-1		Approval	Electrical	Drawing	25542-000-EC-EL00-00012	208/120VAC PANEL BOARD SCHEDULE	Bechtel			Y
ELEC-1		Approval	Electrical	Calculation	25542-000-ELC-EL-00010	LUBE OIL, TURBINE AND HEATER BAY AREA LIGHTING CALCULATION	Bechtel			Y
ELEC-1		Approval	Electrical	Drawing	25542-000-EL-3101-00001	LIGHTING PLAN PLANT SERVICES BUILDING CABLE PIT	Bechtel			Y
ELEC-1		Approval	Electrical	Drawing	25542-000-EL-3510-00001	LIGHTING PLAN STATION SERVICE TRANSFORMER AREA PLAN AT EL 2879-0	Bechtel			Y
ELEC-1		Approval	Electrical	Drawing	25542-000-EL-3710-00001	LIGHTING PLAN SWITCHYARD AND PSB AREA AT GRADE	BB			Y
ELEC-1		Approval	Electrical	Drawing	25542-000-EL-7110-00001	LIGHTING PLAN WATER TREATMENT AREA PLAN AT GRADE	Bechtel			Y
ELEC-1	NA	Approval	Electrical	Drawing	25542-000-EL-7210-00001	LIGHTING PLAN AIR COOLED CONDENSER AREA PLAN AT GRADE	Bechtel			Y
ELEC-1	NA	Approval	Electrical	Drawing	25542-000-EL-7210-00002	LIGHTING PLAN AIR COOLED CONDENSER AREA PLAN AT GRADE	Bechtel			Y
ELEC-1	NA	Approval	Electrical	Drawing	25542-000-EL-7220-00001	LIGHTING PLAN AIR COOLED CONDENSER AREA PLAN AT UPPER DECK	Bechtel			Y
ELEC-1		Approval	Electrical	Drawing	25542-000-EL-9010-00001	LIGHTING PLAN DRAIN TANK AREA PLAN AT EL 2879-0	Bechtel			Y
ELEC-1	NA	Approval	Electrical	Drawing	25542-001-EL-0010-00001	POWER BLOCK AREA CONSTRUCTION ROADWAY LIGHTING PLAN	Bechtel			Y
ELEC-1	NA	Approval	Electrical	Drawing	25542-001-EL-0010-00002	POWERBLOCK AREA ROADWAY LIGHTING PLAN	Bechtel			Y
ELEC-1	NA	Approval	Electrical	Drawing	25542-009-EL-0010-00001	CONSTRUCTION ROADWAY LIGHTING KEY PLAN	Bechtel			Y
ELEC-1	NA	Approval	Electrical	Drawing	25542-009-EL-0010-00002	CONSTRUCTION FACILITIES TEMPORARY LIGHTING PLAN COMMON AREA	Bechtel			Y
ELEC-1	NA	Approval	Electrical	Drawing	25542-009-EL-0010-00003	ADMIN BUILDING AREA CONSTRUCTION ROADWAY LIGHTING PLAN	Bechtel			Y
ELEC-1	NA	Approval	Electrical	Drawing	25542-009-EL-0010-00005	ADMIN BUILDING AREA ROADWAY LIGHTING PLAN	Bechtel			Y
VIS-4	NA	Approval	Electrical	Drawing	25542-009-EL-0010-000##	Hs, Gate)	Bechtel		#####	Y
VIS-4	NA	Approval	Electrical	Drawing	25542-009-EL-0010-000##	Common: COMMON AREA ROADWAY LIGHTING PLAN	Bechtel		Sep-	Y
VIS-4	NA	Approval	Electrical	Drawing	25542-009-EL-0010-000##	Common: COMMON AREA CONSTRUCTION LIGHTING PLAN	Bechtel		Aug-	Y
VIS-4	NA	Approval	Electrical	Drawing	25542-009-V1A-AKBS-000##	Common: LIGHTING RACEWAY PLAN ADMIN BLDG & CENTRAL CONTROL ROOM	Vendor		#####	
VIS-4	NA	Approval	Electrical	Drawing	25542-009-EL-9111-000##	Common: LIGHTING PLAN HELIOSTAT BUILDING	Bechtel		Jan-11	
VIS-4	NA	Approval	Electrical	Drawing	25542-009-EL-9111-000##	TRANSFORMER)	Bechtel		Jan-11	
VIS-4	NA	Approval	Electrical	Drawing	25542-000-V1A-EKL3-00004	Unit: LIGHTING PLAN SRSG ELECTRICAL EQUIPMENT MODULE	Vendor		#####	
VIS-4	NA	Approval	Electrical	Drawing	25542-000-V1A-EKL3-00002	Unit: LIGHTING PLAN STEAM TURBINE ELECTRICAL EQUIPMENT MODULE	Vendor		#####	
VIS-4	NA	Approval	Electrical	Drawing	25542-000-V1A-EKL3-00001	Unit: LIGHTING PLAN WATER TREATMENT ELECTRICAL EQUIPMENT MODULE	Vendor		#####	
VIS-4	NA	Approval	Electrical	Drawing	25542-000-V1A-EKL3-00003	Unit: LIGHTING PLAN ACC ELECTRICAL EQUIPMENT MODULE	Vendor		#####	
ELEC-1	NA	Approval	Electrical	Drawing	25542-000-EH-1010-000##	UNIT 1: HEAT TRACE PLAN SRSG TOWER PLAN EL. 100'-0"	Bechtel		#####	
ELEC-1	NA	Approval	Electrical	Drawing	25542-002-EH-1010-00001	UNIT 2/3: UNIT: HEAT TRACE PLAN SRSG TOWER PLAN EL. 100'-0"	Bechtel		#####	Y
ELEC-1	NA	Approval	Electrical	Drawing	25542-000-EH-1020-000##	UNIT: UNIT: HEAT TRACE PLAN SRSG TOWER PLAN EL. 120'-0"	Bechtel		#####	
ELEC-1	NA	Approval	Electrical	Drawing	25542-002-EH-1020-00001	UNIT 2/3: UNIT: HEAT TRACE PLAN SRSG TOWER PLAN EL. 120'-0"	Bechtel		#####	Y
ELEC-1	NA	Approval	Electrical	Drawing	25542-000-EH-1030-000##	UNIT: UNIT: HEAT TRACE PLAN SRSG TOWER PLAN EL. 140'-0"	Bechtel		#####	
ELEC-1	NA	Approval	Electrical	Drawing	25542-002-EH-1030-00001	UNIT 2/3: UNIT: HEAT TRACE PLAN SRSG TOWER PLAN EL. 140'-0"	Bechtel		#####	Y
ELEC-1	NA	Approval	Electrical	Drawing	25542-000-EH-1040-000##	UNIT: UNIT: HEAT TRACE PLAN SRSG TOWER PLAN EL. 180'-0"	Bechtel		#####	
ELEC-1	NA	Approval	Electrical	Drawing	25542-000-EH-1050-000##	UNIT: UNIT: HEAT TRACE PLAN SRSG TOWER PLAN EL. 376'-0" AND EL. 415'-0"	Bechtel		#####	
ELEC-1	NA	Approval	Electrical	Drawing	25542-000-EH-1090-000##	UNIT: MISCELLANEOUS HEAT TRACING BOILER STRUCTURE AREA	Bechtel		#####	
ELEC-1	NA	Approval	Electrical	Drawing	25542-000-EH-1110-000##	UNIT: HEAT TRACING PLAN SRSG STRUCTURE ELEVATION - 1	Vendor		#####	
ELEC-1	NA	Approval	Electrical	Drawing	25542-000-EH-1120-000##	UNIT: HEAT TRACING PLAN SRSG STRUCTURE ELEVATION - 2	Vendor		#####	
ELEC-1	NA	Approval	Electrical	Drawing	25542-000-EH-1130-000##	UNIT: HEAT TRACING PLAN SRSG STRUCTURE ELEVATION - 3	Vendor		#####	
ELEC-1	NA	Approval	Electrical	Drawing	25542-000-EH-1140-000##	UNIT: HEAT TRACING PLAN SRSG STRUCTURE ELEVATION - 4	Vendor		#####	
ELEC-1	NA	Approval	Electrical	Drawing	25542-000-EH-1150-000##	UNIT: HEAT TRACING PLAN SRSG STRUCTURE ELEVATION - 5	Vendor		#####	
ELEC-1		Approval	Electrical	Drawing	25542-000-EH-1910-000##	UNIT: HEAT TRACING PLAN AUXILIARY BOILER AREA AT GRADE	Bechtel		Apr-12	
ELEC-1	NA	Approval	Electrical	Drawing	25542-000-EH-1990-000##	UNIT: HEAT TRACING PLAN AUXILIARY BOILER AREA ELEVATION & SECTIONS	Bechtel		Apr-12	
ELEC-1	NA	Approval	Electrical	Drawing	25542-000-EH-2110-000##	UNIT 1: HEAT TRACING PLAN TURBINE AREA PLAN EL 100'-0" AND EL. 111'-8"	Bechtel		#####	
ELEC-1	NA	Approval	Electrical	Drawing	25542-001-EH-2120-000##	UNIT 1: HEAT TRACING PLAN TURBINE AREA PLAN EL 126'-0"	Bechtel		#####	
ELEC-1	NA	Approval	Electrical	Drawing	25542-001-EH-2130-000##	UNIT 1: HEAT TRACING PLAN TURBINE AREA PLAN 138'-3"	Bechtel		#####	
ELEC-1	NA	Approval	Electrical	Drawing	25542-001-EH-2190-000##	UNIT 1: HEAT TRACING SECTIONS AND DETAILS	Bechtel		#####	
ELEC-1		Approval	Electrical	Drawing	25542-002-EH-2110-00001	ELECTRICAL HEAT TRACING PLAN UNIT 2 TURBINE AREA	Bechtel			Y
ELEC-1		Approval	Electrical	Drawing	25542-002-EH-2210-00001	ELECTRICAL HEAT TRACING PLAN UNIT 2 HEATER BAY AREA	Bechtel			Y
ELEC-1		Approval	Electrical	Drawing	25542-002-EH-EH00-00003	HEAT TRACER SCHEDULE UNIT 2 HEATER BAY AREA	Bechtel			Y
ELEC-1		Approval	Electrical	Drawing	25542-003-EC-EH00-00003	HEAT TRACE PANEL BOARD SCHEDULE UNIT 3 HEATER BAY AREA	Bechtel			Y
ELEC-1		Approval	Electrical	Drawing	25542-003-EH-2210-00001	ELECTRICAL HEAT TRACING PLAN UNIT 3 TURBINE AREA	Bechtel			Y
ELEC-1		Approval	Electrical	Drawing	25542-003-EH-2210-00001	ELECTRICAL HEAT TRACING PLAN UNIT 3 HEATER BAY AREA	Bechtel			Y
ELEC-1		Approval	Electrical	Drawing	25542-003-EH-EH00-00003	HEAT TRACER SCHEDULE UNIT 3 HEATER BAY AREA	Bechtel			Y
ELEC-1		Approval	Electrical	Drawing	25542-002-EC-EH00-00001	HEAT TRACE PANEL BOARD SHCEDULE UNIT 2 SRSG AREA RPI SCOPE	Bechtel			Y
ELEC-1		Approval	Electrical	Drawing	25542-002-EH-1110-00001	ELECTRICAL HEAT TRACING PLAN UNIT 2 SRSG AREA	Bechtel			Y
ELEC-1		Approval	Electrical	Drawing	25542-002-EH-1120-00001	ELECTRICAL HEAT TRACING PLAN UNIT 2 SRSG AREA	Bechtel			Y
ELEC-1		Approval	Electrical	Drawing	25542-002-EH-1130-00001	ELECTRICAL HEAT TRACING PLAN UNIT 2 SRSG AREA	Bechtel			Y
ELEC-1		Approval	Electrical	Drawing	25542-002-EH-1140-00001	ELECTRICAL HEAT TRACING PLAN UNIT 2 SRSG AREA	Bechtel			Y
ELEC-1		Approval	Electrical	Drawing	25542-002-EH-1150-00001	ELECTRICAL HEAT TRACING PLAN UNIT 2 SRSG AREA	Bechtel			Y
ELEC-1		Approval	Electrical	Drawing	25542-002-EH-1160-00001	ELECTRICAL HEAT TRACING PLAN UNIT 2 SRSG AREA	Bechtel			Y
ELEC-1		Approval	Electrical	Drawing	25542-002-EH-7110-00001	ELECTRICAL HEAT TRACING PLAN UNIT 2 WATER TREATMENT AREA	Bechtel			Y
ELEC-1		Approval	Electrical	Drawing	25542-002-EH-EH00-00008	HEAT TRACER SCHEDULE UNIT 2 WATER TREATMENT AREA	Bechtel			Y
ELEC-1		Approval	Electrical	Drawing	25542-003-EC-EH00-00008	HEAT TRACE PANEL BOARD SCHEDULE UNIT 3 WATER TREATMENT AREA	Bechtel			Y
ELEC-1		Approval	Electrical	Drawing	25542-003-EH-7110-00001	ELECTRICAL HEAT TRACING PLAN UNIT 3 WATER TREATMENT AREA	Bechtel			Y
ELEC-1		Approval	Electrical	Drawing	25542-003-EH-EH00-00008	HEAT TRACER SCHEDULE UNIT 3 WATER TREATMENT AREA	Bechtel			Y
ELEC-1		Approval	Electrical	Drawing	25542-002-EC-EH00-00010	HEAT TRACE PANEL BOARD SCHEDULE UNIT 2 AIR COOLED CONDENSER AREA	Bechtel			Y
ELEC-1		Approval	Electrical	Drawing	25542-002-EH-7210-00001	ELECTRICAL HEAT T RACING PLAN UNIT 2 ACC AREA	Bechtel			Y
ELEC-1		Approval	Electrical	Drawing	25542-002-EH-EH00-00010	HEAT TRACER SCHEDULE UNIT 2 AIR COOLED CONDENSER AREA	Bechtel			Y
ELEC-1		Approval	Electrical	Drawing	25542-003-EC-EH00-00010	HEAT TRACE PANEL BOARD SCHEDULE UNIT 3 AIR COOLED CONDENSER AREA	Bechtel			Y
ELEC-1		Approval	Electrical	Drawing	25542-003-EH-7210-00001	ELECTRICAL HEAT TRACING PLAN UNIT 3 ACC AREA	Bechtel			Y
ELEC-1		Approval	Electrical	Drawing	25542-003-EH-EH00-00010	HEAT TRACER SCHEDULE UNIT 3 AIR COOLED CONDENSER AREA	Bechtel			Y
ELEC-1		Approval	Electrical	Drawing	25542-002-EC-EH00-00011	HEAT TRACE PANEL BOARD SCHEDULE UNIT 2 DRAIN TANK AREA	Bechtel			Y
ELEC-1		Approval	Electrical	Drawing	25542-002-EH-1910-00001	ELECTRICAL HEAT TRACING PLAN UNIT 2 - AUXILIARY BOILER AREA PLAN	Bechtel			Y
ELEC-1		Approval	Electrical	Drawing	25542-002-EH-9010-00001	ELECTRICAL HEAT TRACING PLAN UNIT 2 DRAIN TANK AREA	Bechtel			Y
ELEC-1		Approval	Electrical	Drawing	25542-002-EH-EH00-00011	HEAT TRACER SCHEDULE UNIT 2 DRAIN TANK AREA	Bechtel			Y
ELEC-1		Approval	Electrical	Drawing	25542-003-EC-EH00-00011	HEAT TRACE PANEL BOARD SCHEDULE UNIT 3 DRAIN TANK AREA	Bechtel			Y
ELEC-1		Approval	Electrical	Drawing	25542-003-EH-1910-00001	ELECTRICAL HEAT TRACING PLAN UNIT 3 AUXILIARY BOILER AREA PLAN	Bechtel			Y
ELEC-1		Approval	Electrical	Drawing	25542-003-EH-9010-00001	ELECTRICAL HEAT TRACING PLAN UNIT 3 DRAIN TANK AREA	Bechtel			Y
ELEC-1		Approval	Electrical	Drawing	25542-003-EH-EH00-00011	HEAT TRACER SCHEDULE UNIT 3 DRAIN TANK AREA	Bechtel			Y
ELEC-1	NA	Approval	Electrical	Drawing	25542-002-EH-2110-000##	UNIT 2/3: HEAT TRACING PLAN TURBINE AREA PLAN EL 100'-0" AND EL. 113'-8"	Bechtel		#####	
ELEC-1	NA	Approval	Electrical	Drawing	25542-002-EH-2120-000##	UNIT 2/3: HEAT TRACING PLAN TURBINE AREA PLAN EL 126'-0"	Bechtel		#####	
ELEC-1	NA	Approval	Electrical	Drawing	25542-002-EH-2130-000##	UNIT 2/3: HEAT TRACING PLAN TURBINE AREA PLAN 138'-3"	Bechtel		#####	
ELEC-1	NA	Approval	Electrical	Drawing	25542-002-EH-2190-000##	UNIT 2/3: HEAT TRACING SECTIONS AND DETAILS	Bechtel		#####	
ELEC-1	NA	Approval	Electrical	Drawing	25542-000-EH-7110-000##	UNIT: HEAT TRACING PLAN WATER TREATMENT AT GRADE	Bechtel		Apr-12	
ELEC-1	NA	Approval	Electrical	Drawing	25542-000-EH-7190-000##	UNIT: HEAT TRACING PLAN WATER TREATMENT ELEVATIONS & SECTIONS	Bechtel		Apr-12	
ELEC-1	NA	Approval	Electrical	Drawing	25542-000-EH-7210-000##	UNIT: HEAT TRACING PLAN ACC AREA AT GRADE	Bechtel		Apr-12	
ELEC-1	NA	Approval	Electrical	Drawing	25542-000-EH-7220-000##	UNIT: HEAT TRACING PLAN ACC UPPER ELEVATIONS	Bechtel		Apr-12	
ELEC-1	NA	Approval	Electrical	Drawing	25542-000-EH-7290-000##	UNIT: HEAT TRACING PLAN ACC ELEVATIONS & SECTIONS	Bechtel		Apr-12	
ELEC-1	NA	Approval	Electrical	Drawing	25542-009-EH-7610-000##	Common: HEAT TRACE PLAN COMMON AREA WATER STORAGE FACILITIES	Bechtel		Oct-11	
ELEC-1	NA	Approval	Electrical	Drawing	25542-000-EH-EH00-00001	Unit: Water Treatment Area Tracer Schedule	Bechtel		#####	
ELEC-1	NA	Approval	Electrical	Drawing	25542-002-EH-EH00-00001	Unit 2/3: STG Area Tracer Schedule	Bechtel		Oct-11	Y
ELEC-1	NA	Approval	Electrical	Drawing	25542-002-EH-EH00-00002	Unit 2: STG Area Tracer Schedule	Bechtel		#####	Y
ELEC-1	NA	Approval	Electrical	Drawing	25542-002-EH-EH00-00003	Unit 2/3: Tower Area Tracer Schedule	Bechtel		#####	

Certification	GEN-2 Tbl. 2 (G)	Reason -	Discipline	t Type	Document Number	Title	Vendor/	Remarks	cast	Approved
ELEC-1	NA	Approval	Electrical	Drawing	25542-000-EH-EH00-00003	Unit: Tower Area Tracer Schedule	Bechtel		Oct-11	
ELEC-1	NA	Approval	Electrical	Drawing	25542-000-EH-EH00-00004	Unit: SRSG Area Tracer Schedule	Bechtel		Oct-11	
ELEC-1	NA	Approval	Electrical	Drawing	25542-000-EH-EH00-00005	Unit: ACC Area Tracer Schedule	Bechtel		#####	
ELEC-1	NA	Approval	Electrical	Drawing	25542-000-EH-EH00-00006	Unit: Aux Boiler Area Tracer Schedule	Bechtel		Oct-11	
ELEC-1		Approval	Electrical	Drawing	25542-003-EH-1010-00001	ELECTRICAL HEAT TRACE PLAN UNIT 3 SRSG TOWER AREA PLAN EL 3029-0	Bechtel			Y
ELEC-1		Approval	Electrical	Drawing	25542-003-EH-1020-00001	ELECTRICAL HEAT TRACE PLAN UNIT 3 SRSG TOWER AREA PLAN EL 3049-0	Bechtel			Y
ELEC-1		Approval	Electrical	Drawing	25542-003-EH-1030-00001	ELECTRICAL HEAT TRACE PLAN UNIT 3 SRSG TOWER AREA PLAN EL 3069-0	Bechtel			Y
ELEC-1		Approval	Electrical	Drawing	25542-003-EH-1110-00001	ELECTRICAL HEAT TRACING PLAN UNIT 3 SRSG AREA	Bechtel			Y
ELEC-1		Approval	Electrical	Drawing	25542-003-EH-1120-00001	ELECTRICAL HEAT TRACING PLAN UNIT 3 SRSG AREA	Bechtel			Y
ELEC-1		Approval	Electrical	Drawing	25542-003-EH-1130-00001	ELECTRICAL HEAT TRACING PLAN UNIT 3 SRSG AREA	Bechtel			Y
ELEC-1		Approval	Electrical	Drawing	25542-003-EH-1140-00001	ELECTRICAL HEAT TRACING PLAN UNIT 3 SRSG AREA	Bechtel			Y
ELEC-1		Approval	Electrical	Drawing	25542-003-EH-1150-00001	ELECTRICAL HEAT TRACING PLAN UNIT 3 SRSG AREA	Bechtel			Y
ELEC-1		Approval	Electrical	Drawing	25542-003-EH-1160-00001	ELECTRICAL HEAT TRACING PLAN UNIT 3 SRSG AREA	Bechtel			Y
ELEC-1		Approval	Electrical	Drawing	25542-003-EC-EH00-00001	120VAC HEAT TRACE PANEL BOARD SCHEDULE UNIT 3 SRSG AREA RPI SCOPE	Bechtel			Y
ELEC-1		Approval	Electrical	Drawing	25542-003-EC-EH00-00002	ELECTRICAL HEAT TRACE PANEL BOARD SCHEDULE UNIT 3 SRSG TOWER AREA	Bechtel			Y
ELEC-1		Approval	Electrical	Drawing	25542-003-EH-EH00-00001	HEAT TRACER SCHEDULE SRSG AREA UNIT 3	Bechtel			Y
ELEC-1		Approval	Electrical	Drawing	25542-003-EH-EH00-00002	HEAT TRACER SCHEDULE SRSG TOWER AREA UNIT 3	Bechtel			Y
ELEC-1	NA	Approval	Electrical	Drawing	25542-009-EH-EH01-00001	Common Area Tracer Schedule	Bechtel		Jun-11	
ELEC-1	NA	Approval	Electrical	Drawing	25542-000-E3-1910-00001	Area Classification Plan Auxiliary Boiler and Fuel Gas Heater Areas	Bechtel		#####	
ELEC-1	NA	Approval	Electrical	Drawing	25542-000-E3-1990-00001	Area Classification Sections and Details Auxiliary Boiler and Fuel Gas Heater Areas	Bechtel		#####	
ELEC-1	NA	Approval	Electrical	Drawing	25542-000-EC-EL00-000##	Unit: 208-120V AC Lighting Panel Schedule - Water Treatment Area	Bechtel		Jun-11	
ELEC-1	NA	Approval	Electrical	Drawing	25542-000-EC-EL00-000##	Unit: 208-120V AC Lighting Panel Schedule - STG Area	Bechtel		#####	
ELEC-1	NA	Approval	Electrical	Drawing	25542-002-EC-EL00-000##	Unit: 2/3 208-120V AC Lighting Panel Schedule - STG Area	Bechtel		#####	
ELEC-1	NA	Approval	Electrical	Drawing	25542-002-EC-EL00-000##	Common: 208-120V AC Lighting Panel Schedule - Heliostat Building Area	Bechtel		Jan-11	
ELEC-1	NA	Approval	Electrical	Drawing	25542-000-EC-EL00-000##	Unit: 208-120V AC Lighting Panel Schedule - PSB Building Area	Bechtel		Jan-11	
ELEC-1	NA	Approval	Electrical	Drawing	25542-000-EC-EL00-000##	Unit: 208-120V AC Lighting Panel Schedule - Tower Area	Bechtel		Jun-11	
ELEC-1	NA	Approval	Electrical	Drawing	25542-000-EC-EL00-000##	Unit: 208-120V AC Lighting Panel Schedule - SRSG Area	Bechtel		Jun-11	
ELEC-1	NA	Approval	Electrical	Drawing	25542-000-EC-EL00-000##	Unit: 208-120V AC Lighting Panel Schedule - ACC Area	Bechtel		#####	
ELEC-1	NA	Approval	Electrical	Drawing	25542-000-EC-EL00-000##	Unit: 208-120V AC Lighting Panel Schedule - Aux Boiler Area	Bechtel		#####	
ELEC-1	NA	Approval	Electrical	Drawing	25542-000-EC-EL00-000##	Unit: 208-120V AC Lighting Panel Schedule - Road Lighting	Bechtel		Jun-11	
ELEC-1	NA	Approval	Electrical	Drawing	25542-000-EC-EH00-000##	Unit: Water Treatment Area Heat Trace Panel Schedule	Bechtel		#####	
ELEC-1	NA	Approval	Electrical	Drawing	25542-001-EC-EH00-000##	Unit 1: STG Area Heat Trace Panel Schedule	Bechtel		#####	
ELEC-1	NA	REFERENCE	Electrical	Drawing	25542-002-EC-EH00-00002	Unit 2/3: STG Area Heat Trace Panel Schedule	Bechtel		#####	Y
ELEC-1		Approval	Electrical	Drawing	25542-002-EC-EH00-00003	HEAT TRACE PANEL BOARD SCHEDULE UNIT 2 HEATER BAY AREA	Bechtel			Y
ELEC-1		Approval	Electrical	Drawing	25542-002-EC-EH00-00008	HEAT TRACE PANEL BOARD SCHEDULE UNIT 2 WATER TREATMENT AREA	Bechtel			Y
ELEC-1	NA	Approval	Electrical	Drawing	25542-001-EC-EH00-000##	Unit: Tower Area Heat Trace Panel Schedule	Bechtel		Oct-11	
ELEC-1	NA	Approval	Electrical	Drawing	25542-002-EC-EH00-000##	Unit 2/3: Tower Area Heat Trace Panel Schedule	Bechtel		#####	
ELEC-1	NA	Approval	Electrical	Drawing	25542-000-EC-EH00-000##	Unit: SRSG Area Heat Trace Panel Schedule	Bechtel		Oct-11	
ELEC-1	NA	Approval	Electrical	Drawing	25542-000-EC-EH00-000##	Unit: ACC Area Heat Trace Panel Schedule	Bechtel		#####	
ELEC-1	NA	Approval	Electrical	Drawing	25542-000-EC-EH00-000##	Unit: Aux Boiler Area Heat Trace Panel Schedule	Bechtel		Oct-11	
ELEC-1		Approval	Electrical	Drawing	25542-001-EC-EH00-00001	120V AC HEAT TRACE PANELBOARD SCHEDULE UNIT 1 SRSG AREA (RPI SCOPE)	Bechtel			Y
ELEC-1		Approval	Electrical	Drawing	25542-001-EC-EH00-00002	HEAT RACE PANEL BOARD SCHEDULE UNIT 1 SRSG TOWER AREA	Bechtel			Y
ELEC-1		Approval	Electrical	Drawing	25542-001-EC-EH00-00003	HEAT RACE PANEL BOARD SCHEDULE UNIT 1 HEATER BAY AREA	Bechtel			Y
ELEC-1		Approval	Electrical	Drawing	25542-001-EC-EH00-00008	711	Bechtel			Y
ELEC-1		Approval	Electrical	Drawing	25542-001-EC-EH00-00010	208/120V AC HEAT TRACE PANEL BOARD SCHEDULE ACC AREA 1-EH-EP-721	Bechtel			Y
ELEC-1		Approval	Electrical	Drawing	25542-001-EC-EH00-00011	EH-EP-722	Bechtel			Y
ELEC-1		Approval	Electrical	Drawing	25542-000-EC-EL00-00001	208/120V AC LIGHTING PANELBOARD SCHEDULE SRSG STRUCTURE 1-EL-EP-101	Bechtel			Y
ELEC-1		Approval	Electrical	Drawing	25542-000-EC-EL00-00002	208/120V AC LIGHTING PANELBOARD SCHEDULE SRSG STRUCTURE 1-EL-EP-102	Bechtel			Y
ELEC-1		Approval	Electrical	Drawing	25542-000-EC-EL00-00003	208/120V ACLIGHTING PANELBOARD SCHEDULE SRSG STRUCTURE 1-EL-EP-103	Bechtel			Y
ELEC-1		Approval	Electrical	Drawing	25542-000-EC-EL00-00004	208/120V ACLIGHTING PANELBOARD SCHEDULE SRSG STRUCTURE 1-EL-EP-104	Bechtel			Y
ELEC-1		Approval	Electrical	Drawing	25542-000-EC-EL00-00005	EP-191	Bechtel			Y
ELEC-1	NA	Approval	Electrical	Drawing	25542-000-EC-EL00-00021	480-208 120VAC LIGHTING PANELBOARD SCHEDULE	Bechtel			Y
ELEC-1		Approval	Electrical	Drawing	25542-000-EC-EL00-00031	208-120 VAC LIGHTING PANELBOARD SCHEDULE	Bechtel			Y
ELEC-1		Approval	Electrical	Drawing	25542-009-EC-EA-00012	COMMON AREA - MDB7 480VAC DISTRIBUTION BOARD SCHEDULE	Bechtel			Y
ELEC-1		Approval	Electrical	Drawing	25542-009-EC-EC-00001	ADMIN BUILDING MCC 208/120V AC PANELBOARD SCHEDULE	Bechtel			Y
ELEC-1		Approval	Electrical	Drawing	25542-009-EC-EL00-00001	208/120V AC LIGHTING PANELBOARD SCHEDULE COMMON AREA LP-7A	Bechtel			Y
ELEC-1		Approval	Electrical	Drawing	25542-000-EZ-3510-00001	115KV SWITCHYARD GA	Bechtel			Y
ELEC-1		Approval	Electrical	Drawing	25542-000-EZ-3590-00001	115KV SWITCHYARD SECTIONS AND DETAILS	Bechtel			Y
ELEC-1		Approval	Electrical	Drawing	25542-000-EZ-3590-00002	115KV SWITCHYARD ELECTRICAL HARDWARE DETAILS	Bechtel			Y
ELEC-1		Approval	Electrical	Drawing	25542-001-EH-1010-00001	ELECTRICAL HEAT TRACE PLAN SRSG TOWER AREA PLAN EL 2879-0	Bechtel			Y
ELEC-1		Approval	Electrical	Drawing	25542-001-EH-1020-00001	ELECTRICAL HEAT TRACE PLAN SRSG TOWER AREA PLAN EL 2899-0	Bechtel			Y
ELEC-1		Approval	Electrical	Drawing	25542-001-EH-1030-00001	ELECTRICAL HEAT TRACE PLAN SRSG TOWER ARE PLAN EL 2919-0	Bechtel			Y
ELEC-1		Approval	Electrical	Drawing	25542-001-EH-1110-00001	ELECTRICAL HEAT TRACING PLAN SRSG AREA EL 3194-0 AND 3218-0	Bechtel			Y
ELEC-1		Approval	Electrical	Drawing	25542-001-EH-1120-00001	ELECTRICAL HEAT TRACING PLAN SRSG AREA EL 3230-3 AND 3239-7	Bechtel			Y
ELEC-1		Approval	Electrical	Drawing	25542-001-EH-1130-00001	ELECTRICAL HEAT TRACING PLAN SRSG AREA EL 3251-3 TO 3270-6	Bechtel			Y
ELEC-1		Approval	Electrical	Drawing	25542-001-EH-1140-00001	ELECTRICAL HEAT TRACING PLAN SRSG AREA EL 3279-10	Bechtel			Y
ELEC-1		Approval	Electrical	Drawing	25542-001-EH-1150-00001	ELECTRICAL HEAT TRACING PLAN SRSG AREA EL 3303-9	Bechtel			Y
ELEC-1		Approval	Electrical	Drawing	25542-001-EH-1160-00001	ELECTRICAL HEAT TRACING PLAN SRSG AREA EL 315-5 AND 3330-0	Bechtel			Y
ELEC-1		Approval	Electrical	Drawing	25542-001-EH-1910-00001	ELECTRICAL HEAT TRACE PLAN UNIT 1 AUX BOILER AREA PLAN EL 2879-0	Bechtel			Y
ELEC-1		Approval	Electrical	Drawing	25542-001-EH-2110-00001	ELECTRICAL HEAT TRACE PLAN UNIT 1 TURBINE AREA EL 2890-8	Bechtel			Y
ELEC-1		Approval	Electrical	Drawing	25542-001-EH-2210-00001	ELECTRICAL HEAT TRACE PLAN UNIT 1 HEATER BAY AREA PLAN EL 2879-0	Bechtel			Y
ELEC-1		Approval	Electrical	Drawing	25542-001-EH-7110-00001	UNIT 1 ELECTRICAL HEAT TRACING PLAN WATER TREATMENT AREA	Bechtel			Y
ELEC-1		Approval	Electrical	Drawing	25542-001-EH-7210-00001	ELECTRICAL HEAT TRACING PLAN UNIT 1 ACC AREA EL 2879-0 AND ABOVE	Bechtel			Y
ELEC-1		Approval	Electrical	Drawing	25542-001-EH-9010-00001	ABOVE	Bechtel			Y
ELEC-1		Approval	Electrical	Drawing	25542-001-EH-EH00-00008	HEAT TRACER SCHEDULE UNIT 1 WT AREA	Bechtel			Y
ELEC-1		Approval	Electrical	Drawing	25542-001-EH-EH00-00001	120V AC HEAT TRACE PANELBOARD SCHEDULE UNIT 1 SRSG AREA (RPI SCOPE)	Bechtel			Y
ELEC-1		Approval	Electrical	Drawing	25542-001-EH-EH00-00002	HEAT TRACER SCHEDULE SRSG TOWER AREA UNIT 1	Bechtel			Y
ELEC-1		Approval	Electrical	Drawing	25542-001-EH-EH00-00003	HEAT TRACER SCHEDULE UNIT 1 HEATER BAY AREA	Bechtel			Y
ELEC-1		Approval	Electrical	Drawing	25542-001-EH-EH00-00010	HEAT TRACER SCHEDULE ACC AREA UNIT 1	Bechtel			Y
ELEC-1		Approval	Electrical	Drawing	25542-001-EH-EH00-00011	HEAT TRACER SCHEDULE DRAIN TANK AREA	Bechtel			Y
ELEC-1		Approval	Electrical	Drawing	25542-009-EH-0010-00001	AREA	Bechtel			Y
ELEC-1		Approval	Electrical	Drawing	25542-009-EH-EH00-00001	WATER STORAGE AREA	Bechtel			Y
ELEC-1	NA	Approval	Electrical	Drawing	25542-009-EZ-3690-00001	33KV TRANSMISSION LINE 33KV AUTO RECLOSER POLE NO 3	Bechtel			Y
ELEC-1	NA	Approval	Electrical	Drawing	25542-009-EZ-3690-00002	33KV TRANSMISSION LINE 33KV AUTO RECLOSER POLES NO 1,2,4 & 5	Bechtel			Y
ELEC-1	NA	Approval	Electrical	Drawing	25542-009-EZ-3690-00003	33KV HARDWARE DETAILS	Bechtel			Y
ELEC-1	NA	Approval	Electrical	Drawing	25542-009-EZ-3690-00004	33KV HARDWARE DETAILS	Bechtel			Y
ELEC-1	NA	Approval	Electrical	Drawing	25542-009-EC-EH00-000##	Common: Water Storage Area Heat Trace Panel Schedule	Bechtel		Jan-12	
ELEC-1		Approval	Electrical	Drawing	25542-009-EC-EH00-00001	WATER STORAGE AREA 9-EH-EP-001	Bechtel			Y
ELEC-1	NA	Approval	Electrical	Calculation	25542-000-E3C-ES-000##	Unit: Load Flow / Short Circuit and Motor Starting and voltage drop Calculation,	Bechtel		10 A	N
ELEC-1	NA	Approval	Electrical	Calculation	25542-009-E3C-ES-000##	33kV System Load Flow / Short Circuit and Motor Starting and voltage drop Calculation,	Bechtel		Nov-	N
ELEC-1	NA	Approval	Electrical	Calculation	25542-001-EAC-EW-00001	AND UPS POWER	Bechtel		--	Y
ELEC-1	NA	Approval	Electrical	Calculation	25542-001-EGC-EG-00001	Unit 1 Grounding Calculation	Bechtel		Feb-	Y
ELEC-1	NA	Approval	Electrical	Calculation	25542-002-EGC-EG-00001	Unit 2 Grounding Calculation	Bechtel		#####	Y
ELEC-1	NA	Approval	Electrical	Calculation	25542-003-EGC-EG-00001	Unit 3 Grounding Calculation	Bechtel		#####	Y
ELEC-1	NA	Approval	Electrical	Calculation	25542-009-EGC-EG-00001	STORAGE AREA GROUND GRID CALCULATION	Bechtel		11 A	Y
ELEC-1	NA	Approval	Electrical	Calculation	25542-009-EGC-EG-00002	HELIOSTAT ASSEMBLY BUILDING AREA GROUND GRID CALCULATION	Bechtel			Y
ELEC-1	NA	Approval	Electrical	Calculation	25542-000-EGC-EG-00002	Unit and Common: Lightning Protection Calculation	Bechtel		Jun-11	
ELEC-1	NA	Approval	Electrical	Calculation	25542-000-E0C-EQ-00001	Unit 1: Cathodic Protection Calculation	Bechtel		#####	
ELEC-1	NA	Approval	Electrical	Calculation	25542-000-E0C-EQ-00001	Unit 2: Cathodic Protection Calculation	Bechtel		#####	
ELEC-1	NA	Approval	Electrical	Calculation	25542-000-E0C-EQ-00001	Unit 3: Cathodic Protection Calculation	Bechtel		Jan-12	

Certification	GEN-2 Tbl. 2 (G)	Reason -	Discipline	t Type	Document Number	Title	Vendor/	Remarks	cast	Approved
ELEC-1	NA	Approval	Electrical	Calculation	25542-000-E0C-EQ-00001	Natural Gas Pipeline Cathodic Protection Calculation	Bechtel		Aug-	Y
ELEC-1	G	Approval	Electrical	Calculation	25542-000-E0C-EW-00002	Unit: Ductbank Ampacity & Underground cable sizing calculation	Bechtel		#####	
ELEC-1	G	Approval	Electrical	Calculation	25542-009-E0C-EW-00001	Common: Ductbank Ampacity & Underground cable sizing calculation	Bechtel		#####	
ELEC-1	G	Approval	Electrical	Calculation	25542-000-E0C-EW-00001	A/G Cable Sizing Calculation	Bechtel		10 A	Y
ELEC-1	NA	Approval	Electrical	Calculation	25542-001-E0C-EW-00001	Unit 1/2/3 : CPDU Heliostat field incomer cable sizing and voltage drop calculation	Bechtel		#####	Y
ELEC-1		Approval	Electrical	Calculation	25542-000-E0C-EW-00002	CALCULATION	Bechtel			Y
ELEC-1		Approval	Electrical	Calculation	25542-000-E0C-EW-00003	120VAC AND 208VAC CABLE SIZING CALCULATION	Bechtel			Y
ELEC-1	NA	Approval	Electrical	Calculation	25542-000-E0C-EQ-00001	UNIT 1, 2, AND 3 POWER BLOCK AREA	Bechtel			Y
ELEC-1	NA	Approval	Electrical	Drawing	25542-000-ELJ-0000-00001	NOTES, SYMBOLS AND DETAILS FOR INSTALLATION OF LIGHTING SYSTEM	Bechtel			Y
ELEC-1		Approval	Electrical	Calculation	25542-000-ELC-EL-00003	EL 2879-0	Bechtel			Y
ELEC-1	NA	Approval	Electrical	Calculation	25542-000-ELC-EL-00004	ACC AREA LIGHTING CALCULATION GRADE AND UPPER DECK	Bechtel			Y
ELEC-1		Approval	Electrical	Calculation	25542-000-ELC-EL-00005	WATER TREATMENT AREA LIGHTING CALCULATION	Bechtel			Y
ELEC-1		Approval	Electrical	Calculation	25542-000-ELC-EL-00007	LIGHTING CALC FOR SRSG AREA GRADE AND STRUCTURE	Bechtel			Y
ELEC-1		Approval	Electrical	Calculation	25542-000-ELC-EL-00008	LIGHTING CALCULATION FOR SRSG TOWER	Bechtel			Y
ELEC-1		Approval	Electrical	Calculation	25542-000-ELC-EL-00009	LIGHTING CALCULATION FOR DRAIN TANK AREA AT GRADE AND AT DRAIN PIT	Bechtel			Y
ELEC-1		Approval	Electrical	Calculation	25542-000-ELC-EL-00011	LIGHTING CALCULATIONS AUXILIARY BOILER AREA	Bechtel			Y
ELEC-1		Approval	Electrical	Calculation	25542-000-ELC-EL-00012	UNIT 0 CABLE PIT LIGHTING CALCULATION	Bechtel			Y
ELEC-1		Approval	Electrical	Calculation	25542-000-ELC-EL-00013	LIGHTING CALC FOR STEAM AND DEMIN WATER ANALYSIS SYSTEM SHELTER	Bechtel			Y
ELEC-1	NA	Approval	Electrical	Calculation	25542-000-ELC-EL-000##	Unit: Lighting Calculation Construction Lighting Common Area	Bechtel		Aug-	Y
ELEC-1	NA	Approval	Electrical	Calculation	25542-000-ELC-EL-000##	Unit: Lighting Calculation Construction Lighting Power Block	Bechtel		Aug-	Y
ELEC-1	NA	Approval	Electrical	Calculation	25542-000-ELC-EL-000##	Unit: Lighting Calculation ACC Area	Bechtel		#####	
ELEC-1	NA	Approval	Electrical	Calculation	25542-000-ELC-EL-000##	Unit: Lighting Calculation XFMR Area	Bechtel		Jun-11	
ELEC-1	NA	Approval	Electrical	Calculation	25542-000-ELC-EL-000##	Unit: Lighting Calculation Water Treatment Area	Bechtel		Jun-11	
ELEC-1	NA	Approval	Electrical	Calculation	25542-000-ELC-EL-000##	Unit: Lighting Calculation STG Area	Bechtel		#####	
ELEC-1	NA	Approval	Electrical	Calculation	25542-000-ELC-EL-000##	Unit: Lighting Calculation PSB Building Area	Bechtel		Jan-11	
ELEC-1	NA	Approval	Electrical	Calculation	25542-000-ELC-EL-000##	Unit: Lighting Calculation Tower Area	Bechtel		Jun-11	
ELEC-1	NA	Approval	Electrical	Calculation	25542-000-ELC-EL-000##	Unit: Lighting Calculation SRSG Area	Bechtel		Jun-11	
ELEC-1	NA	Approval	Electrical	Calculation	25542-000-ELC-EL-000##	Unit: Lighting Calculation Aux Boiler Area	Bechtel		#####	
ELEC-1	NA	Approval	Electrical	Calculation	25542-000-ELC-EL-000##	Unit: Lighting Calculation Unit Roadway Lighting	Bechtel		Jun-11	
ELEC-1	NA	Approval	Electrical	Calculation	25542-000-ELC-EL-000##	Lighting Calculation Common Area Roadway Lighting Plan	Bechtel		Sep-	Y
ELEC-1	NA	Approval	Electrical	Calculation	25542-000-ELC-EL-000##	Lighting Calculation Heliostat Building Area	Vendor		Jan-11	Y
ELEC-1	NA	Approval	Electrical	Calculation	25542-000-ELC-EL-000##	Unit and Common: Lighting Energy Calculations (for CBO)	Bechtel		#####	
ELEC-1	NA	Approval	Electrical	Calculation	25542-000-ELC-EL-00006	SWITCHYARD AND PSB AREA LIGHTING CALCULATION	Bechtel			Y
ELEC-1	NA	Approval	Electrical	Calculation	25542-001-ELC-EL-00001	POWER BLOCK AREA CONSTRUCTION ROADWAY LIGHTING CALCULATION	Bechtel			Y
ELEC-1	NA	Approval	Electrical	Calculation	25542-009-ELC-EL-00001	ADMIN BUILDING AREA CONSTRUCTION ROADWAY LIGHTING CALCULATION	Bechtel			Y
ELEC-1	NA	Approval	Electrical	Calculation	25542-009-ELC-EL-00002	CALCULATION	Bechtel			Y
ELEC-1	NA	Approval	Electrical	Calculation	25542-000-EMC-EM00-000##	Unit: MV Switchgear and LV MCC incomer protective relay setting and arc flash calculation	Bechtel		09 A	
ELEC-1	NA	Approval	Electrical	Calculation	25542-009-EMC-EM00-000##	calculation	Bechtel		#####	
ELEC-1	NA	Approval	Electrical	Calculation	25542-000-EMC-EM00-000##	Unit: GSU, UAT, SST protective relay setting calculation	Bechtel		#####	
ELEC-1		Approval	Electrical	Calculation	25542-000-EMC-AN-00001	UNIT EMERGENCY DIESEL GENERATOR PROTECTION CALCULATION	Bechtel			Y
ELEC-1		Approval	Electrical	Calculation	25542-000-EMC-EM00-00001	4.16KV SWITCHGEAR ARC FLASH CALCULATION	Bechtel			Y
ELEC-1	NA	Approval	Electrical	Calculation	25542-000-EMC-EM00-00002	33kV Switchgear and automatic recloser protective relay setting calculation	Bechtel		11 A	Y
ELEC-1		Approval	Electrical	Calculation	25542-000-EMC-EM00-00003	FLASH CALCULATION	Bechtel			Y
ELEC-1		Approval	Electrical	Calculation	25542-000-EMC-EM00-00004	4.16 VFD FEEDER AND 4KV MOTOR PROTECTION RELAY SETTINGS CALC	Bechtel			Y
ELEC-1		Approval	Electrical	Calculation	25542-000-EMC-ES00-00001	STATION SERVICE TRANSFORMER RELAY SETTINGS CALCULATION	Bechtel			Y
ELEC-1		Approval	Electrical	Calculation	25542-000-EMC-EY-00001	CALCULATION	Bechtel			Y
ELEC-1		Approval	Electrical	Calculation	25542-000-EMC-EZ-00001	115KV SCE INTERCONNECTION PROTECTION RELAYS SETTING CALCULATION	Bechtel			Y
ELEC-1		Approval	Electrical	Calculation	25542-009-EMC-EM00-00001	BREAKER PROTECTIVE RELAY SETTING AND ARC FLASH CALCULATION	Bechtel			Y
ELEC-1	NA	Approval	Electrical	Specification	25542-000-3PS-EB83-00001	TECHNICAL SPEC FOR ISOLATED PHASE BUS AND ACCESSORIES	Bechtel			Y
ELEC-1		Approval	Electrical	Specification	25542-000-3PS-ECM1-00001	TECHNICAL SPEC FOR 480V MCC	Bechtel			Y
ELEC-1		Approval	Electrical	Specification	25542-000-3PS-EH00-00001	TECHNICAL SPEC FOR ELECTRICAL HEAT TRACING	Bechtel			Y
ELEC-1	NA	Approval	Electrical	Specification	25542-000-3PS-EKL3-00001	ELECTRICAL EQUIPMENT MODULES	Bechtel			Y
ELEC-1		Approval	Electrical	Specification	25542-000-3PS-EMP8-00001	TECHNICAL SPEC FOR PROTECTION RELAY PANELS	Bechtel			Y
ELEC-1		Approval	Electrical	Specification	25542-000-3PS-ESM1-00001	AND METAL ENCLOSED MOTOR CONTROLLERS	Bechtel			Y
ELEC-1	NA	Approval	Electrical	Specification	25542-000-3PS-ESM1-00002	33KV PAD MOUNTED SWITCHGEAR	Bechtel			Y
ELEC-1		Approval	Electrical	Specification	25542-000-3PS-ETP1-00002	TECHNICAL SPEC FOR STATION SERVICE TRANSFORMERS	Bechtel			Y
ELEC-1		Approval	Electrical	Specification	25542-000-3PS-ETP2-00002	TRANSFORMER FOR MCC	Bechtel			Y
ELEC-1		Approval	Electrical	Specification	25542-000-3PS-EU00-00001	SUPPLY SYSTEMS	Bechtel			Y
ELEC-1		Approval	Electrical	Specification	25542-000-3PS-EWE1-00001	INSTRUMENTATION CABLE, THERMOCOUPLE EXTENSION WIRE, SPECIALTY	Bechtel			Y
ELEC-1		Approval	Electrical	Specification	25542-000-3PS-EWG1-00002	TECHNICAL SPEC FOR 5KV MEDIUM VOLTAGE POWER CABLE	Bechtel			Y
ELEC-1	G	Approval	Electrical	Specification	25542-000-3PS-SY10-00001	DESIGN, FABRICATION AND SUPPLY OF TUNED MASS DAMPER	Bechtel			Y
ELEC-1	NA	Approval	Electrical		25542-000-V1B-AK00-00016	SCHEDULES	Vendor			Y
ELEC-1	NA	Approval	Electrical		25542-000-V1B-AK00-00017	PAD BOND BUILDING AND HELIOSTAT ASSEMBLY BUILDING - PANEL SCHEDULES	Vendor			Y
ELEC-1	NA	Approval	Electrical		25542-000-V1B-AK00-00037	LEGEND	Vendor			Y
ELEC-1	NA	Approval	Electrical		25542-000-V1B-AK00-00038	ELECTRICAL PLANS PAD BONDING BUILDINGS	Vendor			Y
ELEC-1	NA	Approval	Electrical		25542-000-V1B-AK00-00039	ELECTRICAL PLANS HELIOSTAT ASSEMBLY BUILDING - AREA A	Vendor			Y
ELEC-1	NA	Approval	Electrical		25542-000-V1B-AK00-00040	ELECTRICAL PLANS HELIOSTAT ASSEMBLY BUILDING - AREA B	Vendor			Y
ELEC-1	NA	Approval	Electrical		25542-000-V1B-AK00-00081	CABLING - WIRE DATA SHEETS	Vendor			Y
ELEC-1	NA	Approval	Electrical		25542-000-V1B-AK00-00082	CABLING - WIRE DATA SHEETS	Vendor			Y
ELEC-1	NA	Approval	Electrical		25542-000-V1B-AK00-00083	CABLING - WIRE DATA SHEETS	Vendor			Y
ELEC-1	NA	Approval	Electrical		25542-000-V1B-AK00-00084	ELECTRIC PANEL BOARDS DATA SHEETS	Vendor			Y
ELEC-1	NA	Approval	Electrical		25542-000-V1B-AK00-00085	COOPER LIGHTING	Vendor			Y
ELEC-1	NA	Approval	Electrical		25542-000-V1B-AK00-00086	COOPER LIGHTING	Vendor			Y
ELEC-1	NA	Approval	Electrical		25542-000-V1B-AK00-00087	COOPER LIGHTING	Vendor			Y
ELEC-1	NA	Approval	Electrical		25542-000-V1B-AK00-00095	LIGHTING CALCULATIONS - PAD BUILDINGS 1 AND 2	Vendor			Y
ELEC-1	NA	Approval	Electrical		25542-000-V1B-AK00-00096	LIGHTING CALCULATIONS - HELIOSTAT ASSEMBLY BUILDING - AREA A	Vendor			Y
ELEC-1	NA	Approval	Electrical		25542-000-V1B-AK00-00097	LIGHTING CALCULATIONS - HELIOSTAT ASSEMBLY BUILDING - AREA B	Vendor			Y
ELEC-1	NA	Approval	Electrical		25542-000-V1B-AK00-00098	ONE-LINE DIAGRAM AND DETAILS	Vendor			Y
ELEC-1	NA	REFERENCE	Electrical		25542-000-V1B-AK00-00171	ELECTRICAL DETAILS	Vendor			Y
ELEC-1	NA	Approval	Electrical		25542-000-V1B-AK00-00172	ELECTRICAL DETAILS	Vendor			Y
ELEC-1	NA	Approval	Electrical		25542-000-V1B-AK00-00173	ELECTRICAL RACEWAY SUPPORT DETAILS	Vendor			Y
ELEC-1	NA	Approval	Electrical		25542-000-V1B-AK00-00216	LIGHTING PROTECTION PLAN - PAD BOND BUILDINGS 1 AND 2	Vendor			Y
ELEC-1	NA	Approval	Electrical		25542-000-V1B-AK00-00217	LIGHTING PROTECTION PLAN - HELIOSTAT BUILDING - AREA A	Vendor			Y
ELEC-1	NA	Approval	Electrical		25542-000-V1B-AK00-00218	LIGHTING PROTECTION PLAN - HELIOSTAT BUILDING - AREA B	Vendor			Y
ELEC-1	NA	Approval	Electrical		25542-000-V1B-AK00-00219	HELIOSTAT ASSEMBLY BUILDING	Vendor			Y
ELEC-1	NA	Approval	Electrical	Document	25542-000-V1A-EKL1-000##	CERTIFICATE OF COMPLIANCE - 480V UNIT SUBSTATIONS (BLACK BOX)	Bechtel/Vendor		#####	
ELEC-1	NA	Approval	Electrical	Document	25542-000-V1A-ESL1-000##	CERTIFICATE OF COMPLIANCE - 4.16KV SWITCHGEAR (BLACK BOX)	Bechtel/Vendor		Jul-11	
ELEC-1	G	Approval	Electrical	Document	25542-000-V1A-ETP0-000##	BOX)	Bechtel/Vendor		#####	
ELEC-1	G	Approval	Electrical	Document	25542-000-V1A-ETP1-000##	CERTIFICATE OF COMPLIANCE - UNIT AUXILIARY (BLACK BOX)	Bechtel/Vendor		#####	
ELEC-1	NA	Approval	Electrical	Document	25542-000-V1A-ECM1-000##	CERTIFICATE OF COMPLIANCE - 480V MCC'S (BLACK BOX)	Bechtel/Vendor		Jun-11	
ELEC-1	NA	Approval	Electrical	Document	25542-000-V1A-EDB0-000##	CERTIFICATE OF COMPLIANCE - 120/125V DC/UPS EQUIPMENT (BLACK BOX)	Bechtel/Vendor		#####	
ELEC-1	NA	Approval	Electrical	Drawing	25542-000-V1A-MXHS-000##	CPDU SINGLE LINE DIAGRAM	Owner		#####	
ELEC-1	NA	Approval	Electrical	Caclulation	25542-000-V1A-MXHS-000##	HELIOSTAT FIELD CABLE VOLTAGE DROP CALCULATION	Owner		#####	
ELEC-1	NA	Approval	Electrical	Drawing	25542-000-V1A-MXHS-000##	HELIOSTAT CABLE ASSEMBLY (including code analysis)	Owner		#####	
ELEC-1	NA	Approval	Electrical	Drawing	25542-000-V1A-MXHS-000##	HELIOSTAT CABLE INSTALLATION DETAILS	Owner		#####	
ELEC-1	NA	Approval	Electrical	Drawing	25542-000-V1A-MXHS-000##	HELIOSTAT CPDU GROUNDING	Owner		#####	
ELEC-1	NA	Approval	Electrical	Drawing	25542-000-V1A-MXHS-000##	CAMERA PANEL SINGLE LINE	Owner		#####	
ELEC-1	NA	Approval	Electrical	Drawing	25542-000-V1A-MXHS-00##	WEATHER STATION SINGLE LINE	Owner		#####	
STRUC-1	NA	Approval	Civil	Drawing	25542-000-V1A-MXHS-000##	HELIOSTAT STRUCTURAL / PHYSICAL ASSEMBLY DESIGN DRAWINGS	Owner	pylon design package	#####	
STRUC-1	NA	Approval	Civil	Caclulation	25542-000-V1A-MXHS-000##	HELIOSTAT STRUCTURAL / PHYSICAL ASSEMBLY DESIGN CALCULATIONS	Owner	pylon design package	#####	

Certification	GEN-2 Tbl. 2 (G)	Reason -	Discipline	t Type	Document Number	Title	Vendor/	Remarks	cast	Approved
STRUC-1	NA	Approval	Civil	Drawing	25542-000-V1A-MXHS-000##	PYLON STRUCURAL DRAWINGS AND INSTALLATION SPECIFICATIONS	Owner	BLM and CPM is	#####	
STRUC-1	NA	Approval	Civil	Caclulation	25542-000-V1A-MXHS-000##	PYLON STRUCTURAL/GEOTECHNICAL CALCULATIONS	Owner	BLM and CPM is	#####	
ELEC-1	NA	Approval	Electrical	Drawing		HELIOSTAT FIELD TRANFORMER PAD GROUNDING	Bechtel		Oct-10	
STRUC-1	NA	Approval	Civil	Drawing	25542-000-V1A-AK00S-000##	etc.)	Bechtel		#####	N
STRUC-1	NA	Approval	Civil	Drawing	25542-000-V1A-AK00S-000##	HELIOSTAT ASSEMBLY BUILDING STRUCTURAL HOIST/CRANE SUPPORTS	Owner		#####	
MECH-2	NA	Approval	Mechanical	Document	25542-000-V1A-AK00S-000##	HELIOSTAT ASSEMBLY BUILDING AIR COMPRESSOR CERTIFICATIONS	Owner		#####	

Exhibit 11

CBO Payment Documentation
Conditions of Certification
GEN-3

This page intentionally left blank

Payment from NRG

Month	Inv #	Shared Amount	Date Paid	Ivanpah 1	Ivanpah 2	Ivanpah 3
Oct	1206774	$236,837.51	10/31/2013	$75,788.00	$80,524.75	$80,524.76

Exhibit 12

Key Events List
Conditions of Certification
COMP-6

This page intentionally left blank

KEY EVENTS LIST

Last Updated November 6, 2013

PROJECT/POWER PLANT: Ivanpah SEGS DOCKET #: 07-AFC-5C

BLM'S AUTHORIZED OFFICER: RAYMOND LEE

COMPLIANCE PROJECT MANAGER: JOSEPH DOUGLAS

EVENT DESCRIPTION	DATE
Certification Date	09/22/2010
Obtain Site Control: ROW Grants Obtained	10/07/2010
Online Date (Planned)	11/17/2013
POWER PLANT SITE ACTIVITIES	
Start Site Mobilization	10/08/2010
Start Ground Disturbance	10/08/2010
Start Grading	11/11/2010
Start Construction (Heliostat Bldg)	03/02/2011
Begin Pouring Major Foundation Concrete (SRSG Foundation)	04/27/2011
Begin Installation of Major Equipment (SRSG Load Module 1)	11/22/2011
Completion of Installation of Major Equipment (Turnover SRSG)	08/13/2012
First Roll of Steam Turbine	11/19/2012
Obtain Building Occupancy Permit (Admin bldg)	03/31/2012
Start Commercial Operation Unit 1 (Planned)	11/17/2013
Complete All Construction	11/30/2013
GENERATION TIE LINE ACTIVITIES	
Start Generation Tie Line Construction	3/12/2012
Synchronization with Grid and Interconnection	9/20/2013
Complete Generation Tie Line Construction	7/1/13
FUEL SUPPLY LINE ACTIVITIES	
Start Kern River Gas Pipeline Construction and Interconnection	07/30/12
Complete Gas Pipeline Construction	08/02/12
WATER SUPPLY LINE ACTIVITIES	
Start Water Supply Line Construction (Water Wells)	11/22/10
Complete Water Supply Line Construction (Tie-in UG Water Distribution)	03/12/12

Exhibit 13

Agency Approvals and Notifications
Conditions of Certification
COMP-6

This page intentionally left blank

There were no Agency Approvals or Notifications in the month of October.

Exhibit 14
CIVIL-1 CBO Approvals
Conditions of Certification
CIVIL-1

This page intentionally left blank

Rudy, Holly

From: susan.coddington-allen@us.bureauveritas.com
Sent: Wednesday, October 23, 2013 7:14 PM
To: Fairhall, Christopher; Rudy, Holly; Frankert, Thomas; Ivanpah CBO; Ramey, Gary; Smith, Shayne; hhuss@brightsourceenergy.com
Cc: steve.hermsmeyer@us.bureauveritas.com; terry.vosler@us.bureauveritas.com; brian.hill@us.bureauveritas.com; barbara.tomajic@us.bureauveritas.com; aleta.sage@us.bureauveritas.com; sabrina.dickinson@us.bureauveritas.com; keith.long@us.bureauveritas.com; shamica.zenn@us.bureauveritas.com
Subject: Ivanpah – CIVIL-1-13.07X4 - DESCP Phase 2 - Roadway Alignment & Profile Plans - PC1 - Approved

Follow Up Flag: Follow up
Flag Status: Completed

Hello,

The Ivanpah submittal, CIVIL-1-13.07X4 - DESCP Phase 2 - Roadway Alignment & Profile Plans - PC1, has been reviewed and Approved. You will find the documents on BVnet under the respective title. Feel free to contact me with any questions or concerns.

Respectfully,

Susan Coddington-Allen
CBO Project Coordinator– Power & Utilities
Bureau Veritas North America, Inc.
180 Promenade Circle #150
Sacramento, CA 95834
P: 916.514.4510
F: 916.617.2068
susan.coddington-allen@us.bureauveritas.com
www.us.Bureauveritas.com/energyusa
ISO 9001:2008 Certified
This message contains confidential information.
To know more, please click on the following link: http://disclaimer.bureauveritas.com

Please consider the environment before printing this e-mail

"This message contains confidential information.
To know more, please click on the following link: http://disclaimer.bureauveritas.com"

Exhibit 15
S&W-1 CBO Approvals
Conditions of Certification
S&W-1

This page intentionally left blank

Rudy, Holly

From: susan.coddington-allen@us.bureauveritas.com
Sent: Thursday, October 10, 2013 6:11 PM
To: Fairhall, Christopher; Rudy, Holly; Frankert, Thomas; Ivanpah CBO; Ramey, Gary; Smith, Shayne; hhuss@brightsourceenergy.com
Cc: steve.hermsmeyer@us.bureauveritas.com; terry.vosler@us.bureauveritas.com; brian.hill@us.bureauveritas.com; barbara.tomajic@us.bureauveritas.com; aleta.sage@us.bureauveritas.com; sabrina.dickinson@us.bureauveritas.com; keith.long@us.bureauveritas.com; shamica.zenn@us.bureauveritas.com
Subject: 25542-000-L0E-GGG-02569 - Ivanpah – S&W-1-1.01- Water Quality Management Plan – PC2 - Approved

Follow Up Flag: Follow up
Flag Status: Completed

Hello,

The Ivanpah submittal, S&W-1-1.01- Water Quality Management Plan – PC2, has been reviewed and Approved. You will find the documents on BVnet under the respective title. Feel free to contact me with any questions or concerns.

Respectfully,

Susan Coddington-Allen
CBO Project Coordinator– Power & Utilities
Bureau Veritas North America, Inc.
180 Promenade Circle #150
Sacramento, CA 95834
P: 916.514.4510
F: 916.617.2068
susan.coddington-allen@us.bureauveritas.com
www.us.Bureauveritas.com/energyusa
ISO 9001:2008 Certified
This message contains confidential information.
To know more, please click on the following link: http://disclaimer.bureauveritas.com

Please consider the environment before printing this e-mail

"This message contains confidential information.
To know more, please click on the following link: http://disclaimer.bureauveritas.com"

Exhibit 16
STRUC-1 CBO Approvals
Condition of Certification
STRUC-1

This page intentionally left blank

Rudy, Holly

From: susan.coddington-allen@us.bureauveritas.com
Sent: Tuesday, October 08, 2013 7:35 PM
To: Fairhall, Christopher; Rudy, Holly; Frankert, Thomas; Ivanpah CBO; Ramey, Gary; Smith, Shayne; hhuss@brightsourceenergy.com
Cc: steve.hermsmeyer@us.bureauveritas.com; terry.vosler@us.bureauveritas.com; brian.hill@us.bureauveritas.com; barbara.tomajic@us.bureauveritas.com; aleta.sage@us.bureauveritas.com; sabrina.dickinson@us.bureauveritas.com; keith.long@us.bureauveritas.com; shamica.zenn@us.bureauveritas.com
Subject: 25542-000-L0E-GGG-02562 - Ivanpah – STRUC-1-4.18X2 - Condensate Polisher Foundation - PC1 - Approved

Follow Up Flag: Follow up
Flag Status: Completed

Hello,

The Ivanpah submittal, STRUC-1-4.18X2 - Condensate Polisher Foundation - PC1, has been reviewed and Approved. You will find the documents on BVnet under the respective title. Feel free to contact me with any questions or concerns.

Respectfully,

Susan Coddington-Allen
CBO Project Coordinator– Power & Utilities
Bureau Veritas North America, Inc.
180 Promenade Circle #150
Sacramento, CA 95834
P: 916.514.4510
F: 916.617.2068
susan.coddington-allen@us.bureauveritas.com
www.us.Bureauveritas.com/energyusa
ISO 9001:2008 Certified
This message contains confidential information.
To know more, please click on the following link: http://disclaimer.bureauveritas.com

Please consider the environment before printing this e-mail

"This message contains confidential information.
To know more, please click on the following link: http://disclaimer.bureauveritas.com"

Rudy, Holly

From: susan.coddington-allen@us.bureauveritas.com
Sent: Tuesday, October 08, 2013 12:11 PM
To: Fairhall, Christopher; Rudy, Holly; Frankert, Thomas; Ivanpah CBO; Ramey, Gary; Smith, Shayne; hhuss@brightsourceenergy.com
Cc: steve.hermsmeyer@us.bureauveritas.com; terry.vosler@us.bureauveritas.com; brian.hill@us.bureauveritas.com; barbara.tomajic@us.bureauveritas.com; aleta.sage@us.bureauveritas.com; sabrina.dickinson@us.bureauveritas.com; keith.long@us.bureauveritas.com; shamica.zenn@us.bureauveritas.com
Subject: 25542-000-L0E-GGG-02558 - Ivanpah – STRUC-1-4.40X1 - STG EEM Foundation - PC1 - Approved

Follow Up Flag: Follow up
Flag Status: Completed

Hello,

The Ivanpah submittal, STRUC-1-4.40X1 - STG EEM Foundation - PC1, has been reviewed and Approved. You will find the documents on BVnet under the respective title. Feel free to contact me with any questions or concerns.

Respectfully,

Susan Coddington-Allen
CBO Project Coordinator– Power & Utilities
Bureau Veritas North America, Inc.
180 Promenade Circle #150
Sacramento, CA 95834
P: 916.514.4510
F: 916.617.2068
susan.coddington-allen@us.bureauveritas.com
www.us.Bureauveritas.com/energyusa
ISO 9001:2008 Certified
This message contains confidential information.
To know more, please click on the following link: http://disclaimer.bureauveritas.com

Please consider the environment before printing this e-mail

"This message contains confidential information.
To know more, please click on the following link: http://disclaimer.bureauveritas.com"

Rudy, Holly

From: susan.coddington-allen@us.bureauveritas.com
Sent: Friday, October 11, 2013 12:59 PM
To: Fairhall, Christopher; Rudy, Holly; Frankert, Thomas; Ivanpah CBO; Ramey, Gary; Smith, Shayne; hhuss@brightsourceenergy.com
Cc: steve.hermsmeyer@us.bureauveritas.com; terry.vosler@us.bureauveritas.com; brian.hill@us.bureauveritas.com; barbara.tomajic@us.bureauveritas.com; aleta.sage@us.bureauveritas.com; sabrina.dickinson@us.bureauveritas.com; keith.long@us.bureauveritas.com; shamica.zenn@us.bureauveritas.com
Subject: 25542-000-L0E-GGG-02570 - Ivanpah – STRUC-1-4.56X2 - PDU Foundations - PC1 - Approved

Follow Up Flag: Follow up
Flag Status: Completed

Hello,

The Ivanpah submittal, STRUC-1-4.56X2 - PDU Foundations - PC1, has been reviewed and Approved. You will find the documents on BVnet under the respective title. Feel free to contact me with any questions or concerns.

Respectfully,

Susan Coddington-Allen
CBO Project Coordinator– Power & Utilities
Bureau Veritas North America, Inc.
180 Promenade Circle #150
Sacramento, CA 95834
P: 916.514.4510
F: 916.617.2068
susan.coddington-allen@us.bureauveritas.com
www.us.Bureauveritas.com/energyusa
ISO 9001:2008 Certified
This message contains confidential information.
To know more, please click on the following link: http://disclaimer.bureauveritas.com

Please consider the environment before printing this e-mail

"This message contains confidential information.
To know more, please click on the following link: http://disclaimer.bureauveritas.com"

Rudy, Holly

From: susan.coddington-allen@us.bureauveritas.com
Sent: Friday, October 11, 2013 2:09 PM
To: Fairhall, Christopher; Rudy, Holly; Frankert, Thomas; Ivanpah CBO; Ramey, Gary; Smith, Shayne; hhuss@brightsourceenergy.com
Cc: steve.hermsmeyer@us.bureauveritas.com; terry.vosler@us.bureauveritas.com; brian.hill@us.bureauveritas.com; barbara.tomajic@us.bureauveritas.com; aleta.sage@us.bureauveritas.com; sabrina.dickinson@us.bureauveritas.com; keith.long@us.bureauveritas.com; shamica.zenn@us.bureauveritas.com
Subject: 25542-000-L0E-GGG-02571 - Ivanpah – STRUC-1-4.63X1 - Misc Pipe & Electrical Support Foundations - PC2 - Approved

Follow Up Flag: Follow up
Flag Status: Completed

Hello,

The Ivanpah submittal, STRUC-1-4.63X1 - Misc Pipe & Electrical Support Foundations - PC2, has been reviewed and Approved. You will find the documents on BVnet under the respective title. Feel free to contact me with any questions or concerns.

Respectfully,

Susan Coddington-Allen
CBO Project Coordinator– Power & Utilities
Bureau Veritas North America, Inc.
180 Promenade Circle #150
Sacramento, CA 95834
P: 916.514.4510
F: 916.617.2068
susan.coddington-allen@us.bureauveritas.com
www.us.Bureauveritas.com/energyusa
ISO 9001:2008 Certified
This message contains confidential information.
To know more, please click on the following link: http://disclaimer.bureauveritas.com

Please consider the environment before printing this e-mail

"This message contains confidential information.
To know more, please click on the following link: http://disclaimer.bureauveritas.com"

Rudy, Holly

From: susan.coddington-allen@us.bureauveritas.com
Sent: Tuesday, October 08, 2013 1:58 PM
To: Fairhall, Christopher; Rudy, Holly; Frankert, Thomas; Ivanpah CBO; Ramey, Gary; Smith, Shayne; hhuss@brightsourceenergy.com
Cc: steve.hermsmeyer@us.bureauveritas.com; terry.vosler@us.bureauveritas.com; brian.hill@us.bureauveritas.com; barbara.tomajic@us.bureauveritas.com; aleta.sage@us.bureauveritas.com; sabrina.dickinson@us.bureauveritas.com; keith.long@us.bureauveritas.com; shamica.zenn@us.bureauveritas.com
Subject: 25542-000-L0E-GGG-02559 - Ivanpah – STRUC-1-4.73 - Miscellaneous Pipe Support Foundations - PC1 - Approved

Follow Up Flag: Follow up
Flag Status: Completed

Hello,

The Ivanpah submittal, STRUC-1-4.73 - Miscellaneous Pipe Support Foundations - PC1, has been reviewed and Approved. You will find the documents on BVnet under the respective title. Feel free to contact me with any questions or concerns.

Respectfully,

Susan Coddington-Allen
CBO Project Coordinator– Power & Utilities
Bureau Veritas North America, Inc.
180 Promenade Circle #150
Sacramento, CA 95834
P: 916.514.4510
F: 916.617.2068
susan.coddington-allen@us.bureauveritas.com
www.us.Bureauveritas.com/energyusa
ISO 9001:2008 Certified
This message contains confidential information.
To know more, please click on the following link: http://disclaimer.bureauveritas.com

Please consider the environment before printing this e-mail

"This message contains confidential information.
To know more, please click on the following link: http://disclaimer.bureauveritas.com"

Rudy, Holly

From: susan.coddington-allen@us.bureauveritas.com
Sent: Friday, October 18, 2013 5:38 PM
To: Fairhall, Christopher; Rudy, Holly; Frankert, Thomas; Ivanpah CBO; Ramey, Gary; Smith, Shayne; hhuss@brightsourceenergy.com
Cc: steve.hermsmeyer@us.bureauveritas.com; terry.vosler@us.bureauveritas.com; brian.hill@us.bureauveritas.com; barbara.tomajic@us.bureauveritas.com; aleta.sage@us.bureauveritas.com; sabrina.dickinson@us.bureauveritas.com; keith.long@us.bureauveritas.com; shamica.zenn@us.bureauveritas.com
Subject: 25542-000-L0E-GGG-02575 – STRUC-1-5.01 - Structural Analysis for Tower - PC2 - Approved

Follow Up Flag: Follow up
Flag Status: Completed

Hello,

CHANGE OF STATUS

The Ivanpah submittal, STRUC-1-5.01 - Structural Analysis for Tower - PC2, has been reviewed and the status has been changed from conditionally approved to Approved. You will find the documents on BVnet under the respective title. Feel free to contact me with any questions or concerns.

Respectfully,

Susan Coddington-Allen
CBO Project Coordinator– Power & Utilities
Bureau Veritas North America, Inc.
180 Promenade Circle #150
Sacramento, CA 95834
P: 916.514.4510
F: 916.617.2068
susan.coddington-allen@us.bureauveritas.com
www.us.Bureauveritas.com/energyusa
ISO 9001:2008 Certified
This message contains confidential information.
To know more, please click on the following link: http://disclaimer.bureauveritas.com

Please consider the environment before printing this e-mail

"This message contains confidential information.
To know more, please click on the following link: http://disclaimer.bureauveritas.com"

Rudy, Holly

From: susan.coddington-allen@us.bureauveritas.com
Sent: Monday, October 28, 2013 5:16 PM
To: Fairhall, Christopher; Rudy, Holly; Frankert, Thomas; Ivanpah CBO; Ramey, Gary; Smith, Shayne; hhuss@brightsourceenergy.com
Cc: steve.hermsmeyer@us.bureauveritas.com; terry.vosler@us.bureauveritas.com; brian.hill@us.bureauveritas.com; barbara.tomajic@us.bureauveritas.com; aleta.sage@us.bureauveritas.com; sabrina.dickinson@us.bureauveritas.com; keith.long@us.bureauveritas.com; shamica.zenn@us.bureauveritas.com
Subject: Ivanpah – STRUC-1-5.02 - Solar Tower Foundation Design - PC11 - Approved

Follow Up Flag: Follow up
Flag Status: Completed

Hello,

The Ivanpah submittal, STRUC-1-5.02 - Solar Tower Foundation Design - PC11, has been reviewed and Approved. You will find the documents on BVnet under the respective title. Feel free to contact me with any questions or concerns.

Respectfully,

Susan Coddington-Allen
CBO Project Coordinator– Power & Utilities
Bureau Veritas North America, Inc.
180 Promenade Circle #150
Sacramento, CA 95834
P: 916.514.4510
F: 916.617.2068
susan.coddington-allen@us.bureauveritas.com
www.us.Bureauveritas.com/energyusa
ISO 9001:2008 Certified
This message contains confidential information.
To know more, please click on the following link: http://disclaimer.bureauveritas.com

Please consider the environment before printing this e-mail

"This message contains confidential information.
To know more, please click on the following link: http://disclaimer.bureauveritas.com"

Rudy, Holly

From: susan.coddington-allen@us.bureauveritas.com
Sent: Tuesday, October 15, 2013 7:40 PM
To: Fairhall, Christopher; Rudy, Holly; Frankert, Thomas; Ivanpah CBO; Ramey, Gary; Smith, Shayne; hhuss@brightsourceenergy.com
Cc: steve.hermsmeyer@us.bureauveritas.com; terry.vosler@us.bureauveritas.com; brian.hill@us.bureauveritas.com; barbara.tomajic@us.bureauveritas.com; aleta.sage@us.bureauveritas.com; sabrina.dickinson@us.bureauveritas.com; keith.long@us.bureauveritas.com; shamica.zenn@us.bureauveritas.com
Subject: Ivanpah – STRUC-1-5.04 - Tower Structural Steel Design - PC3 - Approved

Follow Up Flag: Follow up
Flag Status: Completed

Hello,

The Ivanpah submittal, STRUC-1-5.04 - Tower Structural Steel Design - PC3, has been reviewed and Approved. You will find the documents on BVnet under the respective title. Feel free to contact me with any questions or concerns.

Respectfully,

Susan Coddington-Allen
CBO Project Coordinator– Power & Utilities
Bureau Veritas North America, Inc.
180 Promenade Circle #150
Sacramento, CA 95834
P: 916.514.4510
F: 916.617.2068
susan.coddington-allen@us.bureauveritas.com
www.us.Bureauveritas.com/energyusa
ISO 9001:2008 Certified
This message contains confidential information.
To know more, please click on the following link: http://disclaimer.bureauveritas.com

Please consider the environment before printing this e-mail

"This message contains confidential information.
To know more, please click on the following link: http://disclaimer.bureauveritas.com"

Rudy, Holly

From: susan.coddington-allen@us.bureauveritas.com
Sent: Thursday, October 31, 2013 1:14 PM
To: Fairhall, Christopher; Rudy, Holly; Frankert, Thomas; Ivanpah CBO; Ramey, Gary; Smith, Shayne; hhuss@brightsourceenergy.com
Cc: steve.hermsmeyer@us.bureauveritas.com; terry.vosler@us.bureauveritas.com; brian.hill@us.bureauveritas.com; barbara.tomajic@us.bureauveritas.com; aleta.sage@us.bureauveritas.com; sabrina.dickinson@us.bureauveritas.com; keith.long@us.bureauveritas.com; shamica.zenn@us.bureauveritas.com
Subject: Ivanpah – STRUC-1-5.05X2 - SRSG Structural Steel Design - PC1 - Approved

Follow Up Flag: Follow up
Flag Status: Flagged

Hello,

The Ivanpah submittal, STRUC-1-5.05X2 - SRSG Structural Steel Design - PC1, has been reviewed and Approved. You will find the documents on BVnet under the respective title. Feel free to contact me with any questions or concerns.

Respectfully,

Susan Coddington-Allen
CBO Project Coordinator– Power & Utilities
Bureau Veritas North America, Inc.
180 Promenade Circle #150
Sacramento, CA 95834
P: 916.514.4510
F: 916.617.2068
susan.coddington-allen@us.bureauveritas.com
www.us.Bureauveritas.com/energyusa
ISO 9001:2008 Certified
This message contains confidential information.
To know more, please click on the following link: http://disclaimer.bureauveritas.com

Please consider the environment before printing this e-mail

"This message contains confidential information.
To know more, please click on the following link: http://disclaimer.bureauveritas.com"

Rudy, Holly

From: susan.coddington-allen@us.bureauveritas.com
Sent: Tuesday, October 08, 2013 6:44 PM
To: Fairhall, Christopher; Rudy, Holly; Frankert, Thomas; Ivanpah CBO; Ramey, Gary; Smith, Shayne; hhuss@brightsourceenergy.com
Cc: steve.hermsmeyer@us.bureauveritas.com; terry.vosler@us.bureauveritas.com; brian.hill@us.bureauveritas.com; barbara.tomajic@us.bureauveritas.com; aleta.sage@us.bureauveritas.com; sabrina.dickinson@us.bureauveritas.com; keith.long@us.bureauveritas.com; shamica.zenn@us.bureauveritas.com
Subject: 25542-000-L0E-GGG-02561 - Ivanpah – STRUC-1-7.01X1 - Wood Pole Design for 33kV Transmission Line - PC1 - Approved

Follow Up Flag: Follow up
Flag Status: Completed

Hello,

The Ivanpah submittal, STRUC-1-7.01X1 - Wood Pole Design for 33kV Transmission Line - PC1, has been reviewed and Approved. You will find the documents on BVnet under the respective title. Feel free to contact me with any questions or concerns.

Respectfully,

Susan Coddington-Allen
CBO Project Coordinator– Power & Utilities
Bureau Veritas North America, Inc.
180 Promenade Circle #150
Sacramento, CA 95834
P: 916.514.4510
F: 916.617.2068
susan.coddington-allen@us.bureauveritas.com
www.us.Bureauveritas.com/energyusa
ISO 9001:2008 Certified
This message contains confidential information.
To know more, please click on the following link: http://disclaimer.bureauveritas.com

Please consider the environment before printing this e-mail

"This message contains confidential information.
To know more, please click on the following link: http://disclaimer.bureauveritas.com"

Rudy, Holly

From: susan.coddington-allen@us.bureauveritas.com
Sent: Friday, October 25, 2013 12:34 PM
To: Fairhall, Christopher; Rudy, Holly; Frankert, Thomas; Ivanpah CBO; Ramey, Gary; Smith, Shayne; hhuss@brightsourceenergy.com
Cc: steve.hermsmeyer@us.bureauveritas.com; terry.vosler@us.bureauveritas.com; brian.hill@us.bureauveritas.com; barbara.tomajic@us.bureauveritas.com; aleta.sage@us.bureauveritas.com; sabrina.dickinson@us.bureauveritas.com; keith.long@us.bureauveritas.com; shamica.zenn@us.bureauveritas.com
Subject: Ivanpah – STRUC-1-10.72 - Unit 1 SRSG Area UPS EEM, GA Drwgs, Struc Drwgs/Calc - PC3 - Approved

Follow Up Flag: Follow up
Flag Status: Completed

Hello,

The Ivanpah submittal, STRUC-1-10.72 - Unit 1 SRSG Area UPS EEM, GA Drwgs, Struc Drwgs/Calc - PC3, has been reviewed and Approved. You will find the documents on BVnet under the respective title. Feel free to contact me with any questions or concerns.

Respectfully,

Susan Coddington-Allen
CBO Project Coordinator– Power & Utilities
Bureau Veritas North America, Inc.
180 Promenade Circle #150
Sacramento, CA 95834
P: 916.514.4510
F: 916.617.2068
susan.coddington-allen@us.bureauveritas.com
www.us.Bureauveritas.com/energyusa
ISO 9001:2008 Certified
This message contains confidential information.
To know more, please click on the following link: http://disclaimer.bureauveritas.com

Please consider the environment before printing this e-mail

"This message contains confidential information.
To know more, please click on the following link: http://disclaimer.bureauveritas.com"

Exhibit 17

ELEC-1 CBO Approvals
Condition of Certification
ELEC-1

This page intentionally left blank

Rudy, Holly

From: susan.coddington-allen@us.bureauveritas.com
Sent: Monday, October 28, 2013 3:17 PM
To: Fairhall, Christopher; Rudy, Holly; Frankert, Thomas; Ivanpah CBO; Ramey, Gary; Smith, Shayne; hhuss@brightsourceenergy.com
Cc: steve.hermsmeyer@us.bureauveritas.com; terry.vosler@us.bureauveritas.com; brian.hill@us.bureauveritas.com; barbara.tomajic@us.bureauveritas.com; aleta.sage@us.bureauveritas.com; sabrina.dickinson@us.bureauveritas.com; keith.long@us.bureauveritas.com; shamica.zenn@us.bureauveritas.com
Subject: Ivanpah – ELEC-1-1.01X6 - Unit 1 Main Single Line Diagram - PC2 - Approved

Follow Up Flag: Follow up
Flag Status: Completed

Hello,

The Ivanpah submittal, ELEC-1-1.01X6 - Unit 1 Main Single Line Diagram - PC2, has been reviewed and Approved. You will find the documents on BVnet under the respective title. Feel free to contact me with any questions or concerns.

Respectfully,

Susan Coddington-Allen
CBO Project Coordinator– Power & Utilities
Bureau Veritas North America, Inc.
180 Promenade Circle #150
Sacramento, CA 95834
P: 916.514.4510
F: 916.617.2068
susan.coddington-allen@us.bureauveritas.com
www.us.Bureauveritas.com/energyusa
ISO 9001:2008 Certified
This message contains confidential information.
To know more, please click on the following link: http://disclaimer.bureauveritas.com

Please consider the environment before printing this e-mail

"This message contains confidential information.
To know more, please click on the following link: http://disclaimer.bureauveritas.com"

Rudy, Holly

From: susan.coddington-allen@us.bureauveritas.com
Sent: Thursday, October 10, 2013 12:41 PM
To: Fairhall, Christopher; Rudy, Holly; Frankert, Thomas; Ivanpah CBO; Ramey, Gary; Smith, Shayne; hhuss@brightsourceenergy.com
Cc: steve.hermsmeyer@us.bureauveritas.com; terry.vosler@us.bureauveritas.com; brian.hill@us.bureauveritas.com; barbara.tomajic@us.bureauveritas.com; aleta.sage@us.bureauveritas.com; sabrina.dickinson@us.bureauveritas.com; keith.long@us.bureauveritas.com; shamica.zenn@us.bureauveritas.com
Subject: 25542-000-L0E-GGG-02566 - Ivanpah – ELEC-1-3.40X1 - Unit 1 Heliostat Field Grounding Plan & Calculation - PC1 - Approved

Follow Up Flag: Follow up
Flag Status: Completed

Hello,

The Ivanpah submittal, ELEC-1-3.40X1 - Unit 1 Heliostat Field Grounding Plan & Calculation - PC1, has been reviewed and Approved. You will find the documents on BVnet under the respective title. Feel free to contact me with any questions or concerns.

Respectfully,

Susan Coddington-Allen
CBO Project Coordinator– Power & Utilities
Bureau Veritas North America, Inc.
180 Promenade Circle #150
Sacramento, CA 95834
P: 916.514.4510
F: 916.617.2068
susan.coddington-allen@us.bureauveritas.com
www.us.Bureauveritas.com/energyusa
ISO 9001:2008 Certified
This message contains confidential information.
To know more, please click on the following link: http://disclaimer.bureauveritas.com

Please consider the environment before printing this e-mail

"This message contains confidential information.
To know more, please click on the following link: http://disclaimer.bureauveritas.com"

Rudy, Holly

From: susan.coddington-allen@us.bureauveritas.com
Sent: Thursday, October 10, 2013 1:53 PM
To: Fairhall, Christopher; Rudy, Holly; Frankert, Thomas; Ivanpah CBO; Ramey, Gary; Smith, Shayne; hhuss@brightsourceenergy.com
Cc: steve.hermsmeyer@us.bureauveritas.com; terry.vosler@us.bureauveritas.com; brian.hill@us.bureauveritas.com; barbara.tomajic@us.bureauveritas.com; aleta.sage@us.bureauveritas.com; sabrina.dickinson@us.bureauveritas.com; keith.long@us.bureauveritas.com; shamica.zenn@us.bureauveritas.com
Subject: 25542-000-L0E-GGG-02567 - Ivanpah – ELEC-1-4.13X1 - Lighting Plans, Schedule and Calculation for Aux Boiler Area - PC1 - Approved

Follow Up Flag: Follow up
Flag Status: Completed

Hello,

The Ivanpah submittal, ELEC-1-4.13X1 - Lighting Plans, Schedule and Calculation for Aux Boiler Area - PC1, has been reviewed and Approved. You will find the documents on BVnet under the respective title. Feel free to contact me with any questions or concerns.

Respectfully,

Susan Coddington-Allen
CBO Project Coordinator– Power & Utilities
Bureau Veritas North America, Inc.
180 Promenade Circle #150
Sacramento, CA 95834
P: 916.514.4510
F: 916.617.2068
susan.coddington-allen@us.bureauveritas.com
www.us.Bureauveritas.com/energyusa
ISO 9001:2008 Certified
This message contains confidential information.
To know more, please click on the following link: http://disclaimer.bureauveritas.com

Please consider the environment before printing this e-mail

"This message contains confidential information.
To know more, please click on the following link: http://disclaimer.bureauveritas.com"

Rudy, Holly

From: susan.coddington-allen@us.bureauveritas.com
Sent: Tuesday, October 08, 2013 7:56 PM
To: Fairhall, Christopher; Rudy, Holly; Frankert, Thomas; Ivanpah CBO; Ramey, Gary; Smith, Shayne; hhuss@brightsourceenergy.com
Cc: steve.hermsmeyer@us.bureauveritas.com; terry.vosler@us.bureauveritas.com; brian.hill@us.bureauveritas.com; barbara.tomajic@us.bureauveritas.com; aleta.sage@us.bureauveritas.com; sabrina.dickinson@us.bureauveritas.com; keith.long@us.bureauveritas.com; shamica.zenn@us.bureauveritas.com
Subject: 25542-000-L0E-GGG-02563 - Ivanpah – ELEC-1-10.24X2 - Underground Raceway Plan SRSG Tower Area Unit 2 - PC1 - Approved

Follow Up Flag: Follow up
Flag Status: Completed

Hello,

The Ivanpah submittal, ELEC-1-10.24X2 - Underground Raceway Plan SRSG Tower Area Unit 2 - PC1, has been reviewed and Approved. You will find the documents on BVnet under the respective title. Feel free to contact me with any questions or concerns.

Respectfully,

Susan Coddington-Allen
CBO Project Coordinator– Power & Utilities
Bureau Veritas North America, Inc.
180 Promenade Circle #150
Sacramento, CA 95834
P: 916.514.4510
F: 916.617.2068
susan.coddington-allen@us.bureauveritas.com
www.us.Bureauveritas.com/energyusa
ISO 9001:2008 Certified
This message contains confidential information.
To know more, please click on the following link: http://disclaimer.bureauveritas.com

Please consider the environment before printing this e-mail

"This message contains confidential information.
To know more, please click on the following link: http://disclaimer.bureauveritas.com"

Rudy, Holly

From: susan.coddington-allen@us.bureauveritas.com
Sent: Wednesday, October 09, 2013 12:16 PM
To: Fairhall, Christopher; Rudy, Holly; Frankert, Thomas; Ivanpah CBO; Ramey, Gary; Smith, Shayne; hhuss@brightsourceenergy.com
Cc: steve.hermsmeyer@us.bureauveritas.com; terry.vosler@us.bureauveritas.com; brian.hill@us.bureauveritas.com; barbara.tomajic@us.bureauveritas.com; aleta.sage@us.bureauveritas.com; sabrina.dickinson@us.bureauveritas.com; keith.long@us.bureauveritas.com; shamica.zenn@us.bureauveritas.com
Subject: 25542-000-L0E-GGG-02564 - Ivanpah – ELEC-1-10.38X2 - Unit 3 PSB & SRSG Tower Fdn UG Raceway Dwgs - PC1 - Approved

Follow Up Flag: Follow up
Flag Status: Completed

Hello,

The Ivanpah submittal, ELEC-1-10.38X2 - Unit 3 PSB & SRSG Tower Fdn UG Raceway Dwgs - PC1, has been reviewed and Approved. You will find the documents on BVnet under the respective title. Feel free to contact me with any questions or concerns.

Respectfully,

Susan Coddington-Allen
CBO Project Coordinator– Power & Utilities
Bureau Veritas North America, Inc.
180 Promenade Circle #150
Sacramento, CA 95834
P: 916.514.4510
F: 916.617.2068
susan.coddington-allen@us.bureauveritas.com
www.us.Bureauveritas.com/energyusa
ISO 9001:2008 Certified
This message contains confidential information.
To know more, please click on the following link: http://disclaimer.bureauveritas.com

Please consider the environment before printing this e-mail

"This message contains confidential information.
To know more, please click on the following link: http://disclaimer.bureauveritas.com"

Rudy, Holly

From: susan.coddington-allen@us.bureauveritas.com
Sent: Wednesday, October 09, 2013 12:40 PM
To: Fairhall, Christopher; Rudy, Holly; Frankert, Thomas; Ivanpah CBO; Ramey, Gary; Smith, Shayne; hhuss@brightsourceenergy.com
Cc: steve.hermsmeyer@us.bureauveritas.com; terry.vosler@us.bureauveritas.com; brian.hill@us.bureauveritas.com; barbara.tomajic@us.bureauveritas.com; aleta.sage@us.bureauveritas.com; sabrina.dickinson@us.bureauveritas.com; keith.long@us.bureauveritas.com; shamica.zenn@us.bureauveritas.com
Subject: 25542-000-L0E-GGG-02565 - Ivanpah – ELEC-1-10.42X5 - Electrical Penetration Plan Plant Services Building - PC1 - Approved

Follow Up Flag: Follow up
Flag Status: Completed

Hello,

The Ivanpah submittal, ELEC-1-10.42X5 - Electrical Penetration Plan Plant Services Building - PC1, has been reviewed and Approved. You will find the documents on BVnet under the respective title. Feel free to contact me with any questions or concerns.

Respectfully,

Susan Coddington-Allen
CBO Project Coordinator– Power & Utilities
Bureau Veritas North America, Inc.
180 Promenade Circle #150
Sacramento, CA 95834
P: 916.514.4510
F: 916.617.2068
susan.coddington-allen@us.bureauveritas.com
www.us.Bureauveritas.com/energyusa
ISO 9001:2008 Certified
This message contains confidential information.
To know more, please click on the following link: http://disclaimer.bureauveritas.com

Please consider the environment before printing this e-mail

"This message contains confidential information.
To know more, please click on the following link: http://disclaimer.bureauveritas.com"

Rudy, Holly

From: susan.coddington-allen@us.bureauveritas.com
Sent: Thursday, October 10, 2013 4:54 PM
To: Fairhall, Christopher; Rudy, Holly; Frankert, Thomas; Ivanpah CBO; Ramey, Gary; Smith, Shayne; hhuss@brightsourceenergy.com
Cc: steve.hermsmeyer@us.bureauveritas.com; terry.vosler@us.bureauveritas.com; brian.hill@us.bureauveritas.com; barbara.tomajic@us.bureauveritas.com; aleta.sage@us.bureauveritas.com; sabrina.dickinson@us.bureauveritas.com; keith.long@us.bureauveritas.com; shamica.zenn@us.bureauveritas.com
Subject: 25542-000-L0E-GGG-02568 - Ivanpah – ELEC-1-12.17X3 - Raceway Plans for Unit 3 Heliostat Field Sheets 1-14 - PC1 - Approved

Follow Up Flag: Follow up
Flag Status: Completed

Hello,

The Ivanpah submittal, ELEC-1-12.17X3 - Raceway Plans for Unit 3 Heliostat Field Sheets 1-14 - PC1, has been reviewed and Approved. You will find the documents on BVnet under the respective title. Feel free to contact me with any questions or concerns.

Respectfully,

Susan Coddington-Allen
CBO Project Coordinator– Power & Utilities
Bureau Veritas North America, Inc.
180 Promenade Circle #150
Sacramento, CA 95834
P: 916.514.4510
F: 916.617.2068
susan.coddington-allen@us.bureauveritas.com
www.us.Bureauveritas.com/energyusa
ISO 9001:2008 Certified
This message contains confidential information.
To know more, please click on the following link: http://disclaimer.bureauveritas.com

Please consider the environment before printing this e-mail

"This message contains confidential information.
To know more, please click on the following link: http://disclaimer.bureauveritas.com"

Rudy, Holly

From: susan.coddington-allen@us.bureauveritas.com
Sent: Friday, October 18, 2013 11:44 AM
To: Fairhall, Christopher; Rudy, Holly; Frankert, Thomas; Ivanpah CBO; Ramey, Gary; Smith, Shayne; hhuss@brightsourceenergy.com
Cc: steve.hermsmeyer@us.bureauveritas.com; terry.vosler@us.bureauveritas.com; brian.hill@us.bureauveritas.com; barbara.tomajic@us.bureauveritas.com; aleta.sage@us.bureauveritas.com; sabrina.dickinson@us.bureauveritas.com; keith.long@us.bureauveritas.com; shamica.zenn@us.bureauveritas.com
Subject: 25542-000-L0E-GGG-02574 – ELEC-1-22.03 - Unit 2/3 SRSG Area UPS EEM Lighting Calculation - PC4 - Approved

Follow Up Flag: Follow up
Flag Status: Completed

Hello,

The Ivanpah submittal, ELEC-1-22.03 - Unit 2/3 SRSG Area UPS EEM Lighting Calculation - PC4, has been reviewed and Approved. You will find the documents on BVnet under the respective title. Feel free to contact me with any questions or concerns.

Respectfully,

Susan Coddington-Allen
CBO Project Coordinator– Power & Utilities
Bureau Veritas North America, Inc.
180 Promenade Circle #150
Sacramento, CA 95834
P: 916.514.4510
F: 916.617.2068
susan.coddington-allen@us.bureauveritas.com
www.us.Bureauveritas.com/energyusa
ISO 9001:2008 Certified
This message contains confidential information.
To know more, please click on the following link: http://disclaimer.bureauveritas.com

Please consider the environment before printing this e-mail

"This message contains confidential information.
To know more, please click on the following link: http://disclaimer.bureauveritas.com"

Exhibit 18
NCR CBO Approvals
Condition of Certification
NCR

This page intentionally left blank

Rudy, Holly

From: susan.coddington-allen@us.bureauveritas.com
Sent: Tuesday, October 22, 2013 3:21 PM
To: Fairhall, Christopher; Rudy, Holly; Frankert, Thomas; Ivanpah CBO; Ramey, Gary; Smith, Shayne; hhuss@brightsourceenergy.com
Cc: steve.hermsmeyer@us.bureauveritas.com; terry.vosler@us.bureauveritas.com; brian.hill@us.bureauveritas.com; barbara.tomajic@us.bureauveritas.com; aleta.sage@us.bureauveritas.com; sabrina.dickinson@us.bureauveritas.com; keith.long@us.bureauveritas.com; shamica.zenn@us.bureauveritas.com; thomas.trimberger@us.bureauveritas.com
Subject: Ivanpah – NCR - 25542-000-G61-GGG-00387 - All State Tank - PC1 - Approved

Follow Up Flag: Follow up
Flag Status: Completed

Hello,

The Ivanpah submittal, NCR - 25542-000-G61-GGG-00387 - All State Tank - PC1, has been reviewed and Approved. You will find the documents on BVnet under the respective title. Feel free to contact me with any questions or concerns.

Respectfully,

Susan Coddington-Allen
CBO Project Coordinator– Power & Utilities
Bureau Veritas North America, Inc.
180 Promenade Circle #150
Sacramento, CA 95834
P: 916.514.4510
F: 916.617.2068
susan.coddington-allen@us.bureauveritas.com
www.us.Bureauveritas.com/energyusa
ISO 9001:2008 Certified
This message contains confidential information.
To know more, please click on the following link: http://disclaimer.bureauveritas.com

Please consider the environment before printing this e-mail

"This message contains confidential information.
To know more, please click on the following link: http://disclaimer.bureauveritas.com"

Exhibit 19

Monthly Construction Safety Summary
Condition of Certification
Worker Safety - 3

This page intentionally left blank

Environmental Safety & Health as reported by Bechtel

- Spills for October
  - There were nine spills during the month of the following materials: hydraulic oil, lubrication oil resin-water solution, hydrogen peroxide-water solution and propylene glycol-water solution. Incident reports were completed and the spills were properly remediated and containerized (when appropriate) for proper disposal.

- Safety Performance Data
  - Experience Modification Rate 2012: 0.76
  - Month Recordable Incident Rate (RIR): 0.00
  - Inception to date Recordable Incident Rate (RIR): .92
  - RIR Severity Rate: 28.59
  - Days away from work rate (DAWR): 0.02
  - DAWR Severity Rate: 0.16
  - Near-miss count: 199

- Summary of OSHA Recordable and/or Lost Time Incidents:
- Recordable - ZERO for the month. 273 days since last recordable
- Lost Time – ZERO for the month. 875 days since only lost time incident and over 7 million man-hours.

ENVIRONMENTAL INCIDENT REPORT

Date/Time: 10-2-13 / 1500	**Name/ Title**: Tony Sheley **Signature:**

Incident Description: The raw water tank was filled to 29 feet on 10-1-13. On 10-2-13 the fire water pump was ran to circulate water for the clean up effort. At the same time waste water was being pumped into the tank which caused the raw water tank to overflow spilling approximately 1000 gallons of raw water containing 30ppm of hydrogen peroxide on to the ground.

Location Of Incident: U3 Raw water tank	**Date/Time of Release**: 10-2-13 / 1500
Personnel/ Subcontractor Involved: Bechtel	**Date/Time Release Stopped:** 10-2-13 / 1506
Containment: The waste water pump was shut down to stop the overflow.	**Product ID or CAS Number:** Hydrogen Peroxide **Total Amount Released (units):** 1lbs
Date/Time Environmental Services Manager Notified: Carol Crain **Person Contacted:** Tony Sheley **Notes**:	Was there any off-site impact with threat to human health and/or environment?: **No** Did release reach surface water? **No** If "yes" to either of the above two questions, initiate the Legal Instruction 127 process in coordination with the Manager of Environmental Services.

Description of Corrective Action Taken:
The connection between the waste water tank and the raw water tank was closed.

Measures to Prevent Recurrence:
Every tank level will be check prior to the starting of any pumps. It will be verified manually.

U3 Raw Water Spill

U3 Raw Water Spill

MATERIAL SAFETY DATA SHEET

BRENNTAG

Brenntag MSDS #:	BPI-00290
MSDS Revision/Issue Date:	09/11/08
Supercedes Revision Date:	New

NFPA 704 DESIGNATION
HAZARD RATING

4=Extreme
3=High
2=Moderate
1=Slight
0=Insignificant

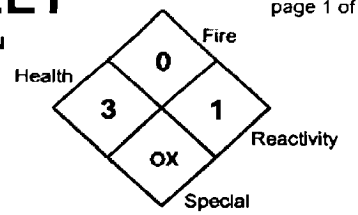

1. CHEMICAL PRODUCT IDENTIFICATION & COMPANY IDENTIFICATION

PRODUCT IDENTIFIER: **Hydrogen Peroxide 20 – 50%**

GENERAL USE: Used as a bleaching agent, a refining agent for oils and fats, and as a hypo eliminant in photography. Used in the plastics and microelectronics industries.

PRODUCT DESCRIPTION: An inorganic peroxide solution. Synonyms for Hydrogen Peroxide include Dihydrogen Dioxide, Hydroperoxide, Albone and Hioxyl.

INFORMATION PROVIDED BY: **Brenntag Pacific, Inc.**
5700 N.W. Front Avenue
Portland, OR 97210

For MSDS call: **PHONE: 503-242-0200**

EMERGENCY PHONE NUMBERS

CHEMTREC: **800-424-9300**
CANUTEC: **613-996-6666**

2. COMPOSITION & INFORMATION ON INGREDIENTS

COMPONENT	CAS #	OSHA HAZARD	WT %	ACGIH TLV(TWA)	ACGIH STEL	OSHA PEL(TWA)	OSHA STEL
Hydrogen Peroxide	7722-84-1	Oxidizer; Corrosive; Lung toxin; IARC – Suspected Carcinogen	20 to 50%	1 ppm (A3)	None	1 ppm	None

NDA = No Data Available N/A = Not Applicable

3. HAZARDS IDENTIFICATION

EMERGENCY OVERVIEW: A clear, colorless liquid having a sharp odor. A strong oxidizer. Decomposition will release Oxygen, which will increase the explosive limits and the burning rate of flammable or combustible materials. The vapors, mists and liquid can cause severe irritation or burns to the eyes, skin and respiratory tract. Ingestion can cause severe damage to the gastrointestinal tract with possible stomach perforation. Ingestion of a large amount may cause convulsions, coma, possible cerebral edema and death. **The NIOSH I.D.L.H. for Hydrogen Peroxide is: 75 ppm.**

POTENTIAL HEALTH EFFECTS

INHALATION: Inhalation of vapors or mists may be severely irritating or corrosive to the nose, mouth, throat, mucous membranes and lungs. Symptoms of exposure may include sneezing, coughing, choking, chest pain, shortness of breath and impairment of lung function. Some of these effects may be delayed until several hours after exposure.

EYE CONTACT: Exposure to the vapors, mists or liquid can cause severe eye irritation or burns. Symptoms of exposure may include tearing, redness, swelling, a painful burning sensation and blurred vision. Direct contact with the liquid may cause corneal damage and impairment of vision.

SKIN CONTACT: Exposure to the mists or liquid can cause severe skin irritation or burns. Symptoms of exposure may include whitening or bleaching of the skin, swelling and eventually a painful tingling or burning sensation. Prolonged skin exposure may cause destruction of the dermis with impairment of the skin, at site of contact, to regenerate. No published data indicates this product is absorbed through the skin.

INGESTION: Ingestion can cause severe irritation or burns to the mouth, throat and the entire gastrointestinal tract, including the stomach and intestines, characterized by nausea, vomiting, diarrhea, abdominal pain, bleeding, tissue ulceration and possible stomach perforation. Ingestion of a large amount may be fatal.

CHRONIC: Repeated exposure may cause bleaching of the hair and impairment of lung function. The IARC has classified Hydrogen Peroxide as a Group 3 carcinogen and the ACGIH as an A3 category "confirmed animal carcinogen with unknown relevance to humans". Any increased risk of cancer is dependent upon the duration of exposure and/or the amount ingested.

IMPORTANT: While Brenntag believes the information contained herein to be accurate, Brenntag makes no representation or warranty, express or implied, regarding, and assumes no liability for, the accuracy or completeness of the information. The Buyer assumes all responsibility for handling, using and/or reselling the Product in accordance with the applicable federal, state, and local law. This MSDS shall not in any way limit or preclude the operation and effect of any of the provisions of Brenntag's terms and conditions of sale.

4. FIRST AID MEASURES

INHALATION: If inhaled, immediately move to fresh air. If not breathing, give artificial respiration. Do not use mouth-to-mouth method if victim ingested or inhaled the substance; use the Holger Nielsen method (back pressure-arm lift) or proper respiratory device. If breathing is difficult, give oxygen. Call a physician.

EYE CONTACT: In case of contact, immediately flush eyes with plenty of clean running water for at least 15 minutes, lifting the upper and lower lids occasionally. Remove contact lenses, if worn. Get medical attention immediately.

SKIN CONTACT: In case of contact, immediately flush skin with plenty of clean running water for at least 15 minutes, while removing contaminated clothing and shoes. If burn or irritation occurs, call a physician.

INGESTION: If swallowed, DO NOT induce vomiting. Get medical attention immediately. If victim is fully conscious, give plenty of water to drink. Never give anything by mouth to an unconscious person.

NOTE TO PHYSICIANS: The primary hazard of this product is the corrosivity effect on the eyes, skin and mucous membranes. If this product is ingested, it may be advisable to insert a gastric tube to relieve or prevent increased pressure that may result from the rapid evolution of Oxygen gas upon decomposition. Delayed pulmonary edema can occur several hours after initial exposure.

5. FIRE FIGHTING MEASURES

Flashpoint and Method: This product does not flash.

Flammable Limits (in air, % by volume) **Lower:** Not applicable **Upper:** Not applicable

Autoignition Temperature: Not applicable

GENERAL HAZARD: The Uniform Fire Code physical hazard classification for this product is: **Oxidizer, Class 2**; and the health hazard is: **Corrosive.** This product is not flammable, but thermal decomposition will release Oxygen, which will increase the explosive limits and the burning rate of flammable or combustible materials. This product may produce hazardous vapors, mists or decomposition products.

FIRE FIGHTING INSTRUCTIONS: **EXTINGUISHING MEDIA:** Flood with water.
Use a water spray or fog to cool the containers exposed to the heat of a fire.

FIRE FIGHTING EQUIPMENT: Fire fighters should wear full protective equipment, including self-contained breathing apparatus.

HAZARDOUS COMBUSTION PRODUCTS: When heated to dryness and decomposition, it emits Hydrogen Peroxide, Oxygen gas and water vapor.

6. ACCIDENTAL RELEASE MEASURES

LAND SPILL: Remove all combustible materials. Wearing recommended protective equipment and clothing, dike the spill and pick up the bulk of liquid using non-sparking tools, or absorb the liquid in sand or a non-combustible absorbent. Place in approved containers for disposal or satellite accumulation. ***CAUTION: Oxidizer wastes are not to be mixed with any other wastes, including other oxidizer wastes.*** Do not return this product to the original containers. Flush the spill area with water; collect the rinsates for disposal or sewer, as appropriate.

WATER SPILL: Wear recommended protective equipment and clothing if contact with hazardous material can occur. Stop or divert water flow. Dike contaminated water and remove for disposal and/or treatment. As appropriate, notify all downstream users of possible contamination.

IMPORTANT: While Brenntag believes the information contained herein to be accurate, Brenntag makes no representation or warranty, express or implied, regarding, and assumes no liability for, the accuracy or completeness of the information. The Buyer assumes all responsibility for handling, using and/or reselling the Product in accordance with the applicable federal, state, and local law. This MSDS shall not in any way limit or preclude the operation and effect of any of the provisions of Brenntag's terms and conditions of sale.

7. HANDLING AND STORAGE

STORAGE TEMPERATURE: Below 38° C. (100° F.) **STORAGE PRESSURE:** Ambient

GENERAL: Store in a cool, dry, well-ventilated area away from sources of high intensity heat and incompatible materials or products. Do not expose to direct sunlight. Store in vented containers. This product can be potentially "explosive", due to the rapid evolution of Oxygen gas, when contaminated with other chemicals, metals or even dirt. Avoid concentrating the Hydrogen Peroxide by the evaporation of the water. This product is a strong oxidizer and should be separated from all flammable or combustible products or materials, including wood.

Do not get this product in eyes, on skin or on clothing. Wear recommended personnel protective equipment when handling this product. Do not breathe vapors, mists or aerosols. Use only with adequate ventilation. Keep the container tightly closed when not in use. Wash thoroughly after handling this product.

8. EXPOSURE CONTROLS / PERSONAL PROTECTION

CONTROL MEASURES: Use a local or general, mechanical exhaust ventilation system capable of maintaining emissions, in the work area, below the OSHA-PEL or ACGIH-TLV.

RECOMMENDED PERSONAL PROTECTIVE EQUIPMENT

RESPIRATOR: For exposures above the OSHA-PEL or ACGIH-TLV, but less than 10 ppm Hydrogen Peroxide, wear a NIOSH approved full facepiece or half mask air-purifying cartridge respirator equipped with a good particulate / mist cartridge, or a supplied air respirator.

NIOSH recommendations for exposures:

Greater than 10 ppm, but less than 25 ppm, use a supplied air respirator;

Greater than 25 ppm, but less than 50 ppm, use a full facepiece, continuous flow, supplied air respirator;

Greater than 50 ppm, but less than 75 ppm, use a full facepiece supplied air respirator or self-contained breathing apparatus (SCBA);

EYES: Wear chemical goggles (recommended by ANSI Z87.1-1979), unless a full facepiece respirator is worn.

GLOVES: Wear Butyl Rubber, Nitrile, Viton, Responder, Tychem TK or Natural Rubber gloves when handling this product.

CLOTHING & EQUIPMENT: Wear a Butyl Rubber, Nitrile or Natural Rubber apron or full protective clothing when handling this product. An eyewash station and safety shower should be available in the work area.

FOOTWEAR: Wear Butyl Rubber, Nitrile or Natural Rubber boots.

9. PHYSICAL AND CHEMICAL PROPERTIES

Appearance:	Clear, colorless	**Bulk Density (pounds/ft³):**	Not applicable
Physical State:	Liquid	**Vapor Pressure:**	About 23 mm Hg @ 30° C.
Odor:	Sharp	**Vapor Density (air=1):**	No data available
Odor Threshold:	No data available	**Evaporation Rate (n-Butyl Acetate=1):**	Less than 1
Molecular Formula:	H_2O_2 (in water)	**VOC Content:**	Not applicable
Molecular Weight:	34.02 (in water)	**% Volatile:**	100
Boiling Point:	Greater than 100° C. (212° F.)	**Solubility in H_2O:**	Complete
Freezing/Melting Point:	Less than 0° C. (32° F.)	**Octanol/Water Partition Coefficient:**	No data available
Specific Gravity:	1.069 to 1.195 @ 25° C.	**pH (as is):**	About (2.96-20%) to (1.34-50%)
Density (pounds/gallon):	8.92 to 9.97	**pH (1% solution):**	No data available

10. STABILITY AND REACTIVITY

GENERAL: This product is stable and hazardous polymerization will not occur.

CONDITIONS TO AVOID: Hot storage, above 38° C. (100° F.).

INCOMPATIBLE MATERIAL: Caustics and strong alkali, all metals and metal salts, other oxidizers and all oxidizable substances.

HAZARDOUS DECOMPOSITION PRODUCTS: When heated to dryness and decomposition, it emits Hydrogen Peroxide, Oxygen gas and water vapor.

SENSITIVITY TO MECHANICAL IMPACT: This product is not sensitive to mechanical impact.

SENSITIVITY TO STATIC DISCHARGE: This product is not sensitive to static discharge.

IMPORTANT: While Brenntag believes the information contained herein to be accurate, Brenntag makes no representation or warranty, express or implied, regarding, and assumes no liability for, the accuracy or completeness of the information. The Buyer assumes all responsibility for handling, using and/or reselling the Product in accordance with the applicable federal, state, and local law. This MSDS shall not in any way limit or preclude the operation and effect of any of the provisions of Brenntag's terms and conditions of sale.

11. TOXICOLOGICAL INFORMATION

Components:	**Hydrogen Peroxide**
Eye Contact:	No data available
Skin Contact:	No data available
Oral Rat LD_{50}:	1,518 mg/kg (8 – 20% solution)
Dermal Rabbit LD_{50}:	No data available
Inhalation Rat LC_{50}:	2 gm/m^3/4 hours
Human Data:	Oral Man LD_{Lo}: 1,429 mg/kg (30% solution)
Other Toxicological Data:	Dermal Rat LD_{50}: 4,060 mg/kg (90% solution)
Carcinogenicity:	Oral Mouse TD_{Lo}: 622 gm/kg/2 Years-Continuous; Tumorigenic – Carcinogenic by RTECS criteria; Gastrointestinal - Tumors (30% solution)
Teratogenicity:	No data available
Mutagenicity:	Human DNA Damage; lymphocyte: 9 umol/Liter
Synergistic Products:	None reported
Target Organs:	Eyes, Skin, Mucous membranes, Lungs, Gastrointestinal tract & Central Nervous System
Medical Conditions Aggravated By Exposure:	Skin, Respiratory or Gastrointestinal disorders

12. ECOLOGICAL INFORMATION

ENVIRONMENTAL FATE:

This product is completely soluble in water and can affect the pH of water. No specific environmental fate data is available, but it is expected to readily break down to Oxygen and water, if introduced into the environment.

ENVIRONMENTAL CONSIDERATIONS:

The aquatic toxicity for this product has not been determined.

13. DISPOSAL CONSIDERATIONS

RCRA 40 CFR 261 CLASSIFICATON: Ignitable Waste

U.S. EPA WASTE NUMBER/DESCRIPTION: D001

If this material is disposed of as shipped, it meets the criteria of a hazardous waste as defined under 40 CFR 261 due to its ignitability. If this product becomes a waste, it will be a hazardous waste which is subject to the Land Disposal Restrictions under 40 CFR 268 and must be managed accordingly. As a hazardous liquid waste, it must be disposed of in accordance with local, state, and federal regulations in a permitted hazardous waste treatment, storage, and disposal facility, by incineration.

14. TRANSPORTATION INFORMATION

DOT PROPER SHIPPING NAME: **Hydrogen peroxide, aqueous solutions**

Hazard Class: 5.1 (8) **UN Number:** UN2014 **Packing Group:** II
Primary Label: Oxidizer **Subsidiary Label(s):** Corrosive
Primary/Subsidiary Placards: Oxidizer / Corrosive

DOT Reportable Quantity (RQ): Not listed **RQ for Product:** Not applicable
Marine Pollutant: No

2004 North American Emergency Response Guidebook No.: 140

TDG PROPER SHIPPING NAME: **HYDROGEN PEROXIDE, AQUEOUS SOLUTION**

Hazard Class: 5.1 (8) **UN Number:** UN2014 **Packing Group:** II
Primary Label: Oxidizer **Subsidiary Label(s):** Corrosive
Primary/Subsidiary Placards: Oxidizer

TDG Reportable Quantity (RQ): # At least 50 kg or 50 liters
TDG Schedule XII: Not listed
Regulated Limit (RL): ## Not listed **RL for Product:** Not applicable

Other Shipping Information: See page 6, section 16 for additional information on shipping Hydrogen Peroxide, aqueous solutions.

Canadian Transportation of Dangerous Goods Regulations (TDGR), Part IX, Table I, Quantities or levels for Immediate Reporting: releases of reportable quantities, RQ, that meet the definition of a "dangerous occurrence" (a threat to life, health, property, or the environment) must be reported to the appropriate authorities as outlined in TDGR 9.13(1) and 9.14(1).

Reporting to Environment Canada is required for any releases exceeding the regulated limits, RL, of 9.2 materials (primary or secondary). The regulated limits are found in Schedule XIII of the TDGR.

IMPORTANT: While Brenntag believes the information contained herein to be accurate, Brenntag makes no representation or warranty, express or implied, regarding, and assumes no liability for, the accuracy or completeness of the information. The Buyer assumes all responsibility for handling, using and/or reselling the Product in accordance with the applicable federal, state, and local law. This MSDS shall not in any way limit or preclude the operation and effect of any of the provisions of Brenntag's terms and conditions of sale.

15. REGULATORY INFORMATION

COMPONENTS:	**Hydrogen Peroxide**
OSHA Target Organs:	Eyes, Skin, Mucous membranes, Lungs, Gastrointestinal tract & Central Nervous System

Carcinogenic Potential:

Regulated by OSHA:	No
Listed on NTP Report:	No
Listed by IARC:	Yes
IARC Group:	Group 3
ACGIH Appendix A:	Yes (A3)
A1 Confirmed Human:	Not applicable
A2 Suspected Human:	Not applicable

U.S. EPA Requirements

Release Reporting

CERCLA (40 CFR 302)

Listed Substance:	Not listed
Reportable Quantity:	Not applicable
Category:	Not applicable
RCRA Waste No.:	Not applicable
Unlisted Substance:	Yes
Reportable Quantity:	100 pounds
Characteristic:	Ignitability
RCRA Waste No.:	D001

SARA TITLE III

Section 302 & 303 (40 CFR 355):

Listed Substance:	Not listed
Reportable Quantity:	Not applicable
Planning Threshold:	Not applicable

Section 311 & 312 (40 CFR 370):

Hazard Categories (**product**): **Fire: Y** **Sudden Release of Pressure: N** **Reactive: N** **Acute Health: Y** **Chronic Health: N**

Planning threshold: 10,000 pounds

Section 313 (40 CFR 372):

Listed Toxic Chemical:	Not listed
Reporting Threshold:	Not applicable

U.S. TSCA Status

Listed (40 CFR 710): Yes

State Regulations

State of California: Safe Drinking Water and Toxins Enforcement Act, 1986 (Proposition 65):

Carcinogen:	No
Reproductive Toxin:	No

Other Regulations

State Right To Know Laws: MA, NJ

Canadian Regulations

Product Information:

Controlled Product:	**Yes**
WHMIS Hazard Symbols:	**Oxidizing Material; Corrosive Material; Dangerously Reactive Material**
WHMIS Class & Division:	**C; E; F**

Ingredient Information:

IDL Substance:	Yes
DSL or NDSL Lists:	DSL

IMPORTANT: While Brenntag believes the information contained herein to be accurate, Brenntag makes no representation or warranty, express or implied, regarding, and assumes no liability for, the accuracy or completeness of the information. The Buyer assumes all responsibility for handling, using and/or reselling the Product in accordance with the applicable federal, state, and local law. This MSDS shall not in any way limit or preclude the operation and effect of any of the provisions of Brenntag's terms and conditions of sale.

16. OTHER INFORMATION

EPA Registration number: Not applicable
Approved Product Uses: Not applicable

Special Notes:
This product does not contain any substances, which the State of California has found to cause cancer and/or birth defects or other reproductive harm.

Additional DOT Notes:
49 CFR 172.505 (d) – "Hazardous materials that possess secondary hazards may exhibit secondary placards that correspond to the placards described in this part, even when not required by this part (see also 172.519 (b) (4) of this subpart)."

All containers holding a Hydrogen Peroxide solution that meets the DOT requirements as a hazardous material will have vented bungs and orientation arrows on two opposite sides that show which end must be up.

Special Instructions:
Store Hydrogen Peroxide 20 - 50% in a cool, dry, well-ventilated area, out of direct sunlight and away from all incompatible materials or products.

MSDS Revision Information: Information Revised This Issue Date: **New product MSDS.**
Form Revision made 2/03/06

MSDS Distributed by: Brenntag Pacific, Inc.
NW Environmental Department
Phone: 503-242-0200 FAX: 503-412-3390

Prepared By:	Edward Doheny	Date Prepared:	September 11, 2008

This Material Safety Data Sheet is provided as an information resource only. It should not be taken as a warranty or representation for which Brenntag Pacific, Inc. assumes legal responsibility. While Brenntag Pacific, Inc. believes the information contained herein is accurate and compiled from sources believed to be reliable, it is the responsibility of the user to investigate and verify its validity. The buyer assumes all responsibility of using and handling the product in accordance with applicable federal, state, and local regulations.

IMPORTANT: While Brenntag believes the information contained herein to be accurate, Brenntag makes no representation or warranty, express or implied, regarding, and assumes no liability for, the accuracy or completeness of the information. The Buyer assumes all responsibility for handling, using and/or reselling the Product in accordance with the applicable federal, state, and local law. This MSDS shall not in any way limit or preclude the operation and effect of any of the provisions of Brenntag's terms and conditions of sale.

ENVIRONMENTAL INCIDENT REPORT

Date/Time: 10/8/2013 ~1115	**Name/ Title**: Carolyn Creech Crain **Signature:**
Incident Description: The vent fan for the lube oil tank was taking up oil causing a mist of oil to gather on the roof and then dripping on the ground. About a quart of oil impacted the ground.	
Location Of Incident: U3 South side of Lube Oil Building	**Date/Time of Release**: 10/08/2013 ~11:15
Personnel/ Subcontractor Involved: Bechtel	**Date/Time Release Stopped:** ~11:30
Containment: Impacted soil was removed and containerized for disposal	**Product ID or CAS Number:** **Total Amount Released (units):** 1 quart
Date/Time Environmental Services Manager Notified: 10/08/2013 ~11:30 **Person Contacted:** Carolyn Creech Crain **Notes**:	Was there any off-site impact with threat to human health and/or environment?: **No** Did release reach surface water? **No** If "yes" to either of the above two questions, initiate the Legal Instruction 127 process in coordination with the Manager of Environmental Services.
Description of Corrective Action Taken:. A containment was set up to catch any residual oil and impacted soil was containerized for disposal.	
Measures to Prevent Recurrence: Do not overfill lube oil tank.	

U3 Lube Oil/Mist Eliminator

U3 Lube Oil/Mist Eliminator

ENVIRONMENTAL INCIDENT REPORT

Date/Time: 10/9/2013	**Name/ Title**: Carolyn Creech Crain **Signature:**
Incident Description: The vent fan for the lube oil tank was taking up oil causing a mist of oil to gather on the roof and then drip onto the ground. Approximately 5 gallons impacted the ground.	
Location Of Incident: U1	**Date/Time of Release**: Unknown
Personnel/ Subcontractor Involved: Bechtel	**Date/Time Release Stopped:** 10/9/2013 ~1030
Containment: Impacted soil will be containerized for disposal. Drip pans have been placed to catch any remaining oil.	**Product ID or CAS Number:** Turbinas EP 32 **Total Amount Released (units):** ~5 gallons
Date/Time Environmental Services Manager Notified: 10/9/2013 ~1000 **Person Contacted:** Carolyn Creech Crain **Notes**:	Was there any off-site impact with threat to human health and/or environment?: **No** Did release reach surface water? **No** If "yes" to either of the above two questions, initiate the Legal Instruction 127 process in coordination with the Manager of Environmental Services.
Description of Corrective Action Taken:. Impacted soil containerized for disposal. Drip pans have been placed to catch any remaining oil.	
Measures to Prevent Recurrence: Design in system should be corrected.	

U1 Lube Oil/Eliminator

U1 Lube Oil/Eliminator

ENVIRONMENTAL INCIDENT REPORT

Date/Time: 10/10/2013	**Name/ Title**: Carolyn Creech Crain **Signature:**
Incident Description: The CCW in U2 was being filled with propylene glycol by a transportation truck. After transfer was complete the driver cleaned his connection hose using air which in turn allowed air into the tank forcing about 20 gallons of propylene glycol to overflow out of the vent.	
Location Of Incident: U2 CCW	**Date/Time of Release**: 10/10/2013 ~1300
Personnel/ Subcontractor Involved: Bechtel	**Date/Time Release Stopped:** 10/10/2013 ~1305
Containment: Impacted soil will be containerized for disposal.	**Product ID or CAS Number:** Propylene Glycol **Total Amount Released (units):** 20 gal.
Date/Time Environmental Services Manager Notified: 10/10/2013 ~1300 **Person Contacted:** **Notes**:	Was there any off-site impact with threat to human health and/or environment?: **No** Did release reach surface water? **No** If "yes" to either of the above two questions, initiate the Legal Instruction 127 process in coordination with the Manager of Environmental Services.
Description of Corrective Action Taken:. Valve was shut and cleanup commenced.	
Measures to Prevent Recurrence: Review of all work steps	

U2 CCW

U2 CCW

MATERIAL SAFETY DATA SHEET

Customer's Use

Date Issued: 01/13/2005
MSDS No: ICC-02134
Date-Revised: 05/20/2008
Revision No: 12

INTERCOOL NFP

1. PRODUCT AND COMPANY IDENTIFICATION

PRODUCT NAME: INTERCOOL NFP
GENERAL USE: Heat Transfer Fluid
PRODUCT DESCRIPTION: Inhibited Propylene Glycol
PRODUCT CODE: 242200
PRODUCT FORMULATION NAME: INTERCOOL NFP
CHEMICAL FAMILY: Glycol
GENERIC NAME: Inhibited Propylene Glycol
ACTIVE INGREDIENT(S): Propylene Glycol; Corrosion Inhibitors and Buffers

MANUFACTURER

Interstate Chemical Company, Inc.
Corporate Headquarters-Hermitage
2797 Freedland Road
Hermitage PA 16148
Emergency Contact: F. James Corbett, Director of Quality & EH&S
Product Stewardship: 800-422-2436
Alternate Emergency Phone: 724-981-3771
Transportation: 800-422-2436
Alternate Transportation Phone: 724-981-3771
Service Number: 800-422-2436
Alternate Customer Service: 724-981-3771

24 HR. EMERGENCY TELEPHONE NUMBERS

800-ICC-CHEM

COMMENTS: This product contains propylene glycol which is on the FDA's GRAS (GENERALLY REGARDED AS SAFE) list. Dispose of in accordance with all applicable local, state, and federal regulations. For assistance with your waste management/environmental service needs including waste disposal and recycling, please contact Interstate Chemical Environmental Services at 800-422-2436 ext. 1703 or email us at environmentalservices@interstatechemical.com

2. HAZARDS IDENTIFICATION

EMERGENCY OVERVIEW

PHYSICAL APPEARANCE: Substance can cause skin, eye, and respiratory tract irritation/burning.

IMMEDIATE CONCERNS: Warning! May be harmful if swallowed. Maybe harmful if inhaled or absorbed through skin. May cause allergic skin reaction. May cause irritation to skin, eyes, and respiratory tract.

POTENTIAL HEALTH EFFECTS

EYES: May cause irritation.

SKIN: Minor skin irritation and penetration may occur

INGESTION: Relatively non-toxic. Ingestion of sizable amount (over 100ml) may cause some gastrointestinal upset and temporary central nervous system depression. Effects appear more severe

in individuals with kidney problems

INHALATION: Vapor inhalation is generally not a problem unless heated or misted.

3. COMPOSITION / INFORMATION ON INGREDIENTS

Chemical Name	Vol. %	CAS
Propylene Glycol	> 90	00057-55-6
Corrosion Inhibitors and Buffers	< 10	mixture
Yellow Dye	< 1	6417-85-2

4. FIRST AID MEASURES

EYES: Immediately flush eyes with plenty of water for at least 15 minutes. Get immediate medical attention.

SKIN: Remove contaminated clothing. Wash with soap and water. Get medical attention.

INGESTION: Not expected to require first aid measures. Give several glasses of water to drink to dilute. If large amounts were swallowed, get medical advice.

INHALATION: Remove to fresh air. If not breathing, give artificial respiration. If breathing is difficult, give oxygen. Get medical attention.

5. FIRE FIGHTING MEASURES

FLASHPOINT AND METHOD: (210°F) ASTM D56

FLAMMABLE LIMITS: 2.6 to 12.5

AUTOIGNITION TEMPERATURE: (700°F)

EXTINGUISHING MEDIA: Use alcohol foam, carbon dioxide, or water spray when fighting fires involving this material.

OTHER CONSIDERATIONS: In the event of a fire, wear full protective clothing and NIOSH-approved self-contained breathing apparatus with full facepiece operated in the pressure demand or other positive pressure mode. Move exposed containers from fire area, if it can be done without risk. Use water to keep fire-exposed containers cool.

6. ACCIDENTAL RELEASE MEASURES

SMALL SPILL: Absorb liquid and place in sealed container for disposal.

LARGE SPILL: Ventilate area of leak or spill. Remove all sources of ignition. Contain and recover liquid when possible. Do not flush to sewer.

ENVIRONMENTAL PRECAUTIONS

WATER SPILL: When released into water, this material is expected to readily biodegrade.

LAND SPILL: When released into the soil, this material is expected to readily biodegrade.

AIR SPILL: When released into the air, this material is expected to have a half-life between 1 and 10 days.

GENERAL PROCEDURES: Ventilate area of leak or spill. Remove all sources of ignition. Wear appropriate personal protective equipment as specified in Section 8. Isolate hazard area. Keep unnecessary and unprotected personnel from entering. Contain and recover liquid when possible. Use non-sparking tools

and equipment. Collect liquid in an appropriate container or absorb with an inert material (e. g., vermiculite, dry sand, earth), and place in a chemical waste container. Do not use combustible materials, such as saw dust. Do not flush to sewer!

7. HANDLING AND STORAGE

GENERAL PROCEDURES: Protect container from physical damage. Store in a cool, dry, ventilated area away from sources of heat, moisture, and incompatible substances. Containers of this material may be hazardous when empty since they retain product residues (vapors, liquid); observe all warnings and precautions listed for the product.

HANDLING: Store in adequate storage area at ambient temp.

STORAGE: Store in a cool dry place. Keep from freezing.

SHELF LIFE: Greater than one year when stored in its original container at the recommended storage temperature with the bungs closed.

8. EXPOSURE CONTROLS / PERSONAL PROTECTION

ENGINEERING CONTROLS: A system of local and/or general exhaust is recommended to keep employee exposures below the Airborne Exposure Limits. Local exhaust ventilation is generally preferred because it can control the emissions of the contaminant at its source, preventing dispersion of it into the general work area.

PERSONAL PROTECTIVE EQUIPMENT

EYES AND FACE: Wear safety glasses with side shields (or goggles) and a face shield.

SKIN: Wear suitable protective clothing and gloves.

RESPIRATORY: Not required for properly ventilated areas. If there is potential for inhalation of vapor or mist, use an appropriate NIOSH approved respirator. Warning! Air-purifying respirators do not protect workers in oxygen-deficient atmospheres.

PROTECTIVE CLOTHING: Wear protective gloves and clean body-covering clothing. Chemically resistant protective clothing and boots may be required.

WORK HYGIENIC PRACTICES: Establish good personal hygiene and work practices. Always wash hands and face before eating, drinking or smoking. Provide safety shower and eye wash station in work area.

9. PHYSICAL AND CHEMICAL PROPERTIES

PHYSICAL STATE: Liquid

ODOR: Odorless

APPEARANCE: Clear, yellow liquid.

COLOR: Fluorescent yellow

pH: 8.0 to 9.5

PERCENT VOLATILE: Not Determined

VAPOR PRESSURE: ~ 0.129 mmHg at (77°F)

VAPOR DENSITY: 2.6 (Air=1)

BOILING POINT: (370°F)

FREEZING POINT: < -60°C Freezing Point Chart

MELTING POINT: -60°C

FLASHPOINT AND METHOD: (210°F) ASTM D56

SOLUBILITY IN WATER: Miscible

EVAPORATION RATE: < 1 (n-Butyl Acetate=1)

DENSITY: 8.74 at (60°F)

SPECIFIC GRAVITY: 1.048 (water=1) at 20°C

VISCOSITY #1: 20 Centipoise at (68°F)

WEIGHT PER VOLUME: 8.74 lbs/gal

COMMENTS: The information in this section is calculated from specific known information about this product. This information should not be used as exact test results or specifications. The information is provided as typical properties for this product.

10. STABILITY AND REACTIVITY

STABLE: Yes

HAZARDOUS POLYMERIZATION: No

STABILITY: Stable under ordinary conditions of use and storage.

POLYMERIZATION: Product will not undergo polymerization.

CONDITIONS TO AVOID: Oxidizing materials.

HAZARDOUS DECOMPOSITION PRODUCTS: Carbon dioxide and carbon monoxide may form when heated to decomposition. Aldehydes or lactic, pyruvic or acetic acids may also be formed.

INCOMPATIBLE MATERIALS: Heat, flames, ignition sources and incompatibles.

11. TOXICOLOGICAL INFORMATION

GENERAL COMMENTS: Oral rat LD50: 20g/kg. Skin rabbit LD50: 20.8g/kg. Irritation: Eye rabbit/Draize, 500 mg/24H mild.

12. ECOLOGICAL INFORMATION

CHEMICAL FATE INFORMATION: When released into the soil, this material is expected to readily biodegrade. When released into the soil, this material is expected to leach into groundwater. When released into water, this material is expected to readily biodegrade. When released into the air, this material is expected to be readily degraded by reaction with photochemically produced hydroxyl radicals. When released into the air, this material is expected to have a half-life between 1 and 10 days.

13. DISPOSAL CONSIDERATIONS

DISPOSAL METHOD: Whatever cannot be saved for recovery of recycling should be managed in an appropriate and approved waste disposal facility.

EMPTY CONTAINER: Dispose of container and unused contents in accordance with federal, state and local requirements.

14. TRANSPORT INFORMATION

DOT (DEPARTMENT OF TRANSPORTATION)

PROPER SHIPPING NAME: Not Regulated by DOT

15. REGULATORY INFORMATION

UNITED STATES

SARA TITLE III (SUPERFUND AMENDMENTS AND REAUTHORIZATION ACT)

FIRE: No **PRESSURE GENERATING:** No **REACTIVITY:** No **ACUTE:** Yes **CHRONIC:** No

TSCA (TOXIC SUBSTANCE CONTROL ACT)

TSCA REGULATORY: This material is listed on the EPA TSCA Inventory of Chemical Substances

TSCA STATUS: All ingredients in this mixture are in compliance with TSCA.

16. OTHER INFORMATION

REASON FOR ISSUE: Revised MSDS

APPROVED BY: F. James Corbett **TITLE:** Director of Quality & EH&S

PREPARED BY: F. James Corbett

INFORMATION CONTACT: 800-422-2436 x 1136

REVISION SUMMARY: Revision #: 12 This MSDS replaces the February 15, 2008 MSDS. Any changes in information are as follows:

HMIS RATING

HEALTH:	0
FLAMMABILITY:	1
PHYSICAL HAZARD:	0
PERSONAL PROTECTION:	B

NFPA CODES

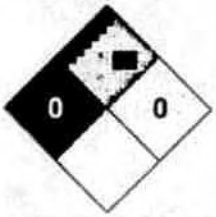

MANUFACTURER DISCLAIMER: Interstate Chemical Company, Inc. provides the information contained herein in good faith but makes no representation as to its comprehensiveness or accuracy. This document is intended only as a guide to the appropriate precautionary handling of the material by a properly trained person using this product. Individuals receiving the information must excerise their independent judgment in determining its appropriateness for a particular purpose.

INTERSTATE
CHEMICAL
CO., INC.

2797 Freedland Road, Hermitage, PA 16148-0210

FAX 724-981-8383 Phone 724/981-3771

INTERCOOL NFP

PRODUCT SPECIFICATION SHEET

JANUARY 1, 2008

CHARACTERISTIC	SPECIFICATION	TEST METHOD
Specific Gravity, 60/60 F	1.050 - 1.060	ASTM D-369
Reserve Alkalinity *(mls.)*	11.0 *(min.)*	ASTM D-1121
pH *(diluted)*	8.0 - 9.5	pH Meter
Freeze Point, deg. F	>-50 *(max.)*	Refractive Index
Appearance	Clear, yellow liquid	Visual

C. K. Robertson
Analyst
Quality Control Lab

Marcia Wanchik
Marcia Wanchik
Quality Control Manager

Interstate Chemical Company, Inc. disclaims any liability in connection with the use of the above information, and does not warrant against infringement by reason of this product being used in combination with other materials or in any process.

Member of National Association of Chemical Distributors

ENVIRONMENTAL INCIDENT REPORT

Date/Time: 10/11/13	**Name/ Title**: Carolyn Creech Crain **Signature:**
Incident Description: Pipefitters were changing a plug to a gate valve in the CCW. They slowly removed the plug to check for any trapped air and not detecting any continued to remove the plug. Within a couple of minutes the vent began to leak a 33% glycol water solution. Approximately 200 gallons impacted the ground before it was stopped.	
Location Of Incident: U2 CCW	**Date/Time of Release**: 10/11/13 ~1600
Personnel/ Subcontractor Involved: Bechtel	**Date/Time Release Stopped:** 10/11/13
Containment: Area was secured and impacted soil will be containerized for disposal.	**Product ID or CAS Number:** Propylene Glycol **Total Amount Released (units):** 60 Gallons
Date/Time Environmental Services Notified: 10/11/13 ~1615 **Person Contacted:** Carolyn Creech Crain **Notes**:	Was there any off-site impact with threat to human health and/or environment?: **No** Did release reach surface water? **No** If "yes" to either of the above two questions, initiate the Legal Instruction 127 process in coordination with the Manager of Environmental Services.
Description of Corrective Action Taken:. Main valves were shut and clean up procedures commenced.	
Measures to Prevent Recurrence: Isolate area by shutting main valves prior to removal if unsure of air venting.	

11/01/2015

MATERIAL SAFETY DATA SHEET

Customer's Use

Date Issued: 01/13/2005
MSDS No: ICC-02134
Date-Revised: 05/20/2008
Revision No: 12

INTERCOOL NFP

1. PRODUCT AND COMPANY IDENTIFICATION

PRODUCT NAME: INTERCOOL NFP
GENERAL USE: Heat Transfer Fluid
PRODUCT DESCRIPTION: Inhibited Propylene Glycol
PRODUCT CODE: 242200
PRODUCT FORMULATION NAME: INTERCOOL NFP
CHEMICAL FAMILY: Glycol
GENERIC NAME: Inhibited Propylene Glycol
ACTIVE INGREDIENT(S): Propylene Glycol; Corrosion Inhibitors and Buffers

MANUFACTURER

Interstate Chemical Company, Inc.
Corporate Headquarters-Hermitage
2797 Freedland Road
Hermitage PA 16148
Emergency Contact: F. James Corbett,
Director of Quality & EH&S
Product Stewardship: 800-422-2436
Alternate Emergency Phone: 724-981-3771
Transportation: 800-422-2436
Alternate Transportation Phone: 724-981-3771
Service Number: 800-422-2436
Alternate Customer Service: 724-981-3771

24 HR. EMERGENCY TELEPHONE NUMBERS

800-ICC-CHEM

COMMENTS: This product contains propylene glycol which is on the FDA's GRAS (GENERALLY REGARDED AS SAFE) list. Dispose of in accordance with all applicable local, state, and federal regulations. For assistance with your waste management/environmental service needs including waste disposal and recycling, please contact Interstate Chemical Environmental Services at 800-422-2436 ext. 1703 or email us at environmentalservices@interstatechemical.com

2. HAZARDS IDENTIFICATION

EMERGENCY OVERVIEW

PHYSICAL APPEARANCE: Substance can cause skin, eye, and respiratory tract irritation/burning.

IMMEDIATE CONCERNS: Warning! May be harmful if swallowed. Maybe harmful if inhaled or absorbed through skin. May cause allergic skin reaction. May cause irritation to skin, eyes, and respiratory tract.

POTENTIAL HEALTH EFFECTS

EYES: May cause irritation.

SKIN: Minor skin irritation and penetration may occur

INGESTION: Relatively non-toxic. Ingestion of sizable amount (over 100ml) may cause some gastrointestinal upset and temporary central nervous system depression. Effects appear more severe

in individuals with kidney problems

INHALATION: Vapor inhalation is generally not a problem unless heated or misted.

3. COMPOSITION / INFORMATION ON INGREDIENTS

Chemical Name	Vol. %	CAS
Propylene Glycol	> 90	00057-55-6
Corrosion Inhibitors and Buffers	< 10	mixture
Yellow Dye	< 1	6417-85-2

4. FIRST AID MEASURES

EYES: Immediately flush eyes with plenty of water for at least 15 minutes. Get immediate medical attention.

SKIN: Remove contaminated clothing. Wash with soap and water. Get medical attention.

INGESTION: Not expected to require first aid measures. Give several glasses of water to drink to dilute. If large amounts were swallowed, get medical advice.

INHALATION: Remove to fresh air. If not breathing, give artificial respiration. If breathing is difficult, give oxygen. Get medical attention.

5. FIRE FIGHTING MEASURES

FLASHPOINT AND METHOD: (210°F) ASTM D56

FLAMMABLE LIMITS: 2.6 to 12.5

AUTOIGNITION TEMPERATURE: (700°F)

EXTINGUISHING MEDIA: Use alcohol foam, carbon dioxide, or water spray when fighting fires involving this material.

OTHER CONSIDERATIONS: In the event of a fire, wear full protective clothing and NIOSH-approved self-contained breathing apparatus with full facepiece operated in the pressure demand or other positive pressure mode. Move exposed containers from fire area, if it can be done without risk. Use water to keep fire-exposed containers cool.

6. ACCIDENTAL RELEASE MEASURES

SMALL SPILL: Absorb liquid and place in sealed container for disposal.

LARGE SPILL: Ventilate area of leak or spill. Remove all sources of ignition. Contain and recover liquid when possible. Do not flush to sewer.

ENVIRONMENTAL PRECAUTIONS

WATER SPILL: When released into water, this material is expected to readily biodegrade.

LAND SPILL: When released into the soil, this material is expected to readily biodegrade.

AIR SPILL: When released into the air, this material is expected to have a half-life between 1 and 10 days.

GENERAL PROCEDURES: Ventilate area of leak or spill. Remove all sources of ignition. Wear appropriate personal protective equipment as specified in Section 8. Isolate hazard area. Keep unnecessary and unprotected personnel from entering. Contain and recover liquid when possible. Use non-sparking tools

and equipment. Collect liquid in an appropriate container or absorb with an inert material (e. g., vermiculite, dry sand, earth), and place in a chemical waste container. Do not use combustible materials, such as saw dust. Do not flush to sewer!

7. HANDLING AND STORAGE

GENERAL PROCEDURES: Protect container from physical damage. Store in a cool, dry, ventilated area away from sources of heat, moisture, and incompatible substances. Containers of this material may be hazardous when empty since they retain product residues (vapors, liquid); observe all warnings and precautions listed for the product.

HANDLING: Store in adequate storage area at ambient temp.

STORAGE: Store in a cool dry place. Keep from freezing.

SHELF LIFE: Greater than one year when stored in its original container at the recommended storage temperature with the bungs closed.

8. EXPOSURE CONTROLS / PERSONAL PROTECTION

ENGINEERING CONTROLS: A system of local and/or general exhaust is recommended to keep employee exposures below the Airborne Exposure Limits. Local exhaust ventilation is generally preferred because it can control the emissions of the contaminant at its source, preventing dispersion of it into the general work area.

PERSONAL PROTECTIVE EQUIPMENT

EYES AND FACE: Wear safety glasses with side shields (or goggles) and a face shield.

SKIN: Wear suitable protective clothing and gloves.

RESPIRATORY: Not required for properly ventilated areas. If there is potential for inhalation of vapor or mist, use an appropriate NIOSH approved respirator. Warning! Air-purifying respirators do not protect workers in oxygen-deficient atmospheres.

PROTECTIVE CLOTHING: Wear protective gloves and clean body-covering clothing. Chemically resistant protective clothing and boots may be required.

WORK HYGIENIC PRACTICES: Establish good personal hygiene and work practices. Always wash hands and face before eating, drinking or smoking. Provide safety shower and eye wash station in work area.

9. PHYSICAL AND CHEMICAL PROPERTIES

PHYSICAL STATE: Liquid

ODOR: Odorless

APPEARANCE: Clear, yellow liquid.

COLOR: Fluorescent yellow

pH: 8.0 to 9.5

PERCENT VOLATILE: Not Determined

VAPOR PRESSURE: ~ 0.129 mmHg at (77°F)

VAPOR DENSITY: 2.6 (Air=1)

BOILING POINT: (370°F)

FREEZING POINT: < -60°C Freezing Point Chart

MELTING POINT: -60°C

FLASHPOINT AND METHOD: (210°F) ASTM D56

SOLUBILITY IN WATER: Miscible

EVAPORATION RATE: < 1 (n-Butyl Acetate=1)

DENSITY: 8.74 at (60°F)

SPECIFIC GRAVITY: 1.048 (water=1) at 20°C

VISCOSITY #1: 20 Centipoise at (68°F)

WEIGHT PER VOLUME: 8.74 lbs/gal

COMMENTS: The information in this section is calculated from specific known information about this product. This information should not be used as exact test results or specifications. The information is provided as typical properties for this product.

10. STABILITY AND REACTIVITY

STABLE: Yes

HAZARDOUS POLYMERIZATION: No

STABILITY: Stable under ordinary conditions of use and storage.

POLYMERIZATION: Product will not undergo polymerization.

CONDITIONS TO AVOID: Oxidizing materials.

HAZARDOUS DECOMPOSITION PRODUCTS: Carbon dioxide and carbon monoxide may form when heated to decomposition. Aldehydes or lactic, pyruvic or acetic acids may also be formed.

INCOMPATIBLE MATERIALS: Heat, flames, ignition sources and incompatibles.

11. TOXICOLOGICAL INFORMATION

GENERAL COMMENTS: Oral rat LD50: 20g/kg. Skin rabbit LD50: 20.8g/kg. Irritation: Eye rabbit/Draize, 500 mg/24H mild.

12. ECOLOGICAL INFORMATION

CHEMICAL FATE INFORMATION: When released into the soil, this material is expected to readily biodegrade. When released into the soil, this material is expected to leach into groundwater. When released into water, this material is expected to readily biodegrade. When released into the air, this material is expected to be readily degraded by reaction with photochemically produced hydroxyl radicals. When released into the air, this material is expected to have a half-life between 1 and 10 days.

13. DISPOSAL CONSIDERATIONS

DISPOSAL METHOD: Whatever cannot be saved for recovery of recycling should be managed in an appropriate and approved waste disposal facility.

EMPTY CONTAINER: Dispose of container and unused contents in accordance with federal, state and local requirements.

14. TRANSPORT INFORMATION

DOT (DEPARTMENT OF TRANSPORTATION)

PROPER SHIPPING NAME: Not Regulated by DOT

15. REGULATORY INFORMATION

UNITED STATES

SARA TITLE III (SUPERFUND AMENDMENTS AND REAUTHORIZATION ACT)

FIRE: No **PRESSURE GENERATING:** No **REACTIVITY:** No **ACUTE:** Yes **CHRONIC:** No

TSCA (TOXIC SUBSTANCE CONTROL ACT)

TSCA REGULATORY: This material is listed on the EPA TSCA Inventory of Chemical Substances

TSCA STATUS: All ingredients in this mixture are in compliance with TSCA.

16. OTHER INFORMATION

REASON FOR ISSUE: Revised MSDS

APPROVED BY: F. James Corbett **TITLE:** Director of Quality & EH&S

PREPARED BY: F. James Corbett

INFORMATION CONTACT: 800-422-2436 x 1136

REVISION SUMMARY: Revision #: 12 This MSDS replaces the February 15, 2008 MSDS. Any changes in information are as follows:

HMIS RATING

HEALTH:	0
FLAMMABILITY:	1
PHYSICAL HAZARD:	0
PERSONAL PROTECTION:	B

NFPA CODES

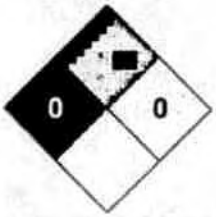

MANUFACTURER DISCLAIMER: Interstate Chemical Company, Inc. provides the information contained herein in good faith but makes no representation as to its comprehensiveness or accuracy. This document is intended only as a guide to the appropriate precautionary handling of the material by a properly trained person using this product. Individuals receiving the information must excerise their independent judgment in determining its appropriateness for a particular purpose.

INTERSTATE
CHEMICAL
CO., INC.

2797 Freedland Road, Hermitage, PA 16148-0210

FAX 724-981-8383 Phone 724/981-3771

INTERCOOL NFP

PRODUCT SPECIFICATION SHEET

JANUARY 1, 2008

CHARACTERISTIC	SPECIFICATION	TEST METHOD
Specific Gravity, 60/60 F	1.050 - 1.060	ASTM D-369
Reserve Alkalinity *(mls.)*	11.0 *(min.)*	ASTM D-1121
pH *(diluted)*	8.0 - 9.5	pH Meter
Freeze Point, deg. F	>-50 *(max.)*	Refractive Index
Appearance	Clear, yellow liquid	Visual

C. K. Robertson
Analyst
Quality Control Lab

Marcia Wanchik
Marcia Wanchik
Quality Control Manager

Interstate Chemical Company, Inc. disclaims any liability in connection with the use of the above information, and does not warrant against infringement by reason of this product being used in combination with other materials or in any process.

Member of National Association of Chemical Distributors

ENVIRONMENTAL INCIDENT REPORT

Date/Time: 10/21/2013	**Name/ Title**: Carolyn Creech Crain **Signature:**
Incident Description: At approximately 1300 secondary containment for the charcoal system was found to have a tear in it. The charcoal filter system had been put into service earlier in the morning and it is estimated that about 20 gallons of demin water with a concentration of 10ppm of hydrogen peroxide impacted the ground.	
Location Of Incident: U2	**Date/Time of Release**: 10/21/13
Personnel/ Subcontractor Involved: Bechtel	**Date/Time Release Stopped:** 10/21/13 ~1300
Containment: System was taken out of service. Clean up procedures commenced, contaminated soil will be containerized for disposal.	**Product ID or CAS Number:** Hydrogen Peroxide **Total Amount Released (units):** ~20 gallons of demin water containing 10ppm hydrogen peroxide
Date/Time Environmental Services Manager Notified: 10/21/2013 ~1300 **Person Contacted:** **Notes**:	Was there any off-site impact with threat to human health and/or environment?: **No** Did release reach surface water? **No** If "yes" to either of the above two questions, initiate the Legal Instruction 127 process in coordination with the Manager of Environmental Services.
Description of Corrective Action Taken:. System was taken out of service. Clean up procedures commenced, contaminated soil will be containerized for disposal and the damaged secondary containment replaced	
Measures to Prevent Recurrence: Scheduled inspections of all secondary containments will be set up for all units.	

U2 Hydrogen Peroxide

MATERIAL SAFETY DATA SHEET

BRENNTAG

Brenntag MSDS #:	BPI-00290
MSDS Revision/Issue Date:	09/11/08
Supercedes Revision Date:	New

NFPA 704 DESIGNATION
HAZARD RATING

4=Extreme
3=High
2=Moderate
1=Slight
0=Insignificant

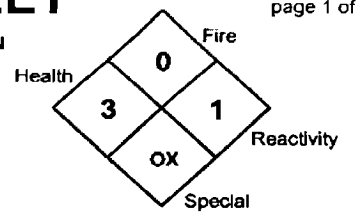

1. CHEMICAL PRODUCT IDENTIFICATION & COMPANY IDENTIFICATION

PRODUCT IDENTIFIER: **Hydrogen Peroxide 20 – 50%**

GENERAL USE: Used as a bleaching agent, a refining agent for oils and fats, and as a hypo eliminant in photography. Used in the plastics and microelectronics industries.

PRODUCT DESCRIPTION: An inorganic peroxide solution. Synonyms for Hydrogen Peroxide include Dihydrogen Dioxide, Hydroperoxide, Albone and Hioxyl.

INFORMATION PROVIDED BY: **Brenntag Pacific, Inc.**
5700 N.W. Front Avenue
Portland, OR 97210

For MSDS call: **PHONE: 503-242-0200**

EMERGENCY PHONE NUMBERS

CHEMTREC: **800-424-9300**
CANUTEC: **613-996-6666**

2. COMPOSITION & INFORMATION ON INGREDIENTS

COMPONENT	CAS #	OSHA HAZARD	WT %	ACGIH TLV(TWA)	ACGIH STEL	OSHA PEL(TWA)	OSHA STEL
Hydrogen Peroxide	7722-84-1	Oxidizer; Corrosive; Lung toxin; IARC – Suspected Carcinogen	20 to 50%	1 ppm (A3)	None	1 ppm	None

NDA = No Data Available N/A = Not Applicable

3. HAZARDS IDENTIFICATION

EMERGENCY OVERVIEW: A clear, colorless liquid having a sharp odor. A strong oxidizer. Decomposition will release Oxygen, which will increase the explosive limits and the burning rate of flammable or combustible materials. The vapors, mists and liquid can cause severe irritation or burns to the eyes, skin and respiratory tract. Ingestion can cause severe damage to the gastrointestinal tract with possible stomach perforation. Ingestion of a large amount may cause convulsions, coma, possible cerebral edema and death. **The NIOSH I.D.L.H. for Hydrogen Peroxide is: 75 ppm.**

POTENTIAL HEALTH EFFECTS

INHALATION: Inhalation of vapors or mists may be severely irritating or corrosive to the nose, mouth, throat, mucous membranes and lungs. Symptoms of exposure may include sneezing, coughing, choking, chest pain, shortness of breath and impairment of lung function. Some of these effects may be delayed until several hours after exposure.

EYE CONTACT: Exposure to the vapors, mists or liquid can cause severe eye irritation or burns. Symptoms of exposure may include tearing, redness, swelling, a painful burning sensation and blurred vision. Direct contact with the liquid may cause corneal damage and impairment of vision.

SKIN CONTACT: Exposure to the mists or liquid can cause severe skin irritation or burns. Symptoms of exposure may include whitening or bleaching of the skin, swelling and eventually a painful tingling or burning sensation. Prolonged skin exposure may cause destruction of the dermis with impairment of the skin, at site of contact, to regenerate. No published data indicates this product is absorbed through the skin.

INGESTION: Ingestion can cause severe irritation or burns to the mouth, throat and the entire gastrointestinal tract, including the stomach and intestines, characterized by nausea, vomiting, diarrhea, abdominal pain, bleeding, tissue ulceration and possible stomach perforation. Ingestion of a large amount may be fatal.

CHRONIC: Repeated exposure may cause bleaching of the hair and impairment of lung function. The IARC has classified Hydrogen Peroxide as a Group 3 carcinogen and the ACGIH as an A3 category "confirmed animal carcinogen with unknown relevance to humans". Any increased risk of cancer is dependent upon the duration of exposure and/or the amount ingested.

IMPORTANT: While Brenntag believes the information contained herein to be accurate, Brenntag makes no representation or warranty, express or implied, regarding, and assumes no liability for, the accuracy or completeness of the information. The Buyer assumes all responsibility for handling, using and/or reselling the Product in accordance with the applicable federal, state, and local law. This MSDS shall not in any way limit or preclude the operation and effect of any of the provisions of Brenntag's terms and conditions of sale.

4. FIRST AID MEASURES

INHALATION: If inhaled, immediately move to fresh air. If not breathing, give artificial respiration. Do not use mouth-to-mouth method if victim ingested or inhaled the substance; use the Holger Nielsen method (back pressure-arm lift) or proper respiratory device. If breathing is difficult, give oxygen. Call a physician.

EYE CONTACT: In case of contact, immediately flush eyes with plenty of clean running water for at least 15 minutes, lifting the upper and lower lids occasionally. Remove contact lenses, if worn. Get medical attention immediately.

SKIN CONTACT: In case of contact, immediately flush skin with plenty of clean running water for at least 15 minutes, while removing contaminated clothing and shoes. If burn or irritation occurs, call a physician.

INGESTION: If swallowed, DO NOT induce vomiting. Get medical attention immediately. If victim is fully conscious, give plenty of water to drink. Never give anything by mouth to an unconscious person.

NOTE TO PHYSICIANS: The primary hazard of this product is the corrosivity effect on the eyes, skin and mucous membranes. If this product is ingested, it may be advisable to insert a gastric tube to relieve or prevent increased pressure that may result from the rapid evolution of Oxygen gas upon decomposition. Delayed pulmonary edema can occur several hours after initial exposure.

5. FIRE FIGHTING MEASURES

Flashpoint and Method: This product does not flash.

Flammable Limits (in air, % by volume) **Lower:** Not applicable **Upper:** Not applicable

Autoignition Temperature: Not applicable

GENERAL HAZARD: The Uniform Fire Code physical hazard classification for this product is: **Oxidizer, Class 2**; and the health hazard is: **Corrosive.** This product is not flammable, but thermal decomposition will release Oxygen, which will increase the explosive limits and the burning rate of flammable or combustible materials. This product may produce hazardous vapors, mists or decomposition products.

FIRE FIGHTING INSTRUCTIONS: **EXTINGUISHING MEDIA:** Flood with water.
Use a water spray or fog to cool the containers exposed to the heat of a fire.

FIRE FIGHTING EQUIPMENT: Fire fighters should wear full protective equipment, including self-contained breathing apparatus.

HAZARDOUS COMBUSTION PRODUCTS: When heated to dryness and decomposition, it emits Hydrogen Peroxide, Oxygen gas and water vapor.

6. ACCIDENTAL RELEASE MEASURES

LAND SPILL: Remove all combustible materials. Wearing recommended protective equipment and clothing, dike the spill and pick up the bulk of liquid using non-sparking tools, or absorb the liquid in sand or a non-combustible absorbent. Place in approved containers for disposal or satellite accumulation. ***CAUTION: Oxidizer wastes are not to be mixed with any other wastes, including other oxidizer wastes.*** Do not return this product to the original containers. Flush the spill area with water; collect the rinsates for disposal or sewer, as appropriate.

WATER SPILL: Wear recommended protective equipment and clothing if contact with hazardous material can occur. Stop or divert water flow. Dike contaminated water and remove for disposal and/or treatment. As appropriate, notify all downstream users of possible contamination.

IMPORTANT: While Brenntag believes the information contained herein to be accurate, Brenntag makes no representation or warranty, express or implied, regarding, and assumes no liability for, the accuracy or completeness of the information. The Buyer assumes all responsibility for handling, using and/or reselling the Product in accordance with the applicable federal, state, and local law. This MSDS shall not in any way limit or preclude the operation and effect of any of the provisions of Brenntag's terms and conditions of sale.

7. HANDLING AND STORAGE

STORAGE TEMPERATURE: Below 38° C. (100° F.) **STORAGE PRESSURE:** Ambient

GENERAL: Store in a cool, dry, well-ventilated area away from sources of high intensity heat and incompatible materials or products. Do not expose to direct sunlight. Store in vented containers. This product can be potentially "explosive", due to the rapid evolution of Oxygen gas, when contaminated with other chemicals, metals or even dirt. Avoid concentrating the Hydrogen Peroxide by the evaporation of the water. This product is a strong oxidizer and should be separated from all flammable or combustible products or materials, including wood.

Do not get this product in eyes, on skin or on clothing. Wear recommended personnel protective equipment when handling this product. Do not breathe vapors, mists or aerosols. Use only with adequate ventilation. Keep the container tightly closed when not in use. Wash thoroughly after handling this product.

8. EXPOSURE CONTROLS / PERSONAL PROTECTION

CONTROL MEASURES: Use a local or general, mechanical exhaust ventilation system capable of maintaining emissions, in the work area, below the OSHA-PEL or ACGIH-TLV.

RECOMMENDED PERSONAL PROTECTIVE EQUIPMENT

RESPIRATOR: For exposures above the OSHA-PEL or ACGIH-TLV, but less than 10 ppm Hydrogen Peroxide, wear a NIOSH approved full facepiece or half mask air-purifying cartridge respirator equipped with a good particulate / mist cartridge, or a supplied air respirator.

NIOSH recommendations for exposures:

Greater than 10 ppm, but less than 25 ppm, use a supplied air respirator;

Greater than 25 ppm, but less than 50 ppm, use a full facepiece, continuous flow, supplied air respirator;

Greater than 50 ppm, but less than 75 ppm, use a full facepiece supplied air respirator or self-contained breathing apparatus (SCBA);

EYES: Wear chemical goggles (recommended by ANSI Z87.1-1979), unless a full facepiece respirator is worn.

GLOVES: Wear Butyl Rubber, Nitrile, Viton, Responder, Tychem TK or Natural Rubber gloves when handling this product.

CLOTHING & EQUIPMENT: Wear a Butyl Rubber, Nitrile or Natural Rubber apron or full protective clothing when handling this product. An eyewash station and safety shower should be available in the work area.

FOOTWEAR: Wear Butyl Rubber, Nitrile or Natural Rubber boots.

9. PHYSICAL AND CHEMICAL PROPERTIES

Appearance:	Clear, colorless	**Bulk Density (pounds/ft³):**	Not applicable
Physical State:	Liquid	**Vapor Pressure:**	About 23 mm Hg @ 30° C.
Odor:	Sharp	**Vapor Density (air=1):**	No data available
Odor Threshold:	No data available	**Evaporation Rate (n-Butyl Acetate=1):**	Less than 1
Molecular Formula:	H_2O_2 (in water)	**VOC Content:**	Not applicable
Molecular Weight:	34.02 (in water)	**% Volatile:**	100
Boiling Point:	Greater than 100° C. (212° F.)	**Solubility in H_2O:**	Complete
Freezing/Melting Point:	Less than 0° C. (32° F.)	**Octanol/Water Partition Coefficient:**	No data available
Specific Gravity:	1.069 to 1.195 @ 25° C.	**pH (as is):**	About (2.96-20%) to (1.34-50%)
Density (pounds/gallon):	8.92 to 9.97	**pH (1% solution):**	No data available

10. STABILITY AND REACTIVITY

GENERAL: This product is stable and hazardous polymerization will not occur.

CONDITIONS TO AVOID: Hot storage, above 38° C. (100° F.).

INCOMPATIBLE MATERIAL: Caustics and strong alkali, all metals and metal salts, other oxidizers and all oxidizable substances.

HAZARDOUS DECOMPOSITION PRODUCTS: When heated to dryness and decomposition, it emits Hydrogen Peroxide, Oxygen gas and water vapor.

SENSITIVITY TO MECHANICAL IMPACT: This product is not sensitive to mechanical impact.

SENSITIVITY TO STATIC DISCHARGE: This product is not sensitive to static discharge.

IMPORTANT: While Brenntag believes the information contained herein to be accurate, Brenntag makes no representation or warranty, express or implied, regarding, and assumes no liability for, the accuracy or completeness of the information. The Buyer assumes all responsibility for handling, using and/or reselling the Product in accordance with the applicable federal, state, and local law. This MSDS shall not in any way limit or preclude the operation and effect of any of the provisions of Brenntag's terms and conditions of sale.

11. TOXICOLOGICAL INFORMATION

Components:	**Hydrogen Peroxide**
Eye Contact:	No data available
Skin Contact:	No data available
Oral Rat LD_{50}:	1,518 mg/kg (8 – 20% solution)
Dermal Rabbit LD_{50}:	No data available
Inhalation Rat LC_{50}:	2 gm/m^3/4 hours
Human Data:	Oral Man LD_{Lo}: 1,429 mg/kg (30% solution)
Other Toxicological Data:	Dermal Rat LD_{50}: 4,060 mg/kg (90% solution)
Carcinogenicity:	Oral Mouse TD_{Lo}: 622 gm/kg/2 Years-Continuous; Tumorigenic – Carcinogenic by RTECS criteria; Gastrointestinal - Tumors (30% solution)
Teratogenicity:	No data available
Mutagenicity:	Human DNA Damage; lymphocyte: 9 umol/Liter
Synergistic Products:	None reported
Target Organs:	Eyes, Skin, Mucous membranes, Lungs, Gastrointestinal tract & Central Nervous System
Medical Conditions Aggravated By Exposure:	Skin, Respiratory or Gastrointestinal disorders

12. ECOLOGICAL INFORMATION

ENVIRONMENTAL FATE:

This product is completely soluble in water and can affect the pH of water. No specific environmental fate data is available, but it is expected to readily break down to Oxygen and water, if introduced into the environment.

ENVIRONMENTAL CONSIDERATIONS:

The aquatic toxicity for this product has not been determined.

13. DISPOSAL CONSIDERATIONS

RCRA 40 CFR 261 CLASSIFICATON: Ignitable Waste

U.S. EPA WASTE NUMBER/DESCRIPTION: D001

If this material is disposed of as shipped, it meets the criteria of a hazardous waste as defined under 40 CFR 261 due to its ignitability. If this product becomes a waste, it will be a hazardous waste which is subject to the Land Disposal Restrictions under 40 CFR 268 and must be managed accordingly. As a hazardous liquid waste, it must be disposed of in accordance with local, state, and federal regulations in a permitted hazardous waste treatment, storage, and disposal facility, by incineration.

14. TRANSPORTATION INFORMATION

DOT PROPER SHIPPING NAME: **Hydrogen peroxide, aqueous solutions**

Hazard Class: 5.1 (8) **UN Number:** UN2014 **Packing Group:** II
Primary Label: Oxidizer **Subsidiary Label(s):** Corrosive
Primary/Subsidiary Placards: Oxidizer / Corrosive

DOT Reportable Quantity (RQ): Not listed **RQ for Product:** Not applicable
Marine Pollutant: No

2004 North American Emergency Response Guidebook No.: 140

TDG PROPER SHIPPING NAME: **HYDROGEN PEROXIDE, AQUEOUS SOLUTION**

Hazard Class: 5.1 (8) **UN Number:** UN2014 **Packing Group:** II
Primary Label: Oxidizer **Subsidiary Label(s):** Corrosive
Primary/Subsidiary Placards: Oxidizer

TDG Reportable Quantity (RQ): # At least 50 kg or 50 liters
TDG Schedule XII: Not listed
Regulated Limit (RL): ## Not listed **RL for Product:** Not applicable

Other Shipping Information: See page 6, section 16 for additional information on shipping Hydrogen Peroxide, aqueous solutions.

Canadian Transportation of Dangerous Goods Regulations (TDGR), Part IX, Table I, Quantities or levels for Immediate Reporting: releases of reportable quantities, RQ, that meet the definition of a "dangerous occurrence" (a threat to life, health, property, or the environment) must be reported to the appropriate authorities as outlined in TDGR 9.13(1) and 9.14(1).

Reporting to Environment Canada is required for any releases exceeding the regulated limits, RL, of 9.2 materials (primary or secondary). The regulated limits are found in Schedule XIII of the TDGR.

IMPORTANT: While Brenntag believes the information contained herein to be accurate, Brenntag makes no representation or warranty, express or implied, regarding, and assumes no liability for, the accuracy or completeness of the information. The Buyer assumes all responsibility for handling, using and/or reselling the Product in accordance with the applicable federal, state, and local law. This MSDS shall not in any way limit or preclude the operation and effect of any of the provisions of Brenntag's terms and conditions of sale.

15. REGULATORY INFORMATION

COMPONENTS:	**Hydrogen Peroxide**
OSHA Target Organs:	Eyes, Skin, Mucous membranes, Lungs, Gastrointestinal tract & Central Nervous System

Carcinogenic Potential:

Regulated by OSHA:	No
Listed on NTP Report:	No
Listed by IARC:	Yes
IARC Group:	Group 3
ACGIH Appendix A:	Yes (A3)
A1 Confirmed Human:	Not applicable
A2 Suspected Human:	Not applicable

U.S. EPA Requirements

Release Reporting

CERCLA (40 CFR 302)

Listed Substance:	Not listed
Reportable Quantity:	Not applicable
Category:	Not applicable
RCRA Waste No.:	Not applicable
Unlisted Substance:	Yes
Reportable Quantity:	100 pounds
Characteristic:	Ignitability
RCRA Waste No.:	D001

SARA TITLE III

Section 302 & 303 (40 CFR 355):

Listed Substance:	Not listed
Reportable Quantity:	Not applicable
Planning Threshold:	Not applicable

Section 311 & 312 (40 CFR 370):

Hazard Categories (**product**): **Fire: Y** **Sudden Release of Pressure: N** **Reactive: N** **Acute Health: Y** **Chronic Health: N**

Planning threshold: 10,000 pounds

Section 313 (40 CFR 372):

Listed Toxic Chemical:	Not listed
Reporting Threshold:	Not applicable

U.S. TSCA Status

Listed (40 CFR 710): Yes

State Regulations

State of California: Safe Drinking Water and Toxins Enforcement Act, 1986 (Proposition 65):

Carcinogen:	No
Reproductive Toxin:	No

Other Regulations

State Right To Know Laws: MA, NJ

Canadian Regulations

Product Information:

Controlled Product:	**Yes**
WHMIS Hazard Symbols:	**Oxidizing Material; Corrosive Material; Dangerously Reactive Material**
WHMIS Class & Division:	**C; E; F**

Ingredient Information:

IDL Substance:	Yes
DSL or NDSL Lists:	DSL

IMPORTANT: While Brenntag believes the information contained herein to be accurate, Brenntag makes no representation or warranty, express or implied, regarding, and assumes no liability for, the accuracy or completeness of the information. The Buyer assumes all responsibility for handling, using and/or reselling the Product in accordance with the applicable federal, state, and local law. This MSDS shall not in any way limit or preclude the operation and effect of any of the provisions of Brenntag's terms and conditions of sale.

16. OTHER INFORMATION

EPA Registration number: Not applicable
Approved Product Uses: Not applicable

Special Notes:
This product does not contain any substances, which the State of California has found to cause cancer and/or birth defects or other reproductive harm.

Additional DOT Notes:
49 CFR 172.505 (d) – "Hazardous materials that possess secondary hazards may exhibit secondary placards that correspond to the placards described in this part, even when not required by this part (see also 172.519 (b) (4) of this subpart)."

All containers holding a Hydrogen Peroxide solution that meets the DOT requirements as a hazardous material will have vented bungs and orientation arrows on two opposite sides that show which end must be up.

Special Instructions:
Store Hydrogen Peroxide 20 - 50% in a cool, dry, well-ventilated area, out of direct sunlight and away from all incompatible materials or products.

MSDS Revision Information: Information Revised This Issue Date: **New product MSDS.**
Form Revision made 2/03/06

MSDS Distributed by: Brenntag Pacific, Inc.
NW Environmental Department
Phone: 503-242-0200 FAX: 503-412-3390

Prepared By:	Edward Doheny	Date Prepared:	September 11, 2008

This Material Safety Data Sheet is provided as an information resource only. It should not be taken as a warranty or representation for which Brenntag Pacific, Inc. assumes legal responsibility. While Brenntag Pacific, Inc. believes the information contained herein is accurate and compiled from sources believed to be reliable, it is the responsibility of the user to investigate and verify its validity. The buyer assumes all responsibility of using and handling the product in accordance with applicable federal, state, and local regulations.

IMPORTANT: While Brenntag believes the information contained herein to be accurate, Brenntag makes no representation or warranty, express or implied, regarding, and assumes no liability for, the accuracy or completeness of the information. The Buyer assumes all responsibility for handling, using and/or reselling the Product in accordance with the applicable federal, state, and local law. This MSDS shall not in any way limit or preclude the operation and effect of any of the provisions of Brenntag's terms and conditions of sale.

ENVIRONMENTAL INCIDENT REPORT

Date/Time: 10/22/2013	**Name/ Title**: Carolyn Creech Crain **Signature:**
Incident Description: Pure Tech was preparing to rinse out truck hoses. Employee hooked up one end to the tank and opened the valve prior to verifying the valve was shut at the other end. About a gallon of resin water impacted the ground. Ph level of the water was 3.5	
Location Of Incident: U3	**Date/Time of Release**: 10/22/13 ~1015
Personnel/ Subcontractor Involved: Pure Tech	**Date/Time Release Stopped:** 10/22/13 ~1015
Containment: Valve was shut and impacted soil will be containerized for disposal.	**Product ID or CAS Number:** Resin 69011-18-3/69011-20-7 **Total Amount Released (units):** 1 gallon of water mixture
Date/Time Environmental Services Manager Notified: 10/22/2013 1015 **Person Contacted:** **Notes**:	Was there any off-site impact with threat to human health and/or environment?: **No** Did release reach surface water? **No** If "yes" to either of the above two questions, initiate the Legal Instruction 127 process in coordination with the Manager of Environmental Services.
Description of Corrective Action Taken: Valve was shut and impacted soil was containerized.	
Measures to Prevent Recurrence: Verify work steps prior to proceeding; take two	

Resin U3

MATERIAL SAFETY DATA SHEET

1. Identification of the substance or preparation and of the company/undertaking

1.1. Identification of substance or preparation: **Supergel™ SGA550OH**

Trade name or designation of mixture: Quaternary amine styrene divinylbenzene copolymer in the hydroxide form

EC Number: Not applicable

REACH Registration Number: This mixture is exempted from Registration according to the provisions of Title II and VI and Article 2(9) of REACH

1.2. Use of the substance/preparation: Ion Exchange, Adsorbent, and/or Catalyst

1.3. Company/undertaking Identification:

The Purolite Company
150 Monument Road
Bala Cynwyd, PA 19004 USA
Tel:+1 610 668 9090
Fax:+1 610 668 8139

Name of Manufacturer:

Purolite S.R.L.
Str.Aleea Uzinei nr.11,
505700 Victoria,
Judetul Brasov,
Romania
Tel:+40 26 824 3004
Fax:+40 26 824 3002

Purolite (China) Company Limited,
Qianlong Economic Development Zone,
Qianyuan Town, Deqing County,
Huzhou City, Zhejiang, China 313216
Tel: +86 572 842 2908
Fax:+86 572 842 5345

The Purolite Company
150 Monument Road
Bala Cynwyd, PA 19004 USA
Tel:+1 610 668 9090
Fax:+1 610 668 8139

Responsible Person: Ken Shaner

Email: msds@purolite.com

1.4. Emergency Telephone: USA Toll Free: + 1 866 387 7344, 24 hours 7 days a week

USA Direct: + 1 760 602 8703, 24 hours 7 days a week

BECHTEL
lvanpah ivanpah
25542-000-V1A-MWDC-00173
Submittal #: 001
SUPPLIER DOCUMENT STATUS
Code: 1

STATUS NO.
1 Work may proceed
1C Work may proceed. Editorial comments need only be incorporated if revised for other purposes.
2 Resubmittal required. Work may proceed subject to resolution of indicated comments
3 Rejected. Revise and resubmit.
4 Review not required. Work may proceed.

Permission to proceed does not constitute acceptance or approval of design detail, calculations, analyses, test methods or materials developed or selected by the Supplier and does not relieve the Supplier from full compliance with contractural obligations.

Responsible Engineer: Lorie Palkow
Date Issued: nulldate 01/14/13
Agreement Requirement No.:
Equipment No.:

2. Hazards identification

Emergency overview
- Physical state: Solid (bead)
- Color: White, yellow, pale amber, cream, blue spherical beads
- Odor: Amine

- Contact with eyes: Warning! Causes eye irritation (R36)
- Contact with skin: Warning! Causes mild skin irritation

Low hazard for unusal industrial or commercial handling by trained personnel

OSHA regulatory status
- This mixture is hazardous according to OSHA 29CFR 1910.1200

Potential health effects
- Inhalation: Limited inhalation hazard at normal work temperatures.
- Eye Contact: May cause temporary eye irritation
- Skin Contact: May be slightly irritating to skin
- Ingestion: Under normal conditions of intended use, this material does not pose a risk to health. However, ingestion may cause irritation and malaise
- Chronic Health Effects: No other specific acute or chronic health impact noted noted.
- Target Organ(s): Eye / Skin
- Potential Physical / Chemical Effects: This mixture is not flammable

Environmental effects
-- May change the pH of receiving waters in case of major spillages

3. Composition/information on ingredients

3.1 Ingredient	Concentration	CAS Number	R Phrases	Symbol
Quaternary amine styrene divinylbenzene copolymer in the hydroxide form	18-47%	69011-18-3	R36	Xi
Water	53-82%	7732-18-5	-	-

4. First aid measures

Inhalation
- No specific first aid measures noted

Eye Contact
- Any material that contacts the eye should be washed out immediately with water. If easy to do, remove any contact lenses. Get medical attention if any discomfort continues

Skin Contact
- Wash skin with soap and water

Ingestion
- Immediately rinse mouth and drink plenty of water (200-300 ml). Large quantities: Get medical attention if irritation persists

5. Fire-fighting measures

Flammable Properties
-NFPA Rating Fire = 1
Extinguishing media
-Extinguish with foam, carbon dioxide, dry powder or water fog

Unsuitable extinguishing media
-Not applicable

Special fire fighting procedures
-Self-contained breathing apparatus and full protective clothing must be worn in case of fire

Unusual fire and explosion hazards
-Not available

Hazardous combustion products
-Thermal decomposition or combustion may liberate carbon oxides and other toxic gases or vapours

Protective measures
-Selection of respiratory protection for fire fighting: follow the general fire precautions indicated in the workplace

6. Accidental release measures

Personal precautions
- Keep people away
- Spillage causes slippery surface

Environmental precautions
- Do not allow to enter public sewers and watercourses

Methods for cleaning up
- Sweep up as much as possible and transfer to plastic containers for recovery or disposal

7. Handling and storage

7.1 Handling
- Avoid contact with eyes and prolonged skin contact. See section 8 of the MSDS for personal protective equipment

7.2 Storage
- Store at temperatures above 0 °C
- Store at temperatures below 40 °C
- Keep in original container
- Keep container tightly closed to prevent the loss of water
- Store away from incompatible materials

8. Exposure controls/personal protection

8.1 Exposure limits
- No exposure limits noted for mixture

8.2 Exposure controls
- Provide adequate ventilation

8.2.1 Occupational exposure controls
- Respiratory Protection: If engineering controls do not maintain airborne concentrations below recommended exposure limits (where applicable) or to an acceptable level (in countries where exposure limits have not been established), an approved respirator must be worn. In the United States of America, if respirators are used, a program should be instituted to assure compliance with OSHA Standard 63 FR 1152, January 8, 1998. Respirator type: High-efficiency particulate respirator
- Eye Protection: Risk of contact: Wear approved safety goggles.
- Hand Protection: Risk of contact: Wear protective gloves. Suitable gloves can be recommended by the glove supplier.
- Skin Protection: Risk of contact: Use skin protection. It is a good industrial hygiene practice to minimize skin contact.

8.2.2 Hygiene Measures
- Always observe good personal hygiene measures, such as washing after handling the material and before eating, drinking, and/or smoking. Routinely wash work clothing and protective equipment to remove contaminants

8.2.3 Environmental exposure controls
- Environmental manager must be informed of all major spillages

9. Physical and chemical properties

9.1
- Appearance: White, yellow, pale amber, cream, blue spherical beads
- Odor: Amine
- Odor Threshold: Not available
- Physical State: Solid (bead)
- pH: Alkaline as aqueous slurry
- Melting Point: Not available
- Freezing Point: Not available
- Boiling Point: Not available
- Flash Point: Not available
- Evaporation Rate: Not available
- Flammability (solid, gas): Not available
- Flammability Limit - Upper/Flammability Limit - Lower (%): Not available
- Vapor Pressure: Not available
- Vapor Density (Air=1): Not available
- Specific Gravity: 1.04 -1.12
- Solubility in Water: Insoluble
- Solubility (Other): Not available
- Partition Coefficient (n-Octanol/water): Not available
- Auto Ignition Temperature: Not available
- Decomposition Temperature: Not available

10. Stability and reactivity

10.1 Conditions to avoid
- Considered stable under normal conditions
- Avoid heat

10.2 Materials to avoid
- Incompatible with strong oxidising substances. Contact with strong oxidisers, especially nitric acid, may produce low molecular weight organics that may form explosive mixtures

10.3 Hazardous decomposition products
- At Elevated Temperatures: monomers, residual organics, amines, carbon and nitrogen oxides

10.4 Possibility of Hazardous Reactions: Not available

11. Toxicological information

Acute toxicity
- No evidence of acute toxicity

Carcinogenicity
- No evidence of carcinogenic effects

Teratogenicity
- No evidence of reproductive effects

Mutagenicity
- No evidence of mutagenic effects

12. Ecological information

12.1 Ecotoxicity
- No data available

12.2 Mobility
- The mixture is insoluble in water and will sediment in water systems

12.3 Persistence and degradability
- The mixture is not readily biodegradable

12.4 Bioaccumulative potential
- Potential to bioaccumulate is low

12.5 Other adverse effects
- No data available

13. Disposal considerations

General Information
- Dispose of waste and residues in accordance with local authority requirements

Disposal Methods
- No specific disposal method required

Container
- Since emptied containers retain product residue, follow label warnings even after container is emptied

14. Transport information

- DOT Not regulated
- TDG Not regulated
- IATA Not regulated
- IMDG Not regulated

15. Regulatory information

Canadian Controlled Products Regulations
- This mixture has been classified according to the hazard criteria of the Canadian Controlled Products Regulations, Section 33, and the MSDS contains all required information

WHMIS Classification
- This is not a WHMIS controlled mixture

Mexican Dangerous Statement
- This mixture is not dangerous according to Mexican regulations

Applicable International laws and regulations
- This mixture meets the OECD polymer definition and is therefore exempt from REACH registration

Inventory Status
- This mixture or all components are listed or exempt from listing on the following inventory: TSCA, DSL

US Regulations
- CERCLA Hazardous Substance List (40 CFR 302.4): Not regulated

SARA Title III
- Section 302 Extremely Hazardous Substances (40 CFR 355, Appendix A): Not regulated
- Section 311/312 (40 CFR 370):
Acute (Immediate) Chronic (Delayed) Fire Reactive Pressure Generating
- Section 313 Toxic Release Inventory (40 CFR 372): Not regulated

Clean Air Act (CAA) Section 112(r) Accidental Release Prevention (40 CFR 68.130)
- Not regulated

Clean Water Act Section 311 Hazardous Substances (40 CFR 117.3)
- Not regulated

Drug Enforcement Act
- Not regulated

TSCA
- TSCA Section 4(a) Final Test Rules & Testing Consent Orders: Not regulated
- TSCA Section 5(a)(2) Final Significant New Use Rules (SNURs) (40CFR 721, Subpt. E): Not regulated
- TSCA Section 5(e) PMN-Substance Consent Orders: Not regulated
- TSCA Section 12(b) Export Notification (40 CFR 707, Subpt. D): Not regulated

State Regulations
- California Safe Drinking Water and Toxic Enforcement Act of 1986

(Proposition 65): Not regulated
- Massachusetts Right-To-Know List: Not regulated
- Michigan Critical Materials List (Michigan Natural Resources and Environmental Protection Act (Act. 451 of 1994)): Not regulated
- Minnesota Hazardous Substances List: Not regulated
- New Jersey Right-To-Know List: Not regulated
- Pennsylvania Right-To-Know List: Not regulated
- Rhode Island Right-To-Know List: Not regulated

16. Other information

HAZARD RATINGS

	Health Hazard	Fire Hazard	Instability	Special Hazard
NFPA	1	1	0	0

Hazard rating: 0 - Minimal; 1 - Slight; 2 - Moderate; 3 - Serious; 4 - Severe
NFPA Label colored diamond code: Blue - Health; Red - Flammability; Yellow - Instability; White - Special Hazards

	Health Hazard	Flammability	Physical Hazard	Personal Protection
HMIS	1	1	0	--

Hazard rating: 0 - Minimal; 1 - Slight; 2 - Moderate; 3 - Serious; 4 - Severe
HMIS Label colored bar code: Blue - Health; Red - Flammability; Orange - Physical Hazards; White - Special

-Relevant Hazard Statements: (H319) Causes serious eye irritation
-Relevant R phrases: R36 Irritating to eyes

Note:
The information provided in this material safety data sheet is based on current knowledge about the product and current legal requirements and standards. It relates specifically to health, safety and environmental requirements and standards, may not identify all hazards associated with the product or its uses or misuses, does not signify any warranty with regard to the properties of the product, and only applies when the product is used for the purposes indicated in section 1. This product is not sold as suitable for other purposes and such other usage may cause risks not mentioned in this safety data sheet.

Issue date: December 5, 2012
Revision date: December 5, 2012

MATERIAL SAFETY DATA SHEET

1. Identification of the substance or preparation and of the company/undertaking

1.1. Identification of substance or preparation: **Supergel™ SGC650H**

Trade name or designation of mixture: Polystyrene sulfonic acid

EC Number: Not applicable

REACH Registration Number: This mixture is exempted from Registration according to the provisions of Title II and VI and Article 2(9) of REACH

1.2. Use of the substance/preparation: Ion Exchange, Adsorbent, and/or Catalyst

1.3. Company/undertaking Identification:

The Purolite Company
150 Monument Road
Bala Cynwyd, PA 19004 USA
Tel:+1 610 668 9090
Fax:+1 610 668 8139

Name of Manufacturer:

Purolite S.R.L.
Str.Aleea Uzinei nr.11,
505700 Victoria,
Judetul Brasov,
Romania
Tel:+40 26 824 3004
Fax:+40 26 824 3002

Purolite (China) Company Limited,
Qianlong Economic Development Zone,
Qianyuan Town, Deqing County,
Huzhou City, Zhejiang, China 313216
Tel: +86 572 842 2908
Fax:+86 572 842 5345

The Purolite Company
150 Monument Road
Bala Cynwyd, PA 19004 USA
Tel:+1 610 668 9090
Fax:+1 610 668 8139

Responsible Person: Ken Shaner

Email: msds@purolite.com

1.4. Emergency Telephone: USA Toll Free: + 1 866 387 7344, 24 hours 7 days a week

USA Direct: + 1 760 602 8703, 24 hours 7 days a week

BECHTEL
Ivanpah ivanpah
25542-000-V1A-MWDC-00174
Submittal #: 001
SUPPLIER DOCUMENT STATUS
Code: 1

STATUS NO.
1 Work may proceed
1C Work may proceed. Editorial comments need only be incorporated if revised for other purposes.
2 Resubmittal required. Work may proceed subject to resolution of indicated comments
3 Rejected. Revise and resubmit.
4 Review not required. Work may proceed.

Permission to proceed does not constitute acceptance or approval of design detail, calculations, analyses, test methods or materials developed or selected by the Supplier and does not relieve the Supplier from full compliance with contractural obligations.

Responsible Engineer: Lorie Palkow
Date Issued: nulldate 01/15/13
Agreement Requirement No.:
Equipment No.:

2. Hazards identification

Emergency overview
- Physical state: gold, amber, light brown, dark brown, black, green, purple solid (bead)
- Odor: Not applicable

- Contact with eyes: Warning! Causes eye irritation (R36)
- Contact with skin: Warning! Causes mild skin irritation

Low hazard for unusual industrial or commercial handling by trained personnel

OSHA regulatory status
- This mixture is hazardous according to OSHA 29CFR 1910.1200

Potential health effects
- Inhalation: Limited inhalation hazard at normal work temperatures
- Eye Contact: May cause temporary eye irritation
- Skin Contact: May be slightly irritating to skin
- Ingestion: Under normal conditions of intended use, this material does not pose a risk to health However, ingestion may cause irritation and malaise
- Chronic Health Effects: No other specific acute or chronic health impact noted noted
- Target Organ(s): Eye / Skin
- Potential Physical / Chemical Effects: This mixture is a combustible per NFPA

Environmental effects
- May change the pH of receiving waters in case of major spillages

3. Composition/information on ingredients

3.1	Ingredient	Concentration	CAS Number	Hazard Statement	R Phrases	Hazard Pictogram	Symbol
	Polystyrene sulfonic acid	35-65%	69011-20-7	H319	R36	GH07	Xi
	Water	35-65%	7732-18-5	-	-	-	-

4. First aid measures

Inhalation
- No specific first aid measures noted

Eye Contact
- Any material that contacts the eye should be washed out immediately with water. If easy to do, remove any contact lenses. Get medical attention if any discomfort continues

Skin Contact
- Wash skin with soap and water

Ingestion
- Immediately rinse mouth and drink plenty of water (200-300 ml). Large quantities: Get medical attention if irritation persists

5. Fire-fighting measures

Flammable Properties
-NFPA Rating Fire = 1
Extinguishing media
-Extinguish with foam, carbon dioxide, dry powder or water fog

Unsuitable extinguishing media
-Not applicable

Special fire fighting procedures
-Self-contained breathing apparatus and full protective clothing must be worn in case of fire

Unusual fire and explosion hazards
-Not available

Hazardous combustion products
-Thermal decomposition or combustion may liberate carbon oxides and other toxic gases or vapours

Protective measures
-Selection of respiratory protection for fire fighting: follow the general fire precautions indicated in the workplace

6. Accidental release measures

Personal precautions
- Keep people away
- Spillage causes slippery surface

Environmental precautions
- Do not allow to enter public sewers and watercourses

Methods for cleaning up
- Sweep up as much as possible and transfer to plastic containers for recovery or disposal

7. Handling and storage

7.1 Handling
- Avoid contact with eyes and prolonged skin contact. See section 8 of the MSDS for personal protective equipment

7.2 Storage
- Store at temperatures above 0 °C
- Store at temperatures below 40 °C
- Keep in original container
- Keep container tightly closed to prevent the loss of water
- Store away from incompatible materials

8. Exposure controls/personal protection

8.1 Exposure limits
- No exposure limits noted for mixture

8.2 Exposure controls
- Provide adequate ventilation

8.2.1 Occupational exposure controls
- Respiratory Protection: If engineering controls do not maintain airborne concentrations below recommended exposure limits (where applicable) or to an acceptable level (in countries where exposure limits have not been established), an approved respirator must be worn. In the United States of America, if respirators are used, a program should be instituted to assure compliance with OSHA Standard 63 FR 1152, January 8, 1998. Respirator type: High-efficiency particulate respirator
- Eye Protection: Risk of contact: Wear approved safety goggles
- Hand Protection: Risk of contact: Wear protective gloves. Suitable gloves can be recommended by the glove supplier
- Skin Protection: Risk of contact: Use skin protection. It is a good industrial hygiene practice to minimize skin contact

8.2.2 Hygiene Measures
- Always observe good personal hygiene measures, such as washing after handling the material and before eating, drinking, and/or smoking. Routinely wash work clothing and protective equipment to remove contaminants

8.2.3 Environmental exposure controls
- Environmental manager must be informed of all major spillages

9. Physical and chemical properties

9.1
- Appearance: Gold, amber, light brown, dark brown, black, green, purple beads
- Odor: Odorless
- Odor Threshold: Not available
- Physical State: Solid (bead)
- pH: acidic as aqueous slurry
- Melting Point: Not available
- Freezing Point: Not available
- Boiling Point: Not available
- Flash Point: Not available
- Evaporation Rate: Not available
- Flammability (solid, gas): Not available
- Flammability Limit - Upper/Flammability Limit
- Lower (%): Not available
- Vapor Pressure: Not available
- Vapor Density (Air=1): Not available
- Specific Gravity: 1.20 - 1.30
- Solubility in Water: Insoluble
- Solubility (Other): Not available
- Partition Coefficient (n-Octanol/water): Not available
- Auto Ignition Temperature: Not available
- Decomposition Temperature: Not available

10. Stability and reactivity

10.1 Conditions to avoid
- Considered stable under normal conditions
- Avoid heat

10.2 Materials to avoid
- Incompatible with strong oxidising substances. Contact with strong oxidisers, especially nitric acid, may produce low molecular weight organics that may form explosive mixtures

10.3 Hazardous decomposition products
- At Elevated Temperatures: Monomers, residual organics, carbon and sulfur oxides

10.4 Possibility of Hazardous Reactions: Not Available

11. Toxicological information

Acute toxicity
- No evidence of acute toxicity

Carcinogenicity
- No evidence of carcinogenic effects

Teratogenicity
- No evidence of reproductive effects

Mutagenicity
- No evidence of mutagenic effects

12. Ecological information

12.1 Ecotoxicity
- No data available

12.2 Mobility
- The mixture is insoluble in water and will sediment in water systems

12.3 Persistence and degradability
- The mixture is not readily biodegradable

12.4 Bioaccumulative potential
- Potential to bioaccumulate is low

12.5 Other adverse effects
- No data available

13. Disposal considerations

General Information
- Dispose of waste and residues in accordance with local authority requirements

Disposal Methods
- No specific disposal method required

Container
- Since emptied containers retain product residue, follow label warnings even after container is emptied

14. Transport information

- DOT Not regulated
- TDG Not regulated
- IATA Not regulated
- IMDG Not regulated

15. Regulatory information

Canadian Controlled Products Regulations
- This mixture has been classified according to the hazard criteria of the Canadian Controlled Products Regulations, Section 33, and the MSDS contains all required information

WHMIS Classification
- This is not a WHMIS controlled mixture

Mexican Dangerous Statement
- This mixture is not dangerous according to Mexican regulations

Applicable International laws and regulations
- This mixture meets the OECD polymer definition and is therefore exempt from REACH registration

Inventory Status
- This mixture or all components are listed or exempt from listing on the following inventory: TSCA, DSL

US Regulations
- CERCLA Hazardous Substance List (40 CFR 302.4): Not regulated
SARA Title III
- Section 302 Extremely Hazardous Substances (40 CFR 355, Appendix A): Not regulated
- Section 311/312 (40 CFR 370):
Acute (Immediate) Chronic (Delayed) Fire Reactive Pressure Generating
- Section 313 Toxic Release Inventory (40 CFR 372): Not regulated

Clean Air Act (CAA) Section 112(r) Accidental Release Prevention (40 CFR 68.130)
- Not regulated

Clean Water Act Section 311 Hazardous Substances (40 CFR 117.3)
- Not regulated

Drug Enforcement Act
- Not regulated

TSCA
- TSCA Section 4(a) Final Test Rules & Testing Consent Orders: Not regulated
- TSCA Section 5(a)(2) Final Significant New Use Rules (SNURs) (40CFR 721, Subpt. E): Not regulated
- TSCA Section 5(e) PMN-Substance Consent Orders: Not regulated
- TSCA Section 12(b) Export Notification (40 CFR 707, Subpt. D): Not regulated

State Regulations
- California Safe Drinking Water and Toxic Enforcement Act of 1986 (Proposition 65): Not regulated
- Massachusetts Right-To-Know List: Not regulated
- Michigan Critical Materials List (Michigan Natural Resources and Environmental Protection Act (Act. 451 of 1994)): Not regulated
- Minnesota Hazardous Substances List: Not regulated
- New Jersey Right-To-Know List: Not regulated
- Pennsylvania Right-To-Know List: Not regulated
- Rhode Island Right-To-Know List: Not regulated

16. Other information

HAZARD RATINGS

	Health Hazard	Fire Hazard	Instability	Special Hazard
NFPA	1	1	0	0

Hazard rating: 0 - Minimal; 1 - Slight; 2 - Moderate; 3 - Serious; 4 - Severe
NFPA Label colored diamond code: Blue - Health; Red - Flammability; Yellow - Instability; White - Special Hazards

	Health Hazard	Flammability	Physical Hazard	Personal Protection
HMIS	1	1	0	--

Hazard rating: 0 - Minimal; 1 - Slight; 2 - Moderate; 3 - Serious; 4 - Severe
HMIS Label colored bar code: Blue - Health; Red - Flammability; Orange - Physical Hazards; White - Special

-Relevant Hazard Statements: (H319) Causes serious eye irritation
-Relevant R phrases: (R36) Irritating to eyes

Note:
The information provided in this material safety data sheet is based on current knowledge about the product and current legal requirements and standards. It relates specifically to health, safety and environmental requirements and standards, may not identify all hazards associated with the product or its uses or misuses, does not signify any warranty with regard to the properties of the product, and only applies when the product is used for the purposes indicated in section 1. This product is not sold as suitable for other purposes and such other usage may cause risks not mentioned in this safety data sheet.

Issue date: December 7, 2012
Revision date: December 7, 2012

ENVIRONMENTAL INCIDENT REPORT

Date/Time: 10/24/13	**Name/ Title**: Carolyn Creech Crain **Signature:**
Incident Description: A crane set up for work at the HAB developed a hydraulic leak.	
Location Of Incident: HAB	**Date/Time of Release**: 10/24/13
Personnel/ Subcontractor Involved: Bechtel	**Date/Time Release Stopped:** 10/24/13
Containment: Impacted soil was containerized for disposal	**Product ID or CAS Number:** Hydraulic Fluid **Total Amount Released (units):** 1 quart
Date/Time Environmental Services Notified: 10/24/13 ~12:00 **Person Contacted:** Carolyn Creech Crain **Notes**:	Was there any off-site impact with threat to human health and/or environment?: **No** Did release reach surface water? **No** If "yes" to either of the above two questions, initiate the Legal Instruction 127 process in coordination with the Manager of Environmental Services.
Description of Corrective Action Taken:. Mechanics were called to repair the hydraulic leak. Impacted soil was containerized for disposal	
Measures to Prevent Recurrence: Frequent maintenance of equipment.	

HAB Hydraulic Oil

Unimark Oil Company Material Safety Data Sheet

UNIMARK OIL COMPANY **Information:** **870 864-6275**
484 E. 6TH ST. **Emergency:** **870-881-8700, Ext. 1163**
SMACKOVER, AR 71762 **Fax:** **870 864-8656**

SECTION 1 CHEMICAL PRODUCT AND COMPANY IDENTIFICATION

Product: **NAPA QUALITY R&O & AW HYDRAULIC OILS AW,32,46,68, 85-101,85-105,85-155, 85-705,85-755, 85-805 85-855, 85-905, 85-955**

CAS Registry Number: Not applicable for mixtures.
Synonyms: MVI Hydraulic Fluids, AW Hydraulic Oils, R&O Hydraulic Oils
Item Number:
Generic/Chemical Name: Petroleum hydrocarbon fluid.
Product Type: Anti-wear , Rust and Oxidation Inhibited Hydraulic Oil
Preparation/Revision Date: 8-15-02

SECTION 2 COMPOSITION / INFORMATION ON INGREDIENTS

INGREDIENTS	CAS #	%	ACGIH TWA	OSHA PEL	OSHA STEL	SKIN
Severely hydrotreated naphthenic mineral oil	Mixture	90-100	5 mg/m³ (oil mist)	5 mg/m³ (oil mist)	10 mg/m³ (oil mist)	NO
Paraffinic base oil	Mixture	<10	5 mg/m³ (oil mist)	5 mg/m³ (oil mist)	10 mg/m³ (oil mist)	NO
Zinc Dialkyl Dithiophosphate	68649-42-3	<0.5	5 mg/m³ (oil mist)	5 mg/m³ (oil mist)	10 mg/m³ (oil mist)	NO

SECTION 3 HAZARDS IDENTIFICATION

WARNING: - NONE REQUIRED

Eye Contact: This product is not expected to cause eye irritation..
Skin Contact: Avoid prolonged skin contact. This product is not considered a skin irritant. This product may cause skin sensitization and allergic reaction in some individuals where prolonged or repeated contact may result in dermatitis (dryness, chapping and reddening of skin).
Inhalation: Overexposure by inhalation of hot material may cause nonspecific discomfort, such as nausea, headache, or weakness.
Ingestion: Do not ingest. Due to the concentration of oil ingestion is expected to be non-toxic unless lung aspiration occurs. Aspiration may lead to chemical pneumonitis, which is characterized by pulmonary edema and hemorrhage and may be fatal. Signs of lung involvement include increased respiratory rate, increased heart rate, and a bluish discoloration of the skin. Coughing, choking, and gagging are often noted at the time of aspiration. Gastrointestinal discomfort may develop, followed by vomiting with a further risk of aspiration. This product has laxative properties and may result in abdominal cramps and diarrhea.

Unimark Oil Company Material Safety Data Sheet

SECTION 4 FIRST AID MEASURES

Eye Contact: Flush eyes with large amounts of water and continue flushing until irritation subsides. If irritation persists call a physician. If material is hot, treat for thermal burns and take victim to hospital immediately.

Skin Contact: Remove contaminated clothing. Wash contaminated area thoroughly with soap and water. If redness or irritation occurs, seek medical attention. If material is hot, submerge injured area in cold water. If victim is severely burned, remove to a hospital immediately. Wash contaminated clothing before reuse.

Inhalation: If overcome by inhalation of hot vapors, remove to fresh air. Use oxygen if there is difficulty breathing or artificial respiration if breathing has stopped. Do not leave victim unattended. Seek immediate medical attention if necessary.

Oral Contact: DO NOT INDUCE VOMITING. Do not induce vomiting due to aspiration hazard. Immediately give 2 glasses of water. Never give anything by mouth to an unconscious person. If vomiting occurs lower head below knees to avoid aspiration. Seek immediate medical attention.

SECTION 5 FIRE FIGHTING MEASURES

Flash Point: 182°C (360°F) by Cleveland Open Cup, ASTM D 92.

Upper Flammable Limit: Not determined.

Lower Flammable Limit: Not Determined.

Extinguishing Media: Use dry chemical, foam, water fog or carbon dioxide.

Special Fire fighting Procedures: Water may be ineffective but can be used to cool containers exposed to heat or flame. Caution should be exercised when using water or foam as frothing and splattering may occur, especially if sprayed into containers of hot, burning liquid.

Unusual Fire & Explosion Hazards: Dense smoke may be generated while burning. Toxic fumes, gases or vapors may evolve on burning. Heavy flammable vapors may settle along ground level and low spots to create an invisible fire hazard. The vapors may extend to sources of ignition and flash back.

Byproducts of Combustion: Oxides of C, S, and N.

Autoignition Temperature: Not determined.

Explosion Data: Not determined. Care should always be exercised in dust/mist areas.

SECTION 6 ACCIDENTAL RELEASE MEASURES

Spill Control Procedures (Land): Immediately turn off or isolate any source of ignition (pilot lights, electrical equipment, flames, and heaters). Evacuate area and ventilate. Personnel wearing proper protective equipment should contain spill immediately with inert materials (sand, earth, chemical spill pads of cotton) by forming dikes. Dikes should be placed to contain spill in a manner that will prevent material from entering sewers and waterways. Large spill, once contained, may be picked up using explosion proof, non-sparking vacuum pumps, shovels, or buckets, and disposed of in suitable containers for disposal. If a large spill occurs notify appropriate authorities.

Spill Control Procedures (Water): Remove from surface by skimming or with suitable adsorbents. If a large spill occurs notify appropriate authorities.

UNIMARK OIL CO. · 484 E. 6TH ST. • SMACKOVER, AR 71762 USA • PH: 870 864-6275 • FAX: 870 864-8656

Unimark Oil Company Material Safety Data Sheet

SECTION 6 ACCIDENTAL RELEASE MEASURES (continued)

Waste Disposal Method: All disposals must comply with federal, state, and local regulations. The material, if spilled or discarded may be a regulated waste. Refer to state and local regulations. Department of Transportation regulations may apply for transporting this material when spilled. See Section 14.

CAUTION - If spilled material is cleaned up using a regulated solvent, the resulting waste mixture may be regulated.

SECTION 7 HANDLING AND STORAGE

Handling Procedures: Keep containers closed when not in use. Do not transfer to unmarked containers. Fire extinguishers should be kept readily available. See NFPA 30 and OSHA 1910.106 -- Flammable and Combustible Liquids. Empty containers retain product residue which may exhibit hazards of material, therefore do not pressurize, cut, glaze, weld, or use for any other purposes. Return drums to reclamation centers for proper cleaning and reuse.

Storage Procedures: Store containers away from heat, sparks, open flame, or oxidizing materials.

Additional Information: No additional information.

SECTION 8 EXPOSURE CONTROLS / PERSONAL PROTECTION

Personal Protection: Applicable mainly to persons in repeated contact situations such as packaging of product, service/maintenance, and cleanup/spill control personnel.

Respiratory Protection: None required if airborne concentrations are maintained below threshold limits listed on page 1. Otherwise a respiratory protection program meeting OSHA 1910.134 and ANSI Z88.2 requirements must be followed. Where misting may occur, wear an MSHA/NIOSH approved (or equivalent) half-mask for dust/mist air purifying respirator.

Eye Protection: Eye protection is always recommended. If material is handled such that it could be splashed into the eyes, wear safety glasses with side shields or vented/splash proof goggles (ANSI Z87.1 or approved equivalent).

Hand Protection: Impervious gloves such as neoprene or nitrile rubber to avoid skin sensitization and absorption.

Other Protection: Use of an apron and over-boots of chemically impervious materials such as neoprene or nitrile rubber is recommended to avoid skin sensitization. If handling hot material use insulated protective equipment. Launder soiled clothes. Properly dispose of contaminated leather articles and other materials, which cannot be decontaminated.

Local Control Measures: Use adequate ventilation when working with material in an enclosed area. Mechanical methods such as fume hoods or area fans may be used to reduce localized vapor/mist areas. If vapor or mist is generated when the material is heated or handled, adequate ventilation in accordance with good engineering practice must be provided to maintain concentrations below the specified exposure. Eyewash stations and showers should be available in areas where this material is used and stored.

Other: Consumption of food and drink should be avoided in work areas where product is present. Always wash hands and face with soap and water before eating, drinking, or smoking.

Unimark Oil Company Material Safety Data Sheet

SECTION 9 PHYSICAL AND CHEMICAL PROPERTIES

Vapor Pressure:	Negligible at STP (Standard Temperature and Pressure, 25°C at 1 ATM).
API Gravity:	22.5° at 15.6°C (60°F) by ASTM D 1298
Density:	7.65 lb./gal at 15.6°C (60°F) by ASTM D 1298
Specific Gravity:	0.919 at 15.6°C (60°F) by ASTM D 1298
Solubility:	Negligible in water, soluble in hydrocarbon solvents.
Percent Volatile:	Negligible at STP.
Vapor Density, Air = 1:	>1 at STP
Evaporation Rate, n-Butyl Acetate = 1:	Negligible at STP.
Odor:	Mild petroleum hydrocarbon odor.
Appearance:	Amber to yellow, clear fluid.
Viscosity:	5.7 cSt at 100°C (212°F) by ASTM D 445. 47.4 cSt at 40°C (104°F) by ASTM D 445.
Boiling Point:	Not determined. Expected to be >260°C (500°F).
Pour Point:	-34°C (-6°F) by ASTM D 97.
Molecular Weight:	Not determined.

SECTION 10 STABILITY AND REACTIVITY

Stability:	Material is stable at room temperature and pressure.
Conditions To Avoid:	Avoid high temperatures and product contamination.
Incompatibility With Other Materials:	Avoid contact with acids and oxidizing materials.
Hazardous Decomposition Products:	Smoke, carbon monoxide and dioxide, and other aldehydes of incomplete combustion. Oxides of Carbon, S N. Hydrogen sulfide and alkyl mercaptans and other sulfides may be released.
Hazardous Polymerization:	Will not occur.

SECTION 11 TOXICOLOGICAL INFORMATION

Oral Toxicity:	Not determined.
Dermal Toxicity:	Not determined.
Inhalation Toxicity:	On rare occasions, prolonged and repeated exposure to oil mist poses a risk of pulmonary disease such as chronic lung inflammation. This condition is usually asymptotic as a result of repeated small aspirations. Shortness of breath and cough are the most common symptoms. Based on data from similar materials.
Dermal Sensitization:	Prolonged or repeated contact may make skin more sensitive to other skin sensitizers. Based on data from similar materials.
Chronic Toxicity:	Not determined.
Carcinogenicity:	Not determined.
Mutagenicity:	Not determined.
Reproductive Toxicity:	Not determined.

UNIMARK OIL CO. · 484 E. 6TH ST. • SMACKOVER, AR 71762 USA • PH: 870 864-6275 • FAX: 870 864-8656

Unimark Oil Company Material Safety Data Sheet

SECTION 11 TOXICOLOGICAL INFORMATION (continued)

Teratogenicity: Not determined.

Other: This product contains petroleum base oils which may be refined by various processes including severe solvent extraction, severe hydrocracking, or severe hydrotreating. None of the oils require a cancer warning under the OSHA Hazard Communication Standard (29 CFR 1910.1200). These oils have not been listed in the National Toxicology Program (NTP) Annual Report nor have they been classified by the International Agency for Research on Cancer (IARC) as; carcinogenic to humans (Group 1), probably carcinogenic to humans (Group 2A), or possibly carcinogenic to humans (Group 2B).

SECTION 12 ECOLOGICAL INFORMATION

Environmental Toxicity: This material may be toxic to aquatic organisms and should be kept out of sewage and drainage systems and all bodies of water.

Environmental Fate: No data available.

SECTION 13 DISPOSAL CONSIDERATIONS

Waste Disposal: Under RCRA it is the responsibility of the user of the product to determine at the time of disposal whether the product meets RCRA criteria for hazardous waste. Waste management should be in full compliance with federal, state, and local laws.

Disposal Considerations: Place used, contaminated, or excess material into disposable containers and dispose of in a manner consistent with local and state regulations. Contact local environmental or health authorities for approved disposal of this material. Most used oil is reclaimed or incinerated.

SECTION 14 TRANSPORT INFORMATION

U.S. DOT Bulk Shipping Description: Does not apply to bulk oil shipping.

U.S. DOT Non-Bulk Shipping Description: Does not apply to non-bulk oil shipping.

U.S. DOT Identification Number: Not applicable.

U.S. DOT Hazard Classification: Not applicable.

Other: See 49 CFR for additional requirements for descriptions, allowed modes of transport, and packaging. For more information concerning spills during transport, consult latest DOT Emergency Response Guidebook for Hazardous Materials Incidents, DOT P 5800.3.

SECTION 15 REGULATORY INFORMATION

Clean Water Act/Oil Pollution Act: Under Section 311 of the Clean Water Act (40 CFR 110) and the Oil Pollution Control Act of 1990, this material is considered an oil. Any spills or discharges that produce a visible sheen or film on surface of water, or in waterways, ditches, or sewers leading to surface water must be reported. Contact the National Response Center at 800-424-8802.

UNIMARK OIL CO. · 484 E. 6TH ST. • SMACKOVER, AR 71762 USA • PH: 870 864-6275 • FAX: 870 864-8656

Unimark Oil Company Material Safety Data Sheet

SECTION 15 REGULATORY INFORMATION (continued)

TSCA: All components of this material are listed in the U.S. TSCA Inventory.
Other TSCA: Not applicable.
SARA Title III: Section 302/304 Extremely Hazardous Substances: None.
Section 311, 312 Hazard Categorization:
Acute (immediate health effects): Yes.
Chronic (delayed health effects): No.
Fire (hazard): No.
Reactivity (hazard): No.
Pressure (sudden release hazard): No.
Section 313 Toxic Chemicals:
Zinc <0.1%
CERCLA: For stationary sources - reportable quantity: Not determined.
Due to: Not applicable.
For moving sources - reportable quantity: Not determined.
Due to: Not applicable.
Recommend contacting the local authorities in the event of any type of spill to determine local reporting requirements and also to aid in the cleanup.
California Prop. 65: Not applicable.

SECTION 16 OTHER INFORMATION

	NFPA 704	NPCA-HMIS	KEY
HEALTH:	1	1	0 = Minimal
FIRE:	1	1	1 = Slight
REACTIVITY:	0	0	2 = Moderate
SPECIFIC HAZARD:	NONE	N/A	3 = Serious
PROTECTION INDEX:	N/A	B	4 = Severe

Precautionary Labels: WARNING
- NONE REQUIRED

This product may be formulated in part with components purchased from other companies. In many instances, especially when proprietary or trade secret materials are used, Unimark Oil Company must rely upon information provided by those materials manufacturers or distributors.

Prepared by: Anne Searle
Creation Date: 15 February 2001
Print Date: 14 February 2001
File: U2007R&O

INFORMATION PROVIDED IN THIS MSDS IS CONSIDERED ACCURATE AND RELIABLE BASED ON INFORMATION ISSUED FROM INTERNAL AND OUTSIDE SOURCES TO THE BEST OF UNIMARK OIL COMPANY'S KNOWLEDGE.. HOWEVER, UNIMARK OIL COMPANY MAKES NO REPRESENTATIONS, GUARANTEES OR WARRANTIES, EXPRESSED OR IMPLIED, OF MERCHANTABILITY OR FITNESS FOR THE PARTICULAR PURPOSE, REGARDING THE ACCURACY OF SUCH INFORMATION OR THE RESULT TO BE OBTAINED FROM THE USE THEREOF, OR AS TO THE SUFFICIENCY OF INFORMATION HEREIN PRESENTED. UNIMARK OIL COMPANY ASSUMES NO RESPONSIBILITY FOR INJURY TO RECIPIENT OR TO THIRD PERSONS OR FOR ANY DAMAGE TO ANY PROPERTY AND RECIPIENT ASSUMES ALL SUCH RISKS.

UNIMARK OIL CO. · 484 E. 6TH ST. • SMACKOVER, AR 71762 USA • PH: 870 864-6275 • FAX: 870 864-8656

ENVIRONMENTAL INCIDENT REPORT

Date/Time: 10-31-13 ~14:30	**Name/ Title**: Carolyn Creech Crain **Signature:**
Incident Description: While loading up the hy-torc machine in U1 the cover came off and approximately 1 quart of oil spilled to the ground.	
Location Of Incident: U1	**Date/Time of Release**: 10-31-13 ~14:30
Personnel/ Subcontractor Involved: Bechtel	**Date/Time Release Stopped:** 10-31-13 ~14:30
Containment: Impacted soil was containerized for disposal	**Product ID or CAS Number:** Oil **Total Amount Released (units):** 1 quart
Date/Time Environmental Services Notified: 10-31-13 ~14:30 **Person Contacted:** Tony Sheley **Notes**:	Was there any off-site impact with threat to human health and/or environment?: **No** Did release reach surface water? **No** If "yes" to either of the above two questions, initiate the Legal Instruction 127 process in coordination with the Manager of Environmental Services.
Description of Corrective Action Taken:. Cover was replaced securely and impacted soil was containerized for disposal.	
Measures to Prevent Recurrence: Ensure oil cover is secured before moving.	

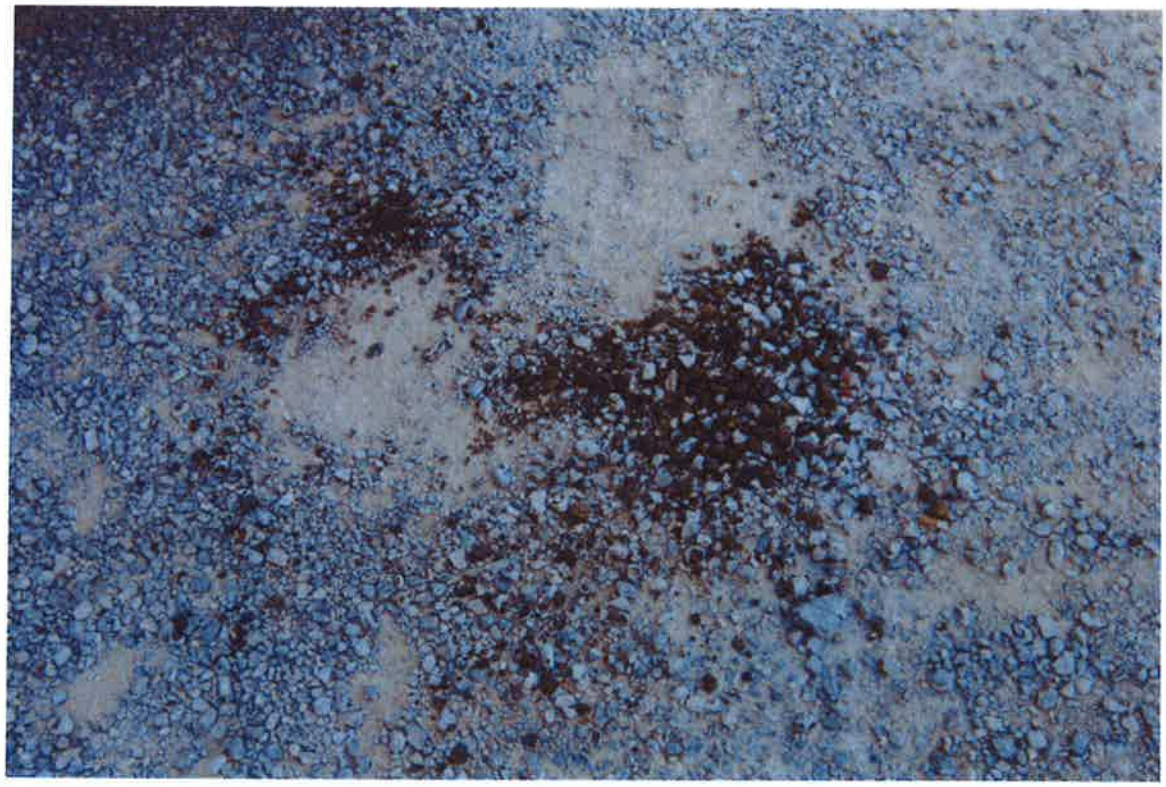

U1 Oil