

DOCKETED	
Docket Number:	22-EVI-02
Project Title:	CALSTART Communities In Charge EV Infrastructure Incentives
TN #:	246589
Document Title:	CALSTART Communities in Charge Public Workshop Slides
Description:	N/A
Filer:	System
Organization:	CALSTART
Submitter Role:	Other Interested Person
Submission Date:	10/17/2022 9:34:37 AM
Docketed Date:	10/17/2022

*Comment Received From: CALSTART
Submitted On: 10/17/2022
Docket Number: 22-EVI-02*

Communities in Charge Public Workshop Slides

Additional submitted attachment is included below.



COMMUNITIES IN CHARGE

PUBLIC WORKSHOP



October 18, 2022
Meeting will begin at 10 AM



INTRODUCTIONS

Moderator: Xiomara Chavez - CALSTART

Speaker: Geoffrey Cook - CALSTART

Speaker: Phil Cazel – California Energy Commission



Zoom Logistics

Webinar URL:

<https://us06web.zoom.us/s/84876099327>

Webinar ID: 848 7609 9327

Mobile:

+16699006833,,84876099327# US (San Jose)

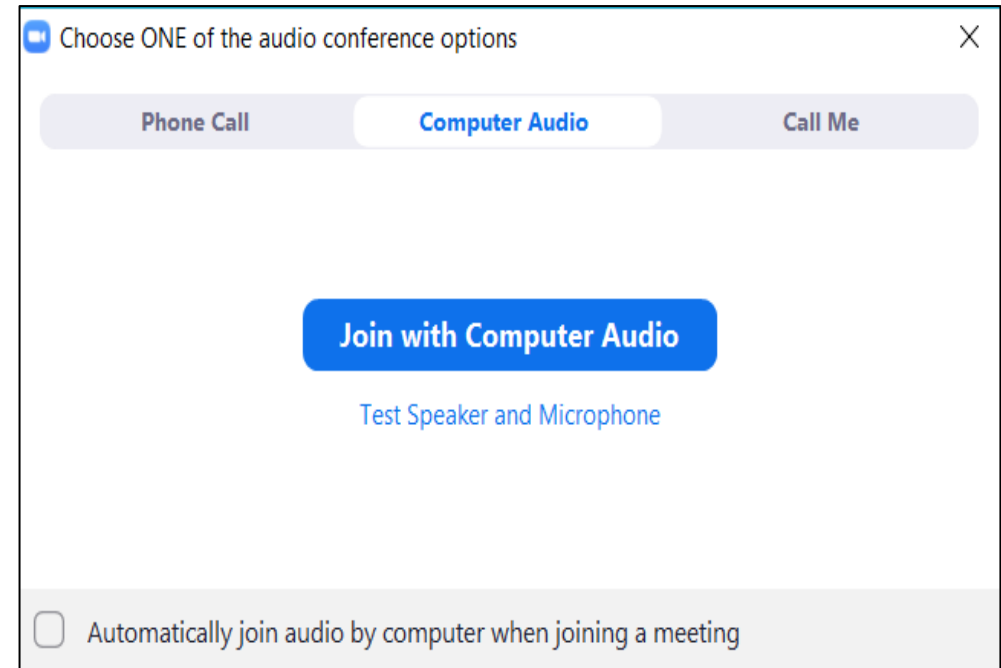
+16694449171,,84876099327# US

Dial by your location

669 900 6833

669 444 9171

If you dial-in from a phone, use the meeting ID and passcode from invite



Audio Settings ^



Chat



Lower Hand



Q&A

Leave

All participants (web and dial-in) are automatically in listen-only mode.

If you have questions, you can use the Q&A function.

AGENDA



- **Communities in Charge Project Priorities**
 - Objectives and Priorities
 - Partners
- **Applicant Eligibility**
 - Eligibility Requirements
 - Example Project Site Types and Site Requirements
 - Defining “Community Connections”
 - Priority Population
- **Incentive Structure**
 - Incentive Amounts
 - Eligible and Ineligible Costs
- **Equipment Requirements**
- **Expectations On Data Collection**
- **Applicant Journey**
 - Application Funding Timeline
 - Funding Reservation Process
 - Communicating Notices of Award
 - Project Funding Timelines
 - Required Documentation
- **Upcoming Dates**
- **Question & Answer Session**



POLL QUESTION #1

What is your level of experience applying for incentives and installing Level 2 EV charger Infrastructure?

- A. Previously applied for funding and installed Level 2 EV chargers.
- B. Previously applied for funding, but never installed Level 2 EV chargers.
- C. Previously installed Level 2 EV chargers, but did not apply for funding to do so.
- D. Previously installed EV chargers, but they were DC Fast Chargers, not Level 2.
- E. I have not applied for funding or installed EV chargers.



PROJECT OBJECTIVES & PRIORITIES



COMMUNITIES IN CHARGE



PROJECT OBJECTIVES



Communities in Charge is a market acceleration incentive project aimed at quickly and efficiently deploying Level 2 electric vehicle charging stations and providing charging opportunities where communities live and gather.



COMMUNITIES IN CHARGE PRIORITIES



Equitable Distribution of Chargers

- Balance rapid deployment with equitable access to incentives by elevating Priority Populations and creating opportunities for high-utilization site types.

Project Readiness and Technical Assistance

- Prioritize applicant readiness through a tiered ranking system.
- Provide applicants with technical assistance to assist with successful deployments.

Transparent and Efficient Application Process

- Minimize ambiguity around cost eligibility.
- Extended window of opportunity for applicants to submit documentation.



COMMUNITIES IN CHARGE

PROJECT PARTNERS

PROJECT PARTNERS



EQUITY PARTNER



INCENTIVE PROCESSING



TETRA TECH



APPLICANT ELIGIBILITY



COMMUNITIES IN CHARGE



ELIGIBILITY REQUIREMENTS



Eligible Applicants Must:

- Be the property owner, lessee, or authorized representative.
- Be the one that incurs the cost.
- Submit a Site Verification Form at the time of application.

POLL QUESTION #2

Should applicants have limitations on the number of applications they can submit?

Example: ACME Housing wishes to submit an application for each of its developments.

- A. Applicants should be limited to **20 applications at a time.**
- B. Applicants should be limited to **10 applications at a time.**
- C. Applicants should be limited to **5 applications at a time.**
- D. Applicants should be limited to **1 application at a time.**
- E. Applicants should be limited to **a certain amount of funding.**
- F. Applicants should NOT have these limitations.



PROJECT SITE TYPES

- All site types are eligible
 - *Exceptions*
 - Single-family dwellings (detached)
 - HOAs
 - Duplexes and triplexes
 - Individual townhomes and mobile homes



SITE REQUIREMENTS



PROJECT SITE REQUIREMENTS:

- Premises must be well-lit, secure, and in compliance with all federal, state and municipal laws, ordinances, rules, codes, standards, and regulations.
- All chargers must be shared and may not be assigned or otherwise allocated to any one individual.
- Any chargers made accessible to the general public must be available at least 18 hours a day, seven days a week, excluding holidays.

Electric Vehicle Infrastructure Training Program

- Provisions of AB 841 (Ting, Chap. 372, 2020) will apply
- Full text [available online](#)
 - ...”all electric vehicle charging infrastructure and equipment located on the customer side of the electrical meter... shall be installed by a contractor with the appropriate license classification..., and at least one electrician on each crew, at any given time, who holds an Electric Vehicle Infrastructure Training Program certification”
 - “One member of each crew may be both the contractor and an Electric Vehicle Infrastructure Training Program certified electrician.”
- Recipient must provide documentation of EVITP compliance
- Classes and testing are available online



PRIORITY POPULATIONS



Project sites in Priority Populations receive preferential scoring.

- CalEnviroScreen 4.0 – Disadvantaged Community above the 75th percentile
- California Climate Investments Priority Populations – Low Income Communities

COMMUNITY CONNECTIONS PURPOSE

- Created to encourage equitable distribution of incentives
- Promote installation in places where communities live and gather
- Encourage installation at sites with high utilization



IDENTIFIED COMMUNITY CONNECTIONS

Multifamily Housing in Charge

- Charging for multifamily affordable housing.

Tribes in Charge

- Project sites for Tribal governments, Tribal entities, and non-governmental organizations serving Tribal communities.

Congregations in Charge

- Charging for faith-based organizations and places of worship.

Schools in Charge

- Charging for K-12 schools, community colleges, trade schools, and universities.

Healthcare in Charge

- Charging for hospitals, health centers, clinics, and other health facilities.

Nonprofits in Charge


- Project sites for locations serving a variety of community needs, owned and managed by a nonprofit.

Local Governments in Charge


- Chargers serving a variety of community needs, including parks, libraries, and community centers.

PROPOSED COMMUNITY CONNECTION

- Proposing to add “Workplaces in Charge” as another Community Connection
- Incentivize workplace charging for use of employees and staff only.



INCENTIVE STRUCTURE



COMMUNITIES IN CHARGE



INCENTIVE AMOUNTS



Eligible Incentives for L2 Chargers	Amount Per Connector
Base Incentive	Up to \$3,500, or 75% of eligible costs, whichever is less
Multifamily Housing Project Site	Additional \$3,500.
Project Site for Tribal government, Tribal entity, or non-governmental organizations serving Tribal communities	Additional \$3,500.

CONNECTOR REQUIREMENTS



# of Connectors	All Sites	Multifamily Housing
Minimum	4	4
Maximum	20	40

Additional connectors may be installed on a site, but incentives will be issued only for connectors meeting project requirements.

POLL QUESTION #2 – CONNECTOR MINIMUMS

What is your opinion on the minimum number of connectors?

- A. The minimum connector count of four is adequate and should not be changed.
- B. The minimum connector count of four should be increased.
- C. The minimum connector count of four should be decreased.



POLL QUESTION #3 – CONNECTOR MAXIMUM

What is your opinion on the maximum number of connectors for all sites?

- A. The maximum connector count of 20 is adequate and should not be changed.
- B. The maximum connector count of 20 should be increased.
- C. The maximum connector count of 20 should be decreased.



ELIGIBLE COSTS

- Electric vehicle supply equipment (EVSE)
- Transformer
- Electric panels
- Installation costs (labor and materials)
- Utility service order
- Planning and engineering design costs
- Project signage
- Network agreement with network provider (e.g., network agreements with EV network provider)
- Extended warranties, including Operations and Maintenance Contracts
- Stub-outs
- Design, engineering, and utility service costs
- Required ADA upgrades to site due to project, but not to include or cover upgrades of existing ADA non-compliance
- Demand management equipment



INELIGIBLE COSTS



- Compensation for work associated with completing required application paperwork.
- Upgrades to utility-owned electrical infrastructure
- Fees paid to Authorities Having Jurisdiction (AHJs) for permitting
- Costs to fund stand-alone energy generation, such as solar panels
- Costs associated with ensuring compliance with State or Federal building codes (including ADA) which are not directly associated with the chargers installed.



ADDITIONAL CONSIDERATIONS

Costs may be incurred prior to application.

- Costs incurred prior to Implementation Manual publication date are ineligible for incentives.
- Costs incurred after this date are at the **applicant's own risk.**

Project Incentives May NOT:

- Be combined with California Energy Commission funding for EV charging infrastructure.
- Be combined with Investor-Owned Utility (IOU) incentives for EV charging infrastructure.
- Be in excess of costs incurred.



EQUIPMENT REQUIREMENTS



COMMUNITIES IN CHARGE



EQUIPMENT REQUIREMENTS AT LAUNCH

- Level 2 only
- Networked with a 2-year network agreement (i.e., 4GLT, IEEE 802.3)
- SAE J-1772 standard
- Energy Star certified
- Capable of supplying at least 6.2kW per connector at any one time
- DMS (CTEP) compliant and include credit card reader - *for public charging only*
- Self-attestation for OCPP v1.6 or later
- Certified by Nationally Recognized Testing Laboratory Program (NRTL)
 - Certified to UL 2202 or UL 9741 standards.

UPCOMING EQUIPMENT REQUIREMENTS

- **Beginning July 1, 2023**

- *Be Open Charge Point Protocol (OCPP) 2.1 certified to Core and Safety Certificate by the Open Charge Alliance (OCA)*
- *Be ISO-15118 "Hardware ready"*
 - *Powerline carrier-based (PLC-based) high-level communications as specified in ISO 15118-3*
 - *Secure management and storage of keys and certificates*
 - *Transport layer security (TLS) version 1.2; additional support for TLS 1.3 or subsequent versions is recommended to prepare for future updates to the ISO 15118 standard.*
 - *Remotely receiving updates to activate or enable ISO 15118 use cases*
 - *Connecting to a back-end network.*

CURRENT ELIGIBLE EQUIPMENT

Pre-Verified Eligible Chargers

(OCPP self-attestation still required)

Make	Model	Connectors
Beam Global	EV ARC™ 2020 with ChargePoint™ CT 4000 Series	1 or 2
Beam Global	EV ARC™ 2020 with Enel x JuiceBox® Pro 32	1 or 2
Blink	IQ200	1
BTC Power	30A AC Level 2 Single	1
BTC Power	30A AC Level 2 Dual	2
BTC Power	40A AC Level 2 Single	1
BTC Power	40A AC Level 2 Dual	2
BTC Power	70A AC Level 2 Single	1
ChargePoint	CPF50 Single and Dual	1 or 2
ChargePoint	CT 4011	1
ChargePoint	CT 4013	1
ChargePoint	CT4021	2
ChargePoint	CT4023	2
ChargePoint	CT4025	2
ChargePoint	CT4027	2
Enel X	Pro 32 V2.01 (2020 Version)	1
Enel X	Juicebox 40 V2.01 (2020 Version)	1
Enel X	Pro 40 V2.01 (2020 Version)	1
Enel X	Pro 48 V2.01 (2020 Version)	1
EVBox	Businessline Single	1
EVBox	Businessline Double	2
EVBox	Iqon	2

Make	Model	Connectors
EverCharge	EV-002	1
EvoCharge	EvoIntelligent iEVSE Plus	1
FLO	CoRe+	1 or 2
FLO	CoRe+ PS	1 or 2
JuiceBar	Gen3 40A	1 or 2
Loop	EV-Flex	1
Loop	EV-Fleet	1
Noodoe EV	AC7LC	1
Nuvve	PowerPort AC	1
PowerCharge	Energy Platinum	1
PowerFlex	PF-JT48	1
PowerFlex	Webasto TurboDX	1
Rivian	Waypoints Charger	1 or 2
SemaConnect	Series 6 Smart EV Charger	1 or 2
SemaConnect	Series 7	2
Tellus Power	UP160J	2
TurnOnGreen	EVP1100	1
United Chargers Inc.	Grizzl-E Smart	1
Webasto	Turbo DX	1
Xeal Energy	Xeal	1 Connector

Note: A charger's presence on this list does not represent an endorsement from the CEC, CALSTART, or any project partners.


EQUIPMENT VERIFICATION

Don't see your charger on the list?

Development of processes to verify eligibility of chargers is currently underway.

Contact us at CommunitiesinCharge@CALSTART.org to inquire about verification processes for future funding opportunities through Communities in Charge.

EXPECTATIONS ON DATA COLLECTION



COMMUNITIES IN CHARGE



DATA COLLECTION



- 24-months of data collection
- Final requirements will be reflected in the Implementation Manual.
- Data Collected is used for research and analysis

APPLICANT JOURNEY



COMMUNITIES IN CHARGE



Project Readiness & Funding Reservation Process

Once submitted, applications will be sorted into the following tiers:

Priority	Readiness Tier	Documents Provided at Time of Application
Awarded First	Tier 1	Site Verification Form + Final Site Design + Issued Building Permit
Awarded Second	Tier 2	Site Verification Form + Final Site Design with Construction Drawings + Building Permit Application
Awarded Third	Tier 3	Site Verification Form + Preliminary Site Plans

Award Priority & Scoring

Award Priority

Readiness Tier	Priority
Tier 1	Awarded First
Tier 2	Awarded Second
Tier 3	Awarded Third

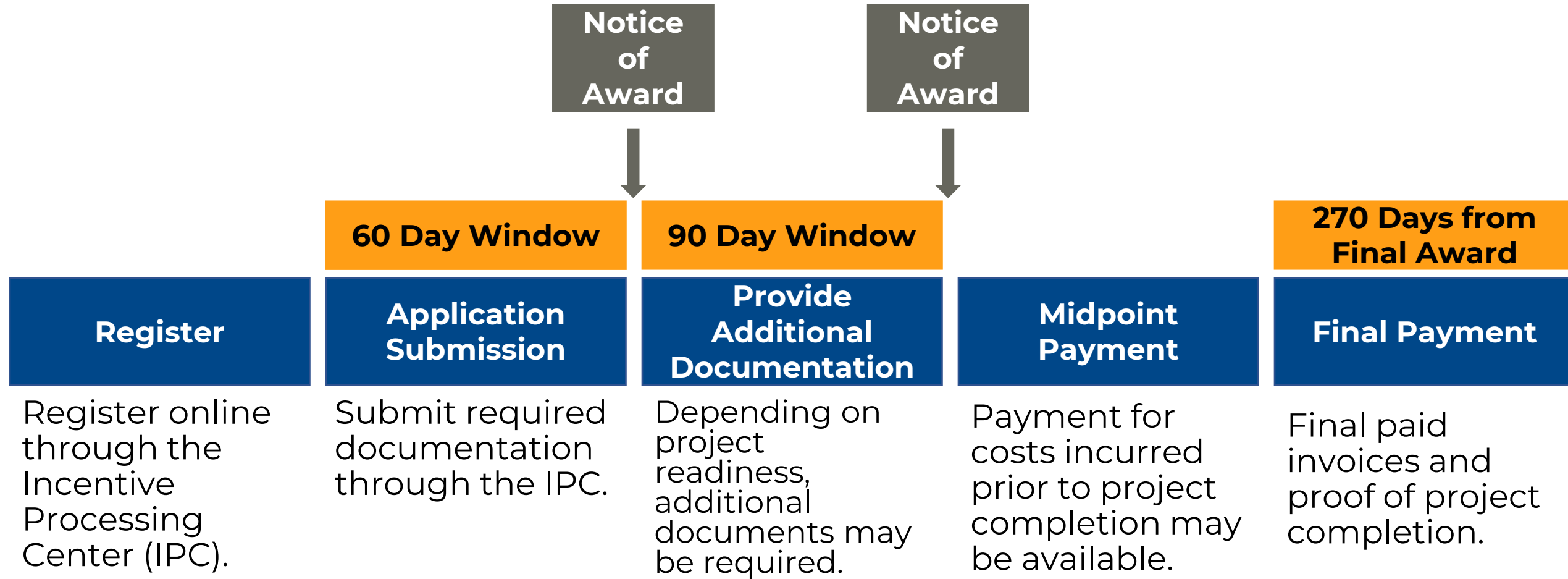
Scoring

Community Connection	Points Awarded (Max of 10)
Project Site Is a Defined Community Connection	10
Priority Populations Designation	Points Awarded (Max of 5)
DAC/Tribal + LIC	5
DAC/Tribal Only	4
LIC only	3
Local Support	Points Awarded (Max of 3 cumulative)
*Letter of Support from Community Based Organization serving the same community as the project site.	1
Maximum Possible Points:	18

SPECIAL CONSIDERATIONS

- *A contingency list may be created.*
- *There will be no waitlist.*
- *Awardees have 9 months (270 calendar days) to complete their project.*

Application Process



Application Submission

- Completed Site Verification Form – Confirmation site owner has authorized installation of equipment at the project site.
- Final Site Design, or Preliminary Site Plans – Copy of electrical and construction drawings.
- Issued Building Permit, or Building Permit Application (if applicable) - Permit application submitted to permitting agency, copy of Site Plans submitted to agency.
- Community Connection Documentation (if applicable)

60 Day Window

Application Submission

Notice of Final Award (Tier 1)

Application Window

60 Day Window

Notice of Conditional Award (Tiers 2 & 3)

Additional Documentation

- Issued Building Permit (if applicable)
- Final Site Design (if applicable)
- Signed Terms and Conditions

90 Day Window
Provide Additional Documentation

Notice of Final Award (Tier 1)

Application Window

Provide Additional Documents

60 Day Window

90 Day Window

Not :e of Conditional Award (Tiers 2 & 3)

Not :e of Final Award (Tiers 2 & 3)

Midpoint Payment

- Copy of paid invoices
- Job Site Installation Form

**Midpoint
Payment**

**Notice of
Final
Award
(Tier 1)**

Application Window

Provide Additional Documents

Midpoint Payment (optional)

60 Day Window

90 Day Window

270 Days (from notice of Final Award)

**Not :e of
Conditional Award
(Tiers 2 & 3)**

**Not :e of
Final Award
(Tiers 2 & 3)**

Final Payment

- Copy of paid invoices
- Signed copy of Job Site Installation Form
- Copy of final inspection card by appropriate AHJ
- Copy of paid and executed Network Agreement/Contract
- At least 2 photos of installed equipment, including serial numbers.

**270 Days from
Final Award**

Final Payment

**Notice of
Final
Award
(Tier 1)**

Application Window

Provide Additional Documents

Midpoint Payment (optional)

Final Payment

60 Day Window

90 Day Window

270 Days (from notice of Final Award)

**Not :e of
Conditional Award
(Tiers 2 & 3)**

**Not :e of
Final Award
(Tiers 2 & 3)**

POLL QUESTION #4

How many letters of support should be considered in the scoring rubric?

- a) 0
- b) 1
- c) 3



UPCOMING DATES

Event/Item	Timeline
Implementation Manual Posted	Early Q1 2023
Full Website Launch	Early Q1 2023
Pre-Application Window Opens	Early Q1 2023
Applications Open	Q1 2023



COMMUNITIES IN CHARGE



Submit comments

Docket Name:

CALSTART Communities In Charge EV Infrastructure Incentives

Docket Number:

22-EVI-02

Link: [e-filing Link for 22-EVI-02](#)

**COMMENTS DUE:
TUESDAY, OCTOBER 25, 2022
5:00pm PST**

- *CALSTART would appreciate feedback and comments on all aspects of project design.*
- *Please take special consideration in your feedback regarding **“Workplaces in Charge” and Technical Assistance***

QUESTIONS AND DISCUSSION

Two ways to comment or ask questions:

1. Use the raise hand function in Zoom

Zoom Phone Controls:

- *6 – Toggle mute/unmute
- *9 – Raise hand

2. Type questions in the Zoom Q&A Box

Please state your name and affiliation. Keep questions under 3 minutes to allow time for others.



COMMUNITIES IN CHARGE



CONTACT US

- Visit the Communities in Charge Project Webpage at www.thecommunitiesincharge.org
- Contact us with additional questions at: Communitiesincharge@calstart.org
- The webinar materials will be made available