

**DOCKETED**

<b>Docket Number:</b>	19-BSTD-06
<b>Project Title:</b>	Local Ordinances Exceeding the 2019 Energy Code
<b>TN #:</b>	244477-7
<b>Document Title:</b>	City of Los Angeles Cool Roofs Cost Effectiveness Report
<b>Description:</b>	Plain text of a cool roofs cost effectiveness report for the City of Los Angeles
<b>Filer:</b>	Danuta Drozdowicz
<b>Organization:</b>	California Energy Commission
<b>Submitter Role:</b>	Commission Staff
<b>Submission Date:</b>	8/10/2022 7:42:34 PM
<b>Docketed Date:</b>	8/11/2022

# Title 24 Codes and Standards Local Ordinances

## Cost-Effectiveness Study for Cool Roofs FINAL Report for All Climate Zones

**Prepared for:**

Marshall Hunt

Pacific Gas & Electric Company

415-260-7624

[mbh9@pge.com](mailto:mbh9@pge.com)

**Prepared by:**

Farhad Farahmand, Catherine Chappell, and Megan Dawe

TRC Solutions, Inc.

916.962.7001

[FFarahmand@TRCSolutions.com](mailto:FFarahmand@TRCSolutions.com)

Last modified: March 30, 2016



**Pacific Gas and  
Electric Company**



SOUTHERN CALIFORNIA  
**EDISON**

An EDISON INTERNATIONAL<sup>®</sup> Company



A Sempra Energy utility<sup>®</sup>



A Sempra Energy utility<sup>®</sup>

This report was prepared by the California Statewide Utility Codes and Standards Program and funded by the California utility customers under the auspices of the California Public Utilities Commission.

Copyright 2015 Pacific Gas and Electric Company, Southern California Edison, Southern California Gas, San Diego Gas & Electric. All rights reserved.

# Contents

EXECUTIVE SUMMARY .....	3
1. INTRODUCTION.....	5
2. METHODOLOGY AND ASSUMPTIONS.....	5
2.1 Current and Proposed Codes .....	5
2.2 Prototypes for Building Simulation.....	7
2.3 Time Dependent Valuation and Cost Effectiveness .....	8
3. ENERGY SAVINGS .....	9
4. COST ANALYSIS .....	13
4.1 Steep-sloped roofs for residential buildings.....	14
4.1.1 Cool Roofs Rating Council Data.....	14
4.1.2 Summary of Interview Findings .....	14
4.1.3 Detailed Findings - Concrete and Clay Tile.....	16
4.1.4 Detailed Findings - Asphalt Shingles.....	16
4.2 Low-sloped cool roofs.....	19
5. COST-EFFECTIVENESS ANALYSIS .....	22
6. URBAN HEAT ISLAND MITIGATION.....	27
6.1 Global Cooling: Increasing World-wide Urban Albedos to Offset CO <sub>2</sub> .....	27
6.2 Mid-Century Warming in the Los Angeles Region.....	28
6.3 Reducing Urban Heat Islands: Compendium of Strategies.....	28
7. DOCUMENTS RELIED UPON .....	29
8. APPENDICES.....	31
8.1 Appendix A: Map of California Climate Zones .....	31
8.2 Appendix B: Cool Roof Requirements in Title 24 Part 6 and part 11 (CALGreen).....	31
8.3 Appendix C: Complete Cost Data Collected.....	34
8.3.1 Tile Costs.....	34
8.3.2 Asphalt Shingle Costs.....	36
8.3.3 Low-slope Roof Costs.....	42
8.4 Appendix D: Full Cost Effectiveness Results.....	45
8.4.1 Climate Zone 1.....	47
8.4.2 Climate Zone 2.....	49
8.4.3 Climate Zone 3.....	51
8.4.4 Climate Zone 4.....	54
8.4.5 Climate Zone 5.....	57
8.4.6 Climate Zone 6.....	59

8.4.7	Climate Zone 7.....	61
8.4.8	Climate Zone 8.....	63
8.4.9	Climate Zone 9.....	65
8.4.10	Climate Zone 10.....	67
8.4.11	Climate Zone 11.....	69
8.4.12	Climate Zone 12.....	71
8.4.13	Climate Zone 13.....	73
8.4.14	Climate Zone 14.....	75
8.4.15	Climate Zone 15.....	77
8.4.16	Climate Zone 16.....	79

# Executive Summary

This Cost Effectiveness Study provides information on product cost, energy savings, cost-effectiveness and urban heat island mitigation to support minimum reach code requirements for residential and nonresidential cool roofs for jurisdictions in all California Climate Zones. The 2013 Building Energy Efficiency Standards, effective July 1, 2014, have been used as the baseline for calculating the energy performance of cool roofs. There are 162 steep-slope and 289 low-slope products available to meet the 2013 Title 24 Prescriptive reflectance requirements, including products that meet Reach Code.

Interviews with several roofers and roof supply distributors throughout California in March through December 2014 found that roofers are currently able to meet the Tier 1 and Tier 2 requirements at little or no additional cost, depending on the product selected. Multiple roofers made the statement that there is no additional labor to install cool roof products. This study finds that there are only incremental costs associated with asphalt shingle cool roof products. Concrete and clay tile cool roof products do not have incremental costs over the base case roof. Most low-slope cool roof products also have no incremental costs of the base case, primarily because the roofing commonly used in the state is already a cool roof, though incremental cost data collected has been used in the cost effectiveness analysis to be conservative.

Several building prototypes were simulated in compliance simulation software to estimate the energy savings of cool roofs. The energy savings were compared against the cost data collected to determine the cost effectiveness of cool roofs. Reach Code recommendations are summarized in Table 1 below.

**Table 1. Summary of Reach Code Recommendations**

CZ	Should Jurisdictions Pursue the Reach Code?					
	Steep-Slope	Tier?	Building Types?	Low-Slope	Tier?	Building Types?
1	No	-	-	No	-	
2	Yes	Tier 2	Low-Rise Multifamily	Yes	Tier 2	All
3	Yes, if costs decrease	Tier 2	Low-Rise Multifamily	Yes	Tier 2	All
4	Yes	Tier 2	Low-Rise Multifamily	Yes	Tier 2	All
5	Yes, if costs decrease	Tier 2	Low-Rise Multifamily	Yes	Minimum	All
6	Yes	Tier 2	Low-Rise Multifamily	Yes	Tier 2	All
7	Yes	Tier 2	Low-Rise Multifamily	Yes	Tier 2	All
8	Yes	Tier 2	All	Yes	Tier 2	All
9	Yes	Tier 2	All	Yes	Tier 2	All
10	Yes	Tier 2	All	Yes	Tier 2	All except High-Rise Multifamily
11	Yes	Tier 2	All	Yes	Tier 2	All
12	Yes	Tier 2	All	Yes	Tier 2	All
13	Yes	Tier 2	All	Yes	Tier 2	All except High-Rise Multifamily
14	Yes	Tier 2	All	Yes	Tier 2	All

CZ	Should Jurisdictions Pursue the Reach Code?					
	Steep-Slope	Tier?	Building Types?	Low-Slope	Tier?	Building Types?
15	Yes	Tier 2	All	Yes	Varies	Tier 2 for Low-Rise Multifamily and Nonresidential Tier 1 for High-Rise Multifamily
16	Yes	Tier 2	Low-Rise Multifamily	Yes	Tier 2	All

The use of cool roofs as an Urban Heat Island mitigation strategy brings many benefits, including reduced energy use, reduced air pollution and greenhouse gas emissions, and improved human health and comfort.

# 1. Introduction

Public Resources Code Section 25402.1(h)2 and Section 10-106 of the Building Energy Efficiency Standards (Standards) establish a process which allows local adoption of energy standards that are more stringent than the statewide Standards. This process allows local governments to adopt and enforce energy standards before the statewide Standards effective date, require additional energy conservation measures, and/or set more stringent energy budgets. Because these energy standards “reach” beyond the minimum requirements of Title 24, Part 6 of the California Building Code, they are commonly referred to as Reach Codes when adopted as a collective set by a local jurisdiction.

The process for adopting a Reach Code requires that local governments apply to the California Energy Commission (CEC) for approval. The applicant jurisdiction must document the supporting analysis for determining that the proposed Reach Code Standards will save more energy than the current statewide Standards. The applicant jurisdiction must also prepare a Cost Effectiveness Study that provides the basis of the local government's determination that the proposed Reach Code Standards are cost-effective. Once the CEC staff has verified that the local Reach Code Standards will require buildings to use no more energy than the current statewide Standards and that the documentation requirements in Section 10-106 are met, the application is brought before the full California Energy Commission for approval.

As defined by the 2013 Building Energy Efficiency Standards (Title 24, Part 6), a Cool Roof is “a roofing material with high thermal emittance [TE] and high solar reflectance [SR].” With the intent of providing local governments with the bases for adopting cool roof Reach Code measures, TRC compares the energy savings of cool roofs using simulation software against the costs of installing them, determining the cost effectiveness of cool roofs in every California Climate Zone.

## 2. Methodology and Assumptions

### 2.1 CURRENT AND PROPOSED CODES

The Title 24 (T24) Standards have been used as the baseline in calculating the energy performance of cool roof measures summarized in this study. The default assumptions and prescriptive requirements in the 2013 Title 24 Standards are detailed below in Table 2. All solar reflectances described in this report are referencing 3-year aged solar reflectance.

**Table 2. Prescriptive 2013 Title 24 Cool Roof Requirements**

Default Assumptions – Section 110.8(i)1			
Roof Type	Climate Zone	3-year Aged Solar Reflectance	Thermal Emittance
Asphalt	1-16	0.08	0.75
Other	1-16	0.10	0.75
Nonresidential Prescriptive – Section 140.3(a)1Ai			
Roof Slope	Climate Zone	Minimum 3-year Aged Solar Reflectance	Thermal Emittance
≤ 2 : 12	1-16	0.63	0.75
> 2 : 12	1-16	0.20	0.75
High-Rise Residential, Hotel, Motel Prescriptive - Section 140.3(a)1Aii			
Roof Slope	Climate Zone	Minimum 3-year Aged Solar Reflectance	Thermal Emittance
≤ 2 : 12	9-11, 13-15	0.55	0.75
> 2 : 12	2-15	0.20	0.75
Residential Prescriptive – Section 150.1(c)11			
Roof Slope	Climate Zone	Minimum 3-year Aged Solar Reflectance	Thermal Emittance
≤ 2 : 12	13, 15	0.63	0.75
> 2 : 12	10-15	0.20	0.75

Please note that voluntary Cool Roof Tier 1 and 2 requirements are incorporated in the 2013 Title 24 CALGreen (Title 24, Part 11) that conflict with Energy Code Title 24 Part 6 prescriptive requirements.<sup>1</sup> This discrepancy is discussed in greater detail in the Appendix (Page 31). According to Chapter 1, Section 101.6.3 of Title 24 Part 11: “When the requirements of CALGreen conflict with the requirements of any other part of the *California Building Standards Code*, Title 24, the most restrictive requirement shall prevail.” The 2013 Title 24, Part 6 and Part 11 Cool Roof requirements collectively are less stringent than the proposed cool roof Reach Code requirements in this cost effectiveness study.

The proposed cool roof Reach Code requirements are in Table 3.

**Table 3. Proposed Cool Roof Reach Code Requirements for All Buildings**

All Building Types, All Climate Zones	≤ 2:12 (low-slope)		> 2:12 (steep-slope)	
	SR	TE	SR	TE
Minimum Reach Code	≥ 0.63	≥ 0.75	≥ 0.20	≥ 0.75
TIER 1	≥ 0.68	≥ 0.85	≥ 0.28	≥ 0.85
TIER 2	≥ 0.70	≥ 0.85	≥ 0.34	≥ 0.85

<sup>1</sup> CALGreen is available at:  
[http://www.ecodes.biz/ecodes\\_support/Free\\_Resources/2013California/13Green/13Green\\_main.html](http://www.ecodes.biz/ecodes_support/Free_Resources/2013California/13Green/13Green_main.html)



## 2.2 PROTOTYPES FOR BUILDING SIMULATION

TRC used CEC-approved building prototypes and scenarios to model the energy savings of cool roofs, presented in Table 4 and Table 5. TRC developed the high-rise multifamily prototype using a previous model from the work done by ARUP on the CEC's Zero Net Energy Roadmap. All prototypes were iterated to be as close to exactly compliant as possible, and only cool roof characteristics were changed to isolate the effect of the cool roof.

Prototypes in Table 4 were simulated in CBECC-Res 2013 v4 software, and prototypes in Table 5 were simulated in CBECC-Com 2013 v3 software.<sup>2</sup> In climate zones where there are no baseline code requirements, TRC used the T24 default assumptions shown in Table 2 as the baseline roof construction.

Low-rise residential building prototypes are simulated with steep-slope roofs of both asphalt and tile construction, and energy savings results are averaged for these two construction types. TRC simulated low-rise multifamily residential building prototypes with steep-slope roofs (both asphalt and tile), and also with low-slope roofs.

**Table 4. Low-Rise Residential Building Prototypes**

Building Type	One-Story	Two-Story	Low-Rise Multifamily	
Area	2,100	2,700	6,960	
Roof Slope	Steep-slope (>2:12)		Steep-slope (>2:12)	Low-slope ( $\leq$ 2:12)
Roof Area	2,520	1,740	4,176	
# of floors	1	2	2	
Window-to-Wall Ratio	24%	18.2%	21.0%	
Cooling Plant	Direct Expansion			
Heating Plant	Gas Furnace			
Distribution System	Ducted			
Thermal Zones	1	2	8	
Default Roof	SR = 0.10, TE = 0.75			
Prescriptive Roof	SR = 0.20, TE=0.75 in CZs 10-15 (no requirements elsewhere)		SR = 0.63, TE=0.75 in CZs 13, 15 (no requirements elsewhere)	
Minimum Reach Code	SR = 0.20, TE=0.75		SR = 0.63, TE=0.75	
TIER 1 Requirements	SR = 0.28, TE = 0.85		SR = 0.68, TE=0.85	
TIER 2 Requirements	SR = 0.34, TE = 0.85		SR = 0.70, TE=0.85	

<sup>2</sup> More information available at <http://bees.archenergy.com/software.html> and <http://www.bwilcox.com/BEES/BEES.html>.

Nonresidential and high-rise multifamily building prototypes were simulated with low-slope roofs only.

**Table 5. Nonresidential and High-Rise Building Prototypes**

Building Type	Medium Office	Retail Standalone	Strip Mall	High-Rise Multifamily
Roof Slope	Low-slope ( $\leq 2:12$ )			
Floor Area	53,600	24,695	22,500	84,531
Net Roof Area (excluding skylights)	17,876	24,051	22,324	8,431
# of floors	3	1	1	11
Window-to-Wall Ratio	33%	7.1%	10.5%	15%
Cooling Plant	Direct Expansion			Chiller
Heating Plant	Boiler			
Distribution System	3 Packaged VAVs with Hot Water Reheat	1 Packaged VAV with Hot Water Reheat	1 Packaged VAV with Hot Water Reheat	Four-Pipe Fan Coil
Area Weighted Average Lighting Power Density (W/ft <sup>2</sup> )	0.75	1.1	1.2	0.5
Area Weighted Average Plug Loads (W/ft <sup>2</sup> )	1.5	0.9	1	0.5
Thermal Zones	18	5	10	80
Default Roof	SR = 0.10, TE = 0.75			
Prescriptive Roof	SR = 0.63, TE = 0.75			SR = 0.55, TE = 0.75 in CZs 9-11, 13-15 (no requirements elsewhere)
Minimum Reach Code	SR = 0.63, TE = 0.75			
TIER 1 Reach Code	SR = 0.68, TE = 0.85			
TIER 2 Reach Code	SR = 0.70, TE = 0.85			

### 2.3 TIME DEPENDENT VALUATION AND COST EFFECTIVENESS

TRC used the CEC Life Cycle Cost (LCC) Methodology to demonstrate cost effectiveness of the proposed Reach Code (CEC 2011a). The LCC methodology involves estimating and quantifying the energy savings associated with measures using a Time Dependent Valuation (TDV) of energy savings (CEC 2011b). TDV is a normalized format, developed by the CEC, for comparing electricity and natural gas savings that takes into account the cost of electricity and natural gas consumed during different times of the day and year. The TDV values are based on long term discounted costs (30 years for all residential measures and nonresidential envelope measures and 15 years for all other nonresidential measures). The simulation software outputs are in terms of TDV kBtUs. The present value of the energy cost savings

in dollars is calculated by multiplying the TDV kBTU savings by an NPV factor, also developed by the CEC. The NPV factor is 0.173 for residential and 0.154 for nonresidential buildings.

The energy cost savings of the cool roof Reach Code is the difference between energy cost of a building with default or prescriptive cool roof characteristics, and the energy cost of a building with the Reach Code cool roof characteristics. TRC then compares the TDV energy cost savings to the incremental costs of the cool roof Reach Code requirement to determine cost effectiveness. Incremental costs represent the incremental initial construction and maintenance costs of the cool roof Reach Code requirement relative to the 2013 Title 24 Standards default or prescriptive requirements. The Benefit to Cost (B/C) Ratio is the incremental TDV energy costs savings divided by the incremental cost. When the B/C ratio is greater than 1.0, the added cost of the measure is more than offset by the discounted energy cost savings and the measure is deemed to be cost effective.

### 3. Energy Savings

Cool roofs are designed to intentionally reflect a portion of infrared radiation from the sun striking the surface of the roof, thereby reduce cooling energy consumption. Generally, benefits decrease in proportion to the amount of roof insulation present, and they produce greater savings for low-sloped roofs due to more direct angles of incidence during the summer. Since cool roofs also reflect solar radiation in the winter, they generally do increase the heating energy required for a building, though in most California Climate Zones this is not as great as the reduction in cooling energy.

TRC simulated each of the seven prototypes in all California Climate Zones, with the results summarized in Table 6, Table 7, and Table 8 below. Energy impacts are presented in terms of present value of savings in 2014 dollars (PV\$). A positive PV\$ value, highlighted in green, indicates that the cool roof Reach Code results in energy cost savings for a prototype. Negative PV\$ values highlighted in red indicate that a cool roof increased TDV energy usage.

Table 6 shows the following results:

- **Single family** prototypes in CZs 4, 6, 7, 8, 9, and 16 show energy savings from the minimum cool roof Reach Code requirement. (CZs 10-15 already have a Title 24, part 6 prescriptive requirement equivalent to the Reach Code).
- **Low-rise multifamily** prototypes show energy savings in all Climate Zones when modeled with steep and low-slope roofs, except CZ 1. (Where there are \$0 savings, the CZs already have prescriptive requirements equivalent to the minimum cool roof Reach Code). Multifamily prototypes with low-slope roofs show much higher savings than with steep-slope roofs, because the change in cool roof from the default (SR = 0.10) to the Reach Code (SR = 0.63) is much larger than the steep-slope baseline (SR = 0.10) and Reach Code (SR = 0.20).
- **High-rise multifamily** prototypes in CZs 2-8, 12, and 14-16 show energy savings from the minimum cool roof Reach Code requirement. Even though Climate Zones 14 and 15 already have prescriptive cool roof requirements of SR = 0.55 and TE = 0.75, they can benefit from adopting the minimum Reach Code.
- All **nonresidential** prototypes have zero energy benefits, because the prescriptive requirement area equivalent to the minimum cool roof Reach Code.

The results in Table 7 and Table 8 can be interpreted in a similar way to Table 6. Prototypes in some CZs do not show any differences in energy savings when going between the Reach Code tiers. This is the case when the building simulations show fluctuations in heating and cooling energy, but they have an offsetting effect in terms of TDV energy usage.

Table 6. Minimum Reach Code Present Value of Energy Savings

Reach Code	CZ	Residential				High-Rise and Nonresidential			
		1-story Single Family	2-story Single Family	Low-rise Multifamily (steep slope)	Low-rise Multifamily (low slope)	High-rise Multifamily	Medium Office	Standalone Retail	Strip Mall
Minimum	1	-\$449	-\$255	-\$343	-\$2,480	-\$3,905	\$0	\$0	\$0
	2	-\$73	\$107	\$897	\$4,022	\$3,905	\$0	\$0	\$0
	3	-\$218	-\$82	\$205	\$578	\$1,302	\$0	\$0	\$0
	4	\$85	\$192	\$885	\$4,238	\$3,905	\$0	\$0	\$0
	5	-\$291	-\$135	\$271	\$506	\$5,207	\$0	\$0	\$0
	6	\$0	\$54	\$771	\$3,323	\$5,207	\$0	\$0	\$0
	7	\$58	\$86	\$572	\$2,709	\$7,811	\$0	\$0	\$0
	8	\$567	\$497	\$1,385	\$7,164	\$6,509	\$0	\$0	\$0
	9	\$768	\$726	\$1,577	\$8,188	\$0	\$0	\$0	\$0
	10	\$0	\$0	\$0	\$8,874	\$0	\$0	\$0	\$0
	11	\$0	\$0	\$0	\$8,826	\$0	\$0	\$0	\$0
	12	\$0	\$0	\$0	\$7,959	\$3,905	\$0	\$0	\$0
	13	\$0	\$0	\$0	\$0	\$0	\$0	\$0	\$0
	14	\$0	\$0	\$0	\$7,309	\$2,604	\$0	\$0	\$0
	15	\$0	\$0	\$0	\$0	\$1,302	\$0	\$0	\$0
	16	\$25	\$156	\$662	\$3,383	\$3,905	\$0	\$0	\$0

Table 7. Tier 1 Reach Code Present Value of Energy Savings

Reach Code	CZ	Residential				High-Rise and Nonresidential			
		1-story Single Family	2-story Single Family	Low-rise Multifamily (steep slope)	Low-rise Multifamily (low slope)	High-rise Multifamily	Medium Office	Standalone Retail	Strip Mall
Tier 1	1	-\$1,117	-\$626	-\$975	-\$3,119	-\$3,905	-\$826	-\$6,607	-\$1,733
	2	-\$394	\$119	\$1,740	\$4,238	\$3,905	\$3,303	\$0	\$3,119
	3	-\$563	-\$229	\$313	\$482	\$1,302	\$1,652	-\$378	\$1,040
	4	-\$31	\$273	\$1,692	\$4,600	\$3,905	\$2,478	\$0	\$2,772
	5	-\$730	-\$383	\$385	\$277	\$3,905	\$2,478	-\$4,129	\$693

Reach Code	CZ	Residential				High-Rise and Nonresidential			
		1-story Single Family	2-story Single Family	Low-rise Multifamily (steep slope)	Low-rise Multifamily (low slope)	High-rise Multifamily	Medium Office	Standalone Retail	Strip Mall
	6	-\$125	\$49	\$1,523	\$3,600	\$6,509	\$3,303	\$826	\$3,811
	7	-\$16	\$135	\$1,162	\$3,058	\$6,509	\$4,955	\$4,129	\$4,158
	8	\$1,054	\$953	\$2,926	\$8,188	\$7,811	\$4,955	\$2,478	\$4,158
	9	\$1,448	\$1,408	\$3,215	\$9,295	\$1,302	\$3,303	\$4,955	\$5,198
	10	\$783	\$780	\$1,908	\$10,162	\$0	\$1,652	\$5,781	\$4,158
	11	\$906	\$923	\$1,770	\$10,126	\$1,302	\$3,303	\$4,955	\$5,544
	12	\$699	\$710	\$1,571	\$9,055	\$5,207	\$2,478	\$3,303	\$4,851
	13	\$1,055	\$1,023	\$1,951	\$1,337	\$0	\$4,129	\$4,955	\$5,891
	14	\$718	\$752	\$1,487	\$8,332	\$2,604	\$4,129	\$8,259	\$6,930
	15	\$1,780	\$1,569	\$3,113	\$2,276	\$1,302	\$4,955	\$11,562	\$9,009
	16	-\$151	\$206	\$1,337	\$3,648	\$3,905	\$2,478	\$7,433	\$6,584

Table 8. Tier 2 Reach Code Present Value of Energy Savings

Reach Code	CZ	Residential				High-Rise and Nonresidential			
		1-story Single Family	2-story Single Family	Low-rise Multifamily (steep slope)	Low-rise Multifamily (low slope)	High-rise Multifamily	Medium Office	Standalone Retail	Strip Mall
Tier 2	1	-\$1,393	-\$773	-\$1,240	-\$3,251	-\$5,207	-\$826	-\$8,259	-\$2,079
	2	-\$532	\$140	\$2,125	\$4,311	\$3,905	\$4,955	\$0	\$4,158
	3	-\$698	-\$285	\$373	\$470	\$1,302	\$2,478	-\$378	\$1,040
	4	-\$82	\$327	\$2,107	\$4,696	\$3,905	\$3,303	\$826	\$3,465
	5	-\$906	-\$483	\$427	\$229	\$3,905	\$2,478	-\$4,955	\$1,039
	6	-\$171	\$49	\$1,848	\$3,648	\$6,509	\$4,955	\$1,652	\$4,504
	7	-\$78	\$149	\$1,457	\$3,143	\$6,509	\$5,781	\$4,955	\$5,544
	8	\$1,262	\$1,172	\$3,636	\$8,453	\$6,509	\$5,781	\$2,478	\$5,544
	9	\$1,773	\$1,742	\$4,028	\$9,597	\$2,604	\$4,955	\$5,781	\$6,237
	10	\$1,144	\$1,142	\$2,769	\$10,463	\$0	\$2,478	\$7,433	\$5,198
	11	\$1,350	\$1,392	\$2,613	\$10,451	\$0	\$4,129	\$6,607	\$7,277
	12	\$1,028	\$1,060	\$2,354	\$9,368	\$5,207	\$3,303	\$4,955	\$5,544
	13	\$1,588	\$1,544	\$2,896	\$1,686	\$0	\$5,781	\$5,781	\$6,930

Reach Code	CZ	Residential				High-Rise and Nonresidential			
		1-story Single Family	2-story Single Family	Low-rise Multifamily (steep slope)	Low-rise Multifamily (low slope)	High-rise Multifamily	Medium Office	Standalone Retail	Strip Mall
	14	\$1,057	\$1,130	\$2,191	\$8,597	\$2,604	\$4,955	\$9,910	\$8,663
	15	\$2,536	\$2,263	\$4,539	\$2,745	\$1,302	\$5,781	\$14,866	\$11,435
	16	-\$233	\$245	\$1,650	\$3,733	\$3,905	\$3,303	\$8,259	\$7,970

## 4. Cost Analysis

The 2013 CASE reports (AEC 2011b, IOU 2011) proved that aged solar reflectances of 0.67 and 0.24 for low-sloped and steep-sloped roofs, respectively, are cost effective. The stringency of the requirements ultimately adopted were relaxed to account for the limited number of products available to meet the proposed requirements at the time of the CASE analysis (2011). The following cost analysis shows that, since that time, the number of products available to meet the 2013 Title 24 Prescriptive reflectance requirements has increased, including products that meet the proposed Tier 1 and Tier 2 levels of stringency.

TRC conducted interviews over six (6) months in 2014 with several roofers and roof supply distributors throughout California. For the complete set of collected data, please see *Appendix C: Complete Cost Data Collected*. Multiple roofers made the statement that there is no additional labor to install cool roof products. Additionally, several distributors reported that the product prices are relatively constant for a given region (i.e. the Bay Area in general will have consistent pricing for a particular product, same for the Central Coast and Southern California regions). Five regions were identified during cost collection:

- Northern California
- Bay Area
- Central Coast
- Central California
- Southern California

Specific Climate Zone costs were determined by combining the data points from these regions, as shown in Table 9. For a map of California Climate Zones, please see *Appendix A: Map of California Climate Zones*.

**Table 9. Regions Used to Determine Climate Zone Specific Costs**

Climate Zone	Region
1	Northern California
2	Northern California, Bay Area
3	Bay Area, Central Coast
4	Bay Area, Central Coast, Central California
5	Central Coast
6	Southern California
7	Southern California
8	Southern California
9	Southern California
10	Southern California
11	Northern California
12	Bay Area, Central California
13	Central Coast, Central California
14	Southern California
15	Southern California
16	Northern California, Central California, Southern California

## 4.1 STEEP-SLOPED ROOFS FOR RESIDENTIAL BUILDINGS

### 4.1.1 Cool Roofs Rating Council Data

The Cool Roofs Rating Council's (CRRC) product directory<sup>3</sup> contains 143 clay or concrete tile products with an aged solar reflectance exceeding 0.28, and 85 of which meet have an aged solar reflectance of 0.34 or higher. There are 19 asphalt shingle products found in the CRRC product directory with an aged solar reflectance greater than 0.28, three (3) of which meet Tier 2 with an initial solar reflectance of 0.34 or higher (compared to zero at a solar reflectance of 0.30 or higher in 2011).

The list of products available in the CRRC product directory may not be a fully comprehensive representation of the products available on the market; the directory only represents products that manufacturers have had tested and labeled. Many of these products may not be currently stocked in distribution centers, but several distributors have said that these products can be ordered upon request at no additional cost.

As represented in the stacked chart below in Figure 1, there are multiple shingle and tile products available meeting both Tier 1 and Tier 2 requirements for steep-sloped roofs.

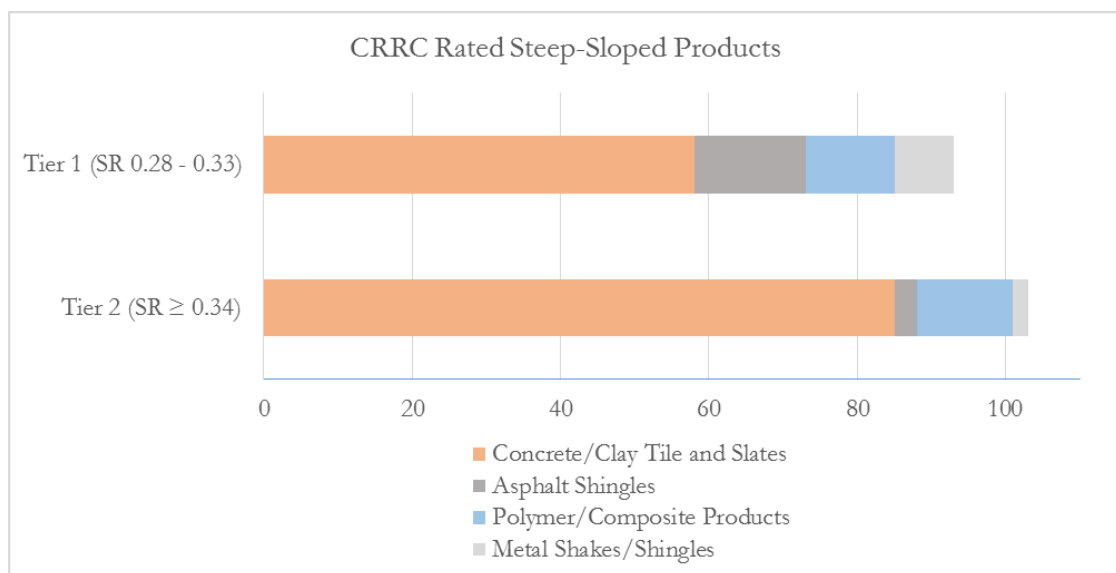


Figure 1. Steep-sloped Roof Product Availability in CRRC Product Directory as of March 2015

### 4.1.2 Summary of Interview Findings

Based on interviews with several roofers and roof supply distributors in the Fremont, San Mateo, Salinas, South San Francisco, Paso Robles, Tahoe, Sacramento, Santa Rosa, Fresno, San Jose, Los Angeles, and San Diego regions, roofers are able to meet the Tier 1 and Tier 2 requirements at little or no additional cost when using asphalt shingles or clay tiles, depending on the product selected. Multiple roofers confirmed that there is no additional labor to install cool roof products.

<sup>3</sup> <http://coolroofs.org/products/results>



The incremental cost estimates for steep-slope roof products (asphalt shingles and concrete and clay tiles) are provided below in Table 10, with detailed findings in the following sections. TRC calculated costs by interviewing roofers and roof supply distributors and searching online retail stores for product pricing. Note the following from Table 10:

- The incremental costs are above the base case roof. When providing base case costs, roofers and distributors were asked for the price of a basic quality asphalt or tile product sold in their region. Therefore, the base case costs do not incorporate the high costs associated with higher end non-cool roof products.
- The cost premium for cool roof products meeting the Tier 1 and Tier 2 requirements varies greatly depending on the product selected. The data collected rarely shows a consistently higher price correlated with higher solar reflectances.
- Tile products exceeding the Tier 2 requirement can be found at the same cost as a non-cool roof tile product. Several roofing distributors, manufacturers, and roofers stated that a cool roof designation does not affect the price of the tile and most tile products meet cool roof standards. Thus, tile roofing products do not show any cost premium for cool roof products.
- According to a California roofer, the breakdown of asphalt shingles and tiles in residential new construction in California is 70:30. Another roofer specific to the inland Los Angeles area notes that their company typically installs asphalt shingles on residential new construction, while tile is more common along the coast. Because TRC could not locate a data source to verify the roofer assertions, a breakdown of 50:50 between asphalt shingles and tiles is assumed.
- The incremental costs shown in Table 10 are an average between the incremental cost for tile and asphalt. Essentially, because the incremental cost of tile is \$0, the total incremental cost is half of the incremental costs for asphalt shingles.
- The Minimum Reach Code has \$0 incremental cost in CZs 10-15 because it is equivalent to the prescriptive requirement in these CZs. The Base Case cost in these CZs has been grayed out, and the Tier 1 and Tier 2 costs are incremental from the Minimum Reach Code.

**Table 10. Summary of Steep-Slope Roof Incremental Costs above Base Case (\$/ft<sup>2</sup>)**

<b>CZ</b>	<b># Price Points</b>	<b>Avg Cost - Base Case</b>	<b>Avg Cost - Minimum (SR = 0.20, TE = 0.75)</b>	<b>Min +/-</b>	<b>Avg Cost - Tier 1 (SR = 0.28, TE = 0.85)</b>	<b>Tier 1 +/-</b>	<b>Avg Cost - Tier 2 (SR = 0.34, TE = 0.85)</b>	<b>Tier 2 +/-</b>
1	19	\$1.13	\$1.25	\$0.12	\$1.27	\$0.15	\$1.69	\$0.56
2	47	\$1.11	\$1.31	\$0.20	\$1.23	\$0.12	\$1.60	\$0.50
3	40	\$1.07	\$1.42	\$0.35	\$1.31	\$0.25	\$1.54	\$0.47
4	48	\$1.15	\$1.28	\$0.13	\$1.22	\$0.08	\$1.52	\$0.38
5	12	\$1.04	\$1.46	\$0.42	\$1.44	\$0.40	\$1.56	\$0.52
6	53	\$1.09	\$1.33	\$0.25	\$1.15	\$0.07	\$1.35	\$0.26
7	53	\$1.09	\$1.33	\$0.25	\$1.15	\$0.07	\$1.35	\$0.26
8	53	\$1.09	\$1.33	\$0.25	\$1.15	\$0.07	\$1.35	\$0.26
9	53	\$1.09	\$1.33	\$0.25	\$1.15	\$0.07	\$1.35	\$0.26
10	53	\$1.09	\$1.33	\$0.00	\$1.15	-\$0.18	\$1.35	\$0.01
11	19	\$1.13	\$1.25	\$0.00	\$1.27	\$0.03	\$1.69	\$0.44
12	36	\$1.20	\$1.19	\$0.00	\$1.11	-\$0.07	\$1.51	\$0.32

13	20	\$1.18	\$1.23	\$0.00	\$1.24	\$0.01	\$1.53	\$0.29
14	53	\$1.09	\$1.33	\$0.00	\$1.15	-\$0.18	\$1.35	\$0.01
15	53	\$1.09	\$1.33	\$0.00	\$1.15	-\$0.18	\$1.35	\$0.01
16	80	\$1.18	\$1.19	\$0.02	\$1.15	-\$0.02	\$1.51	\$0.32

### 4.1.3 Detailed Findings - Concrete and Clay Tile

Multiple distributors noted that concrete and clay tile products typically meet cool roof requirements. Similar to shingles, a tile product can come in several shades, some of which meet the Tier 1 and Tier 2 requirements and some that do not (see Figure 2). Interviews and online research of retailers revealed the following:

- Distributor: Prices are the same for a tile product in colors that do and do not meet cool roof requirements.
- Distributor: A cool roof has no effect on the cost.
- Multiple distributors: Prices for tile vary by color, whether it is a solid color or a blend. Solid color is typically cheaper than a blend. (Note that there are cool roof colors that are solid, i.e. red).
- Distributor: Concrete tile prices do not vary by color, clay tile prices will vary by color.

Thus, the price for the product does not vary based on its solar reflectivity properties, rather, tile products vary simply based on the color. Although color also affects the solar reflectivity properties, there is not a direct correlation between the cool roof colors and the higher costing colors, as in Figure 2. Thus, cool roof products are available in the lower price categories.



Figure 2. Conventional and Cool Colored Tiles (EPA 2011)

### 4.1.4 Detailed Findings - Asphalt Shingles

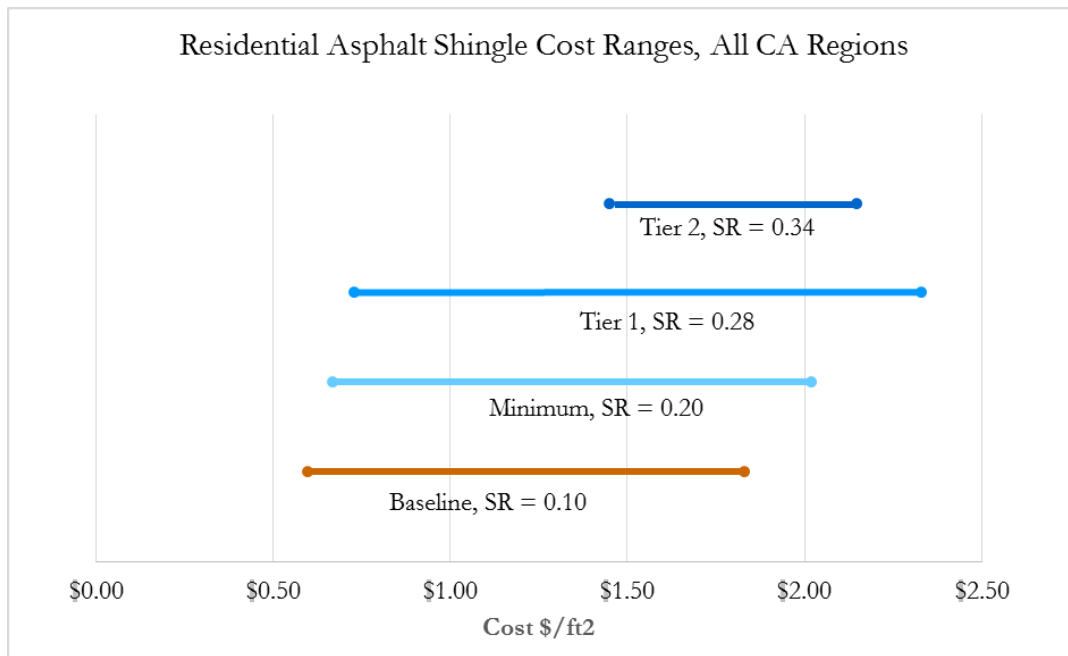
Based on interviews with several roofers and roof supply distributors throughout California, roofers are able to meet the Tier 1 and Tier 2 requirements at some additional cost when using asphalt shingles, depending on the product selected. Multiple roofers made the statement that there is no additional labor to install cool roof products. The prices per square foot in Table 11 were obtained from roofers, roof supply distributors and retail stores. As stated in the cost summary, the base case costs do not incorporate the high costs of higher end non-cool roof products.

**Table 11. Asphalt Shingle Cost Data for California Regions (\$/ft<sup>2</sup>)**

Region	Price Points	Base Case	Reach Code		
			Minimum	Tier 1	Tier 2
Northern California	19	\$1.03	\$1.27	\$1.32	\$2.15
Bay Area	28	\$0.95	\$1.51	\$1.15	\$1.81
Central Coast	12	\$0.86	\$1.70	\$1.66	\$1.90
Central California	8	\$1.40	\$0.78	\$0.85	\$1.76
Southern California	53	\$0.93	\$1.42	\$1.06	\$1.45

The costs in Table 11 generally indicate an incremental cost premium for installing cool roofs, as the Minimum, Tier 1, and Tier 2 prices are higher than the Base Case costs in most regions. However, products are available from the same manufacturers which do not meet any of the cool roof requirements but exceed the cost of the highly reflective products due to other quality and durability characteristics. As shown in Figure 3, the lowest cost estimates for all three cool roof levels are lower than the highest estimate for a base case product.

Tier 1 products show a large range of costs due to the number of asphalt products available to meet these requirements. The lower costing products are typically base case shingles in light or white shades; the higher costing products are typically designated “cool roof” products that come in various shades and carry a cost premium. Some Tier 1 products are even more expensive than Tier 2 products due to other quality performance characteristics.



**Figure 3. Asphalt Shingles Cost Ranges at Different SR Levels**

This range of costs show that it is possible to install an asphalt shingle cool roof at no additional cost, as compared to an equivalent quality product that has a lower CRRC cool roof rating. For example, Owens Corning TruDefinition Duration products in a cool roof shade and a non-cool roof shade cost the same

according to online comparison at a major retailer<sup>4</sup>. To meet Tier 2, there is the potential for increased cost compared to a basic asphalt shingle, as these Tier 2 asphalt shingles are generally higher quality products in addition to having higher reflectances. The available product pool is smaller, but remains cost competitive with high quality non-cool roof products.

A roofer in the Los Angeles area who commonly installs cool roofs noted that although the cool roof shingles might be more costly than a base case product, the quality is also better. The price differential for some of these higher-scale cool roof shingles are based on other factors in addition to cool roof characteristics. Interviews and researching online retailers revealed the following:

- Multiple distributors: No additional price to special order cool roof products, just requires a few additional days.
- Multiple roofers: No increase in labor on residential buildings for asphalt cool roofs.
- Roofer: Costs for residential cool roof products will remain competitive, but not as low as industry normal prices.
- Roofer: Sometimes certain shingles are minimum run quantities, meaning you need to buy a certain amount of product.
- Distributor: Purchasing asphalt shingles in large volumes can result in significant savings over base case prices.
- Distributor: There are manufacturers that deliver to the west coast, but do not ship their cool roof products because there is no demand for them. This distributor believes this dynamic will change if cool roofs are mandated.

As shown in Table 11, in CZs without a cool roof requirement, the cost premium of a Tier 1 cool roof can range between  $-\$0.60/\text{ft}^2$  to  $\$0.80/\text{ft}^2$ , compared to a basic asphalt shingle. Tier 1 can be met with basic asphalt shingles in white shades, which are lower cost than some of the manufacturer-specified cool roof products.

Table 12 and Table 13 show the differences in costs between white asphalt shingle products and manufacturer-specified cool roof products throughout California. Table 12 shows that white shades of basic asphalt shingles can achieve Tier 1 with lower incremental cost ( $-\$0.20/\text{ft}^2$ ) than base case shingles (all colors). The availability and popularity of white asphalt shingle products is unknown, but they bring the overall cost of Tier 1 asphalt shingle products downwards.

---

<sup>4</sup> Lowes.com

**Table 12. Cost of White Asphalt Shingle Products**

	Low Estimate (\$/ft <sup>2</sup> )	High Estimate (\$/ft <sup>2</sup> )	Average cost (\$/ft <sup>2</sup> )	Average Incremental cost (\$/ft <sup>2</sup> )
Base case <sup>5</sup>	\$0.60	\$1.83	\$0.96	-
Minimum	\$0.67	\$0.82	\$0.76	-\$0.20
Tier 1	\$0.72	\$1.31	\$0.87	-\$0.09
Tier 2	none	none	none	-

**Table 13. Cost of Cool Roof Designated Asphalt Shingle Products**

	Low Estimate (\$/ft <sup>2</sup> )	High Estimate (\$/ft <sup>2</sup> )	Average cost (\$/ft <sup>2</sup> )	Average Incremental cost (\$/ft <sup>2</sup> )
Base case <sup>5</sup>	\$0.60	\$1.83	\$0.96	-
Minimum	\$1.34	\$2.02	\$1.63	\$0.67
Tier 1	\$1.21	\$2.33	\$1.60	\$0.63
Tier 2	\$1.45	\$2.15	\$1.80	\$0.84

#### 4.2 LOW-SLOPED COOL ROOFS

Interviews found that roofers may be able to meet the Tier 1 and Tier 2 requirements at little or no additional cost, depending on the product selected. In some instances, there are cost savings associated with choosing a low-slope cool roof meeting the Prescriptive or Tier 1 levels of reflectance.

The 2013 Title 24 update increased the statewide prescriptively required reflectance for nonresidential low-sloped roofs to 0.63. In this report, this reflectance serves as the base case solar reflectance of low-sloped roofs on all nonresidential buildings. The proposed Reach Code requirements make the prescriptive value the minimum required, and increase the required reflectance to 0.68 and 0.70 for Tier 1 and Tier 2, respectively.

High-rise residential low-slope buildings in CZs 9-11 and 13-15 have prescriptive requirements for a solar reflectance of 0.55. No other CZs have low-slope requirements for high-rise residential buildings. There are prescriptive requirements for nonresidential and high-rise residential steep-slope roofs that have not been analyzed in this report because they are considered to be constructed very rarely, and the results of this analysis would not apply to a large number of buildings.

According to industry interviews, there is no additional labor for installing a cool roof product, as it requires the same techniques and types of products as installing a base case roof. In fact, the cost of cool roof products meeting the 2013 Title 24 requirements or even the Reach Code, can be cheaper than their darker, non-cool roof counterparts, as evidenced by data collection below, and supported by the 2013 Case Report for Nonresidential Cool Roofs:

*Looking first to the question of product availability, the research showed that there are a sufficient number of products on the market at or near the  $R_{aged} = 0.67$  level to support the adoption of that standard for enforcement starting in 2014. There are over 200 products listed on the CRRC database that meet the proposed  $R_{aged} = 0.67$  standard. More products are likely coming on the market before the proposed standard would take effect in 2014.*

<sup>5</sup> Roofers and distributors were asked to provide the cost of a basic quality product, regardless of the color. Therefore, these price points do not reflect higher quality products generally associated with higher costs.

...  
*Within the cool roof market, many of the products with  $R_{aged}$  values close to 0.55 are actually tinted versions of the more conventional white versions of the same product. The products with the darker reflectance can, therefore, actually have a higher initial cost while also driving higher energy costs.*

The prediction of more products becoming available made by the CASE author is supported by recent data collection. As of December 2014, the CRRC products directory contains 258 field applied coatings, 7 built-up and modified bitumen sheet roofing, and 24 single ply thermoplastic roofing options that meet the Tier 1 requirements (SR = 0.68, TE = 0.85).

Based on interviews with several roofers and roof supply distributors contacted in March through December of 2014 in the Petaluma, Daly City, Fremont, Sacramento, Lake Tahoe, Fresno, San Jose, Los Angeles, and San Diego areas, roofers are able to meet the Tier 1 and Tier 2 requirements at little or no additional cost, depending on the product selected. This finding is consistent with the findings from the 2013 Nonresidential Cool Roofs CASE Report (IOU 2011). A few roofers noted that there are certain product categories that would add about 10-15% more to the material cost to meet cool roof requirements, but that there are alternative methods that have no additional cost. Multiple roofers made the statement that there is no additional labor to install cool roof products. Two roofers in the Bay Area noted that their base case commercial low-sloped roofing application is cool roof; one of which noted that their base case is white reflective roofing at a solar reflectance of 0.70. This second roofer also mentioned that this is base case practice for commercial roofers in the area.

Table 14 below displays the low, high, and average costs for products to meet the cool roof requirements. Roofers and distributors were asked to provide the cost for a base case product for the various applications, such as a standard field applied coating or cap sheet. The following table includes cost estimates for field applied coatings, single-ply TPO/PVC, and cap sheets.

**Table 14. Low-Sloped Products Cost Data (\$/ft<sup>2</sup>) Collected March – December 2014**

	# of cost data points	Low Estimate	High Estimate	Average cost	Average Incremental cost for NonRes	Average Incremental cost for High-Rise Res
Base Case <sup>6</sup>	8	\$0.21	\$1.37	\$0.74	–	–
Minimum	25	\$0.28	\$1.43	\$0.69	–	-\$0.05
Tier 1	9	\$0.39	\$1.05	\$0.57	-\$0.12	-\$0.17
Tier 2	20	\$0.33	\$1.26	\$0.61	-\$0.08	-\$0.13

Cost figures for all Climate Zones, shown in Table 16 and Table 16, are the prices used in the cost effectiveness analysis. Base case costs are only relevant to the low-rise and high-rise multifamily models because the Title 24 default or prescriptive requirement is lower than the minimum Reach Code requirement for these building types. Thus, the Reach Code incremental cost is compared to the base case cost in Table 15. As described earlier, Title 24 Part 6 prescriptive requirements for nonresidential buildings serve as the ‘base case’ for cost effectiveness, and these are the same as the minimum Reach Code requirements. Thus, in Table 16 the Reach Code costs are compared to the Minimum Reach Code.

<sup>6</sup> Roofers and distributors were asked to provide the cost of a basic quality product, regardless of the color. Therefore, these price points do not reflect higher quality products generally associated with higher costs.

These prices represent a limited sample, and a small difference in cost (e.g., \$0.03 difference for a Tier 2 product in CZ 3) in cost may be considered within a margin of error.

**Table 15. Low-sloped Multifamily Residential Roof Average and Incremental Costs**

CZ	# Price Points	Avg Cost – Base Case	Avg Cost – Minimum (SR = 0.63, TE = 0.75)	Min +/-	Avg Cost – Tier 1 (SR = 0.68, TE = 0.85)	Tier 1 +/-	Avg Cost – Tier 2 (SR = 0.70, TE = 0.85)	Tier 2 +/-
1	7	\$0.66	\$0.76	\$0.10	\$0.46	-\$0.20	\$0.40	-\$0.26
2	23	\$0.66	\$0.76	\$0.10	\$0.46	-\$0.20	\$0.40	-\$0.26
3	25	\$0.67	\$0.39	-\$0.28	\$0.46	-\$0.22	\$0.42	-\$0.25
4	25	\$0.67	\$0.39	-\$0.28	\$0.46	-\$0.22	\$0.42	-\$0.25
5	9	\$0.67	\$0.43	-\$0.24	\$0.46	-\$0.22	\$0.42	-\$0.26
6	21	\$0.81	\$0.97	\$0.17	\$0.56	-\$0.25	\$0.97	\$0.17
7	21	\$0.81	\$0.97	\$0.17	\$0.56	-\$0.25	\$0.97	\$0.17
8	21	\$0.81	\$0.97	\$0.17	\$0.56	-\$0.25	\$0.97	\$0.17
9	21	\$0.81	\$0.97	\$0.17	\$0.56	-\$0.25	\$0.97	\$0.17
10	21	\$0.81	\$0.97	\$0.17	\$0.56	-\$0.25	\$0.97	\$0.17
11	7	\$0.67	\$0.56	-\$0.11	\$0.46	-\$0.21	\$0.41	-\$0.25
12	16	\$0.67	\$0.36	-\$0.32	\$0.46	-\$0.22	\$0.43	-\$0.25
13	9	\$0.67	\$0.39	-\$0.28	\$0.46	-\$0.22	\$0.42	-\$0.25
14	21	\$0.81	\$0.97	\$0.17	\$0.56	-\$0.25	\$0.97	\$0.17
15	21	\$0.81	\$0.97	\$0.17	\$0.56	-\$0.25	\$0.97	\$0.17
16	28	\$0.71	\$0.70	-\$0.02	\$0.49	-\$0.22	\$0.60	-\$0.11

**Table 16. Low-sloped Nonresidential Roof Average and Incremental Costs**

CZ	# Price Points	Avg Cost – Minimum (SR = 0.63, TE = 0.75)	Min +/-	Avg Cost – Tier 1 (SR = 0.68, TE = 0.85)	Tier 1 +/-	Avg Cost – Tier 2 (SR = 0.70, TE = 0.85)	Tier 2 +/-
1	7	\$0.76	\$0.00	\$0.46	-\$0.30	\$0.40	-\$0.36
2	23	\$0.76	\$0.00	\$0.46	-\$0.30	\$0.40	-\$0.36
3	25	\$0.39	\$0.00	\$0.46	\$0.06	\$0.42	\$0.03
4	25	\$0.39	\$0.00	\$0.46	\$0.06	\$0.42	\$0.03
5	9	\$0.43	\$0.00	\$0.46	\$0.03	\$0.42	-\$0.01
6	21	\$0.97	\$0.00	\$0.56	-\$0.41	\$0.97	\$0.00
7	21	\$0.97	\$0.00	\$0.56	-\$0.41	\$0.97	\$0.00
8	21	\$0.97	\$0.00	\$0.56	-\$0.41	\$0.97	\$0.00
9	21	\$0.97	\$0.00	\$0.56	-\$0.41	\$0.97	\$0.00
10	21	\$0.97	\$0.00	\$0.56	-\$0.41	\$0.97	\$0.00
11	7	\$0.56	\$0.00	\$0.46	-\$0.10	\$0.41	-\$0.14
12	16	\$0.36	\$0.00	\$0.46	\$0.10	\$0.43	\$0.07
13	9	\$0.39	\$0.00	\$0.46	\$0.06	\$0.42	\$0.03



CZ	# Price Points	Avg Cost – Minimum (SR = 0.63, TE = 0.75)	Min +/-	Avg Cost – Tier 1 (SR = 0.68, TE = 0.85)	Tier 1 +/-	Avg Cost – Tier 2 (SR = 0.70, TE = 0.85)	Tier 2 +/-
14	21	\$0.97	\$0.00	\$0.56	-\$0.41	\$0.97	\$0.00
15	21	\$0.97	\$0.00	\$0.56	-\$0.41	\$0.97	\$0.00
16	28	\$0.70	\$0.00	\$0.49	-\$0.20	\$0.60	-\$0.10

## 5. Cost-Effectiveness Analysis

The cost-effectiveness results using the energy savings and the Reach Code costs described in the preceding sections are provided below. A positive PV\$ indicates that there are energy savings associated with the cool roof. The PV\$ is divided by the incremental price of the cool roof to determine the Benefit-to-Cost (B/C) ratio of the cool roof. Thus, a B/C ratio over 1 indicates the cool roof is cost effective over its lifetime.

Because of the extensive data collected, only summary findings are provided in this section. Detailed cost effectiveness results and recommendations for each Climate Zone are located in *Appendix C: Complete Cost Data Collected*, and a summary of the cost effectiveness for all prototypes and climate zones is provided below in Table 17, Table 18, and Table 19. Cells highlighted in green indicate that the proposed cool roof reach code is cost effective in those Climate Zones. Dashed lines in Table 17 indicate that the Title 24 Prescriptive requirement is the same as the Minimum Reach Code requirement.

When viewing the cost effectiveness results, note the following:

### Single Family Residential

- Prototypes in Climate Zones 1-7 have relatively low or negative energy savings associated with the cool roofs Reach Code. This results in mostly cost ineffective Reach Code.
- Prototypes in Climate Zones 8 and 9 show that adopting the Minimum Reach Code is moderately cost effective, but adopting Tier 1 and Tier 2 Reach Codes is significantly cost effective.
- Prototypes in Climate Zones 10-15 generally show that adopting Tier 1 and Tier 2 Reach Codes cost effective, despite already having prescriptive requirements equivalent to the Minimum Reach Code.

### Low-Rise Multifamily

- Prototypes show energy savings for both low-slope and steep-slope cool roof Reach Codes in Climate Zones 2-16. Low-slope roof types provide much higher energy savings because there is a larger difference between the Minimum Reach Code of SR = 0.63 from the default value of SR = 0.10. (The minimum steep-slope Reach Code is SR = 0.28).
- Prototypes in Climate Zones 2, 4, and 6-16 show that adopting the steep-slope Reach Code Tiers 1 and 2 is cost effective.
- Prototypes in Climate Zones 2-16 show that adopting the low-slope cool roof Reach Code is cost effective.

### High-Rise Multifamily

- Prototypes in Climate Zones 9-11, 13, and 15 do not show energy savings at various Reach Code levels. These are Climate Zones with prescriptive cool roof requirements.



- Climate Zone 14 also has prescriptive cool roof requirements, but shows that adopting cool roofs leads to energy savings cost effectively.
- Climate Zones 2-8, 12, and 16 would see energy reductions from high-rise multifamily cool roofs.

### **Nonresidential**

- Nonresidential low-slope roofs are prescriptively required by the 2013 Standards to have a cool roof (SR = 0.63). Thus the minimum reach code proposal does not result in an incremental cost in any of the Climate Zones for these prototypes.
- Standalone Retail new construction prototypes in Climate Zones 1-5 show low or negative energy savings as a result of the Reach Code.
- Although simulations show low or negative energy savings for new construction, the Standalone Retail prototype shows energy savings in Climate Zone 3 and 4 when considering a retrofit situation with higher internal lighting loads.
- Medium Office and Strip Mall prototypes in Climate Zones 2-5 show that adopting the cool roof Reach Code is cost effective.
- All nonresidential prototypes in Climate Zones 6-16 demonstrate that the cool roofs Reach Code is cost effective.

To help policymakers in each Climate Zone make decisions for their jurisdiction, Climate-Zone-specific result summaries are provided in *Appendix D: Full Cost Effectiveness Results*.

Table 17. Benefit to Cost Ratios for the Minimum Reach Code in All CZs

Reach Code	CZ	Residential				High-Rise and Nonresidential			
		1-story Single Family	2-story Single Family	Low-rise Multifamily (steep slope)	Low-rise Multifamily (low slope)	High-rise Multifamily	Medium Office	Standalone Retail	Strip Mall
Minimum	1	No Savings	No Savings	No Savings	No Savings	No Savings	-	-	-
	2	No Savings	0.3	1.1	9.7	4.7	-	-	-
	3	No Savings	No Savings	0.1	No Costs	No Costs	-	-	-
	4	0.3	0.8	1.6	No Costs	No Costs	-	-	-
	5	No Savings	No Savings	0.2	No Costs	No Costs	-	-	-
	6	No Savings	0.1	0.7	4.8	3.7	-	-	-
	7	0.1	0.2	0.6	3.9	5.6	-	-	-
	8	0.9	1.2	1.3	10.3	4.6	-	-	-
	9	1.2	1.7	1.5	11.8	No Savings	-	-	-
	10	-	-	-	12.7	No Savings	-	-	-
	11	-	-	-	No Costs	No Savings	-	-	-
	12	-	-	-	No Costs	No Costs	-	-	-
	13	-	-	-	-	No Savings	-	-	-
	14	-	-	-	10.5	1.9	-	-	-
	15	-	-	-	-	0.9	-	-	-
	16	0.5	4.8	8.5	No Costs	No Costs	-	-	-

Table 18. Benefit to Cost Ratios for Tier 1 Reach Code in All CZs

Reach Code	CZ	Residential				High-Rise and Nonresidential			
		1-story Single Family	2-story Single Family	Low-rise Multifamily (steep slope)	Low-rise Multifamily (low slope)	High-rise Multifamily	Medium Office	Standalone Retail	Strip Mall
Tier 1	1	No Savings	No Savings	No Savings	No Savings	No Savings	No Savings	No Savings	No Savings
	2	No Savings	0.6	3.4	No Costs	No Costs	No Costs	No Savings	No Costs
	3	No Savings	No Savings	0.3	No Costs	No Costs	1.4	No Savings	0.7
	4	No Savings	2.1	5.4	No Costs	No Costs	2.2	No Savings	1.9
	5	No Savings	No Savings	0.2	No Costs	No Costs	5.0	No Savings	1.1
	6	No Savings	0.4	5.6	No Costs	No Costs	No Costs	No Costs	No Costs
	7	No Savings	1.2	4.3	No Costs	No Costs	No Costs	No Costs	No Costs
	8	6.4	8.4	10.7	No Costs	No Costs	No Costs	No Costs	No Costs
	9	8.8	12.4	11.8	No Costs	No Costs	No Costs	No Costs	No Costs
	10	No Costs	No Costs	No Costs	No Costs	No Savings	No Costs	No Costs	No Costs
	11	13.9	20.5	16.4	No Costs	No Costs	No Costs	No Costs	No Costs
	12	No Costs	No Costs	No Costs	No Costs	No Costs	1.4	1.4	2.2
	13	50.6	71.0	56.4	No Costs	No Savings	3.6	3.2	4.1
	14	No Costs	No Costs	No Costs	No Costs	No Costs	No Costs	No Costs	No Costs
	15	No Costs	No Costs	No Costs	No Costs	No Costs	No Costs	No Costs	No Costs
	16	No Savings	No Costs	No Costs	No Costs	No Costs	No Costs	No Costs	No Costs

Table 19. Benefit to Cost Ratios for Tier 2 Reach Code in All CZs

Reach Code	CZ	Residential				High-Rise and Nonresidential			
		1-story Single Family	2-story Single Family	Low-rise Multifamily (steep slope)	Low-rise Multifamily (low slope)	High-rise Multifamily	Medium Office	Standalone Retail	Strip Mall
Tier 2	1	No Savings	No Savings	No Savings	No Savings	No Savings	No Savings	No Savings	No Savings
	2	No Savings	0.2	1.0	No Costs	No Costs	No Costs	No Savings	No Costs
	3	No Savings	No Savings	0.2	No Costs	No Costs	4.5	No Savings	1.5
	4	No Savings	0.5	1.3	No Costs	No Costs	6.1	1.1	5.1
	5	No Savings	No Savings	0.2	No Costs	No Costs	No Costs	No Savings	No Costs
	6	No Savings	0.1	1.7	5.2	4.6	256.8	63.6	186.9
	7	No Savings	0.3	1.3	4.5	4.6	299.6	190.9	230.1
	8	1.9	2.6	3.4	12.1	4.6	299.6	95.4	230.1
	9	2.7	3.9	3.7	13.7	1.8	256.8	222.7	258.8
	10	34.2	49.4	49.9	14.9	No Savings	128.4	286.3	215.7
	11	1.2	1.8	1.4	No Costs	No Savings	No Costs	No Costs	No Costs
	12	1.3	1.9	1.8	No Costs	No Costs	2.6	2.9	3.5
	13	2.1	3.0	2.4	No Costs	No Savings	10.6	7.9	10.2
	14	31.6	48.9	39.5	12.3	1.8	256.8	381.8	359.5
	15	75.8	97.9	81.8	3.9	0.9	299.6	572.6	474.5
	16	No Savings	0.4	1.2	No Costs	No Costs	No Costs	No Costs	No Costs

## 6. Urban Heat Island Mitigation

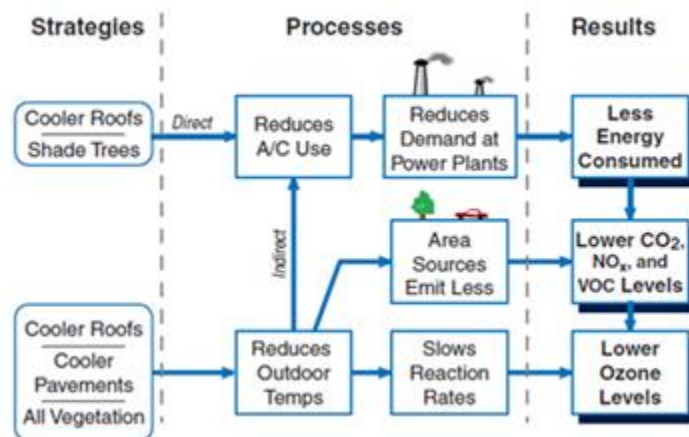
A great deal of research has been done to identify and quantify the energy savings and GHG reduction potential of cool roofs. Below are citations from studies that summarize the benefits. Additional detailed information to support the initiative is available in the references contained in these studies.

### 6.1 GLOBAL COOLING: INCREASING WORLD-WIDE URBAN ALBEDOS TO OFFSET CO<sub>2</sub>

According to the study *Global Cooling: Increasing World-wide Urban Albedos to Offset CO<sub>2</sub>* (Akbari 2008), improving the solar reflectance of roofing materials provides two significant benefits:

- More reflective roof material allows less solar radiation through the building envelope into the conditioned space, reducing the HVAC equipment load and thereby reducing GHG emissions associated with energy generation.
- The solar reflective roof helps reject solar radiation out of the atmosphere and creates a “global” cooling effect on its urban surroundings. This indirectly reduces the HVAC load again by minimizing the temperature difference between the surrounding ambient and the conditioned space. This reduction in “global” temperature (or the reversal of the urban heat island effect) also creates a negative impact (in radiative forcing) on GHG concentration in the atmosphere.

Cool roofs, cool pavements, and shade trees, save energy and improve air quality. Both the direct and indirect mechanisms for cool roof impact on GHG are depicted below in Figure 4.



**Figure 4. Mechanism: “Cool Roofs, Cool Pavements and Shade Trees Save Energy and Improve Air Quality”.<sup>7</sup>**

The cool roof’s indirect effect of radiative forcing on atmospheric CO<sub>2</sub> concentration is in addition to the avoided CO<sub>2</sub> emission associated with lower HVAC loads. Based on an IPCC estimate, a 0.01 increase in reflectance of an urban surface results in decreasing emitted CO<sub>2</sub> equivalent by -2.5 kg CO<sub>2</sub> per m<sup>2</sup> (or -0.23 kg CO<sub>2</sub> per square foot).

<sup>7</sup> Citation for image: *Global Cooling: Increasing World-wide Urban Albedos to Offset CO<sub>2</sub>*, Hashem Akbari, Heat Island Group, Ernest Orlando Lawrence Berkeley National Laboratory Fifth Annual California Climate Change Conference, Sacramento, CA, September 9, 2008

## 6.2 MID-CENTURY WARMING IN THE LOS ANGELES REGION

According to the climate change advocacy group C-Change LA<sup>8</sup>, UCLA research suggests that by midcentury local temperatures will increase between 3.7°F and 5.4°F. Rising temperatures will be most notable during the summer and fall, with the number of “extreme heat” days above 95°F tripling in downtown Los Angeles and nearly quadrupling in the San Fernando and San Gabriel valleys. “The changes our region will face are significant, and we will have to adapt,” said UCLA Professor Alex Hall, lead author of *Mid-Century Warming in the Los Angeles Region* (Hall, 2012). Cool roofs were recommended as an effective measure to mitigate the projected temperature increases and provide the following benefits to the greater Los Angeles region:

1. Become more resilient and healthier on hot days
2. Reduce heat related hospitalizations
3. Improve air quality by reducing the formation of ozone
4. Inoculate against power outages
5. Reduce homeowners electricity bills
6. Reduce greenhouse gas emissions
7. Provide a more pleasant home environment

## 6.3 REDUCING URBAN HEAT ISLANDS: COMPENDIUM OF STRATEGIES

According to the findings contained in the study *Reducing Urban Heat Islands: Compendium of Strategies* (EPA 2011), cool roofing can help address the problem of heat islands, which results in part from the combined heat of numerous individual hot roofs in a city or suburb. The use of cool roofs as a mitigation strategy brings many benefits, including reduced energy use, reduced air pollution and greenhouse gas emissions, and improved human health and comfort.

- **Reduced Energy Use.** A cool roof transfers less heat to the building below, so the building stays cooler and more comfortable and uses less energy for cooling. Cool roofing saves energy when most needed—during peak electrical demand periods that generally occur on hot, summer weekday afternoons, when offices and homes are running cooling systems, lights, and appliances. By reducing cooling system needs, a cool roof can help building owners reduce peak electricity demand.
- **Reduced Air Pollution and Greenhouse Gas Emissions.** The widespread adoption of heat island mitigation efforts such as cool roofs can reduce energy use during the summer months. To the extent that reduced energy demand leads to reduced burning of fossil fuels, cool roofs contribute to fewer emissions of air pollutants, such as nitrogen oxides (NO<sub>x</sub>), as well as greenhouse gases, primarily carbon dioxide (CO<sub>2</sub>). The relationships between pollutant reductions and improved air quality are complex, however, and require air quality modeling to demonstrate the benefits in specific urban areas. Reductions in air pollutant emissions such as NO<sub>x</sub> generally provide benefits in terms of improved air quality, particularly ground-level ozone. The CO<sub>2</sub> reductions can be substantial. For example, one study estimated potential CO<sub>2</sub> reductions of 6 to 7 percent in Baton Rouge and Houston from reduced building energy use (Konopacki et. Al 2002).
- **Improved Human Health and Comfort.** Ceilings directly under hot roofs can be very warm. A cool roof can reduce air temperatures inside buildings with and without air conditioning.

---

<sup>8</sup> <http://climateresolve.org/la-becomes-first-major-city-to-mandate-cool-roofs-on-all-new-residences/>

## 7. Documents Relied Upon

1. Architectural Energy Corporation 2011b. 2013 Nonresidential Cool Roofs CASE Report, October, 2011. Available online at: [http://www.energy.ca.gov/title24/2013standards/prerulemaking/documents/current/Reports/Nonresidential/Envelope/2013\\_CASE\\_NR\\_Cool\\_Roofs\\_Oct\\_2011.pdf](http://www.energy.ca.gov/title24/2013standards/prerulemaking/documents/current/Reports/Nonresidential/Envelope/2013_CASE_NR_Cool_Roofs_Oct_2011.pdf)
2. Architectural Energy Corporation 2012a. [Architectural Energy Corporation Non Residential Cool Roof Cost Summary TN-65228](#), February 8, 2012.
3. Architectural Energy Corporation, 2012b. Revised LCC for NR Cool Roofs, [http://www.energy.ca.gov/title24/2013standards/rulemaking/documents/public\\_comments/4\\_5-day/2012-05-15\\_Revised\\_LCC\\_for\\_NR\\_Cool\\_Roofs\\_TN-65227.pdf](http://www.energy.ca.gov/title24/2013standards/rulemaking/documents/public_comments/4_5-day/2012-05-15_Revised_LCC_for_NR_Cool_Roofs_TN-65227.pdf), May 15, 2012.
4. Architectural Energy Corporation, 2012c. [Architectural Energy Corporation Response to ARMA Comments TN-65233](#), May 11, 2012.
5. Akbari, H., 2003. "Measured energy savings from the application of reflective roofs in two small non-residential buildings." Energy. 2003; 28:953-967. Available online at: [http://dx.doi.org/10.1016/S0360-5442\(03\)00032-X](http://dx.doi.org/10.1016/S0360-5442(03)00032-X)
6. Akbari et al. 2008. Global Cooling: Increasing World-wide Urban Albedos to Offset CO<sub>2</sub>, Climate Change Vol. 95, Joint Issue 3-4 (May-June 2009)
7. [IOU] California Utilities Statewide Code and Standards Team 2011. Residential Roof Envelope Measures, October, 2011. Available online at: [http://www.energy.ca.gov/title24/2013standards/prerulemaking/documents/current/Reports/Residential/Envelope/2013\\_CASE\\_R\\_Roof\\_Measures\\_Oct\\_2011.pdf](http://www.energy.ca.gov/title24/2013standards/prerulemaking/documents/current/Reports/Residential/Envelope/2013_CASE_R_Roof_Measures_Oct_2011.pdf)
8. [CEC] 2011a. Life-Cycle Cost Methodology. Available at: [http://www.energy.ca.gov/title24/2013standards/prerulemaking/documents/general\\_cec\\_documents/2011-01-14\\_LCC\\_Methodology\\_2013.pdf](http://www.energy.ca.gov/title24/2013standards/prerulemaking/documents/general_cec_documents/2011-01-14_LCC_Methodology_2013.pdf)
9. [CEC] 2011b. Time Dependent Valuation of Energy for Developing Building Efficiency Standards – 2013 TDV Data Sources and Inputs. Available at: [http://www.energy.ca.gov/title24/2013standards/prerulemaking/documents/general\\_cec\\_documents/Title24\\_2013\\_TDV\\_Methodology\\_Report\\_23Feb2011.pdf](http://www.energy.ca.gov/title24/2013standards/prerulemaking/documents/general_cec_documents/Title24_2013_TDV_Methodology_Report_23Feb2011.pdf)
10. [CEC] 2012a. [CEC Response E-mail to ARMA Comments and Supporting Data on Proposed 2013 Building Standards TN-65234](#), May 15, 2012. Available online at: [http://www.energy.ca.gov/title24/2013standards/rulemaking/documents/public\\_comments/4\\_5-day/2012-05-15\\_CEC\\_Response\\_E-mail\\_to\\_ARMA\\_Comments\\_and\\_Supporting\\_Data\\_on\\_Proposed\\_2013\\_Building\\_Standards\\_TN-65234.pdf](http://www.energy.ca.gov/title24/2013standards/rulemaking/documents/public_comments/4_5-day/2012-05-15_CEC_Response_E-mail_to_ARMA_Comments_and_Supporting_Data_on_Proposed_2013_Building_Standards_TN-65234.pdf)
11. [CEC] 2012b. Cool Roof Response Memo, Payam Bozorgchami TN-64571, April 3, 2012.
12. EPA, 2011. Reducing Urban Heat Islands: Compendium of Strategies. Available online at: <http://www.epa.gov/hiri/resources/pdf/CoolRoofsCompendium.pdf>
13. Hall, A. 2012. Mid Century Warming in the Los Angeles Region. Available at: <http://c-change.la/pdf/LARC-web.pdf>
14. IPCC. 2007. Climate change 2007—The Physical Science Basis, Contribution of Working Group I to the Fourth Assessment Report of the IPCC. Chapter 7, Figure 7.4 and Section 7.3.2.1 (516–517)

15. Konopacki, S., and H. Akbari 2002. Energy Savings for Heat Island Reduction Strategies in Chicago and Houston (Including Updates for Baton Rouge, Sacramento, and Salt Lake City). Paper LBNL-49638. Lawrence Berkeley National Laboratory, Berkeley, CA.
16. Levinson R, Akbari H, Konopacki S, Bretz SE. 2005. "Inclusion of cool roofs in nonresidential Title 24 prescriptive requirements." *Energy Policy*. 2005;33:151-170
17. Rose LS, Akbari H, Taha H. 2003. Characterizing the Fabric of the Urban Environment: A Case Study of Greater Houston, Texas. Lawrence Berkeley National Laboratory Report LBNL-51448, Berkeley, CA. A presentation of the same title was given at the Fifth Annual California Climate Change Conference, Sacramento, CA on September 9, 2008
18. Rosenfeld, Arthur. 2012. ACEEE Talk: An Economic Comparison of White, "Green," & Black Flat Roofs in the U.S. and Globally. Asilomar/Pacific Grove, CA. August 13, 2012. Available online at: <https://sites.google.com/a/lbl.gov/cool-white-planet/presentations>



# 8. Appendices

## 8.1 APPENDIX A: MAP OF CALIFORNIA CLIMATE ZONES

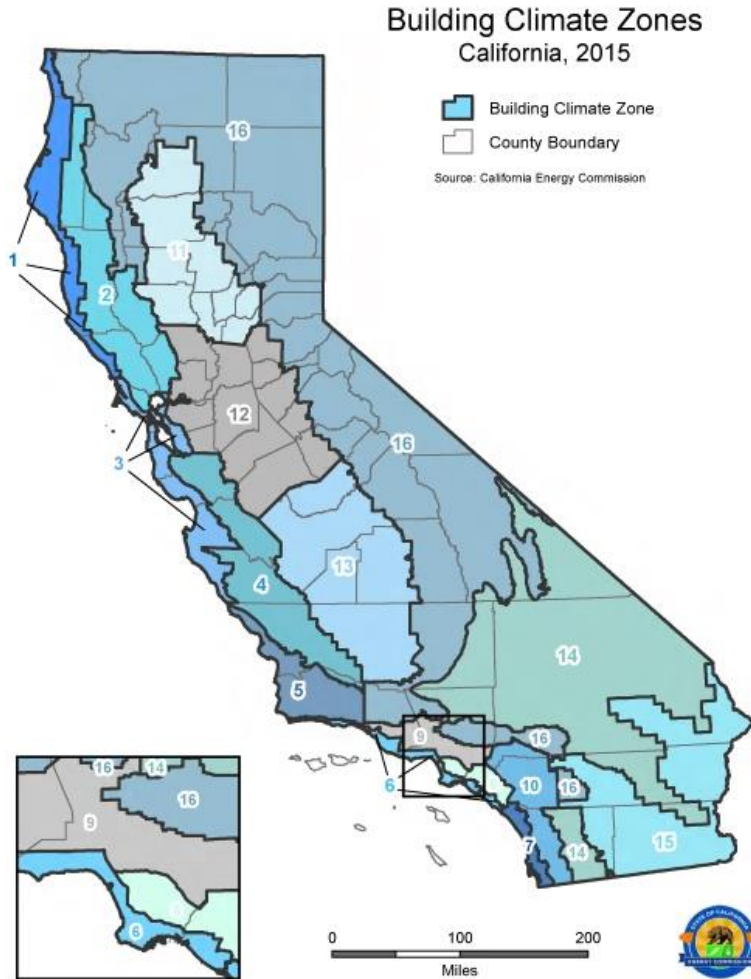


Figure 5. California Climate Zones Map (courtesy of CEC)

For a list of jurisdictions and zip codes in each climate zone, please reference the Title 24 Standards Joint Appendices JA2.

## 8.2 APPENDIX B: COOL ROOF REQUIREMENTS IN TITLE 24 PART 6 AND PART 11 (CALGREEN)

The Building Energy Efficiency Standards (Title 24, Part 6 of the California Code of Regulations) establish a minimum level of building energy efficiency. The California Energy Commission has adopted and periodically updates the Standards to ensure that building construction, system design and installation achieve energy efficiency and preserve outdoor and indoor environmental quality. A building can be designed to a higher efficiency level, resulting in additional energy savings. The Standard updates must be cost effective based on the life cycle of the building, must include performance and prescriptive

compliance approaches, and must be periodically updated to account for technological improvements in efficiency technology.

Local governmental agencies may adopt and enforce other energy standards, such as Reach Codes, for newly constructed buildings, additions, alterations, and repairs to existing buildings provided the Energy Commission finds that the standards will require buildings to be designed to consume no more energy than permitted by Title 24, Part 6. The provisions of Part 6 apply to the building envelope, space-conditioning systems, water-heating systems, pool and spas, solar ready buildings, indoor lighting systems of buildings, outdoor lighting systems, and signs located either indoors or outdoors, in buildings that are of Occupancy Group A, B, E, F, H, M, R, S, or U.

The California Green Building Standards Code (aka “CALGreen”, codified in Title 24, Part 11 of the California Code of Regulations) is intended to improve public health, safety and general welfare by enhancing the design and construction of buildings through the use of building concepts having a reduced negative impact or positive environmental impact and encouraging sustainable construction practices in the following categories:

- Planning and design.
- Energy efficiency.
- Water efficiency and conservation.
- Material conservations and resource efficiency.
- Environmental quality.

CalGreen has both mandatory and voluntary (CALGreen Tier 1 and Tier 2) measures. As shown below in Table 20, the most recently adopted versions (2013) of Title 24 Parts 6 and 11 have different requirements. CALGreen set Tier 1 levels for low-sloped cool roofs below the prescriptive requirements contained in Title 24 Part 6. (The CALGreen Tier 1 steep-slope roofs requirements are equivalent to Title 24 Part 6).

According to Chapter 1, Section 101.6.3 of Title 24 Part 11<sup>9</sup>: “When the requirements of CALGreen conflict with the requirements of any other part of the *California Building Standards Code*, Title 24, the most restrictive requirement shall prevail.” Therefore the prescriptive requirements from the 2013 version Title 24 Part 6 are the minimum requirements, and the justification of energy savings and costs are compared to these requirements.

---

<sup>9</sup> [http://www.ecodes.biz/ecodes\\_support/free\\_resources/2013California/13Green/PDFs/Chapter%201%20-%20Administration.pdf](http://www.ecodes.biz/ecodes_support/free_resources/2013California/13Green/PDFs/Chapter%201%20-%20Administration.pdf)

Table 20. Cool Roof Requirements in Title 24 Part 6 and Part 11

Climate Zone	Code	Requirement Type	Slope	Minimum 3-yr Aged Solar Reflectance	Thermal Emittance	Minimum SRI
<b>Nonresidential</b>						
ALL	<b>2013 T24 Part 6</b>	Prescriptive	Low (<2:12)	0.63	0.75	75
ALL	<b>2013 T24 Part 6</b>	Prescriptive	Steep (>2:12)	0.20	0.75	16
ALL	2013 T24 Part 11	Voluntary TIER 1	Low (<2:12)	0.55	0.75	64
ALL	2013 T24 Part 11	Voluntary TIER 1	Steep (>2:12)	0.20	0.75	16
ALL	2013 T24 Part 11	Voluntary TIER 2	Low (<2:12)	0.65	0.85	78
ALL	2013 T24 Part 11	Voluntary TIER 2	Steep (>2:12)	0.30	0.85	30
<b>High-Rise Residential</b>						
9-11, 13-15	<b>2013 T24 Part 6</b>	Prescriptive	Low (<2:12)	0.55	0.75	64
2-15	<b>2013 T24 Part 6</b>	Prescriptive	Steep (>2:12)	0.2	0.75	16
10, 11, 13-15	2013 T24 Part 11	Voluntary TIER 1	Low (<2:12)	0.55	0.75	64
10-15	2013 T24 Part 11	Voluntary TIER 1	Steep (>2:12)	0.20	0.75	16
2-15	2013 T24 Part 11	Voluntary TIER 2	Low (<2:12)	0.65	0.75	78
2-15	2013 T24 Part 11	Voluntary TIER 2	Steep (>2:12)	0.23	0.75	20
<b>Low-Rise Residential</b>						
13,15	<b>2013 T24 Part 6</b>	Prescriptive	Low (<2:12)	0.63	0.75	75
10-15	<b>2013 T24 Part 6</b>	Prescriptive	Steep (>2:12)	0.20	0.75	16
13,15	2013 T24 Part 11	Voluntary TIER 1	Low (<2:12)	0.55	0.75	64
10-15	2013 T24 Part 11	Voluntary TIER 1	Steep (>2:12)	0.20	0.75	16
2,4,6-15	2013 T24 Part 11	Voluntary TIER 2	Low (<2:12)	0.65	0.85	78
2,4,6-15	2013 T24 Part 11	Voluntary TIER 2	Steep (>2:12)	0.23	0.85	20

### 8.3 APPENDIX C: COMPLETE COST DATA COLLECTED

#### 8.3.1 Tile Costs

Data was collected over the months of March – December 2014. Cost estimates for concrete and clay tile are not distinguished by the aged solar reflectance (ASR) values because, based on feedback from interviews, pricing for tile is independent of its ASR value; therefore, these values are omitted in the table below. Note that while prices were attained for specific products, the prices are assumed to be applicable to all tile products within the same tile category from that manufacturer. Thus, these prices are assumed for both the base case and Reach code because the tile products offered within each category span across the requirements.

Distribution Area	Location	Retailer/Distributor	Tile Product	Reach Code Tier	Price (\$/ft <sup>2</sup> )	Notes from Interview
ALL		Eagle Roofing	All Tile	ALL		There is no cost increase for just reflective tile. For tile, the highly reflective products are in the same price matrix as the rest of our products.
Bay Area/Central Coast	San Jose	ABC Supply Co.	Eagle Roofing "Builder/Re-roof"	ALL	\$1.19	For Eagle Tile, color doesn't matter. All profiles and colors are the same for the selected "category" or tile.
Bay Area/Central Coast	San Jose	ABC Supply Co.	Eagle Roofing "Designer Select"	ALL	\$1.26	For Eagle Tile, color doesn't matter. All profiles and colors are the same for the selected "category" or tile.
Bay Area/Central Coast	Paso Robles	ABC Supply Co.	All Tile	ALL		Tile cost based on blends, the more extreme blends you have in the mix the more you charge. That is for cool roof or standard. Cool roofs usually have 2 mixes, so more blends.
Northern California	Santa Rosa	ABC Supply Co.	All Tile	ALL		Tile is pretty much tile, they just change the glaze, not the mold so the prices don't change.
Southern California	El Monte	Ford Wholesale	Tile	ALL	\$1.10	
Southern California	Pasadena	JB Wholesale Roofing	Tile	ALL		Most tile are cool roof; no effect on cost
Southern California	Commerce	Structural Materials Co	Eagle Roofing BelAir Builder/re-roof (red)	ALL	\$0.68	

Distribution Area	Location	Retailer/Distributor	Tile Product	Reach Code Tier	Price (\$/ft <sup>2</sup> )	Notes from Interview
Southern California	Commerce	Structural Materials Co	Eagle Roofing Capistrano red (Builder/Re-roof)	ALL	\$0.61	
Southern California	Santa Fe Springs	Pacific Coast Supply	Boral/US Tile Monterey Slate	ALL	\$1.94	
Southern California	Santa Fe Springs	Pacific Coast Supply	US Tile Modera 1-piece	ALL	\$1.38	
Southern California	Santa Fe Springs	Pacific Coast Supply	US Tile Modera 2-piece	ALL	\$2.58	
Southern California	Los Angeles	United Roofing Supply	Boral/US Tile Barcelona	ALL	\$1.00	Price can vary based on color, but mostly in this price range
Southern California	Los Angeles	United Roofing Supply	US Tile/Boral Clay 1-piece S (red)	ALL	\$1.45	
Southern California	Los Angeles	United Roofing Supply	US Tile/Boral Clay 1-piece S (blend)	ALL	\$1.78	
Southern California	Los Angeles	United Roofing Supply	US Tile/Boral Clay 1-piece light (red)	ALL	\$1.66	
Southern California	Los Angeles	United Roofing Supply	US Tile/Boral Clay 1-piece light (blend)	ALL	\$1.76	
Southern California	Los Angeles	Allied Roofing Products	All Tile	ALL		Concrete tile prices do not vary based on color, clay tile do vary by color
Southern California	San Diego	Ford Wholesale	All Tile	ALL		Concrete/clay tile cost depends on the color blend. Could have a cool roof tile that is the same cost as a non-cool roof color
Southern California	Vista	Structural Materials Co	All Tile	ALL		Pretty much all tile is cool roof rated. For pricing, it depends on the brand, color, and profile.
Southern California	San Diego	Roofing Supply Group	All Tile	ALL		Blends are more expensive, slurry finish is the standard/base cost, color through is more expensive. No difference in application of tile (labor).
Southern California	Los Angeles	Structural Materials Co	All Tile - low range basic	ALL	\$0.60	

Distribution Area	Location	Retailer/Distributor	Tile Product	Reach Code Tier	Price (\$/ft <sup>2</sup> )	Notes from Interview
Southern California	Los Angeles	Structural Materials Co	All Tile - High range basic	ALL	\$1.00	

### 8.3.2 Asphalt Shingle Costs

Data was collected over the months of March – December 2014. Products where the 3-yr SR is notated with an N/A are base case roof materials obtained when roofers and roof material distributors were asked for the price of a “standard” product in their area.

Distribution Area	Location	Retailer/Distributor	Asphalt Shingle Product	3-yr SR	Reach Code Tier	Price (\$/ft <sup>2</sup> )
Bay Area	Santa Rosa	Home Depot	GAF Lifetime Timberline Natural Shadow	N/A	N/A	\$0.92
Bay Area	Santa Rosa	Home Depot	GAF Royal Sovereign	N/A	N/A	\$0.80
Bay Area	Cotati	Lowes	Owens Corning Oakridge	N/A	N/A	\$0.92
Bay Area	Cotati	Lowes	Owens Corning TruDefinition	N/A	N/A	\$1.27
Bay Area	Burlingame	ABC Supply Co.	GAF Timberline Cool	0.26	Mandatory	\$1.75
Bay Area	Burlingame	ABC Supply Co.	CT Landmark Solaris (GOLD)	0.24 - 0.25	Mandatory	\$1.60
Bay Area	Martinez	Roofing Supply Group	CT Landmark Solaris (GOLD)	0.24 - 0.25	Mandatory	\$1.39
Bay Area	Martinez	Roofing Supply Group	Owens Corning Supreme	0.25 (unknown)	Mandatory	\$0.82
Bay Area	Martinez	Roofing Supply Group	GAF Timberline Cool	0.26	Mandatory	\$1.35
Bay Area	Martinez	Roofing Supply Group	GAF Royal Sovereign	0.27	Mandatory	\$0.82
Bay Area	Santa Rosa	ABC Supply Co.	CT Landmark Solaris (GOLD)	0.24-0.25	Mandatory	\$1.93
Bay Area	Burlingame	ABC Supply Co.	GAF Timberline Natural Shadow	0.29	Tier 1	\$0.80
Bay Area	Burlingame	ABC Supply Co.	Malarkey Dura Seal (20)	0.28	Tier 1	\$0.78
Bay Area	Martinez	Roofing Supply Group	Owens Corning Duration Premium Cool	0.28 - 0.30	Tier 1	\$1.47
Bay Area	Martinez	Roofing Supply Group	Owens Corning Oakridge	0.28	Tier 1	\$0.82

Distribution Area	Location	Retailer/Distributor	Asphalt Shingle Product	3-yr SR	Reach Code Tier	Price (\$/ft <sup>2</sup> )
Bay Area	Martinez	Roofing Supply Group	GAF Timberline HD	0.29	Tier 1	\$0.84
Bay Area	Martinez	Roofing Supply Group	GAF Timberline UltraHD	0.29	Tier 1	\$1.14
Bay Area	Burlingame	ABC Supply Co.	CT Landmark Solaris (PLATINUM)	(0.41) pending	Tier 2	\$1.90
Bay Area	Martinez	Roofing Supply Group	CT Landmark Solaris (PLATINUM)	(0.41) pending	Tier 2	\$1.63
Bay Area/ Central Coast	Martinez/ Burlingame/ Castroville/ Paso Robles	ABC Supply Co.	Entry level composition	N/A	N/A	\$0.85
Bay Area/ Central Coast	Martinez/ Burlingame/ Castroville/ Paso Robles	ABC Supply Co.	CT Landmark Solaris (GOLD)	0.24	Mandatory	\$1.93
Bay Area/ Central Coast	Martinez/ Burlingame/ Castroville/ Paso Robles	ABC Supply Co.	GAF Timberline Cool	0.26	Mandatory	\$2.02
Bay Area/ Central Coast	Martinez/ Burlingame/ Castroville/ Paso Robles	ABC Supply Co.	Low-end estimate		Mandatory	\$1.60
Bay Area/ Central Coast	Martinez/ Burlingame/ Castroville/ Paso Robles	ABC Supply Co.	Owens Corning Duration Premium Cool	0.28 - 0.30	Tier 1	\$1.82
Bay Area/ Central Coast	Martinez/ Burlingame/ Castroville/ Paso Robles	ABC Supply Co.	High-end estimate		Tier 2	\$1.90
Central California	Fresno	R&S Supply Inc	CT Presidential	N/A	N/A	\$1.40
Central California	Clovis	Home Depot	GAF Royal Sovereign	0.27	Mandatory	\$0.78
Central California	Clovis	Home Depot	GAF Timberline Natural Shadow	0.29	Tier 1	\$0.86
Central California	Fresno	Pacific Supply	GAF Timberline Natural Shadow	0.29	Tier 1	\$0.74

Distribution Area	Location	Retailer/Distributor	Asphalt Shingle Product	3-yr SR	Reach Code Tier	Price (\$/ft <sup>2</sup> )
Central California	Fresno	Pacific Supply	Owens Corning Oakridge	0.28	Tier 1	\$0.74
Central California	Fresno	Pacific Supply	Owens Corning Duration Premium Cool	0.3	Tier 1	\$1.21
Central California	Fresno	R&S Supply Inc	Malarkey Dura Seal (20)	0.28	Tier 1	\$0.72
Central California	Fresno	R&S Supply Inc	CT Landmark Solaris (PLATINUM)	0.41	Tier 2	\$1.76
Central Coast	Salinas	Home Depot	GAF Lifetime Timberline Natural Shadow	N/A	N/A	\$0.92
Central Coast	Atascadero	Home Depot	GAF Lifetime Timberline Natural Shadow	N/A	N/A	\$0.88
Central Coast	Paso Robles	ABC Supply Co.	GAF Lifetime Timberline Natural Shadow	N/A	N/A	\$0.80
Central Coast	San Leandro/ San Jose/ Fresno	Roofing Supply Group	CT Landmark Solaris (GOLD)	0.24 - 0.25	Mandatory	\$1.47
Central Coast	San Leandro/ San Jose/ Fresno	Roofing Supply Group	GAF Timberline Cool	0.26	Mandatory	\$1.50
Central Coast	San Leandro/ San Jose/ Fresno	Roofing Supply Group	Owens Corning Duration Premium Cool	0.28 - 0.30	Tier 1	\$1.50
Northern California	Reno, NV	Sierra Roofing Supply	Low-end estimate	N/A	N/A	\$0.78
Northern California	Reno, NV	Sierra Roofing Supply	High-end estimate	N/A	N/A	\$1.20
Northern California	Minden, NV	Washoe Building Supply	CT Landmark Premium	N/A	N/A	\$1.33
Northern California	Garnerville, NV	Silver State Roofing Materials Inc	PABCO standard asphalt	N/A	N/A	\$0.94
Northern California	Grass Valley	Diamond Pacific	Owens Corning Duration	N/A	N/A	\$1.05
Northern California	Turlock	Home Depot	GAF Lifetime Timberline Natural Shadow	N/A	N/A	\$0.86



Distribution Area	Location	Retailer/Distributor	Asphalt Shingle Product	3-yr SR	Reach Code Tier	Price (\$/ft <sup>2</sup> )
Northern California	Placerville	Home Depot	GAF Royal Sovereign	0.27	Mandatory	\$0.78
Northern California	Grass Valley	Diamond Pacific	GAF Timberline Cool	0.26	Mandatory	\$1.85
Northern California	Garnerville, NV	Silver State Roofing Materials, Inc	PABCO Premier Radiance Elite	0.25	Mandatory	\$1.35
Northern California	Fresno	Pacific Supply	GAF Timberline Cool	0.26	Mandatory	\$1.34
Northern California	Fresno	Pacific Supply	GAF Royal Sovereign	0.27	Mandatory	\$0.67
Northern California	Minden, NV	Washoe Building Supply	CT Presidential Solaris	0.25	Mandatory	\$1.60
Northern California	Placerville	Home Depot	GAF Timberline Natural Shadow	0.29	Tier 1	\$0.86
Northern California	Sparks, NV	Lowes	Owens Corning Oakridge	0.28	Tier 1	\$0.93
Northern California	Minden, NV	Washoe Building Supply	Owens Corning Oakridge	0.28	Tier 1	\$1.03
Northern California	Grass Valley	Diamond Pacific	Owens Corning Duration Premium Cool	0.3	Tier 1	\$1.60
Northern California	Sparks, NV	Lowes	Owens Corning Duration Premium Cool	0.3	Tier 1	\$2.33
Northern California	Garnerville, NV	Silver State Roofing Materials, Inc	PABCO Premier Radiance	0.28	Tier 1	\$1.15
Northern California	Minden, NV	Washoe Building Supply	CT Landmark Solaris (PLATINUM)	0.41	Tier 2	\$2.15
Southern California	Glendale	Home Depot	GAF Lifetime Timberline Natural Shadow	N/A	N/A	\$0.88
Southern California	Glendale	Home Depot	GAF Royal Sovereign	N/A	N/A	\$0.77
Southern California	Burbank	Lowes	Owens Corning Oakridge	N/A	N/A	\$0.88
Southern California	Burbank	Lowes	Owens Corning TruDefinition	N/A	N/A	\$1.31
Southern California	Burbank	Lowes	Owens Corning Limited Lifetime Berkshire	N/A	N/A	\$1.83
Southern California	Monrovia	ABC Supply Co.	Low-end estimate	N/A	N/A	\$0.87
Southern California	Monrovia	ABC Supply Co.	High-end estimate	N/A	N/A	\$0.95

Distribution Area	Location	Retailer/Distributor	Asphalt Shingle Product	3-yr SR	Reach Code Tier	Price (\$/ft <sup>2</sup> )
Southern California	Burbank	Burbank Roofline Supply	Average	N/A	N/A	\$0.77
Southern California	El Monte	Ford Wholesale	Low-end estimate	N/A	N/A	\$0.79
Southern California	Los Angeles	Allied Roofing	Average	N/A	N/A	\$0.81
Southern California	National City	ABC Supply Co.	Low-end estimate	N/A	N/A	\$0.60
Southern California	Encinitas	Home Depot	GAF Lifetime Timberline Natural Shadow	N/A	N/A	\$0.86
Southern California	Encinitas	Home Depot	GAF Royal Sovereign	N/A	N/A	\$0.72
Southern California	Encinitas	Home Depot	Owens Corning Oakridge	N/A	N/A	\$0.86
Southern California	Encinitas	Home Depot	Owens Corning TruDefinition	N/A	N/A	\$1.06
Southern California	El Monte	Ford Wholesale	CT Landmark Silver Birch	0.27	Mandatory	\$0.79
Southern California	Monrovia	ABC Supply Co.	CT Landmark Solaris (GOLD)	0.24	Mandatory	\$1.50
Southern California	Burbank	Burbank Roofline Supply	CT Landmark Solaris (GOLD)	0.24	Mandatory	\$1.75
Southern California	El Monte	Ford Wholesale	CT Landmark Solaris (GOLD)	0.24	Mandatory	\$1.44
Southern California	Pasadena	JB Wholesale Roofing	CT Landmark Solaris (GOLD)	0.24	Mandatory	\$1.47
Southern California	Monrovia	ABC Supply Co.	GAF Timberline Cool	0.26	Mandatory	\$1.84
Southern California	Glendale	Home Depot	GAF: Royal Sovereign	0.27	Mandatory	\$0.77
Southern California	San Diego	Ford Wholesale	CT Landmark Solaris (GOLD)	0.24	Mandatory	\$1.45
Southern California	Vista	Structural Materials	CT Landmark Solaris (GOLD)	0.24	Mandatory	\$1.56
Southern California	Spring Valley	SG Whole Sale	Malarkey Ecoasis	0.25	Mandatory	\$1.58
Southern California	Vista	Structural Materials	Malarkey Ecoasis	0.25	Mandatory	\$1.80
Southern California	Spring Valley	SG Whole Sale	GAF Timberline Cool	0.26	Mandatory	\$1.76
Southern California	Vista	Structural Materials	GAF Timberline Cool	0.26	Mandatory	\$1.92
Southern California	San Marcos	ABC Supply Co.	GAF Timberline Cool	0.26	Mandatory	\$1.72
Southern California	Encinitas	Home Depot	GAF Royal Sovereign	0.27	Mandatory	\$0.72
Southern California	Lemon Grove	Home Depot	GAF Royal Sovereign	0.27	Mandatory	\$0.72

Distribution Area	Location	Retailer/Distributor	Asphalt Shingle Product	3-yr SR	Reach Code Tier	Price (\$/ft <sup>2</sup> )
Southern California	Glendale	Home Depot	GAF: Timberline Natural Shadow	0.29	Tier 1	\$0.88
Southern California	Burbank	Lowe's	Owens Corning TruDefinition	0.28	Tier 1	\$1.31
Southern California	Burbank	Lowe's	Owens Corning Oakridge	0.28	Tier 1	\$0.88
Southern California	Burbank	Lowe's	Owens Corning Duration Premium Cool	0.3	Tier 1	\$1.87
Southern California	Los Angeles	Allied Roofing	Owens Corning TruDefinition	0.28	Tier 1	\$0.87
Southern California	Los Angeles	Allied Roofing	Owens Corning Oakridge	0.28	Tier 1	\$0.82
Southern California	Los Angeles	Allied Roofing	Owens Corning Duration Premium Cool	0.3	Tier 1	\$1.51
Southern California	Commerce	Structural Materials	Owens Corning TruDefinition	0.28	Tier 1	\$0.83
Southern California	Commerce	Structural Materials	Owens Corning Duration Premium Cool	0.3	Tier 1	\$1.37
Southern California	Encinitas	Home Depot	GAF Timberline Natural Shadow	0.29	Tier 1	\$0.86
Southern California	Lemon Grove	Home Depot	GAF Timberline Natural Shadow	0.29	Tier 1	\$0.86
Southern California	Vista	Structural Materials	GAF Timberline Natural Shadow	0.29	Tier 1	\$0.84
Southern California	Oceanside	Lowe's	Owens Corning Oakridge	0.28	Tier 1	\$0.86
Southern California	Mission Valley	Lowe's	Owens Corning Oakridge	0.28	Tier 1	\$0.86
Southern California	Vista	Structural Materials	Owens Corning Oakridge	0.28	Tier 1	\$0.84
Southern California	Spring Valley	SG Whole Sale	Owens Corning Duration Premium Cool	0.3	Tier 1	\$1.45
Southern California	Vista	Structural Materials	Owens Corning Duration Premium Cool	0.3	Tier 1	\$1.41
Southern California	El Cajon	ABC Supply Co.	Owens Corning Duration Premium Cool	0.3	Tier 1	\$1.60
Southern California	Spring Valley	SG Whole Sale	Malarkey Dura Seal (20)	0.28	Tier 1	\$0.73
Southern California	San Diego	Ford Wholesale	Malarkey Dura Seal (20)	0.28	Tier 1	\$0.73

Distribution Area	Location	Retailer/Distributor	Asphalt Shingle Product	3-yr SR	Reach Code Tier	Price (\$/ft <sup>2</sup> )
Southern California	Vista	Structural Materials	Malarkey Dura Seal (20)	0.28	Tier 1	\$0.92
Southern California	Commerce	Structural Materials	CT Landmark Solaris (PLATINUM)	0.41	Tier 2	\$1.45

### 8.3.3 Low-slope Roof Costs

Data was collected over the months of March – December 2014. Products where the 3-yr SR is notated with an N/A are base case roof materials obtained when roofers and roof material distributors were asked for the price of a “standard” product in their area.

Distribution Area	Location	Retailer/Distributor	Low-Slope Product	3-yr SR	Reach Code Tier	Price (\$/ft <sup>2</sup> )
Bay Area	Daly City	Advantage Roofing Inc	Cap Sheet	N/A	N/A	\$0.80
Bay Area	Daly City	Advantage Roofing Inc	CT: CoolStar	0.59	N/A	\$1.00
Bay Area	San Jose (serve all of Bay Area)	Elite Roofing Supply	Standard cap sheet product	0	N/A	\$0.22
Bay Area	Fremont	Lowes	Black Jack Roof-Gard 700	0.65	Mandatory	\$0.29
Bay Area	Fremont	Lowes	Henry Co: 287 Solar-FLex	0.72	Mandatory	\$0.28
Bay Area	San Mateo	Home Depot	Henry Co: 287 Solar-FLex	0.72	Mandatory	\$0.28
Bay Area	San Mateo	Home Depot	Gardner Sta-Kool 770	0.65	Mandatory	\$0.58
Bay Area	San Jose (serve all of Bay Area)	Elite Roofing Supply	GAF Everguard TPO White	0.68	TIER 1	\$0.58
Bay Area	San Jose (serve all of Bay Area)	Elite Roofing Supply	Tropical Roofing: Asphalt 911 Eternalastic	0.69	TIER 1	\$0.53
Bay Area	Fremont	Lowes	Black Jack Ultra Roof 1000	0.72	TIER 2	\$0.37
Bay Area	Daly City	Precisions Roofing Inc	APOC 272/252	0.77	TIER 2	N/A
Bay Area	Petaluma	Wedge Roofing	Silicone coating	0.7	TIER 2	\$0.39
Bay Area	San Jose (serve all of Bay Area)	Elite Roofing Supply	Tropical Roofing: Asphalt 921 Re-Flex	0.74	TIER 2	\$0.53
Bay Area	Hayward	CentiMark	GAF	ANY	Mandatory/TIER 1/TIER 2	\$0.39

Distribution Area	Location	Retailer/Distributor	Low-Slope Product	3-yr SR	Reach Code Tier	Price (\$/ft <sup>2</sup> )
Bay Area	Hayward	CentiMark	ANY	ANY	Mandatory/ TIER 1/TIER 2	\$0.39
Bay Area	Hayward	CentiMark	ANY	ANY	Mandatory/ TIER 1/TIER 2	\$0.39
Central California	Fresno	Roofing Supply Group	Cool Cap	?	Mandatory	\$0.35
Central California	Fresno	Roofing Supply Group	Cool Cap	0.69	TIER 1	\$0.70
Central Coast	Salinas	Home Depot	Henry Co: 287 Solar-FLex	0.72	Mandatory	\$0.28
Central Coast	Salinas	Home Depot	Henry Co: 587 Dura-Brite	0.72	Mandatory	\$0.40
Central Coast	Salinas	Home Depot	Gardner Sta-Kool 770	0.65	Mandatory	\$0.61
Central Coast	Salinas	Home Depot	Henry Co: 287 Solar-FLex	0.72	Mandatory	\$0.28
Central Coast	Salinas	Home Depot	Gardner Sta-Kool 770	0.65	Mandatory	\$0.58
Central Coast	Salinas	Home Depot	Henro Co: 687 Enviro-White	0.8	TIER 2	\$0.51
Central Coast	Salinas	Home Depot	Henry Co: 587 Dura-Brite	0.73	TIER 2	\$0.40
Central Coast	Gilroy	Lowe's	Black Jack Ultra Roof 1000	0.72	TIER 2	\$0.37
Central Coast	Salinas	Lowe's	Henry Co: 587 Dura-Brite	0.73	TIER 2	\$0.40
Northern California	Reno	Lowe's	Gaco: Gacoflex S1000	0.56	N/A	\$0.66
Northern California	Placerville	Home Depot	Henry Co: 287 Solar-FLex	0.72	Mandatory	\$0.28
Northern California		Sierra Roofing Supply	CT: CoolStar Flintastic GTA	0.63	Mandatory	\$1.42
Northern California	Placerville	Home Depot	Gardner Sta-Kool 770	0.65	Mandatory	\$0.58
Northern California	Placerville	Home Depot	Henry Co: 587 Dura-Brite	0.73	TIER 2	\$0.40
Northern California	Placerville	Home Depot	Henro Co: 687 Enviro-White	0.8	TIER 2	\$0.48
Northern California	Reno	Lowe's	Black Jack Ultra Roof 1000	0.72	TIER 2	\$0.33
Southern California		Roofing Supply Group	Field Applied Coating	N/A	N/A	\$1.03
Southern California		ABC Supply Co	Cap Sheet	N/A	N/A	\$1.37
Southern California		Structural Materials	TPO/PVC	N/A	N/A	\$0.61
Southern California		Structural Materials	GAF: GAFGLAS	0.29	N/A	\$0.21
Southern California		Structural Materials	GAF: Ruberoid EnergyCap Mop FR	-0.74	Mandatory	\$1.25
Southern California	Glendale	Home Depot	Henry Co: 287 Solar-FLex	0.72	Mandatory	\$0.28
Southern California		United Roofing Supply	GenFlex: EZ Fleece Backed TPO	0.7	Mandatory	\$0.65

Distribution Area	Location	Retailer/Distributor	Low-Slope Product	3-yr SR	Reach Code Tier	Price (\$/ft <sup>2</sup> )
Southern California		ABC Supply Co	APOC 274	0.64	Mandatory	\$0.85
Southern California	San Marcos	ABC Supply Co	GAF: Ruberoid EnergyCap Torch Granule FR	0.7	Mandatory	\$1.26
Southern California	San Marcos	ABC Supply Co	GAF: Ruberoid EnergyCap FR SBS Membrane	-0.8	Mandatory	\$1.26
Southern California	El Cajon	ABC Supply Co	JM: JM TPO .45, .60	0.62	Mandatory	\$0.67
Southern California		Structural Materials	CT: CoolStar Flintastic GTA	0.63	Mandatory	\$1.10
Southern California	National City	ABC Supply Co	CT: CoolStar Flintastic GTA	0.63	Mandatory	\$1.43
Southern California	Vista	Pacific Supply	JM: JM TPO .45, .60	0.68	TIER 1	\$0.49
Southern California	San Marcos	ABC Supply Co	GAF: EverGuard TPO	0.68	TIER 1	\$0.63
Southern California		Pacific Supply	Henry Co: Permax 110	0.73	TIER 2	\$0.79
Southern California	San Marcos	ABC Supply Co	GAF: Ruberoid Energy Cap Torch Plus FR	-0.74	TIER 2	\$1.26
Southern California		ABC Supply Co	APOC: APOC 252 FR	-0.9	TIER 2	\$0.78
Southern California		Pacific Supply	APOC: APOC 248	0.74	TIER 2	\$1.13
Southern California		Structural Materials	Duro-Last Roofing: Duro-Tuff	-0.85	TIER 2	\$1.11
Southern California		ABC Supply Co	Verisco Inc: Versiweld TPO	0.7	TIER 2	\$0.69
Southern California		Pacific Supply	GAF: Topcoat EnergyCote	0.78	TIER 2	\$1.05

## 8.4 APPENDIX D: FULL COST EFFECTIVENESS RESULTS

This section provides detailed results for each Climate Zone. Charts show the Present Value (PV\$) of energy savings, benefit to cost ratio, and Life Cycle Costs (LCC) for each prototype and cool roof Reach Code level. LCC is another representation of cost effectiveness, based on the CEC's Life Cycle Cost Methodology. In this report, life cycle costs (a negative number) indicate that the cool roof reach code is not cost effective. Life cycle cost savings (a positive number) indicate that the cool roof reach code is cost effective.

A sample calculation is provided below for how the findings for each result were calculated. Please note that figures may be slightly different due to the number significant figures used in the spreadsheet analysis:

### Low-rise Multifamily, Tier 2, Steep-Slope, in Climate Zone 8

- Base Case Price:  $4,176 \text{ ft}^2 \text{ roof area (Table 4)} \times \$1.09/\text{ft}^2 \text{ (Table 10)} = \$4,542$
- Reach Code Price:  $4,176 \text{ ft}^2 \text{ roof area} \times \$0.26/\text{ft}^2 \text{ (Table 10)} = \$5,627$
- Incremental Price:  $\$5,627 - \$4,542 = \$1,085$
- PV\$ Energy Savings:  $\$3,636 \text{ (Table 8)}$
- B/C Ratio:  $\$3,636 \div \$1,085 = 3.4$
- LCC Savings:  $\$3,636 - \$1,085 = \$2,551$

Recommendations are provided for jurisdictions in each Climate Zone regarding what Reach Code level to pursue, summarized in Table 21. Jurisdictions should consider the following when reviewing recommendations:

- Sensitivity of results – For prototypes that show no costs or B/C ratios that are close to 1.0, jurisdictions should consider the impact of a fluctuation of cool roof incremental prices and future climatic shifts.
- Other building types – Jurisdictions will need to consider applying the Reach Code to other building types than the prototypes simulated, particularly those with low internal cooling loads such as warehouses. When buildings have especially low occupancy or low lighting levels, the internal cooling loads can be low and a cool roof may not have a significant energy impact.
- Other construction scenarios – The majority of the simulations were conducted under new construction scenarios with the 2013 Title 24 as the baseline. Jurisdictions will need to consider how to apply results to alterations and additions.
  - The prescriptive baseline for nonresidential additions and residential additions larger than  $700 \text{ ft}^2$  is the prescriptive T24 Standards. Thus the new construction findings are relevant to these additions, and Reach Code can be applied where cost effective for new construction.
  - Where cool roofs are shown to be cost effective, the benefits will likely be even greater in alterations scenarios where buildings have lower performance envelopes and higher lighting power density than the 2013 T24 prescriptive building. Thus, the cool roofs Reach Code should be applied to re-roofing alterations where results show cost effectiveness.

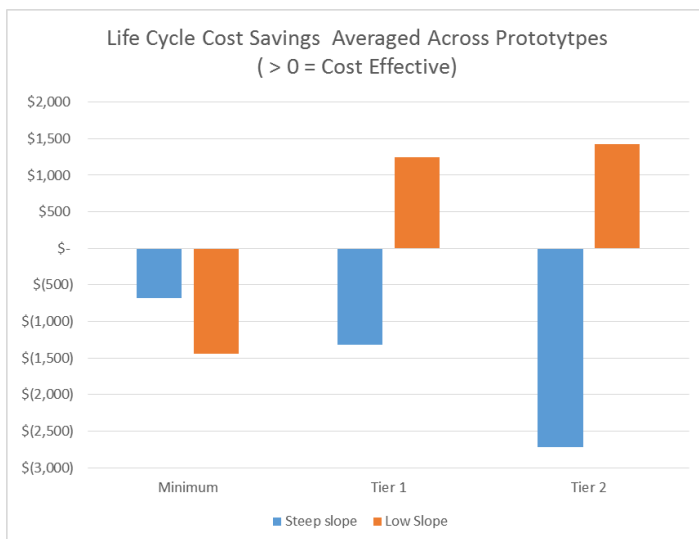
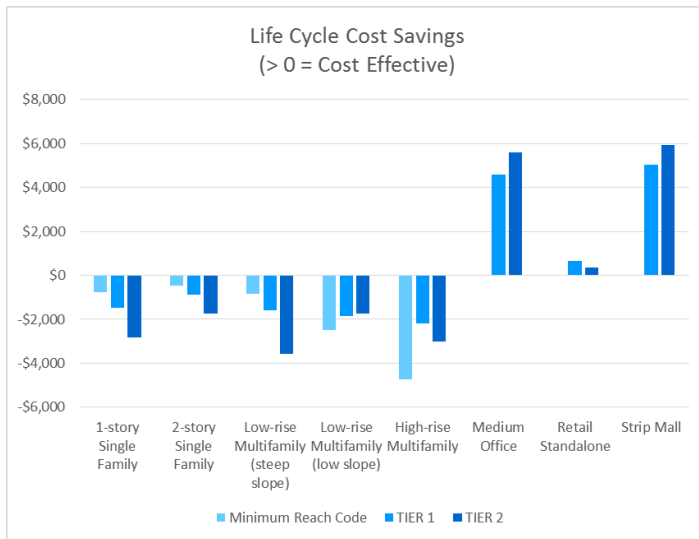
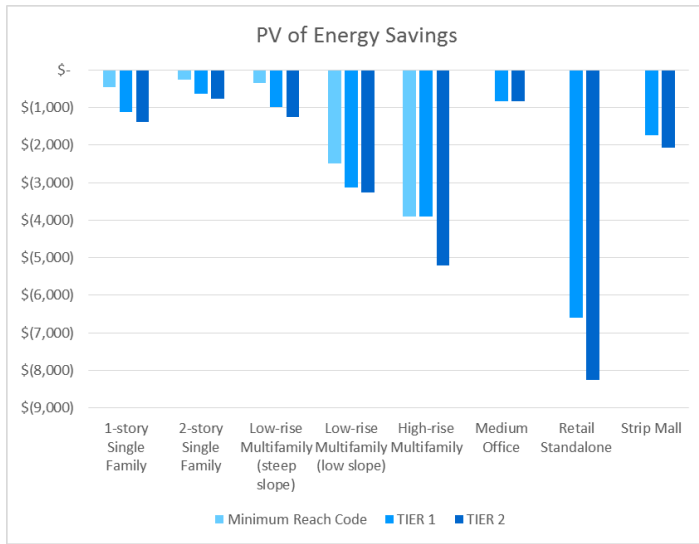
**Table 21. Summary of Reach Code Recommendations**

Jurisdictions in CZ	Should Pursue the Reach Code?					
	Steep-Slope	Tier?	Building Types?	Low- Slope	Tier?	Building Types?
1	No	-	-	No	-	
2	Yes	Tier 2	Low-Rise Multifamily	Yes	Tier 2	All
3	Yes, if costs decrease	Tier 2	Low-Rise Multifamily	Yes	Tier 2	All
4	Yes	Tier 2	Low-Rise Multifamily	Yes	Tier 2	All
5	Yes, if costs decrease	Tier 2	Low-Rise Multifamily	Yes	Minimum	All
6	Yes	Tier 2	Low-Rise Multifamily	Yes	Tier 2	All
7	Yes	Tier 2	Low-Rise Multifamily	Yes	Tier 2	All
8	Yes	Tier 2	All	Yes	Tier 2	All
9	Yes	Tier 2	All	Yes	Tier 2	All
10	Yes	Tier 2	All	Yes	Tier 2	All except High-Rise Multifamily
11	Yes	Tier 2	All	Yes	Tier 2	All
12	Yes	Tier 2	All	Yes	Tier 2	All
13	Yes	Tier 2	All	Yes	Tier 2	All except High-Rise Multifamily
14	Yes	Tier 2	All	Yes	Tier 2	All
15	Yes	Tier 2	All	Yes	Varies	Tier 2 for Low-Rise Multifamily and Nonresidential  Tier 1 for High-Rise Multifamily
16	Yes	Tier 2	Low-Rise Multifamily	Yes	Tier 2	All



Cost-Effectiveness Study for Cool Roofs – Climate Zone 1 Results  
 Prepared for Pacific Gas & Electric Company by TRC Solutions

8.4.1 Climate Zone 1



**Recommendations**

**Steep-Slope Reach Code: NO**

Because of the relatively mild climate in Climate Zone 1, the simulations show no energy savings and no life cycle cost savings. Therefore, the steep-slope Reach Code should not be pursued by jurisdictions in Climate Zone 1.

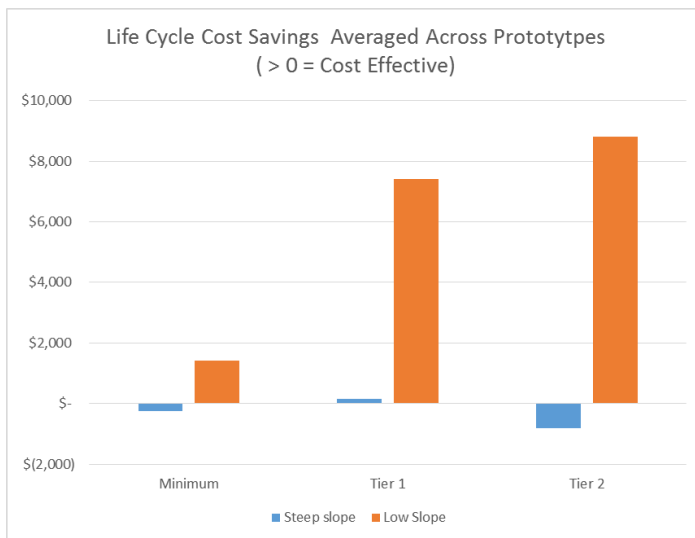
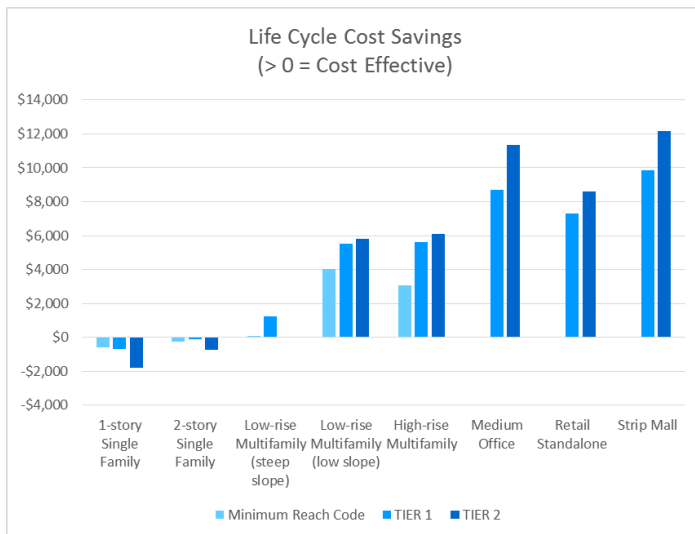
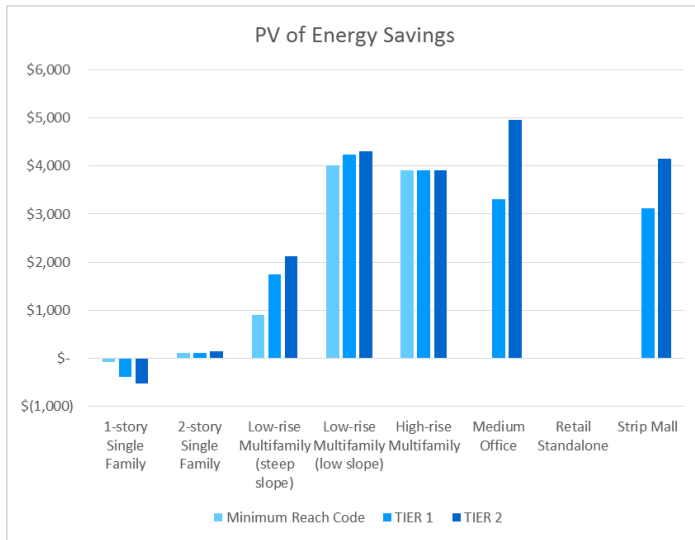
**Low-Slope Reach Code: NO**

The simulations show no energy savings. Yet there are life cycle cost savings for some prototypes because low-slope cool roofs are less expensive than non-cool roofs. Low-slope cool roofs should not be pursued by jurisdictions in Climate Zone 1 because they do not produce energy savings.

Cost-Effectiveness Study for Cool Roofs – Climate Zone 1 Results  
Prepared for Pacific Gas & Electric Company by TRC Solutions

Prototype	Climate Zone 1 (Results/Bldg.)	Minimum Reach Code		TIER 1		TIER 2	
		≤ 2:12	> 2:12	≤ 2:12	> 2:12	≤ 2:12	> 2:12
1-story Single Family	Base Case Price		\$2,836		\$2,836		\$2,836
	Reach Code Price		\$3,137		\$3,203		\$4,253
	Incremental Price		\$301		\$366		\$1,416
	PV\$ Energy Savings		(\$449)		(\$1,117)		(\$1,393)
	B/C Ratio		No Savings		No Savings		No Savings
	LCC Savings		(\$750)		(\$1,484)		(\$2,810)
2-story Single Family	Base Case Price		\$1,958		\$1,958		\$1,958
	Reach Code Price		\$2,166		\$2,211		\$2,936
	Incremental Price		\$208		\$253		\$978
	PV\$ Energy Savings		(\$255)		(\$626)		(\$773)
	B/C Ratio		No Savings		No Savings		No Savings
	LCC Savings		(\$463)		(\$879)		(\$1,751)
Low-rise Multifamily	Base Case Price	\$2,756	\$4,700	\$2,756	\$4,700	\$2,756	\$4,700
	Reach Code Price	\$3,170	\$5,199	\$1,906	\$5,307	\$1,672	\$7,047
	Incremental Price	\$413	\$499	(\$850)	\$607	(\$1,084)	\$2,347
	PV\$ Energy Savings	(\$2,480)	(\$343)	(\$3,119)	(\$975)	(\$3,251)	(\$1,240)
	B/C Ratio	No Savings	No Savings	No Savings	No Savings	No Savings	No Savings
	LCC Savings	(\$2,894)	(\$843)	(\$2,268)	(\$1,583)	(\$2,167)	(\$3,587)
High-rise Multifamily	Base Case Price	\$5,564		\$5,564		\$5,564	
	Reach Code Price	\$6,399		\$3,848		\$3,375	
	Incremental Price	\$835		(\$1,717)		(\$2,189)	
	PV\$ Energy Savings	(\$3,905)		(\$3,905)		(\$5,207)	
	B/C Ratio	No Savings		No Savings		No Savings	
	LCC Savings	(\$4,740)		(\$2,189)		(\$3,018)	
Medium Office	Base Case Price	\$13,568		\$13,568		\$13,568	
	Reach Code Price	\$13,568		\$8,158		\$7,157	
	Incremental Price	\$0		(\$5,410)		(\$6,412)	
	PV\$ Energy Savings	-		(\$826)		(\$826)	
	B/C Ratio	-		No Savings		No Savings	
	LCC Savings	\$0		\$4,584		\$5,586	
Retail Standalone	Base Case Price	\$18,255		\$18,255		\$18,255	
	Reach Code Price	\$18,255		\$10,976		\$9,629	
	Incremental Price	\$0		(\$7,279)		(\$8,626)	
	PV\$ Energy Savings	-		(\$6,607)		(\$8,259)	
	B/C Ratio	-		No Savings		No Savings	
	LCC Savings	\$0		\$672		\$368	
Strip Mall	Base Case Price	\$16,944		\$16,944		\$16,944	
	Reach Code Price	\$16,944		\$10,188		\$8,937	
	Incremental Price	\$0		(\$6,756)		(\$8,007)	
	PV\$ Energy Savings	-		(\$1,733)		(\$2,079)	
	B/C Ratio	-		No Savings		No Savings	
	LCC Savings	\$0		\$5,024		\$5,928	

### 8.4.2 Climate Zone 2



#### Recommendations

#### **Steep-Slope Reach Code: YES, FOR LOW-RISE MULTIFAMILY BUILDINGS**

The simulations show positive energy savings for the 2-story and Low-Rise Multifamily prototypes. Only the Low-Rise Multifamily prototype shows life cycle cost savings. Therefore, the steep-slope Reach Code should be pursued for low-rise multifamily buildings by jurisdictions in Climate Zone 2.

For Low-Rise Multifamily buildings, the Tier 1 Reach Code is the most cost effective, on average, while Tier 2 yields the most energy savings. Tier 2 is recommended to maximize energy savings.

#### **Low-Slope Reach Code: YES**

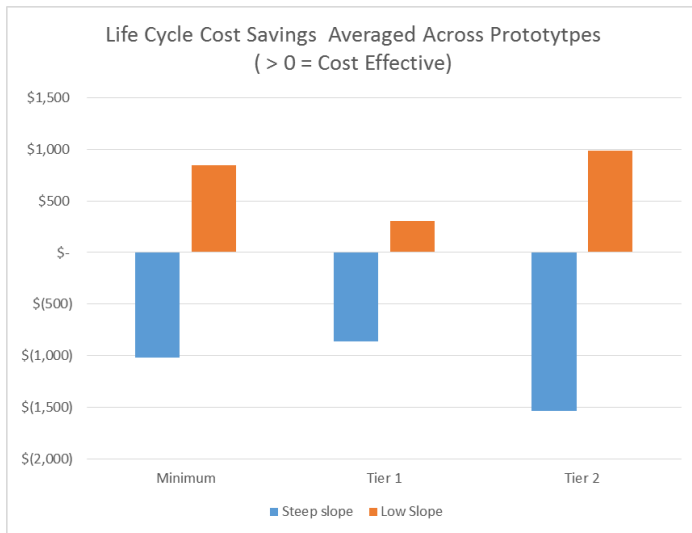
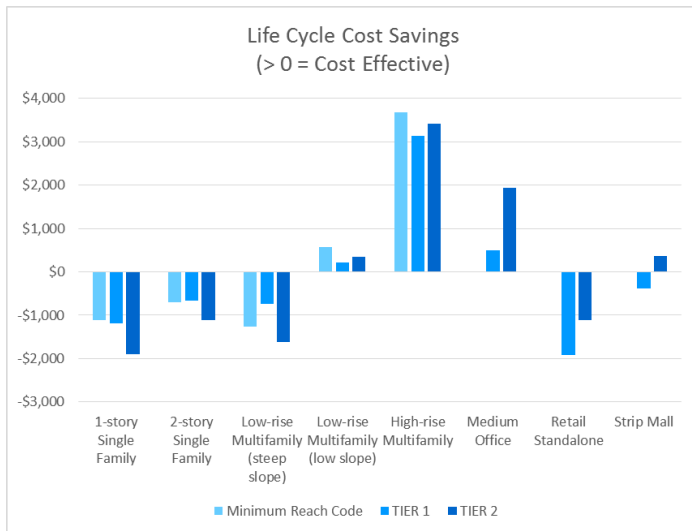
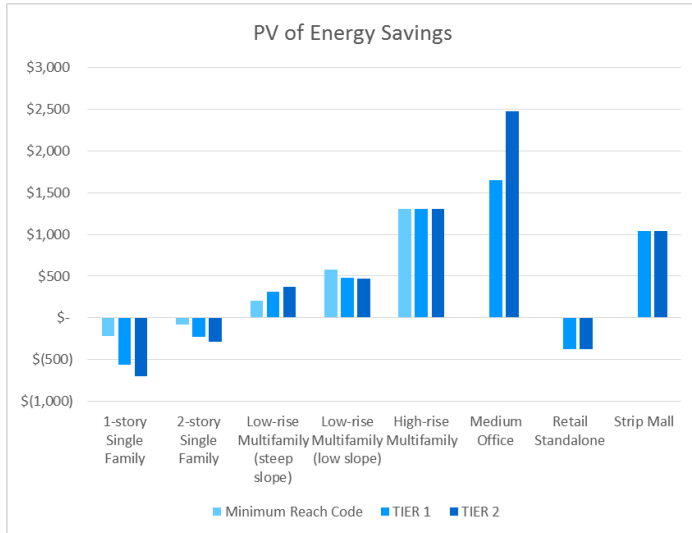
The simulations show energy savings and life cycle costs savings for all prototypes except Retail Standalone, which does not show an energy penalty. Low-slope cool roofs should be pursued by jurisdictions in Climate Zone 2.

The Tier 2 Reach Code is the most cost effective, on average, and yields the most energy savings. Tier 2 is recommended to maximize energy savings.

Cost-Effectiveness Study for Cool Roofs – Climate Zone 2 Results  
Prepared for Pacific Gas & Electric Company by TRC Solutions

Prototype	Climate Zone 2 (Results/Bldg.)	Minimum Reach Code		TIER 1		TIER 2	
		≤ 2:12	> 2:12	≤ 2:12	> 2:12	≤ 2:12	> 2:12
1-story Single Family	Base Case Price		\$2,788		\$2,788		\$2,788
	Reach Code Price		\$3,294		\$3,095		\$4,038
	Incremental Price		\$507		\$308		\$1,251
	PV\$ Energy Savings		(\$73)		(\$394)		(\$532)
	B/C Ratio		No Savings		No Savings		No Savings
	LCC Savings		(\$579)		(\$702)		(\$1,783)
2-story Single Family	Base Case Price		\$1,925		\$1,925		\$1,925
	Reach Code Price		\$2,275		\$2,137		\$2,788
	Incremental Price		\$350		\$213		\$864
	PV\$ Energy Savings		\$107		\$119		\$140
	B/C Ratio		0.3		0.6		0.2
	LCC Savings		(\$242)		(\$93)		(\$723)
Low-rise Multifamily	Base Case Price	\$2,756	\$4,620	\$2,756	\$4,620	\$2,756	\$4,620
	Reach Code Price	\$3,170	\$5,459	\$1,906	\$5,130	\$1,672	\$6,692
	Incremental Price	\$413	\$840	(\$850)	\$510	(\$1,084)	\$2,072
	PV\$ Energy Savings	\$4,022	\$897	\$4,238	\$1,740	\$4,311	\$2,125
	B/C Ratio	9.7	1.1	No Costs	3.4	No Costs	1.0
	LCC Savings	\$3,608	\$57	\$5,089	\$1,230	\$5,395	\$53
High-rise Multifamily	Base Case Price	\$5,564		\$5,564		\$5,564	
	Reach Code Price	\$6,399		\$3,848		\$3,375	
	Incremental Price	\$835		(\$1,717)		(\$2,189)	
	PV\$ Energy Savings	\$3,905		\$3,905		\$3,905	
	B/C Ratio	4.7		No Costs		No Costs	
	LCC Savings	\$3,071		\$5,622		\$6,094	
Medium Office	Base Case Price	\$13,568		\$13,568		\$13,568	
	Reach Code Price	\$13,568		\$8,158		\$7,157	
	Incremental Price	\$0		(\$5,410)		(\$6,412)	
	PV\$ Energy Savings	-		\$3,303		\$4,955	
	B/C Ratio	-		No Costs		No Costs	
	LCC Savings	\$0		\$8,714		\$11,367	
Retail Standalone	Base Case Price	\$18,255		\$18,255		\$18,255	
	Reach Code Price	\$18,255		\$10,976		\$9,629	
	Incremental Price	\$0		(\$7,279)		(\$8,626)	
	PV\$ Energy Savings	-		\$0		\$0	
	B/C Ratio	-		No Savings		No Savings	
	LCC Savings	\$0		\$7,279		\$8,626	
Strip Mall	Base Case Price	\$16,944		\$16,944		\$16,944	
	Reach Code Price	\$16,944		\$10,188		\$8,937	
	Incremental Price	\$0		(\$6,756)		(\$8,007)	
	PV\$ Energy Savings	-		\$3,119		\$4,158	
	B/C Ratio	-		No Costs		No Costs	
	LCC Savings	\$0		\$9,875		\$12,165	

### 8.4.3 Climate Zone 3



### Recommendations

#### **Steep-Slope Reach Code: YES, IF COSTS DECREASE**

Because of the relatively mild climate in Climate Zone 3, The simulations show increased energy usage for the single family prototypes. Therefore, the steep-slope Reach Code should not be pursued by jurisdictions in Climate Zone 3 for single family prototypes. Multifamily prototypes showed energy savings, but increased life cycle costs. A multifamily steep-slope reach code may become cost effective if cool roof costs decrease.

#### **Low-Slope Reach Code: YES**

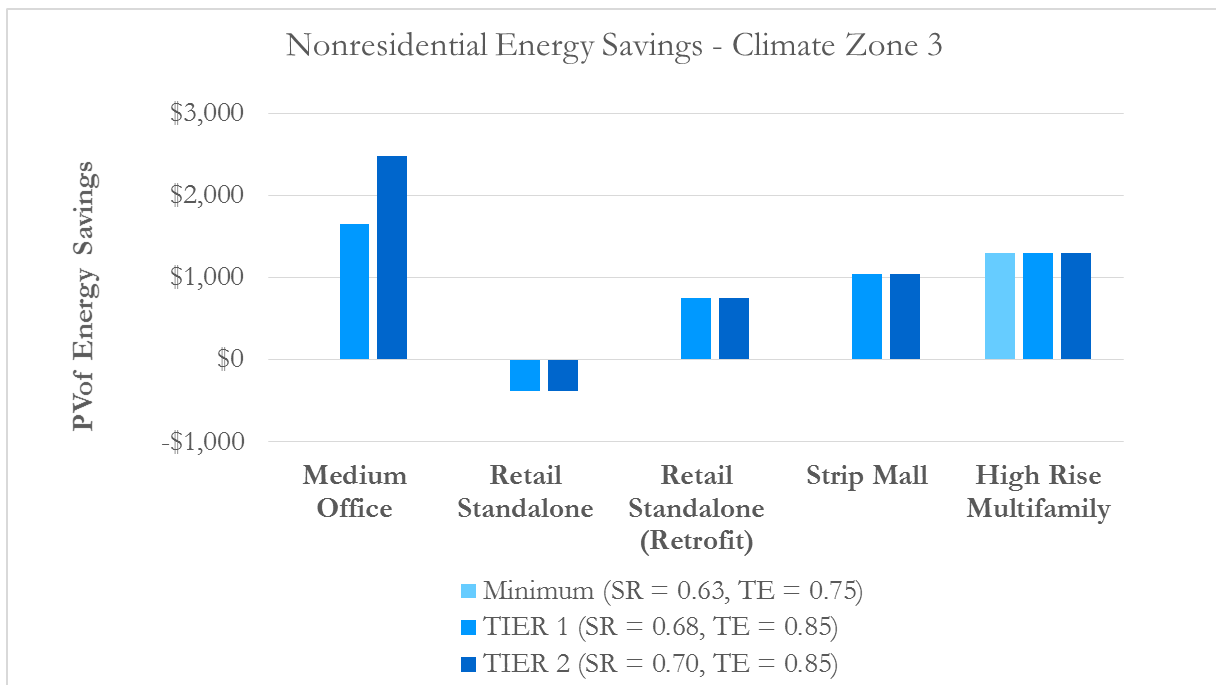
Simulations show energy savings and life cycle cost savings for the high-rise multifamily, medium office, and strip mall prototypes. The retail standalone prototype does not show a slight increase in energy usage with new construction characteristics, but shows energy savings in retrofit situations (see the figure on the following page). Furthermore, considering that in the long term cool roof prices are likely drop as they become more prevalent, and would provide further benefit as climate change becomes more severe, jurisdictions in Climate Zone 3 should pursue the cool roofs Reach Code.

The Tier 2 Reach Code is most cost effective, on average, and yields the most energy savings. Tier 2 is recommended to maximize energy savings.

Cost-Effectiveness Study for Cool Roofs – Climate Zone 3 Results  
 Prepared for Pacific Gas & Electric Company by TRC Solutions

The retail standalone prototype shows negative savings for new construction. This is largely due to the relatively low internal heat loads (such as lighting) of this prototype compared to the other nonresidential prototypes. In retrofit situations, the lighting power density (LPD) will likely be higher, than the 2013 T24 prescriptive requirements, resulting in higher internal gains, thereby reducing the heating penalty associated with cool roofs.

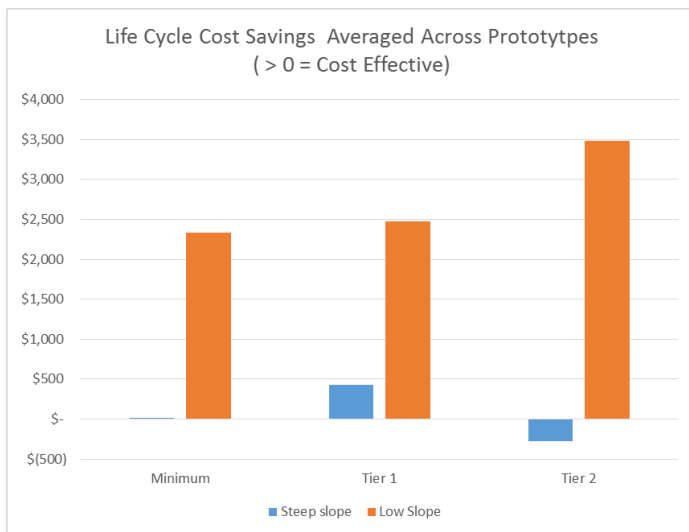
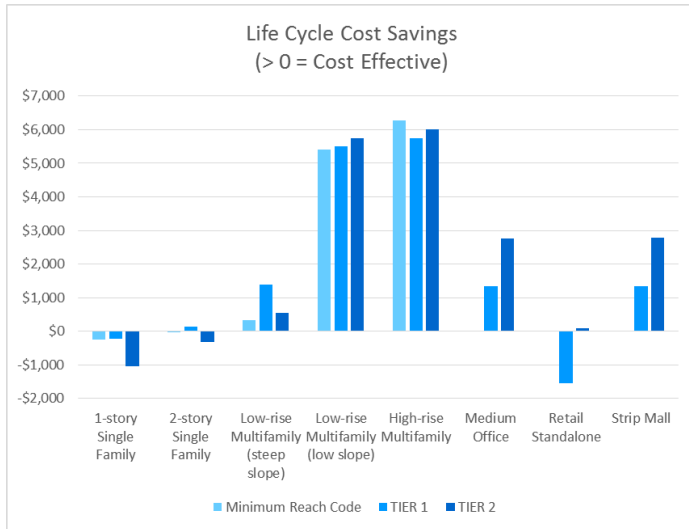
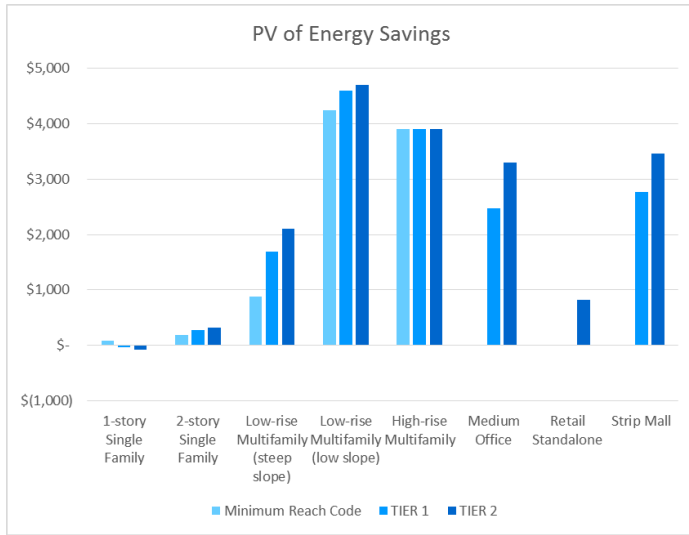
Simulations with a high LPD result in positive PV\$ of savings for the retail standalone prototype in Climate Zones 3, as shown below. The retail standalone retrofit prototype used the 1992 prescriptive code as the baseline, which required the lighting power density to be at most 2.2 W/ft<sup>2</sup> in the retail space, compared to 1.2 W/ft<sup>2</sup> under the 2013 Standards. Simulations were also run with the 2001 prescriptive code baseline of 2.0 W/ft<sup>2</sup>, which did not show energy savings nor energy penalty due to the cool roof.



Cost-Effectiveness Study for Cool Roofs – Climate Zone 3 Results  
Prepared for Pacific Gas & Electric Company by TRC Solutions

Prototype	Climate Zone 3 (Results/Bldg.)	Minimum Reach Code		TIER 1		TIER 2	
		≤ 2:12	> 2:12	≤ 2:12	> 2:12	≤ 2:12	> 2:12
1-story Single Family	Base Case Price		\$2,684		\$2,684		\$2,684
	Reach Code Price		\$3,570		\$3,313		\$3,881
	Incremental Price		\$886		\$629		\$1,197
	PV\$ Energy Savings		(\$218)		(\$563)		(\$698)
	B/C Ratio		No Savings		No Savings		No Savings
	LCC Savings		(\$1,104)		(\$1,192)		(\$1,895)
2-story Single Family	Base Case Price		\$1,853		\$1,853		\$1,853
	Reach Code Price		\$2,465		\$2,288		\$2,680
	Incremental Price		\$612		\$434		\$826
	PV\$ Energy Savings		(\$82)		(\$229)		(\$285)
	B/C Ratio		No Savings		No Savings		No Savings
	LCC Savings		(\$694)		(\$663)		(\$1,111)
Low-rise Multifamily	Base Case Price	\$2,812	\$4,447	\$2,812	\$4,447	\$2,812	\$4,447
	Reach Code Price	\$1,638	\$5,916	\$1,906	\$5,490	\$1,766	\$6,431
	Incremental Price	(\$1,174)	\$1,469	(\$906)	\$1,043	(\$1,046)	\$1,984
	PV\$ Energy Savings	\$578	\$205	\$482	\$313	\$470	\$373
	B/C Ratio	No Costs	0.1	No Costs	0.3	No Costs	0.2
	LCC Savings	\$1,752	(\$1,264)	\$1,388	(\$730)	\$1,516	(\$1,610)
High-rise Multifamily	Base Case Price	\$5,677		\$5,677		\$5,677	
	Reach Code Price	\$3,307		\$3,848		\$3,565	
	Incremental Price	(\$2,370)		(\$1,829)		(\$2,112)	
	PV\$ Energy Savings	\$1,302		\$1,302		\$1,302	
	B/C Ratio	No Costs		No Costs		No Costs	
	LCC Savings	\$3,671		\$3,131		\$3,414	
Medium Office	Base Case Price	\$7,012		\$7,012		\$7,012	
	Reach Code Price	\$7,012		\$8,158		\$7,558	
	Incremental Price	\$0		\$1,146		\$546	
	PV\$ Energy Savings	-		\$1,652		\$2,478	
	B/C Ratio	-		1.4		4.5	
	LCC Savings	\$0		\$506		\$1,932	
Retail Standalone	Base Case Price	\$9,435		\$9,435		\$9,435	
	Reach Code Price	\$9,435		\$10,976		\$10,169	
	Incremental Price	\$0		\$1,541		\$735	
	PV\$ Energy Savings	-		(\$378)		(\$378)	
	B/C Ratio	-		No Savings		No Savings	
	LCC Savings	\$0		(\$1,920)		(\$1,113)	
Strip Mall	Base Case Price	\$8,757		\$8,757		\$8,757	
	Reach Code Price	\$8,757		\$10,188		\$9,439	
	Incremental Price	\$0		\$1,431		\$682	
	PV\$ Energy Savings	-		\$1,040		\$1,040	
	B/C Ratio	-		0.7		1.5	
	LCC Savings	\$0		(\$391)		\$358	

8.4.4 Climate Zone 4



**Recommendations**

**Steep-Slope Reach Code: YES, FOR LOW-RISE MULTIFAMILY BUILDINGS**

The simulations show low or negative energy savings, as well as life cycle costs for single family prototypes. However, Low-Rise Multifamily simulations show significant energy savings, and LCC cost savings. Therefore, the steep-slope Reach Code should be pursued for low-rise multifamily buildings by jurisdictions in Climate Zone 4.

For Low-Rise Multifamily buildings, the Tier 1 Reach Code is the most cost effective, on average, while Tier 2 yields the most energy savings. Tier 2 is recommended to maximize energy savings.

**Low-Slope Reach Code: YES**

All prototypes show energy savings and life cycle cost savings except the Retail Standalone prototype at a Tier 1 Reach Code level. (Retail standalone is cost effective at the Tier 2 level). However, as shown in the figure on the next page, standalone retail buildings in a retrofit scenario show \$1,500 in energy savings at the Tier 1 Reach Code, which is roughly equivalent to the \$1,500 in incremental costs estimated for the cool roof. Because the cool roof Reach Code is cost effective in nearly all scenarios, and considering that in the long term cool roof prices are likely drop as they become more prevalent, and would provide further benefit as climate change becomes more severe, jurisdictions in Climate Zone 4 should pursue the cool roof Reach Code.

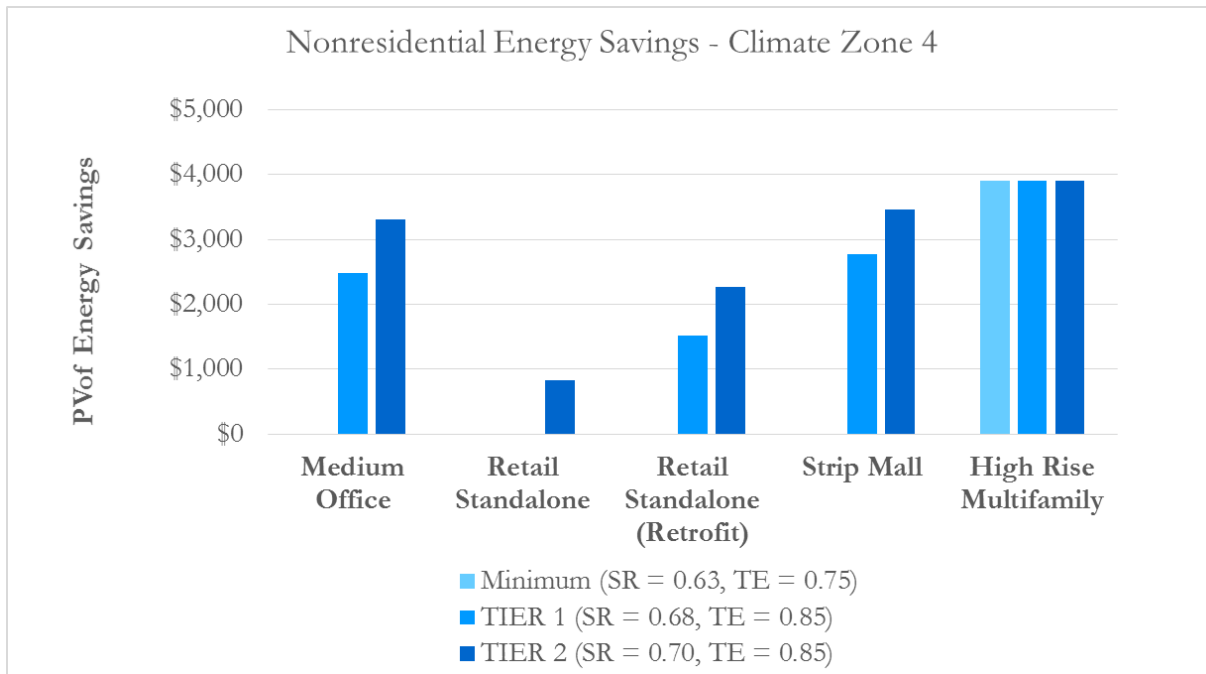
The Tier 2 Reach Code is most cost effective, on average, and yields the most energy savings. Tier 2 is recommended to maximize energy savings.



Cost-Effectiveness Study for Cool Roofs – Climate Zone 4 Results  
 Prepared for Pacific Gas & Electric Company by TRC Solutions

The retail standalone prototype shows negative savings for new construction. This is largely due to the relatively low internal heat loads (such as lighting) of this prototype compared to the other nonresidential prototypes. In retrofit situations, the lighting power density (LPD) will likely be higher, than the 2013 T24 prescriptive requirements, resulting in higher internal gains, thereby reducing the cool roof heating penalty.

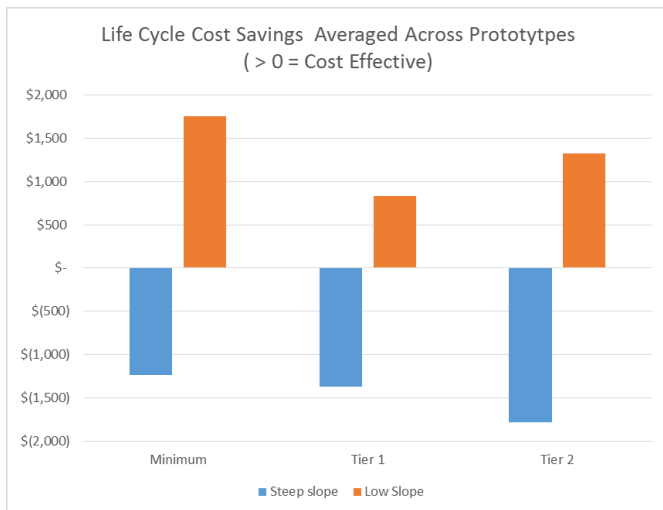
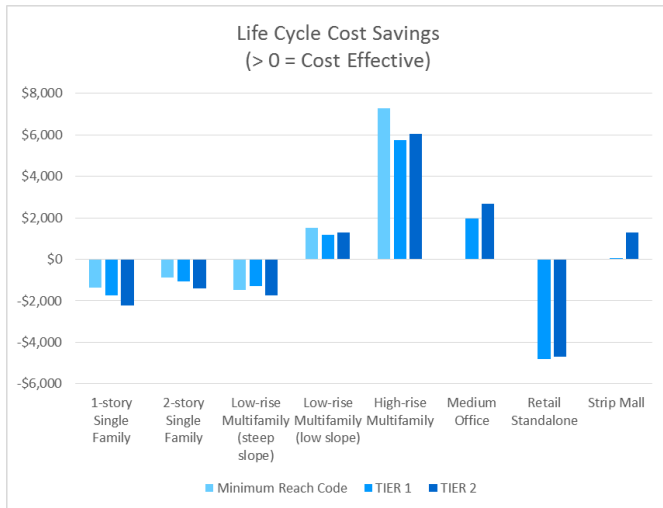
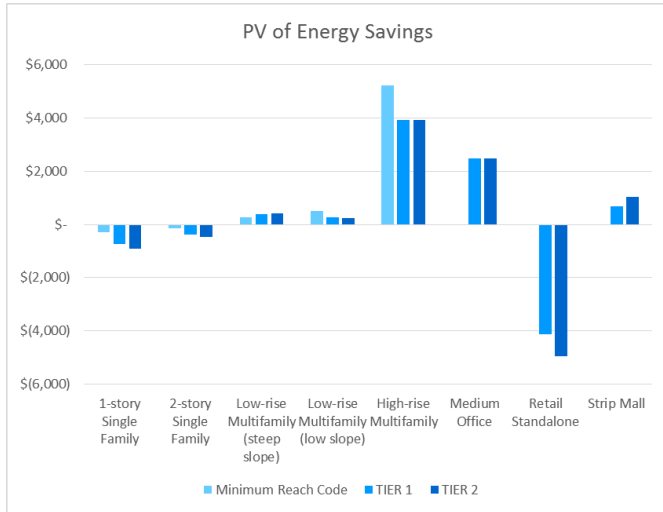
Simulations with a high LPD result in positive PV\$ of savings for the retail standalone prototype in Climate Zone 4, as shown below. The retail standalone retrofit prototype used the 1992 prescriptive code as the baseline, which required the lighting power density to be at most 2.2 W/ft<sup>2</sup> in the retail space, compared to 1.2 W/ft<sup>2</sup> under the 2013 Standards.



Cost-Effectiveness Study for Cool Roofs – Climate Zone 4 Results  
Prepared for Pacific Gas & Electric Company by TRC Solutions

Prototype	Climate Zone 4 (Results/Bldg.)	Minimum Reach Code		TIER 1		TIER 2	
		≤ 2:12	> 2:12	≤ 2:12	> 2:12	≤ 2:12	> 2:12
1-story Single Family	Base Case Price		\$2,892		\$2,892		\$2,892
	Reach Code Price		\$3,222		\$3,082		\$3,841
	Incremental Price		\$331		\$190		\$949
	PV\$ Energy Savings		\$85		(\$31)		(\$82)
	B/C Ratio		0.3		No Savings		No Savings
	LCC Savings		(\$245)		(\$221)		(\$1,031)
2-story Single Family	Base Case Price		\$1,997		\$1,997		\$1,997
	Reach Code Price		\$2,225		\$2,128		\$2,652
	Incremental Price		\$228		\$131		\$655
	PV\$ Energy Savings		\$192		\$273		\$327
	B/C Ratio		0.8		2.1		0.5
	LCC Savings		(\$37)		\$142		(\$328)
Low-rise Multifamily	Base Case Price	\$2,812	\$4,792	\$2,812	\$4,792	\$2,812	\$4,792
	Reach Code Price	\$1,638	\$5,340	\$1,906	\$5,107	\$1,766	\$6,365
	Incremental Price	(\$1,174)	\$548	(\$906)	\$315	(\$1,046)	\$1,573
	PV\$ Energy Savings	\$4,238	\$885	\$4,600	\$1,692	\$4,696	\$2,107
	B/C Ratio	No Costs	1.6	No Costs	5.4	No Costs	1.3
	LCC Savings	\$5,412	\$337	\$5,506	\$1,377	\$5,742	\$534
High-rise Multifamily	Base Case Price	\$5,677		\$5,677		\$5,677	
	Reach Code Price	\$3,307		\$3,848		\$3,565	
	Incremental Price	(\$2,370)		(\$1,829)		(\$2,112)	
	PV\$ Energy Savings	\$3,905		\$3,905		\$3,905	
	B/C Ratio	No Costs		No Costs		No Costs	
	LCC Savings	\$6,275		\$5,735		\$6,017	
Medium Office	Base Case Price	\$7,012		\$7,012		\$7,012	
	Reach Code Price	\$7,012		\$8,158		\$7,558	
	Incremental Price	\$0		\$1,146		\$546	
	PV\$ Energy Savings	-		\$2,478		\$3,303	
	B/C Ratio	-		2.2		6.1	
	LCC Savings	\$0		\$1,332		\$2,757	
Retail Standalone	Base Case Price	\$9,435		\$9,435		\$9,435	
	Reach Code Price	\$9,435		\$10,976		\$10,169	
	Incremental Price	\$0		\$1,541		\$735	
	PV\$ Energy Savings	-		\$0		\$826	
	B/C Ratio	-		No Savings		1.1	
	LCC Savings	\$0		(\$1,541)		\$91	
Strip Mall	Base Case Price	\$8,757		\$8,757		\$8,757	
	Reach Code Price	\$8,757		\$10,188		\$9,439	
	Incremental Price	\$0		\$1,431		\$682	
	PV\$ Energy Savings	-		\$2,772		\$3,465	
	B/C Ratio	-		1.9		5.1	
	LCC Savings	\$0		\$1,341		\$2,783	

### 8.4.5 Climate Zone 5



#### Recommendations

##### Steep-Slope Reach Code: YES, IF COSTS DECREASE

Because of the relatively mild climate in Climate Zone 5, the simulations show increased energy usage for the single family prototypes. Therefore, the steep-slope Reach Code should not be pursued by jurisdictions in Climate Zone 3 for single family prototypes. Multifamily prototypes showed energy savings, but increased life cycle costs. A multifamily steep-slope reach code may become cost effective if cool roof costs decrease.

##### Low-Slope Reach Code: YES

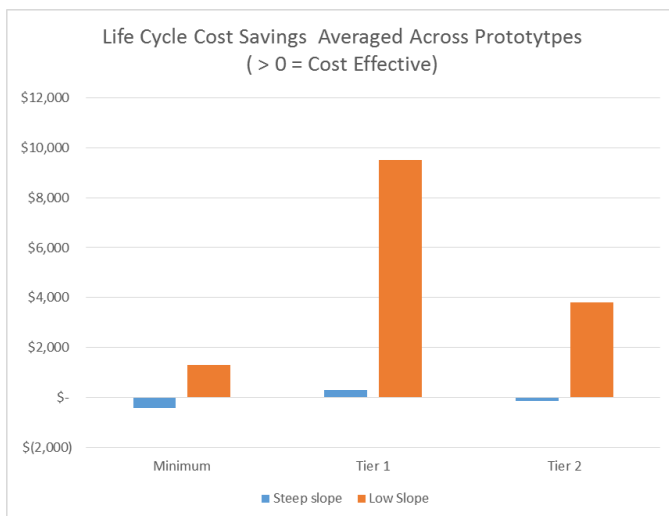
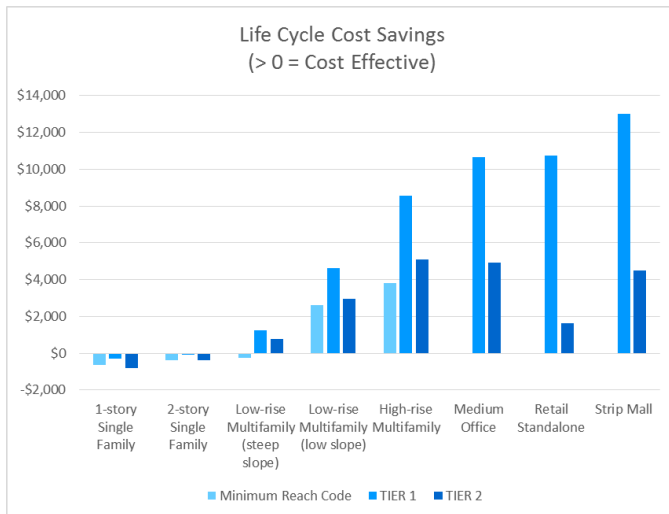
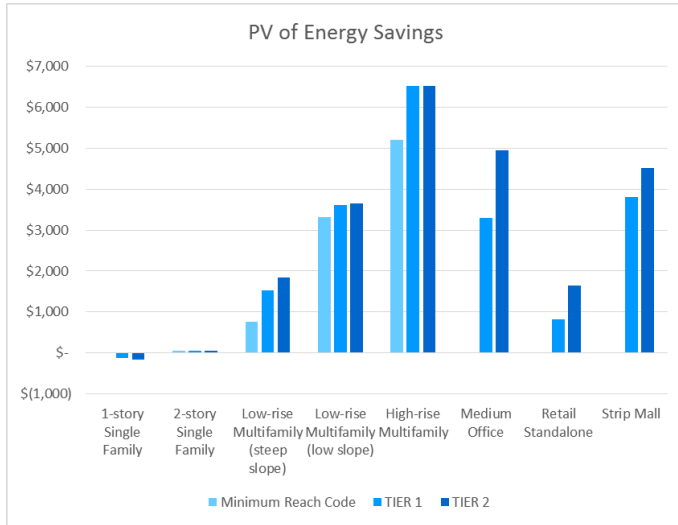
The simulations show energy savings and life cycle cost savings for all prototypes except the Retail Standalone. Even though the stand alone retail has large negative savings, averaging all of the nonresidential prototype results still shows life cycle cost savings. Considering that in the long term cool roof prices are likely drop as they become more prevalent, and would provide further benefit as climate change becomes more severe, jurisdictions in Climate Zone 5 should pursue the cool roof Reach Code.

The Minimum Reach Code is the most cost effective, on average, and yields the most energy savings.

Cost-Effectiveness Study for Cool Roofs – Climate Zone 5 Results  
Prepared for Pacific Gas & Electric Company by TRC Solutions

Prototype	Climate Zone 5 (Results/Bldg.)	Minimum Reach Code		TIER 1		TIER 2	
		≤ 2:12	> 2:12	≤ 2:12	> 2:12	≤ 2:12	> 2:12
1-story Single Family	Base Case Price		\$2,628		\$2,628		\$2,628
	Reach Code Price		\$3,689		\$3,638		\$3,938
	Incremental Price		\$1,061		\$1,009		\$1,309
	PV\$ Energy Savings		(\$291)		(\$730)		(\$906)
	B/C Ratio		No Savings		No Savings		No Savings
	LCC Savings		(\$1,351)		(\$1,739)		(\$2,216)
2-story Single Family	Base Case Price		\$1,815		\$1,815		\$1,815
	Reach Code Price		\$2,547		\$2,512		\$2,719
	Incremental Price		\$732		\$697		\$904
	PV\$ Energy Savings		(\$135)		(\$383)		(\$483)
	B/C Ratio		No Savings		No Savings		No Savings
	LCC Savings		(\$868)		(\$1,080)		(\$1,387)
Low-rise Multifamily	Base Case Price	\$2,812	\$4,356	\$2,812	\$4,356	\$2,812	\$4,356
	Reach Code Price	\$1,790	\$6,113	\$1,906	\$6,028	\$1,745	\$6,525
	Incremental Price	(\$1,022)	\$1,758	(\$906)	\$1,672	(\$1,067)	\$2,169
	PV\$ Energy Savings	\$506	\$271	\$277	\$385	\$229	\$427
	B/C Ratio	No Costs	0.2	No Costs	0.2	No Costs	0.2
	LCC Savings	\$1,527	(\$1,487)	\$1,183	(\$1,287)	\$1,296	(\$1,742)
High-rise Multifamily	Base Case Price	\$5,677		\$5,677		\$5,677	
	Reach Code Price	\$3,614		\$3,848		\$3,522	
	Incremental Price	(\$2,063)		(\$1,829)		(\$2,154)	
	PV\$ Energy Savings	\$5,207		\$3,905		\$3,905	
	B/C Ratio	No Costs		No Costs		No Costs	
	LCC Savings	\$7,270		\$5,735		\$6,060	
Medium Office	Base Case Price	\$7,663		\$7,663		\$7,663	
	Reach Code Price	\$7,663		\$8,158		\$7,468	
	Incremental Price	\$0		\$495		(\$195)	
	PV\$ Energy Savings	-		\$2,478		\$2,478	
	B/C Ratio	-		5.0		No Costs	
	LCC Savings	\$0		\$1,983		\$2,672	
Retail Standalone	Base Case Price	\$10,310		\$10,310		\$10,310	
	Reach Code Price	\$10,310		\$10,976		\$10,048	
	Incremental Price	\$0		\$666		(\$262)	
	PV\$ Energy Savings	-		(\$4,129)		(\$4,955)	
	B/C Ratio	-		No Savings		No Savings	
	LCC Savings	\$0		(\$4,795)		(\$4,693)	
Strip Mall	Base Case Price	\$9,570		\$9,570		\$9,570	
	Reach Code Price	\$9,570		\$10,188		\$9,327	
	Incremental Price	\$0		\$618		(\$243)	
	PV\$ Energy Savings	-		\$693		\$1,039	
	B/C Ratio	-		1.1		No Costs	
	LCC Savings	\$0		\$75		\$1,282	

### 8.4.6 Climate Zone 6



#### Recommendations

#### **Steep-Slope Reach Code: YES, FOR LOW-RISE MULTIFAMILY BUILDINGS**

The simulations show low or negative energy savings and positive life cycle costs for the single family prototypes. However, the Low-Rise Multifamily prototype shows energy savings and life cycle cost savings for the Tier 1 and Tier 2 Reach Code. Therefore, the steep-slope Reach Code should be pursued for Low-Rise Multifamily buildings by jurisdictions in Climate Zone 6.

For Low-Rise Multifamily buildings, the Tier 1 Reach Code is the most cost effective, on average, while Tier 2 yields the most energy savings. Tier 2 is recommended to maximize energy savings.

#### **Low-Slope Reach Code: YES**

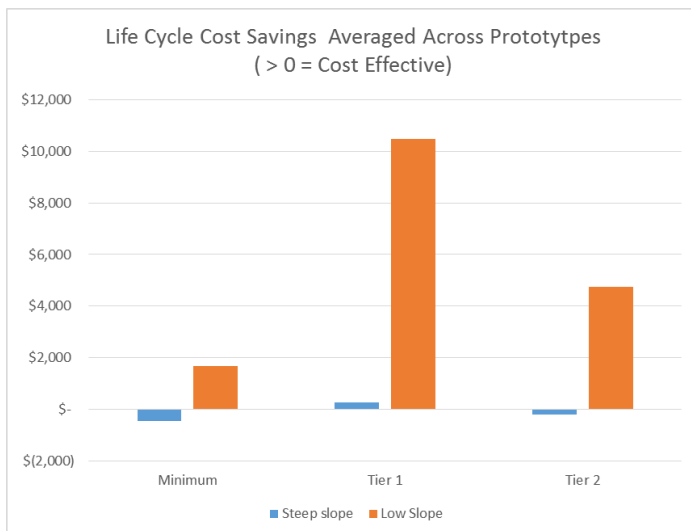
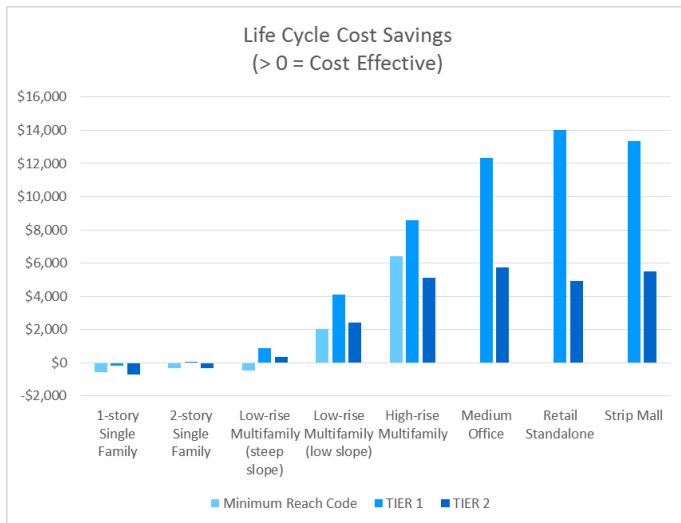
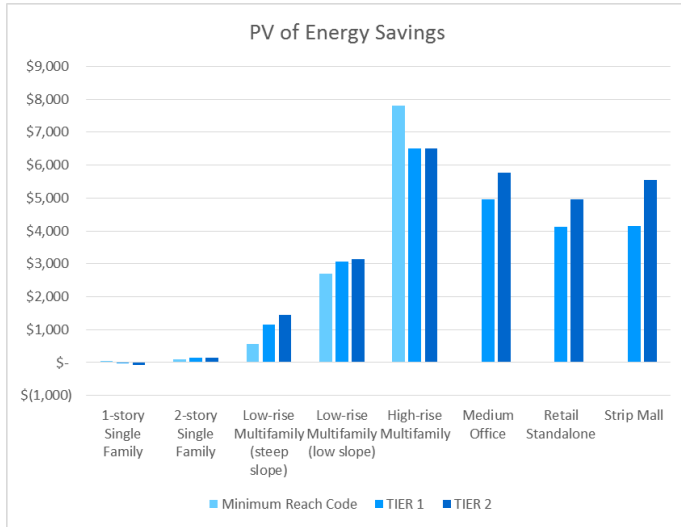
The simulations show energy savings and life cycle cost savings for all prototypes. Therefore, low-slope cool roofs should be pursued by jurisdictions in Climate Zone 6.

The Tier 1 Reach Code is the most cost effective, on average, while Tier 2 yields the most energy savings. Tier 2 is recommended to maximize energy savings.

Cost-Effectiveness Study for Cool Roofs – Climate Zone 6 Results  
Prepared for Pacific Gas & Electric Company by TRC Solutions

Prototype	Climate Zone 6 (Results/Bldg.)	Minimum Reach Code		TIER 1		TIER 2	
		≤ 2:12	> 2:12	≤ 2:12	> 2:12	≤ 2:12	> 2:12
1-story Single Family	Base Case Price		\$2,741		\$2,741		\$2,741
	Reach Code Price		\$3,362		\$2,905		\$3,396
	Incremental Price		\$621		\$164		\$655
	PV\$ Energy Savings		\$0		(\$125)		(\$171)
	B/C Ratio		No Savings		No Savings		No Savings
	LCC Savings		(\$621)		(\$290)		(\$826)
2-story Single Family	Base Case Price		\$1,892		\$1,892		\$1,892
	Reach Code Price		\$2,321		\$2,006		\$2,345
	Incremental Price		\$429		\$114		\$452
	PV\$ Energy Savings		\$54		\$49		\$49
	B/C Ratio		0.1		0.4		0.1
	LCC Savings		(\$375)		(\$64)		(\$403)
Low-rise Multifamily	Base Case Price	\$3,362	\$4,542	\$3,362	\$4,542	\$3,362	\$4,542
	Reach Code Price	\$4,058	\$5,571	\$2,339	\$4,814	\$4,063	\$5,627
	Incremental Price	\$696	\$1,030	(\$1,023)	\$272	\$701	\$1,085
	PV\$ Energy Savings	\$3,323	\$771	\$3,600	\$1,523	\$3,648	\$1,848
	B/C Ratio	4.8	0.7	No Costs	5.6	5.2	1.7
	LCC Savings	\$2,627	(\$259)	\$4,623	\$1,251	\$2,947	\$763
High-rise Multifamily	Base Case Price	\$6,787		\$6,787		\$6,787	
	Reach Code Price	\$8,193		\$4,721		\$8,202	
	Incremental Price	\$1,406		(\$2,066)		\$1,415	
	PV\$ Energy Savings	\$5,207		\$6,509		\$6,509	
	B/C Ratio	3.7		No Costs		4.6	
	LCC Savings	\$3,801		\$8,574		\$5,094	
Medium Office	Base Case Price	\$17,371		\$17,371		\$17,371	
	Reach Code Price	\$17,371		\$10,011		\$17,391	
	Incremental Price	\$0		(\$7,361)		\$19	
	PV\$ Energy Savings	-		\$3,303		\$4,955	
	B/C Ratio	-		No Costs		256.8	
	LCC Savings	\$0		\$10,664		\$4,936	
Retail Standalone	Base Case Price	\$23,372		\$23,372		\$23,372	
	Reach Code Price	\$23,372		\$13,469		\$23,398	
	Incremental Price	\$0		(\$9,904)		\$26	
	PV\$ Energy Savings	-		\$826		\$1,652	
	B/C Ratio	-		No Costs		63.6	
	LCC Savings	\$0		\$10,730		\$1,626	
Strip Mall	Base Case Price	\$21,694		\$21,694		\$21,694	
	Reach Code Price	\$21,694		\$12,501		\$21,718	
	Incremental Price	\$0		(\$9,193)		\$24	
	PV\$ Energy Savings	-		\$3,811		\$4,504	
	B/C Ratio	-		No Costs		186.9	
	LCC Savings	\$0		\$13,004		\$4,480	

### 8.4.7 Climate Zone 7



### Recommendations

#### Steep-Slope Reach Code: YES, FOR LOW-RISE MULTIFAMILY BUILDINGS

The simulations show low or no energy savings, and mostly life cycle costs for the single family prototypes. However, the Low-Rise Multifamily prototype shows energy savings and life cycle cost savings for the Tier 1 and Tier 2 Reach Code. Therefore, the steep-slope Reach Code should be pursued for low-rise multifamily buildings by jurisdictions Climate Zone 7.

For Low-Rise Multifamily buildings, the Tier 1 Reach Code is most cost effective, on average, while Tier 2 yields the most energy savings. Tier 2 is recommended to maximize energy savings.

#### Low-Slope Reach Code: YES

The simulations show energy savings and life cycle cost savings for all prototypes. Therefore, low-slope cool roofs should be pursued by jurisdictions in Climate Zone 7.

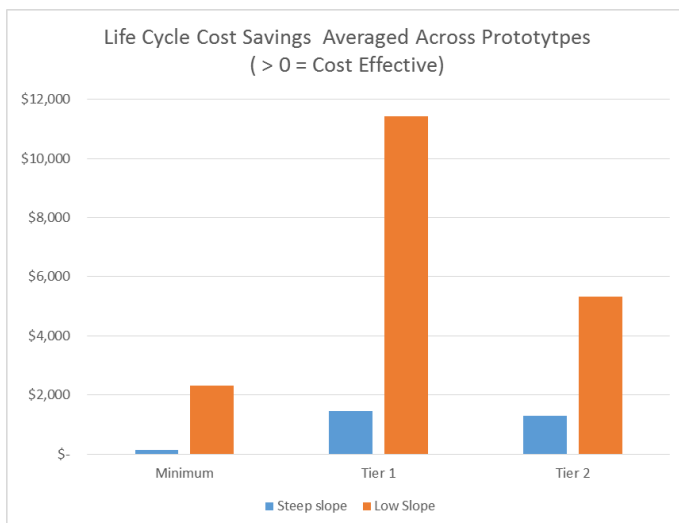
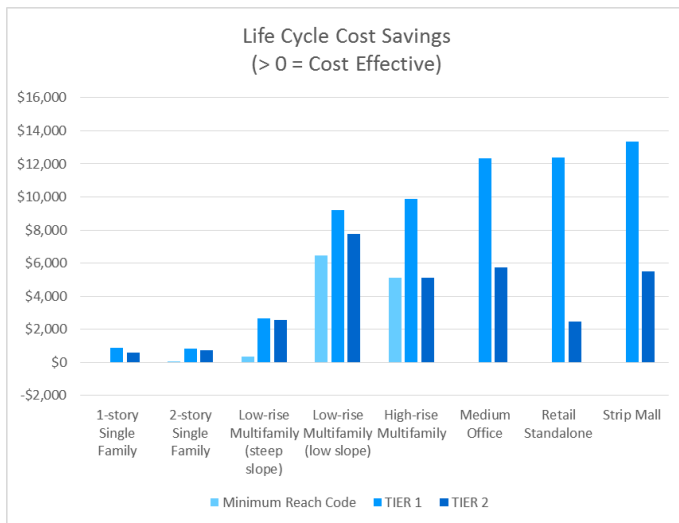
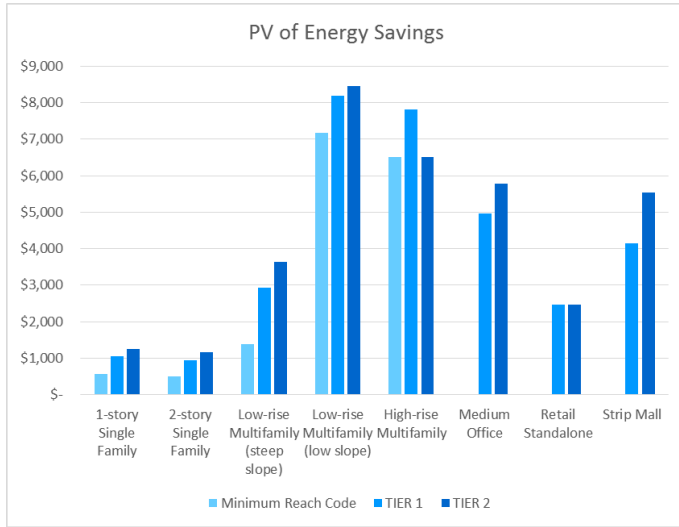
The Tier 1 Reach Code is the most cost effective, on average, while Tier 2 yields the most energy savings. Tier 2 is recommended to maximize energy savings.

Cost-Effectiveness Study for Cool Roofs – Climate Zone 7 Results  
Prepared for Pacific Gas & Electric Company by TRC Solutions

Prototype	Climate Zone 7 (Results/Bldg.)	Minimum Reach Code		TIER 1		TIER 2	
		≤ 2:12	> 2:12	≤ 2:12	> 2:12	≤ 2:12	> 2:12
1-story Single Family	Base Case Price		\$2,741		\$2,741		\$2,741
	Reach Code Price		\$3,362		\$2,905		\$3,396
	Incremental Price		\$621		\$164		\$655
	PV\$ Energy Savings		\$58		(\$16)		(\$78)
	B/C Ratio		0.1		No Savings		No Savings
	LCC Savings		(\$563)		(\$181)		(\$733)
2-story Single Family	Base Case Price		\$1,892		\$1,892		\$1,892
	Reach Code Price		\$2,321		\$2,006		\$2,345
	Incremental Price		\$429		\$114		\$452
	PV\$ Energy Savings		\$86		\$135		\$149
	B/C Ratio		0.2		1.2		0.3
	LCC Savings		(\$343)		\$22		(\$303)
Low-rise Multifamily	Base Case Price	\$3,362	\$4,542	\$3,362	\$4,542	\$3,362	\$4,542
	Reach Code Price	\$4,058	\$5,571	\$2,339	\$4,814	\$4,063	\$5,627
	Incremental Price	\$696	\$1,030	(\$1,023)	\$272	\$701	\$1,085
	PV\$ Energy Savings	\$2,709	\$572	\$3,058	\$1,162	\$3,143	\$1,457
	B/C Ratio	3.9	0.6	No Costs	4.3	4.5	1.3
	LCC Savings	\$2,013	(\$458)	\$4,081	\$889	\$2,442	\$372
High-rise Multifamily	Base Case Price	\$6,787		\$6,787		\$6,787	
	Reach Code Price	\$8,193		\$4,721		\$8,202	
	Incremental Price	\$1,406		(\$2,066)		\$1,415	
	PV\$ Energy Savings	\$7,811		\$6,509		\$6,509	
	B/C Ratio	5.6		No Costs		4.6	
	LCC Savings	\$6,405		\$8,574		\$5,094	
Medium Office	Base Case Price	\$17,371		\$17,371		\$17,371	
	Reach Code Price	\$17,371		\$10,011		\$17,391	
	Incremental Price	\$0		(\$7,361)		\$19	
	PV\$ Energy Savings	-		\$4,955		\$5,781	
	B/C Ratio	-		No Costs		299.6	
	LCC Savings	\$0		\$12,316		\$5,762	
Retail Standalone	Base Case Price	\$23,372		\$23,372		\$23,372	
	Reach Code Price	\$23,372		\$13,469		\$23,398	
	Incremental Price	\$0		(\$9,904)		\$26	
	PV\$ Energy Savings	-		\$4,129		\$4,955	
	B/C Ratio	-		No Costs		190.9	
	LCC Savings	\$0		\$14,033		\$4,929	
Strip Mall	Base Case Price	\$21,694		\$21,694		\$21,694	
	Reach Code Price	\$21,694		\$12,501		\$21,718	
	Incremental Price	\$0		(\$9,193)		\$24	
	PV\$ Energy Savings	-		\$4,158		\$5,544	
	B/C Ratio	-		No Costs		230.1	
	LCC Savings	\$0		\$13,351		\$5,520	



### 8.4.8 Climate Zone 8



#### Recommendations

##### **Steep-Slope Reach Code: YES**

The simulations show energy savings and life cycle costs savings for all prototypes at nearly all Reach Code levels. Therefore, the steep-slope Reach Code should be pursued by jurisdictions in Climate Zone 8.

The Tier 1 and Tier 2 Reach Code have roughly equivalent cost effectiveness, on average, but Tier 2 yields more energy savings. Tier 2 is recommended to maximize energy savings.

##### **Low-Slope Reach Code: YES**

The simulations show energy savings and life cycle cost savings for all prototypes. Therefore, low-slope cool roofs should be pursued by jurisdictions in Climate Zone 8.

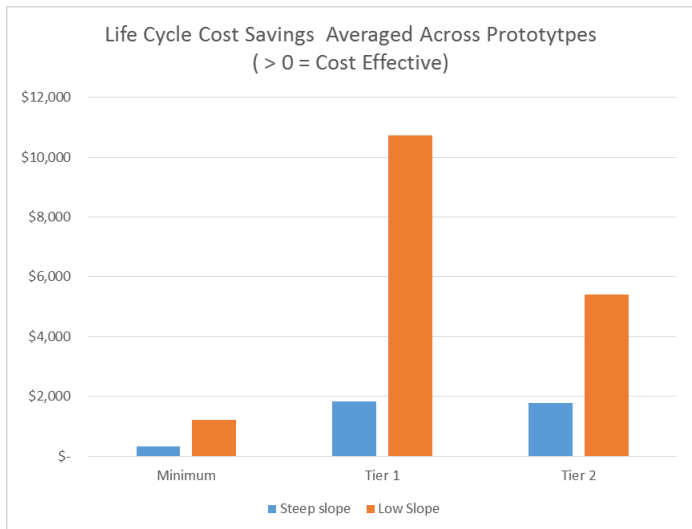
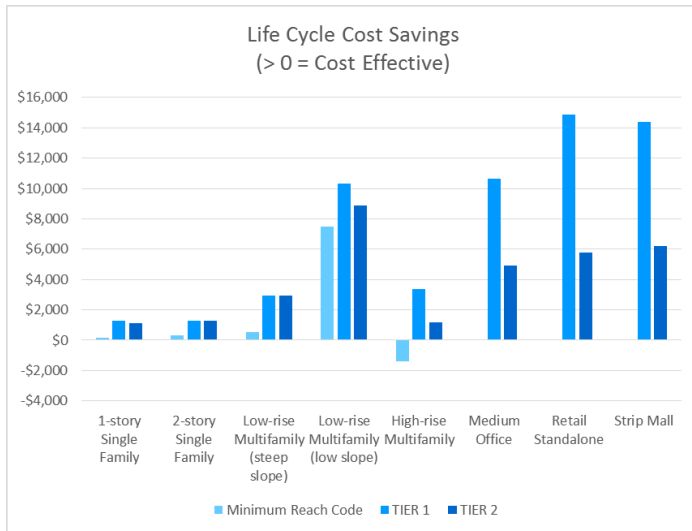
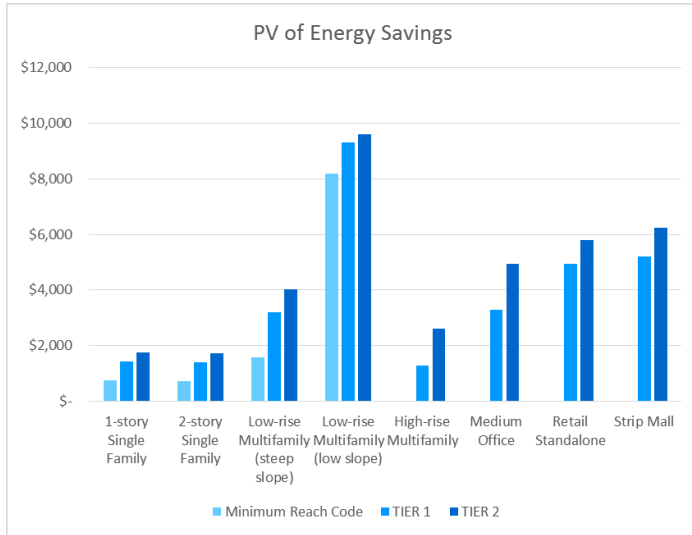
The Tier 1 Reach Code is the most cost effective, on average, while Tier 2 yields more energy savings. Tier 2 is recommended to maximize energy savings.

Cost-Effectiveness Study for Cool Roofs – Climate Zone 8 Results  
Prepared for Pacific Gas & Electric Company by TRC Solutions

Prototype	Climate Zone 8 (Results/Bldg.)	Minimum Reach Code		TIER 1		TIER 2	
		≤ 2:12	> 2:12	≤ 2:12	> 2:12	≤ 2:12	> 2:12
1-story Single Family	Base Case Price		\$2,741		\$2,741		\$2,741
	Reach Code Price		\$3,362		\$2,905		\$3,396
	Incremental Price		\$621		\$164		\$655
	PV\$ Energy Savings		\$567		\$1,054		\$1,262
	B/C Ratio		0.9		6.4		1.9
	LCC Savings		(\$55)		\$889		\$608
2-story Single Family	Base Case Price		\$1,892		\$1,892		\$1,892
	Reach Code Price		\$2,321		\$2,006		\$2,345
	Incremental Price		\$429		\$114		\$452
	PV\$ Energy Savings		\$497		\$953		\$1,172
	B/C Ratio		1.2		8.4		2.6
	LCC Savings		\$68		\$839		\$720
Low-rise Multifamily	Base Case Price	\$3,362	\$4,542	\$3,362	\$4,542	\$3,362	\$4,542
	Reach Code Price	\$4,058	\$5,571	\$2,339	\$4,814	\$4,063	\$5,627
	Incremental Price	\$696	\$1,030	(\$1,023)	\$272	\$701	\$1,085
	PV\$ Energy Savings	\$7,164	\$1,385	\$8,188	\$2,926	\$8,453	\$3,636
	B/C Ratio	10.3	1.3	No Costs	10.7	12.1	3.4
	LCC Savings	\$6,468	\$355	\$9,211	\$2,653	\$7,752	\$2,551
High-rise Multifamily	Base Case Price	\$6,787		\$6,787		\$6,787	
	Reach Code Price	\$8,193		\$4,721		\$8,202	
	Incremental Price	\$1,406		(\$2,066)		\$1,415	
	PV\$ Energy Savings	\$6,509		\$7,811		\$6,509	
	B/C Ratio	4.6		No Costs		4.6	
	LCC Savings	\$5,103		\$9,876		\$5,094	
Medium Office	Base Case Price	\$17,371		\$17,371		\$17,371	
	Reach Code Price	\$17,371		\$10,011		\$17,391	
	Incremental Price	\$0		(\$7,361)		\$19	
	PV\$ Energy Savings	-		\$4,955		\$5,781	
	B/C Ratio	-		No Costs		299.6	
	LCC Savings	\$0		\$12,316		\$5,762	
Retail Standalone	Base Case Price	\$23,372		\$23,372		\$23,372	
	Reach Code Price	\$23,372		\$13,469		\$23,398	
	Incremental Price	\$0		(\$9,904)		\$26	
	PV\$ Energy Savings	-		\$2,478		\$2,478	
	B/C Ratio	-		No Costs		95.4	
	LCC Savings	\$0		\$12,381		\$2,452	
Strip Mall	Base Case Price	\$21,694		\$21,694		\$21,694	
	Reach Code Price	\$21,694		\$12,501		\$21,718	
	Incremental Price	\$0		(\$9,193)		\$24	
	PV\$ Energy Savings	-		\$4,158		\$5,544	
	B/C Ratio	-		No Costs		230.1	
	LCC Savings	\$0		\$13,351		\$5,520	

Cost-Effectiveness Study for Cool Roofs – Climate Zone 9 Results  
 Prepared for Pacific Gas & Electric Company by TRC Solutions

8.4.9 Climate Zone 9



**Recommendations**

**Steep-Slope Reach Code: YES**

The simulations show energy savings and life cycle costs savings for all prototypes. Therefore, the steep-slope Reach Code should be pursued by jurisdictions in Climate Zone 9.

The Tier 1 and Tier 2 Reach Code have roughly equivalent cost effectiveness, on average, but Tier 2 yields the most energy savings. Tier 2 is recommended to maximize energy savings.

**Low-Slope Reach Code: YES**

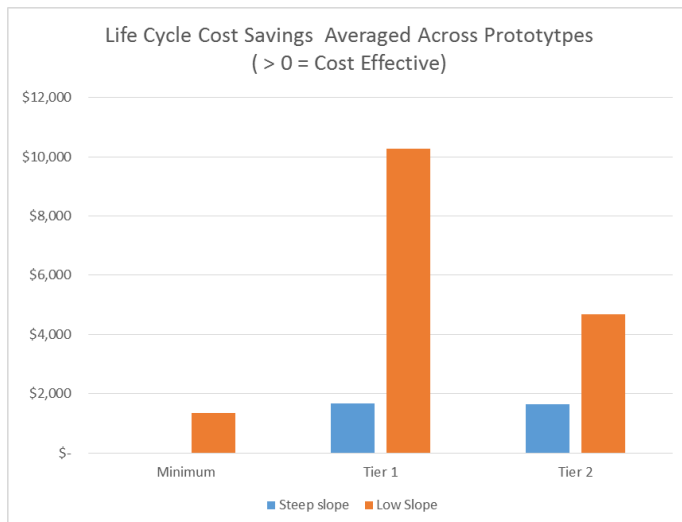
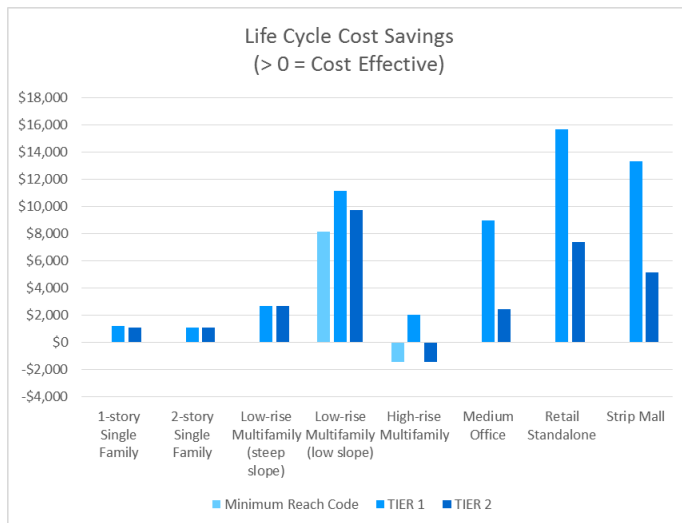
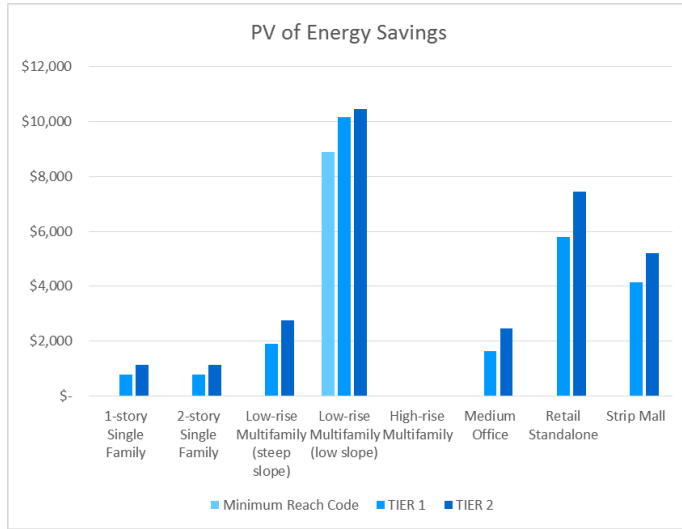
The simulations show energy savings and life cycle cost savings for all prototypes at nearly all Reach Code levels. Therefore, low-slope cool roofs should be pursued by jurisdictions in Climate Zone 9.

The Tier 1 Reach Code is the most cost effective, on average, while Tier 2 yields the most energy savings. Tier 2 is recommended to maximize energy savings.

Cost-Effectiveness Study for Cool Roofs – Climate Zone 9 Results  
Prepared for Pacific Gas & Electric Company by TRC Solutions

Prototype	Climate Zone 9 (Results/Bldg.)	Minimum Reach Code		TIER 1		TIER 2	
		≤ 2:12	> 2:12	≤ 2:12	> 2:12	≤ 2:12	> 2:12
1-story Single Family	Base Case Price		\$2,741		\$2,741		\$2,741
	Reach Code Price		\$3,362		\$2,905		\$3,396
	Incremental Price		\$621		\$164		\$655
	PV\$ Energy Savings		\$768		\$1,448		\$1,773
	B/C Ratio		1.2		8.8		2.7
	LCC Savings		\$147		\$1,283		\$1,118
2-story Single Family	Base Case Price		\$1,892		\$1,892		\$1,892
	Reach Code Price		\$2,321		\$2,006		\$2,345
	Incremental Price		\$429		\$114		\$452
	PV\$ Energy Savings		\$726		\$1,408		\$1,742
	B/C Ratio		1.7		12.4		3.9
	LCC Savings		\$297		\$1,295		\$1,290
Low-rise Multifamily	Base Case Price	\$3,362	\$4,542	\$3,362	\$4,542	\$3,362	\$4,542
	Reach Code Price	\$4,058	\$5,571	\$2,339	\$4,814	\$4,063	\$5,627
	Incremental Price	\$696	\$1,030	(\$1,023)	\$272	\$701	\$1,085
	PV\$ Energy Savings	\$8,188	\$1,577	\$9,295	\$3,215	\$9,597	\$4,028
	B/C Ratio	11.8	1.5	No Costs	11.8	13.7	3.7
	LCC Savings	\$7,491	\$547	\$10,319	\$2,942	\$8,896	\$2,942
High-rise Multifamily	Base Case Price	\$6,787		\$6,787		\$6,787	
	Reach Code Price	\$8,193		\$4,721		\$8,202	
	Incremental Price	\$1,406		(\$2,066)		\$1,415	
	PV\$ Energy Savings	\$0		\$1,302		\$2,604	
	B/C Ratio	No Savings		No Costs		1.8	
	LCC Savings	(\$1,406)		\$3,367		\$1,188	
Medium Office	Base Case Price	\$17,371		\$17,371		\$17,371	
	Reach Code Price	\$17,371		\$10,011		\$17,391	
	Incremental Price	\$0		(\$7,361)		\$19	
	PV\$ Energy Savings	-		\$3,303		\$4,955	
	B/C Ratio	-		No Costs		256.8	
	LCC Savings	\$0		\$10,664		\$4,936	
Retail Standalone	Base Case Price	\$23,372		\$23,372		\$23,372	
	Reach Code Price	\$23,372		\$13,469		\$23,398	
	Incremental Price	\$0		(\$9,904)		\$26	
	PV\$ Energy Savings	-		\$4,955		\$5,781	
	B/C Ratio	-		No Costs		222.7	
	LCC Savings	\$0		\$14,859		\$5,755	
Strip Mall	Base Case Price	\$21,694		\$21,694		\$21,694	
	Reach Code Price	\$21,694		\$12,501		\$21,718	
	Incremental Price	\$0		(\$9,193)		\$24	
	PV\$ Energy Savings	-		\$5,198		\$6,237	
	B/C Ratio	-		No Costs		258.8	
	LCC Savings	\$0		\$14,390		\$6,213	

### 8.4.10 Climate Zone 10



#### Recommendations

#### **Steep-Slope Reach Code: YES**

The simulations show energy savings and life cycle costs savings for all prototypes. Therefore, the steep-slope Reach Code should be pursued by jurisdictions in Climate Zone 10.

The Tier 1 and Tier 2 Reach Code have roughly equivalent cost effectiveness, on average, but Tier 2 yields the most energy savings.

#### **Low-Slope Reach Code: YES, EXCEPT HIGH-RISE MULTIFAMILY**

The simulations show energy savings and life cycle cost savings for all prototypes except the High-Rise Multifamily prototype. Therefore, low-slope cool roofs should be pursued for low-rise multifamily and nonresidential buildings by jurisdictions in Climate Zone 10.

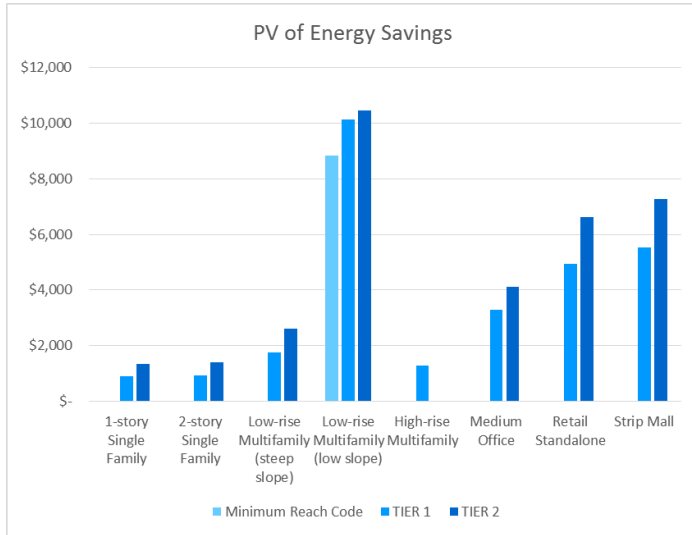
For low-rise multifamily and nonresidential buildings, the Tier 1 Reach Code is the most cost effective, on average, while Tier 2 yields the most energy savings. Tier 2 is recommended to maximize energy savings.

Cost-Effectiveness Study for Cool Roofs – Climate Zone 10 Results

Prepared for Pacific Gas & Electric Company by TRC Solutions

Prototype	Climate Zone 10 (Results/Bldg.)	Minimum Reach Code		TIER 1		TIER 2	
		≤ 2:12	> 2:12	≤ 2:12	> 2:12	≤ 2:12	> 2:12
1-story Single Family	Base Case Price		\$3,362		\$3,362		\$3,362
	Reach Code Price		\$3,362		\$2,905		\$3,396
	Incremental Price		\$0		(\$457)		\$33
	PV\$ Energy Savings		-		\$783		\$1,144
	B/C Ratio		-		No Costs		34.2
	LCC Savings		\$0		\$1,240		\$1,111
2-story Single Family	Base Case Price		\$2,321		\$2,321		\$2,321
	Reach Code Price		\$2,321		\$2,006		\$2,345
	Incremental Price		\$0		(\$316)		\$23
	PV\$ Energy Savings		-		\$780		\$1,142
	B/C Ratio		-		No Costs		49.4
	LCC Savings		\$0		\$1,096		\$1,119
Low-rise Multifamily	Base Case Price	\$3,362	\$5,571	\$3,362	\$5,571	\$3,362	\$5,571
	Reach Code Price	\$4,058	\$5,571	\$2,339	\$4,814	\$4,063	\$5,627
	Incremental Price	\$696	\$0	(\$1,023)	(\$757)	\$701	\$55
	PV\$ Energy Savings	\$8,874	-	\$10,162	\$1,908	\$10,463	\$2,769
	B/C Ratio	12.7	-	No Costs	No Costs	14.9	49.9
	LCC Savings	\$8,178	\$0	\$11,186	\$2,666	\$9,762	\$2,714
High-rise Multifamily	Base Case Price	\$6,787		\$6,787		\$6,787	
	Reach Code Price	\$8,193		\$4,721		\$8,202	
	Incremental Price	\$1,406		(\$2,066)		\$1,415	
	PV\$ Energy Savings	\$0		\$0		\$0	
	B/C Ratio	No Savings		No Savings		No Savings	
	LCC Savings	(\$1,406)		\$2,066		(\$1,415)	
Medium Office	Base Case Price	\$17,371		\$17,371		\$17,371	
	Reach Code Price	\$17,371		\$10,011		\$17,391	
	Incremental Price	\$0		(\$7,361)		\$19	
	PV\$ Energy Savings	-		\$1,652		\$2,478	
	B/C Ratio	-		No Costs		128.4	
	LCC Savings	\$0		\$9,013		\$2,458	
Retail Standalone	Base Case Price	\$23,372		\$23,372		\$23,372	
	Reach Code Price	\$23,372		\$13,469		\$23,398	
	Incremental Price	\$0		(\$9,904)		\$26	
	PV\$ Energy Savings	-		\$5,781		\$7,433	
	B/C Ratio	-		No Costs		286.3	
	LCC Savings	\$0		\$15,685		\$7,407	
Strip Mall	Base Case Price	\$21,694		\$21,694		\$21,694	
	Reach Code Price	\$21,694		\$12,501		\$21,718	
	Incremental Price	\$0		(\$9,193)		\$24	
	PV\$ Energy Savings	-		\$4,158		\$5,198	
	B/C Ratio	-		No Costs		215.7	
	LCC Savings	\$0		\$13,351		\$5,173	

### 8.4.11 Climate Zone 11



#### Recommendations

#### **Steep-Slope Reach Code: YES**

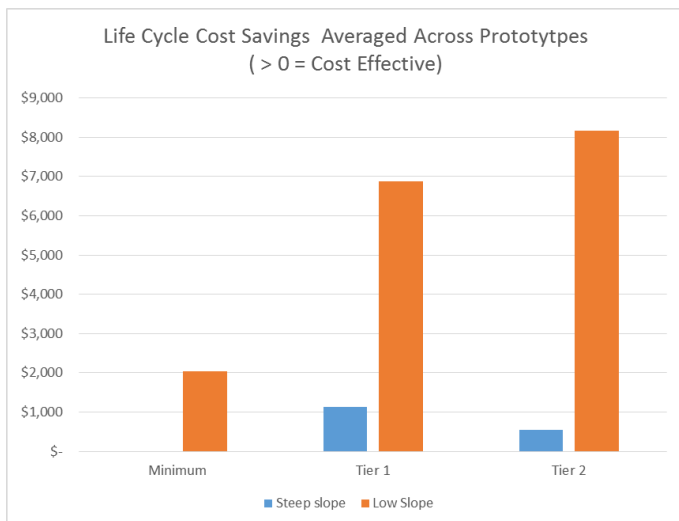
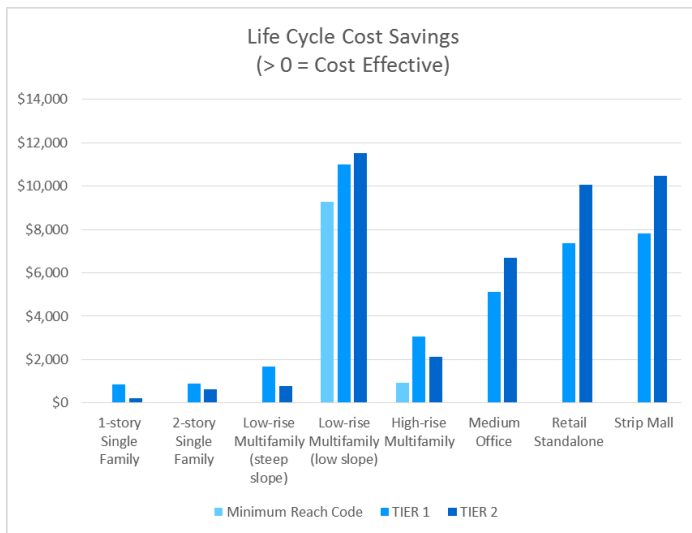
The simulations show energy savings and life cycle cost savings for all prototypes. Therefore, the steep-slope Reach Code should be pursued by jurisdictions in Climate Zone 11.

The Tier 1 Reach Code is the most cost effective, on average, while Tier 2 yields the most energy savings. Tier 2 is recommended to maximize energy savings.

#### **Low-Slope Reach Code: YES**

The simulations show energy savings and life cycle cost savings for all prototypes. Therefore, low-slope cool roofs should be pursued by jurisdictions in Climate Zone 11.

The Tier 2 Reach Code is the most cost effective, on average, and yields the most energy savings. Tier 2 is recommended to maximize energy savings.

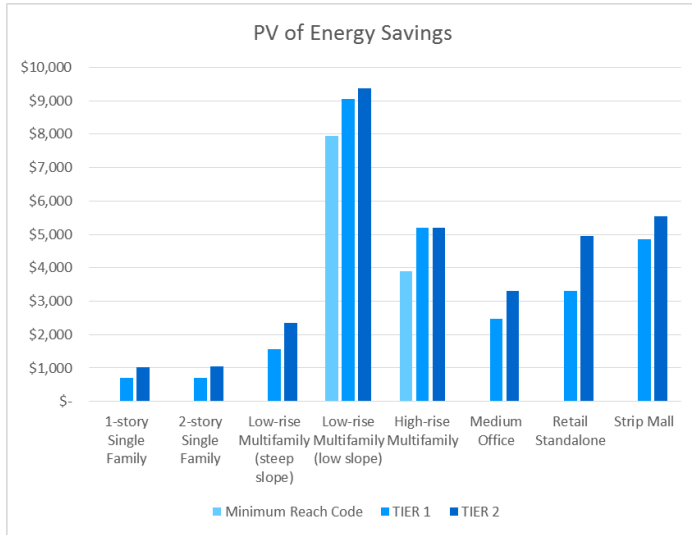


Cost-Effectiveness Study for Cool Roofs – Climate Zone 11 Results  
Prepared for Pacific Gas & Electric Company by TRC Solutions

Prototype	Climate Zone 11 (Results/Bldg.)	Minimum Reach Code		TIER 1		TIER 2	
		≤ 2:12	> 2:12	≤ 2:12	> 2:12	≤ 2:12	> 2:12
1-story Single Family	Base Case Price		\$3,137		\$3,137		\$3,137
	Reach Code Price		\$3,137		\$3,203		\$4,253
	Incremental Price		\$0		\$65		\$1,115
	PV\$ Energy Savings		-		\$906		\$1,350
	B/C Ratio		-		13.9		1.2
	LCC Savings		\$0		\$841		\$235
2-story Single Family	Base Case Price		\$2,166		\$2,166		\$2,166
	Reach Code Price		\$2,166		\$2,211		\$2,936
	Incremental Price		\$0		\$45		\$770
	PV\$ Energy Savings		-		\$923		\$1,392
	B/C Ratio		-		20.5		1.8
	LCC Savings		\$0		\$878		\$622
Low-rise Multifamily	Base Case Price	\$2,784	\$5,199	\$2,784	\$5,199	\$2,784	\$5,199
	Reach Code Price	\$2,328	\$5,199	\$1,906	\$5,307	\$1,729	\$7,047
	Incremental Price	(\$456)	\$0	(\$878)	\$108	(\$1,055)	\$1,848
	PV\$ Energy Savings	\$8,826	-	\$10,126	\$1,770	\$10,451	\$2,613
	B/C Ratio	No Costs	-	No Costs	16.4	No Costs	1.4
	LCC Savings	\$9,282	\$0	\$11,005	\$1,662	\$11,506	\$765
High-rise Multifamily	Base Case Price	\$5,621		\$5,621		\$5,621	
	Reach Code Price	\$4,700		\$3,848		\$3,491	
	Incremental Price	(\$921)		(\$1,773)		(\$2,129)	
	PV\$ Energy Savings	\$0		\$1,302		\$0	
	B/C Ratio	No Savings		No Costs		No Savings	
	LCC Savings	\$921		\$3,075		\$2,129	
Medium Office	Base Case Price	\$9,965		\$9,965		\$9,965	
	Reach Code Price	\$9,965		\$8,158		\$7,403	
	Incremental Price	\$0		(\$1,807)		(\$2,562)	
	PV\$ Energy Savings	-		\$3,303		\$4,129	
	B/C Ratio	-		No Costs		No Costs	
	LCC Savings	\$0		\$5,110		\$6,692	
Retail Standalone	Base Case Price	\$13,407		\$13,407		\$13,407	
	Reach Code Price	\$13,407		\$10,976		\$9,960	
	Incremental Price	\$0		(\$2,431)		(\$3,448)	
	PV\$ Energy Savings	-		\$4,955		\$6,607	
	B/C Ratio	-		No Costs		No Costs	
	LCC Savings	\$0		\$7,386		\$10,055	
Strip Mall	Base Case Price	\$12,445		\$12,445		\$12,445	
	Reach Code Price	\$12,445		\$10,188		\$9,245	
	Incremental Price	\$0		(\$2,257)		(\$3,200)	
	PV\$ Energy Savings	-		\$5,544		\$7,277	
	B/C Ratio	-		No Costs		No Costs	
	LCC Savings	\$0		\$7,801		\$10,477	



### 8.4.12 Climate Zone 12



#### Recommendations

#### **Steep-Slope Reach Code: YES**

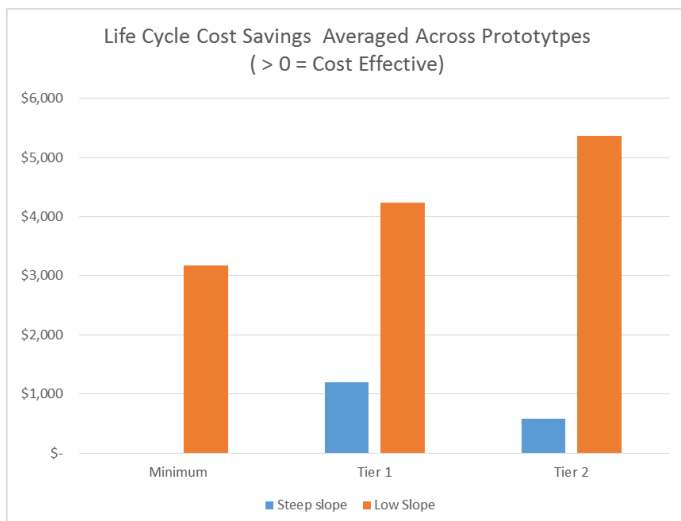
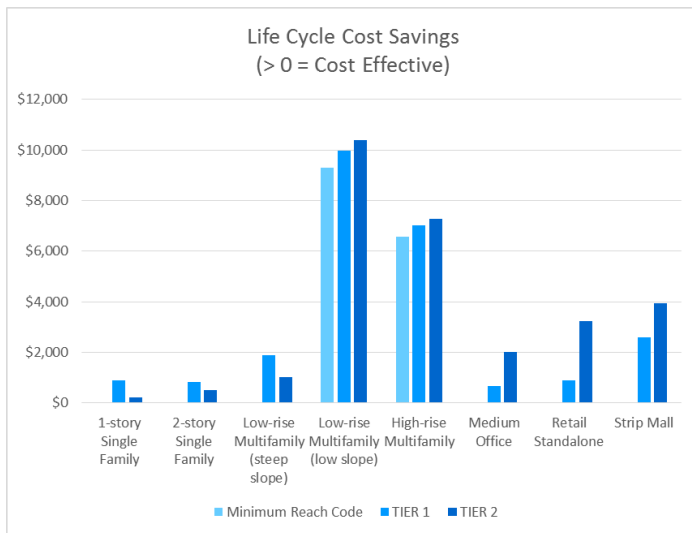
The simulations show energy savings and life cycle costs savings for all prototypes. Therefore, the steep-slope Reach Code should be pursued by jurisdictions in Climate Zone 12.

The Tier 1 Reach Code is the most cost effective, on average, while Tier 2 yields the most energy savings. Tier 2 is recommended to maximize energy savings.

#### **Low-Slope Reach Code: YES**

The simulations show energy savings and life cycle cost savings for all prototypes. Therefore, low-slope cool roofs should be pursued by jurisdictions in Climate Zone 12.

The Tier 2 Reach Code is the most cost effective, on average, and yields the most energy savings. Tier 2 is recommended to maximize energy savings.

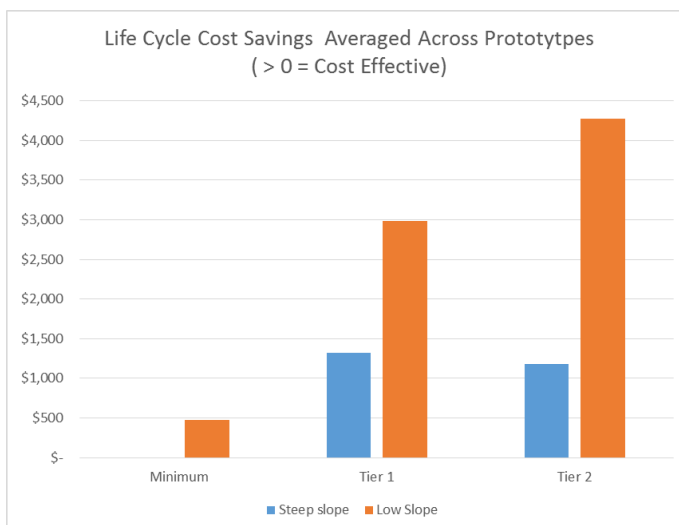
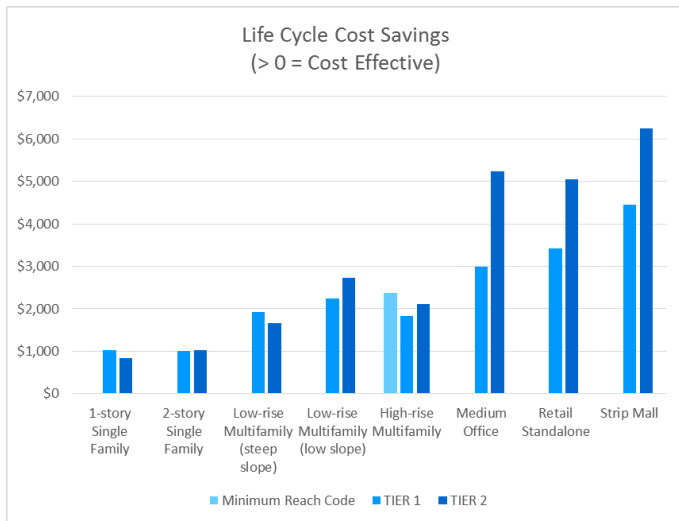
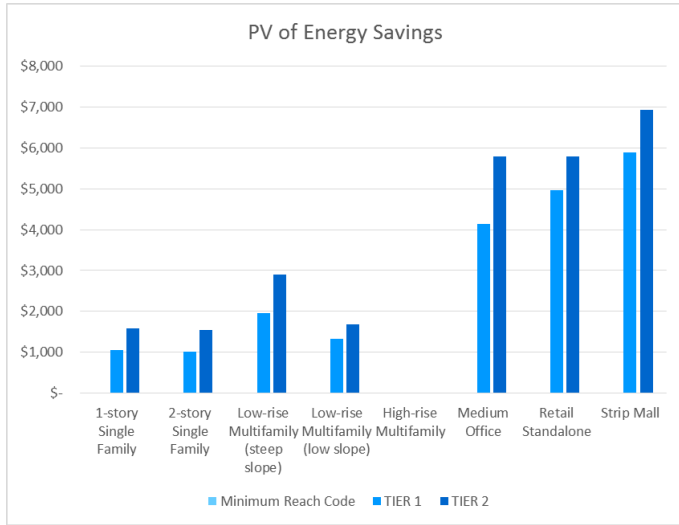


Cost-Effectiveness Study for Cool Roofs – Climate Zone 12 Results

Prepared for Pacific Gas & Electric Company by TRC Solutions

Prototype	Climate Zone 12 (Results/Bldg.)	Minimum Reach Code		TIER 1		TIER 2	
		≤ 2:12	> 2:12	≤ 2:12	> 2:12	≤ 2:12	> 2:12
1-story Single Family	Base Case Price		\$2,989		\$2,989		\$2,989
	Reach Code Price		\$2,989		\$2,804		\$3,793
	Incremental Price		\$0		(\$185)		\$804
	PV\$ Energy Savings		-		\$699		\$1,028
	B/C Ratio		-		No Costs		1.3
	LCC Savings		\$0		\$884		\$224
2-story Single Family	Base Case Price		\$2,064		\$2,064		\$2,064
	Reach Code Price		\$2,064		\$1,936		\$2,619
	Incremental Price		\$0		(\$128)		\$555
	PV\$ Energy Savings		-		\$710		\$1,060
	B/C Ratio		-		No Costs		1.9
	LCC Savings		\$0		\$838		\$505
Low-rise Multifamily	Base Case Price	\$2,812	\$4,953	\$2,812	\$4,953	\$2,812	\$4,953
	Reach Code Price	\$1,486	\$4,953	\$1,906	\$4,647	\$1,787	\$6,285
	Incremental Price	(\$1,326)	\$0	(\$906)	(\$306)	(\$1,025)	\$1,332
	PV\$ Energy Savings	\$7,959	-	\$9,055	\$1,571	\$9,368	\$2,354
	B/C Ratio	No Costs	-	No Costs	No Costs	No Costs	1.8
	LCC Savings	\$9,285	\$0	\$9,961	\$1,878	\$10,393	\$1,022
High-rise Multifamily	Base Case Price	\$5,677		\$5,677		\$5,677	
	Reach Code Price	\$3,001		\$3,848		\$3,607	
	Incremental Price	(\$2,676)		(\$1,829)		(\$2,070)	
	PV\$ Energy Savings	\$3,905		\$5,207		\$5,207	
	B/C Ratio	No Costs		No Costs		No Costs	
	LCC Savings	\$6,582		\$7,036		\$7,277	
Medium Office	Base Case Price	\$6,362		\$6,362		\$6,362	
	Reach Code Price	\$6,362		\$8,158		\$7,649	
	Incremental Price	\$0		\$1,796		\$1,287	
	PV\$ Energy Savings	-		\$2,478		\$3,303	
	B/C Ratio	-		1.4		2.6	
	LCC Savings	\$0		\$682		\$2,017	
Retail Standalone	Base Case Price	\$8,560		\$8,560		\$8,560	
	Reach Code Price	\$8,560		\$10,976		\$10,291	
	Incremental Price	\$0		\$2,417		\$1,731	
	PV\$ Energy Savings	-		\$3,303		\$4,955	
	B/C Ratio	-		1.4		2.9	
	LCC Savings	\$0		\$887		\$3,224	
Strip Mall	Base Case Price	\$7,945		\$7,945		\$7,945	
	Reach Code Price	\$7,945		\$10,188		\$9,552	
	Incremental Price	\$0		\$2,243		\$1,607	
	PV\$ Energy Savings	-		\$4,851		\$5,544	
	B/C Ratio	-		2.2		3.5	
	LCC Savings	\$0		\$2,608		\$3,937	

### 8.4.13 Climate Zone 13



### Recommendations

#### **Steep-Slope Reach Code: YES**

The simulations show energy savings and life cycle costs savings for all prototypes. Therefore, the steep-slope Reach Code should be pursued by jurisdictions in Climate Zone 13.

The Tier 1 and Tier 2 Reach Code show roughly equivalent cost effectiveness, on average, but Tier 2 yields the most energy savings. Tier 2 is recommended to maximize energy savings.

#### **Low-Slope Reach Code: YES, ALL EXCEPT HIGH-RISE MULTIFAMILY**

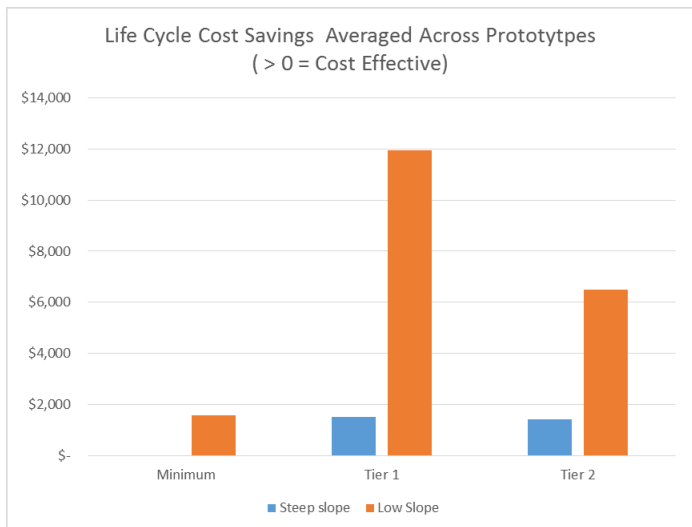
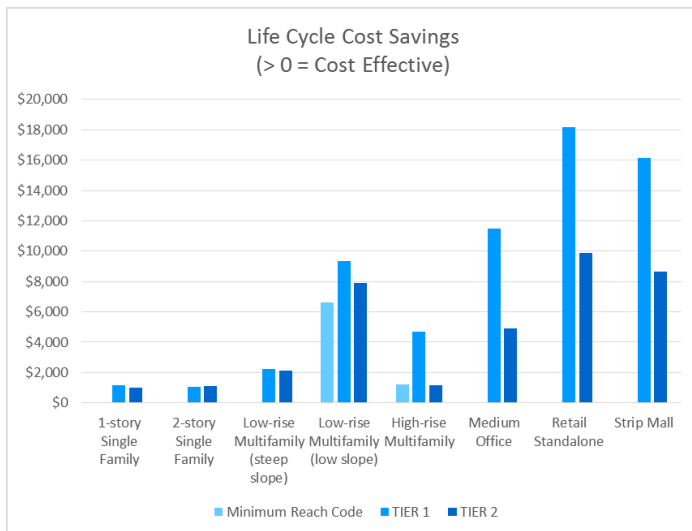
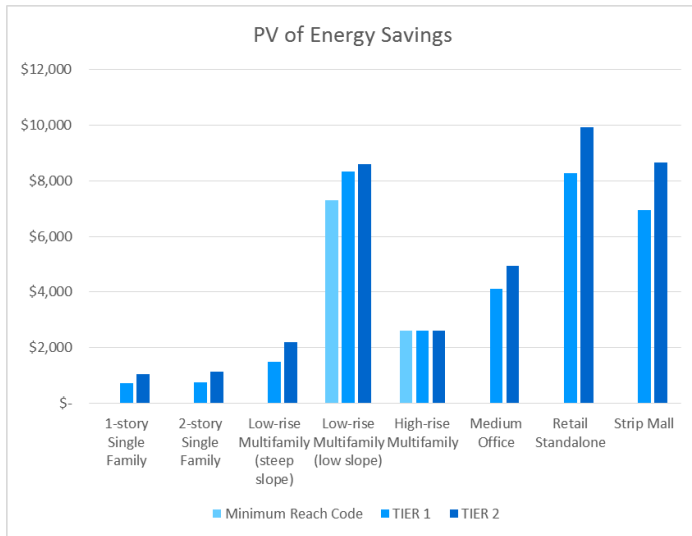
The simulations show energy savings and life cycle cost savings for all prototypes except the High-Rise Multifamily prototype. Therefore, low-slope cool roofs should be pursued for low-rise multifamily and nonresidential buildings by jurisdictions in Climate Zone 13.

For low-rise multifamily and nonresidential buildings, The Tier 2 Reach Code is the most cost effective, on average, and yields the most energy savings. Tier 2 is recommended to maximize energy savings.

Cost-Effectiveness Study for Cool Roofs – Climate Zone 13 Results  
Prepared for Pacific Gas & Electric Company by TRC Solutions

Prototype	Climate Zone 13 (Results/Bldg.)	Minimum Reach Code		TIER 1		TIER 2	
		≤ 2:12	> 2:12	≤ 2:12	> 2:12	≤ 2:12	> 2:12
1-story Single Family	Base Case Price		\$3,108		\$3,108		\$3,108
	Reach Code Price		\$3,108		\$3,129		\$3,849
	Incremental Price		\$0		\$21		\$742
	PV\$ Energy Savings		-		\$1,055		\$1,588
	B/C Ratio		-		50.6		2.1
	LCC Savings		\$0		\$1,035		\$846
2-story Single Family	Base Case Price		\$2,146		\$2,146		\$2,146
	Reach Code Price		\$2,146		\$2,160		\$2,658
	Incremental Price		\$0		\$14		\$512
	PV\$ Energy Savings		-		\$1,023		\$1,544
	B/C Ratio		-		71.0		3.0
	LCC Savings		\$0		\$1,009		\$1,032
Low-rise Multifamily	Base Case Price	\$2,812	\$5,150	\$2,812	\$5,150	\$2,812	\$5,150
	Reach Code Price	\$1,638	\$5,150	\$1,906	\$5,185	\$1,766	\$6,379
	Incremental Price	\$0	\$0	(\$906)	\$35	(\$1,046)	\$1,229
	PV\$ Energy Savings	-	-	\$1,337	\$1,951	\$1,686	\$2,896
	B/C Ratio	-	-	No Costs	56.4	No Costs	2.4
	LCC Savings	\$0	\$0	\$2,243	\$1,916	\$2,732	\$1,667
High-rise Multifamily	Base Case Price	\$5,677		\$5,677		\$5,677	
	Reach Code Price	\$3,307		\$3,848		\$3,565	
	Incremental Price	(\$2,370)		(\$1,829)		(\$2,112)	
	PV\$ Energy Savings	\$0		\$0		\$0	
	B/C Ratio	No Savings		No Savings		No Savings	
	LCC Savings	\$2,370		\$1,829		\$2,112	
Medium Office	Base Case Price	\$7,012		\$7,012		\$7,012	
	Reach Code Price	\$7,012		\$8,158		\$7,558	
	Incremental Price	\$0		\$1,146		\$546	
	PV\$ Energy Savings	-		\$4,129		\$5,781	
	B/C Ratio	-		3.6		10.6	
	LCC Savings	\$0		\$2,984		\$5,235	
Retail Standalone	Base Case Price	\$9,435		\$9,435		\$9,435	
	Reach Code Price	\$9,435		\$10,976		\$10,169	
	Incremental Price	\$0		\$1,541		\$735	
	PV\$ Energy Savings	-		\$4,955		\$5,781	
	B/C Ratio	-		3.2		7.9	
	LCC Savings	\$0		\$3,414		\$5,046	
Strip Mall	Base Case Price	\$8,757		\$8,757		\$8,757	
	Reach Code Price	\$8,757		\$10,188		\$9,439	
	Incremental Price	\$0		\$1,431		\$682	
	PV\$ Energy Savings	-		\$5,891		\$6,930	
	B/C Ratio	-		4.1		10.2	
	LCC Savings	\$0		\$4,460		\$6,248	

### 8.4.14 Climate Zone 14



### Recommendations

#### **Steep-Slope Reach Code: YES**

The simulations show energy savings and life cycle costs savings for all prototypes. Therefore, the steep-slope Reach Code should be pursued by jurisdictions in Climate Zone 14.

The Tier 1 and Tier 2 Reach Code show roughly equivalent cost effectiveness, on average, but Tier 2 yields the most energy savings. Tier 2 is recommended to maximize energy savings.

#### **Low-Slope Reach Code: YES**

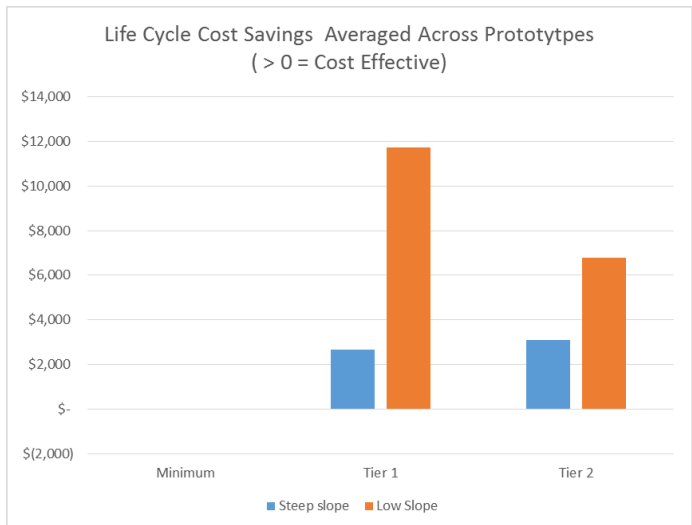
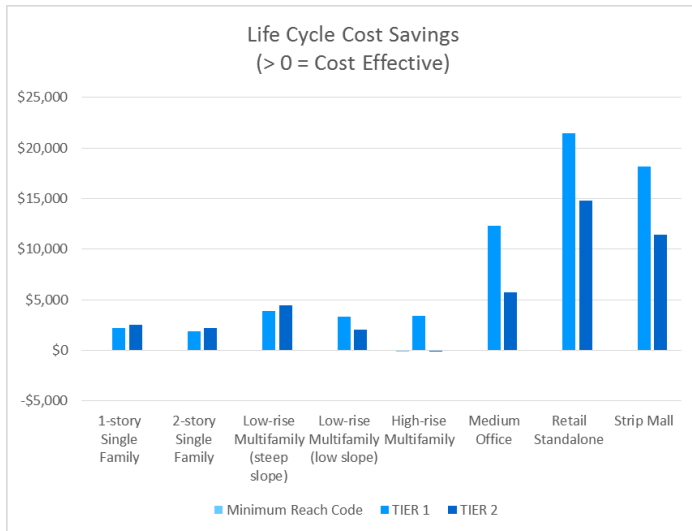
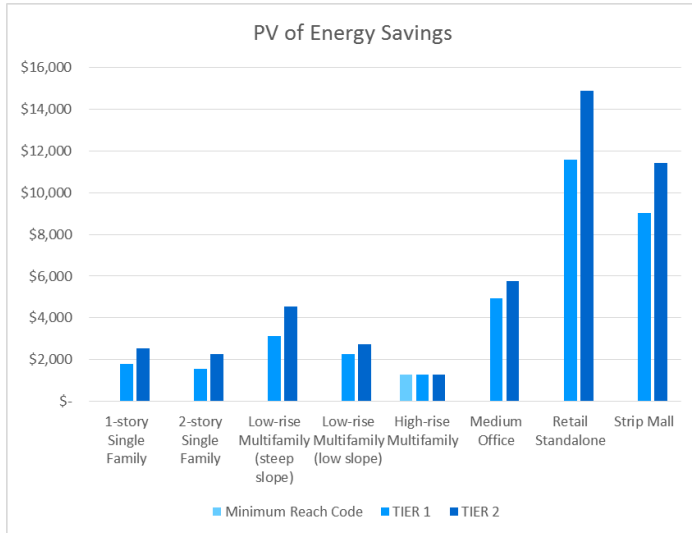
The simulations show energy savings and life cycle cost savings for all prototypes. Therefore, low-slope cool roofs should be pursued by jurisdictions in Climate Zone 14.

The Tier 1 Reach Code is the most cost effective, on average, while Tier 2 yields the most energy savings. Tier 2 is recommended to maximize energy savings.

Cost-Effectiveness Study for Cool Roofs – Climate Zone 14 Results  
Prepared for Pacific Gas & Electric Company by TRC Solutions

Prototype	Climate Zone 14 (Results/Bldg.)	Minimum Reach Code		TIER 1		TIER 2	
		≤ 2:12	> 2:12	≤ 2:12	> 2:12	≤ 2:12	> 2:12
1-story Single Family	Base Case Price		\$3,362		\$3,362		\$3,362
	Reach Code Price		\$3,362		\$2,905		\$3,396
	Incremental Price		\$0		(\$457)		\$33
	PV\$ Energy Savings		-		\$718		\$1,057
	B/C Ratio		-		No Costs		31.6
	LCC Savings		\$0		\$1,175		\$1,024
2-story Single Family	Base Case Price		\$2,321		\$2,321		\$2,321
	Reach Code Price		\$2,321		\$2,006		\$2,345
	Incremental Price		\$0		(\$316)		\$23
	PV\$ Energy Savings		-		\$752		\$1,130
	B/C Ratio		-		No Costs		48.9
	LCC Savings		\$0		\$1,068		\$1,107
Low-rise Multifamily	Base Case Price	\$3,362	\$5,571	\$3,362	\$5,571	\$3,362	\$5,571
	Reach Code Price	\$4,058	\$5,571	\$2,339	\$4,814	\$4,063	\$5,627
	Incremental Price	\$696	\$0	(\$1,023)	(\$757)	\$701	\$55
	PV\$ Energy Savings	\$7,309	-	\$8,332	\$1,487	\$8,597	\$2,191
	B/C Ratio	10.5	-	No Costs	No Costs	12.3	39.5
	LCC Savings	\$6,612	\$0	\$9,355	\$2,244	\$7,896	\$2,136
High-rise Multifamily	Base Case Price	\$6,787		\$6,787		\$6,787	
	Reach Code Price	\$8,193		\$4,721		\$8,202	
	Incremental Price	\$1,406		(\$2,066)		\$1,415	
	PV\$ Energy Savings	\$2,604		\$2,604		\$2,604	
	B/C Ratio	1.9		No Costs		1.8	
	LCC Savings	\$1,197		\$4,669		\$1,188	
Medium Office	Base Case Price	\$17,371		\$17,371		\$17,371	
	Reach Code Price	\$17,371		\$10,011		\$17,391	
	Incremental Price	\$0		(\$7,361)		\$19	
	PV\$ Energy Savings	-		\$4,129		\$4,955	
	B/C Ratio	-		No Costs		256.8	
	LCC Savings	\$0		\$11,490		\$4,936	
Retail Standalone	Base Case Price	\$23,372		\$23,372		\$23,372	
	Reach Code Price	\$23,372		\$13,469		\$23,398	
	Incremental Price	\$0		(\$9,904)		\$26	
	PV\$ Energy Savings	-		\$8,259		\$9,910	
	B/C Ratio	-		No Costs		381.8	
	LCC Savings	\$0		\$18,162		\$9,884	
Strip Mall	Base Case Price	\$21,694		\$21,694		\$21,694	
	Reach Code Price	\$21,694		\$12,501		\$21,718	
	Incremental Price	\$0		(\$9,193)		\$24	
	PV\$ Energy Savings	-		\$6,930		\$8,663	
	B/C Ratio	-		No Costs		359.5	
	LCC Savings	\$0		\$16,123		\$8,638	

### 8.4.15 Climate Zone 15



### Recommendations

#### Steep-Slope Reach Code: YES

The simulations show energy savings and life cycle cost savings for all prototypes. Therefore, the steep-slope Reach Code should be pursued by jurisdictions in Climate Zone 15.

The Tier 1 and Tier 2 Reach Code show roughly equivalent cost effectiveness, on average, but Tier 2 yields the most energy savings. Tier 2 is recommended to maximize the energy savings.

#### Low-Slope Reach Code: YES, FOR LOW-RISE MULTIFAMILY AND NONRESIDENTIAL BUILDINGS, AND TIER 1 FOR HIGH-RISE MULTIFAMILY BUILDINGS

The simulations show energy savings and life cycle cost savings for all Low-Rise Multifamily and nonresidential prototypes. The High-Rise Multifamily prototype shows energy savings from all Reach Code levels, but only shows life cycle cost savings from the Tier 1 Reach Code. Therefore, low-slope cool roofs should be pursued for low-rise multifamily nonresidential buildings by jurisdictions in Climate Zone 15, and Tier 1 cool roofs for high-rise multifamily buildings. (Please note that jurisdictions should consider Tier 2, because as cool roofs get more prevalent, their prices will drop in the long term and may become cost effective).

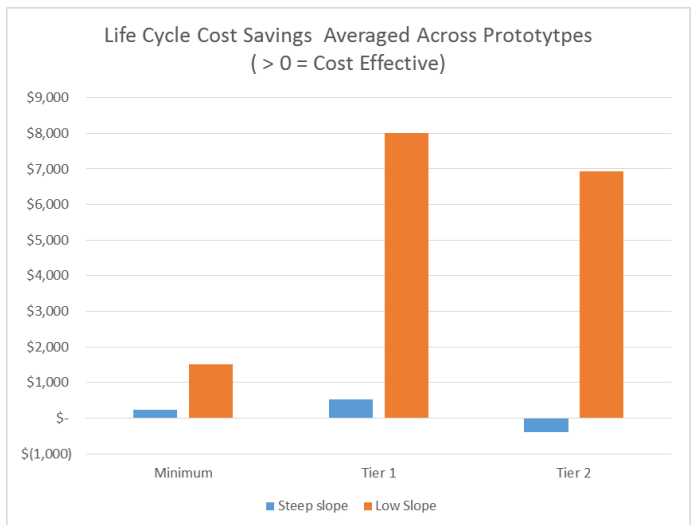
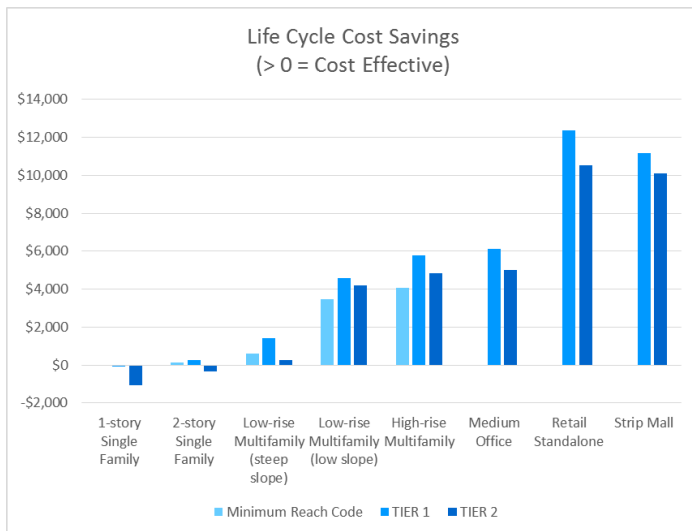
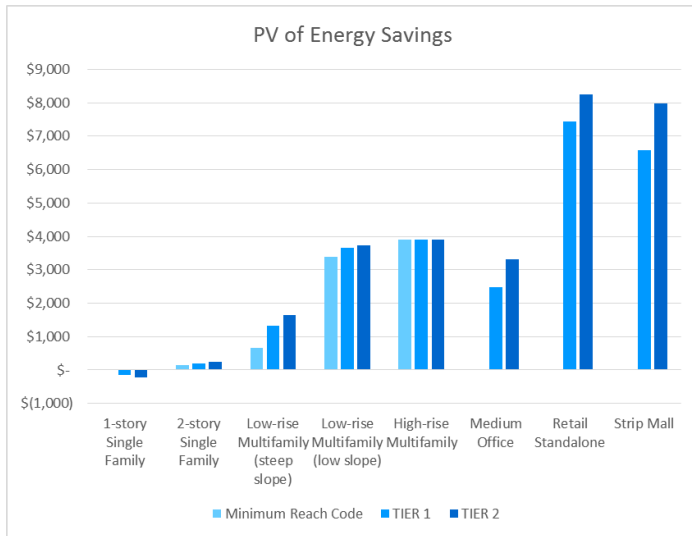
For low-rise multifamily and nonresidential buildings, the Tier 2 Reach Code is the most cost effective, on average, and yields the most energy savings.

Cost-Effectiveness Study for Cool Roofs – Climate Zone 15 Results  
Prepared for Pacific Gas & Electric Company by TRC Solutions

Prototype	Climate Zone 15 (Results/Bldg.)	Minimum Reach Code		TIER 1		TIER 2	
		≤ 2:12	> 2:12	≤ 2:12	> 2:12	≤ 2:12	> 2:12
1-story Single Family	Base Case Price		\$3,362		\$3,362		\$3,362
	Reach Code Price		\$3,362		\$2,905		\$3,396
	Incremental Price		\$0		(\$457)		\$33
	PV\$ Energy Savings		-		\$1,780		\$2,536
	B/C Ratio		-		No Costs		75.8
	LCC Savings		\$0		\$2,237		\$2,502
2-story Single Family	Base Case Price		\$2,321		\$2,321		\$2,321
	Reach Code Price		\$2,321		\$2,006		\$2,345
	Incremental Price		\$0		(\$316)		\$23
	PV\$ Energy Savings		-		\$1,569		\$2,263
	B/C Ratio		-		No Costs		97.9
	LCC Savings		\$0		\$1,885		\$2,240
Low-rise Multifamily	Base Case Price	\$3,362	\$5,571	\$3,362	\$5,571	\$3,362	\$5,571
	Reach Code Price	\$4,058	\$5,571	\$2,339	\$4,814	\$4,063	\$5,627
	Incremental Price	\$696	\$0	(\$1,023)	(\$757)	\$701	\$55
	PV\$ Energy Savings	-	-	\$2,276	\$3,113	\$2,745	\$4,539
	B/C Ratio	-	-	No Costs	No Costs	3.9	81.8
	LCC Savings	\$0	\$0	\$3,299	\$3,870	\$2,044	\$4,484
High-rise Multifamily	Base Case Price	\$6,787		\$6,787		\$6,787	
	Reach Code Price	\$8,193		\$4,721		\$8,202	
	Incremental Price	\$1,406		(\$2,066)		\$1,415	
	PV\$ Energy Savings	\$1,302		\$1,302		\$1,302	
	B/C Ratio	0.9		No Costs		0.9	
	LCC Savings	(\$104)		\$3,367		(\$113)	
Medium Office	Base Case Price	\$17,371		\$17,371		\$17,371	
	Reach Code Price	\$17,371		\$10,011		\$17,391	
	Incremental Price	\$0		(\$7,361)		\$19	
	PV\$ Energy Savings	-		\$4,955		\$5,781	
	B/C Ratio	-		No Costs		299.6	
	LCC Savings	\$0		\$12,316		\$5,762	
Retail Standalone	Base Case Price	\$23,372		\$23,372		\$23,372	
	Reach Code Price	\$23,372		\$13,469		\$23,398	
	Incremental Price	\$0		(\$9,904)		\$26	
	PV\$ Energy Savings	-		\$11,562		\$14,866	
	B/C Ratio	-		No Costs		572.6	
	LCC Savings	\$0		\$21,466		\$14,840	
Strip Mall	Base Case Price	\$21,694		\$21,694		\$21,694	
	Reach Code Price	\$21,694		\$12,501		\$21,718	
	Incremental Price	\$0		(\$9,193)		\$24	
	PV\$ Energy Savings	-		\$9,009		\$11,435	
	B/C Ratio	-		No Costs		474.5	
	LCC Savings	\$0		\$18,202		\$11,410	



### 8.4.16 Climate Zone 16



### Recommendations

#### **Steep-Slope Reach Code: YES, FOR LOW-RISE MULTIFAMILY BUILDINGS**

The simulations show low or negative energy savings, and some positive life cycle costs for the single family prototypes. However, the Low-Rise Multifamily prototype shows energy savings and life cycle cost savings for all levels of the Reach Code. Therefore, the steep-slope Reach Code should be pursued for low-rise multifamily buildings by jurisdictions in Climate Zone 16.

For low-rise multifamily buildings, the Tier 1 Reach Code is the most cost effective, on average, while Tier 2 yields the most energy savings. Tier 2 is recommended to maximize the energy savings.

#### **Low-Slope Reach Code: YES**

The simulations show energy savings and life cycle cost savings for all prototypes. Therefore, low-slope cool roofs should be pursued by jurisdictions in Climate Zone 16.

The Tier 1 Reach Code is the most cost effective, on average, while Tier 2 yields the most energy savings. Tier 2 is recommended to maximize the energy savings.

Cost-Effectiveness Study for Cool Roofs – Climate Zone 16 Results  
Prepared for Pacific Gas & Electric Company by TRC Solutions

Prototype	Climate Zone 16 (Results/Bldg.)	Minimum Reach Code		TIER 1		TIER 2	
		≤ 2:12	> 2:12	≤ 2:12	> 2:12	≤ 2:12	> 2:12
1-story Single Family	Base Case Price		\$2,961		\$2,961		\$2,961
	Reach Code Price		\$3,009		\$2,909		\$3,803
	Incremental Price		\$47		(\$52)		\$842
	PV\$ Energy Savings		\$25		(\$151)		(\$233)
	B/C Ratio		0.5		No Savings		No Savings
	LCC Savings		(\$22)		(\$98)		(\$1,074)
2-story Single Family	Base Case Price		\$2,045		\$2,045		\$2,045
	Reach Code Price		\$2,077		\$2,009		\$2,626
	Incremental Price		\$33		(\$36)		\$581
	PV\$ Energy Savings		\$156		\$206		\$245
	B/C Ratio		4.8		No Costs		0.4
	LCC Savings		\$124		\$242		(\$336)
Low-rise Multifamily	Base Case Price	\$2,977	\$4,907	\$2,977	\$4,907	\$2,977	\$4,907
	Reach Code Price	\$2,905	\$4,986	\$2,050	\$4,821	\$2,507	\$6,302
	Incremental Price	(\$72)	\$78	(\$927)	(\$87)	(\$469)	\$1,395
	PV\$ Energy Savings	\$3,383	\$662	\$3,648	\$1,337	\$3,733	\$1,650
	B/C Ratio	No Costs	8.5	No Costs	No Costs	No Costs	1.2
	LCC Savings	\$3,455	\$584	\$4,575	\$1,423	\$4,202	\$255
High-rise Multifamily	Base Case Price	\$6,009		\$6,009		\$6,009	
	Reach Code Price	\$5,864		\$4,139		\$5,062	
	Incremental Price	(\$145)		(\$1,871)		(\$948)	
	PV\$ Energy Savings	\$3,905		\$3,905		\$3,905	
	B/C Ratio	No Costs		No Costs		No Costs	
	LCC Savings	\$4,050		\$5,776		\$4,853	
Medium Office	Base Case Price	\$12,434		\$12,434		\$12,434	
	Reach Code Price	\$12,434		\$8,776		\$10,732	
	Incremental Price	\$0		(\$3,658)		(\$1,702)	
	PV\$ Energy Savings	-		\$2,478		\$3,303	
	B/C Ratio	-		No Costs		No Costs	
	LCC Savings	\$0		\$6,136		\$5,005	
Retail Standalone	Base Case Price	\$16,729		\$16,729		\$16,729	
	Reach Code Price	\$16,729		\$11,807		\$14,439	
	Incremental Price	\$0		(\$4,922)		(\$2,290)	
	PV\$ Energy Savings	-		\$7,433		\$8,259	
	B/C Ratio	-		No Costs		No Costs	
	LCC Savings	\$0		\$12,355		\$10,548	
Strip Mall	Base Case Price	\$15,528		\$15,528		\$15,528	
	Reach Code Price	\$15,528		\$10,959		\$13,402	
	Incremental Price	\$0		(\$4,569)		(\$2,125)	
	PV\$ Energy Savings	-		\$6,584		\$7,970	
	B/C Ratio	-		No Costs		No Costs	
	LCC Savings	\$0		\$11,152		\$10,095	