

**DOCKETED**

<b>Docket Number:</b>	07-AFC-06C
<b>Project Title:</b>	Carlsbad Energy Center - Compliance
<b>TN #:</b>	242941
<b>Document Title:</b>	MONTHLY COMPLIANCE REPORT- MARCH 2022
<b>Description:</b>	N/A
<b>Filer:</b>	Anwar Ali
<b>Organization:</b>	Carlsbad Energy Center LLC
<b>Submitter Role:</b>	Commission Staff
<b>Submission Date:</b>	5/5/2022 7:29:04 PM
<b>Docketed Date:</b>	5/6/2022



**Cabrillo Power I, LLC**  
4600 Carlsbad Boulevard  
Carlsbad, CA 92008  
Phone: 760-930-1505  
Fax: 760-268-4000

April 10, 2022

Mr. Anwar Ali, PhD  
Compliance Project Manager  
Amended Carlsbad Energy Center Project (07-AFC-06C)  
California Energy Commission  
1516 Ninth Street (MS-2000)  
Sacramento, CA 95814

**RE: AMENDED CARLSBAD ENERGY CENTER PROJECT, DOCKET NO. 07-AFC-06C, DEMOLITION OF ENCINA POWER STATION  
CONDITION OF CERTIFICATION, COM-6  
MARCH 2022, MONTHLY COMPLIANCE REPORT**

Dear Dr. Ali:

Cabrillo Power I, LLC ("Project Owner") submits the March 2022 Monthly Compliance Report (MCR) in compliance with the AFC Docket No. 07-AFC-06C, Conditions of Certification (COCs) COM-6 for the Amended Carlsbad Energy Center Project (ACECP) located at 4600 Carlsbad Boulevard, Carlsbad, California.

During the month of March 2022, demolition activities included the following: demolition of Unit 1 boiler and structure, demolition of Unit 4 breaching, crushing concrete for backfill, and backfill to grade for demolished structures. The remaining structures include Unit 2, Unit 3, and Unit 4 boilers and their supporting superstructures.

Completion of demolition activities is anticipated in the Summer of 2022 per the revised project schedule.

If you have any questions or comments, please do not hesitate to contact me at (760) 707-6833.

Sincerely,

A handwritten signature in black ink, appearing to read "George L. Piantka".

George L. Piantka, PE  
Sr. Director, Regulatory Environmental Services  
NRG Energy, Inc.

Attached: Amended Carlsbad Energy Center Project (07-AFC-06C), California Energy Commission, Monthly Compliance Report, March 2022

cc: File



**Amended Carlsbad  
Energy Center Project  
Encina Power Station  
Demolition  
(07-AFC-06C)  
California Energy Commission  
Monthly Compliance Report  
COM-6**

**March 2021**

***Submitted by: Cabrillo Power I LLC  
Date Submitted: 04-08-2022***

# Table of Contents

I.	Summary .....	1
	a. Demolition Status.....	1
	b. Revised/Updated Schedule.....	1
	c. Explanation of Significant Permitting Activities and Changes to Schedule (as applicable) .....	1
II.	List of documents submitted to meet specific conditions .....	2
III.	Updated Compliance Matrices .....	3
IV.	List of conditions satisfied during reporting period including reference to actions which satisfied certification .....	3
V.	List of submittal deadlines missed during reporting period including explanation and estimate of when information will be provided.....	3
VI.	Cumulative list of approved changes to conditions of certification .....	3
VII.	List of any filings with, or permits issued by, other governmental agencies during the month.....	4
VIII.	Project compliance activities over next two months including changes to schedule.....	4
	k. COM-11: Complaints requiring notifications and reporting will be submitted to CPM .....	4
IX.	Additions to on-site compliance file .....	4
X.	List of complaints, notices of violation, official warnings, citations received during month, description of resolutions of any resolved complaints and status of any unresolved complaints .....	5



# List of Attachments

- Attachment A: COMPLIANCE-5 and COMPLIANCE-6: Key Events Schedule and Compliance Matrix – March 2021
- Attachment B: COMPLIANCE-6: Project Schedule, March 2021
- Attachment C: AQ-SC3: Air Quality Construction Compliance Summary, March 2021
- Attachment D: BIO-6: Phase II Biological Resources Monthly Compliance Report
- Attachment E: CUL-5 and PAL-5: Certification of Completion, Worker Environmental Awareness Program
- Attachment F: CUL-6/PAL-6: Paleontological Resource Monitoring
- Attachment G: NOISE-2/COM-11: Noise Hotline Calls and Complaints, March 2021
- Attachment H: TRANS-5: Roadway Inspection
- Attachment I: TRANS-6: Summary Transportation Permits
- Attachment J: TRANS-8: Encroachment Permits Statement
- Attachment K: SOIL&WATER-2: Construction Water Usage Summary  
SOIL&WATER-9: Wastewater Summary
- Attachment L: GEN-2 and TSE-1: Master Drawing List Update
- Attachment M: GEN-3: Proof of DCBO Payment
- Attachment N: CIVIL-1, GEN-6, MECH-1: DCBO Plan Approvals and Mechanical Inspections
- Attachment O: WORKER SAFETY-3: Construction Safety Supervisor Monthly Report
- Attachment P: WORKER SAFETY-4: CBO Safety Monitor Inspection Monthly Report
- Attachment Q: CIVIL-3 and STRUC-2: Non-Conformance Report Log

## **I. Summary**

This Monthly Compliance Report (MCR) focuses on Phase IV of the Amended Carlsbad Energy Center Project (i.e., demolition of Encina Power Station) as Phases I-III - pre-construction and construction/operations phases of ACECP and decommissioning of Encina Power Station - have been completed. MCRs documenting those phases of work can be found in Compliance Proceedings for the Carlsbad Energy Center Project (docket number 07-AFC-06C).

### **a. Demolition Status**

Phase III (decommissioning) activities began December 11, 2018 with the retirement of the Encina Power Station; decommissioning was completed by Cabrillo Power I LLC (owner of Encina Power Station) in December 2019. The Project Owner completed all compliance activities and COC submittals necessary to achieve Phase IV, Start of Demolition, in December 2019. Demolition preparation was conducted December 2019 through January 2020; abatement and demolition began on January 29, 2020. Demolition activities were temporarily suspended on March 20, 2020 due to the COVID-19 pandemic but resumed July 6, 2020.

Full-scale demolition activities during March 2022 included the following: demolition of Unit 1 boiler and structure, demolition of Unit 4 breaching, crushing concrete for backfill, and backfill to grade for demolished structures. The remaining structures include Unit 2, Unit 3, and Unit 4 boilers and their supporting superstructures.

### **b. Revised/Updated Schedule**

Per COC COM-5, the Compliance Matrix and COC deliverables are provided in **Attachment A**. **Attachment B** provides a schedule of project milestones for demolition, remediation, and construction.

### **c. Explanation of Significant Permitting Activities and Changes to Schedule (as applicable)**

Neither significant permitting activities pertaining to Phase IV nor changes to schedule have occurred since the CEC's approval of ACECP in 2015. The City of Carlsbad approved a 9-month extension to Phase IV via a City Resolution in December 2019. While we anticipate completing Phase IV during the Summer of 2022, the extension allows completion by third quarter of 2022.

The updated project schedule is provided in **Attachment B**.

## **II. List of documents submitted to meet specific conditions**

- a. AQ-SC2: Air Quality Demolition Mitigation Plan
- b. AQ-SC3: Construction Fugitive Dust Control - Air Quality Compliance Monthly Report.
- c. AQ-SC4: Dust Plume Response Requirement - Air Quality Compliance Monthly Report.
- d. AQ-SC5: Diesel-Fueled Engine Control – Air Quality Compliance Monthly Report.
- e. GEN-1: CBO Notice
- f. NOISE-1: Community Mailer and Noise Complaint Hotline Number
- g. NOISE-3: Noise Control Program
- h. SOIL&WATER-2: Non-Potable Construction Water Use Plan
  - i. SOIL&WATER-2&6: Construction water usage summary.
- i. SOIL&WATER-4&9: SDRWQCB email dated 11/22/2019
- j. SOIL&WATER-9: Wastewater disposal summary and Water Board Correspondence
- k. TRANS-1: Demolition Traffic Control Plan
- l. TRANS-7: Demolition Parking and Staging Plan
- m. WASTE-5: Demolition Waste Management Plan
- n. WORKER SAFETY-1: Demolition Safety and Health Program
- o. WORKER SAFETY-3: Construction Safety Supervisor monthly report
- p. WORKER SAFETY-4: CBO Safety Monitor monthly report
- q. WASTE-6: Asbestos Notification Form to San Diego Air Pollution Control District - Email dated 6/29/2020 (5<sup>th</sup> Revision Notice)

## Updated Compliance Matrices

The Compliance Matrix updated to reflect the ACECP is included in **Attachment A**.

### **III. List of conditions satisfied during reporting period including reference to actions which satisfied certification**

Air Quality: AQ-SC3, AQ-SC4, and AQ-SC5 - Air Quality Construction Compliance inspections and report. See **Attachment C**.

Biological Resources: BIO-5, BIO-6, BIO-7, and BIO-8 – Biological Resources Compliance inspections and report. See **Attachment D**.

NOISE-2/COM-11: Noise hotline log and complaint resolution process. See **Attachment G**.

WORKER SAFETY-3: Construction Safety Supervisor Monthly Report. See **Attachment O**.

WORKER SAFETY-4: CBO Safety Monitor Inspection Monthly Report. See **Attachment P**.

COM-13: Incident Reporting Requirements. See **Attachment R**.

### **IV. List of submittal deadlines missed during reporting period including explanation and estimate of when information will be provided**

None

### **V. Cumulative list of approved changes to conditions of certification**

The California Energy Commission approved changes to the COCs on August 3, 2015. An updated compliance matrix with amended COCs for demolition is provided in **Attachment A**.

## **VI. List of any filings with, or permits issued by, other governmental agencies during the month**

None

## **VII. Project compliance activities over next two months including changes to schedule**

The Project Owner will make the following compliance filings, as needed, over the next two months:

- a. AQ-SC1: Air Quality Construction Mitigation Manager (AQCMM) will implement the monitoring and reporting requirements of AQ-SC2, AQ-SC3, AQ-SC4, and AQ-SC5.
- b. BIO-5: Worker Environmental Awareness Plan training (*if required*)
- c. BIO-6: Monitoring and reporting as required per the BRMIMP.
- d. COM-6: Submit Monthly Compliance Reports.
- e. SOIL&WATER-2: Water usage summary.
- f. TRANS-5: Inspection reports on roadway conditions. (*if required*)
- g. TRANS-6: Provide summary of overweight or oversized vehicle permits as needed. (*if required*)
- h. TRANS-8: Provide a summary of encroachment permits obtained or utilized during the reporting month. (*if required*)
- i. WASTE-1: Submit correspondence with San Diego County Department of Environmental Health as needed.
- j. WORKER SAFETY-5: As needed worker training on Automated External Defibrillator (AED) locations.
- k. COM-11: Complaints requiring notifications and reporting will be submitted to CPM
- l. COM-13: Incidents requiring notifications and reporting will be submitted to CPM

## **VIII. Additions to on-site compliance file**

Files are maintained onsite on a regular basis as COCs are implemented.

**IX. List of complaints, notices of violation, official warnings, citations received during month, description of resolutions of any resolved complaints and status of any unresolved complaints**

No violations, official warnings, or citations related to the demolition of the Encina Power Station were received in March 2021. A summary table of calls and complaints logged and responded to are included, as applicable, in **Attachment G**.

**ATTACHMENT A**

**COMPLIANCE-5 AND COMPLIANCE-6  
KEY EVENTS AND COMPLIANCE MATRIX  
MARCH 2022**

CEC CONDITIONS OF CERTIFICATION

TECHINAL NAME	COC Number	Subtask	Condition Type	Deliverable Req.	Description	Comments	Date Submitted	Dated Approved by CEC
AQ-SC	1		Air Quality Manager	Y	Air Quality Construction/Demolition Mitigation Manager (AQCMM): The project owner shall designate and retain an on-site AQCMM who shall be responsible for directing and documenting compliance with conditions AQ-SC3, AQ-SC4, and AQ-SC5 for the entire project site and linear facility construction/demolition. The on-site AQCMM may delegate responsibilities to one or more AQCMM Delegates. The AQCMM and AQCMM Delegates shall have full access to all areas of construction on the project site and linear facilities and shall have the authority to stop any or all construction/demolition activities as warranted by applicable construction/demolition mitigation conditions. The AQCMM and AQCMM Delegates may have other responsibilities in addition to those described in this condition. The AQCMM shall not be terminated without written consent of the Compliance Project Manager (CPM).		8/26/2019	9/20/2019
AQ-SC	2		Air Quality Plan	Y	Air Quality Construction/Demolition Mitigation Plan (AQCMP): The project owner shall provide an AQCMP, for approval, which details the steps that will be taken and the reporting requirements necessary to ensure compliance with conditions AQ-SC3, AQ-SC4, and AQ-SC5.	Submitted to CEC on 10/16/19. Resubmitted with updates per CEC request 12/28/19. Docketed by CEC on 1/2/2020	10/16/2019, resubmitted 12/28/19	1/2/2020
AQ-SC	3	a	Air Quality Plan	Y	Construction Fugitive Dust Control: The AQCMM shall submit documentation to the CPM in each Monthly Compliance Report (MCR) that demonstrates compliance with the following mitigation measures for the purposes of preventing all fugitive dust plumes from leaving the project site and linear facility routes. Any deviation from the following mitigation measures shall require prior CPM notification and approval. A. All unpaved roads and disturbed areas in the project and laydown construction/demolition sites shall be watered as frequently as necessary to comply with the dust mitigation objectives of AQ-SC4. The frequency of watering may be reduced or eliminated during periods of precipitation. B. No vehicle shall exceed 10 miles per hour on unpaved areas within the project and laydown construction/demolition sites. C. The construction/demolition site entrances shall be posted with visible speed limit signs. D. All construction/demolition equipment vehicle tires shall be inspected and washed as necessary to be cleaned and free of dirt prior to entering paved roadways. E. Gravel ramps of at least 20 feet in length must be provided at the tire washing/cleaning station. F. All unpaved exits from the construction/demolition site shall be graveled or treated to prevent track-out to public roadways. G. All construction/demolition vehicles shall enter the construction/demolition site through the treated entrance roadways, unless an alternative route has been submitted to and approved by the CPM. H. Construction/demolition areas adjacent to any paved roadway shall be provided with sandbags or other measures as specified in the Storm Water Pollution Prevention Plan (SWPPP) to prevent runoff to roadways. I. All paved roads within the construction/demolition site shall be swept at least twice daily (or less during periods of precipitation) on days when construction/demolition activity occurs to prevent the accumulation of dirt and debris. J. At least the first 500 feet of any public roadway exiting the construction/demolition site shall be swept visually clean, using wet sweepers or air filtered dry vacuum sweepers, at least twice daily (or less during periods of precipitation) on days when construction/demolition activity occurs or on any other day when dirt or runoff from the construction/demolition site is visible on the public roadways.	included with AQ-SC2		
AQ-SC	3	b	Air Quality Plan		K. All soil storage piles and disturbed areas that remain inactive for longer than 10 days shall be covered or shall be treated with appropriate dust suppressant compounds. L. All vehicles that are used to transport solid bulk material on public roadways and that have the potential to cause visible emissions shall be provided with a cover or the materials shall be sufficiently wetted and loaded onto the trucks in a manner to provide at least two feet of freeboard. M. Wind erosion control techniques (such as windbreaks, water, chemical dust suppressants, and/or vegetation) shall be used on all construction/demolition areas that may be disturbed. Any windbreaks installed to comply with this condition shall remain in place until the soil is stabilized or permanently covered with vegetation. N. Disturbed areas will be re-vegetated as soon as practical. O. Haul trucks used during the Encina Power Station demolition shall be limited to traveling on paved or graveled surfaces at all times within the boundary of the Encina Power Station property. The fugitive dust requirements listed in this condition may be replaced with as stringent or more stringent methods as required by SDAPCD Rule 55.	included with AQ-SC2		
AQ-SC	4	a	Air Quality Plan	N	Dust Plume Response Requirement: The AQCMM or Delegate shall monitor all construction/demolition activities for visible dust plumes. Observations of visible dust plumes that have the potential to be transported: (1) off the project site, -(2) 200 feet beyond the centerline of the construction of linear facilities, (3) within 100 feet upwind of any regularly occupied structures not owned by the project owner, or (4) within 50 feet upwind of the I-5 freeway indicate that existing mitigation measures are not resulting in effective mitigation. The AQCMM or Delegate shall implement the following procedures for additional mitigation measures in the event that such visible dust plumes, other than those occurring upwind of the I-5 Freeway, are observed: Step 1: The AQCMM or Delegate shall direct more intensive application of the existing mitigation methods within 15 minutes of making such a determination. Step 2: The AQCMM or Delegate shall direct implementation of additional methods of dust suppression if Step 1 specified above fails to result in adequate mitigation within 30 minutes of the original determination. Step 3: The AQCMM or Delegate shall direct a temporary shutdown of the activity causing the emissions if Step 2 specified above fails to result in effective mitigation within one hour of the original determination. The activity shall not restart until the AQCMM or Delegate is satisfied that appropriate additional mitigation or other site conditions have changed so that visual dust plumes will not result upon restarting the shut-down source. The owner/operator may appeal to the CPM any directive from the AQCMM or Delegate to shut down an activity, provided that the shutdown shall go into effect within one hour of the original determination, unless overruled by the CPM before that time.	included with AQ-SC2		



CEC CONDITIONS OF CERTIFICATION

AQ-SC	4	b	Air Quality Plan		The AQCMM or Delegate shall implement the following procedures for additional mitigation measures in the event that such visible dust plumes occurring within 50 feet upwind of the I-5 Freeway are observed: Step 1: The AQCMM or Delegate shall immediately cease the activities causing the visible dust plumes if any obscuration of visibility is occurring to drivers on the I-5 freeway. The AQCMM or Delegate shall direct more intensive application of the existing mitigation methods immediately if the visible plumes are seen within 50 feet of the I-5 freeway but are not causing obscuration of visibility to drivers. Step 2: The AQCMM or Delegate shall direct implementation of additional methods of dust suppression and monitor the start-up and/or continuation of the dust causing activities to ensure that the additional mitigation is effective. Step 3: The AQCMM or Delegate shall direct a temporary shutdown of the activity causing the emissions if Step 2 specified above fails to result in effective mitigation. The activity shall not restart until the AQCMM or Delegate is satisfied that appropriate additional mitigation or other site conditions have changed so that visual dust plumes that could impact visibility on the I-5 Freeway will not occur upon restarting the shut-down fugitive dust source.			
AQ-SC	5	a	Air Quality Plan	Y	Diesel-Fueled Engine Control: The AQCMM shall submit to the CPM, in the Monthly Compliance Report, a construction/demolition mitigation report that demonstrates compliance with the AQCMP mitigation measures for purposes of controlling diesel construction/demolition-related emissions. The following off-road diesel construction/demolition equipment mitigation measures shall be included in the Air Quality Construction Mitigation Plan (AQCMP) required by AQ-SC2, and any deviation from the AQCMP mitigation measures shall require prior CPM notification and approval. a) All diesel-fueled engines used in the construction/demolition of the facility shall have clearly visible tags issued by the on-site AQCMM showing that the engine meets the conditions set forth herein. b) All construction/demolition diesel engines with a rating of 50 hp or higher shall meet, at a minimum, the Tier 4 or 4i California Emission Standards for Off-Road Compression-Ignition Engines, as specified in California Code of Regulations, Title 13, section 2423(b)(1), unless a good faith effort to the satisfaction of the CPM that is certified by the on-site AQCMM demonstrates that such engine is not available for a particular item of equipment. In the event that a Tier 4 or 4i engine is not available for any off-road equipment larger than 50 hp, that equipment shall be equipped with a Tier 3 engine, or an engine that is equipped with retrofit controls to reduce exhaust emissions of nitrogen oxides (NOx) and diesel particulate matter (DPM) to no more than Tier 3 levels unless certified by engine manufacturers or the on-site AQCMM that the use of such devices is not practical for specific engine types. For purposes of this condition, the use of such devices is "not practical" for the following, as well as other, reasons. 1. There is no available retrofit control device that has been verified by either the California Air Resources Board or U.S. Environmental Protection Agency to control the engine in question to Tier 3 equivalent emission levels and the highest level of available control using retrofit or Tier 2 engines is being used for the engine in question; or 2. The construction/demolition equipment is intended to be on site for ten working days or less. 3. The CPM may grant relief from this requirement if the AQCMM can demonstrate a good faith effort to comply with this requirement and that compliance is not practical.	included with AQ-SC2		
AQ-SC	5	b	Air Quality Plan		c) The use of a retrofit control device may be terminated immediately, provided that the CPM is informed within ten working days of the termination and that a replacement for the equipment item in question meeting the controls required in item "b" occurs within ten days of termination of the use, if the equipment would be needed to continue working at this site for more than 15 days after the use of the retrofit control device is terminated, if one of the following conditions exists: 1. The use of the retrofit control device is excessively reducing the normal availability of the construction/demolition equipment due to increased down time for maintenance, and/or reduced power output due to an excessive increase in back pressure. 2. The retrofit control device is causing or is reasonably expected to cause engine damage. 3. The retrofit control device is causing or is reasonably expected to cause a substantial risk to workers or the public. 4. Any other seriously detrimental cause which has the approval of the CPM prior to implementation of the termination. d) All heavy earth-moving equipment and heavy duty construction/demolition-related trucks with engines meeting the requirements of (b) above shall be properly maintained and the engines tuned to the engine manufacturer's specifications. e) All diesel heavy construction/demolition equipment shall not idle for more than five minutes. Vehicles that need to idle as part of their normal operation (such as concrete trucks) are exempted from this requirement. f) Construction/demolition equipment will employ electric motors when feasible.			
<u>AQ-SC</u>	12		MCR	Y	The project owner shall not allow the overlap of specific construction and demolition phase activities. The following activities shall not be conducted concurrently with any of the other listed activities: 1. ASTs 5, 6, and 7 demolition (licensed CECP activity) 2. ASTs 1, 2, and 4 demolition and berm removal (PTR described activities). 3. Amended CECP construction (PTA described activities). 4. EPS demolition (PTA and Encina Power Station Demolition Plan described activities). In addition, the gas turbines initial commissioning activity and the EPS demolition activity shall not be performed concurrently.	N/A		
<u>AQ-SC</u>	13		MCR	Y	The project owner shall not implode or fell any concrete or mortar structure, such as the main exhaust stack or the power plant building, during the demolition of the Encina Power Station.			

CEC CONDITIONS OF CERTIFICATION

GEN	1	c	CBO	N	<p>The project owner shall design, construct, and inspect the project in accordance with the 2013 California Building Standards Code (CBSC), also known as Title 24, California Code of Regulations, which encompasses the California Building Code (CBC), California Administrative Code, California Electrical Code, California Mechanical Code, California Plumbing Code, California Energy Code, California Fire Code, California Code for Building Conservation, California Reference Standards Code, and all other applicable engineering laws, ordinances, regulations and standards (LORS) in effect at the time initial design plans are submitted to the chief building official (CBO) for review and approval (the CBSC in effect is the edition that has been adopted by the California Building Standards Commission and published at least 180 days previously). The project owner shall ensure that all the provisions of the above applicable codes are enforced during the construction, addition, alteration, moving, demolition, repair, or maintenance of the completed facility, including the demolition of above-ground fuel oil storage tanks 1, 2, and 4 (ASTs 1, 2, and 4), and the demolition of the Encina Power Station (EPS) (2013 CBC, Appendix Chapter 1, §1.1.3, Scope). All transmission facilities (lines, switchyards, switching stations and substations) are covered in the conditions of certification in the Transmission System Engineering section of this document.</p> <p>In the event that the initial engineering designs are submitted to the CBO when the successor to the 2013 CBSC is in effect, the 2013 CBSC provisions shall be replaced with the applicable successor provisions. Where, in any specific case, different sections of the code specify different materials, methods of construction or other requirements, the most restrictive shall govern. Where there is a conflict between a general requirement and a specific requirement, the specific requirement shall govern.</p> <p>The project owner shall ensure that all contracts with contractors, subcontractors, and suppliers clearly specify that all work performed and materials supplied comply with the codes listed above.</p>	Comments Received from CBO on Execution Plan on 12/4/19 Comments returned to CBO on 1-9-20. CBO approved on 1/22/2020	01/09/2020	1/22/2020
HAZ	7		Security Plan	Y	<p>Prior to commencing tank demolition, a site-specific Demolition and Construction Site Security Plan for the tank demolition and construction phases shall be prepared and made available to the CPM for review and approval. The Construction Security Plan shall include the following:</p> <ol style="list-style-type: none"><li>1. perimeter security consisting of fencing enclosing the demolition and construction areas;</li><li>2. security guards;</li><li>3. site access control consisting of a check-in procedure or tag system for demolition and construction personnel and visitors;</li><li>4. written standard procedures for employees, contractors, and vendors when encountering suspicious objects or packages on-site or off-site;</li><li>5. protocol for contacting law enforcement and the CPM in the event of suspicious activity or emergency; and</li><li>6. evacuation procedures.</li></ol>	Submitted to CEC	11/6/2019	11/19/2019
NOISE	1		Notice	Y	<p>At least 15 days prior to the start of any demolition activities associated with the amended CECP, the project owner shall notify the city of Carlsbad and all residents within one-half mile of the site, by mail or other effective means, of the commencement of project demolition and construction. At the same time, the project owner shall establish a telephone number for use by the public to report any undesirable noise conditions associated with the demolition, construction, and operation of the amended CECP and include that telephone number in the above notice. If the telephone is not staffed 24 hours per day, the project owner shall include an automatic answering feature, with date and time stamp recording, to answer calls when the phone is unattended. This telephone number shall be posted at the project site during construction in a manner visible to passersby. This telephone number shall be maintained until the project has been operational for at least one year, and all subsequent demolition activities at the Encina Power Station have been completed.</p>	Noise Notification has been completed and mailers sent out to public/residents within one mile on 9/23. Notice sent to CEC on 9/25/19	9/25/2019	12/18/2019
NOISE COMPLIANCE	1 11		Hot Line Response	Y	<p>Throughout the demolition of above-ground fuel oil storage tanks 1, 2, 4, 5, 6, and 7 (ASTs 1, 2, 4, 5, 6, and 7), construction and operation of the amended CECP, and demolition of the Encina Power Station the project owner shall document, investigate, evaluate, and attempt to resolve all project-related noise complaints. The project owner or authorized agent shall:</p> <ul style="list-style-type: none"><li>• Use the Noise Complaint Resolution Form (below), or a functionally equivalent procedure acceptable to the CPM, to document and respond to each noise complaint;</li><li>• Attempt to contact the person(s) making the noise complaint within 24 hours (within 12 hours if the complaint is related to nighttime concrete pour);</li><li>• Conduct an investigation to determine the source of noise related to the complaint;</li><li>• Take all feasible measures to reduce the noise at its source if the noise is project related; and</li><li>• Submit a report documenting the complaint and the actions taken. The report shall include: a complaint summary, including final results of noise reduction efforts and, if obtainable, a signed statement by the complainant stating that the noise problem is resolved to the complainant's satisfaction.</li></ul>	Hot Line Established	8/13/2019	10/2/2019
NOISE	3		Letter	Y	<p>The project owner shall submit to the CPM for review and approval a noise control program and a statement, signed by the project owner's project manager, verifying that the noise control program will be implemented throughout the demolition of ASTs 5, 6, and 7, and construction and demolition activities associated with of the amended CECP. The noise control program shall be used to reduce employee exposure to high noise levels during demolition and construction in accordance with Title 8, California Code of Regulations, sections 5095-5099, and Title 29, Code of Federal Regulations, section 1910.95</p>	Prepared, submitted to CEC, and approved on 10/2/19	8/26/2019	10/3/2019

**CEC CONDITIONS OF CERTIFICATION**

NOISE	6		Letter	Y	<p>Noisy construction work relating to any project features shall be restricted to the times of day delineated below:</p> <p>Weekdays 7:00 a.m. to 6:00 p.m. Saturdays 8:00 a.m. to 6:00 p.m.</p> <p>Haul trucks and other engine-powered equipment shall be equipped with mufflers that meet all applicable regulations. Haul trucks shall be operated in accordance with posted speed limits. Truck engine exhaust brake use shall be limited to emergencies. For purposes of this condition, “noisy construction work” shall be defined as any project-related work that draws a noise complaint caused by the construction or demolition activities associated with the CECP, as opposed to another source, as verified by the CPM, pursuant to NOISE-2.</p>			
SOIL&WATER	2	a	Plan	Y	<p>Potable water shall not be used for any construction activity, including EPS demolition activities, that is suitable for non-potable water use if a non-potable water source is available at the project site. Prior to site mobilization, the project owner shall submit to the CPM a Non-Potable Construction Water Use Plan (plan) for the supply and use of non-potable water in construction activities. The plan shall consider the use of recycled water available at the site. The plan shall specify those construction activities that would use non-potable water and those construction activities that would use potable water. Potable water use for EPS demolition activities that are suitable for non potable water shall count toward the cumulative total limit, in accordance with SOIL&amp;WATER-6.</p>	10/11/19 - NRG response submitted to CEC. Status request from CEC sent 11/12/19	10/11/2019	12/18/2019
SOIL&WATER	2	b	MCR	Y				
SOIL&WATER	4	a	Permit	Y	<p>The project owner shall submit to the San Diego Regional Water Quality Control Board (SDRWQCB) all information required by the SDRWQCB to obtain a Waste Discharge Requirements (WDR) Order for the discharge of EPS demolition wastewater to the Pacific Ocean in accordance with NPDES requirements. The project owner shall submit to the CPM all copies of correspondence between the project owner and the SDRWQCB regarding the WDR Order within 10 days of its receipt or submittal.</p>	SDRWQCB concurrence request for use of existing Industrial Permit and Storm Water Permit submitted 10/31/19. NRG submitted email to CEC from SDRWQCB in regards to permits on 11/22/2019.	11/22/2019	11/27/2019
SOIL&WATER	6	a	Water Use	Y	<p>During normal operation the project shall use no more than three acre-feet per year (AFY) of potable water for drinking, sanitary, and fire protection testing purposes. The project shall use recycled water for all industrial and landscape irrigation purposes during operation of the CECP, unless potable water is needed for emergency backup use. For the purpose of this condition, the term emergency shall mean the inability of the CECP to take, or for the city of Carlsbad to deliver, recycled water to the CECP in a quantity sufficient to meet CECP demand due to Acts of God, natural disaster, and other circumstances beyond the control of the project owner, including interruption of recycled water service and it is necessary for the CECP to prepare to or continue to operate to serve a peaking load. If more than 3AFY of potable water is needed during operation for non-emergency uses, the owner shall be required to file a formal petition to amend the project. If the CECP requires potable water for EPS demolition and emergencies that will cumulatively exceed 300 acre-feet, during the life of the project, the project owner shall file a petition to amend. All emergency water use shall be reported in annual compliance reports. Reported values shall include monthly</p>			
SOIL&WATER	6	b	Reporting	Y				
SOIL&WATER	9	a	Permit Reporting	Y	<p>Prior to transport and disposal of any facility construction or demolition-related wastewaters offsite, the project owner shall test and classify the stored wastewater to determine proper management and disposal requirements. The project owner shall provide evidence that wastewater is disposed of at an appropriately licensed facility. The project owner shall ensure that the wastewater is transported and disposed of in accordance with the wastewater's characteristics and classification and all applicable LORS (including any CCR Title 22 Hazardous Waste and Title 23 Waste Discharges to Land requirements).</p> <p>Where discharge of wastewater must comply with the San Diego Regional Water Quality Control Board (SDRWQCB) and State Water Resources Control Board regulatory requirements, the project owner shall submit a Report of Waste Discharge (ROWD) to the compliance project manager (CPM) and SDRWQCB for determination of which regulatory waiver or permit applies to the proposed discharges. The project owner shall pay all necessary fees for filing and review of the ROWD and all other related fees. Checks for such fees shall be submitted to the SDRWQCB and shall be payable to the State Water Resources Control Board. The project owner shall ensure compliance with the provisions of the waiver or permit applicable to the discharge.</p> <p>Where the regulatory requirements are not applied pursuant to a National Pollutant Discharge Elimination System permit, it is the Commission's intent that the requirements of the applicable waiver or permit be enforceable by both the Commission and the SDRWQCB. In furtherance of that objective, the Commission hereby delegates the enforcement of the waiver or permit requirements, and associated monitoring, inspection, and annual fee collection authority, to the SDRWQCB. The CPM and SDRWQCB shall confer with each other and coordinate, as needed, in the enforcement of the requirements.</p>	ROWD not needed as existing permits (Encina industrial NPDES permit and Construction General NPDES Permit for stormwater discharges) will be used to confirm compliance with COC. NRG submitted email to CEC from SDRWQCB in regards to permits on 11/22/2019.	11/22/2019	11/27/2019
SOIL&WATER	9	b	MCR			Provided in MCR		

**CEC CONDITIONS OF CERTIFICATION**

SOIL&WATER	9	c	Permit			Permit(s) provided when obtained from SDRWQCB		
SOIL&WATER	9	d	Reporting			As needed		
TRANS	1		Permit	Y	The project owner shall consult with the City of Carlsbad and prepare and submit to the city of Carlsbad for review and comment and the Compliance Project Manager (CPM) for approval a construction/demolition traffic control plan. The plan shall be implemented during all phases of construction/demolition and shall addresses the following issues: <ul style="list-style-type: none"> <li>• timing of truck trips, including heavy equipment and building materials deliveries, especially those that would cross the railroad tracks;</li> <li>• redirecting construction and demolition traffic with a flag person at a minimum for trucks traveling eastbound on Cannon Road from the SDG&amp;E Service Gate to cross the railroad tracks;</li> <li>• signing, lighting, and traffic control device placement if required;</li> <li>• need for construction work hours and arrival/departure times outside and during peak traffic periods;</li> <li>• insurance of access for emergency vehicles to the project site;</li> <li>• temporary closure of travel lanes;</li> <li>• access to adjacent residential and commercial property during the construction of all pipelines;</li> <li>• specification of construction-related haul routes; and</li> <li>• identify safety procedures for exiting and entering the site access gate.</li> </ul>	A temporary Traffic Control Plan (TCP) was approved by the City of Carlsbad Traffic Control Department and the CEC to allow for the City of Carlsbad's Jack-and-bore project. Due to the left turn from Gate 3 being obstructed, the temporary TCP allows for a right turn while egressing from Gate 3, and requires all truck traffic to turn left on Carlsbad Boulevard to gain acces to Interstate 5 on Palomar Airport Road. All other craft traffic can take either a left or right on Carlsbad Boulevard	10/29/2019, Modified Plan sent 11/14/19; Temporary Traffic Control Plan approved on 11/9/2020	12/12/2019
TRANS	5	a	Reporting	Y	During and following completion of project construction and demolition, the project owner shall repair any damage to roadways affected by construction/demolition activity to pre-project road conditions or better. Restoration of significant damage which could cause hazards (such as potholes, deterioration of pavement edges, or damaged signage) shall take place immediately after the damage has occurred. Prior to the start of demolition and construction, the project owner shall photograph or videotape, all roadways that will be affected by pipeline construction and heavy truck traffic. The project owner shall provide the CPM and the city of Carlsbad with a copy of the images for the roadway segments under its jurisdiction. Also, prior to start of demolition and construction, the project owner shall notify the city about the schedule for project demolition/construction. The purpose of this notification is to allow the city the opportunity to postpone any planned roadway resurfacing and/or improvement projects until after the project demolition/construction has taken place and to coordinate demolition/construction-related activities associated with other projects.		9/16/2019	9/30/2019
TRANS	7		Plan	Y	During project construction/demolition, the project owner shall implement a parking and staging plan for project construction and demolition to enforce a policy that all project-related parking occurs on site or in designated off-site parking areas.		10/16/2019	10/22/2019
WASTE	5	a	Plan		The project owner shall prepare a Demolition and Construction Waste Management Plan for all wastes generated during demolition and construction of the facility and shall submit the plan to the CPM for review and approval. The plan may be submitted in two sections: Demolition activities and Construction activities. Both sections of the plan shall contain, at a minimum, the following: <ul style="list-style-type: none"> <li>• a description of all demolition and construction waste streams, including projections of frequency, amounts generated, and hazard classifications; and</li> <li>• management methods to be used for each waste stream, including temporary on-site storage, housekeeping and best management practices to be employed, treatment methods and companies providing treatment services, waste testing methods to assure correct classification, methods of transportation, disposal requirements and sites, and recycling and waste minimization/source reduction plans.</li> <li>• a reuse/recycling Debris Management Plan for demolition and construction materials that meets or exceeds the waste diversion goals established by the Integrated Waste Management Compliance Act (Pub. Resources Code, § 41780 et seq.) and CAL Green Title 24, California Code of Regulations, Part 11sections 4.408, 5.408, 301.1.1 and 301.3.</li> </ul>		10/16/2019	11/12/2019
WASTE	6		Permit	Y	Prior to demolition of existing structures, the project owner shall complete and submit a copy of a San Diego County Air Pollution Control District (District) Asbestos Renovation and Demolition Notification Form to the CPM and the District for review. The project owner shall remove all asbestos-containing material (ACM) from the site prior to demolition.	Final (4th) Revised Asbestos Notification Form was submitted to San Diego Air Pollution Control District and CPM for January 29, 2020 Start of Demolition of Asbestos Abatement.	1/10/2020 1/17/2020 1/21/2020 1/24/2020	1/29/2020

CEC CONDITIONS OF CERTIFICATION

VIS	3	B	Screening		<p>If necessary to provide visual screening of staging activities, equipment and materials in the short term, the project owner shall provide temporary dark-colored, opaque fencing to provide visual screening until landscape screening described above has achieved sufficient maturity to provide visual screening. Existing opaque fencing shall be maintained along the Carlsbad Boulevard frontage of the EPS for the duration of construction and demolition.</p> <p>The project owner shall submit to the CPM for review and approval, and simultaneously to the city of Carlsbad for review and comment, a landscaping plan whose proper implementation will satisfy these requirements. The plan shall include:</p> <p>a) A detailed landscape, grading, and irrigation plan, at a reasonable scale. The plan shall demonstrate how the requirements stated above shall be met. The plan shall provide a detailed installation schedule demonstrating installation of as much of the landscaping as early in the construction process as is feasible in coordination with project construction. The intent of the plan shall be to minimize loss of existing perimeter tree and shrub screening, particularly at the northeast laydown site; and to provide supplemental and replacement plantings as needed to screen staging sites.</p>			
WORKER SAFETY	1	b	Plan	Y	<p>The project owner shall submit to the Compliance Project Manager (CPM) a copy of the Project Demolition and Construction Safety and Health Program containing the following:</p> <p>1. a Demolition and Construction Personal Protective Equipment Program;</p> <p>2. a Demolition and Construction Exposure Monitoring Program;</p> <p>3. a Demolition and Construction Injury and Illness Prevention Program;</p> <p>4. a Demolition and Construction Emergency Action Plan; and</p> <p>5. a Demolition and Construction Fire Prevention Plan.</p> <p>6. an Encina Power Statin Demolition Plan.</p> <p>The Personal Protective Equipment Program, the Exposure Monitoring Program, and the Injury and Illness Prevention Program shall be submitted to the CPM for review and approval concerning compliance of the program with all applicable safety orders. The Demolition and Construction Emergency Action Plan, the Demolition and Construction Fire Prevention Plan, and an Encina Power Station Demolition Plan shall be submitted to the Carlsbad Fire Department for review and comment prior to submittal to the CPM for approval.</p>		11/6/2019	12/11/2019
WORKER SAFETY	3	a	Supervisor	Y	<p>The project owner shall provide a site Demolition Safety Supervisor (DSS) and a Construction Safety Supervisor (CSS) who, by way of training and/or experience, is are knowledgeable of tank demolition, power plant construction activities and relevant laws, ordinances, regulations, and standards; is are capable of identifying workplace hazards relating to the demolition and/or construction activities; and has authority to take appropriate action to assure compliance and mitigate hazards. The DSS or CSS shall:</p> <p>1. have overall authority for coordination and implementation of all occupational safety and health practices, policies, and programs;</p> <p>2. assure that the safety program for the project complies with Cal/OSHA and federal regulations related to power plant projects;</p> <p>3. assure that all demolition, construction and commissioning workers and supervisors receive adequate safety training;</p> <p>4. complete accident and safety-related incident investigations and emergency response reports for injuries and inform the CPM of safety-related incidents; and</p> <p>5. assure that all the plans identified in Conditions of Certification Worker Safety-1 and -2 are implemented.</p>		10/8/2019	12/11/19 - But need to update all Federal OSHA citations with the appropriate Cal/OSHA code citations
WORKER SAFETY	4		CBO	Y	<p>The project owner shall make payments to the Chief Building Official (CBO) for the services of a Safety Monitor based upon a reasonable fee schedule to be negotiated between the project owner and the CBO. Those services shall be in addition to other work performed by the CBO. The Safety Monitor shall be selected by and report directly to the CBO and will be responsible for verifying that the Construction Safety Supervisor, as required in Condition of Certification Worker Safety-3, implements all appropriate Cal/OSHA and Energy Commission safety requirements. The Safety Monitor shall conduct on-site (including linear facilities) safety inspections at intervals necessary to fulfill those responsibilities and shall do this during the period of tank demolition/removal, construction of the CECP, and demolition/removal of the EPS.</p>		9/12/2019	10/10/2019

CEC CONDITIONS OF CERTIFICATION

WORKER SAFETY	5		Training	Y	The project owner shall ensure that a portable automatic external defibrillator (AED) is located on site during tank demolition, construction and operations and demolition/removal of the EPS and shall implement a program to ensure that workers are properly trained in its use and that the equipment is properly maintained and functioning at all times. During demolition of the tanks and the EPS, construction and commissioning, the following persons shall be trained in its use and shall be on site whenever the workers that they supervise are on site: the Demolition or Construction Project Manager or delegate, the Demolition or Construction Safety Supervisor or delegate, and all shift foremen. During operations, all power plant employees shall be trained in its use. The training program shall be submitted to the CPM for review and approval.	Training held on 12/4/19. Completed AED Training.	12/5/2019	12/10/2019
---------------	---	--	----------	---	---------------------------------------------------------------------------------------------------------------------------------------------------------------------------------------------------------------------------------------------------------------------------------------------------------------------------------------------------------------------------------------------------------------------------------------------------------------------------------------------------------------------------------------------------------------------------------------------------------------------------------------------------------------------------------------------------------------------------------------------------------------------------------------------------------------------------------------------------------------------------------	---------------------------------------------------	-----------	------------

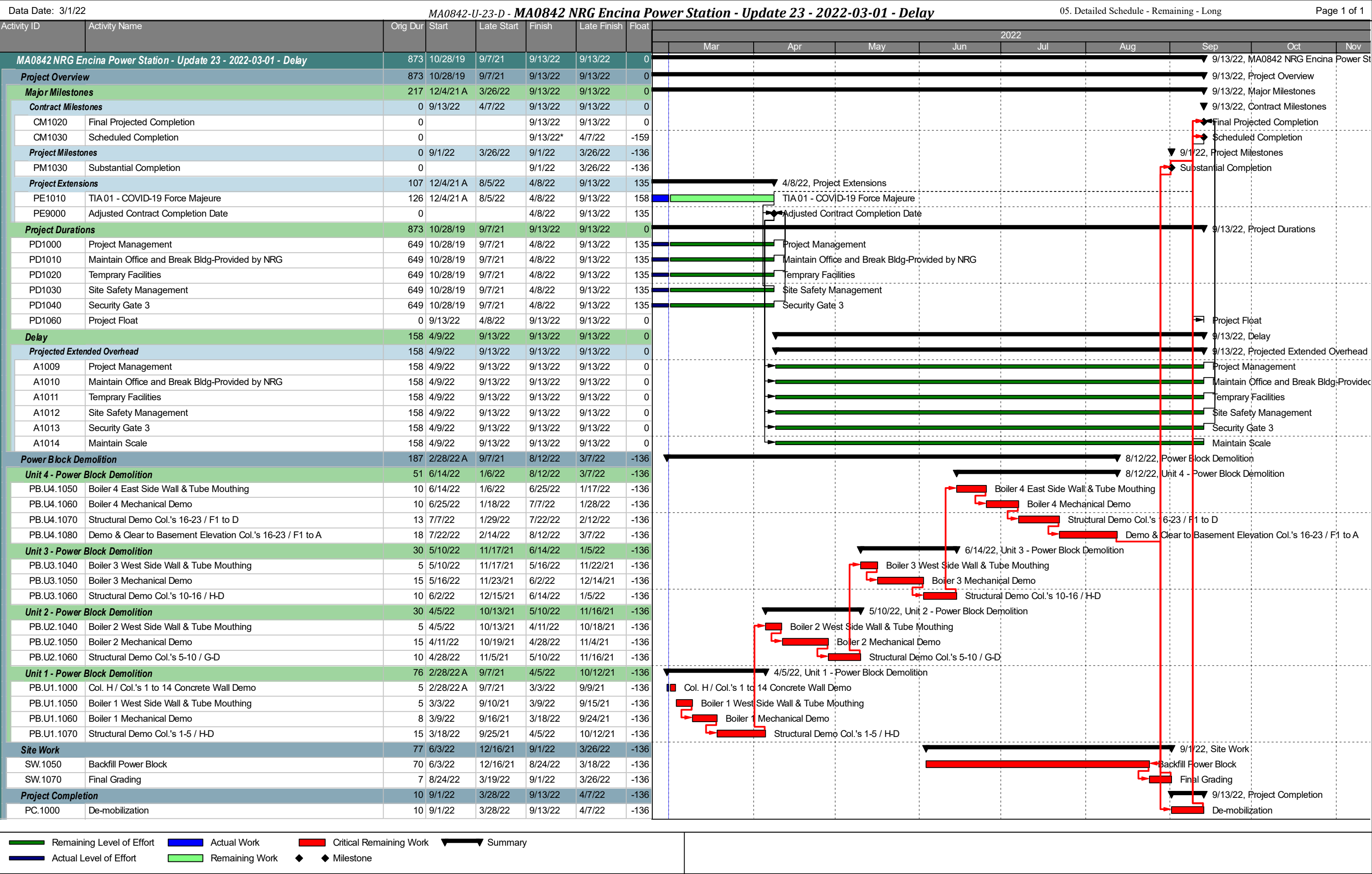
Submitted to CEC

Approved by CEC

**ATTACHMENT B**

**COMPLIANCE-6**  
**PROJECT SCHEDULE**  
**MARCH 2022**







**ATTACHMENT C**

**AQ-SC3  
AIR QUALITY CONSTRUCTION  
COMPLIANCE SUMMARY  
MARCH 2022**



## Air Quality Construction Compliance Summary

### Amended Carlsbad Energy Center Project, Phase IV, San Diego County, CA (07-AFC-06C)

PREPARED FOR: Carlsbad Power I, LLC for the licensed  
Carlsbad Energy Center Project

PREPARED BY: Timothy Sisk (Alternate AQCM), NRG Energy, Inc.

DATE: April 11, 2022

COMPLIANCE PERIOD: March 2022

This compliance memorandum summarizes the activities conducted in June 2021 to demonstrate compliance with the approved *Air Quality Construction Mitigation Plan (AQCMP) for Phase IV of the Amended Carlsbad Energy Center Project (Amended CECP)* (CEC, 2019). The Amended CECP Phase IV AQCMP covers the aboveground demolition/removal of Encina Power Station. Below grade demolition and site remediation, which would be accomplished under the authority of San Diego County Environmental Health Department (site remediation) and the City of Carlsbad (redevelopment of the site for future use), are beyond the scope of Phase IV of the Amended CECP.

Mobilization for Phase IV of the project started during the first week of November 2019. Demolition activities were temporarily suspended on March 20, 2020 due to the COVID-19 pandemic but resumed July 6, 2020.

During the month of March 2022, demolition activities included the following: demolition of Unit 1 boiler and structure, demolition of Unit 4 breaching, crushing concrete for backfill, and backfill to grade for demolished structures. The remaining structures include Unit 2, Unit 3, and Unit 4 boilers and their supporting superstructures.

The San Diego Air Pollution Control District conducted an unannounced inspection on March 10, 2022. There were no issues identified during the inspection, and the inspector was pleased with the dust mitigation strategies being deployed to control and mitigate demolition related impacts.

#### Fugitive Dust Compliance Measures

For this compliance period during Phase IV of the Encina Power Station Demolition, the following compliance measures were implemented, if they occurred, using the compliance checklist:

- Observance of a visible dust plume
- Additional control measures implemented to reduce a visible dust plume
- Complaints filed with the San Diego Air Pollution Control District
- Deviations from the AQCMP

No deviations from conditions AQ-SC3 or AQ-SC4 occurred during the compliance period. No visible dust plumes, additional control measures, nor complaints occurred during the compliance period.



Fugitive dust control measures prescribed in the AQCMP are monitored via checklists, which are included in Attachment A of this report.

## **Diesel Equipment Compliance Measures**

Diesel-fueled engines subject to the AQCMP and used during this compliance period that met the diesel equipment compliance measures were tagged by the Air Quality Construction Mitigation Manager (AQCMM) and/or the Delegated AQCMM to indicate the equipment are approved for use onsite. The equipment tagged during this compliance period are included in Table 1.

The following compliance measures were implemented during this compliance period:

- Equipment with diesel engines with a rating of 50 horsepower (hp) or higher shall meet Tier 4/4i emissions standards. No exemptions were requested for this compliance period.
- Equipment is maintained in accordance with manufactures recommendations.
- Equipment idling limited to 5 minutes or less to the extent practical.
- Equipment is labeled in accordance with Air Resources Board requirements.
- Equipment will employ electric motors where feasible.

Equipment onsite and used during this compliance period are being recorded and are listed in Table 1. Documentation confirming that equipment used for ten (10) days or more are Tier 4 or Tier 4i, along with the appropriate letter from the equipment owner confirming maintenance is performed as required for the equipment listed in Table 1, are included as Attachment B to this memorandum.

## **References**

California Energy Commission (CEC), 2019. *Air Quality Construction Mitigation Plan, Phase IV, Amended Carlsbad Energy Center Project, (07-AFC-06C)*, Submitted on October 16, 2019; Awaiting CEC approval of Amendment.



Table 1  
**Diesel Equipment**  
AQCMP 07-AFC-06C

<u>Date Arrived (Removal Date)</u>	<u>CARB ID</u>	<u>S/N</u>	<u>Equipment</u>	<u>Engine Data</u>	<u>Die sel hp</u>	<u>Tier</u>	<u>Equipment Owner (Renter)</u>
11/11/2019	FP4A83	41935	Bobcat S770	Kubota, CKBXLO3.8AKD, V3800-CR-T, 3.8L, SN: CG200	92	4I	BISCO
11/11/2019	GC4A66	41936	Bobcat S770	Kubota, CKBXLO3.8AKD, V3800-CR-T, 3.8L, SN: CG2732	92	4I	BISCO
11/11/2019	YG9P77	41937	Bobcat S770	Kubota, CKBXLO3.8AKD, V3800-CR-T, 3.8L, SN: CG4188	92	4I	BISCO
01/07/2020	JN8S95	41951	Bobcat S770	Doosan, KDICLO3.4LEA, D34P, 3.4L, SN: D34P9060110LELO2	92	4	BISCO
01/07/2020	XY9V35	41952	Bobcat S770	Doosan, KDICLO3.4LEA, D34P, 3.4L, SN: D34P9060108LELO2	92	4	BISCO
02/21/2020	BT4G48	A97047	Komatsu Loader WA500-8	Komatsu, KKLXL15.2EDC SN: 834073	357	4	BISCO
03/16/2020	KP3K59	41956	Bobcat S770	Doosan, KDICLO3.4LEA, D34P, 3.4L, SN: D34P9059852LELO2	92	4	BISCO
07/24/2020	RP6M67	WLHZ- 1488KZC049084	Liebherr 926 WLC	Liebherr, KCHA27.01SQC. D34P, SN: 2018038427	268	4	BISCO
09/21/2020	FF8U93	10167	Liebherr 956 WLC	Liebherr, HLHAL12.0SQC. D946, SN: 2017 04 2818	326	4	BISCO
09/27/2020	XG3J59	10166	Liebherr 956 WLC	Liebherr, HLHAL12.0SQC. D946, SN: 2018 04 1117	326	4	BISCO



04/05/2021	DG6D66	48966	Liebherr 976 WLC	Liebherr, JLHAL16.2VQC. D9508, SN: 2018 14 1636	544	4	BISCO
04/09/2021	YF7677	MKL00395	Caterpillar 973	CATERPILLAR KCPXLO9.3HTF SN: SYE3625	275	4	BISCO
5/10/2021	KC8N56	Pelican Elgin Sweeper	NP41124	JD Power Systems, GJDXL04.5304, 4045TFC03A.6, SN: R5207781- R52483	74	4	BISCO
6/22/2021	PK6C74	0300264114	JLG/800AJ	Deutz, KDZXL02.9020 , TD2.9L4, 2.9L, SN: 12371495	67	4	Sunbelt BISCO
07/30/2021	VD5E49	52247	Liebherr 956 WLC	Liebherr, LLHAL10.5SQC. D9508, SN: 2018 14 1636	364	4	BISCO
8/18/2021	LH9Y68	35074	Liebherr 984C ER Track Excavator	Liebherr, ACEXL019.AAD. QSK19, SN: 37245007	675	3- Retro- fitted	BISCO
10/5/2021	HG4T96	35074	Liebherr R956 Excavator	Liebherr, KLHAL10.5SQC. D936 A7-24, SN: 2019041903	364		BISCO
10/11/2021	NH9W73	0300195714	JLG/1350 135' Manlift	DEUTZ, EDZXL02.9016 TCD2.9L4, SN: 11682373	75	4	Sunbelt BISCO
10/21/2021	AX6V38	51743	Liebherr R956 Excavator	Liebherr, KLHAL10.5SQC. D936 A7-24, SN: 2019 04 1434	364	4	BISCO
10/20/2021	PW7N98	H2100609	84" Roller HAMM/ H11IX	DEUTZ, EDZXL03.6017 TCD3.6L4, SN: 11609748	114	4	Sunbelt BISCO
10/27/2021	NP4B86	1T0550KKELF370574	JD550 Dozer	John Deere, KJDXL06.8302 SN: PE4045U109046	85	4	Sunbelt BISCO
11/9/2021	HJ4E96	K0140027	Kleeman MC110 Crusher	SCANIA AB, KY9XL09.3DAA SN: 7213768	203	4	BISCO



**Cabrillo Power I, LLC**  
 4600 Carlsbad Boulevard  
 Carlsbad, CA 92008

12/2/2021	DU4D67	AH3116	CATERPILLAR SCREEN MACHINE	CATERPILLAR, CH3XL2.22N4L SN: G7L25514	48	4	BISCO
12/6/2021	HD6G95	101586101013	BOMAG 84" ROLLER	DEUTZ, GDZXL03.6060 SN: 11903712	120	4	Sunbelt BISCO
1/21/2022	KF3F57	52049	Liebherr R956 Excavator	Liebherr, KLHAL10.5SQC. D936 A7-24, SN: 2020 04 1534	364	4	BISCO
1/21/2022	CU7N67	52034	Liebherr R956 Excavator	Liebherr, KLHAL10.5SQC. D936 A7-24, SN: 2020 04 3072	364	4	BISCO
1/22/2022	JV8F54	MKL00396	Caterpillar 973K Track Loader	Caterpillar, KCPXL09.3HTF. C9.3, SN: SYE36206	275	4	BISCO
02/09/2022	BX9V87	0160104444	Skytrak 12k Lull	Cummins, LCEXL03.8AAC. QSF3.8, SN: 22419165	74	4	Sunbelt BISCO
03/18/2022	AE6Y95	1T0450KXEMF390641	JD 450 DOZER	JOHN DEERE, LJDXL06.8302 4045HT074, SN: PE4045U121533	80	4	Sunbelt BISCO
03/04/2022	XS5X53	B4GP13548	BOBCAT E50 EXCAVATOR	DOOSAN, MD1CL0108LEB, SN: DM01P1008421LEE 20	49	4	Sunbelt BISCO
3/10/2022	UY7E67	101586082141	BOMAG 84" ROLLER	DEUTZ, MDZXL03.6060 D4J, SN: 12707808	95	4	Sunbelt BISCO
03/24/2022	JG7R39	VCES115BLOS236859	VOLVO 84" ROLLER SD115B	DEUTZ, MDZXL04.1054 D4J, SN: 12659012	148	4	SUNSTATE BISCO



**Cabrillo Power I, LLC**  
4600 Carlsbad Boulevard  
Carlsbad, CA 92008

## Attachment A

### Air Quality Control Checklists

AQCMP or designee name: Tommy Brister

Date: 03/01/2022

**Air Quality Construction Mitigation Manager or Designee to Complete Checklist Daily****Going Requirements****Area Affected:****Requirement:****Implemented  
(Y/N):****Notes:**

Construction site entrance and Travel through	Post visible speed limit signs of a maximum of 10 MPH for unpaved	YES	Signs posted is various areas
Construction Eq Vehicle tires	Inspected and washed as necessary to clean off dirt prior to leaving	YES	Rumble plates
Construction entrance	Enter only through treated entrance roadways as noted on Site Map. Alternative route approved by CPM - If alternative route chosen indicated on Site Map and note rationale for change	YES	Gate #3 is the designated rout of entry for project. Paved road
Unpaved roads and disturbed areas in project and laydown area	Water areas to limit visible dust. If watering is required note frequency and time in notes section of checklist	YES	As needed daily
Construction areas adjacent to any paved roadways	Provided with sandbags or other measures in SWPPP to prevent runoff, note location of measures in Site Figure Map	YES	
Tire washing / cleaning station	Gravel ramps min 20 ft in length - identify location in Site Figure Map	NO	
Unpaved Exits	At all exit locations: Gravel or treated to prevent track-out - <u>identify</u>	YES	Rumble plate put in place
Paved Areas	Swept at least twice daily (or less during periods of precipitation during active days of construction)	NO	Is not being completed twice a day
Public Roadway existing construction site	500 feet of public roadway swept visually clean at least twice daily (or less during periods of precipitation) during active	YES	
Bulk transport vehicles with materials that have potential to cause visible emissions on public	Cover or wet and load so that the trucks have at least 2 feet of freeboard	YES	
Storage areas inactive for more than 10 days	Covered or treated with dust suppressants, and vehicle access will be restricted.	YES	
Construction Areas that may be disturbed and are generating fugitive dust	Install wind erosions control techniques (such as gravel, windbreaks, water, chemical dust suppressants, and/or vegetation) until soil is stabilized or permanently covered w/ vegetation.	YES	Rock has been put down
Disturbed areas Demolition Haul Trucks -	Re-Vegetated as soon as possible Travel limited to paved or	YES	No dirt traffic at the

Within the Encina Power Station  
Property

graveled surfaces - Note Routes on Site Figure Map



AQCMP or designee name: Tommy Brister

AQCMP or designee signature: *Tommy Brister*Date: 03/01/2022**Air Quality Construction Mitigation Manager or Designee to Complete Checklist Daily**

On Going Diesel Requirements	Checklist Criteria:	Response:	Notes:
Update Equipment Inventory List	Equipment Updated (Y/N/NA):	YES	Newly arrived equipment is tracked
Confirm all equipment are ARB tagged on both sides and tags are Visible.	Tags Visible (Y/N):	YES	All equipment coming on site is being tagged
Make sure CEC approval tag is located on all equipment used onsite	Tags Visible (Y/N):	YES	Tags are visible
Documentation of acceptable engine tier is on file.	Equipment Updated (Y/N/NA):	YES	
Letter from each equipment owner is on file indicating that equipment is being properly maintained	Letters Updated (Y/N/NA):	YES	
All diesel heavy construction equipment shall not idle for more than 5 minutes, to the extent practical. Vehicles that need to idle as part of their normal operation (such as concrete trucks) are exempted from this requirement. Note equipment needed to idle longer than 5 min as part of normal operation in the notes section of this checklist.	Idling Limited:(Y/N)	YES	
A list of all other actions taken to control diesel construction related emissions	Other Reductions:	N/A	

AQCMP or designee name: Tommy Brister

Date: 03/02/2022

**Air Quality Construction Mitigation Manager or Designee to Complete Checklist Daily****Going Requirements****Area Affected:****Requirement:****Implemented  
(Y/N):****Notes:**

Construction site entrance and Travel through	Post visible speed limit signs of a maximum of 10 MPH for unpaved	YES	Signs posted in various areas
Construction Eq Vehicle tires	Inspected and washed as necessary to clean off dirt prior to leaving	YES	Rumble plates
Construction entrance	Enter only through treated entrance roadways as noted on Site Map. Alternative route approved by CPM - If alternative route chosen indicated on Site Map and note rationale for change	YES	Gate #3 is the designated route of entry for project. Paved road
Unpaved roads and disturbed areas in project and laydown area	Water areas to limit visible dust. If watering is required note frequency and time in notes section of checklist	YES	As needed daily
Construction areas adjacent to any paved roadways	Provided with sandbags or other measures in SWPPP to prevent runoff, note location of measures in Site Figure Map	YES	
Tire washing / cleaning station	Gravel ramps min 20 ft in length - identify location in Site Figure Map	NO	
Unpaved Exits	At all exit locations: Gravel or treated to prevent track-out - <u>identify</u>	YES	Rumble plate put in place
Paved Areas	Swept at least twice daily (or less during periods of precipitation during active days of construction)	NO	Is not being completed twice a day
Public Roadway existing construction site	500 feet of public roadway swept visually clean at least twice daily (or less during periods of precipitation) during active	YES	
Bulk transport vehicles with materials that have potential to cause visible emissions on public	Cover or wet and load so that the trucks have at least 2 feet of freeboard	YES	
Storage areas inactive for more than 10 days	Covered or treated with dust suppressants, and vehicle access will be restricted.	YES	
Construction Areas that may be disturbed and are generating fugitive dust	Install wind erosion control techniques (such as gravel, windbreaks, water, chemical dust suppressants, and/or vegetation) until soil is stabilized or permanently covered w/ vegetation.	YES	Rock has been put down
Disturbed areas Demolition Haul Trucks -	Re-Vegetated as soon as possible Travel limited to paved or	YES	No dirt traffic at the

Within the Encina Power Station  
Property

graveled surfaces - Note Routes on Site Figure Map

AQCMP or designee name: Tommy Brister

AQCMP or designee signature: Tommy Brister

Date: 03/02/2022

**Air Quality Construction Mitigation Manager or Designee to Complete Checklist Daily**

On Going Diesel Requirements	Checklist Criteria:	Response:	Notes:
Update Equipment Inventory List	Equipment Updated (Y/N/NA):	YES	Newly arrived equipment is tracked
Confirm all equipment are ARB tagged on both sides and tags are Visible.	Tags Visible (Y/N):	YES	All equipment coming on site is being tagged
Make sure CEC approval tag is located on all equipment used onsite	Tags Visible (Y/N):	YES	Tags are visible
Documentation of acceptable engine tier is on file.	Equipment Updated (Y/N/NA):	YES	
Letter from each equipment owner is on file indicating that equipment is being properly maintained	Letters Updated (Y/N/NA):	YES	
All diesel heavy construction equipment shall not idle for more than 5 minutes, to the extent practical. Vehicles that need to idle as part of their normal operation (such as concrete trucks) are exempted from this requirement. Note equipment needed to idle longer than 5 min as part of normal operation in the notes section of this checklist.	Idling Limited:(Y/N)	YES	
A list of all other actions taken to control diesel construction related emissions	Other Reductions:	N/A	

AQCMP or designee name: Tommy Brister

Date: 03/03/2022

**Air Quality Construction Mitigation Manager or Designee to Complete Checklist Daily****Going Requirements****Area Affected:****Requirement:****Implemented  
(Y/N):****Notes:**

Construction site entrance and Travel through	Post visible speed limit signs of a maximum of 10 MPH for unpaved	YES	Signs posted is various areas
Construction Eq Vehicle tires	Inspected and washed as necessary to clean off dirt prior to leaving	YES	Rumble plates
Construction entrance	Enter only through treated entrance roadways as noted on Site Map. Alternative route approved by CPM - If alternative route chosen indicated on Site Map and note rationale for change	YES	Gate #3 is the designated rout of entry for project. Paved road
Unpaved roads and disturbed areas in project and laydown area	Water areas to limit visible dust. If watering is required note frequency and time in notes section of checklist	YES	As needed daily
Construction areas adjacent to any paved roadways	Provided with sandbags or other measures in SWPPP to prevent runoff, note location of measures in Site Figure Map	YES	
Tire washing / cleaning station	Gravel ramps min 20 ft in length - identify location in Site Figure Map	NO	
Unpaved Exits	At all exit locations: Gravel or treated to prevent track-out - <u>identify</u>	YES	Rumble plate put in place
Paved Areas	Swept at least twice daily (or less during periods of precipitation during active days of construction)	NO	Is not being completed twice a day
Public Roadway existing construction site	500 feet of public roadway swept visually clean at least twice daily (or less during periods of precipitation) during active	YES	
Bulk transport vehicles with materials that have potential to cause visible emissions on public	Cover or wet and load so that the trucks have at least 2 feet of freeboard	YES	
Storage areas inactive for more than 10 days	Covered or treated with dust suppressants, and vehicle access will be restricted.	YES	
Construction Areas that may be disturbed and are generating fugitive dust	Install wind erosions control techniques (such as gravel, windbreaks, water, chemical dust suppressants, and/or vegetation) until soil is stabilized or permanently covered w/ vegetation.	YES	Rock has been put down
Disturbed areas Demolition Haul Trucks -	Re-Vegetated as soon as possible Travel limited to paved or	YES	No dirt traffic at the

Within the Encina Power Station  
Property

graveled surfaces - Note Routes on Site Figure Map

AQCMP or designee name: Tommy Brister

AQCMP or designee signature: Tommy Brister

Date: 03/03/2022

**Air Quality Construction Mitigation Manager or Designee to Complete Checklist Daily**

On Going Diesel Requirements	Checklist Criteria:	Response:	Notes:
Update Equipment Inventory List	Equipment Updated (Y/N/NA):	YES	Newly arrived equipment is tracked
Confirm all equipment are ARB tagged on both sides and tags are Visible.	Tags Visible (Y/N):	YES	All equipment coming on site is being tagged
Make sure CEC approval tag is located on all equipment used onsite	Tags Visible (Y/N):	YES	Tags are visible
Documentation of acceptable engine tier is on file.	Equipment Updated (Y/N/NA):	YES	
Letter from each equipment owner is one file indicating that equipment is being properly maintained	Letters Updated (Y/N/NA):	YES	
All diesel heavy construction equipment shall not idle for more than 5 minutes, to the extent practical. Vehicles that need to idle as part of their normal operation (such as concrete trucks) are exempted from this requirement. Note equipment needed to idle longer than 5 min as part of normal operation in the notes section of this checklist.	Idling Limited:(Y/N)	YES	
A list of all other actions taken to control diesel construction related emissions	Other Reductions:	N/A	

AQCMP or designee name: Tommy Brister

Date: 03/04/2022

**Air Quality Construction Mitigation Manager or Designee to Complete Checklist Daily****Going Requirements****Area Affected:****Requirement:****Implemented  
(Y/N):****Notes:**

Construction site entrance and Travel through	Post visible speed limit signs of a maximum of 10 MPH for unpaved	YES	Signs posted is various areas
Construction Eq Vehicle tires	Inspected and washed as necessary to clean off dirt prior to leaving	YES	Rumble plates
Construction entrance	Enter only through treated entrance roadways as noted on Site Map. Alternative route approved by CPM - If alternative route chosen indicated on Site Map and note rationale for change	YES	Gate #3 is the designated rout of entry for project. Paved road
Unpaved roads and disturbed areas in project and laydown area	Water areas to limit visible dust. If watering is required note frequency and time in notes section of checklist	YES	As needed daily
Construction areas adjacent to any paved roadways	Provided with sandbags or other measures in SWPPP to prevent runoff, note location of measures in Site Figure Map	YES	
Tire washing / cleaning station	Gravel ramps min 20 ft in length - identify location in Site Figure Map	NO	
Unpaved Exits	At all exit locations: Gravel or treated to prevent track-out - <u>identify</u>	YES	Rumble plate put in place
Paved Areas	Swept at least twice daily (or less during periods of precipitation during active days of construction)	NO	Is not being completed twice a day
Public Roadway existing construction site	500 feet of public roadway swept visually clean at least twice daily (or less during periods of precipitation) during active	YES	
Bulk transport vehicles with materials that have potential to cause visible emissions on public	Cover or wet and load so that the trucks have at least 2 feet of freeboard	YES	
Storage areas inactive for more than 10 days	Covered or treated with dust suppressants, and vehicle access will be restricted.	YES	
Construction Areas that may be disturbed and are generating fugitive dust	Install wind erosions control techniques (such as gravel, windbreaks, water, chemical dust suppressants, and/or vegetation) until soil is stabilized or permanently covered w/ vegetation.	YES	Rock has been put down
Disturbed areas Demolition Haul Trucks -	Re-Vegetated as soon as possible Travel limited to paved or	YES	No dirt traffic at the

Within the Encina Power Station  
Property

graveled surfaces - Note Routes on Site Figure Map

AQCMP or designee name: Tommy Brister

AQCMP or designee signature: Tommy Brister

Date: 03/04/2022

**Air Quality Construction Mitigation Manager or Designee to Complete Checklist Daily**

On Going Diesel Requirements	Checklist Criteria:	Response:	Notes:
Update Equipment Inventory List	Equipment Updated (Y/N/NA):	YES	Newly arrived equipment is tracked
Confirm all equipment are ARB tagged on both sides and tags are Visible.	Tags Visible (Y/N):	YES	All equipment coming on site is being tagged
Make sure CEC approval tag is located on all equipment used onsite	Tags Visible (Y/N):	YES	Tags are visible
Documentation of acceptable engine tier is on file.	Equipment Updated (Y/N/NA):	YES	
Letter from each equipment owner is on file indicating that equipment is being properly maintained	Letters Updated (Y/N/NA):	YES	
All diesel heavy construction equipment shall not idle for more than 5 minutes, to the extent practical. Vehicles that need to idle as part of their normal operation (such as concrete trucks) are exempted from this requirement. Note equipment needed to idle longer than 5 min as part of normal operation in the notes section of this checklist.	Idling Limited:(Y/N)	YES	
A list of all other actions taken to control diesel construction related emissions	Other Reductions:	N/A	

AQCMP or designee name: Tommy Brister

Date: 03/05/2022

**Air Quality Construction Mitigation Manager or Designee to Complete Checklist Daily****Going Requirements****Area Affected:****Requirement:****Implemented  
(Y/N):****Notes:**

Construction site entrance and Travel through	Post visible speed limit signs of a maximum of 10 MPH for unpaved	YES	Signs posted is various areas
Construction Eq Vehicle tires	Inspected and washed as necessary to clean off dirt prior to leaving	YES	Rumble plates
Construction entrance	Enter only through treated entrance roadways as noted on Site Map. Alternative route approved by CPM - If alternative route chosen indicated on Site Map and note rationale for change	YES	Gate #3 is the designated rout of entry for project. Paved road
Unpaved roads and disturbed areas in project and laydown area	Water areas to limit visible dust. If watering is required note frequency and time in notes section of checklist	YES	As needed daily
Construction areas adjacent to any paved roadways	Provided with sandbags or other measures in SWPPP to prevent runoff, note location of measures in Site Figure Map	YES	
Tire washing / cleaning station	Gravel ramps min 20 ft in length - identify location in Site Figure Map	NO	
Unpaved Exits	At all exit locations: Gravel or treated to prevent track-out - <u>identify</u>	YES	Rumble plate put in place
Paved Areas	Swept at least twice daily (or less during periods of precipitation during active days of construction)	NO	Is not being completed twice a day
Public Roadway existing construction site	500 feet of public roadway swept visually clean at least twice daily (or less during periods of precipitation) during active	YES	
Bulk transport vehicles with materials that have potential to cause visible emissions on public	Cover or wet and load so that the trucks have at least 2 feet of freeboard	YES	
Storage areas inactive for more than 10 days	Covered or treated with dust suppressants, and vehicle access will be restricted.	YES	
Construction Areas that may be disturbed and are generating fugitive dust	Install wind erosions control techniques (such as gravel, windbreaks, water, chemical dust suppressants, and/or vegetation) until soil is stabilized or permanently covered w/ vegetation.	YES	Rock has been put down
Disturbed areas Demolition Haul Trucks -	Re-Vegetated as soon as possible Travel limited to paved or	YES	No dirt traffic at the

Within the Encina Power Station  
Property

graveled surfaces - Note Routes on Site Figure Map



AQCMP or designee name: Tommy Brister

AQCMP or designee signature: Tommy Brister

Date: 03/05/2022

**Air Quality Construction Mitigation Manager or Designee to Complete Checklist Daily****On Going Diesel Requirements**

	<b>Checklist Criteria:</b>	<b>Response:</b>	<b>Notes:</b>
Update Equipment Inventory List	Equipment Updated (Y/N/NA):	YES	Newly arrived equipment is tracked
Confirm all equipment are ARB tagged on both sides and tags are Visible.	Tags Visible (Y/N):	YES	All equipment coming on site is being tagged
Make sure CEC approval tag is located on all equipment used onsite	Tags Visible (Y/N):	YES	Tags are visible
Documentation of acceptable engine tier is on file.	Equipment Updated (Y/N/NA):	YES	
Letter from each equipment owner is one file indicating that equipment is being properly maintained	Letters Updated (Y/N/NA):	YES	
All diesel heavy construction equipment shall not idle for more than 5 minutes, to the extent practical. Vehicles that need to idle as part of their normal operation (such as concrete trucks) are exempted from this requirement. Note equipment needed to idle longer than 5 min as part of normal operation in the notes section of this checklist.	Idling Limited:(Y/N)	YES	
A list of all other actions taken to control diesel construction related emissions	Other Reductions:	N/A	

AQCMP or designee name: Tommy Brister

Date: 03/07/2022

**Air Quality Construction Mitigation Manager or Designee to Complete Checklist Daily****Going Requirements****Area Affected:****Requirement:****Implemented  
(Y/N):****Notes:**

Construction site entrance and Travel through	Post visible speed limit signs of a maximum of 10 MPH for unpaved	YES	Signs posted is various areas
Construction Eq Vehicle tires	Inspected and washed as necessary to clean off dirt prior to leaving	YES	Rumble plates
Construction entrance	Enter only through treated entrance roadways as noted on Site Map. Alternative route approved by CPM - If alternative route chosen indicated on Site Map and note rationale for change	YES	Gate #3 is the designated rout of entry for project. Paved road
Unpaved roads and disturbed areas in project and laydown area	Water areas to limit visible dust. If watering is required note frequency and time in notes section of checklist	YES	As needed daily
Construction areas adjacent to any paved roadways	Provided with sandbags or other measures in SWPPP to prevent runoff, note location of measures in Site Figure Map	YES	
Tire washing / cleaning station	Gravel ramps min 20 ft in length - identify location in Site Figure Map	NO	
Unpaved Exits	At all exit locations: Gravel or treated to prevent track-out - <u>identify</u>	YES	Rumble plate put in place
Paved Areas	Swept at least twice daily (or less during periods of precipitation during active days of construction)	NO	Is not being completed twice a day
Public Roadway existing construction site	500 feet of public roadway swept visually clean at least twice daily (or less during periods of precipitation) during active	YES	
Bulk transport vehicles with materials that have potential to cause visible emissions on public	Cover or wet and load so that the trucks have at least 2 feet of freeboard	YES	
Storage areas inactive for more than 10 days	Covered or treated with dust suppressants, and vehicle access will be restricted.	YES	
Construction Areas that may be disturbed and are generating fugitive dust	Install wind erosions control techniques (such as gravel, windbreaks, water, chemical dust suppressants, and/or vegetation) until soil is stabilized or permanently covered w/ vegetation.	YES	Rock has been put down
Disturbed areas Demolition Haul Trucks -	Re-Vegetated as soon as possible Travel limited to paved or	YES	No dirt traffic at the

Within the Encina Power Station  
Property

graveled surfaces - Note Routes on Site Figure Map

AQCMP or designee name: Tommy Brister

AQCMP or designee signature: Tommy Brister

Date: 03/07/2022

**Air Quality Construction Mitigation Manager or Designee to Complete Checklist Daily**

On Going Diesel Requirements	Checklist Criteria:	Response:	Notes:
Update Equipment Inventory List	Equipment Updated (Y/N/NA):	YES	Newly arrived equipment is tracked
Confirm all equipment are ARB tagged on both sides and tags are Visible.	Tags Visible (Y/N):	YES	All equipment coming on site is being tagged
Make sure CEC approval tag is located on all equipment used onsite	Tags Visible (Y/N):	YES	Tags are visible
Documentation of acceptable engine tier is on file.	Equipment Updated (Y/N/NA):	YES	
Letter from each equipment owner is on file indicating that equipment is being properly maintained	Letters Updated (Y/N/NA):	YES	
All diesel heavy construction equipment shall not idle for more than 5 minutes, to the extent practical. Vehicles that need to idle as part of their normal operation (such as concrete trucks) are exempted from this requirement. Note equipment needed to idle longer than 5 min as part of normal operation in the notes section of this checklist.	Idling Limited:(Y/N)	YES	
A list of all other actions taken to control diesel construction related emissions	Other Reductions:	N/A	

AQCMP or designee name: Tommy Brister

Date: 03/08/2022**Air Quality Construction Mitigation Manager or Designee to Complete Checklist Daily****Going Requirements****Area Affected:****Requirement:****Implemented  
(Y/N):****Notes:**

Construction site entrance and Travel through	Post visible speed limit signs of a maximum of 10 MPH for unpaved	YES	Signs posted is various areas
Construction Eq Vehicle tires	Inspected and washed as necessary to clean off dirt prior to leaving	YES	Rumble plates
Construction entrance	Enter only through treated entrance roadways as noted on Site Map. Alternative route approved by CPM - If alternative route chosen indicated on Site Map and note rationale for change	YES	Gate #3 is the designated rout of entry for project. Paved road
Unpaved roads and disturbed areas in project and laydown area	Water areas to limit visible dust. If watering is required note frequency and time in notes section of checklist	YES	As needed daily
Construction areas adjacent to any paved roadways	Provided with sandbags or other measures in SWPPP to prevent runoff, note location of measures in Site Figure Map	YES	
Tire washing / cleaning station	Gravel ramps min 20 ft in length - identify location in Site Figure Map	NO	
Unpaved Exits	At all exit locations: Gravel or treated to prevent track-out - <u>identify</u>	YES	Rumble plate put in place
Paved Areas	Swept at least twice daily (or less during periods of precipitation during active days of construction)	NO	Is not being completed twice a day
Public Roadway existing construction site	500 feet of public roadway swept visually clean at least twice daily (or less during periods of precipitation) during active	YES	
Bulk transport vehicles with materials that have potential to cause visible emissions on public	Cover or wet and load so that the trucks have at least 2 feet of freeboard	YES	
Storage areas inactive for more than 10 days	Covered or treated with dust suppressants, and vehicle access will be restricted.	YES	
Construction Areas that may be disturbed and are generating fugitive dust	Install wind erosions control techniques (such as gravel, windbreaks, water, chemical dust suppressants, and/or vegetation) until soil is stabilized or permanently covered w/ vegetation.	YES	Rock has been put down
Disturbed areas Demolition Haul Trucks -	Re-Vegetated as soon as possible Travel limited to paved or	YES	No dirt traffic at the

Within the Encina Power Station  
Property

graveled surfaces - Note Routes on Site Figure Map

AQCMP or designee name: Tommy Brister

AQCMP or designee signature: Tommy Brister

Date: 03/08/2022

**Air Quality Construction Mitigation Manager or Designee to Complete Checklist Daily**

On Going Diesel Requirements	Checklist Criteria:	Response:	Notes:
Update Equipment Inventory List	Equipment Updated (Y/N/NA):	YES	Newly arrived equipment is tracked
Confirm all equipment are ARB tagged on both sides and tags are Visible.	Tags Visible (Y/N):	YES	All equipment coming on site is being tagged
Make sure CEC approval tag is located on all equipment used onsite	Tags Visible (Y/N):	YES	Tags are visible
Documentation of acceptable engine tier is on file.	Equipment Updated (Y/N/NA):	YES	
Letter from each equipment owner is on file indicating that equipment is being properly maintained	Letters Updated (Y/N/NA):	YES	
All diesel heavy construction equipment shall not idle for more than 5 minutes, to the extent practical. Vehicles that need to idle as part of their normal operation (such as concrete trucks) are exempted from this requirement. Note equipment needed to idle longer than 5 min as part of normal operation in the notes section of this checklist.	Idling Limited:(Y/N)	YES	
A list of all other actions taken to control diesel construction related emissions	Other Reductions:	N/A	

AQCMP or designee name: Tommy Brister

Date: 03/09/2022

**Air Quality Construction Mitigation Manager or Designee to Complete Checklist Daily****Going Requirements****Area Affected:****Requirement:****Implemented  
(Y/N):****Notes:**

Construction site entrance and Travel through	Post visible speed limit signs of a maximum of 10 MPH for unpaved	YES	Signs posted is various areas
Construction Eq Vehicle tires	Inspected and washed as necessary to clean off dirt prior to leaving	YES	Rumble plates
Construction entrance	Enter only through treated entrance roadways as noted on Site Map. Alternative route approved by CPM - If alternative route chosen indicated on Site Map and note rationale for change	YES	Gate #3 is the designated rout of entry for project. Paved road
Unpaved roads and disturbed areas in project and laydown area	Water areas to limit visible dust. If watering is required note frequency and time in notes section of checklist	YES	As needed daily
Construction areas adjacent to any paved roadways	Provided with sandbags or other measures in SWPPP to prevent runoff, note location of measures in Site Figure Map	YES	
Tire washing / cleaning station	Gravel ramps min 20 ft in length - identify location in Site Figure Map	NO	
Unpaved Exits	At all exit locations: Gravel or treated to prevent track-out - identify	YES	Rumble plate put in place
Paved Areas	Swept at least twice daily (or less during periods of precipitation during active days of construction)	NO	Is not being completed twice a day
Public Roadway existing construction site	500 feet of public roadway swept visually clean at least twice daily (or less during periods of precipitation) during active	YES	
Bulk transport vehicles with materials that have potential to cause visible emissions on public	Cover or wet and load so that the trucks have at least 2 feet of freeboard	YES	
Storage areas inactive for more than 10 days	Covered or treated with dust suppressants, and vehicle access will be restricted.	YES	
Construction Areas that may be disturbed and are generating fugitive dust	Install wind erosions control techniques (such as gravel, windbreaks, water, chemical dust suppressants, and/or vegetation) until soil is stabilized or permanently covered w/ vegetation.	YES	Rock has been put down
Disturbed areas Demolition Haul Trucks -	Re-Vegetated as soon as possible Travel limited to paved or	YES	No dirt traffic at the

Within the Encina Power Station  
Property

graveled surfaces - Note Routes on Site Figure Map

AQCMP or designee name: Tommy Brister

AQCMP or designee signature: *Tommy Brister*Date: 03/09/2022**Air Quality Construction Mitigation Manager or Designee to Complete Checklist Daily**

<b>On Going Diesel Requirements</b>	<b>Checklist Criteria:</b>	<b>Response:</b>	<b>Notes:</b>
Update Equipment Inventory List	Equipment Updated (Y/N/NA):	YES	Newly arrived equipment is tracked
Confirm all equipment are ARB tagged on both sides and tags are Visible.	Tags Visible (Y/N):	YES	All equipment coming on site is being tagged
Make sure CEC approval tag is located on all equipment used onsite	Tags Visible (Y/N):	YES	Tags are visible
Documentation of acceptable engine tier is on file.	Equipment Updated (Y/N/NA):	YES	
Letter from each equipment owner is on file indicating that equipment is being properly maintained	Letters Updated (Y/N/NA):	YES	
All diesel heavy construction equipment shall not idle for more than 5 minutes, to the extent practical. Vehicles that need to idle as part of their normal operation (such as concrete trucks) are exempted from this requirement. Note equipment needed to idle longer than 5 min as part of normal operation in the notes section of this checklist.	Idling Limited:(Y/N)	YES	
A list of all other actions taken to control diesel construction related emissions	Other Reductions:	N/A	

AQCMP or designee name: Tommy Brister

Date: 03/10/2022

**Air Quality Construction Mitigation Manager or Designee to Complete Checklist Daily****Going Requirements****Area Affected:****Requirement:****Implemented  
(Y/N):****Notes:**

Construction site entrance and Travel through	Post visible speed limit signs of a maximum of 10 MPH for unpaved	YES	Signs posted in various areas
Construction Eq Vehicle tires	Inspected and washed as necessary to clean off dirt prior to leaving	YES	Rumble plates
Construction entrance	Enter only through treated entrance roadways as noted on Site Map. Alternative route approved by CPM - If alternative route chosen indicated on Site Map and note rationale for change	YES	Gate #3 is the designated route of entry for project. Paved road
Unpaved roads and disturbed areas in project and laydown area	Water areas to limit visible dust. If watering is required note frequency and time in notes section of checklist	YES	As needed daily
Construction areas adjacent to any paved roadways	Provided with sandbags or other measures in SWPPP to prevent runoff, note location of measures in Site Figure Map	YES	
Tire washing / cleaning station	Gravel ramps min 20 ft in length - identify location in Site Figure Map	NO	
Unpaved Exits	At all exit locations: Gravel or treated to prevent track-out - <u>identify</u>	YES	Rumble plate put in place
Paved Areas	Swept at least twice daily (or less during periods of precipitation during active days of construction)	NO	Is not being completed twice a day
Public Roadway existing construction site	500 feet of public roadway swept visually clean at least twice daily (or less during periods of precipitation) during active	YES	
Bulk transport vehicles with materials that have potential to cause visible emissions on public	Cover or wet and load so that the trucks have at least 2 feet of freeboard	YES	
Storage areas inactive for more than 10 days	Covered or treated with dust suppressants, and vehicle access will be restricted.	YES	
Construction Areas that may be disturbed and are generating fugitive dust	Install wind erosion control techniques (such as gravel, windbreaks, water, chemical dust suppressants, and/or vegetation) until soil is stabilized or permanently covered w/ vegetation.	YES	Rock has been put down
Disturbed areas Demolition Haul Trucks -	Re-Vegetated as soon as possible Travel limited to paved or	YES	No dirt traffic at the

Within the Encina Power Station  
Property

graveled surfaces - Note Routes on Site Figure Map



AQCMP or designee name: Tommy Brister

AQCMP or designee signature: *Tommy Brister*Date: 03/10/2022**Air Quality Construction Mitigation Manager or Designee to Complete Checklist Daily**

<b>On Going Diesel Requirements</b>	<b>Checklist Criteria:</b>	<b>Response:</b>	<b>Notes:</b>
Update Equipment Inventory List	Equipment Updated (Y/N/NA):	YES	Newly arrived equipment is tracked
Confirm all equipment are ARB tagged on both sides and tags are Visible.	Tags Visible (Y/N):	YES	All equipment coming on site is being tagged
Make sure CEC approval tag is located on all equipment used onsite	Tags Visible (Y/N):	YES	Tags are visible
Documentation of acceptable engine tier is on file.	Equipment Updated (Y/N/NA):	YES	
Letter from each equipment owner is on file indicating that equipment is being properly maintained	Letters Updated (Y/N/NA):	YES	
All diesel heavy construction equipment shall not idle for more than 5 minutes, to the extent practical. Vehicles that need to idle as part of their normal operation (such as concrete trucks) are exempted from this requirement. Note equipment needed to idle longer than 5 min as part of normal operation in the notes section of this checklist.	Idling Limited:(Y/N)	YES	
A list of all other actions taken to control diesel construction related emissions	Other Reductions:	N/A	

AQCMP or designee name: Tommy Brister

Date: 03/11/2022

**Air Quality Construction Mitigation Manager or Designee to Complete Checklist Daily****Going Requirements****Area Affected:****Requirement:****Implemented  
(Y/N):****Notes:**

Construction site entrance and Travel through	Post visible speed limit signs of a maximum of 10 MPH for unpaved	YES	Signs posted is various areas
Construction Eq Vehicle tires	Inspected and washed as necessary to clean off dirt prior to leaving	YES	Rumble plates
Construction entrance	Enter only through treated entrance roadways as noted on Site Map. Alternative route approved by CPM - If alternative route chosen indicated on Site Map and note rationale for change	YES	Gate #3 is the designated rout of entry for project. Paved road
Unpaved roads and disturbed areas in project and laydown area	Water areas to limit visible dust. If watering is required note frequency and time in notes section of checklist	YES	As needed daily
Construction areas adjacent to any paved roadways	Provided with sandbags or other measures in SWPPP to prevent runoff, note location of measures in Site Figure Map	YES	
Tire washing / cleaning station	Gravel ramps min 20 ft in length - identify location in Site Figure Map	NO	
Unpaved Exits	At all exit locations: Gravel or treated to prevent track-out - <u>identify</u>	YES	Rumble plate put in place
Paved Areas	Swept at least twice daily (or less during periods of precipitation during active days of construction)	NO	Is not being completed twice a day
Public Roadway existing construction site	500 feet of public roadway swept visually clean at least twice daily (or less during periods of precipitation) during active	YES	
Bulk transport vehicles with materials that have potential to cause visible emissions on public	Cover or wet and load so that the trucks have at least 2 feet of freeboard	YES	
Storage areas inactive for more than 10 days	Covered or treated with dust suppressants, and vehicle access will be restricted.	YES	
Construction Areas that may be disturbed and are generating fugitive dust	Install wind erosions control techniques (such as gravel, windbreaks, water, chemical dust suppressants, and/or vegetation) until soil is stabilized or permanently covered w/ vegetation.	YES	Rock has been put down
Disturbed areas Demolition Haul Trucks -	Re-Vegetated as soon as possible Travel limited to paved or	YES	No dirt traffic at the

Within the Encina Power Station  
Property

graveled surfaces - Note Routes on Site Figure Map

AQCMP or designee name: Tommy Brister

AQCMP or designee signature: Tommy Brister

Date: 03/11/2022

**Air Quality Construction Mitigation Manager or Designee to Complete Checklist Daily**

On Going Diesel Requirements	Checklist Criteria:	Response:	Notes:
Update Equipment Inventory List	Equipment Updated (Y/N/NA):	YES	Newly arrived equipment is tracked
Confirm all equipment are ARB tagged on both sides and tags are Visible.	Tags Visible (Y/N):	YES	All equipment coming on site is being tagged
Make sure CEC approval tag is located on all equipment used onsite	Tags Visible (Y/N):	YES	Tags are visible
Documentation of acceptable engine tier is on file.	Equipment Updated (Y/N/NA):	YES	
Letter from each equipment owner is on file indicating that equipment is being properly maintained	Letters Updated (Y/N/NA):	YES	
All diesel heavy construction equipment shall not idle for more than 5 minutes, to the extent practical. Vehicles that need to idle as part of their normal operation (such as concrete trucks) are exempted from this requirement. Note equipment needed to idle longer than 5 min as part of normal operation in the notes section of this checklist.	Idling Limited:(Y/N)	YES	
A list of all other actions taken to control diesel construction related emissions	Other Reductions:	N/A	

AQCMP or designee name: Tommy Brister

Date: 03/12/2022

**Air Quality Construction Mitigation Manager or Designee to Complete Checklist Daily****Going Requirements****Area Affected:****Requirement:****Implemented  
(Y/N):****Notes:**

Construction site entrance and Travel through	Post visible speed limit signs of a maximum of 10 MPH for unpaved	YES	Signs posted is various areas
Construction Eq Vehicle tires	Inspected and washed as necessary to clean off dirt prior to leaving	YES	Rumble plates
Construction entrance	Enter only through treated entrance roadways as noted on Site Map. Alternative route approved by CPM - If alternative route chosen indicated on Site Map and note rationale for change	YES	Gate #3 is the designated rout of entry for project. Paved road
Unpaved roads and disturbed areas in project and laydown area	Water areas to limit visible dust. If watering is required note frequency and time in notes section of checklist	YES	As needed daily
Construction areas adjacent to any paved roadways	Provided with sandbags or other measures in SWPPP to prevent runoff, note location of measures in Site Figure Map	YES	
Tire washing / cleaning station	Gravel ramps min 20 ft in length - identify location in Site Figure Map	NO	
Unpaved Exits	At all exit locations: Gravel or treated to prevent track-out - <u>identify</u>	YES	Rumble plate put in place
Paved Areas	Swept at least twice daily (or less during periods of precipitation during active days of construction)	NO	Is not being completed twice a day
Public Roadway existing construction site	500 feet of public roadway swept visually clean at least twice daily (or less during periods of precipitation) during active	YES	
Bulk transport vehicles with materials that have potential to cause visible emissions on public	Cover or wet and load so that the trucks have at least 2 feet of freeboard	YES	
Storage areas inactive for more than 10 days	Covered or treated with dust suppressants, and vehicle access will be restricted.	YES	
Construction Areas that may be disturbed and are generating fugitive dust	Install wind erosions control techniques (such as gravel, windbreaks, water, chemical dust suppressants, and/or vegetation) until soil is stabilized or permanently covered w/ vegetation.	YES	Rock has been put down
Disturbed areas Demolition Haul Trucks -	Re-Vegetated as soon as possible Travel limited to paved or	YES	No dirt traffic at the

Within the Encina Power Station  
Property

graveled surfaces - Note Routes on Site Figure Map

AQCMP or designee name: Tommy Brister

AQCMP or designee signature: *Tommy Brister*Date: 03/12/2022**Air Quality Construction Mitigation Manager or Designee to Complete Checklist Daily**

<b>On Going Diesel Requirements</b>	<b>Checklist Criteria:</b>	<b>Response:</b>	<b>Notes:</b>
Update Equipment Inventory List	Equipment Updated (Y/N/NA):	YES	Newly arrived equipment is tracked
Confirm all equipment are ARB tagged on both sides and tags are Visible.	Tags Visible (Y/N):	YES	All equipment coming on site is being tagged
Make sure CEC approval tag is located on all equipment used onsite	Tags Visible (Y/N):	YES	Tags are visible
Documentation of acceptable engine tier is on file.	Equipment Updated (Y/N/NA):	YES	
Letter from each equipment owner is one file indicating that equipment is being properly maintained	Letters Updated (Y/N/NA):	YES	
All diesel heavy construction equipment shall not idle for more than 5 minutes, to the extent practical. Vehicles that need to idle as part of their normal operation (such as concrete trucks) are exempted from this requirement. Note equipment needed to idle longer than 5 min as part of normal operation in the notes section of this checklist.	Idling Limited:(Y/N)	YES	
A list of all other actions taken to control diesel construction related emissions	Other Reductions:	N/A	

AQCMP or designee name: Tommy Brister

Date: 03/14/2022**Air Quality Construction Mitigation Manager or Designee to Complete Checklist Daily****Going Requirements****Area Affected:****Requirement:****Implemented  
(Y/N):****Notes:**

Construction site entrance and Travel through	Post visible speed limit signs of a maximum of 10 MPH for unpaved	YES	Signs posted is various areas
Construction Eq Vehicle tires	Inspected and washed as necessary to clean off dirt prior to leaving	YES	Rumble plates
Construction entrance	Enter only through treated entrance roadways as noted on Site Map. Alternative route approved by CPM - If alternative route chosen indicated on Site Map and note rationale for change	YES	Gate #3 is the designated rout of entry for project. Paved road
Unpaved roads and disturbed areas in project and laydown area	Water areas to limit visible dust. If watering is required note frequency and time in notes section of checklist	YES	As needed daily
Construction areas adjacent to any paved roadways	Provided with sandbags or other measures in SWPPP to prevent runoff, note location of measures in Site Figure Map	YES	
Tire washing / cleaning station	Gravel ramps min 20 ft in length - identify location in Site Figure Map	NO	
Unpaved Exits	At all exit locations: Gravel or treated to prevent track-out - <u>identify</u>	YES	Rumble plate put in place
Paved Areas	Swept at least twice daily (or less during periods of precipitation during active days of construction)	NO	Is not being completed twice a day
Public Roadway existing construction site	500 feet of public roadway swept visually clean at least twice daily (or less during periods of precipitation) during active	YES	
Bulk transport vehicles with materials that have potential to cause visible emissions on public	Cover or wet and load so that the trucks have at least 2 feet of freeboard	YES	
Storage areas inactive for more than 10 days	Covered or treated with dust suppressants, and vehicle access will be restricted.	YES	
Construction Areas that may be disturbed and are generating fugitive dust	Install wind erosions control techniques (such as gravel, windbreaks, water, chemical dust suppressants, and/or vegetation) until soil is stabilized or permanently covered w/ vegetation.	YES	Rock has been put down
Disturbed areas Demolition Haul Trucks -	Re-Vegetated as soon as possible Travel limited to paved or	YES	No dirt traffic at the

Within the Encina Power Station  
Property

graveled surfaces - Note Routes on Site Figure Map

AQCMP or designee name: Tommy Brister

AQCMP or designee signature: Tommy Brister

Date: 03/14/2022

**Air Quality Construction Mitigation Manager or Designee to Complete Checklist Daily**

On Going Diesel Requirements	Checklist Criteria:	Response:	Notes:
Update Equipment Inventory List	Equipment Updated (Y/N/NA):	YES	Newly arrived equipment is tracked
Confirm all equipment are ARB tagged on both sides and tags are Visible.	Tags Visible (Y/N):	YES	All equipment coming on site is being tagged
Make sure CEC approval tag is located on all equipment used onsite	Tags Visible (Y/N):	YES	Tags are visible
Documentation of acceptable engine tier is on file.	Equipment Updated (Y/N/NA):	YES	
Letter from each equipment owner is one file indicating that equipment is being properly maintained	Letters Updated (Y/N/NA):	YES	
All diesel heavy construction equipment shall not idle for more than 5 minutes, to the extent practical. Vehicles that need to idle as part of their normal operation (such as concrete trucks) are exempted from this requirement. Note equipment needed to idle longer than 5 min as part of normal operation in the notes section of this checklist.	Idling Limited:(Y/N)	YES	
A list of all other actions taken to control diesel construction related emissions	Other Reductions:	N/A	

AQCMP or designee name: Tommy Brister

Date: 03/15/2022**Air Quality Construction Mitigation Manager or Designee to Complete Checklist Daily****Going Requirements****Area Affected:****Requirement:****Implemented  
(Y/N):****Notes:**

Construction site entrance and Travel through	Post visible speed limit signs of a maximum of 10 MPH for unpaved	YES	Signs posted is various areas
Construction Eq Vehicle tires	Inspected and washed as necessary to clean off dirt prior to leaving	YES	Rumble plates
Construction entrance	Enter only through treated entrance roadways as noted on Site Map. Alternative route approved by CPM - If alternative route chosen indicated on Site Map and note rationale for change	YES	Gate #3 is the designated rout of entry for project. Paved road
Unpaved roads and disturbed areas in project and laydown area	Water areas to limit visible dust. If watering is required note frequency and time in notes section of checklist	YES	As needed daily
Construction areas adjacent to any paved roadways	Provided with sandbags or other measures in SWPPP to prevent runoff, note location of measures in Site Figure Map	YES	
Tire washing / cleaning station	Gravel ramps min 20 ft in length - identify location in Site Figure Map	NO	
Unpaved Exits	At all exit locations: Gravel or treated to prevent track-out - <u>identify</u>	YES	Rumble plate put in place
Paved Areas	Swept at least twice daily (or less during periods of precipitation during active days of construction)	NO	Is not being completed twice a day
Public Roadway existing construction site	500 feet of public roadway swept visually clean at least twice daily (or less during periods of precipitation) during active	YES	
Bulk transport vehicles with materials that have potential to cause visible emissions on public	Cover or wet and load so that the trucks have at least 2 feet of freeboard	YES	
Storage areas inactive for more than 10 days	Covered or treated with dust suppressants, and vehicle access will be restricted.	YES	
Construction Areas that may be disturbed and are generating fugitive dust	Install wind erosions control techniques (such as gravel, windbreaks, water, chemical dust suppressants, and/or vegetation) until soil is stabilized or permanently covered w/ vegetation.	YES	Rock has been put down
Disturbed areas Demolition Haul Trucks -	Re-Vegetated as soon as possible Travel limited to paved or	YES	No dirt traffic at the

Within the Encina Power Station  
Property

graveled surfaces - Note Routes on Site Figure Map



AQCMP or designee name: Tommy Brister

AQCMP or designee signature: Tommy Brister

Date: 03/15/2022

**Air Quality Construction Mitigation Manager or Designee to Complete Checklist Daily**

On Going Diesel Requirements	Checklist Criteria:	Response:	Notes:
Update Equipment Inventory List	Equipment Updated (Y/N/NA):	YES	Newly arrived equipment is tracked
Confirm all equipment are ARB tagged on both sides and tags are Visible.	Tags Visible (Y/N):	YES	All equipment coming on site is being tagged
Make sure CEC approval tag is located on all equipment used onsite	Tags Visible (Y/N):	YES	Tags are visible
Documentation of acceptable engine tier is on file.	Equipment Updated (Y/N/NA):	YES	
Letter from each equipment owner is on file indicating that equipment is being properly maintained	Letters Updated (Y/N/NA):	YES	
All diesel heavy construction equipment shall not idle for more than 5 minutes, to the extent practical. Vehicles that need to idle as part of their normal operation (such as concrete trucks) are exempted from this requirement. Note equipment needed to idle longer than 5 min as part of normal operation in the notes section of this checklist.	Idling Limited:(Y/N)	YES	
A list of all other actions taken to control diesel construction related emissions	Other Reductions:	N/A	

AQCMP or designee name: Tommy Brister

Date: 03/16/2022**Air Quality Construction Mitigation Manager or Designee to Complete Checklist Daily****Going Requirements****Area Affected:****Requirement:****Implemented  
(Y/N):****Notes:**

Construction site entrance and Travel through	Post visible speed limit signs of a maximum of 10 MPH for unpaved	YES	Signs posted is various areas
Construction Eq Vehicle tires	Inspected and washed as necessary to clean off dirt prior to leaving	YES	Rumble plates
Construction entrance	Enter only through treated entrance roadways as noted on Site Map. Alternative route approved by CPM - If alternative route chosen indicated on Site Map and note rationale for change	YES	Gate #3 is the designated rout of entry for project. Paved road
Unpaved roads and disturbed areas in project and laydown area	Water areas to limit visible dust. If watering is required note frequency and time in notes section of checklist	YES	As needed daily
Construction areas adjacent to any paved roadways	Provided with sandbags or other measures in SWPPP to prevent runoff, note location of measures in Site Figure Map	YES	
Tire washing / cleaning station	Gravel ramps min 20 ft in length - identify location in Site Figure Map	NO	
Unpaved Exits	At all exit locations: Gravel or treated to prevent track-out - <u>identify</u>	YES	Rumble plate put in place
Paved Areas	Swept at least twice daily (or less during periods of precipitation during active days of construction)	NO	Is not being completed twice a day
Public Roadway existing construction site	500 feet of public roadway swept visually clean at least twice daily (or less during periods of precipitation) during active	YES	
Bulk transport vehicles with materials that have potential to cause visible emissions on public	Cover or wet and load so that the trucks have at least 2 feet of freeboard	YES	
Storage areas inactive for more than 10 days	Covered or treated with dust suppressants, and vehicle access will be restricted.	YES	
Construction Areas that may be disturbed and are generating fugitive dust	Install wind erosions control techniques (such as gravel, windbreaks, water, chemical dust suppressants, and/or vegetation) until soil is stabilized or permanently covered w/ vegetation.	YES	Rock has been put down
Disturbed areas Demolition Haul Trucks -	Re-Vegetated as soon as possible Travel limited to paved or	YES	No dirt traffic at the

Within the Encina Power Station  
Property

graveled surfaces - Note Routes on Site Figure Map

AQCMP or designee name: Tommy Brister

AQCMP or designee signature: Tommy Brister

Date: 03/16/2022

**Air Quality Construction Mitigation Manager or Designee to Complete Checklist Daily**

On Going Diesel Requirements	Checklist Criteria:	Response:	Notes:
Update Equipment Inventory List	Equipment Updated (Y/N/NA):	YES	Newly arrived equipment is tracked
Confirm all equipment are ARB tagged on both sides and tags are Visible.	Tags Visible (Y/N):	YES	All equipment coming on site is being tagged
Make sure CEC approval tag is located on all equipment used onsite	Tags Visible (Y/N):	YES	Tags are visible
Documentation of acceptable engine tier is on file.	Equipment Updated (Y/N/NA):	YES	
Letter from each equipment owner is one file indicating that equipment is being properly maintained	Letters Updated (Y/N/NA):	YES	
All diesel heavy construction equipment shall not idle for more than 5 minutes, to the extent practical. Vehicles that need to idle as part of their normal operation (such as concrete trucks) are exempted from this requirement. Note equipment needed to idle longer than 5 min as part of normal operation in the notes section of this checklist.	Idling Limited:(Y/N)	YES	
A list of all other actions taken to control diesel construction related emissions	Other Reductions:	N/A	

AQCMP or designee name: Tommy Brister

Date: 03/17/2022**Air Quality Construction Mitigation Manager or Designee to Complete Checklist Daily****Going Requirements****Area Affected:****Requirement:****Implemented  
(Y/N):****Notes:**

Construction site entrance and Travel through	Post visible speed limit signs of a maximum of 10 MPH for unpaved	YES	Signs posted is various areas
Construction Eq Vehicle tires	Inspected and washed as necessary to clean off dirt prior to leaving	YES	Rumble plates
Construction entrance	Enter only through treated entrance roadways as noted on Site Map. Alternative route approved by CPM - If alternative route chosen indicated on Site Map and note rationale for change	YES	Gate #3 is the designated rout of entry for project. Paved road
Unpaved roads and disturbed areas in project and laydown area	Water areas to limit visible dust. If watering is required note frequency and time in notes section of checklist	YES	As needed daily
Construction areas adjacent to any paved roadways	Provided with sandbags or other measures in SWPPP to prevent runoff, note location of measures in Site Figure Map	YES	
Tire washing / cleaning station	Gravel ramps min 20 ft in length - identify location in Site Figure Map	NO	
Unpaved Exits	At all exit locations: Gravel or treated to prevent track-out - <u>identify</u>	YES	Rumble plate put in place
Paved Areas	Swept at least twice daily (or less during periods of precipitation during active days of construction)	NO	Is not being completed twice a day
Public Roadway existing construction site	500 feet of public roadway swept visually clean at least twice daily (or less during periods of precipitation) during active	YES	
Bulk transport vehicles with materials that have potential to cause visible emissions on public	Cover or wet and load so that the trucks have at least 2 feet of freeboard	YES	
Storage areas inactive for more than 10 days	Covered or treated with dust suppressants, and vehicle access will be restricted.	YES	
Construction Areas that may be disturbed and are generating fugitive dust	Install wind erosions control techniques (such as gravel, windbreaks, water, chemical dust suppressants, and/or vegetation) until soil is stabilized or permanently covered w/ vegetation.	YES	Rock has been put down
Disturbed areas Demolition Haul Trucks -	Re-Vegetated as soon as possible Travel limited to paved or	YES	No dirt traffic at the

Within the Encina Power Station  
Property

graveled surfaces - Note Routes on Site Figure Map

AQCMP or designee name: Tommy Brister

AQCMP or designee signature: Tommy Brister

Date: 03/17/2022

**Air Quality Construction Mitigation Manager or Designee to Complete Checklist Daily**

On Going Diesel Requirements	Checklist Criteria:	Response:	Notes:
Update Equipment Inventory List	Equipment Updated (Y/N/NA):	YES	Newly arrived equipment is tracked
Confirm all equipment are ARB tagged on both sides and tags are Visible.	Tags Visible (Y/N):	YES	All equipment coming on site is being tagged
Make sure CEC approval tag is located on all equipment used onsite	Tags Visible (Y/N):	YES	Tags are visible
Documentation of acceptable engine tier is on file.	Equipment Updated (Y/N/NA):	YES	
Letter from each equipment owner is on file indicating that equipment is being properly maintained	Letters Updated (Y/N/NA):	YES	
All diesel heavy construction equipment shall not idle for more than 5 minutes, to the extent practical. Vehicles that need to idle as part of their normal operation (such as concrete trucks) are exempted from this requirement. Note equipment needed to idle longer than 5 min as part of normal operation in the notes section of this checklist.	Idling Limited:(Y/N)	YES	
A list of all other actions taken to control diesel construction related emissions	Other Reductions:	N/A	

AQCMP or designee name: Tommy Brister

Date: 03/18/2022

**Air Quality Construction Mitigation Manager or Designee to Complete Checklist Daily****Going Requirements****Area Affected:****Requirement:****Implemented  
(Y/N):****Notes:**

Construction site entrance and Travel through	Post visible speed limit signs of a maximum of 10 MPH for unpaved	YES	Signs posted in various areas
Construction Eq Vehicle tires	Inspected and washed as necessary to clean off dirt prior to leaving	YES	Rumble plates
Construction entrance	Enter only through treated entrance roadways as noted on Site Map. Alternative route approved by CPM - If alternative route chosen indicated on Site Map and note rationale for change	YES	Gate #3 is the designated route of entry for project. Paved road
Unpaved roads and disturbed areas in project and laydown area	Water areas to limit visible dust. If watering is required note frequency and time in notes section of checklist	YES	As needed daily
Construction areas adjacent to any paved roadways	Provided with sandbags or other measures in SWPPP to prevent runoff, note location of measures in Site Figure Map	YES	
Tire washing / cleaning station	Gravel ramps min 20 ft in length - identify location in Site Figure Map	NO	
Unpaved Exits	At all exit locations: Gravel or treated to prevent track-out - identify	YES	Rumble plate put in place
Paved Areas	Swept at least twice daily (or less during periods of precipitation during active days of construction)	NO	Is not being completed twice a day
Public Roadway existing construction site	500 feet of public roadway swept visually clean at least twice daily (or less during periods of precipitation) during active	YES	
Bulk transport vehicles with materials that have potential to cause visible emissions on public	Cover or wet and load so that the trucks have at least 2 feet of freeboard	YES	
Storage areas inactive for more than 10 days	Covered or treated with dust suppressants, and vehicle access will be restricted.	YES	
Construction Areas that may be disturbed and are generating fugitive dust	Install wind erosion control techniques (such as gravel, windbreaks, water, chemical dust suppressants, and/or vegetation) until soil is stabilized or permanently covered w/ vegetation.	YES	Rock has been put down
Disturbed areas Demolition Haul Trucks -	Re-Vegetated as soon as possible Travel limited to paved or	YES	No dirt traffic at the

Within the Encina Power Station  
Property

graveled surfaces - Note Routes on Site Figure Map

AQCMP or designee name: Tommy Brister

AQCMP or designee signature: Tommy Brister

Date: 03/18/2022

**Air Quality Construction Mitigation Manager or Designee to Complete Checklist Daily****On Going Diesel Requirements**

	<b>Checklist Criteria:</b>	<b>Response:</b>	<b>Notes:</b>
Update Equipment Inventory List	Equipment Updated (Y/N/NA):	YES	Newly arrived equipment is tracked
Confirm all equipment are ARB tagged on both sides and tags are Visible.	Tags Visible (Y/N):	YES	All equipment coming on site is being tagged
Make sure CEC approval tag is located on all equipment used onsite	Tags Visible (Y/N):	YES	Tags are visible
Documentation of acceptable engine tier is on file.	Equipment Updated (Y/N/NA):	YES	
Letter from each equipment owner is on file indicating that equipment is being properly maintained	Letters Updated (Y/N/NA):	YES	
All diesel heavy construction equipment shall not idle for more than 5 minutes, to the extent practical. Vehicles that need to idle as part of their normal operation (such as concrete trucks) are exempted from this requirement. Note equipment needed to idle longer than 5 min as part of normal operation in the notes section of this checklist.	Idling Limited:(Y/N)	YES	
A list of all other actions taken to control diesel construction related emissions	Other Reductions:	N/A	

AQCMP or designee name: Tommy Brister

Date: 03/19/2022

**Air Quality Construction Mitigation Manager or Designee to Complete Checklist Daily****Going Requirements****Area Affected:****Requirement:****Implemented  
(Y/N):****Notes:**

Construction site entrance and Travel through	Post visible speed limit signs of a maximum of 10 MPH for unpaved	YES	Signs posted is various areas
Construction Eq Vehicle tires	Inspected and washed as necessary to clean off dirt prior to leaving	YES	Rumble plates
Construction entrance	Enter only through treated entrance roadways as noted on Site Map. Alternative route approved by CPM - If alternative route chosen indicated on Site Map and note rationale for change	YES	Gate #3 is the designated rout of entry for project. Paved road
Unpaved roads and disturbed areas in project and laydown area	Water areas to limit visible dust. If watering is required note frequency and time in notes section of checklist	YES	As needed daily
Construction areas adjacent to any paved roadways	Provided with sandbags or other measures in SWPPP to prevent runoff, note location of measures in Site Figure Map	YES	
Tire washing / cleaning station	Gravel ramps min 20 ft in length - identify location in Site Figure Map	NO	
Unpaved Exits	At all exit locations: Gravel or treated to prevent track-out - identify	YES	Rumble plate put in place
Paved Areas	Swept at least twice daily (or less during periods of precipitation during active days of construction)	NO	Is not being completed twice a day
Public Roadway existing construction site	500 feet of public roadway swept visually clean at least twice daily (or less during periods of precipitation) during active	YES	
Bulk transport vehicles with materials that have potential to cause visible emissions on public	Cover or wet and load so that the trucks have at least 2 feet of freeboard	YES	
Storage areas inactive for more than 10 days	Covered or treated with dust suppressants, and vehicle access will be restricted.	YES	
Construction Areas that may be disturbed and are generating fugitive dust	Install wind erosions control techniques (such as gravel, windbreaks, water, chemical dust suppressants, and/or vegetation) until soil is stabilized or permanently covered w/ vegetation.	YES	Rock has been put down
Disturbed areas Demolition Haul Trucks -	Re-Vegetated as soon as possible Travel limited to paved or	YES	No dirt traffic at the

Within the Encina Power Station  
Property

graveled surfaces - Note Routes on Site Figure Map



AQCMP or designee name: Tommy Brister

AQCMP or designee signature: Tommy Brister

Date: 03/19/2022

**Air Quality Construction Mitigation Manager or Designee to Complete Checklist Daily****On Going Diesel Requirements**

	<b>Checklist Criteria:</b>	<b>Response:</b>	<b>Notes:</b>
Update Equipment Inventory List	Equipment Updated (Y/N/NA):	YES	Newly arrived equipment is tracked
Confirm all equipment are ARB tagged on both sides and tags are Visible.	Tags Visible (Y/N):	YES	All equipment coming on site is being tagged
Make sure CEC approval tag is located on all equipment used onsite	Tags Visible (Y/N):	YES	Tags are visible
Documentation of acceptable engine tier is on file.	Equipment Updated (Y/N/NA):	YES	
Letter from each equipment owner is one file indicating that equipment is being properly maintained	Letters Updated (Y/N/NA):	YES	
All diesel heavy construction equipment shall not idle for more than 5 minutes, to the extent practical. Vehicles that need to idle as part of their normal operation (such as concrete trucks) are exempted from this requirement. Note equipment needed to idle longer than 5 min as part of normal operation in the notes section of this checklist.	Idling Limited:(Y/N)	YES	
A list of all other actions taken to control diesel construction related emissions	Other Reductions:	N/A	

AQCMP or designee name: Tommy Brister

Date: 03/21/2022**Air Quality Construction Mitigation Manager or Designee to Complete Checklist Daily****Going Requirements****Area Affected:****Requirement:****Implemented  
(Y/N):****Notes:**

Construction site entrance and Travel through	Post visible speed limit signs of a maximum of 10 MPH for unpaved	YES	Signs posted is various areas
Construction Eq Vehicle tires	Inspected and washed as necessary to clean off dirt prior to leaving	YES	Rumble plates
Construction entrance	Enter only through treated entrance roadways as noted on Site Map. Alternative route approved by CPM - If alternative route chosen indicated on Site Map and note rationale for change	YES	Gate #3 is the designated rout of entry for project. Paved road
Unpaved roads and disturbed areas in project and laydown area	Water areas to limit visible dust. If watering is required note frequency and time in notes section of checklist	YES	As needed daily
Construction areas adjacent to any paved roadways	Provided with sandbags or other measures in SWPPP to prevent runoff, note location of measures in Site Figure Map	YES	
Tire washing / cleaning station	Gravel ramps min 20 ft in length - identify location in Site Figure Map	NO	
Unpaved Exits	At all exit locations: Gravel or treated to prevent track-out - <u>identify</u>	YES	Rumble plate put in place
Paved Areas	Swept at least twice daily (or less during periods of precipitation during active days of construction)	NO	Is not being completed twice a day
Public Roadway existing construction site	500 feet of public roadway swept visually clean at least twice daily (or less during periods of precipitation) during active	YES	
Bulk transport vehicles with materials that have potential to cause visible emissions on public	Cover or wet and load so that the trucks have at least 2 feet of freeboard	YES	
Storage areas inactive for more than 10 days	Covered or treated with dust suppressants, and vehicle access will be restricted.	YES	
Construction Areas that may be disturbed and are generating fugitive dust	Install wind erosions control techniques (such as gravel, windbreaks, water, chemical dust suppressants, and/or vegetation) until soil is stabilized or permanently covered w/ vegetation.	YES	Rock has been put down
Disturbed areas Demolition Haul Trucks -	Re-Vegetated as soon as possible Travel limited to paved or	YES	No dirt traffic at the

Within the Encina Power Station  
Property

graveled surfaces - Note Routes on Site Figure Map

AQCMP or designee name: Tommy Brister

AQCMP or designee signature: Tommy Brister

Date: 03/21/2022

**Air Quality Construction Mitigation Manager or Designee to Complete Checklist Daily**

On Going Diesel Requirements	Checklist Criteria:	Response:	Notes:
Update Equipment Inventory List	Equipment Updated (Y/N/NA):	YES	Newly arrived equipment is tracked
Confirm all equipment are ARB tagged on both sides and tags are Visible.	Tags Visible (Y/N):	YES	All equipment coming on site is being tagged
Make sure CEC approval tag is located on all equipment used onsite	Tags Visible (Y/N):	YES	Tags are visible
Documentation of acceptable engine tier is on file.	Equipment Updated (Y/N/NA):	YES	
Letter from each equipment owner is on file indicating that equipment is being properly maintained	Letters Updated (Y/N/NA):	YES	
All diesel heavy construction equipment shall not idle for more than 5 minutes, to the extent practical. Vehicles that need to idle as part of their normal operation (such as concrete trucks) are exempted from this requirement. Note equipment needed to idle longer than 5 min as part of normal operation in the notes section of this checklist.	Idling Limited:(Y/N)	YES	
A list of all other actions taken to control diesel construction related emissions	Other Reductions:	N/A	

AQCMP or designee name: Tommy Brister

Date: 03/22/2022**Air Quality Construction Mitigation Manager or Designee to Complete Checklist Daily****Going Requirements****Area Affected:****Requirement:****Implemented  
(Y/N):****Notes:**

Construction site entrance and Travel through	Post visible speed limit signs of a maximum of 10 MPH for unpaved	YES	Signs posted is various areas
Construction Eq Vehicle tires	Inspected and washed as necessary to clean off dirt prior to leaving	YES	Rumble plates
Construction entrance	Enter only through treated entrance roadways as noted on Site Map. Alternative route approved by CPM - If alternative route chosen indicated on Site Map and note rationale for change	YES	Gate #3 is the designated rout of entry for project. Paved road
Unpaved roads and disturbed areas in project and laydown area	Water areas to limit visible dust. If watering is required note frequency and time in notes section of checklist	YES	As needed daily
Construction areas adjacent to any paved roadways	Provided with sandbags or other measures in SWPPP to prevent runoff, note location of measures in Site Figure Map	YES	
Tire washing / cleaning station	Gravel ramps min 20 ft in length - identify location in Site Figure Map	NO	
Unpaved Exits	At all exit locations: Gravel or treated to prevent track-out - <u>identify</u>	YES	Rumble plate put in place
Paved Areas	Swept at least twice daily (or less during periods of precipitation during active days of construction)	NO	Is not being completed twice a day
Public Roadway existing construction site	500 feet of public roadway swept visually clean at least twice daily (or less during periods of precipitation) during active	YES	
Bulk transport vehicles with materials that have potential to cause visible emissions on public	Cover or wet and load so that the trucks have at least 2 feet of freeboard	YES	
Storage areas inactive for more than 10 days	Covered or treated with dust suppressants, and vehicle access will be restricted.	YES	
Construction Areas that may be disturbed and are generating fugitive dust	Install wind erosions control techniques (such as gravel, windbreaks, water, chemical dust suppressants, and/or vegetation) until soil is stabilized or permanently covered w/ vegetation.	YES	Rock has been put down
Disturbed areas Demolition Haul Trucks -	Re-Vegetated as soon as possible Travel limited to paved or	YES	No dirt traffic at the

Within the Encina Power Station  
Property

graveled surfaces - Note Routes on Site Figure Map

AQCMP or designee name: Tommy Brister

AQCMP or designee signature: Tommy Brister

Date: 03/22/2022

**Air Quality Construction Mitigation Manager or Designee to Complete Checklist Daily**

On Going Diesel Requirements	Checklist Criteria:	Response:	Notes:
Update Equipment Inventory List	Equipment Updated (Y/N/NA):	YES	Newly arrived equipment is tracked
Confirm all equipment are ARB tagged on both sides and tags are Visible.	Tags Visible (Y/N):	YES	All equipment coming on site is being tagged
Make sure CEC approval tag is located on all equipment used onsite	Tags Visible (Y/N):	YES	Tags are visible
Documentation of acceptable engine tier is on file.	Equipment Updated (Y/N/NA):	YES	
Letter from each equipment owner is one file indicating that equipment is being properly maintained	Letters Updated (Y/N/NA):	YES	
All diesel heavy construction equipment shall not idle for more than 5 minutes, to the extent practical. Vehicles that need to idle as part of their normal operation (such as concrete trucks) are exempted from this requirement. Note equipment needed to idle longer than 5 min as part of normal operation in the notes section of this checklist.	Idling Limited:(Y/N)	YES	
A list of all other actions taken to control diesel construction related emissions	Other Reductions:	N/A	

AQCMP or designee name: Tommy Brister

Date: 03/23/2022

**Air Quality Construction Mitigation Manager or Designee to Complete Checklist Daily****Going Requirements****Area Affected:****Requirement:****Implemented  
(Y/N):****Notes:**

Construction site entrance and Travel through	Post visible speed limit signs of a maximum of 10 MPH for unpaved	YES	Signs posted is various areas
Construction Eq Vehicle tires	Inspected and washed as necessary to clean off dirt prior to leaving	YES	Rumble plates
Construction entrance	Enter only through treated entrance roadways as noted on Site Map. Alternative route approved by CPM - If alternative route chosen indicated on Site Map and note rationale for change	YES	Gate #3 is the designated rout of entry for project. Paved road
Unpaved roads and disturbed areas in project and laydown area	Water areas to limit visible dust. If watering is required note frequency and time in notes section of checklist	YES	As needed daily
Construction areas adjacent to any paved roadways	Provided with sandbags or other measures in SWPPP to prevent runoff, note location of measures in Site Figure Map	YES	
Tire washing / cleaning station	Gravel ramps min 20 ft in length - identify location in Site Figure Map	NO	
Unpaved Exits	At all exit locations: Gravel or treated to prevent track-out - <u>identify</u>	YES	Rumble plate put in place
Paved Areas	Swept at least twice daily (or less during periods of precipitation during active days of construction)	NO	Is not being completed twice a day
Public Roadway existing construction site	500 feet of public roadway swept visually clean at least twice daily (or less during periods of precipitation) during active	YES	
Bulk transport vehicles with materials that have potential to cause visible emissions on public	Cover or wet and load so that the trucks have at least 2 feet of freeboard	YES	
Storage areas inactive for more than 10 days	Covered or treated with dust suppressants, and vehicle access will be restricted.	YES	
Construction Areas that may be disturbed and are generating fugitive dust	Install wind erosions control techniques (such as gravel, windbreaks, water, chemical dust suppressants, and/or vegetation) until soil is stabilized or permanently covered w/ vegetation.	YES	Rock has been put down
Disturbed areas Demolition Haul Trucks -	Re-Vegetated as soon as possible Travel limited to paved or	YES	No dirt traffic at the

Within the Encina Power Station  
Property

graveled surfaces - Note Routes on Site Figure Map

AQCMP or designee name: Tommy Brister

AQCMP or designee signature: Tommy Brister

Date: 03/23/2022

**Air Quality Construction Mitigation Manager or Designee to Complete Checklist Daily**

On Going Diesel Requirements	Checklist Criteria:	Response:	Notes:
Update Equipment Inventory List	Equipment Updated (Y/N/NA):	YES	Newly arrived equipment is tracked
Confirm all equipment are ARB tagged on both sides and tags are Visible.	Tags Visible (Y/N):	YES	All equipment coming on site is being tagged
Make sure CEC approval tag is located on all equipment used onsite	Tags Visible (Y/N):	YES	Tags are visible
Documentation of acceptable engine tier is on file.	Equipment Updated (Y/N/NA):	YES	
Letter from each equipment owner is one file indicating that equipment is being properly maintained	Letters Updated (Y/N/NA):	YES	
All diesel heavy construction equipment shall not idle for more than 5 minutes, to the extent practical. Vehicles that need to idle as part of their normal operation (such as concrete trucks) are exempted from this requirement. Note equipment needed to idle longer than 5 min as part of normal operation in the notes section of this checklist.	Idling Limited:(Y/N)	YES	
A list of all other actions taken to control diesel construction related emissions	Other Reductions:	N/A	

AQCMP or designee name: Tommy Brister

Date: 03/24/2022

**Air Quality Construction Mitigation Manager or Designee to Complete Checklist Daily****Going Requirements****Area Affected:****Requirement:**

		<b>Implemented (Y/N):</b>	<b>Notes:</b>
Construction site entrance and Travel through	Post visible speed limit signs of a maximum of 10 MPH for unpaved	YES	Signs posted is various areas
Construction Eq Vehicle tires	Inspected and washed as necessary to clean off dirt prior to leaving	YES	Rumble plates
Construction entrance	Enter only through treated entrance roadways as noted on Site Map. Alternative route approved by CPM - If alternative route chosen indicated on Site Map and note rationale for change	YES	Gate #3 is the designated rout of entry for project. Paved road
Unpaved roads and disturbed areas in project and laydown area	Water areas to limit visible dust. If watering is required note frequency and time in notes section of checklist	YES	As needed daily
Construction areas adjacent to any paved roadways	Provided with sandbags or other measures in SWPPP to prevent runoff, note location of measures in Site Figure Map	YES	
Tire washing / cleaning station	Gravel ramps min 20 ft in length - identify location in Site Figure Map	NO	
Unpaved Exits	At all exit locations: Gravel or treated to prevent track-out - identify	YES	Rumble plate put in place
Paved Areas	Swept at least twice daily (or less during periods of precipitation during active days of construction)	NO	Is not being completed twice a day
Public Roadway existing construction site	500 feet of public roadway swept visually clean at least twice daily (or less during periods of precipitation) during active	YES	
Bulk transport vehicles with materials that have potential to cause visible emissions on public	Cover or wet and load so that the trucks have at least 2 feet of freeboard	YES	
Storage areas inactive for more than 10 days	Covered or treated with dust suppressants, and vehicle access will be restricted.	YES	
Construction Areas that may be disturbed and are generating fugitive dust	Install wind erosions control techniques (such as gravel, windbreaks, water, chemical dust suppressants, and/or vegetation) until soil is stabilized or permanently covered w/ vegetation.	YES	Rock has been put down
Disturbed areas Demolition Haul Trucks -	Re-Vegetated as soon as possible Travel limited to paved or	YES	No dirt traffic at the

Within the Encina Power Station  
Property

graveled surfaces - Note Routes on Site Figure Map



AQCMP or designee name: Tommy Brister

AQCMP or designee signature: Tommy Brister

Date: 03/24/2022

**Air Quality Construction Mitigation Manager or Designee to Complete Checklist Daily**

On Going Diesel Requirements	Checklist Criteria:	Response:	Notes:
Update Equipment Inventory List	Equipment Updated (Y/N/NA):	YES	Newly arrived equipment is tracked
Confirm all equipment are ARB tagged on both sides and tags are Visible.	Tags Visible (Y/N):	YES	All equipment coming on site is being tagged
Make sure CEC approval tag is located on all equipment used onsite	Tags Visible (Y/N):	YES	Tags are visible
Documentation of acceptable engine tier is on file.	Equipment Updated (Y/N/NA):	YES	
Letter from each equipment owner is one file indicating that equipment is being properly maintained	Letters Updated (Y/N/NA):	YES	
All diesel heavy construction equipment shall not idle for more than 5 minutes, to the extent practical. Vehicles that need to idle as part of their normal operation (such as concrete trucks) are exempted from this requirement. Note equipment needed to idle longer than 5 min as part of normal operation in the notes section of this checklist.	Idling Limited:(Y/N)	YES	
A list of all other actions taken to control diesel construction related emissions	Other Reductions:	N/A	

AQCMP or designee name: Tommy Brister

Date: 03/25/2022

**Air Quality Construction Mitigation Manager or Designee to Complete Checklist Daily****Going Requirements****Area Affected:****Requirement:****Implemented  
(Y/N):****Notes:**

Construction site entrance and Travel through	Post visible speed limit signs of a maximum of 10 MPH for unpaved	YES	Signs posted is various areas
Construction Eq Vehicle tires	Inspected and washed as necessary to clean off dirt prior to leaving	YES	Rumble plates
Construction entrance	Enter only through treated entrance roadways as noted on Site Map. Alternative route approved by CPM - If alternative route chosen indicated on Site Map and note rationale for change	YES	Gate #3 is the designated rout of entry for project. Paved road
Unpaved roads and disturbed areas in project and laydown area	Water areas to limit visible dust. If watering is required note frequency and time in notes section of checklist	YES	As needed daily
Construction areas adjacent to any paved roadways	Provided with sandbags or other measures in SWPPP to prevent runoff, note location of measures in Site Figure Map	YES	
Tire washing / cleaning station	Gravel ramps min 20 ft in length - identify location in Site Figure Map	NO	
Unpaved Exits	At all exit locations: Gravel or treated to prevent track-out - identify	YES	Rumble plate put in place
Paved Areas	Swept at least twice daily (or less during periods of precipitation during active days of construction)	NO	Is not being completed twice a day
Public Roadway existing construction site	500 feet of public roadway swept visually clean at least twice daily (or less during periods of precipitation) during active	YES	
Bulk transport vehicles with materials that have potential to cause visible emissions on public	Cover or wet and load so that the trucks have at least 2 feet of freeboard	YES	
Storage areas inactive for more than 10 days	Covered or treated with dust suppressants, and vehicle access will be restricted.	YES	
Construction Areas that may be disturbed and are generating fugitive dust	Install wind erosions control techniques (such as gravel, windbreaks, water, chemical dust suppressants, and/or vegetation) until soil is stabilized or permanently covered w/ vegetation.	YES	Rock has been put down
Disturbed areas Demolition Haul Trucks -	Re-Vegetated as soon as possible Travel limited to paved or	YES	No dirt traffic at the

Within the Encina Power Station  
Property

graveled surfaces - Note Routes on Site Figure Map

AQCMP or designee name: Tommy Brister

AQCMP or designee signature: *Tommy Brister*Date: 03/25/2022**Air Quality Construction Mitigation Manager or Designee to Complete Checklist Daily**

<b>On Going Diesel Requirements</b>	<b>Checklist Criteria:</b>	<b>Response:</b>	<b>Notes:</b>
Update Equipment Inventory List	Equipment Updated (Y/N/NA):	YES	Newly arrived equipment is tracked
Confirm all equipment are ARB tagged on both sides and tags are Visible.	Tags Visible (Y/N):	YES	All equipment coming on site is being tagged
Make sure CEC approval tag is located on all equipment used onsite	Tags Visible (Y/N):	YES	Tags are visible
Documentation of acceptable engine tier is on file.	Equipment Updated (Y/N/NA):	YES	
Letter from each equipment owner is on file indicating that equipment is being properly maintained	Letters Updated (Y/N/NA):	YES	
All diesel heavy construction equipment shall not idle for more than 5 minutes, to the extent practical. Vehicles that need to idle as part of their normal operation (such as concrete trucks) are exempted from this requirement. Note equipment needed to idle longer than 5 min as part of normal operation in the notes section of this checklist.	Idling Limited:(Y/N)	YES	
A list of all other actions taken to control diesel construction related emissions	Other Reductions:	N/A	

AQCMP or designee name: Tommy Brister

Date: 03/26/2022

**Air Quality Construction Mitigation Manager or Designee to Complete Checklist Daily****Going Requirements****Area Affected:****Requirement:****Implemented  
(Y/N):****Notes:**

Construction site entrance and Travel through	Post visible speed limit signs of a maximum of 10 MPH for unpaved	YES	Signs posted is various areas
Construction Eq Vehicle tires	Inspected and washed as necessary to clean off dirt prior to leaving	YES	Rumble plates
Construction entrance	Enter only through treated entrance roadways as noted on Site Map. Alternative route approved by CPM - If alternative route chosen indicated on Site Map and note rationale for change	YES	Gate #3 is the designated rout of entry for project. Paved road
Unpaved roads and disturbed areas in project and laydown area	Water areas to limit visible dust. If watering is required note frequency and time in notes section of checklist	YES	As needed daily
Construction areas adjacent to any paved roadways	Provided with sandbags or other measures in SWPPP to prevent runoff, note location of measures in Site Figure Map	YES	
Tire washing / cleaning station	Gravel ramps min 20 ft in length - identify location in Site Figure Map	NO	
Unpaved Exits	At all exit locations: Gravel or treated to prevent track-out - <u>identify</u>	YES	Rumble plate put in place
Paved Areas	Swept at least twice daily (or less during periods of precipitation during active days of construction)	NO	Is not being completed twice a day
Public Roadway existing construction site	500 feet of public roadway swept visually clean at least twice daily (or less during periods of precipitation) during active	YES	
Bulk transport vehicles with materials that have potential to cause visible emissions on public	Cover or wet and load so that the trucks have at least 2 feet of freeboard	YES	
Storage areas inactive for more than 10 days	Covered or treated with dust suppressants, and vehicle access will be restricted.	YES	
Construction Areas that may be disturbed and are generating fugitive dust	Install wind erosions control techniques (such as gravel, windbreaks, water, chemical dust suppressants, and/or vegetation) until soil is stabilized or permanently covered w/ vegetation.	YES	Rock has been put down
Disturbed areas Demolition Haul Trucks -	Re-Vegetated as soon as possible Travel limited to paved or	YES	No dirt traffic at the

Within the Encina Power Station  
Property

graveled surfaces - Note Routes on Site Figure Map

AQCMP or designee name: Tommy Brister

AQCMP or designee signature: Tommy Brister

Date: 03/26/2022

**Air Quality Construction Mitigation Manager or Designee to Complete Checklist Daily**

On Going Diesel Requirements	Checklist Criteria:	Response:	Notes:
Update Equipment Inventory List	Equipment Updated (Y/N/NA):	YES	Newly arrived equipment is tracked
Confirm all equipment are ARB tagged on both sides and tags are Visible.	Tags Visible (Y/N):	YES	All equipment coming on site is being tagged
Make sure CEC approval tag is located on all equipment used onsite	Tags Visible (Y/N):	YES	Tags are visible
Documentation of acceptable engine tier is on file.	Equipment Updated (Y/N/NA):	YES	
Letter from each equipment owner is one file indicating that equipment is being properly maintained	Letters Updated (Y/N/NA):	YES	
All diesel heavy construction equipment shall not idle for more than 5 minutes, to the extent practical. Vehicles that need to idle as part of their normal operation (such as concrete trucks) are exempted from this requirement. Note equipment needed to idle longer than 5 min as part of normal operation in the notes section of this checklist.	Idling Limited:(Y/N)	YES	
A list of all other actions taken to control diesel construction related emissions	Other Reductions:	N/A	

AQCMP or designee name: Tommy Brister

Date: 03/28/2022**Air Quality Construction Mitigation Manager or Designee to Complete Checklist Daily****Going Requirements****Area Affected:****Requirement:****Implemented  
(Y/N):****Notes:**

Construction site entrance and Travel through	Post visible speed limit signs of a maximum of 10 MPH for unpaved	YES	Signs posted is various areas
Construction Eq Vehicle tires	Inspected and washed as necessary to clean off dirt prior to leaving	YES	Rumble plates
Construction entrance	Enter only through treated entrance roadways as noted on Site Map. Alternative route approved by CPM - If alternative route chosen indicated on Site Map and note rationale for change	YES	Gate #3 is the designated rout of entry for project. Paved road
Unpaved roads and disturbed areas in project and laydown area	Water areas to limit visible dust. If watering is required note frequency and time in notes section of checklist	YES	As needed daily
Construction areas adjacent to any paved roadways	Provided with sandbags or other measures in SWPPP to prevent runoff, note location of measures in Site Figure Map	YES	
Tire washing / cleaning station	Gravel ramps min 20 ft in length - identify location in Site Figure Map	NO	
Unpaved Exits	At all exit locations: Gravel or treated to prevent track-out - <u>identify</u>	YES	Rumble plate put in place
Paved Areas	Swept at least twice daily (or less during periods of precipitation during active days of construction)	NO	Is not being completed twice a day
Public Roadway existing construction site	500 feet of public roadway swept visually clean at least twice daily (or less during periods of precipitation) during active	YES	
Bulk transport vehicles with materials that have potential to cause visible emissions on public	Cover or wet and load so that the trucks have at least 2 feet of freeboard	YES	
Storage areas inactive for more than 10 days	Covered or treated with dust suppressants, and vehicle access will be restricted.	YES	
Construction Areas that may be disturbed and are generating fugitive dust	Install wind erosions control techniques (such as gravel, windbreaks, water, chemical dust suppressants, and/or vegetation) until soil is stabilized or permanently covered w/ vegetation.	YES	Rock has been put down
Disturbed areas Demolition Haul Trucks -	Re-Vegetated as soon as possible Travel limited to paved or	YES	No dirt traffic at the

Within the Encina Power Station  
Property

graveled surfaces - Note Routes on Site Figure Map

AQCMP or designee name: Tommy Brister

AQCMP or designee signature: Tommy Brister

Date: 03/28/2022

**Air Quality Construction Mitigation Manager or Designee to Complete Checklist Daily**

On Going Diesel Requirements	Checklist Criteria:	Response:	Notes:
Update Equipment Inventory List	Equipment Updated (Y/N/NA):	YES	Newly arrived equipment is tracked
Confirm all equipment are ARB tagged on both sides and tags are Visible.	Tags Visible (Y/N):	YES	All equipment coming on site is being tagged
Make sure CEC approval tag is located on all equipment used onsite	Tags Visible (Y/N):	YES	Tags are visible
Documentation of acceptable engine tier is on file.	Equipment Updated (Y/N/NA):	YES	
Letter from each equipment owner is on file indicating that equipment is being properly maintained	Letters Updated (Y/N/NA):	YES	
All diesel heavy construction equipment shall not idle for more than 5 minutes, to the extent practical. Vehicles that need to idle as part of their normal operation (such as concrete trucks) are exempted from this requirement. Note equipment needed to idle longer than 5 min as part of normal operation in the notes section of this checklist.	Idling Limited:(Y/N)	YES	
A list of all other actions taken to control diesel construction related emissions	Other Reductions:	N/A	

AQCMP or designee name: Tommy Brister

Date: 03/29/2022

**Air Quality Construction Mitigation Manager or Designee to Complete Checklist Daily****Going Requirements****Area Affected:****Requirement:****Implemented  
(Y/N):****Notes:**

Construction site entrance and Travel through	Post visible speed limit signs of a maximum of 10 MPH for unpaved	YES	Signs posted in various areas
Construction Eq Vehicle tires	Inspected and washed as necessary to clean off dirt prior to leaving	YES	Rumble plates
Construction entrance	Enter only through treated entrance roadways as noted on Site Map. Alternative route approved by CPM - If alternative route chosen indicated on Site Map and note rationale for change	YES	Gate #3 is the designated route of entry for project. Paved road
Unpaved roads and disturbed areas in project and laydown area	Water areas to limit visible dust. If watering is required note frequency and time in notes section of checklist	YES	As needed daily
Construction areas adjacent to any paved roadways	Provided with sandbags or other measures in SWPPP to prevent runoff, note location of measures in Site Figure Map	YES	
Tire washing / cleaning station	Gravel ramps min 20 ft in length - identify location in Site Figure Map	NO	
Unpaved Exits	At all exit locations: Gravel or treated to prevent track-out - <u>identify</u>	YES	Rumble plate put in place
Paved Areas	Swept at least twice daily (or less during periods of precipitation during active days of construction)	NO	Is not being completed twice a day
Public Roadway existing construction site	500 feet of public roadway swept visually clean at least twice daily (or less during periods of precipitation) during active	YES	
Bulk transport vehicles with materials that have potential to cause visible emissions on public	Cover or wet and load so that the trucks have at least 2 feet of freeboard	YES	
Storage areas inactive for more than 10 days	Covered or treated with dust suppressants, and vehicle access will be restricted.	YES	
Construction Areas that may be disturbed and are generating fugitive dust	Install wind erosion control techniques (such as gravel, windbreaks, water, chemical dust suppressants, and/or vegetation) until soil is stabilized or permanently covered w/ vegetation.	YES	Rock has been put down
Disturbed areas Demolition Haul Trucks -	Re-Vegetated as soon as possible Travel limited to paved or	YES	No dirt traffic at the

Within the Encina Power Station  
Property

graveled surfaces - Note Routes on Site Figure Map



Air Quality Construction Mitigation Plan for the Carlsbad Energy Center Project

AQCMP or designee name: Tommy Brister

AQCMP or designee signature: *Tommy Brister*

Date: 03/29/2022

**Air Quality Construction Mitigation Manager or Designee to Complete Checklist Daily**

On Going Diesel Requirements	Checklist Criteria:	Response:	Notes:
Update Equipment Inventory List	Equipment Updated (Y/N/NA):	YES	Newly arrived equipment is tracked
Confirm all equipment are ARB tagged on both sides and tags are Visible.	Tags Visible (Y/N):	YES	All equipment coming on site is being tagged
Make sure CEC approval tag is located on all equipment used onsite	Tags Visible (Y/N):	YES	Tags are visible
Documentation of acceptable engine tier is on file.	Equipment Updated (Y/N/NA):	YES	
Letter from each equipment owner is on file indicating that equipment is being properly maintained	Letters Updated (Y/N/NA):	YES	
All diesel heavy construction equipment shall not idle for more than 5 minutes, to the extent practical. Vehicles that need to idle as part of their normal operation (such as concrete trucks) are exempted from this requirement. Note equipment needed to idle longer than 5 min as part of normal operation in the notes section of this checklist.	Idling Limited:(Y/N)	YES	
A list of all other actions taken to control diesel construction related emissions	Other Reductions:	N/A	

AQCMP or designee name: Tommy Brister

Date: 03/30/2022

**Air Quality Construction Mitigation Manager or Designee to Complete Checklist Daily****Going Requirements****Area Affected:****Requirement:****Implemented  
(Y/N):****Notes:**

Construction site entrance and Travel through	Post visible speed limit signs of a maximum of 10 MPH for unpaved	YES	Signs posted in various areas
Construction Equipment Vehicle tires	Inspected and washed as necessary to clean off dirt prior to leaving	YES	Rumble plates
Construction entrance	Enter only through treated entrance roadways as noted on Site Map. Alternative route approved by CPM - If alternative route chosen indicated on Site Map and note rationale for change	YES	Gate #3 is the designated route of entry for project. Paved road
Unpaved roads and disturbed areas in project and laydown area	Water areas to limit visible dust. If watering is required note frequency and time in notes section of checklist	YES	As needed daily
Construction areas adjacent to any paved roadways	Provided with sandbags or other measures in SWPPP to prevent runoff, note location of measures in Site Figure Map	YES	
Tire washing / cleaning station	Gravel ramps min 20 ft in length - identify location in Site Figure Map	NO	
Unpaved Exits	At all exit locations: Gravel or treated to prevent track-out - <u>identify</u>	YES	Rumble plate put in place
Paved Areas	Swept at least twice daily (or less during periods of precipitation during active days of construction)	NO	Is not being completed twice a day
Public Roadway existing construction site	500 feet of public roadway swept visually clean at least twice daily (or less during periods of precipitation) during active	YES	
Bulk transport vehicles with materials that have potential to cause visible emissions on public	Cover or wet and load so that the trucks have at least 2 feet of freeboard	YES	
Storage areas inactive for more than 10 days	Covered or treated with dust suppressants, and vehicle access will be restricted.	YES	
Construction Areas that may be disturbed and are generating fugitive dust	Install wind erosion control techniques (such as gravel, windbreaks, water, chemical dust suppressants, and/or vegetation) until soil is stabilized or permanently covered w/ vegetation.	YES	Rock has been put down
Disturbed areas Demolition Haul Trucks -	Re-Vegetated as soon as possible Travel limited to paved or	YES	No dirt traffic at the

Within the Encina Power Station  
Property

graveled surfaces - Note Routes on Site Figure Map

Air Quality Construction Mitigation Plan for the Carlsbad Energy Center Project

AQCMP or designee name: Tommy Brister

AQCMP or designee signature: *Tommy Brister*

Date: 03/30/2022

**Air Quality Construction Mitigation Manager or Designee to Complete Checklist Daily**

On Going Diesel Requirements	Checklist Criteria:	Response:	Notes:
Update Equipment Inventory List	Equipment Updated (Y/N/NA):	YES	Newly arrived equipment is tracked
Confirm all equipment are ARB tagged on both sides and tags are Visible.	Tags Visible (Y/N):	YES	All equipment coming on site is being tagged
Make sure CEC approval tag is located on all equipment used onsite	Tags Visible (Y/N):	YES	Tags are visible
Documentation of acceptable engine tier is on file.	Equipment Updated (Y/N/NA):	YES	
Letter from each equipment owner is on file indicating that equipment is being properly maintained	Letters Updated (Y/N/NA):	YES	
All diesel heavy construction equipment shall not idle for more than 5 minutes, to the extent practical. Vehicles that need to idle as part of their normal operation (such as concrete trucks) are exempted from this requirement. Note equipment needed to idle longer than 5 min as part of normal operation in the notes section of this checklist.	Idling Limited:(Y/N)	YES	
A list of all other actions taken to control diesel construction related emissions	Other Reductions:	N/A	

AQCMP or designee name: Tommy Brister

Date: 03/31/2022**Air Quality Construction Mitigation Manager or Designee to Complete Checklist Daily****Going Requirements****Area Affected:****Requirement:****Implemented  
(Y/N):****Notes:**

Construction site entrance and Travel through	Post visible speed limit signs of a maximum of 10 MPH for unpaved	YES	Signs posted in various areas
Construction Equipment Vehicle tires	Inspected and washed as necessary to clean off dirt prior to leaving	YES	Rumble plates
Construction entrance	Enter only through treated entrance roadways as noted on Site Map. Alternative route approved by CPM - If alternative route chosen indicated on Site Map and note rationale for change	YES	Gate #3 is the designated route of entry for project. Paved road
Unpaved roads and disturbed areas in project and laydown area	Water areas to limit visible dust. If watering is required note frequency and time in notes section of checklist	YES	As needed daily
Construction areas adjacent to any paved roadways	Provided with sandbags or other measures in SWPPP to prevent runoff, note location of measures in Site Figure Map	YES	
Tire washing / cleaning station	Gravel ramps min 20 ft in length - identify location in Site Figure Map	NO	
Unpaved Exits	At all exit locations: Gravel or treated to prevent track-out - <u>identify</u>	YES	Rumble plate put in place
Paved Areas	Swept at least twice daily (or less during periods of precipitation during active days of construction)	NO	Is not being completed twice a day
Public Roadway existing construction site	500 feet of public roadway swept visually clean at least twice daily (or less during periods of precipitation) during active	YES	
Bulk transport vehicles with materials that have potential to cause visible emissions on public	Cover or wet and load so that the trucks have at least 2 feet of freeboard	YES	
Storage areas inactive for more than 10 days	Covered or treated with dust suppressants, and vehicle access will be restricted.	YES	
Construction Areas that may be disturbed and are generating fugitive dust	Install wind erosion control techniques (such as gravel, windbreaks, water, chemical dust suppressants, and/or vegetation) until soil is stabilized or permanently covered w/ vegetation.	YES	Rock has been put down
Disturbed areas Demolition Haul Trucks -	Re-Vegetated as soon as possible Travel limited to paved or	YES	No dirt traffic at the

Within the Encina Power Station  
Property

graveled surfaces - Note Routes on Site Figure Map

AQCMP or designee name: Tommy Brister

AQCMP or designee signature: Tommy Brister

Date: 03/31/2022

**Air Quality Construction Mitigation Manager or Designee to Complete Checklist Daily**

On Going Diesel Requirements	Checklist Criteria:	Response:	Notes:
Update Equipment Inventory List	Equipment Updated (Y/N/NA):	YES	Newly arrived equipment is tracked
Confirm all equipment are ARB tagged on both sides and tags are Visible.	Tags Visible (Y/N):	YES	All equipment coming on site is being tagged
Make sure CEC approval tag is located on all equipment used onsite	Tags Visible (Y/N):	YES	Tags are visible
Documentation of acceptable engine tier is on file.	Equipment Updated (Y/N/NA):	YES	
Letter from each equipment owner is one file indicating that equipment is being properly maintained	Letters Updated (Y/N/NA):	YES	
All diesel heavy construction equipment shall not idle for more than 5 minutes, to the extent practical. Vehicles that need to idle as part of their normal operation (such as concrete trucks) are exempted from this requirement. Note equipment needed to idle longer than 5 min as part of normal operation in the notes section of this checklist.	Idling Limited:(Y/N)	YES	
A list of all other actions taken to control diesel construction related emissions	Other Reductions:	N/A	



## Attachment B

# Diesel Engine Tier and Maintenance Documentation

# Brandenburg®

---

April 2<sup>nd</sup> , 2022

Project Code: MA0842

NRG-Encina Power Station  
4600 Carlsbad Blvd.  
Carlsbad, CA. 92008

Attn: Tim Sisk  
Environmental Manager

**Subject: Maintenance and Inspection of Equipment**

Dear Mr. Sisk:

This letter confirms that Brandenburg Industrial Services Company performs daily inspection reports when equipment is utilized and performs required maintenance for all on-site equipment. Attached is a current Equipment Log for equipment currently on site.

Please let me know if any further information is required.

Best regards,

*Liam J Campbell*

Liam Campbell  
Brandenburg Industrial Service Co.

---

**DIVISION OFFICE**

2217 Spillman Drive  
Bethlehem, PA 18015-1982  
Phone (610) 691-1800  
Fax (610) 691-4200

**BRANDENBURG INDUSTRIAL SERVICE COMPANY**

501 W. Lake Street, Suite 104 | Elmhurst, IL 60126-1419 | Phone (630) 956-7200 | Fax (630) 956-7222  
2625 S. Loomis Street | Chicago, IL 60608-5414 | Phone (312) 326-5800 | Fax (312) 326-5055  
1 N. Broadway, Stop 670 | Gary, IN 46402-3101 | Phone (219) 881-0200 | Fax (219) 880-4330  
200 E. Big Beaver Road | Troy, MI 48083-1208 | Phone (313) 382-2500 | Fax (800) 849-1589  
#50 Rivera Aulet Street, Bo. Pueblo Suite 101 | Arecibo, PR 00612 | Phone (787) 650-7171  
800 Town & Country Blvd. | Houston, TX 77024-3916 | Phone (832) 431-3287 | Fax (800) 849-1589

# Brandenburg®

**Job Name:** NRG Encina PowerStation

**Job #:** MA0842

**Month Ending:** March

Equipment Number	Tier 4 Inspection	Description	Equipment Move on	Equipment Move Off	EIN #
41935	Green; #2; 11/21/2019	Bobcat S770	11/11/2019		FP4A83
41936	Green; #3; 11/21/2019	Bobcat S770	11/11/2019		GC4A66
41937	Green; #4; 11/21/2019	Bobcat S770	11/11/2019		YG9P77
37037	N/A	Air Compressor	12/12/2019		N/A
41951	Green; #6; 1/07/2020	Bobcat S770	1/7/2020		JN8S96
41952	Green; #7; 1/07/2020	Bobcat S770	1/7/2020		XY9V35
25225	Green; #13; 02/24/2020	Komatsu WA500 Loader	2/21/2020		BT4G48
41956	Green; #15 04/09/2021	Bobcat S770	4/09/2021		KP3K59
00981	Green; #14 3/16/2020	Doosan G70 Generator	3/16/2020		N/A
10263	Green; #20 7/28/2020	Liebherr 926 Track Excavator	7/27/2020		RP6M67
46417	Green; #28 09/27/2020	Liebherr R956 Track Excavator	9/26/2020		XG3J59
45156	Green; #26 09/22/2020	Liebherr R956 Track Excavator	9/21/2020		FF8U93
00989	N/A	Doosan G70 Generator	12/14/2020		N/A
30466	N/A	Doosan G70 Generator	12/14/2020		N/A
00982	N/A	Doosan G70	12/14/2020		N/A



# Brandenburg®

		Generator			
30468	N/A	Dustboss Generator	12/14/2020		N/A
30467	N/A	Dustboss Generator	12/14/2020		N/A
30469	N/A	Dustboss Generator	12/14/2020		N/A
10021	Green #36 04/12/2021	976 Lienherr	04/05/2021		DG6D66
25041	Green #16 04/09/2021	973 Track Loader	4/9/2021		YF7677
30474	Green #42	Street Sweeper	5/10/2021		KC8N56
10182623 (Rental)	Green #47 06/21/2021	JLG 80' Manlift	6/21/2021		PK6C74
10171	Green #51 07/30/2021	Liebherr 956 Track Excavator	07/30/2021		VD5E49
35074	Green #52 08/18/2021	Liebherr 984 ER Track Excavator	08/17/2021		LH9Y68
24459806 (Rental)	N/A	Trench Roller	08/19/2021		N/A
10169	Green #55 10/5/2021	Liebherr 956 Track Excavator	10/5/2021		HG4T96
659102	Green #57 10/11/2021	135' JLG Manlift	10/11/2021		NH9W73
10162	Green #60 10/21/2021	Liebherr 956 Excavator	10/21/2021		AX6V38
782708 (Rental)	Green #59 10/20/2021	84" HAMM Roller	10/20/2021	3/11/2022	PW7N98
10430519 (Rental)	Green #62 10/31/2021	JD550 Dozer	10/25/2021	03/25/2022	NP4B86
30015	Green #63 11/09/2021	Kleemann MC110 Crusher	11/9/2021	3/11/2022	HJ4E96
30122	Green #6 12/3/2021	Conveyor: 36in x 60ft-Tracks	12/3/2021	3/11/2022	DU4D67
907160 (Rental)	Green #66 12/6/2021	BOMAG 84'Sheep Roller	12/6/2021		HD6G95

## BRANDENBURG INDUSTRIAL SERVICE COMPANY

2217 Spillman Drive | Bethlehem, PA 18015-1982 | Phone (610) 691-1800 | Fax (610) 691-4200

# Brandenburg®

10394973 (Rental)	N/A	Water Truck	12/30/2021	03/04/2022	N/A
10164	Green #69 1/24/2022	Liebherr 956 Excavator	1/21/2022	3/11/2022	KF3F57
10168	Green #68 1/24/2022	Liebherr 965 Excavator	1/21/2022		CU7N67
25042	Green #67 1/24/2022	CATERPILLAR 973K Track Loader	1/22/2022	3/11/2022	JV8F54
10324769 (Rental)	Green #71 02/09/2022	JLG Skytrak Lull	2/09/2022		BX9V87
Sunstate (Rental)	N/A	Water Truck	03/04/2022		N/A
10338299	Green #73 3/18/2022	JD450 Dozer	3/18/2022		AE6Y95
Sunbelt (Rental)	Green #74 03/04/2022	Bobcat E-50 Excavator	03/04/2022		XS5X53
10380922	Green #75 3/10/2022	BOMAG 84' Roller	3/10/2022		UY7E67
208737	Green #76 03/24/2022	Volvo 84' Roller	3/24/2022		JG7R39

**ATTACHMENT D**

**BIO-6  
PHASE IV BIOLOGICAL RESOURCES  
MONTHLY COMPLIANCE REPORT  
MARCH 2022**

Cabrillo Power I LLC

**Biological Resources Monthly  
Compliance Report (07-AFC-06C)  
Phase IV – Demolition of  
Encina Power Station**

March 2022 Reporting Period

April 2022

## **TABLE OF CONTENTS**

<b>1.0</b>	<b>INTRODUCTION</b>	<b>1</b>
<b>2.0</b>	<b>BIOLOGICAL MONITORING SUMMARY</b>	<b>2</b>
<b>2.1</b>	<b>NESTING BIRDS</b>	<b>2</b>
<b>2.3</b>	<b>SPECIAL-STATUS SPECIES</b>	<b>2</b>
<b>2.4</b>	<b>WILDLIFE DISPLACEMENT, INJURIES, AND MORTALITIES</b>	<b>3</b>
2.4.1	<i>Migratory Bird Treaty Act Protected Species</i>	3
2.4.2	<i>Other Species</i>	3
<b>2.5</b>	<b>HAZARDOUS MATERIAL SPILLS</b>	<b>3</b>
<b>2.6</b>	<b>TRASH</b>	<b>3</b>
<b>2.8</b>	<b>NON-COMPLIANCE REPORT</b>	<b>3</b>

### **APPENDIX A - BIOLOGICAL RESOURCES COMPLIANCE MONITORING LOGS**

### **APPENDIX B - OBSERVED WILDLIFE SPECIES LIST**

### **APPENDIX C - WILDLIFE OBSERVATION FORMS**

This Monthly Compliance Report (MCR) summarizes biological resources monitoring activities and documentation conducted during the demolition phase of the Encina Power Station (EPS) from March 1 through March 31, 2022, in accordance with the Biological Resources Mitigation Implementation and Monitoring Plan (BRMIMP). The following biological Conditions of Certification (COCs) pertaining to monitoring activities covered by this MCR include, but are not limited to:

- BIO-2 Designated Biologist Duties
- BIO-4 Designated Biologist and Biological Monitor Authority
- BIO-5 Biological Resources Worker Environmental Awareness Program (WEAP);
- BIO-6 Biological Resources Mitigation Implementation and Monitoring Plan;
- BIO-7 General Impact Avoidance Mitigation Features; and
- BIO-8 Mitigation Management to Avoid Harassment or Harm.

## 2.0

### **BIOLOGICAL MONITORING SUMMARY**

This section summarizes biological monitoring activities conducted during the March 2022 reporting period. Demolition mobilization began November 2019, and the start of demolition began on January 29, 2020.

Biological monitoring by the Designated Biologist is conducted bi-monthly (two visits per month) during the nesting season. The Biological Resources Compliance Monitoring Logs are provided in Appendix A. A list of wildlife species observed during the monitoring events is included in Appendix B. Wildlife Observation Forms (WOF) are provided in Appendix C.

The frequency and duration of monitoring is dependent upon the biological resources located within, as well as transiting through the work area. Biological monitoring will continue as described above, as well as on-call monitoring, when necessary, until the Designated Biologist determines that a change is necessary for the protection of sensitive biological resources or a reduction in monitoring is warranted because of a lack of biological resources within the site.

All on-site staff receives WEAP training prior to start of work. The hardcopy sign-in training logs are submitted separately.

## 2.1

### **NESTING BIRDS**

On March 14, 2022, a great blue heron (*Ardea herodias*; California Department of Forestry [CDF] Sensitive [S]) was observed incubating, and an Environmentally Sensitive Area (ESA) was established. There are no additional active nests or ESA buffers on-site. Avian activity is increasing throughout the site. A list of wildlife species observed during the monitoring events are included in Appendix B. The WOF is provided in Appendix C.

## 2.3

### **SPECIAL-STATUS SPECIES**

Four special-status avian species were observed during the reporting period, which included the following: California brown pelican (*Pelecanus occidentalis californicus*; California Department of Fish and Wildlife [CDFW] Fully Protected [FP]), California gull (*Larus californicus*; CDFW Watch List [WL]), double-crested cormorant (*Phalacrocorax auratus*; CDFW WL), and great blue heron. California Natural Diversity Database

(CNDDDB) forms were not submitted for the species listed above because the occurrences are not qualifying life event. As stated in the CNDDDB data submission guidelines, birds in transit (fly-overs) and detections of foraging or perched birds are not added (CDFW, 2016)<sup>1</sup>. A list of wildlife species observed during the monitoring events are included in Appendix B.

## **2.4 WILDLIFE DISPLACEMENT, INJURIES, AND MORTALITIES**

### **2.4.1 *Migratory Bird Treaty Act Protected Species***

No injured or dead species protected by the Migratory Bird Treaty Act (MBTA) were observed within the EPS site. A list of wildlife species observed during the monitoring events are included in Appendix B.

### **2.4.2 *Other Species***

No additional injured or dead wildlife species were observed within the EPS site. A list of wildlife species observed during the monitoring events are included in Appendix B.

## **2.5 HAZARDOUS MATERIAL SPILLS**

No project-related hazardous material spills were observed during the biological monitoring visits.

## **2.6 TRASH**

Litter, including wind-blown, were observed during the biological monitoring visits. Litter removal requests were submitted to the demolition contractor.

## **2.8 NON-COMPLIANCE REPORT**

No non-compliance notifications or incident reports were issued.

---

<sup>1</sup> California Department of Fish and Wildlife (CDFW). 2016. *Submitting Avian Detections to the CNDDDB*. Available online at: <https://nrm.dfg.ca.gov/FileHandler.ashx?DocumentID=25731>



*Appendix A*  
*Biological Resources Compliance Monitoring Logs*

NRG Energy Encina Power Station (EPS) Project					
BIOLOGICAL RESOURCES					
COMPLIANCE MONITORING LOG					
Date		Monitor			Time (Begin-End)
March 14, 2022		Melissa Fowler			10:20-12:25
Temperature (°F)	Humidity (%)	Wind (mph)	Precipitation (Y/N, amount)	Visibility	Weather Comment
61	63	0	N	Good visibility (10 mi)	0% cloud cover
<b>Location(s) of Work Site Activities Monitored</b>					
NRG EPS site.					
<b>Summary of Biological Resources Monitoring Observations</b>					
<p>Biological resources monitoring for biological constraints, special-status species, and nesting birds was conducted at the NRG EPS site.</p> <p><b>Nesting Bird Observations:</b></p> <ul style="list-style-type: none"> <li>A great blue heron (<i>Ardea herodias</i>; California Department of Forestry [CDF] Sensitive [S]) was observed incubating in a nest in a eucalyptus (<i>Eucalyptus</i> sp.) near the NRG trailer storage area. An Environmentally Sensitive Area (ESA) buffer was established.</li> <li>An American crow (<i>Corvus brachyrhynchos</i>) pair was observed building a nest southeast of the northern staging area, near Poseidon.</li> <li>A killdeer (<i>Charadrius vociferus</i>) pair was observed in the northern staging area, but no active nest was found.</li> <li>No additional observations were noted.</li> </ul> <p><b>Special-Status Species Observed:</b></p> <ul style="list-style-type: none"> <li>California brown pelicans (<i>Pelecanus occidentalis californicus</i>; California Department of Fish and Wildlife [CDFW] Fully Protected [FP]) were observed within the project vicinity.</li> <li>California gulls (<i>Larus californicus</i>; CDFW Watch List [WL]) were observed within the project vicinity.</li> <li>Double-crested cormorants (<i>Nannopterum auritum</i>; CDFW WL) were observed within the project vicinity.</li> <li>No additional special-status species were observed.</li> </ul> <p><b>Other Biological Resources Observations:</b></p> <ul style="list-style-type: none"> <li>Coyote (<i>Canis latrans</i>) and raccoon (<i>Procyon lotor</i>) tracks were observed.</li> <li>No additional observations were noted.</li> </ul> <p><b>Other Observations/Comments:</b></p> <ul style="list-style-type: none"> <li>Litter was observed within the EPS site. A request was submitted to the contractor to conduct litter removal.</li> <li>No additional observations were noted.</li> </ul>					
<b>Items Requiring Action/Follow-up</b>					
<ul style="list-style-type: none"> <li>A request was submitted to the contractor to conduct litter removal.</li> </ul>					
<b>Wildlife Species Observed</b>					
<p>American crow, Anna's hummingbird (<i>Calypte anna</i>), black-chinned hummingbird (<i>Archilochus alexandri</i>), California brown pelican, California gull, California towhee (<i>Melospiza crissalis</i>), double-crested cormorant, European starling (<i>Sturnus vulgaris</i>), great blue heron, Heermann's gull (<i>Larus heermanni</i>), house finch (<i>Haemorhous mexicanus</i>), killdeer, mourning dove (<i>Zenaidura macroura</i>), royal tern (<i>Thalasseus maximus</i>), song sparrow (<i>Melospiza melodia</i>), western fence lizard (<i>Sceloporus occidentalis</i>), western gull (<i>Larus occidentalis</i>), and wrenit (<i>Chamaea fasciata</i>).</p>					

Photo 1



Location

EPS site

Description

A great blue heron was observed incubating.

Photo 2




Location

EPS site

Description

Overview of demolition activities.

Photo 3



Location	EPS site	Description	Overview of demolition activities.
----------	----------	-------------	------------------------------------

Photo 4



Location	EPS site	Description	Litter was observed within the demolition exclusion area.
----------	----------	-------------	-----------------------------------------------------------



NRG Energy Encina Power Station (EPS) Project					
BIOLOGICAL RESOURCES					
COMPLIANCE MONITORING LOG					
Date		Monitor			Time (Begin-End)
March 25, 2022		Melissa Fowler			08:55-10:50
Temperature (°F)	Humidity (%)	Wind (mph)	Precipitation (Y/N, amount)	Visibility	Weather Comment
58	89	0	N	Low visibility (4 mi)	100% cloud cover/marine layer
Location(s) of Work Site Activities Monitored					
NRG EPS site.					
Summary of Biological Resources Monitoring Observations					
<p>Biological resources monitoring for biological constraints, special-status species, and nesting birds was conducted at the NRG EPS site.</p> <p><b>Nesting Bird Observations:</b></p> <ul style="list-style-type: none"> <li>No activity was observed at the great blue heron (<i>Ardea herodias</i>; California Department of Forestry [CDF] Sensitive [S]) nest in a eucalyptus (<i>Eucalyptus</i> sp.) near the NRG trailer storage area. The Environmentally Sensitive Area (ESA) buffer remains in place.</li> <li>A killdeer (<i>Charadrius vociferus</i>) pair was observed in the northern staging area, but no active nest was found.</li> <li>No additional observations were noted.</li> </ul> <p><b>Special-Status Species Observed:</b></p> <ul style="list-style-type: none"> <li>California brown pelicans (<i>Pelecanus occidentalis californicus</i>; California Department of Fish and Wildlife [CDFW] Fully Protected [FP]) were observed within the project vicinity.</li> <li>California gulls (<i>Larus californicus</i>; CDFW Watch List [WL]) were observed within the project vicinity.</li> <li>Double-crested cormorants (<i>Nannopterum auritum</i>; CDFW WL) were observed within the project vicinity.</li> <li>No additional special-status species were observed.</li> </ul> <p><b>Other Biological Resources Observations:</b></p> <ul style="list-style-type: none"> <li>No additional observations were noted.</li> </ul> <p><b>Other Observations/Comments:</b></p> <ul style="list-style-type: none"> <li>Litter was observed within the EPS site. A request was submitted to the contractor to conduct litter removal.</li> <li>No additional observations were noted.</li> </ul>					
Items Requiring Action/Follow-up					
<ul style="list-style-type: none"> <li>A request was submitted to the contractor to conduct litter removal.</li> </ul>					
Wildlife Species Observed					
<p>American crow (<i>Corvus brachyrhynchos</i>), California brown pelican, California gull, California towhee (<i>Melospiza crissalis</i>), double-crested cormorant, European starling (<i>Sturnus vulgaris</i>), Heermann's gull (<i>Larus heermanni</i>), house finch (<i>Haemorhous mexicanus</i>), killdeer, mourning dove (<i>Zenaidura macroura</i>), royal tern (<i>Thalasseus maximus</i>), song sparrow (<i>Melospiza melodia</i>), and western gull (<i>Larus occidentalis</i>).</p>					

Photo 1




Location

EPS site

Description

Overview of the northern staging area.

Photo 2



Location

EPS site

Description

Overview of demolition activities.

Photo 3



Location	EPS site	Description	Overview of demolition activities.
----------	----------	-------------	------------------------------------

Photo 4



Location	EPS site	Description	Litter was observed along the silt fence.
----------	----------	-------------	-------------------------------------------

*Appendix B*  
*Observed Wildlife Species List*



**Observed Wildlife Species List March 2022  
Encina Power Station**

Common Name	Scientific Name	Status Federal/State/Other
<b>Birds</b>		
American crow	<i>Corvus brachyrhynchos</i>	--/--/--
Anna's hummingbird	<i>Calypte anna</i>	--/--/--
Black-chinned hummingbird	<i>Archilochus alexandri</i>	--/--/--
California brown pelican	<i>Pelecanus occidentalis californicus</i>	--/FP/--
California gull	<i>Larus californicus</i>	--/WL/--
California towhee	<i>Melospiza crissalis</i>	--/--/--
Double-crested cormorant	<i>Nannopterum auratus</i>	--/WL/--
European starling	<i>Sturnus vulgaris</i>	--/--/--
Great blue heron	<i>Ardea herodias</i>	--/--/CDF: S
Heermann's gull	<i>Larus heermanni</i>	--/--/--
House finch	<i>Haemorhous mexicanus</i>	--/--/--
Killdeer	<i>Charadrius vociferus</i>	--/--/--
Mourning dove	<i>Zenaida macroura</i>	--/--/--
Royal tern	<i>Thalasseus maximus</i>	--/--/--
Song sparrow	<i>Melospiza melodia</i>	--/--/--
Western gull	<i>Larus occidentalis</i>	--/--/--
Wrentit	<i>Chamaea fasciata</i>	
<b>Mammals</b>		
Coyote (tracks)	<i>Canis latrans</i>	--/--/--
Raccoon (tracks)	<i>Procyon lotor</i>	--/--/--
<b>Reptiles</b>		
Western fence lizard	<i>Sceloporus occidentalis</i>	--/--/--

**Source:**

California Department of Fish and Wildlife (CDFW), Natural Diversity Database. January 2022. Special Animals List. Periodic publication. 121 pp.

**Status Codes:**

If status codes are not provided, it indicates that the observed species is not a special-status species.

**Federal:**

FE = Federally listed Endangered: species in danger of extinction throughout a significant portion of its range

FT = Federally listed Threatened: species likely to become endangered within the foreseeable future

BCC = Birds of Conservation Concern

**State:**

SE = State listed as Endangered

ST = State listed as Threatened

FP = Fully Protected

CSC = California Species of Special Concern Species of concern to California Department of Fish and Wildlife (CDFW) because of declining population levels, limited ranges, and/or continuing threats have made them vulnerable to extinction.

S = Sensitive

WL = Watch List

SP = Special Animals List

**Other:**

- 
- California Department of Forestry and Fire Protection (CDF) classifies “sensitive species” as those species that warrant special protection during timber operations.
  - North American Bird Conservation Initiative (NABCI) - Red Watch List (RWL)
  - United States Forest Service (USFS) – Sensitive (S)

*Appendix C*  
*Wildlife Observation Form*

**NRG Energy Encina Power Station (EPS)**  
**Wildlife Observation Form (WOF)**

To be filled out by personnel who find active nest sites, wildlife dens, dead and/or injured wildlife, or other biological resources during daily construction activities and to document predation events. If nesting birds, dead and/or injured wildlife have been identified, please contact Melissa Fowler/Designated Biologist (DB) at (714) 768-1173 or melissa.n.fowler@gmail.com.

Date	Observer	Observer's Employer
March 14, 2022	Melissa Fowler	High Country Consulting
<b>Location of Observation</b>		
Eucalyptus (Eucalptus sp.) tree north of the old tank farm		
<b>Wildlife Species</b>	<b>Condition of Wildlife (alive/dead)</b>	
Great blue heron ( <i>Ardea herodias</i> )	Alive	
<b>Cause of Injury or Mortality</b> (Don't speculate, If unknown, enter "unknown")		
N/A		
<b>Current Location of Animal</b>		
A great blue heron was observed incubating, and an Environmentally Sensitive Area (ESA) buffer was established.		
<b>Is the Biological Resource in Danger of Being Impacted by Project or Other Site Activities?</b>		
Yes	<input type="checkbox"/>	No <input checked="" type="checkbox"/> N/A <input type="checkbox"/>
<b>If Yes, Explain</b>		
<b>Additional Comments</b>		
None		

**ATTACHMENT E**

**CUL-5 AND PAL-5  
CERTIFICATION OF COMPLETION,  
WORKER ENVIRONMENTAL AWARENESS PROGRAM,  
MARCH 2022**

***No WEAP training required in March 2022***

**ATTACHMENT F**

**CUL-6/PAL-6  
PALEONTOLOGICAL RESOURCE MONITORING  
DECEMBER2022**

***No monitoring required in March 2022***

**ATTACHMENT G**

**NOISE-2/COM-11  
SUMMARY TABLE OF NOISE HOTLINE CALLS  
AND PROJECT RELATED COMPLAINTS  
MARCH 2022**

***No noise hotline calls or project related complaints in  
March 2022***

**Encina Power Station Demolition  
Noise Hotline Calls  
September 2019 through March 2022**

Date	Time	Log Number	Caller	Issue	Returned Call / Resolution	Corrective Action Completion Date
10/2/2020	10:48 AM	10022020-1	Michelle Peters - Poseidon - email	Carlsbad Desalination Plant inquired about visible emissions during demolition/equipment cutting activities.	Cabrillo Power I LLC responded on 10/2/2020 via email and have continued communications with Poseidon/Carlsbad Desalination Plant. Measures to reduce visible emissions and monitoring (personal and visible emissions estimator) have been implemented and continue to be evaluated.	10/14/2020 - Issue resolved
10/13/2020	6:43 PM	10132020-1	Mr. Halpin - Hotline Call	Community member walking along the western perimeter of Encina, along Carlsbad Blvd, called with concerns about smelling fumes from the demolition activities.	Caller was contacted and the odor issue was discussed. Odor was related to demolition activities associated with cutting the generators. Additional industrial fans have been placed within the power block building during these cutting activities.	10/14/2020 - Issue resolved
10/28/2020	Unk	10282020-2	California OSHA - Letter dated October 22, 2020 and received on October 28, 2020	Letter from CA OSHA regarding anonymous complaint that demolition project was in violation of five (5) separate California Title 8 Code of Regulations.	Cabrillo Power I LLC provided a written response to CA OSHA on November 6, 2020, which individually addressed and provided evidence to support compliance with each of the five (5) California Title 8 Code of Regulations which were alleged to be non-compliant.	11/6/2020 - Issue resolved
11/5/2020	2:38 PM	11052020-2	Tina Carter- SDG&E - Called Cabrillo directly	Mrs. Tina Carter, an employee of SDG&E contacted Encina Power Station directly regarding a complaint she received from an SDG&E Storeroom employee at the Cannon Road SDG&E service center. The storeroom employee was concerned with the air quality of the air he was breathing as he observed smoke emanating from the Encina Power Station powerblock.	In response to the complaint, SDG&E was contacted and informed the work had been discontinued for the remainder of the day. NRG's Air Quality Compliance Manager for the demolition project suspended cutting/torching activities, known as "shotgunning" that use the larger diameter cutting rods, due to the current ambient weather conditions. Mitigation measures were implemented with numerous fans and short duration cutting periods, but may not have been sufficient due the changing ambient weather conditions. A Visible Emissions Evaluator (VEE) was also monitoring and visible emissions were not observed that exceed SDAPCD Rule 50 or criteria in AQ-SC3 or AQ-SC4.	Phone call - 11/05/2020 @2:51PM Issue resolved



**Encina Power Station Demolition  
Noise Hotline Calls  
September 2019 through March 2022**

Date	Time	Log Number	Caller	Issue	Returned Call / Resolution	Corrective Action Completion Date
11/6/2020	1:06PM	11062020-3	Michelle Peters - Poseidon - email	Mrs. Michelle Peters an employee of Poseidon's Desalination Facility emailed Encina Power Station regarding a complaint she received from Poseidon contracted employees regarding concerns related to air quality and a "metallic" odor in the air as a result of smoke emanating from the Encina Power Station powerblock during demolition activities entailing equipment cutting.	In response to the complaint, NRG's Air Quality Compliance Manager responded to Mrs. Peters and explained that the cutting process has been completed, and will not recommence until January 2021. Personal monitoring has been conducted inside the turbine hall and outside during these activities. Area monitoring has been conducted at monitoring stations near Encina gates 2 and 3. Personal and area monitoring stations within the building have recorded data that have been below CA OSHA permissible exposure limits (PELs) for dust and the several monitored metals, including lead, arsenic, and cadmium. Mitigation measures were implemented with numerous fans and short duration cutting periods, but may not have been sufficient due to the direction of the wind. A Visible Emissions Evaluator (VEE) was also monitoring and visible emissions were not observed that exceed SDAPCD Rule 50 or criteria in AQ-SC3 or AQ-SC4	Initial Email response on 11/10/2020 - Final email response on 12/4/2020 - Issue Resolved
11/24/2020	12:00PM	11242020-5	Kristin Hamon - SDG&E- Emailed Cabrillo directly	Mrs. Kristin Hamon, an employee of SDG&E contacted Encina Power Station via email regarding a complaint she received from an SDG&E employee at the Cannon Road SDG&E service center. The employee was concerned with the air quality and when the activities causing the air quality concerns would cease. The question of what Prop 65 exposures to SDG&E employees were occurring at or around the property lines was asked.	The emissions that the SDG&E employee noted were from typical torch cutting of equipment in the basement. The cutting had been conducted during the morning and was completed by the early afternoon. There was a 10-15 mph southwest wind that was present during the cutting which would have moved any emissions away from the SDG&E Cannon Service Center. In response to the complaint, NRG's Air Quality Compliance Manager for the demolition project confirmed that mitigation measures were implemented with numerous fans operating. No visible emissions were observed leaving the Encina power block according to site personnel contacted after the complaint. SDG&E was contacted and informed the work had been discontinued for the remainder of the day, and would not resume again until after the Thanksgiving Holiday period. SDG&E was also informed that prior results from similar activities have indicated results below PELs for Prop 65 listed metals (arsenic, cadmium, chromium and lead).	Email response on 11/24/2020 - Issue resolved

**Encina Power Station Demolition  
Noise Hotline Calls  
September 2019 through March 2022**

Date	Time	Log Number	Caller	Issue	Returned Call / Resolution	Corrective Action Completion Date
11/30/2020	2:41PM	N/A	Terry Cook	Ms. Cook's father was one of the first operators at Encina Power Station. She heard that she may be able to get a piece of the demolition material. She asked if she could have a piece of the demolition material?	Ms. Cook was provided with a piece of the demolition material from Encina Power Station in the Summer of 2021.	Email and phone response on 12/04/2020 - Resolved
1/7/2021	11:37PM	01072021-7	Kerry Siekmann - Terramar Community Member	Ms. Siekmann contacted the Carlsbad Energy Center Noise Hotline at 11:37PM rather than the Encina Demolition Hotline to indicate that the FAA lights on the Stack/Chimney were not on/illuminated. She expressed a safety concern for aircraft that would rely on the stack lights. Heavy fog was present during Ms. Siekman observations.	Encina Power Station confirmed by inspection of security camera footage at 11:38 PM and 11:43 PM from Carlsbad Energy Center that the FAA stack lights were orking/illuminated. Ms. Siekmann was texted at 11:57 PM that the lights were confirmed to be on/working. Ms. Siekmann responded on January 8 at 9:11 AM that the lights were not visible. Following Ms. Siekmann's text, the lights were again confirmed to be working.	Text response on 01/07/2021 - Issue resolved
1/19/2021	4:00PM	01192021-6	SDAPCD Inspector - Jason LaBlond on behalf of local community member	On January 26, 2021 the San Diego Air Pollution Control District (SDAPCD) notified Encina that a jogger running on Carlsbad Boulevard between 10:00 and 10:30PM on the night of January 19, 2021 complained of an odor and burning eyes. The project's demolition contractor was cutting the Unit 3 stator with a smaller propane/oxygen torch within the powerbock building. Santa Ana-type winds (offshore winds from east to west toward Carlsbad Blvd) were apparent according to NRG personnel who were onsite observing the work and wind direction. Industrial fans were used during torch cutting of the stator to help dissipate potential odors. Cutting was also done intermittently to minimize potential for accumulation of odors or visible emissions. This specific cutting work was conducted from January 19-26, 2021, and no other complaints were reported during this period. This cutting work has been completed.	The SDAPCD inspector was contacted and the work that was being performed was described. The inspector understood the type of activity that was taking place, and had no other questions.	Verbal communication with the SDAPCD inspector 01/27/2021 - Issue resolved

**ATTACHMENT H**

**TRANS-5  
ROADWAY INSPECTION  
MARCH 2022**

***There was no heavy construction-equipment traffic for demolition of  
Encina Power Station in March 2022***

**ATTACHMENT I**

**TRANS-6  
TRANSPORTATION PERMITS  
MARCH 2022**

***There were no transportation permits required in  
March 2022***

**ATTACHMENT J  
TRANS-8  
TRAFFIC ENCROACHMENT PERMITS  
MARCH 2022**

***No traffic encroachment permits were obtained in  
March 2022***

**ATTACHMENT K**

**SOIL&WATER-2  
CONSTRUCTION WATER USAGE SUMMARY**

**SOIL&WATER-9  
WASTEWATER SUMMARY & WATER BOARD CORRESPONDENCE**

**SOIL&WATER-2**  
**Amended Carlsbad Energy Center Project**  
**07-AFC-06C**

Water use Summary, March 2022.

Phase IV Demolition (Started December 2019)

Potable Water Used\*: 741,778 gallons

Reclaim Water Used\*\*: 3,419,800 gallons

---

**Completed Phase(s)**

Phase I Demolition (Completed August 2016)

Potable Water Used: 612,700 gallons

Reclaim Water Used: 0 gallons

Phase II Construction Total Water Use (Completed December 2018)

Potable Water Used: 6,575,440 gallons

Reclaim Water Used: 13,145,265 gallons

Phase III Decommissioning (Completed October 2019)

Potable Water Used\*: 0 gallons

Reclaim Water Used\*\*: 0 gallons

---

Cumulative Water Use Phase I, II, III, IV

Potable Water Used: 7,929,918 gallons

Reclaim Water Used: 16,565,065 gallons

\*Potable use includes sanitary, hydrotesting, landscape irrigation, and other plant operations, including Phase III Decommissioning and Phase IV Demolition not suitable for reclaim water use (worker contact applications).

\*\*Reclaim use includes dust control and compaction.

**SOIL&WATER-9**  
**Amended Carlsbad Energy Center Project**  
**07-AFC-06C**

Wastewater Generation and Disposal Summary  
Construction Phase

*ACECP did not generate or dispose of any wastewater offsite in March 2022.*



**ATTACHMENT L**

**GEN-2 and TSE-1  
MASTER DRAWING LIST UPDATE  
MARCH 2022**

***No master drawing list exists for demolition in  
March 2022***

**ATTACHMENT M**

**GEN-3  
PROOF OF PAYMENT TO DCBO  
MARCH 2022**

**ATTACHMENT N**

**CIVIL-1, GEN-6  
LIST OF DCBO APPROVALS and  
MECH-1  
CBO INSPECTION APPROVALS**

**MARCH 2022**

***No DCBO approvals or inspections were conducted for demolition in  
March 2022***

**LIST OF DCBO PLAN APPROVALS  
AND INSPECTIONS  
MARCH 2022**

The documents listed below have been approved by the Delegate Chief Building Official (DCBO).

<b>CBO Package No.</b>	<b>Date Submitted</b>	<b>Description</b>	<b>COC</b>

**CBO MECHANICAL INSPECTIONS  
MARCH 2022**

<b>CBO Package No.</b>	<b>Date Submitted</b>	<b>Description</b>	<b>COC</b>

**ATTACHMENT O**

**WORKER SAFETY-3  
CONSTRUCTION SAFETY SUPERVISOR  
MONTHLY SAFETY REPORT & SAFETY INCIDENTS  
MARCH 2022**

**MONTHLY SAFETY REPORT**

April 1, 2022

This letter serves as a summary of safety related activities for the month of March 2022.

During the month of March, a total of 8 employees completed site training for the Encina Power Station demolition project. Trained personnel consisted of employees from Brandenburg, Perrault & 3<sup>rd</sup> Party Subcontractors.

Brandenburg had 27 working days in the month of March. On each of these days, safety briefings were held with the individual crews each morning. After each morning briefing, each crew would break off to work areas to put together and complete their Task Safety Analysis prior to beginning work.

Also completed during the month of March, our Monthly Safety Topic was discussed. This training consisted of BISCO torch cutting policies & procedures.

Brandenburg management completed 20 documented safety related inspections.

Brandenburg completed 265 Safety Observations (SOS submittals) for the month of March. See attached documents that review the specific data of these observations.

Kelvin Molina - Brandenburg Safety Manager

# Brandenburg®

---

April 1, 2022

Project Code: MA0842

NRG-Encina Power Station  
4600 Carlsbad Blvd.  
Carlsbad, Ca. 92008

Attn: Tim Sisk  
Environmental Manager

**Subject: Monthly Onboarding**

Dear Mr. Sisk:

This letter confirms that Brandenburg Industrial Services Company performs monthly onboarding and orientation of new employee's. Attached is the monthly onboarding of employee's.

Please let me know if any further information is required.

Best regards,

*Liam J Campbell*

Liam Campbell  
Brandenburg Industrial Services Co.

---

**DIVISION OFFICE**

2217 Spillman Drive  
Bethlehem, PA 18015-1982  
Phone (610) 691-1800  
Fax (610) 691-4200

**BRANDENBURG INDUSTRIAL SERVICE COMPANY**

501 W. Lake Street, Suite 104 | Elmhurst, IL 60126-1419 | Phone (630) 956-7200 | Fax (630) 956-7222  
2625 S. Loomis Street | Chicago, IL 60608-5414 | Phone (312) 326-5800 | Fax (312) 326-5055  
1 N. Broadway, Stop 670 | Gary, IN 46402-3101 | Phone (219) 881-0200 | Fax (219) 880-4330  
200 E. Big Beaver Road | Troy, MI 48083-1208 | Phone (313) 382-2500 | Fax (800) 849-1589  
#50 Rivera Aulet Street, Bo. Pueblo Suite 101 | Arecibo, PR 00612 | Phone (787) 650-7171  
800 Town & Country Blvd. | Houston, TX 77024-3916 | Phone (832) 431-3287 | Fax (800) 849-1589



# Brandenburg®

**Job Name:** NRG Encina PowerStation

**Job #:** MA0842

**Month Ending:** March 2022

Monthly OnBoarding	
Name	Training Date
Chris Lee Worthington—Brandenburg	03/16/2022
David Culver—Brandenburg	03/28/2022
Steve Jensen—Perrault	03/29/2022
Ramon Hernandez—Perrault	03/20/2022
Brad Woolard—Perrault	03/17/2022
Wyatt Grill—Perrault	03/14/2022
Danny Slama—Trucking	03/15/2022
Rosalba Christiansen—Trucking	03/11/2022

# Areas of March 2022 Corrections / Improvements

Nation's Premier Demolition Company

■ Housekeeping & Communication

■ Heavy Equipment

■ Hot Work

■ PPE

Previous month SOS program participation is 99% of personnel. 10% of observations being site corrections or improvements based on a 1:1 comparison of Corrections/Improvements from observations returned.

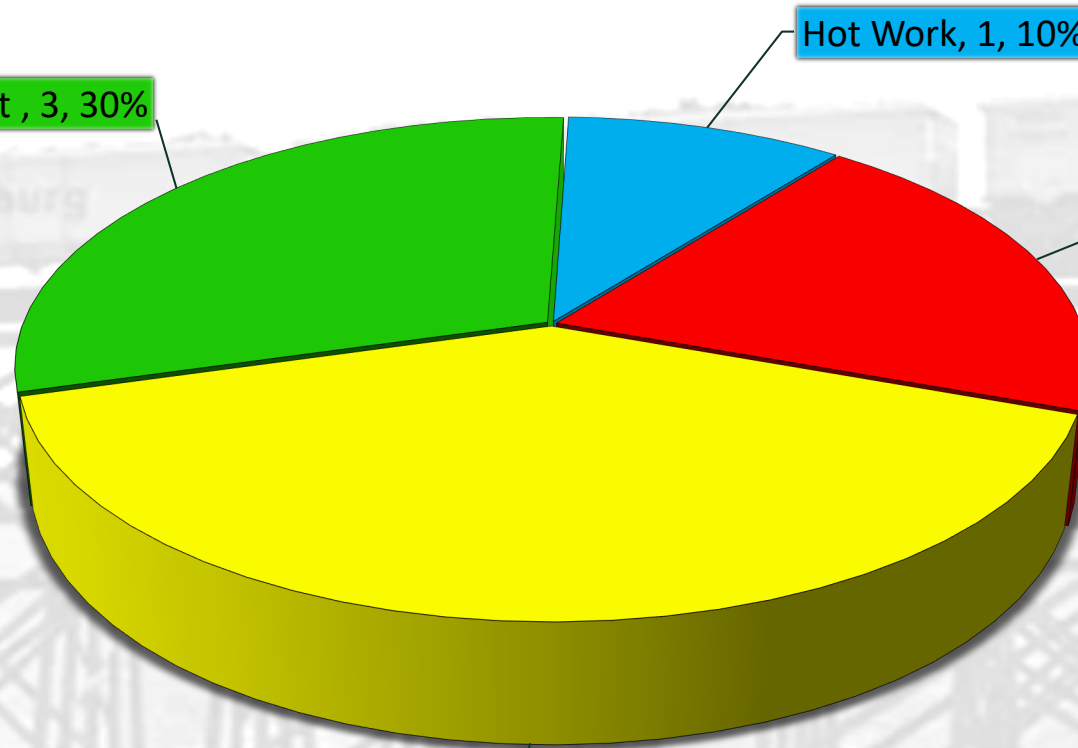
Heavy Equipment , 3, 30%

Hot Work, 1, 10%

PPE, 2, 20%

Housekeeping & Communication, 4, 40%

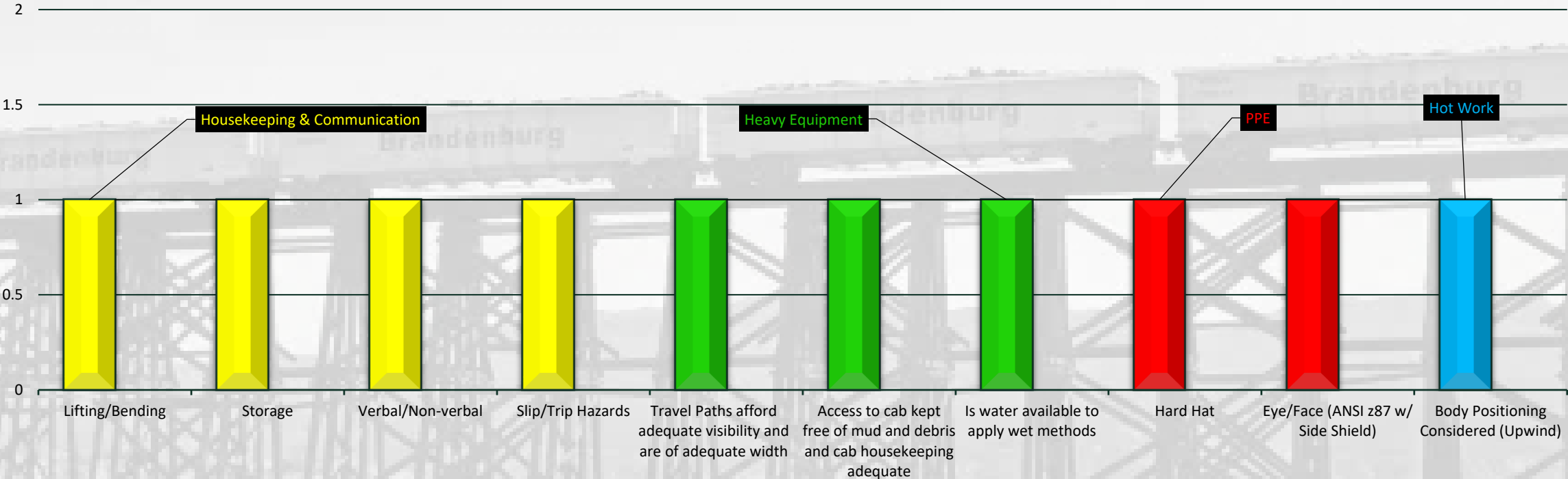
\*Percentages and numbers correspond with the past month. All behaviors have been field corrected or improved.



Previous month SOS program participation is 99%. 10% of observations being site corrections or improvements based on a 1:1 comparison of Corrections/Improvements from observations returned.

# Breakdown of March 2022 Corrections / Improvements

Nation's Premier Demolition Company



# Employee Notes

## Positive Comments


- Body harness inspected prior to every use for damages & defects. My old harness had damages & stitching coming undone. I immediately contacted the warehouse & got a new one.
- Observed a (3) laborer crew utilizing PFAS & horizontal life lines. (2) burners torch cutting sections out of steam drum & (1) laborer serving as a fire watch with a water hose readily available.
- Made sure every tool our crew used had been inspected & used for its intended purpose.
- I decided to do an audit on our power tool inspections in our tool boxes onsite. The warehouse personnel have done a great job tagging damaged power tools. We have these damaged tools in red totes to prevent others from using them.
- Observed crew working in forebay utilizing hand and power tools to remove wooden panel retaining walls. Crew inspected all tools prior to use & ensured all electrical cords had been inspected.
- Complacency is a major hazard in a lot of job fields, something I picked up from our safety meeting was the 2+2+2 rule. Basically it means every 20 minutes take 20 seconds to look around you in a 20 ft. perimeter to ensure no new hazards are present.

## Correction Comments

- Access to cab kept free of mud and debris and cab housekeeping adequate
- Muddy conditions throughout site, ensure to use 3 points of contact to avoid slips, trips & falls.
- Is water available to apply wet methods
- Operator was observed hammering exterior wall without sufficient dust suppression. I immediately contacted the supervisor and recommended to turn on additional dust bosses.
- Travel paths afford adequate visibility and are of adequate width
- Sometimes trying to mitigate one hazard it can lead to creating another. While we were trying to control dust hazard, we caused the surrounding area to flood and made it difficult to travel on the designated walking path.
- Body positioning considered (upwind)
- While cutting the wind shifted and made the sparks fly towards me. Me serving as a fire watch stopped the burner while I relocated to a safer position.
- Lifting/Bending
- Get into the habit of stretching and bending when ever you're not actively moving for longer then a hour. Sudden movements can cause injuries.
- Slip/Trip Hazard
- We stopped the dust bosses, grabbed a bobcat, cleaned the area & turned the dust bosses back on at half water. Water from the dust bosses caused flooding and muddy conditions. Posing a potential slip hazard.

**ATTACHMENT P**

**WORKER SAFETY-4  
CBO SAFETY MONITOR INSPECTION  
MONTHLY SAFETY REPORT  
MARCH 2022**

	<b>West Coast Code Consultants, Inc.</b> <b>2400 Camino Ramon Blvd. #240</b> <b>San Ramon, CA. 94583</b> <b>925-275-1700</b>				Report #	3/22/2022-0034		
					Page:	1 of 8		
					Day:	Tuesday		
					Project #:	# 07-AFC-06C		
<b>DCBO Inspection &amp; Safety Monitors Site Report</b>								
Project Name				ENCINA DEMOLITION / NRG 07-AFC-06C		Date		03/22/2022
Project Location				4600 Carlsbad Blvd. Carlsbad, CA. 92008		Time Arrived		0730 hrs.
General Contractor				BRANDENBERG / BISCO		Time Departed		1630 hrs.
Inspectors		<input checked="" type="checkbox"/> Field Report <input type="checkbox"/> Notice to Comply NC #				Date Cleared		03 03/23//2022
STEVE HERMSMEYER, DCBO		<input type="checkbox"/> Field Welding <input type="checkbox"/> Reinforcing Steel		<input type="checkbox"/> PT Stressing <input type="checkbox"/> Concrete				
Type of inspection Performed		<input type="checkbox"/> Expansion Bolts <input type="checkbox"/> Masonry		<input type="checkbox"/> PT Placement <input type="checkbox"/> Epoxy				
		<input type="checkbox"/> Structural Steel Erection <input type="checkbox"/> Torque or Pull Testing		<input type="checkbox"/> Fireproofing – MK-6/HY <input type="checkbox"/> HS Grout				
WS- 1, WS -4, WS -3		<input checked="" type="checkbox"/> Other SAFETY MONITOR RPRT		Weather		Dry 66 degrees UV 1 Wind 2-3 mph SW		
Documents Referenced		<input type="checkbox"/> Soils Report <input type="checkbox"/> Plans Dated		<input checked="" type="checkbox"/> Submittal         WS - 2		<input type="checkbox"/> RFI #		<input type="checkbox"/> CBC
Material used:		Site review inspection, interviews						

**DOCKET # 07-AFC-06C**

**Project Name: ENCINA DEMOLITION Phase 4**

**TIME: 0730 hrs.**

**Persons Contacted:** Tommy Brister, NRG Site Safety Manager; Dave Michelsen, NRG Project Manager, Ralph Wagner, Project Manager

**DESCRIPTION of VISIT & FINDINGS:**

- 1.) Arrived at Guard Station presented my ID Badge at 0730 hrs. Met with Tommy Brister, NRG CSS, Dave Michelsen, Project Manager. Discussed current status of work. As per the discussions on the 3/16/22 Conference Call Fuel Rooms have been removed, Warehouse has been removed and pad established for use by Carlsbad Fire Dept. Large Shear has a faulty seal on the track and its mobility is reduced so it is working on the Unit #1 structural and Boiler components. When Large Shear is repaired it will be moved to South End and begin Unit #4 Structure demo. Backfilling at Discharge Tunnels is ongoing getting ready for slurry in those channels. Concrete crushing operations have stopped as the equipment has been moved to another Brandenburg site, return is anticipated as material is required for backfill. Backfill operations are underway at Unit #4 & Unit #5 as well as water channels. Water misters are being used to control dust generation successfully throughout the demo active demo areas.
- 2.) No near misses or reportables have occurred or any first aid incidents. Brandenburg is conducting Safety Meetings every workday morning prior to commencement of that day's work assignments. Brandenburg Project Manager Liam Campbell, Site Superintendent Noe Juarez, Health Engineer Orlando Gonzalez, Foreman Pablo Burciaga all are stationed onsite and participate in Safety Meetings as needed.

**FINDINGS:**

Work is progressing well JHA's and Safety Protocols are being observed and monitors are visible throughout the site insuring that all personnel as well as visitors are aware of hazards and Heavy Equipment operating in numerous area's through the site. PPE is in use by all and is checked by all spotters frequently. Work crew currently is at 40 +- on any given workday, Travel days where crew takes additional days off are scheduled regularly and Safety Sessions are given on returning from extended days off periods. Safety has become a critical component .



**PHOTOS:**

**Photo #1 View from water treatment area removed**



**Photo #2 Unit#1 Boiler Components being removed**



### **Completed ACM abatement per Unit is as follows:**

Unit #1	100%
Unit #2	100%
Unit #3	100%
Unit #4	100%
Unit #5	100%

### **Transite Panel Abatement:**

100% Abated

### **Turbine Machinery Status Removal:**

Unit #1	Completed	100%
Unit #2	Completed	100%
Unit #3	Completed	100%
Unit #4	Completed	100%
Unit #5	Completed	100%

### **Structural Demo Percentages Completed**

Unit #1		75% completed
Unit #2		25% completed
Unit #3		25% completed
Unit #4	Struct Steel	75% completed
	Turbine Fdn.	100% completed
Unit #5	W. Struct Steel	100% completed
	Turbine Fdn.	100% completed

### **Site Work Force**

Brandenberg Supervisors/Managers & Brandenberg Craft Workers onsite	40
Morrow Meadows Electric onsite	0



**Photo #3 Warehouse pad in foreground**



**Photo #4 Loading Steel for recycling**



**Photo #5 Large Shear cutting Unit #1 structure Note: Loose right track on shear**





**Photo #6 Unit #1 Boiler components being sectioned off**



**Photo #7 Water Mistlers in use for dust control**





**Photo #8 Water Channels being cleaned for slurry backfill (a)**



**Photo #9 Water Channels being cleaned for slurry backfill (b)**





**Photo #10 Imported Soil backfill at north end of Channels**



**Photo #11 Backfill at West side of Site**





**Photo #12 Retrieving Soil backfill from Stockpile Site.**



**Photo #13 South End Access to Unit #5 backfill and demo area**





**Photo #14 Using steel beams to grade and clean demo areas**



**END OF REPORT**

**ATTACHMENT Q**

**CIVIL-3 AND STRUC-2  
NON-CONFORMANCE REPORT LOG**

***No non-conformance reports for demolition in  
March 2022***