

**DOCKETED**

<b>Docket Number:</b>	87-AFC-01C
<b>Project Title:</b>	COMPLIANCE-Luz Solar Electric Generating System Cogeneration AFC (150 MW) Units III-VII.
<b>TN #:</b>	241199
<b>Document Title:</b>	SEGS Kramer Junction 2021 2nd Semiannual Detection Monitoring Report
<b>Description:</b>	N/A
<b>Filer:</b>	Maria E Lopez
<b>Organization:</b>	NextEra Energy
<b>Submitter Role:</b>	Applicant
<b>Submission Date:</b>	1/18/2022 10:34:33 AM
<b>Docketed Date:</b>	1/18/2022



2021 SECOND SEMIANNUAL  
DETECTION MONITORING REPORT  
SEGS III – VII KRAMER JUNCTION  
Board Order No. 6-97-58

January 17, 2022

Prepared for:  
Luz Solar Partners III - VII Ltd. c/o  
NextEra Energy Operating Services, LLC  
41100 Highway 395  
Boron, California 93516

Prepared By:  
Northstar Environmental Remediation  
26225 Enterprise Court  
Lake Forest, California 92630

## SIGNATURE PAGE

### 2021 SECOND SEMIANNUAL DETECTION MONITORING REPORT

#### SEGS III – VII KRAMER JUNCTION

#### BORON, CALIFORNIA

#### PROFESSIONAL STATEMENT

I declare under the penalty of law that I have personally examined and am familiar with the information submitted in this document, and that based on my inquiry of those individuals immediately responsible for obtaining the information, I believe that the information is true, accurate, and complete. I am aware that there are significant penalties for submitting false information, including the possibility of a fine and imprisonment for knowing violations.

I further certify that this report has been reviewed by the appropriate authority at NextEra Energy Resources and is being submitted with their written consent.




---

Arlin W. Brewster

Professional Geologist 9207

January 17, 2022



## Table of Contents

1.0 INTRODUCTION .....	1
1.1 Facility Information .....	1
1.2 Monitoring Summary .....	1
2.0 EVAPORATION POND MONITORING .....	2
3.0 GROUNDWATER MONITORING .....	3
3.1 Groundwater Elevation, Gradient, and Velocity .....	3
3.2 Groundwater Sampling .....	4
4.0 NEUTRON PROBE MONITORING .....	5
5.0 FINANCIAL ASSURANCE.....	6

### List of Figures

- Figure 1 – Site Location and Vicinity Map
- Figure 2 – Evaporation Pond Monitoring Network
- Figure 3 – Groundwater Monitoring Well Locations
- Figure 4 – Potentiometric Surface Map – First Quarter 2021
- Figure 5 – Potentiometric Surface Map – Second Quarter 2021
- Figure 6 – Potentiometric Surface Map – Third Quarter 2021
- Figure 7 – Potentiometric Surface Map – Fourth Quarter 2021

### List of Tables

- Table 1 – LCRS Sump Pumping Log – Monthly Gallons Removed
- Table 2 – Evaporation Pond Discharge Volume
- Table 3 – Groundwater Monitoring Results – Year to Date
- Table 4 – Neutron Probe Monitoring Results – Horizontal Wells
- Table 5 – Neutron Probe Monitoring Results – Vertical Wells

### List of Charts

- Chart 1 – Groundwater Hydrographs
- Chart 2 – Groundwater Conductivity
- Chart 3 – Groundwater pH
- Chart 4 – Groundwater Temperature
- Chart 5 – Sodium in Groundwater
- Chart 6 – Sulfate in Groundwater
- Chart 7 – Total Dissolved Solids in Groundwater

### List of Appendices

- Appendix A – Groundwater Monitoring Well Sampling Records
- Appendix B – Laboratory Reports



## 1.0 INTRODUCTION

Northstar Environmental Remediation (Northstar) of Lake Forest, California has prepared this 2021 Second Semiannual Detection Monitoring Report for the Solar Electric Generating Station (SEGS) III – VII facility on behalf of NextEra Energy Operating Services, LLC (NextEra) and Luz Solar Partners III - VII Ltd. This report presents environmental data required under California Regional Water Quality Control Board - Lahontan Region (RWQCB) Order No. 6-97-58 Waste Discharge Requirements and Monitoring and Reporting Program. This report summarizes all monitoring activity related to the evaporation ponds that occurred during the reporting period. A site vicinity map of SEGS III – VII is included in **Figure 1**.

### 1.1 Facility Information

**Facility Name:**

Solar Electric Generating Station (SEGS) III – VII

**Facility Location:**

41100 Highway 395  
Boron, California 92347

**Facility Contact:**

Ms. Maria E. Lopez  
Senior PGD Environmental Specialist  
NextEra Energy Operating Services, LLC  
(760) 921-1401

**Monitoring and Reporting Program:**

RWQCB Order No. 6-97-58 (6-88-144 rescinded)

**Waste Discharge Identification Number:**

6B364550002

### 1.2 Monitoring Summary

The following work was conducted between January 1 and December 31, 2021:

- LCRS Sump Totalizer Readings: Collected weekly by NextEra
- Evaporation Pond Discharge Totalizer Readings: Collected monthly by NextEra
- Evaporation Pond Inspections: Performed weekly by NextEra
- Groundwater Monitoring Well Sampling: Performed quarterly by Northstar
- Neutron Probe Logging: Performed quarterly by Northstar

## 2.0 EVAPORATION POND MONITORING

A total of three evaporation pond Class II surface impoundments exist onsite to receive wastewater discharge from SEGS operations. Evaporation Ponds 3, 4, and 5 (located from south to north, respectively) are each approximately 10 acres in size, and are located on the eastern edge of the SEGS facility.

Each pond is equipped with a leachate collection and removal system (LCRS) on the north and south ends of each pond (**Figure 2**). The volume of water pumped from each LCRS sump is recorded weekly and summarized by monthly totals (**Table 1**). The leakage action rate, as defined in the Revised Waste Discharge Requirements, is 200 gallons per day, at which point all wastewater discharge to the affected pond is ceased until repairs can be completed. Leaks were not detected from any sumps during the 2021 calendar year. During the reporting period, the highest monthly totals for each pond were 0 gallons in Pond 3, Pond 4, and Pond 5. Ponds 3 and 4 remain out of service pending further assessment and/or repairs.

The total designed capacity of the evaporation ponds is 0.365 million gallons per day. The total operational discharge volume of wastewater to the ponds is recorded monthly and summarized by monthly and yearly totals (**Table 2**). During the reporting period, no water was discharged to any of the ponds. Wastewater discharge to all ponds was ceased in February 2020 as part of the planned facility shutdown and transition.

Weekly visual inspections of the evaporation ponds by NextEra indicated that the pond liners were in good condition with no signs of soil discoloration, vegetation loss, or wastewater leaks or spills in the surrounding area. The pond freeboard measurements were all above the minimum required threshold of 2.0 feet, as defined in the Revised Waste Discharge Requirements.

## 3.0 GROUNDWATER MONITORING

A total of four groundwater monitoring wells (MW-1 through MW-4) exist at the site and are monitored and sampled quarterly for signs of release from the evaporation ponds. The locations of all wells are presented on **Figure 3**. Monitoring well MW-1 is located upgradient, near the southwest corner of the SEGS facility. Monitoring wells MW-2 through MW-4 are positioned immediately adjacent to, and downgradient of, the evaporation ponds. The groundwater monitoring wells were monitored and sampled during the reporting period on March 18, May 14, September 18, and December 4, 2021.

### 3.1 Groundwater Elevation, Gradient, and Velocity

The groundwater elevation in MW-2 has historically been significantly lower than the other monitoring wells onsite. This may be the result of localized lithological confinement and/or drawdown from a groundwater extraction well south of the SEGS facility, which has periodically been used for construction activity on Highway 58 and dust suppression on nearby grid roads. As a result, the groundwater elevation in MW-2 has not been used to assess groundwater elevations across the rest of the SEGS facility.

Groundwater elevation contours and gradient direction are displayed on potentiometric surface maps for each quarter of the reporting period in **Figures 4 to 7**. In general, measured groundwater elevations ranged between 2,292.92 and 2,303.42 feet above mean sea level (ft amsl), and the average hydraulic gradient across the site (excluding MW-2 data) is 0.003 feet per linear foot (15.5 feet per mile) to the southeast.

The following formula (based on Darcy's Law) was used to calculate the approximate groundwater flow velocity:

$$V = (KhI)/ne$$

Where:

**V** = average linear groundwater velocity;

**Kh** = aquifer horizontal hydraulic conductivity;

**I** = average hydraulic gradient (vertical change in groundwater elevation/corresponding horizontal distance); and,

**ne** = effective aquifer porosity.

During the development of monitoring well MW-1, it was determined that the hydraulic conductivity of the aquifer was approximately 14.6 feet per year. Assuming an effective porosity of 25% (0.25), and an average hydraulic gradient of 0.003 feet per linear foot, the estimated groundwater velocity is 0.175 feet per year.

## 3.2 Groundwater Sampling

All groundwater monitoring wells onsite are sampled according to the conditions in the Monitoring and Reporting Program. The program requires sampling of wells quarterly for analysis of sodium, sulfate, and total dissolved solids (TDS), and annually for the same constituents plus chloride, potassium, phosphate, and heat transfer fluid (Therminol). Wells are gauged for depth to water prior to purging three casing volumes. General field parameters are collected while purging, including electrical conductivity, pH, and temperature. After three volumes have been purged, a sample set is collected, chilled, and delivered to TestAmerica, Inc., a state- and federally-certified analytical laboratory. Data for the reporting period is presented in **Table 3**, and all historical data is graphically presented in **Charts 1 – 7**. A summary of data collected during each groundwater sampling event is included in **Appendix A**. Copies of the laboratory reports are included in **Appendix B**.

Laboratory results are compared to the quarterly monitoring parameter concentration limits, as defined in the Monitoring and Reporting Program, as follows:

Sodium	403 mg/l
Sulfate	389 mg/l
TDS	1,357 mg/l

For the reporting period, sodium ranged from 220 to 370 mg/l; sulfate from 190 to 340 mg/l; and TDS from 810 to 1,300 mg/l. All laboratory analytical results were below the required thresholds.

## 4.0 NEUTRON PROBE MONITORING

A CPN, Inc. Model 503 DR Hydro-Probe™ neutron probe is used to estimate the soil moisture below the evaporation ponds. The probe is passed through a series of horizontal wells beneath the ponds (numbered HN-1 through HN-10) and vertical wells at the cardinal points of each pond (numbered VN-2 through VN-11), as shown in **Figure 2**. The neutron probe is stopped at the same intervals during each test and the approximate percent soil moisture reading recorded. The moisture readings from the east and west side of the horizontal wells overlap by approximately 300 feet. While the Monitoring and Reporting Program specifies that “Neutron probes shall be used to detect moisture in the unsaturated zone”, it does not specify a moisture threshold limit. A soil moisture value of 30% is tentatively used as an action level, which is consistent with other Monitoring and Reporting Programs for similar applications.

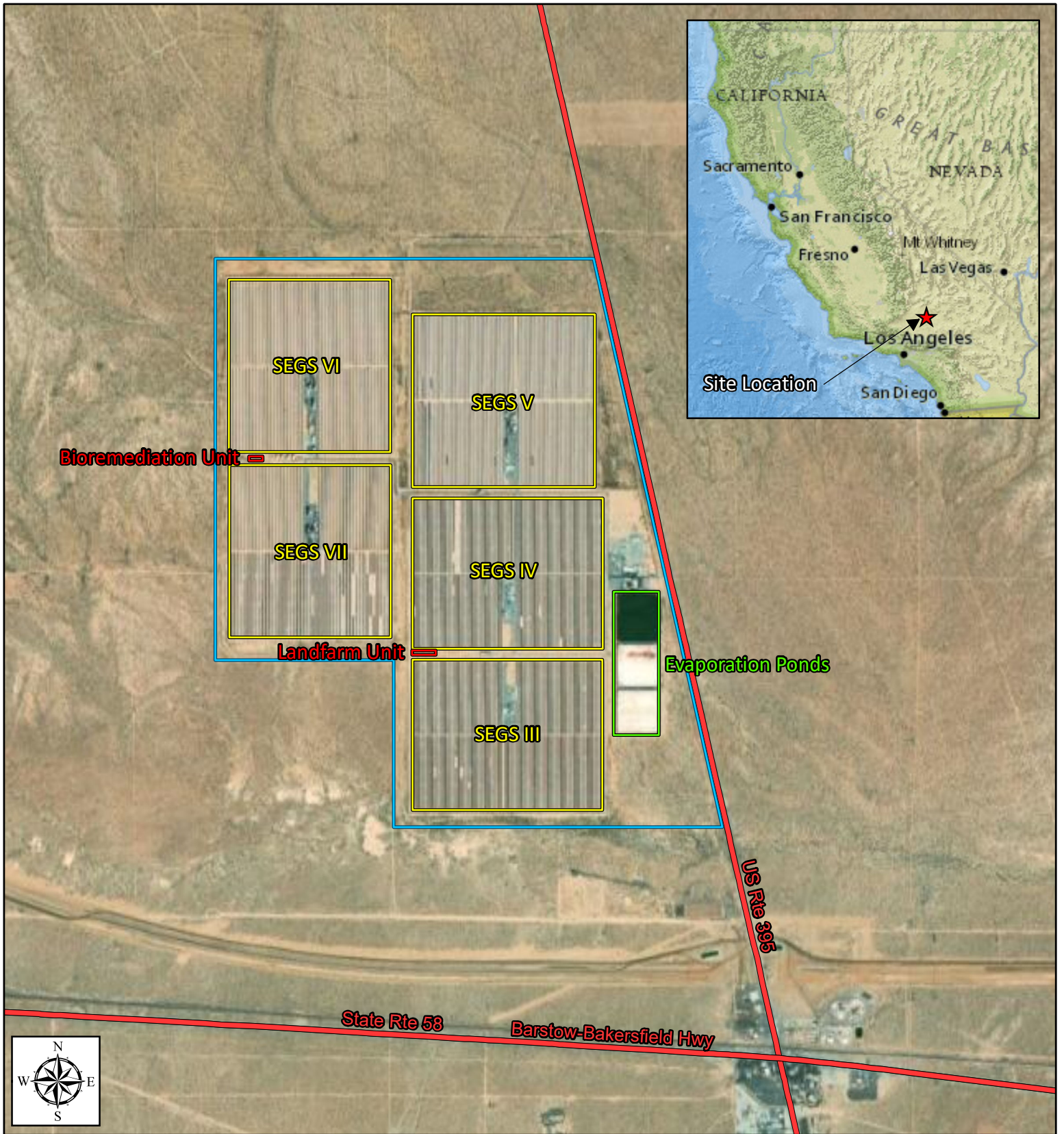
The neutron probe surveys were performed during this reporting period on March 19 and 20, May 15 and 16, September 17 and 18, 2021 and January 13 and 14, 2022. Well VN-2 was damaged prior to the reporting period and is no longer used. The moisture probe readings for each quarter of 2021 are summarized in **Table 4** (horizontal wells) and **Table 5** (vertical wells). For this monitoring period, all soil moisture readings were below the tentative 30% threshold for both quarters.

## **5.0 FINANCIAL ASSURANCE**

A financial assurance deposit of \$100,000 was placed in a secured, interest-accruing account in 1992. A certificate of deposit was acquired and placed on file with the RWQCB as evidence of the financial assurance. The funds were set aside as a measure to cover the cost of a reasonably foreseeable release and as a contingency for facility closure costs, plus additional funds to account for inflation over the estimated 30-year lifespan of the project. This measure was incorporated as part of a closure plan submitted to the RWQCB on October 20, 1992. It is believed the funds are currently adequate to cover mitigation costs for a release scenario.

# FIGURES





**Legend**

- Facility Boundary
- Solar Fields
- Land Treatment Units
- Evaporation Ponds

SEGS III - VII Kramer Junction  
Boron, California

**Figure 1**  
**Site Location**  
**and Vicinity Map**



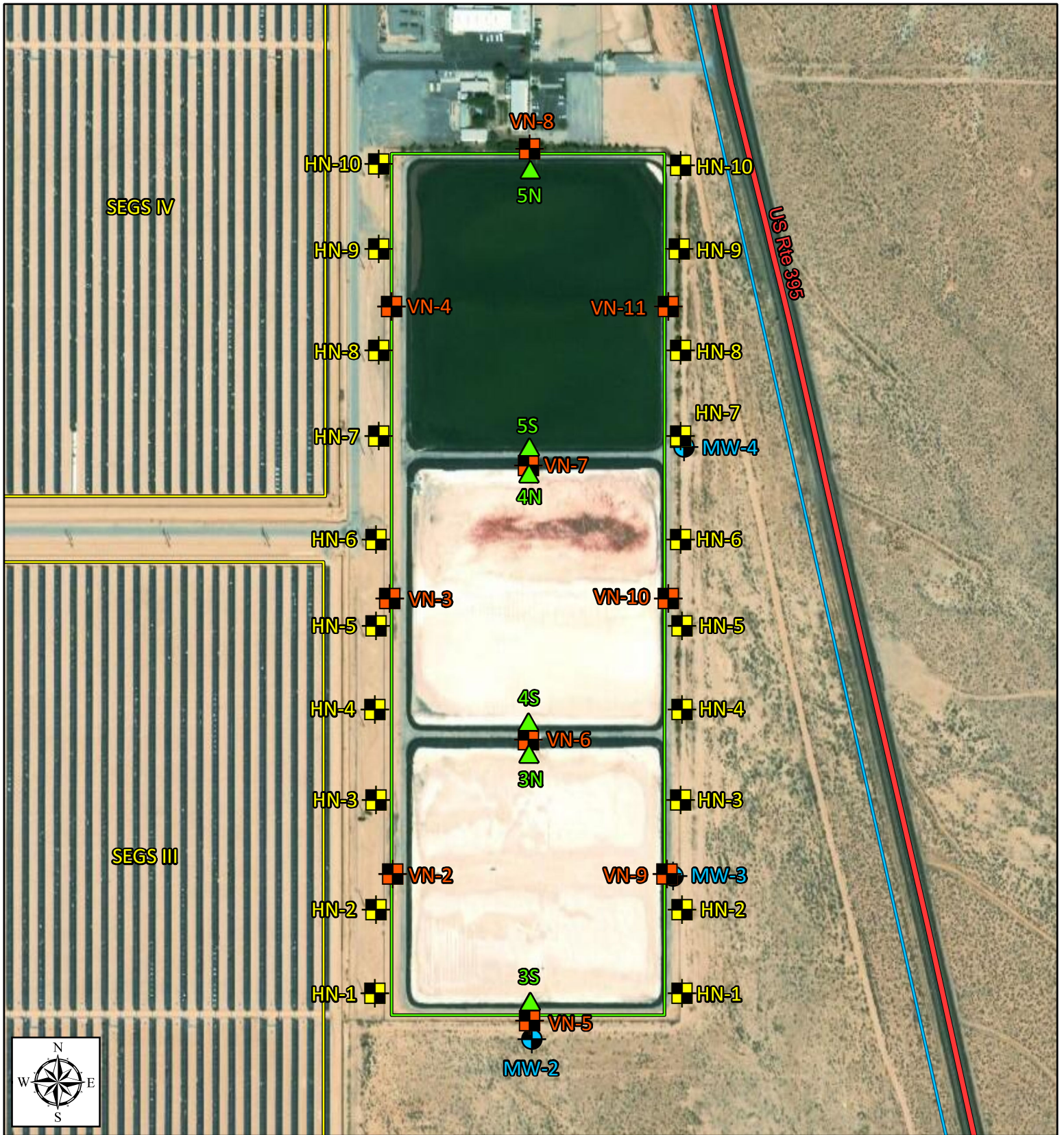
Scale: 1:30,000

Date: 08 Jan 2020





Drawn By: AWB

Checked By: AWB





**Legend**

-  Groundwater Monitoring Wells
-  LCRS Sumps
-  Horizontal Neutron Probe Wells
-  Vertical Neutron Probe Wells

SEGs III - VII Kramer Junction  
Boron, California

**Figure 2**  
**Evaporation Pond Monitoring Network**



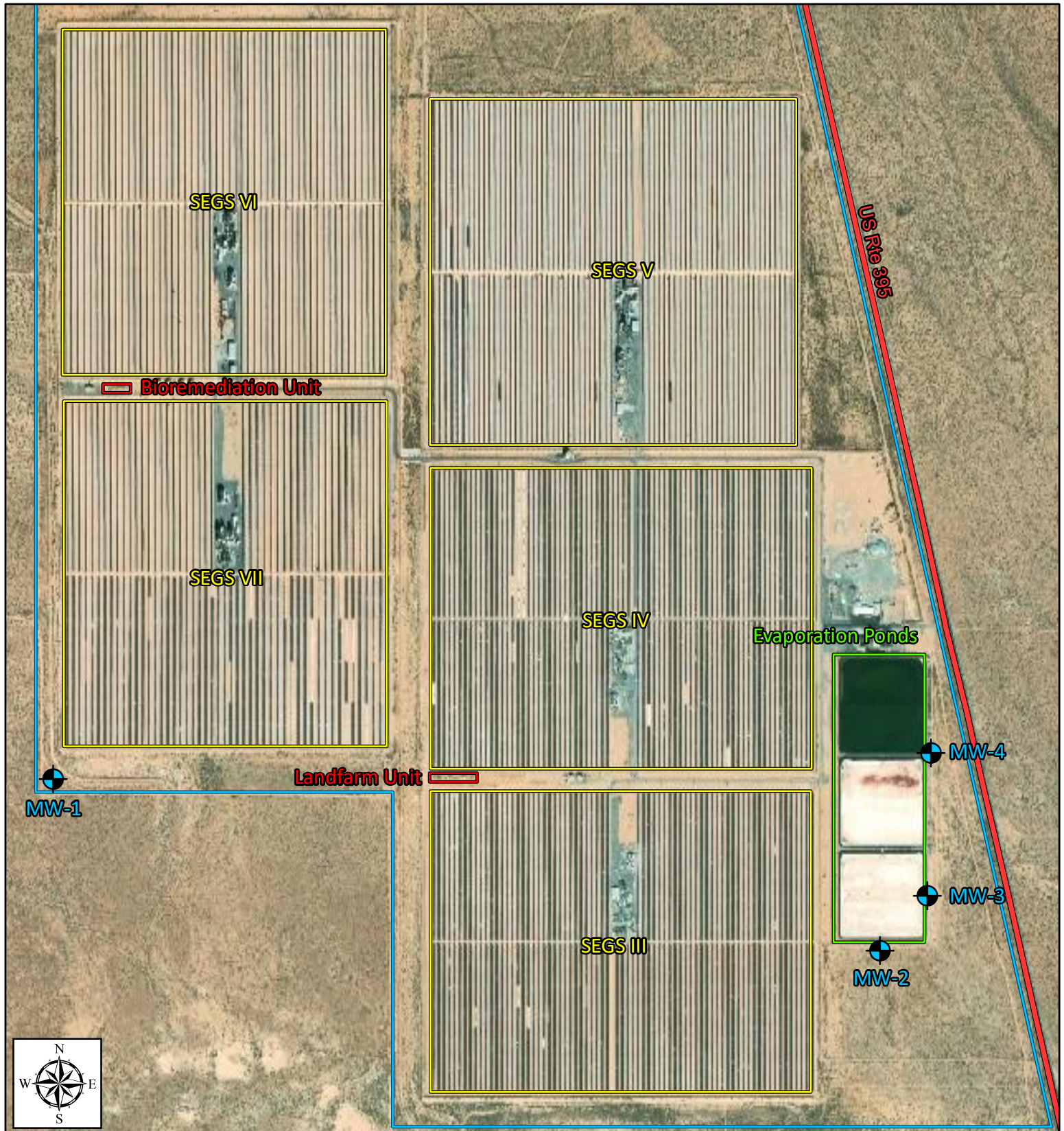
Scale: 1:5,000

Date: 08 Jan 2020

Drawn By: AWB

Checked By: AWB





**Legend**

-  Groundwater Monitoring Wells
-  Facility Boundary
-  Solar Fields
-  Land Treatment Units
-  Evaporation Ponds

SEGS III - VII Kramer Junction  
Boron, California

**Figure 3**  
**Groundwater Monitoring Well Locations**



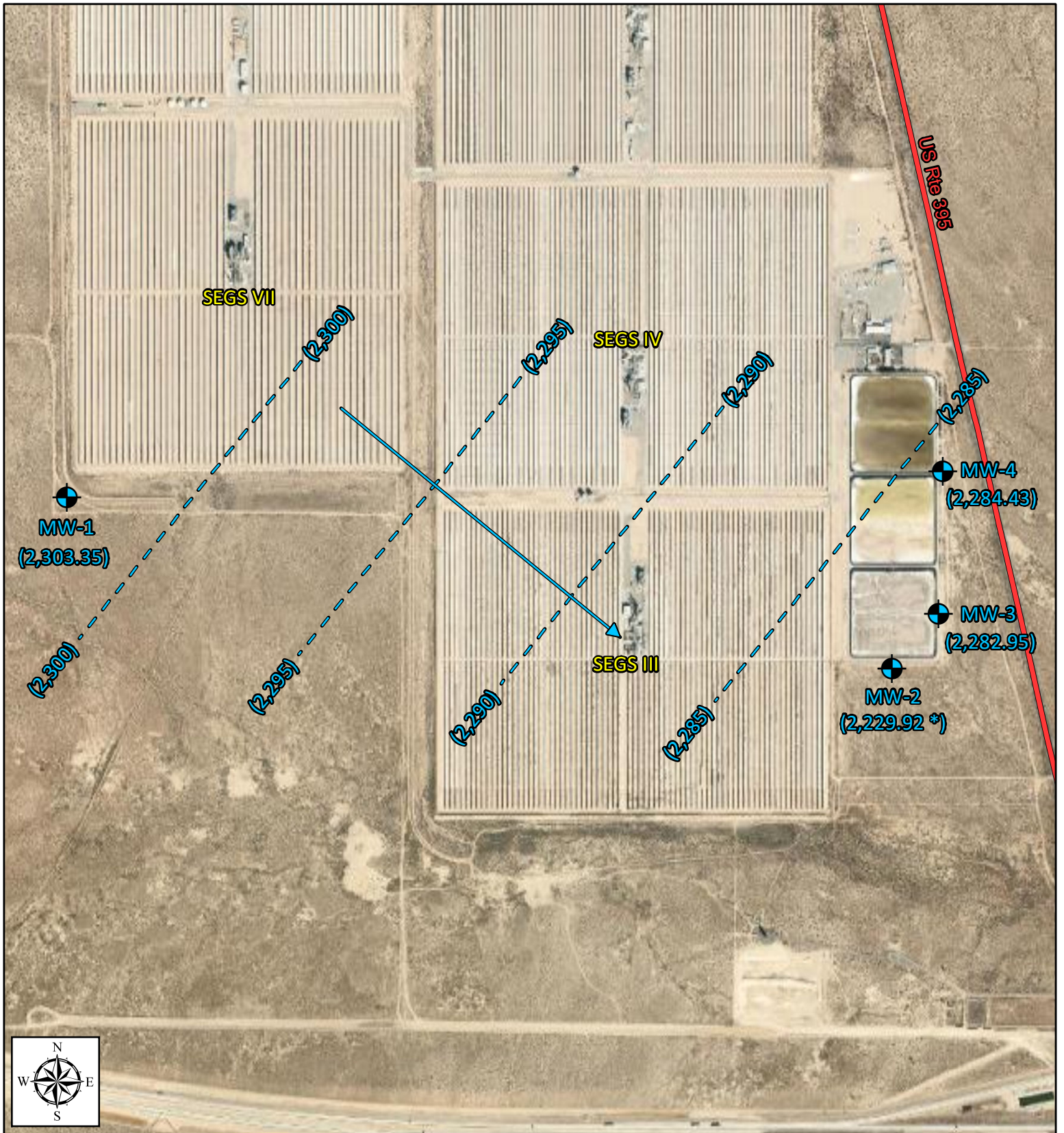
Scale: 1:15,000

Date: 08 Jan 2020





Drawn By: AWB

Checked By: AWB





**Legend**

-  Groundwater Monitoring Wells
-  Groundwater Gradient Direction
-  Groundwater Elevation Contour
- (2,300)** Groundwater Elevation in feet amsl
-  Data Point Not Used for Contouring

SEGS III - VII Kramer Junction  
Boron, California

**Figure 4**  
**Potentiometric Surface Map**  
**First Quarter 2021**



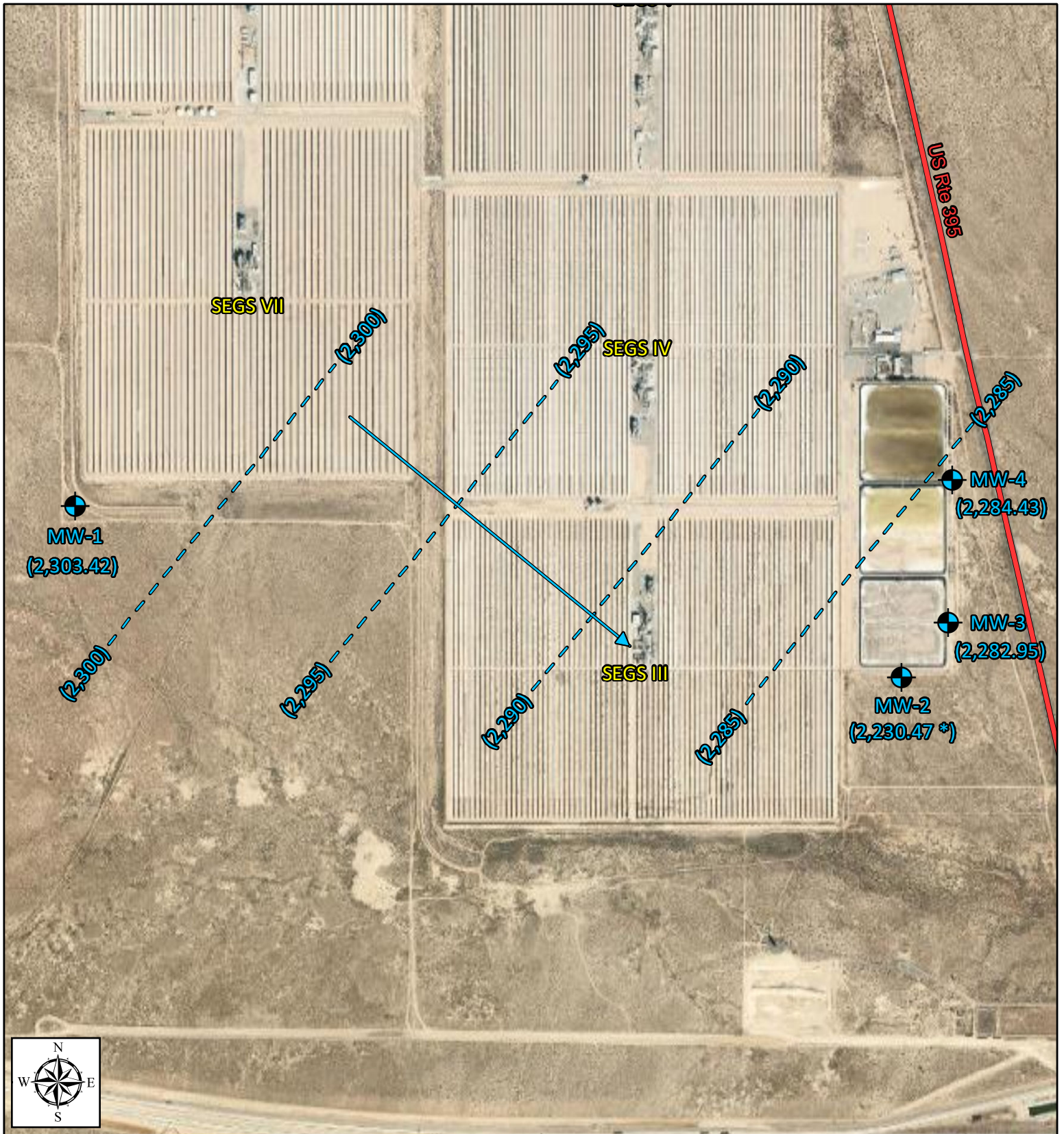
Scale: 1:15,000

Date: 14 Jul 2021





Drawn By: AWB

Checked By: AWB





**Legend**

-  Groundwater Monitoring Wells
-  Groundwater Gradient Direction
-  Groundwater Elevation Contour
- (2,300)** Groundwater Elevation in feet amsl
-  Data Point Not Used for Contouring

SEGS III - VII Kramer Junction  
Boron, California

**Figure 5**  
**Potentiometric Surface Map**  
**Second Quarter 2021**



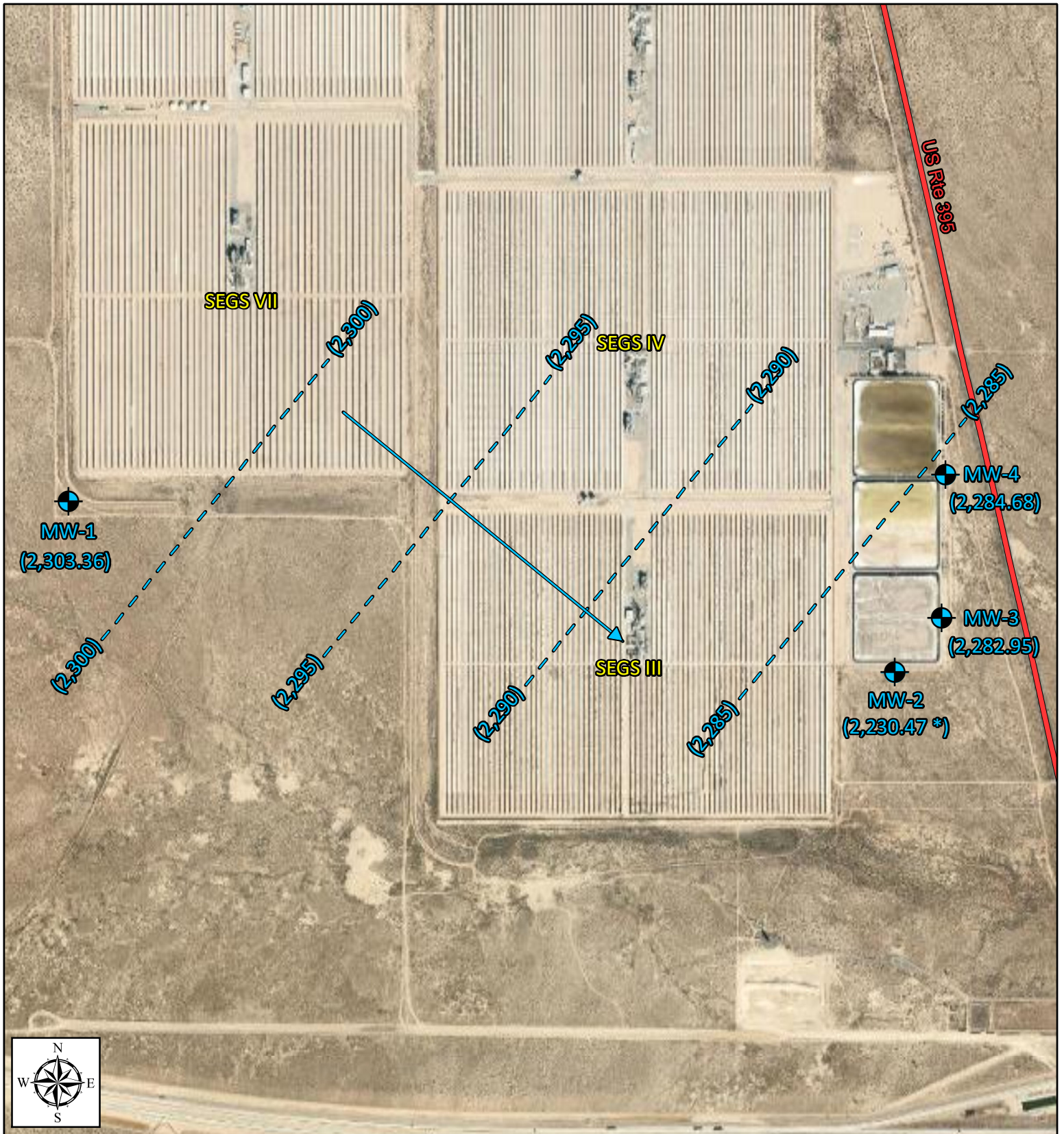
Scale: 1:15,000

Date: 14 Jul 2021





Drawn By: AWB

Checked By: AWB





**Legend**

-  Groundwater Monitoring Wells
-  Groundwater Gradient Direction
-  Groundwater Elevation Contour
- (2,300)** Groundwater Elevation in feet amsl
-  Data Point Not Used for Contouring

SEGS III - VII Kramer Junction  
Boron, California

**Figure 6**  
**Potentiometric Surface Map**  
**Third Quarter 2021**



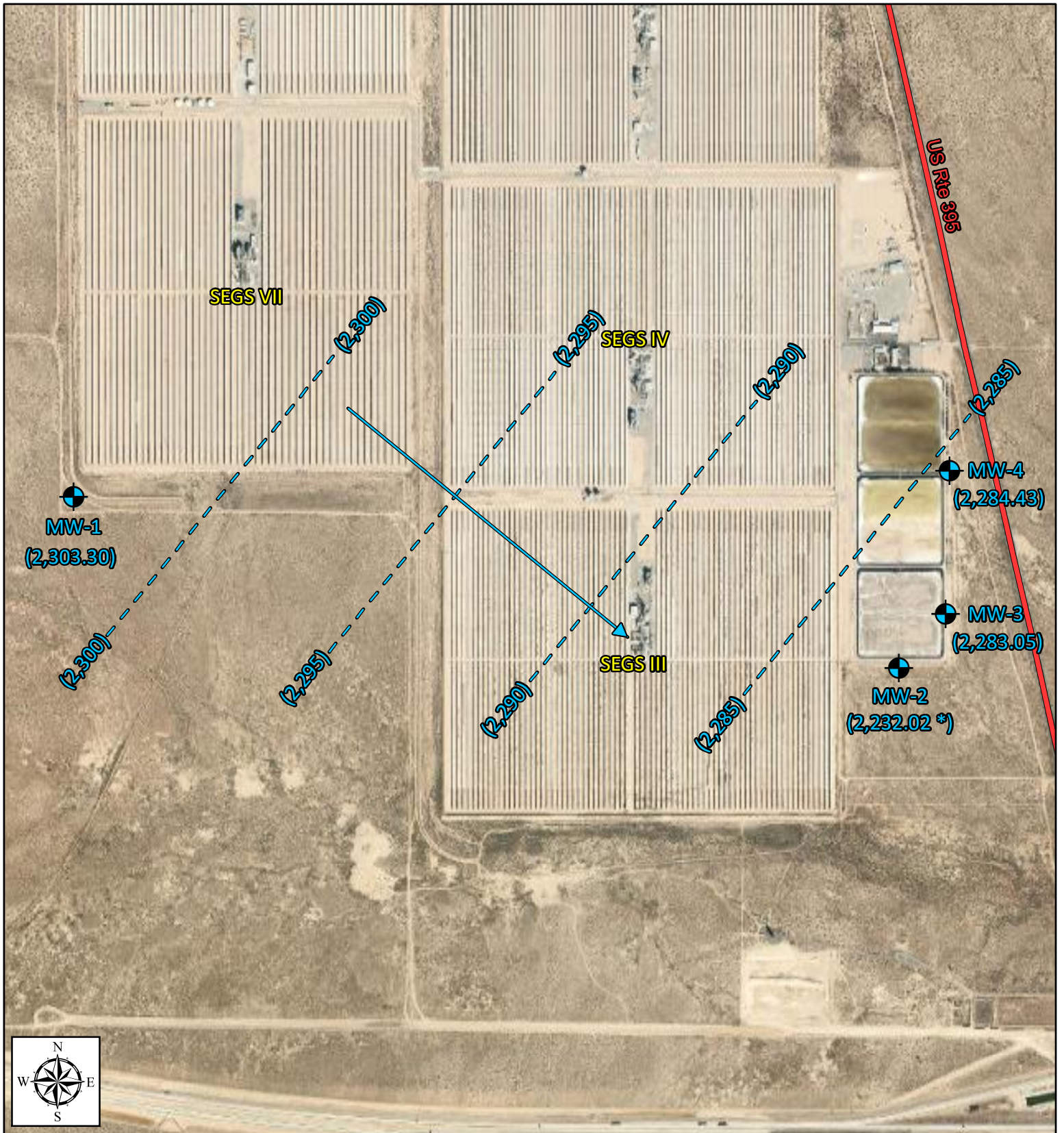
Scale: 1:15,000

Date: 12 Jan 2022





Drawn By: AWB

Checked By: AWB





**Legend**

-  Groundwater Monitoring Wells
-  Groundwater Gradient Direction
-  Groundwater Elevation Contour
- (2,300)** Groundwater Elevation in feet amsl
-  Data Point Not Used for Contouring

SEGS III - VII Kramer Junction  
Boron, California

**Figure 7**  
**Potentiometric Surface Map**  
**Fourth Quarter 2021**



Scale: 1:15,000

Date: 17 Jan 2022

Drawn By: AWB

Checked By: AWB

# **TABLES**

**Table 1**  
**LCRS Sump Pumping Log - Monthly Gallons Removed**

Month	Sump ID						Total (All Sumps) (gallons)
	3-S (gallons)	3-N (gallons)	4-S (gallons)	4-N (gallons)	5-S (gallons)	5-N (gallons)	
Jan-06	0	180	0	440	0	5,290	5,910
Feb-06	0	240	0	680	0	3,460	4,380
Mar-06	0	1,280	0	290	0	8,910	10,480
Apr-06	0	150	0	220	0	980	1,350
May-06	0	340	0	230	0	460	1,030
Jun-06	0	1,940	0	220	0	340	2,500
Jul-06	0	250	0	260	0	390	900
Aug-06	0	220	0	220	0	310	750
Sep-06	0	130	0	110	0	270	510
Oct-06	0	90	0	0	0	180	270
Nov-06	0	50	0	0	0	90	140
Dec-06	0	20	0	0	0	80	100
Jan-07	0	2,930	0	0	0	30	2,960
Feb-07	0	1,520	0	0	0	0	1,520
Mar-07	0	1,210	0	0	0	0	1,210
Apr-07	0	1,190	0	0	0	0	1,190
May-07	0	4,000	0	0	0	0	4,000
Jun-07	0	1,120	0	0	0	120	1,240
Jul-07	0	650	0	0	0	120	770
Aug-07	0	420	0	0	0	110	530
Sep-07	0	490	0	0	0	110	600
Oct-07	0	100	0	0	0	80	180
Nov-07	0	30	0	0	0	60	90
Dec-07	0	0	0	0	0	50	50
Jan-08	0	0	0	0	0	50	50
Feb-08	0	0	0	0	0	40	40
Mar-08	0	0	0	0	0	40	40
Apr-08	0	0	0	0	0	10	10
May-08	0	0	0	0	0	30	30
Jun-08	0	0	0	0	0	40	40
Jul-08	0	0	0	0	0	70	70
Aug-08	0	0	0	0	0	40	40
Sep-08	0	0	0	0	0	5,670	5,670
Oct-08	0	0	0	0	0	820	820
Nov-08	0	0	0	0	0	220	220
Dec-08	0	0	0	0	0	0	0
Jan-09	0	0	0	0	0	0	0
Feb-09	0	0	0	0	0	0	0
Mar-09	0	0	0	0	0	0	0
Apr-09	0	0	0	0	0	0	0



**Table 1**  
**LCRS Sump Pumping Log - Monthly Gallons Removed**

	Sump ID						Total (All Sumps)
	3-S	3-N	4-S	4-N	5-S	5-N	
May-09	0	0	0	0	0	0	0
Jun-09	0	0	0	0	0	0	0
Jul-09	0	0	0	0	0	0	0
Aug-09	0	0	0	0	0	0	0
Sep-09	0	0	0	0	0	0	0
Oct-09	0	0	0	0	0	0	0
Nov-09	0	0	0	0	0	0	0
Dec-09	0	0	0	0	0	0	0
Jan-10	0	0	0	0	0	0	0
Feb-10	0	0	0	0	0	0	0
Mar-10	0	0	0	0	0	0	0
Apr-10	0	0	0	0	0	0	0
May-10	0	0	0	0	0	0	0
Jun-10	0	0	0	0	0	0	0
Jul-10	0	0	0	0	0	0	0
Aug-10	0	0	0	0	0	0	0
Sep-10	0	0	0	0	0	0	0
Oct-10	0	0	0	0	0	0	0
Nov-10	0	0	0	0	0	0	0
Dec-10	0	0	0	0	0	0	0
Jan-11	0	0	0	0	0	0	0
Feb-11	320	0	0	2,850	0	820	3,990
Mar-11	2,430	660	0	1,300	0	1,220	5,610
Apr-11	0	0	0	0	340	290	630
May-11	9,520	16,780	3,870	14,130	4,270	4,220	52,790
Jun-11	15,050	12,030	90	1,050	3,660	1,100	32,980
Jul-11	6,160	1,570	6,470	3,690	2,660	5,610	26,160
Aug-11	10	0	9,130	16,030	750	0	25,920
Sep-11	0	0	0	10,360	2,480	0	12,840
Oct-11	0	0	2,950	1,480	0	0	4,430
Nov-11	0	0	400	0	0	0	400
Dec-11	0	0	0	0	0	0	0
Jan-12	0	0	0	0	0	0	0
Feb-12	0	0	0	0	0	0	0
Mar-12	0	0	0	1,420	2,780	0	4,200
Apr-12	1,800	1,630	8,040	9,490	17,280	14,770	53,010
May-12	21,550	18,100	870	1,290	580	11,890	54,280
Jun-12	20,735	19,695	910	975	775	940	44,030
Jul-12	20,885	20,095	520	695	165	530	42,890
Aug-12	19,340	18,680	20	520	0	410	38,970
Sep-12	20,110	19,690	390	570	40	290	41,090

**Table 1**  
**LCRS Sump Pumping Log - Monthly Gallons Removed**

	Sump ID						Total (All Sumps)
	3-S	3-N	4-S	4-N	5-S	5-N	
Oct-12	20,860	19,770	20	430	290	210	41,580
Nov-12	6,350	16,730	0	890	170	120	24,260
Dec-12	0	14,290	0	200	130	90	14,710
Jan-13	0	13,840	0	1,420	120	90	15,470
Feb-13	0	15,940	0	380	10	80	16,410
Mar-13	0	18,420	0	870	0	100	19,390
Apr-13	0	20,020	0	360	0	100	20,480
May-13	0	20,260	0	400	0	120	20,780
Jun-13	0	19,540	0	190	0	110	19,840
Jul-13	0	17,440	0	360	0	130	17,930
Aug-13	0	18,380	0	300	0	110	18,790
Sep-13	0	9,170	0	330	0	130	9,630
Oct-13	0	2,600	0	360	0	70	3,030
Nov-13	0	0	0	660	0	60	720
Dec-13	0	0	0	360	0	40	400
Jan-14	0	0	0	110	0	100	210
Feb-14	0	0	0	90	0	50	140
Mar-14	0	0	0	660	0	60	720
Apr-14	0	0	0	140	0	70	210
May-14	0	0	0	450	0	70	520
Jun-14	0	0	0	110	0	60	170
Jul-14	0	0	0	340	0	80	420
Aug-14	0	0	0	190	0	80	270
Sep-14	0	0	0	2,040	0	60	2,100
Oct-14	0	0	2,230	160	0	40	2,430
Nov-14	0	0	690	1,090	0	10	1,790
Dec-14	0	0	10	12,380	0	10	12,400
Jan-15	0	0	0	13,265	0	30	13,295
Feb-15	0	0	1,320	1,565	0	30	2,915
Mar-15	0	0	17,550	620	0	20	18,190
Apr-15	0	0	18,460	440	0	20	18,920
May-15	0	0	18,380	340	0	20	18,740
Jun-15	9,880	120	7,430	340	0	40	17,810
Jul-15	12,620	10,100	1,540	4,040	0	50	28,350
Aug-15	12,250	16,980	430	2,720	0	0	32,380
Sep-15	1,460	12,470	15,730	3,860	0	0	33,520
Oct-15	0	0	2,120	15,580	0	0	17,700
Nov-15	0	0	0	16,297	0	0	16,297
Dec-15	0	0	30	8,993	0	0	9,023
Jan-16	1,700	5,820	330	2,520	8,270	0	18,640
Feb-16	12,310	7,550	190	9,370	8,360	0	37,780

**Table 1**  
**LCRS Sump Pumping Log - Monthly Gallons Removed**

	Sump ID						Total (All Sumps)
	3-S	3-N	4-S	4-N	5-S	5-N	
Mar-16	340	2,760	750	4,940	0	0	8,790
Apr-16	11,120	16,270	2,750	10,270	410	0	40,820
May-16	17,680	17,330	12,340	8,340	260	0	55,950
Jun-16	17,380	17,380	1,110	3,970	190	0	40,030
Jul-16	18,050	21,140	2,070	0	60	0	41,320
Aug-16	18,710	21,960	0	0	0	0	40,670
Sep-16	18,020	21,800	9,460	0	0	0	49,280
Oct-16	11,980	19,280	18,690	4,830	0	0	54,780
Nov-16	8,240	13,900	11,000	16,670	0	0	49,810
Dec-16	2,040	1,190	830	14,670	2,190	710	21,630
Jan-17	2,620	1,320	2,780	10,760	12,280	170	29,930
Feb-17	4,900	14,480	10,620	11,740	13,360	890	55,990
Mar-17	9,360	20,050	5,480	5,460	11,260	2,340	53,950
Apr-17	11,860	20,740	11,020	3,240	12,630	370	59,860
May-17	11,550	18,800	5,100	3,990	2,600	220	42,260
Jun-17	11,120	19,710	760	2,630	2,430	210	36,860
Jul-17	11,080	20,030	2,520	4,930	430	170	39,160
Aug-17	13,160	20,060	1,240	1,250	330	90	36,130
Sep-17	13,910	20,620	1,420	4,810	80	0	40,840
Oct-17	13,380	20,710	6,140	270	0	0	40,500
Nov-17	12,810	17,870	0	260	0	0	30,940
Dec-17	4,740	16,380	0	150	160	0	21,430
Jan-18	5,850	15,020	290	620	190	230	22,200
Feb-18	2,050	13,420	0	2,280	100	90	17,940
Mar-18	1,040	17,260	0	6,120	120	70	24,610
Apr-18	1,800	19,000	2,040	5,810	120	0	28,770
May-18	1,190	20,600	3,900	5,700	30	140	31,560
Jun-18	470	20,090	0	5,760	0	80	26,400
Jul-18	260	19,960	0	11,150	0	80	31,450
Aug-18	136,090	20,790	0	3,670	100	70	160,720
Sep-18	20,690	20,530	4,740	490	90	40	46,580
Oct-18	20,860	20,330	610	480	1,260	40	43,580
Nov-18	18,950	17,470	0	200	3,260	10	39,890
Dec-18	14,470	10,990	870	3,620	10	0	29,960
Jan-19	14,640	10,194	1,219	7,140	0	40	33,233
Feb-19	14,930	10,833	1,030	12,060	170	760	39,783
Mar-19	19,060	19,083	5,049	7,405	10	2,885	53,492
Apr-19	19,210	19,712	502	1,755	890	3,075	45,144
May-19	17,470	18,509	287	640	250	220	37,376
Jun-19	18,120	18,873	348	430	130	230	38,131
Jul-19	19,100	19,817	1,515	950	10	180	41,572

**Table 1**  
**LCRS Sump Pumping Log - Monthly Gallons Removed**

	Sump ID						Total (All Sumps)
	3-S	3-N	4-S	4-N	5-S	5-N	
Aug-19	20,060	20,862	7,524	0	130	160	48,736
Sep-19	19,460	20,272	3,599	0	130	100	43,561
Oct-19	20,780	21,774	815	2,760	90	70	46,289
Nov-19	13,243	15,982	224	0	60	50	29,559
Dec-19	6,727	7,132	10,718	0	30	130	24,738
Jan-20	0	0	9,047	0	0	0	9,047
Feb-20	0	0	1,019	0	0	0	1,019
Mar-20	0	0	0	0	0	0	0
Apr-20	0	0	0	0	0	0	0
May-20	0	0	0	0	0	0	0
Jun-20	0	0	0	0	0	0	0
Jul-20	0	0	0	0	0	0	0
Aug-20	0	0	0	0	0	0	0
Sep-20	0	0	0	0	0	0	0
Oct-20	0	0	0	0	0	0	0
Nov-20	0	0	0	0	0	0	0
Dec-20	0	0	0	0	0	0	0
Jan-21	0	0	0	0	0	0	0
Feb-21	0	0	0	0	0	0	0
Mar-21	0	0	0	0	0	0	0
Apr-21	0	0	0	0	0	0	0
May-21	0	0	0	0	0	0	0
Jun-21	0	0	0	0	0	0	0
Jul-21	0	0	0	0	0	0	0
Aug-21	0	0	0	0	0	0	0
Sep-21	0	0	0	0	0	0	0
Oct-21	0	0	0	0	0	0	0
Nov-21	0	0	0	0	0	0	0
Dec-21	0	0	0	0	0	0	0

**Table 2**  
**Evaporation Pond Discharge Volume**

<b>Month</b>	<b>Monthly Total (gallons)</b>	<b>12 Month Cumulative (gallons)</b>	<b>12 Month Average (gallons)</b>	<b>Quarterly Total (gallons)</b>
Jan-96	2,263,058			7,231,602
Feb-96	2,105,752			
Mar-96	2,862,792			
Apr-96	2,308,868			
May-96	3,207,411			9,841,646
Jun-96	4,325,367			
Jul-96	3,919,897			
Aug-96	4,486,353			
Sep-96	3,387,041			11,793,291
Oct-96	1,902,024			
Nov-96	786,743			
Dec-96	1,873,601	33,428,907	2,785,742	
Jan-97	2,318,716	33,484,565	2,790,380	3,981,517
Feb-97	1,134,627	32,513,440	2,709,453	
Mar-97	528,174	30,178,822	2,514,902	
Apr-97	1,828,015	29,697,969	2,474,831	
May-97	2,726,594	29,217,152	2,434,763	7,856,325
Jun-97	3,301,716	28,193,501	2,349,458	
Jul-97	3,641,880	27,915,484	2,326,290	
Aug-97	3,017,871	26,447,002	2,203,917	
Sep-97	2,602,685	25,662,646	2,138,554	9,262,436
Oct-97	1,924,350	25,684,972	2,140,414	
Nov-97	1,493,903	26,392,132	2,199,344	
Dec-97	1,805,651	26,324,182	2,193,682	
Jan-98	3,537,002	27,542,468	2,295,206	8,167,310
Feb-98	2,265,327	28,673,168	2,389,431	
Mar-98	2,364,981	30,509,975	2,542,498	
Apr-98	2,043,750	30,725,710	2,560,476	
May-98	1,813,393	29,812,509	2,484,376	5,707,998
Jun-98	1,850,855	28,361,648	2,363,471	
Jul-98	2,400,786	27,120,554	2,260,046	
Aug-98	2,803,502	26,906,185	2,242,182	
Sep-98	3,014,928	27,318,428	2,276,536	8,219,216
Oct-98	2,757,923	28,152,001	2,346,000	
Nov-98	1,517,904	28,176,002	2,348,000	
Dec-98	1,834,399	28,204,750	2,350,396	
Jan-99	4,076,110	28,743,858	2,395,322	8,603,101
Feb-99	3,387,710	29,866,241	2,488,853	
Mar-99	1,139,281	28,640,541	2,386,712	
Apr-99	1,909,531	28,506,322	2,375,527	
May-99	2,598,508	29,291,437	2,440,953	8,118,768
Jun-99	3,610,729	31,051,311	2,587,609	
Jul-99	3,584,009	32,234,534	2,686,211	
Aug-99	3,199,737	32,630,769	2,719,231	
Sep-99	3,094,732	32,710,573	2,725,881	9,878,478
Oct-99	3,215,390	33,168,040	2,764,003	
Nov-99	1,459,301	33,109,437	2,759,120	
Dec-99	2,562,290	33,837,328	2,819,777	
Jan-00	3,646,722	33,407,940	2,783,995	8,321,143
Feb-00	2,394,445	32,414,675	2,701,223	
Mar-00	2,279,976	33,555,370	2,796,281	
Apr-00	3,040,666	34,686,505	2,890,542	

**Table 2**  
**Evaporation Pond Discharge Volume**

	Monthly Total	12 Month Cumulative	12 Month Average	Quarterly Total
May-00	3,913,917	36,001,914	3,000,160	11,194,424
Jun-00	4,239,841	36,631,026	3,052,586	
Jul-00	3,920,539	36,967,556	3,080,630	
Aug-00	3,651,998	37,419,817	3,118,318	11,264,420
Sep-00	3,691,883	38,016,968	3,168,081	
Oct-00	3,174,352	37,975,930	3,164,661	
Nov-00	2,746,446	39,263,075	3,271,923	8,390,589
Dec-00	2,469,791	39,170,576	3,264,215	
Jan-01	2,269,629	37,793,483	3,149,457	
Feb-01	1,536,945	36,935,983	3,077,999	6,512,203
Mar-01	2,705,629	37,361,636	3,113,470	
Apr-01	2,547,247	36,868,217	3,072,351	
May-01	3,549,275	36,503,575	3,041,965	10,220,198
Jun-01	4,123,676	36,387,410	3,032,284	
Jul-01	4,624,988	37,091,859	3,090,988	
Aug-01	4,899,518	38,339,379	3,194,948	15,557,418
Sep-01	6,032,912	40,680,408	3,390,034	
Oct-01	4,424,702	41,930,758	3,494,230	
Nov-01	4,081,470	43,265,782	3,605,482	11,544,558
Dec-01	3,038,386	43,834,377	3,652,865	
Jan-02	3,131,447	44,696,195	3,724,683	
Feb-02	3,282,944	46,442,194	3,870,183	9,493,035
Mar-02	3,078,644	46,815,209	3,901,267	
Apr-02	2,148,342	46,416,304	3,868,025	
May-02	3,937,106	46,804,135	3,900,345	11,035,719
Jun-02	4,950,271	47,630,730	3,969,228	
Jul-02	4,643,888	47,649,630	3,970,803	
Aug-02	4,750,358	47,500,470	3,958,373	14,496,846
Sep-02	5,102,600	46,570,158	3,880,847	
Oct-02	3,974,889	46,120,345	3,843,362	
Nov-02	2,048,483	44,087,358	3,673,947	8,164,437
Dec-02	2,141,065	43,190,037	3,599,170	
Jan-03	3,578,775	43,637,365	3,636,447	
Feb-03	1,540,963	41,895,384	3,491,282	7,495,216
Mar-03	2,375,478	41,192,218	3,432,685	
Apr-03	2,130,629	41,174,505	3,431,209	
May-03	3,111,650	40,349,049	3,362,421	9,649,889
Jun-03	4,407,610	39,806,388	3,317,199	
Jul-03	4,203,745	39,366,245	3,280,520	
Aug-03	4,150,612	38,766,499	3,230,542	11,884,367
Sep-03	3,530,010	37,193,909	3,099,492	
Oct-03	3,027,060	36,246,080	3,020,507	
Nov-03	3,591,714	37,789,311	3,149,109	9,236,026
Dec-03	2,617,252	38,265,498	3,188,792	
Jan-04	3,239,012	37,925,735	3,160,478	
Feb-04	3,763,084	40,147,856	3,345,655	9,269,046
Mar-04	2,266,950	40,039,328	3,336,611	
Apr-04	2,598,214	40,506,913	3,375,576	
May-04	3,524,160	40,919,423	3,409,952	10,867,929
Jun-04	4,745,555	41,257,368	3,438,114	
Jul-04	4,558,213	41,611,836	3,467,653	
Aug-04	4,053,239	41,514,463	3,459,539	12,593,074
Sep-04	3,981,622	41,966,075	3,497,173	

**Table 2**  
**Evaporation Pond Discharge Volume**

	Monthly Total	12 Month Cumulative	12 Month Average	Quarterly Total
Oct-04	3,175,522	42,114,537	3,509,545	8,753,395
Nov-04	3,039,619	41,562,442	3,463,537	
Dec-04	2,538,254	41,483,444	3,456,954	
Jan-05	2,995,970	41,240,402	3,436,700	6,301,755
Feb-05	954,621	38,431,939	3,202,662	
Mar-05	2,351,164	38,516,153	3,209,679	
Apr-05	3,326,730	39,244,669	3,270,389	9,713,382
May-05	3,420,816	39,141,325	3,261,777	
Jun-05	2,965,836	37,361,606	3,113,467	
Jul-05	2,688,930	35,492,323	2,957,694	7,767,197
Aug-05	2,745,802	34,184,886	2,848,741	
Sep-05	2,332,465	32,535,729	2,711,311	
Oct-05	1,781,061	31,141,268	2,595,106	6,897,321
Nov-05	1,038,195	29,139,844	2,428,320	
Dec-05	4,078,065	30,679,655	2,556,638	
Jan-06	1,786,295	29,469,980	2,455,832	4,664,557
Feb-06	1,576,092	30,091,451	2,507,621	
Mar-06	1,302,170	29,042,457	2,420,205	
Apr-06	2,181,583	27,897,310	2,324,776	6,656,351
May-06	2,314,738	26,791,232	2,232,603	
Jun-06	2,160,030	25,985,426	2,165,452	
Jul-06	2,477,832	25,774,328	2,147,861	7,442,174
Aug-06	2,560,102	25,588,628	2,132,386	
Sep-06	2,404,240	25,660,403	2,138,367	
Oct-06	1,164,134	25,043,476	2,086,956	6,321,522
Nov-06	1,469,601	25,474,882	2,122,907	
Dec-06	3,687,787	25,084,604	2,090,384	
Jan-07	2,829,728	26,128,037	2,177,336	7,094,382
Feb-07	1,587,313	26,139,258	2,178,272	
Mar-07	2,677,341	27,514,429	2,292,869	
Apr-07	2,459,645	27,792,491	2,316,041	10,042,209
May-07	3,749,697	29,227,450	2,435,621	
Jun-07	3,832,867	30,900,287	2,575,024	
Jul-07	3,250,085	31,672,540	2,639,378	10,447,719
Aug-07	2,964,290	32,076,728	2,673,061	
Sep-07	4,233,344	33,905,832	2,825,486	
Oct-07	2,640,854	35,382,552	2,948,546	7,894,326
Nov-07	2,083,591	35,996,542	2,999,712	
Dec-07	3,169,881	35,478,636	2,956,553	
Jan-08	1,308,257	33,957,165	2,829,764	4,900,680
Feb-08	1,195,332	33,565,184	2,797,099	
Mar-08	2,397,091	33,284,934	2,773,745	
Apr-08	2,724,097	33,549,386	2,795,782	10,733,145
May-08	3,305,489	33,105,178	2,758,765	
Jun-08	4,703,559	33,975,870	2,831,323	
Jul-08	4,053,708	34,779,493	2,898,291	12,837,049
Aug-08	4,160,110	35,975,313	2,997,943	
Sep-08	4,623,231	36,365,200	3,030,433	
Oct-08	2,175,441	35,899,787	2,991,649	6,088,574
Nov-08	1,723,207	35,539,403	2,961,617	
Dec-08	2,189,926	34,559,448	2,879,954	
Jan-09	4,243,568	37,494,759	3,124,563	
Feb-09	1,332,332	37,631,759	3,135,980	

**Table 2**  
**Evaporation Pond Discharge Volume**

	Monthly Total	12 Month Cumulative	12 Month Average	Quarterly Total
Mar-09	3,074,134	38,308,802	3,192,400	8,650,034
Apr-09	3,743,004	39,327,709	3,277,309	
May-09	3,450,814	39,473,034	3,289,420	
Jun-09	5,103,194	39,872,669	3,322,722	12,297,012
Jul-09	5,810,764	41,629,725	3,469,144	
Aug-09	4,216,156	41,685,771	3,473,814	
Sep-09	4,624,172	41,686,712	3,473,893	14,651,092
Oct-09	2,617,044	42,128,315	3,510,693	
Nov-09	2,814,632	43,219,740	3,601,645	
Dec-09	3,211,378	44,241,192	3,686,766	8,643,054
Jan-10	591,104	40,588,728	3,382,394	
Feb-10	1,340,592	40,596,988	3,383,082	
Mar-10	1,493,816	39,016,670	3,251,389	3,425,512
Apr-10	2,694,588	37,968,254	3,164,021	
May-10	3,273,896	37,791,336	3,149,278	
Jun-10	5,009,944	37,698,086	3,141,507	10,978,428
Jul-10	4,627,952	36,515,274	3,042,940	
Aug-10	4,264,960	36,564,078	3,047,007	
Sep-10	4,334,792	36,274,698	3,022,892	13,227,704
Oct-10	2,654,848	36,312,502	3,026,042	
Nov-10	2,065,016	35,562,886	2,963,574	
Dec-10	2,935,224	35,286,732	2,940,561	7,655,088
Jan-11	1,501,352	36,196,980	3,016,415	
Feb-11	930,464	35,786,852	2,982,238	
Mar-11	1,362,752	35,655,788	2,971,316	3,794,568
Apr-11	2,122,712	35,083,912	2,923,659	
May-11	2,344,240	34,154,256	2,846,188	
Jun-11	3,604,248	32,748,560	2,729,047	8,071,200
Jul-11	3,331,562	31,452,170	2,621,014	
Aug-11	3,570,989	30,758,199	2,563,183	
Sep-11	3,157,800	29,581,207	2,465,101	10,060,351
Oct-11	2,554,782	29,481,141	2,456,762	
Nov-11	1,657,194	29,073,319	2,422,777	
Dec-11	1,852,132	27,990,227	2,332,519	6,064,108
Jan-12	1,747,803	28,236,678	2,353,057	
Feb-12	1,539,536	28,845,750	2,403,813	
Mar-12	3,427,598	30,910,596	2,575,883	6,714,937
Apr-12	3,992,856	32,780,740	2,731,728	
May-12	3,749,440	34,185,940	2,848,828	
Jun-12	4,935,144	35,516,836	2,959,736	12,677,440
Jul-12	4,928,942	37,114,216	3,092,851	
Aug-12	3,830,440	37,373,667	3,114,472	
Sep-12	4,758,703	38,974,570	3,247,881	13,518,085
Oct-12	3,149,724	39,569,512	3,297,459	
Nov-12	2,918,303	40,830,621	3,402,552	
Dec-12	1,368,020	40,346,509	3,362,209	7,436,047
Jan-13	2,147,108	40,745,814	3,395,485	
Feb-13	283,008	39,489,286	3,290,774	
Mar-13	2,579,696	38,641,384	3,220,115	5,009,812
Apr-13	2,608,004	37,256,532	3,104,711	
May-13	3,782,928	37,290,020	3,107,502	
Jun-13	4,483,639	36,838,515	3,069,876	10,874,571
Jul-13	3,904,177	35,813,750	2,984,479	



**Table 2**  
**Evaporation Pond Discharge Volume**

	Monthly Total	12 Month Cumulative	12 Month Average	Quarterly Total
Aug-13	4,380,264	36,363,574	3,030,298	12,655,353
Sep-13	4,370,912	35,975,783	2,997,982	
Oct-13	2,602,304	35,428,363	2,952,364	
Nov-13	1,597,072	34,107,132	2,842,261	
Dec-13	932,944	33,672,056	2,806,005	5,132,320
Jan-14	962,288	32,487,236	2,707,270	4,427,376
Feb-14	1,100,232	33,304,460	2,775,372	
Mar-14	2,364,856	33,089,620	2,757,468	
Apr-14	2,288,464	32,770,080	2,730,840	
May-14	3,409,337	32,396,489	2,699,707	10,075,578
Jun-14	4,377,777	32,290,627	2,690,886	
Jul-14	4,439,752	32,826,202	2,735,517	
Aug-14	4,343,364	32,789,302	2,732,442	
Sep-14	4,319,778	32,738,168	2,728,181	13,102,894
Oct-14	2,542,364	32,678,228	2,723,186	
Nov-14	1,711,566	32,792,722	2,732,727	
Dec-14	1,691,148	33,550,926	2,795,911	
Jan-15	1,432,512	34,021,150	2,835,096	4,963,515
Feb-15	1,529,045	34,449,963	2,870,830	
Mar-15	2,001,958	34,087,065	2,840,589	
Apr-15	2,221,778	34,020,379	2,835,032	
May-15	1,218,467	31,829,509	2,652,459	8,479,995
Jun-15	5,039,750	32,491,482	2,707,624	
Jul-15	4,562,711	32,614,441	2,717,870	
Aug-15	4,725,594	32,996,671	2,749,723	
Sep-15	3,856,472	32,533,365	2,711,114	13,144,777
Oct-15	1,298,326	31,289,327	2,607,444	
Nov-15	1,111,868	30,689,629	2,557,469	
Dec-15	927,556	29,926,037	2,493,836	
Jan-16	987,984	29,481,509	2,456,792	4,106,665
Feb-16	1,583,594	29,536,058	2,461,338	
Mar-16	1,535,087	29,069,187	2,422,432	
Apr-16	1,812,245	28,659,654	2,388,305	
May-16	2,714,943	30,156,130	2,513,011	8,741,901
Jun-16	4,214,713	29,331,093	2,444,258	
Jul-16	4,988,299	29,756,681	2,479,723	
Aug-16	4,902,870	29,933,957	2,494,496	
Sep-16	4,067,596	30,145,081	2,512,090	13,958,765
Oct-16	2,553,972	31,400,727	2,616,727	
Nov-16	1,182,796	31,471,655	2,622,638	
Dec-16	2,347,746	32,891,845	2,740,987	
Jan-17	895,824	32,799,685	2,733,307	3,424,282
Feb-17	882,986	32,099,077	2,674,923	
Mar-17	1,645,472	32,209,462	2,684,122	
Apr-17	2,619,988	33,017,205	2,751,434	
May-17	3,069,552	33,371,814	2,780,985	9,703,592
Jun-17	4,014,052	33,171,153	2,764,263	
Jul-17	5,217,836	33,400,690	2,783,391	
Aug-17	4,725,594	33,223,414	2,768,618	
Sep-17	4,067,596	33,223,414	2,768,618	14,011,026
Oct-17	1,298,326	31,967,768	2,663,981	
Nov-17	1,657,194	32,442,166	2,703,514	
Dec-17	932,944	31,027,364	2,585,614	
				3,888,464

**Table 2**  
**Evaporation Pond Discharge Volume**

	Monthly Total	12 Month Cumulative	12 Month Average	Quarterly Total
Jan-18	236,168	30,367,708	2,530,642	3,502,885
Feb-18	1,464,848	30,949,570	2,579,131	
Mar-18	1,801,869	31,105,967	2,592,164	
Apr-18	2,984,041	31,470,020	2,622,502	
May-18	1,742,927	30,143,395	2,511,950	10,578,849
Jun-18	5,851,881	31,981,224	2,665,102	
Jul-18	4,901,040	31,664,428	2,638,702	
Aug-18	5,075,686	32,014,520	2,667,877	
Sep-18	5,321,544	33,268,468	2,772,372	15,298,270
Oct-18	3,532,080	35,502,222	2,958,519	
Nov-18	1,731,221	35,576,249	2,964,687	
Dec-18	2,487,918	37,131,223	3,094,269	
Jan-19	1,969,835	38,864,890	3,238,741	2,724,282
Feb-19	467,422	37,867,464	3,155,622	
Mar-19	287,025	36,352,620	3,029,385	
Apr-19	2,570,463	35,939,042	2,994,920	
May-19	2,654,643	36,850,758	3,070,897	8,932,396
Jun-19	3,707,290	34,706,167	2,892,181	
Jul-19	4,054,589	33,859,716	2,821,643	
Aug-19	4,252,596	33,036,626	2,753,052	
Sep-19	2,062,880	29,777,962	2,481,497	10,370,065
Oct-19	1,386,727	27,632,609	2,302,717	
Nov-19	2,487,918	28,389,306	2,365,776	
Dec-19	365,364	26,266,752	2,188,896	
Jan-20	48,375	24,345,292	2,028,774	71,140
Feb-20	22,765	23,900,635	1,991,720	
Mar-20	0	23,613,610	1,967,801	
Apr-20	0	21,043,147	1,753,596	
May-20	0	18,388,504	1,532,375	0
Jun-20	0	14,681,214	1,223,435	
Jul-20	0	10,626,625	885,552	
Aug-20	0	6,374,029	531,169	
Sep-20	0	4,311,149	359,262	0
Oct-20	0	2,924,422	243,702	
Nov-20	0	436,504	36,375	
Dec-20	0	71,140	5,928	
Jan-21	0	22,765	1,897	0
Feb-21	0	0	0	
Mar-21	0	0	0	
Apr-21	0	0	0	
May-21	0	0	0	0
Jun-21	0	0	0	
Jul-21	0	0	0	
Aug-21	0	0	0	
Sep-21	0	0	0	0
Oct-21	0	0	0	
Nov-21	0	0	0	
Dec-21	0	0	0	

**Table 3**  
**Groundwater Monitoring Results - Year to Date**

Quarter	Analyte	EPA Method	Reporting Limit	Units	Sample ID				
					MW-1	MW-2	MW-3	MW-4	DUP <sup>1</sup>
Q1 2021	Sodium	6010B	0.50	mg/L	340	320	270	220	340
Q2 2021	Sodium	6010B	0.50	mg/L	340	220	320	260	330
Q3 2021	Sodium	6010B	1.0	mg/L	330	300	260	220	330
Q4 2021	Sodium	6010B	1.0	mg/L	370	340	280	250	360
Q1 2021	Sulfate	300.0	25	mg/L	340	240	210	200	340
Q2 2021	Sulfate	300.0	25	mg/L	340	190	230	220	330
Q3 2021	Sulfate	300.0	10 - 25	mg/L	340	240	220	200	340
Q4 2021	Sulfate	300.0	25	mg/L	340	240	220	200	340
Q1 2021	Total Dissolved Solids	SM2540C	10	mg/L	1,300	1,200	940	840	1,300
Q2 2021	Total Dissolved Solids	SM2540C	10	mg/L	1,200	850	1,100	950	1,200
Q3 2021	Total Dissolved Solids	SM2540C	10 - 20	mg/L	1,200	1,200	1,000	860	1,300
Q4 2021	Total Dissolved Solids	SM2540C	10 - 20	mg/L	1,200	1,100	940	810	1,200
Q1 2021	Temperature	Field Parameter	N/A	Degrees Celsius	22.4	23.0	22.8	22.7	22.4
Q2 2021	Temperature	Field Parameter	N/A	Degrees Celsius	23.4	25.7	22.3	23.0	23.4
Q3 2021	Temperature	Field Parameter	N/A	Degrees Celsius	24.3	25.9	25.0	24.2	24.3
Q4 2021	Temperature	Field Parameter	N/A	Degrees Celsius	22.7	21.3	22.0	22.4	22.7
Q1 2021	pH	Field Parameter	N/A	Standard Units	7.50	7.35	7.36	7.50	7.50
Q2 2021	pH	Field Parameter	N/A	Standard Units	7.39	7.35	7.35	7.21	7.39
Q3 2021	pH	Field Parameter	N/A	Standard Units	7.34	7.24	7.35	7.31	7.34
Q4 2021	pH	Field Parameter	N/A	Standard Units	7.35	7.27	7.24	7.23	7.35
Q1 2021	Specific Conductivity	Field Parameter	N/A	µmhos/cm	1,970	1,830	1,550	1,400	1,970
Q2 2021	Specific Conductivity	Field Parameter	N/A	µmhos/cm	2,080	1,840	1,540	1,500	2,080
Q3 2021	Specific Conductivity	Field Parameter	N/A	µmhos/cm	1,990	1,820	1,540	1,370	1,990
Q4 2021	Specific Conductivity	Field Parameter	N/A	µmhos/cm	1,960	1,780	1,510	1,370	1,960
Q1 2021	Static Water Level	Field Parameter	N/A	Feet amsl	2,303.35	2,229.92	2,282.95	2,284.43	2,303.35
Q2 2021	Static Water Level	Field Parameter	N/A	Feet amsl	2,303.42	2,230.47	2,282.95	2,284.43	2,303.42
Q3 2021	Static Water Level	Field Parameter	N/A	Feet amsl	2,303.36	2,230.47	2,282.95	2,284.68	2,303.36
Q4 2021	Static Water Level	Field Parameter	N/A	Feet amsl	2,303.30	2,232.02	2,283.05	2,284.43	2,303.30

Notes:

ND = Not Detected at or above the laboratory reporting limit

<sup>1</sup> - The duplicate sample was collected from MW-1 for all quarters of 2021.

**Table 4**  
**Neutron Probe Monitoring Results - Horizontal Wells**

Distance from Point of Entry (feet)	Percent Moisture by Volume - First Quarter 2021									
	HN-1 (% H <sub>2</sub> O)	HN-2 (% H <sub>2</sub> O)	HN-3 (% H <sub>2</sub> O)	HN-4 (% H <sub>2</sub> O)	HN-5 (% H <sub>2</sub> O)	HN-6 (% H <sub>2</sub> O)	HN-7 (% H <sub>2</sub> O)	HN-8 (% H <sub>2</sub> O)	HN-9 (% H <sub>2</sub> O)	HN-10 (% H <sub>2</sub> O)
<b>West Side of Ponds</b>										
25	14.28	15.22	13.02	13.21	14.16	20.04	13.41	15.50	14.87	10.71
50	8.25	9.46	11.99	10.10	11.89	12.56	11.81	14.61	10.27	11.49
75	10.42	13.11	14.28	11.92	14.59	14.76	12.52	14.59	16.79	11.01
100	12.28	10.23	14.60	10.55	8.59	12.85	12.73	10.70	10.25	11.26
200	12.03	9.54	10.94	9.29	8.10	8.23	11.20	8.82	13.54	11.13
300	11.35	9.39	10.34	8.55	9.91	7.92	9.00	10.47	9.71	10.72
400	13.19	8.67	9.67	9.24	7.68	8.43	15.64	9.15	9.41	11.60
500	8.78	9.06	9.61	8.96	8.19	9.70	16.17	10.89	10.36	9.50
<b>East Side of Ponds</b>										
25	12.35	10.40	12.91	10.53	10.60	10.92	13.87	12.05	10.69	9.77
50	10.29	11.70	11.97	9.70	12.06	13.49	10.35	11.46	10.63	10.40
75	13.11	13.15	11.98	10.45	12.39	13.33	12.70	10.82	10.54	9.96
100	12.50	11.87	9.87	11.54	11.58	11.66	13.89	10.11	9.15	11.42
200	12.27	8.83	10.02	11.11	10.26	9.52	14.76	9.22	9.98	10.82
300	9.77	8.63	10.71	9.07	8.45	10.20	16.49	9.23	10.24	9.10
400	15.27	12.33	8.82	8.88	8.96	8.34	12.79	9.09	9.40	12.25
500	10.96	9.01	13.42	9.63	8.87	8.76	13.08	10.52	8.77	9.79

Note: Data collected using a CPN Model 503 DR Hydro-Probe™ Neutron Moisture Gauge

Distance from Point of Entry (feet)	Percent Moisture by Volume - Second Quarter 2021									
	HN-1 (% H <sub>2</sub> O)	HN-2 (% H <sub>2</sub> O)	HN-3 (% H <sub>2</sub> O)	HN-4 (% H <sub>2</sub> O)	HN-5 (% H <sub>2</sub> O)	HN-6 (% H <sub>2</sub> O)	HN-7 (% H <sub>2</sub> O)	HN-8 (% H <sub>2</sub> O)	HN-9 (% H <sub>2</sub> O)	HN-10 (% H <sub>2</sub> O)
<b>West Side of Ponds</b>										
25	14.62	14.85	12.93	13.19	14.30	19.32	12.18	15.44	14.84	10.32
50	8.12	9.25	12.63	9.56	11.55	11.47	11.59	15.32	10.09	11.63
75	10.42	13.23	15.01	12.30	13.35	14.35	12.03	15.23	16.25	10.53
100	11.72	10.02	14.48	10.55	8.99	13.08	13.41	10.83	8.50	11.37
200	12.00	8.98	11.12	8.98	8.10	8.00	19.19	8.73	15.83	12.00
300	10.85	9.01	10.04	8.62	10.04	8.11	12.87	10.36	9.55	10.22
400	13.91	9.02	9.52	9.32	7.45	8.13	14.30	9.66	9.15	13.21
500	9.11	8.60	9.40	8.63	8.17	9.84	15.95	10.01	9.67	9.18
<b>East Side of Ponds</b>										
25	11.73	10.48	13.39	10.75	10.90	10.77	12.92	11.42	9.77	9.67
50	9.93	9.92	12.03	9.31	12.70	13.71	9.77	11.79	9.76	10.53
75	13.08	12.22	12.03	9.84	11.39	13.51	13.02	10.87	8.35	9.92
100	12.22	10.13	10.28	11.38	12.13	12.73	14.07	9.31	9.52	10.76
200	12.68	9.00	10.24	11.22	9.77	9.39	15.03	9.18	10.09	10.30
300	9.48	8.77	10.14	9.31	8.22	9.84	16.86	9.08	9.61	9.12
400	15.42	10.81	8.79	8.96	8.78	8.58	17.36	8.97	9.37	11.15
500	10.44	9.33	13.19	9.56	8.87	8.50	12.43	10.57	8.68	9.27

Note: Data collected using a CPN Model 503 DR Hydro-Probe™ Neutron Moisture Gauge

**Table 4**  
**Neutron Probe Monitoring Results - Horizontal Wells**

Distance from Point of Entry (feet)	Percent Moisture by Volume - Third Quarter 2021									
	HN-1 (% H <sub>2</sub> O)	HN-2 (% H <sub>2</sub> O)	HN-3 (% H <sub>2</sub> O)	HN-4 (% H <sub>2</sub> O)	HN-5 (% H <sub>2</sub> O)	HN-6 (% H <sub>2</sub> O)	HN-7 (% H <sub>2</sub> O)	HN-8 (% H <sub>2</sub> O)	HN-9 (% H <sub>2</sub> O)	HN-10 (% H <sub>2</sub> O)
<b>West Side of Ponds</b>										
25	13.59	14.56	13.23	12.15	13.16	18.53	12.31	15.08	14.23	10.45
50	8.41	9.39	12.42	10.17	14.14	12.42	11.47	15.12	10.23	10.81
75	11.37	13.13	14.62	12.26	14.59	12.22	12.17	15.16	16.48	10.01
100	11.86	10.26	14.24	10.93	9.19	13.02	13.16	10.14	9.93	10.51
200	11.81	8.26	10.93	8.81	8.45	7.90	9.74	9.05	13.23	11.55
300	11.25	9.07	9.61	9.07	9.82	8.03	13.74	10.71	9.33	9.16
400	13.15	9.33	9.74	9.64	7.61	8.49	15.08	8.94	9.33	14.86
500	9.20	8.81	9.83	8.63	8.32	9.90	15.81	10.25	10.51	9.24
<b>East Side of Ponds</b>										
25	12.18	10.87	13.38	10.26	11.11	10.46	12.13	10.91	9.98	10.01
50	10.64	11.45	11.78	9.03	11.21	13.06	9.74	11.05	10.16	9.16
75	12.87	12.98	11.66	9.98	11.60	12.88	13.03	10.65	9.96	9.76
100	12.44	11.81	10.29	11.24	11.52	13.05	13.44	9.58	8.29	10.76
200	11.89	8.68	9.63	11.12	9.96	9.62	15.45	9.21	9.71	10.42
300	9.31	8.31	9.94	9.27	8.83	10.48	16.85	9.03	10.09	8.54
400	15.69	12.58	8.87	9.03	8.29	8.57	17.45	9.89	9.16	14.60
500	9.56	8.88	12.59	9.42	8.54	8.54	12.78	8.89	8.62	9.60

Note: Data collected using a CPN Model 503 DR Hydro-Probe™ Neutron Moisture Gauge

Distance from Point of Entry (feet)	Percent Moisture by Volume - Fourth Quarter 2021									
	HN-1 (% H <sub>2</sub> O)	HN-2 (% H <sub>2</sub> O)	HN-3 (% H <sub>2</sub> O)	HN-4 (% H <sub>2</sub> O)	HN-5 (% H <sub>2</sub> O)	HN-6 (% H <sub>2</sub> O)	HN-7 (% H <sub>2</sub> O)	HN-8 (% H <sub>2</sub> O)	HN-9 (% H <sub>2</sub> O)	HN-10 (% H <sub>2</sub> O)
<b>West Side of Ponds</b>										
25	13.85	14.07	13.39	13.15	13.96	17.98	12.78	15.37	14.19	14.85
50	9.06	9.79	12.29	10.87	11.15	12.45	11.92	14.50	10.19	11.29
75	11.22	13.48	14.45	12.44	14.21	14.85	13.05	15.68	15.50	10.44
100	11.67	10.75	14.54	10.74	8.97	13.22	12.69	10.94	10.06	10.55
200	11.63	9.50	11.04	8.70	8.46	8.49	9.69	9.17	13.21	11.69
300	11.67	9.21	10.04	8.96	9.80	8.37	12.66	10.42	9.67	10.26
400	14.12	9.32	9.27	9.73	8.00	8.49	14.44	9.21	9.65	12.95
500	9.19	9.39	9.35	9.53	8.30	10.17	15.68	9.81	10.22	9.23
<b>East Side of Ponds</b>										
25	12.30	10.48	14.04	9.27	10.53	10.75	12.72	10.86	9.68	9.10
50	10.97	12.19	11.78	9.45	10.81	13.84	10.75	11.44	10.18	10.08
75	12.69	13.59	11.56	10.61	11.29	13.34	12.95	10.72	9.94	10.03
100	12.54	11.18	10.59	11.61	10.82	12.41	13.38	9.69	8.90	10.09
200	12.70	8.64	9.56	10.23	10.07	9.98	14.70	9.11	9.64	10.65
300	8.97	8.93	9.95	9.13	9.13	9.99	16.38	8.70	9.90	9.16
400	15.00	12.03	8.96	9.46	8.48	8.21	16.48	9.07	8.95	12.13
500	10.11	8.87	12.98	9.36	8.42	8.56	12.34	10.07	8.85	9.82

Note: Data collected using a CPN Model 503 DR Hydro-Probe™ Neutron Moisture Gauge

**Table 5**  
**Neutron Probe Monitoring Results - Vertical Wells**

Distance from Point of Entry (feet)	Percent Moisture by Volume - First Quarter 2021										
	VN-1 (% H <sub>2</sub> O)	VN-2 (% H <sub>2</sub> O)	VN-3 (% H <sub>2</sub> O)	VN-4 (% H <sub>2</sub> O)	VN-5 (% H <sub>2</sub> O)	VN-6 (% H <sub>2</sub> O)	VN-7 (% H <sub>2</sub> O)	VN-8 (% H <sub>2</sub> O)	VN-9 (% H <sub>2</sub> O)	VN-10 (% H <sub>2</sub> O)	VN-11 (% H <sub>2</sub> O)
5	1.17		1.82	2.29	1.51	1.15	1.59	1.43	1.45	1.73	1.11
10	1.75		1.83	2.16	1.39	1.82	2.59	1.63	1.93	2.13	1.17
15	1.54		1.14	2.30	0.81	2.16	1.64	1.66	1.42	1.68	1.96
20	1.19		1.72	2.14	1.59	1.50	2.25	1.67	1.07	1.86	1.95
25	2.01		1.65	1.85	1.80	2.23	2.18	1.75	1.69	0.87	1.19
30	2.06		2.08	1.11	1.47	2.39	1.78	1.30	1.52	1.37	1.49
35	2.11		1.95	1.65	1.47	2.60	2.22	1.60	1.94	1.83	1.97
40	2.07		1.79	1.40	1.76	1.98	1.11	1.83	2.41	1.61	1.83
45	1.22		1.44	2.17	1.80	1.24	2.70	1.46	2.01	2.84	1.55
50	1.43		2.14	2.14	1.77	2.74	1.70		2.35	1.99	
55			1.58	1.63		2.33	2.70				
60						2.38	2.65				

Note: Data collected using a CPN Model 503 DR Hydro-Probe™ Neutron Moisture Gauge

Distance from Point of Entry (feet)	Percent Moisture by Volume - Second Quarter 2021										
	VN-1 (% H <sub>2</sub> O)	VN-2 (% H <sub>2</sub> O)	VN-3 (% H <sub>2</sub> O)	VN-4 (% H <sub>2</sub> O)	VN-5 (% H <sub>2</sub> O)	VN-6 (% H <sub>2</sub> O)	VN-7 (% H <sub>2</sub> O)	VN-8 (% H <sub>2</sub> O)	VN-9 (% H <sub>2</sub> O)	VN-10 (% H <sub>2</sub> O)	VN-11 (% H <sub>2</sub> O)
5	1.23		1.81	2.40	1.58	1.27	1.67	1.20	1.47	1.77	1.09
10	1.81		1.84	1.87	1.44	1.99	2.54	1.59	1.90	2.08	1.17
15	1.52		1.15	2.10	0.84	2.22	1.65	2.05	1.43	1.59	1.68
20	1.26		1.81	1.55	1.54	1.53	2.24	1.93	1.05	1.90	1.90
25	1.98		1.68	1.05	1.81	2.19	2.02	1.28	1.73	0.88	2.00
30	2.03		1.51	1.65	1.45	2.34	1.86	1.59	1.49	1.43	1.20
35	2.02		1.90	1.40	1.51	2.65	2.08	1.81	1.92	1.91	1.48
40	1.52		1.98	2.07	1.75	1.97	2.25	1.57	1.80	1.59	1.99
45	1.67		1.81	1.58	1.72	1.30	1.14	1.40	2.49	2.77	1.79
50	1.23		1.45	1.90	1.81	2.72	2.66		2.14	1.28	
55			2.26	2.02		2.04	1.77				
60						2.07	2.74				

Note: Data collected using a CPN Model 503 DR Hydro-Probe™ Neutron Moisture Gauge

**Table 5**  
**Neutron Probe Monitoring Results - Vertical Wells**

Distance from Point of Entry (feet)	Percent Moisture by Volume - Third Quarter 2021										
	VN-1 (% H <sub>2</sub> O)	VN-2 (% H <sub>2</sub> O)	VN-3 (% H <sub>2</sub> O)	VN-4 (% H <sub>2</sub> O)	VN-5 (% H <sub>2</sub> O)	VN-6 (% H <sub>2</sub> O)	VN-7 (% H <sub>2</sub> O)	VN-8 (% H <sub>2</sub> O)	VN-9 (% H <sub>2</sub> O)	VN-10 (% H <sub>2</sub> O)	VN-11 (% H <sub>2</sub> O)
5	1.13		1.98	2.37	1.56	1.20	1.58	1.30	1.45	1.77	1.13
10	1.27		1.83	2.61	1.45	1.93	2.46	1.64	1.96	2.14	1.14
15	1.62		1.16	1.83	0.83	2.29	1.72	1.70	1.45	1.68	1.65
20	1.23		1.73	1.71	1.56	1.47	2.19	1.84	1.04	1.45	1.93
25	1.99		1.66	1.12	1.82	2.25	2.11	1.29	1.07	1.38	1.97
30	2.05		1.48	1.61	1.43	2.35	2.00	1.50	1.51	1.85	1.24
35	2.03		2.12	1.51	1.70	2.62	2.08	1.73	1.92	1.63	1.50
40	1.24		1.96	2.18	1.76	1.99	1.25	1.59	1.79	2.75	1.92
45	1.64		1.80	1.75	1.74	1.17	2.09	1.57	2.57	1.31	1.78
50	1.27		1.56	1.86	1.75	2.72	1.73		2.14	2.07	
55			2.30	2.07		2.42	2.65				
60						2.20	2.68				

Note: Data collected using a CPN Model 503 DR Hydro-Probe™ Neutron Moisture Gauge

Distance from Point of Entry (feet)	Percent Moisture by Volume - Fourth Quarter 2021										
	VN-1 (% H <sub>2</sub> O)	VN-2 (% H <sub>2</sub> O)	VN-3 (% H <sub>2</sub> O)	VN-4 (% H <sub>2</sub> O)	VN-5 (% H <sub>2</sub> O)	VN-6 (% H <sub>2</sub> O)	VN-7 (% H <sub>2</sub> O)	VN-8 (% H <sub>2</sub> O)	VN-9 (% H <sub>2</sub> O)	VN-10 (% H <sub>2</sub> O)	VN-11 (% H <sub>2</sub> O)
5	1.07		1.84	2.36	1.50	1.22	1.46	1.52	1.77	1.76	1.19
10	1.74		1.95	2.49	1.46	1.90	1.57	1.64	1.93	2.16	1.21
15	1.59		1.19	2.11	0.83	2.27	2.19	1.79	1.40	1.64	1.74
20	1.24		1.87	1.58	1.54	1.56	1.88	1.85	1.07	1.81	1.95
25	2.06		1.66	1.04	1.77	2.19	2.16	1.30	1.65	0.91	1.99
30	2.16		1.49	1.77	1.47	2.32	2.17	1.39	1.53	1.41	1.15
35	2.11		2.35	1.45	1.47	2.53	1.16	2.01	1.94	1.95	1.43
40	1.25		2.13	2.09	1.75	1.91	2.01	1.59	1.83	1.59	1.98
45	1.41		1.81	1.78	1.68	1.25	2.21	1.46	2.54	2.79	1.73
50	1.31		1.54	2.13	1.75	2.76	1.13		2.19	1.28	
55			2.03	2.05		2.52	2.61				
60						2.23	1.53				

Note: Data collected using a CPN Model 503 DR Hydro-Probe™ Neutron Moisture Gauge

# CHARTS



Chart 1  
Groundwater Hydrographs

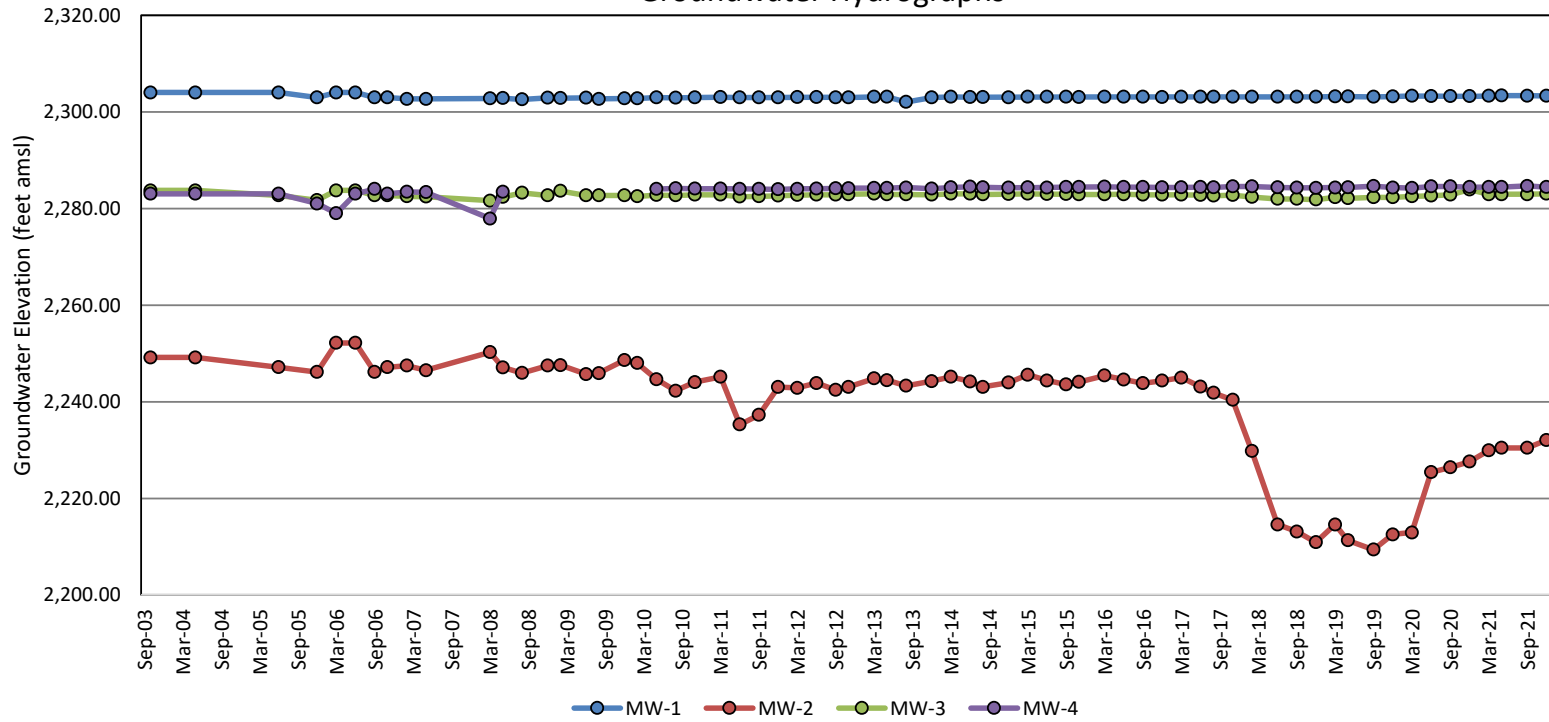


Chart 2  
Groundwater Conductivity

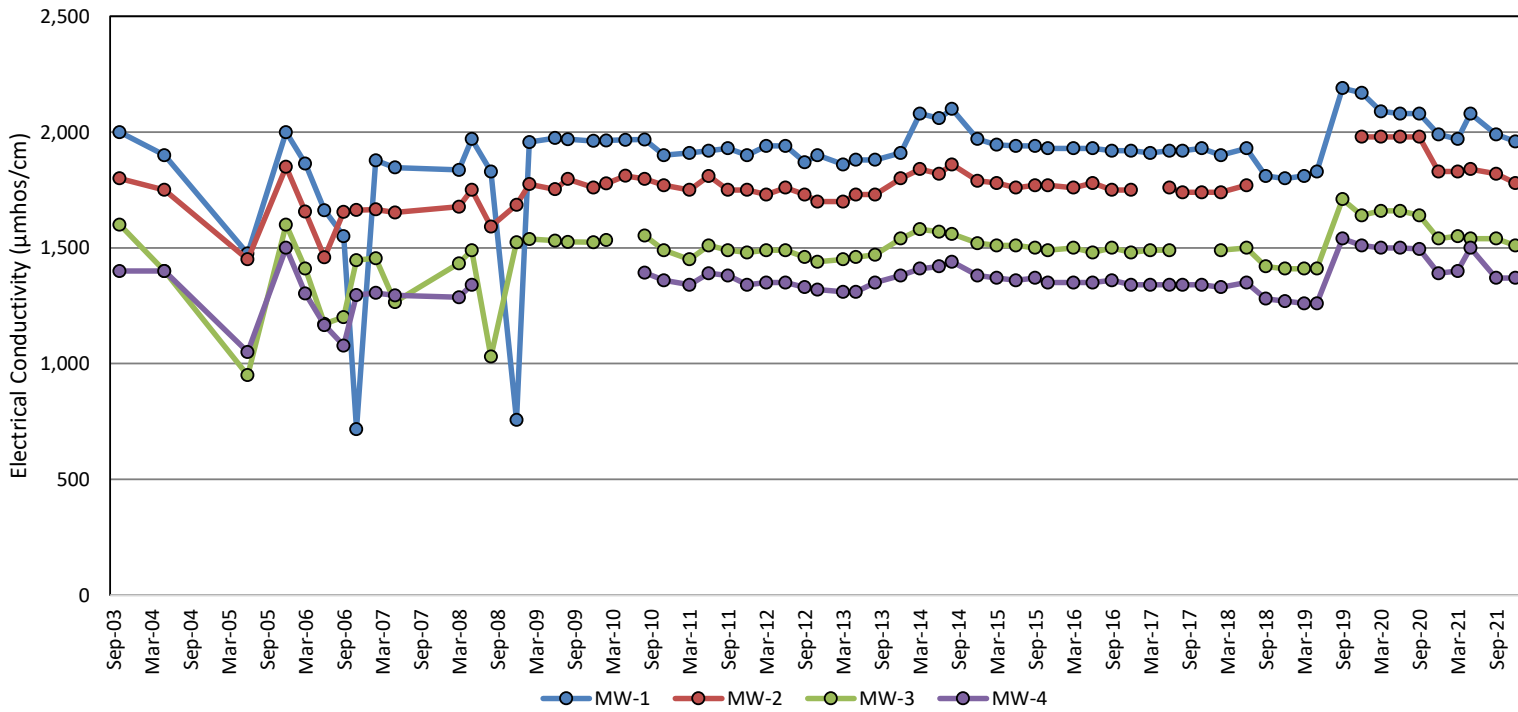


Chart 3  
Groundwater pH

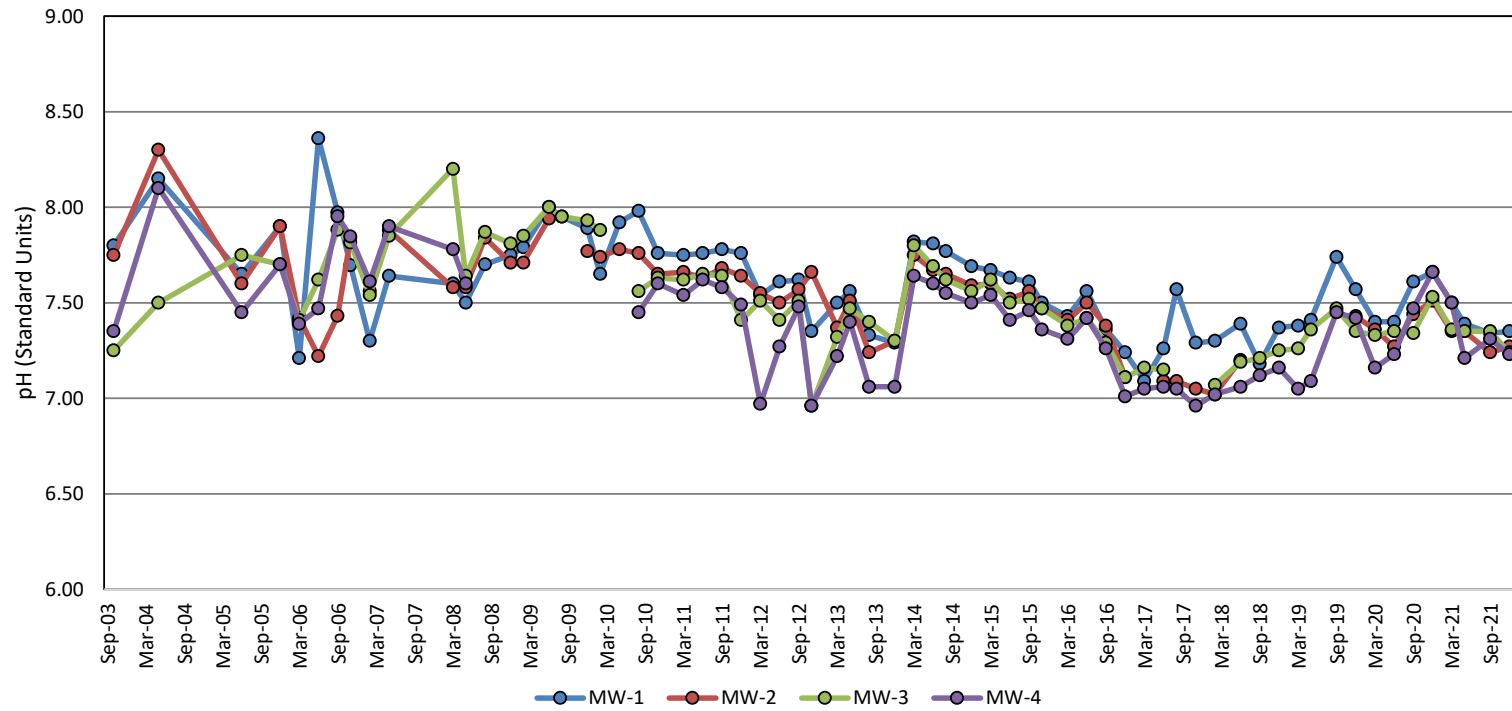


Chart 4  
Groundwater Temperature

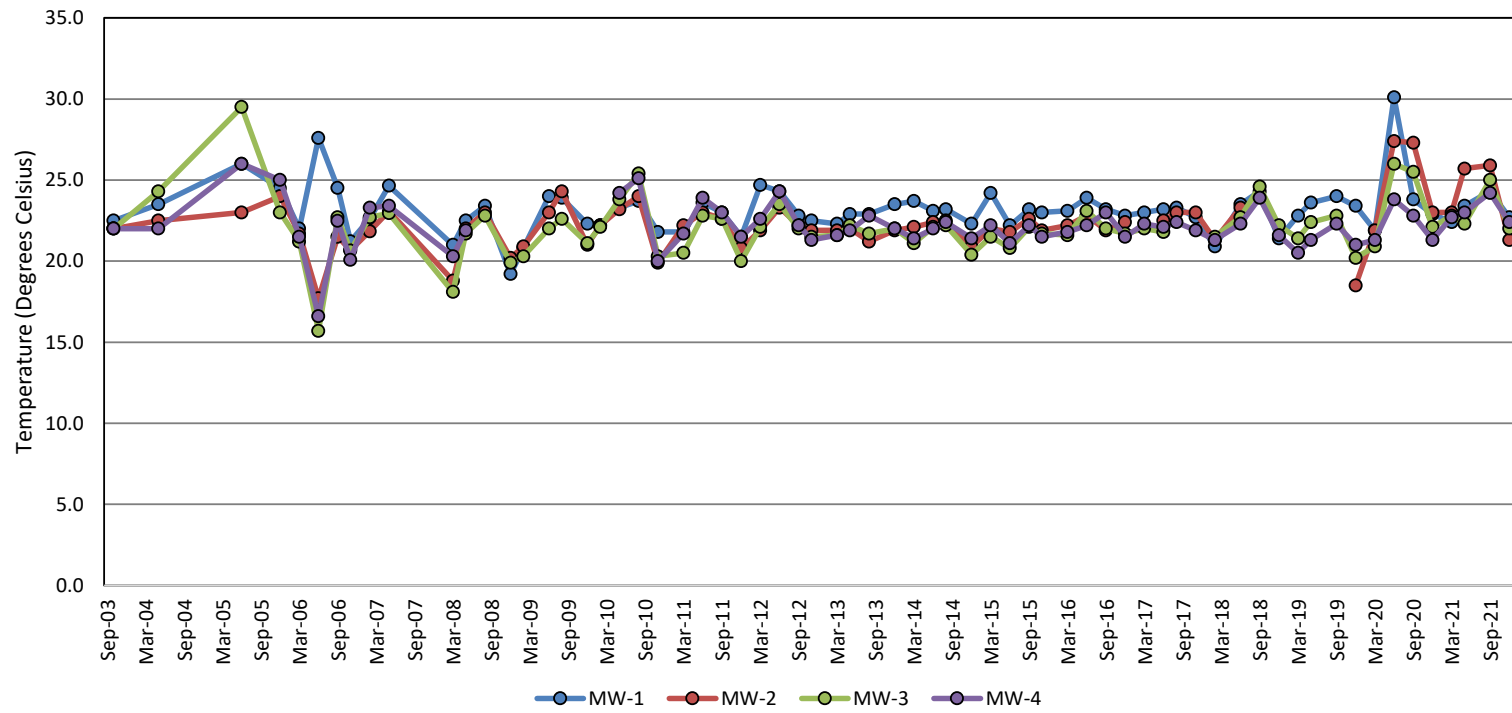


Chart 5  
Sodium in Groundwater

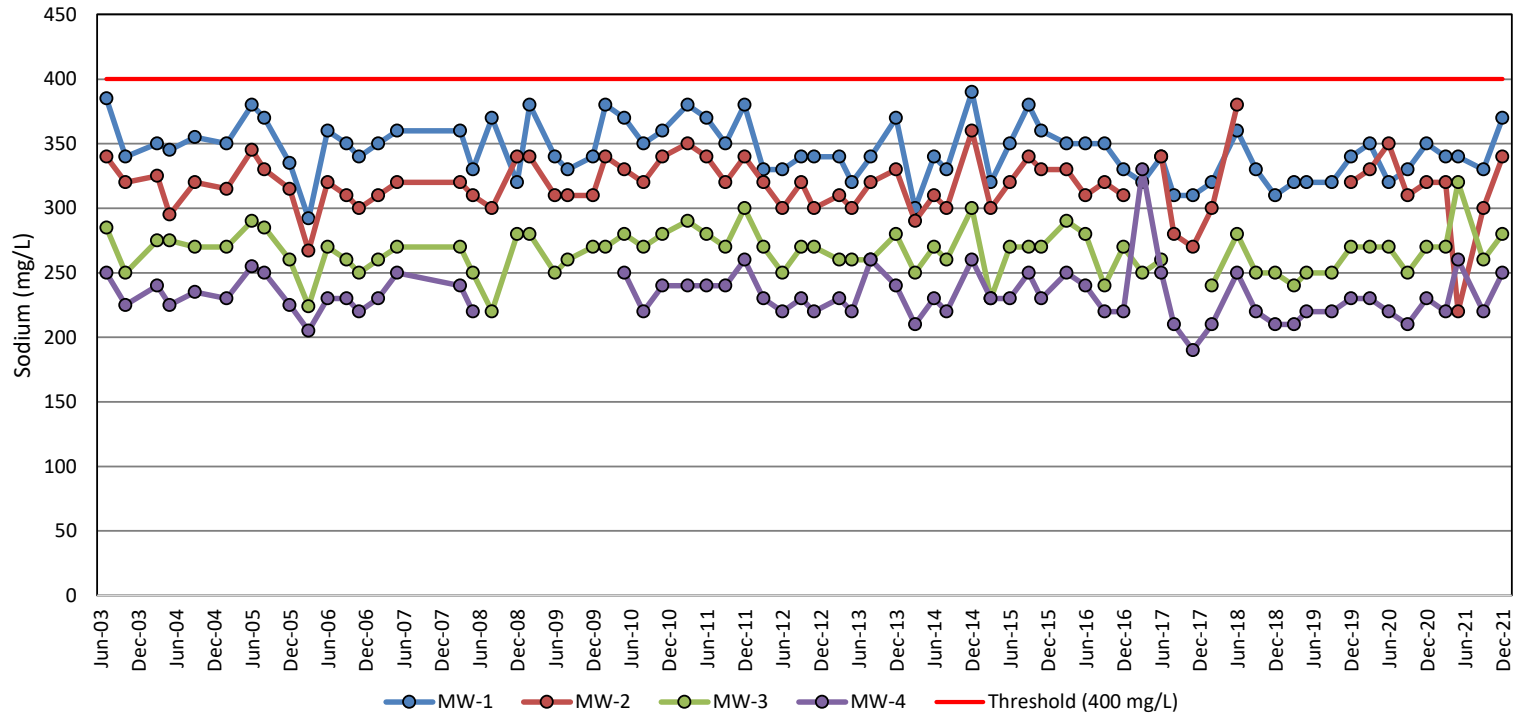


Chart 6  
Sulfate in Groundwater

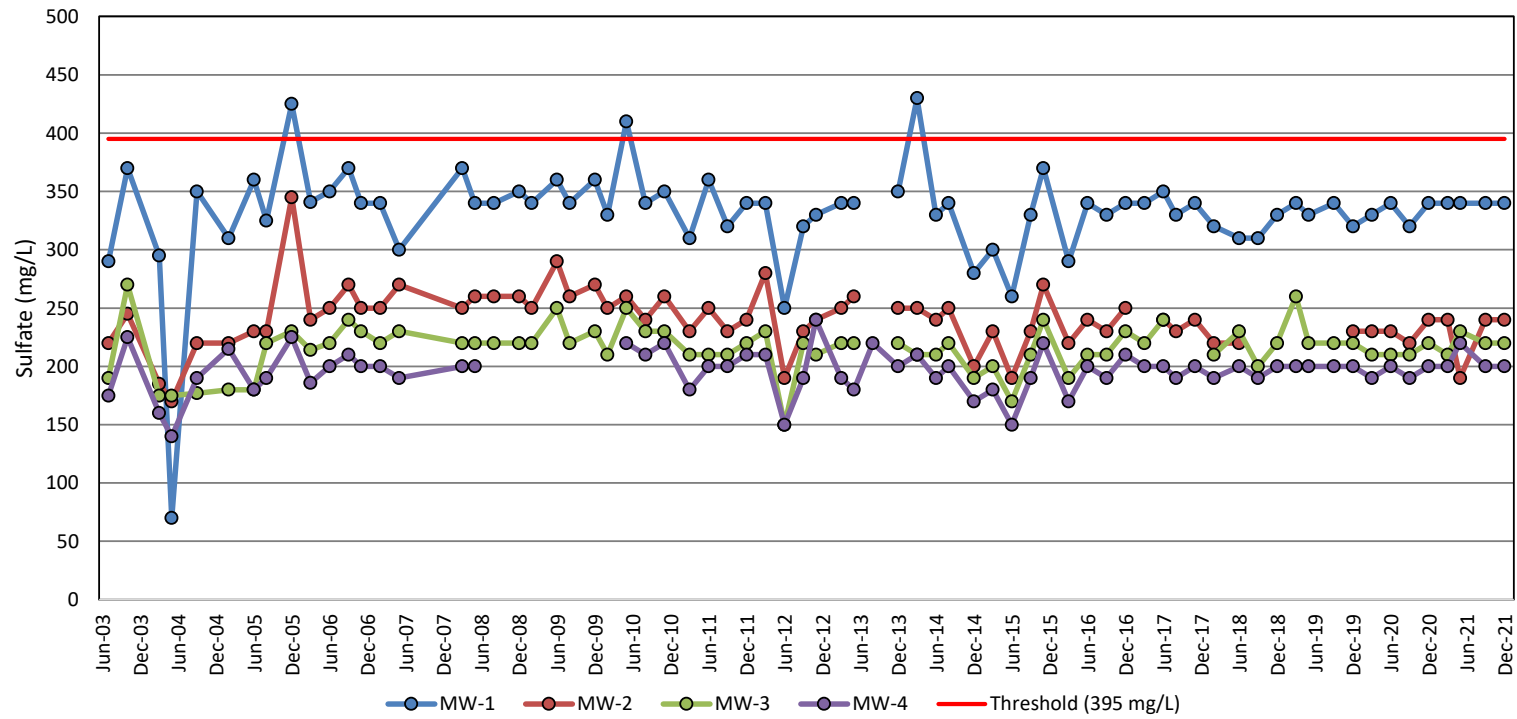
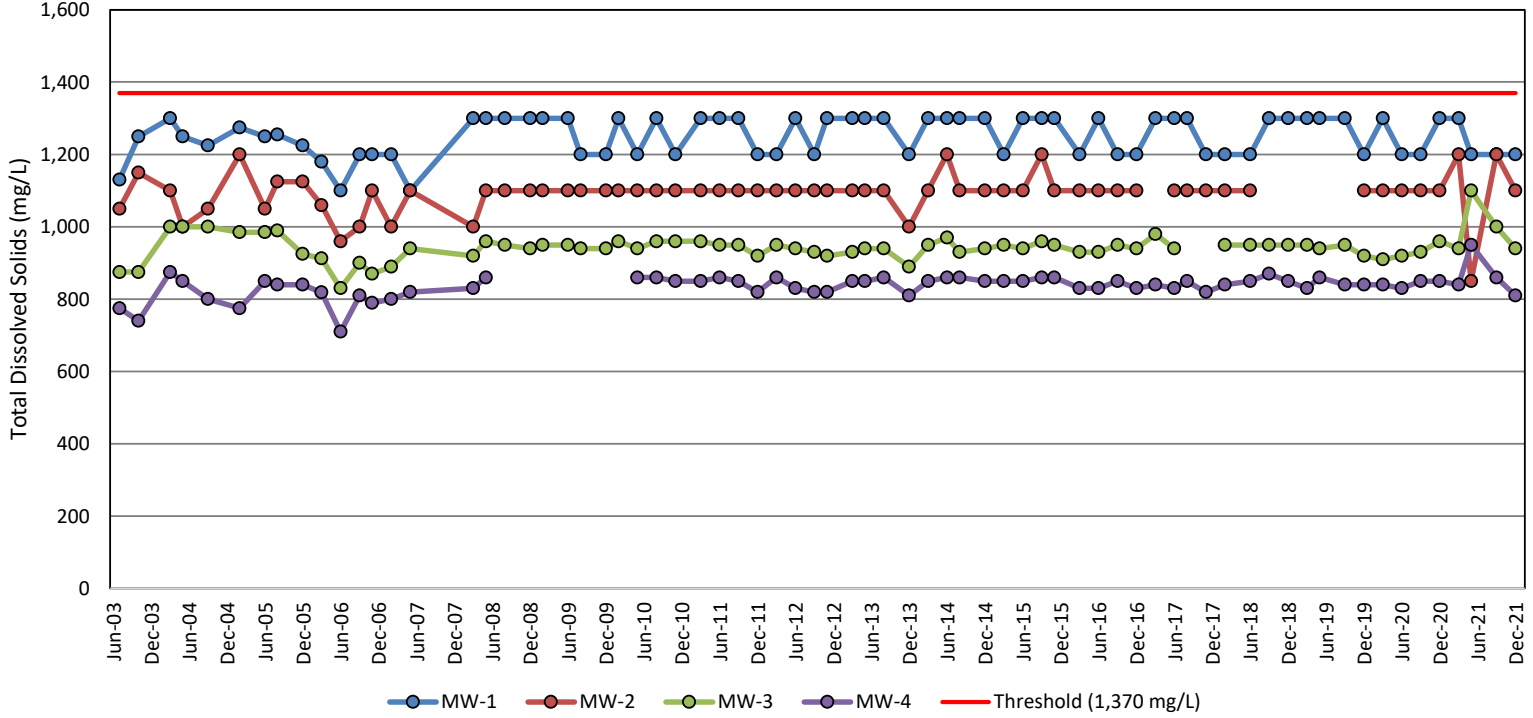


Chart 7  
Total Dissolved Solids in Groundwater



# **APPENDIX A**

## **GROUNDWATER MONITORING WELL SAMPLING RECORDS**



**MONITORING WELL SAMPLING RECORD**

Project: SEGS III - VII Kramer Junction  
 Date: March 18, 2021

Technician: Ralph De La Parra  
 Weather: Clear, Cool

Purge Volume Calculations			
Monitoring Well ID:	<b>MW-1</b>	Depth to Water:	170.65 ft btoc (b)
Elevation of Top of Casing:	2474.00 ft amsl (a)	Water Elevation (a - b):	2303.35 ft amsl (c)
Well Depth:	335.50 ft btoc	Water Thickness (c - d):	164.85 feet (e)
Elevation of Bottom of Well:	2138.50 ft amsl (d)	One Casing Volume (e * 1.47):	242.33 gallons (f)
Casing Inside Diameter:	6.0 inches	Three Casing Volumes (f * 3):	726.99 gallons

Monitoring Well Purge Data						
Purging Apparatus:		Dedicated Pump				
Sampling Apparatus:		Pump Discharge				
Decon Methods:						
Time	Purge Rate (gpm)	Purge Volume (gallons)	Temp (Deg C)	pH	Specific Conductivity (µmhos/cm)	Notes
923	20	60	20.1	7.54	1,970	Clear, odorless
925	20	100	21.9	7.52	1,970	Clear, odorless
930	20	200	22.0	7.50	1,970	Clear, odorless
935	20	300	22.2	7.50	1,970	Clear, odorless
950	20	600	22.3	7.50	1,970	Clear, odorless
1000	20	800	22.4	7.50	1,970	Clear, odorless
Total Purged:		800 gallons	Casing Volumes Purged:		3.30 volumes	
Additional Notes or Comments:						

Sample Inventory					
Sample ID	Time	# of Bottles	Analysis	Filtered	Notes
MW-1-3-18-21	1000	1	Quarterly	No	
Dup-3-18-21		1	Quarterly	No	Dup Collected

**MONITORING WELL SAMPLING RECORD**

Project: SEGS III - VII Kramer Junction  
 Date: March 18, 2021

Technician: Ralph De La Parra  
 Weather: Clear, Cool

Purge Volume Calculations			
Monitoring Well ID:	<b>MW-2</b>	Depth to Water:	224.25 ft btoc (b)
Elevation of Top of Casing:	2454.17 ft amsl (a)	Water Elevation (a - b):	2229.92 ft amsl (c)
Well Depth:	257.80 ft btoc	Water Thickness (c - d):	33.55 feet (e)
Elevation of Bottom of Well:	2196.37 ft amsl (d)	One Casing Volume (e * 1.47):	49.31 gallons (f)
Casing Inside Diameter:	6.0 inches	Three Casing Volumes (f * 3):	147.93 gallons

Monitoring Well Purge Data						
Purging Apparatus:		Dedicated Pump				
Sampling Apparatus:		Pump Discharge				
Decon Methods:						
Time	Purge Rate (gpm)	Purge Volume (gallons)	Temp (Deg C)	pH	Specific Conductivity (µmhos/cm)	Notes
1030		15	21.0	7.27	1,860	Very Cloudy, odorless
1040		30	21.6	7.35	1,830	Very Cloudy, odorless
1050		45	21.9	7.35	1,830	Clear, odorless
1100		75	22.0	7.35	1,830	Clear, odorless
1110		90	22.4	7.35	1,830	Clear, odorless
1120		105	22.6	7.35	1,830	Clear, odorless
1130		120	22.8	7.35	1,830	Clear, odorless
1150		150	23.0	7.35	1,830	Clear, odorless
Total Purged:		75 gallons	Casing Volumes Purged:		3.04 volumes	
Note: 55Hz on VFD to get 1.5 GPM						

Sample Inventory					
Sample ID	Time	# of Bottles	Analysis	Filtered	Notes
MW-2-3-18-21		1	Quarterly	No	

**MONITORING WELL SAMPLING RECORD**

Project: SEGS III - VII Kramer Junction  
 Date: March 18, 2021

Technician: Ralph De La Parra  
 Weather: Clear, Cool

Purge Volume Calculations			
Monitoring Well ID:	<b>MW-3</b>	Depth to Water:	171.80 ft btoc (b)
Elevation of Top of Casing:	2454.75 ft amsl (a)	Water Elevation (a - b):	2282.95 ft amsl (c)
Well Depth:	259.00 ft btoc	Water Thickness (c - d):	87.20 feet (e)
Elevation of Bottom of Well:	2195.75 ft amsl (d)	One Casing Volume (e * 1.47):	128.18 gallons (f)
Casing Inside Diameter:	6.0 inches	Three Casing Volumes (f * 3):	384.54 gallons

Monitoring Well Purge Data						
Purging Apparatus:		Dedicated Pump				
Sampling Apparatus:		Pump Discharge				
Decon Methods:						
Time	Purge Rate (gpm)	Purge Volume (gallons)	Temp (Deg C)	pH	Specific Conductivity (µmhos/cm)	Notes
1230	3	15	21.0	7.32	1,550	Clear, Odorless
1250	3	30	22.0	7.34	1,550	Clear, Odorless
1300	3	90	22.1	7.36	1,550	Clear, Odorless
1320	3	180	22.3	7.36	1,550	Clear, Odorless
1350	3	270	22.4	7.36	1,550	Clear, Odorless
1420	3	360	22.6	7.36	1,550	Clear, Odorless
1435	3	405	22.8	7.36	1,550	Clear, Odorless
Total Purged:		405 gallons	Casing Volumes Purged:		3.16 volumes	
Note: 51Hz on VFD to get 3 GPM						

Sample Inventory					
Sample ID	Time	# of Bottles	Analysis	Filtered	Notes
MW-3-3-18-21		1	Quarterly	No	

**MONITORING WELL SAMPLING RECORD**

Project: SEGS III - VII Kramer Junction  
 Date: March 18, 2021

Technician: Ralph De La Parra  
 Weather: Clear, Cool

Purge Volume Calculations			
Monitoring Well ID:	<b>MW-4</b>	Depth to Water:	174.60 ft btoc (b)
Elevation of Top of Casing:	2459.03 ft amsl (a)	Water Elevation (a - b):	2284.43 ft amsl (c)
Well Depth:	258.50 ft btoc	Water Thickness (c - d):	83.90 feet (e)
Elevation of Bottom of Well:	2200.53 ft amsl (d)	One Casing Volume (e * 1.47):	123.33 gallons (f)
Casing Inside Diameter:	6.0 inches	Three Casing Volumes (f * 3):	369.99 gallons

Monitoring Well Purge Data						
Purging Apparatus:		Dedicated Pump				
Sampling Apparatus:		Pump Discharge				
Decon Methods:						
Time	Purge Rate (gpm)	Purge Volume (gallons)	Temp (Deg C)	pH	Specific Conductivity (µmhos/cm)	Notes
1450	10	50	22.1	7.49	1,410	Clear, odorless
1455	10	100	22.3	7.50	1,400	Clear, odorless
1505	10	200	22.5	7.50	1,400	Clear, odorless
1515	10	300	22.6	7.50	1,400	Clear, odorless
1525	10	400	22.7	7.50	1,400	Clear, odorless
Total Purged:		400 gallons	Casing Volumes Purged:		3.24 volumes	
Additional Notes or Comments:						

Sample Inventory					
Sample ID	Time	# of Bottles	Analysis	Filtered	Notes
MW-4-3-18-21	1525	1	Quarterly	No	

**MONITORING WELL SAMPLING RECORD**

Project: SEGS III - VII Kramer Junction Technician: Ralph De La Parra  
 Date: May 14, 2021 Weather: Clear, warm

Purge Volume Calculations			
Monitoring Well ID:	<b>MW-1</b>	Depth to Water:	170.58 ft btoc (b)
Elevation of Top of Casing:	2474.00 ft amsl (a)	Water Elevation (a - b):	2303.42 ft amsl (c)
Well Depth:	335.50 ft btoc	Water Thickness (c - d):	164.92 feet (e)
Elevation of Bottom of Well:	2138.50 ft amsl (d)	One Casing Volume (e * 1.47):	242.43 gallons (f)
Casing Inside Diameter:	6.0 inches	Three Casing Volumes (f * 3):	727.29 gallons

Monitoring Well Purge Data						
Purging Apparatus:		Dedicated Pump				
Sampling Apparatus:		Pump Discharge				
Decon Methods:						
Time	Purge Rate (gpm)	Purge Volume (gallons)	Temp (Deg C)	pH	Specific Conductivity (µmhos/cm)	Notes
1731	20	20	25.2	7.35	2,120	Clear, odorless
1735	20	100	24.1	7.39	2,080	Clear, odorless
1740	20	200	23.9	7.39	2,080	Clear, odorless
1750	20	300	23.8	7.39	2,080	Clear, odorless
1800	20	600	23.6	7.39	2,080	Clear, odorless
1810	20	800	23.4	7.39	2,080	Clear, odorless
Total Purged:		800 gallons	Casing Volumes Purged:		3.30 volumes	
Additional Notes or Comments:						

Sample Inventory					
Sample ID	Time	# of Bottles	Analysis	Filtered	Notes
MW-1-5-14-21	1810	1	Quarterly	No	
Dup-5-14-21		1	Quarterly	No	Dup Collected

**MONITORING WELL SAMPLING RECORD**

Project: SEGS III - VII Kramer Junction Technician: Ralph De La Parra  
 Date: May 15, 2020 Weather: Clear, warm

Purge Volume Calculations			
Monitoring Well ID:	<b>MW-2</b>	Depth to Water:	223.70 ft btoc (b)
Elevation of Top of Casing:	2454.17 ft amsl (a)	Water Elevation (a - b):	2230.47 ft amsl (c)
Well Depth:	257.80 ft btoc	Water Thickness (c - d):	34.10 feet (e)
Elevation of Bottom of Well:	2196.37 ft amsl (d)	One Casing Volume (e * 1.47):	50.13 gallons (f)
Casing Inside Diameter:	6.0 inches	Three Casing Volumes (f * 3):	150.39 gallons

Monitoring Well Purge Data						
Purging Apparatus:		Dedicated Pump				
Sampling Apparatus:		Pump Discharge				
Decon Methods:						
Time	Purge Rate (gpm)	Purge Volume (gallons)	Temp (Deg C)	pH	Specific Conductivity (µmhos/cm)	Notes
1510	1.5	15	24.1	7.39	1,850	Very Cloudy, odorless
1530	1.5	45	24.4	7.37	1,840	Very Clear, odorless
1550	1.5	75	24.5	7.35	1,840	Very Clear, odorless
1610	1.5	105	24.8	7.35	1,840	Very Clear, odorless
1630	1.5	135	25.2	7.35	1,840	Very Clear, odorless
1650	1.5	165	25.7	7.35	1,840	Very Clear, odorless
Total Purged:		165 gallons	Casing Volumes Purged:		3.29 volumes	
Note: 55Hz on VFD to get 1.5 GPM						

Sample Inventory					
Sample ID	Time	# of Bottles	Analysis	Filtered	Notes
MW-2-5-15-20	1650	1	Quarterly	No	

**MONITORING WELL SAMPLING RECORD**

Project: SEGS III - VII Kramer Junction  
 Date: May 16, 2020

Technician: Ralph De La Parra  
 Weather: Clear, Warm

Purge Volume Calculations			
Monitoring Well ID:	<b>MW-3</b>	Depth to Water:	171.80 ft btoc (b)
Elevation of Top of Casing:	2454.75 ft amsl (a)	Water Elevation (a - b):	2282.95 ft amsl (c)
Well Depth:	259.00 ft btoc	Water Thickness (c - d):	87.20 feet (e)
Elevation of Bottom of Well:	2195.75 ft amsl (d)	One Casing Volume (e * 1.47):	128.18 gallons (f)
Casing Inside Diameter:	6.0 inches	Three Casing Volumes (f * 3):	384.54 gallons

Monitoring Well Purge Data						
Purging Apparatus:		Dedicated Pump				
Sampling Apparatus:		Pump Discharge				
Decon Methods:						
Time	Purge Rate (gpm)	Purge Volume (gallons)	Temp (Deg C)	pH	Specific Conductivity (µmhos/cm)	Notes
1040	3	30	20.3	7.18	1,540	Clear, Odorless
1050	3	90	21.6	7.33	1,540	Clear, Odorless
1100	3	120	21.8	7.33	1,540	Clear, Odorless
1120	3	180	22.0	7.34	1,540	Clear, Odorless
1150	3	270	22.1	7.34	1,540	Clear, Odorless
1230	3	390	22.3	7.35	1,540	Clear, Odorless
Total Purged:		390 gallons	Casing Volumes Purged:		3.04 volumes	
Note: 51Hz on VFD to get 3 GPM						

Sample Inventory					
Sample ID	Time	# of Bottles	Analysis	Filtered	Notes
MW-3-5-16-20	1230	1	Quarterly	No	

**MONITORING WELL SAMPLING RECORD**

Project: SEGS III - VII Kramer Junction

Technician: Ralph De La Parra

Date: May 14, 2021

Weather: Clear, Warm

Purge Volume Calculations			
Monitoring Well ID:	<b>MW-4</b>	Depth to Water:	174.60 ft btoc (b)
Elevation of Top of Casing:	2459.03 ft amsl (a)	Water Elevation (a - b):	2284.43 ft amsl (c)
Well Depth:	258.50 ft btoc	Water Thickness (c - d):	83.90 feet (e)
Elevation of Bottom of Well:	2200.53 ft amsl (d)	One Casing Volume (e * 1.47):	123.33 gallons (f)
Casing Inside Diameter:	6.0 inches	Three Casing Volumes (f * 3):	369.99 gallons

Monitoring Well Purge Data						
Purging Apparatus:		Dedicated Pump				
Sampling Apparatus:		Pump Discharge				
Decon Methods:						
Time	Purge Rate (gpm)	Purge Volume (gallons)	Temp (Deg C)	pH	Specific Conductivity (µmhos/cm)	Notes
1830	10	50	22.6	7.17	1,499	Clear, odorless
1835	10	100	22.7	7.19	1,500	Clear, odorless
1845	10	200	22.8	7.21	1,500	Clear, odorless
1855	10	300	22.9	7.21	1,500	Clear, odorless
1905	10	400	23.0	7.21	1,500	Clear, odorless
Total Purged:		400 gallons	Casing Volumes Purged:		3.24 volumes	
Additional Notes or Comments:						

Sample Inventory					
Sample ID	Time	# of Bottles	Analysis	Filtered	Notes
MW-4-5-14-20	1905	1	Quarterly	No	



**MONITORING WELL SAMPLING RECORD**

Project: SEGS III - VII Kramer Junction Technician: Ralph De La Parra  
 Date: September 16, 2021 Weather: Clear, warm

Purge Volume Calculations			
Monitoring Well ID:	<b>MW-1</b>	Depth to Water:	170.64 ft btoc (b)
Elevation of Top of Casing:	2474.00 ft amsl (a)	Water Elevation (a - b):	2303.36 ft amsl (c)
Well Depth:	335.50 ft btoc	Water Thickness (c - d):	164.86 feet (e)
Elevation of Bottom of Well:	2138.50 ft amsl (d)	One Casing Volume (e * 1.47):	242.34 gallons (f)
Casing Inside Diameter:	6.0 inches	Three Casing Volumes (f * 3):	727.02 gallons

Monitoring Well Purge Data						
Purging Apparatus:			Dedicated Pump			
Sampling Apparatus:			Pump Discharge			
Decon Methods:						
Time	Purge Rate (gpm)	Purge Volume (gallons)	Temp (Deg C)	pH	Specific Conductivity (µmhos/cm)	Notes
1820	20	100	24.9	7.32	1,990	Clear, odorless
1825	20	200	24.5	7.34	1,990	Clear, odorless
1830	20	300	24.5	7.34	1,990	Clear, odorless
1835	20	400	24.4	7.34	1,990	Clear, odorless
1845	20	600	24.4	7.34	1,990	Clear, odorless
1855	20	800	24.3	7.34	1,990	Clear, odorless
Total Purged:		800 gallons	Casing Volumes Purged:		3.30 volumes	
Additional Notes or Comments:						

Sample Inventory					
Sample ID	Time	# of Bottles	Analysis	Filtered	Notes
MW-1-9-16-21	1855	1	Quarterly	No	
Dup-9-16-21		1	Quarterly	No	Dup Collected

**MONITORING WELL SAMPLING RECORD**

Project: SEGS III - VII Kramer Junction Technician: Ralph De La Parra  
 Date: September 18, 2021 Weather: Clear, warm

Purge Volume Calculations			
Monitoring Well ID:	<b>MW-2</b>	Depth to Water:	223.70 ft btoc (b)
Elevation of Top of Casing:	2454.17 ft amsl (a)	Water Elevation (a - b):	2230.47 ft amsl (c)
Well Depth:	257.80 ft btoc	Water Thickness (c - d):	34.10 feet (e)
Elevation of Bottom of Well:	2196.37 ft amsl (d)	One Casing Volume (e * 1.47):	50.13 gallons (f)
Casing Inside Diameter:	6.0 inches	Three Casing Volumes (f * 3):	150.39 gallons

Monitoring Well Purge Data						
Purging Apparatus:			Dedicated Pump			
Sampling Apparatus:			Pump Discharge			
Decon Methods:						
Time	Purge Rate (gpm)	Purge Volume (gallons)	Temp (Deg C)	pH	Specific Conductivity (µmhos/cm)	Notes
1140	1.5	15	25.7	7.20	1,820	Very Cloudy, odorless
1200	1.5	45	24.1	7.22	1,820	Very Clear, odorless
1220	1.5	75	24.5	7.24	1,820	Very Clear, odorless
1240	1.5	105	25.1	7.24	1,820	Very Clear, odorless
1300	1.5	135	25.3	7.24	1,820	Very Clear, odorless
1320	1.5	165	25.9	7.24	1,820	Very Clear, odorless
Total Purged:		165 gallons	Casing Volumes Purged:		3.29 volumes	
Note: 55Hz on VFD to get 1.5 GPM						

Sample Inventory					
Sample ID	Time	# of Bottles	Analysis	Filtered	Notes
MW-2-9-18-21	1320	1	Quarterly	No	

**MONITORING WELL SAMPLING RECORD**

Project: SEGS III - VII Kramer Junction Technician: Ralph De La Parra  
 Date: September 18, 2021 Weather: Clear, Warm

Purge Volume Calculations			
Monitoring Well ID:	<b>MW-3</b>	Depth to Water:	171.80 ft btoc (b)
Elevation of Top of Casing:	2454.75 ft amsl (a)	Water Elevation (a - b):	2282.95 ft amsl (c)
Well Depth:	259.00 ft btoc	Water Thickness (c - d):	87.20 feet (e)
Elevation of Bottom of Well:	2195.75 ft amsl (d)	One Casing Volume (e * 1.47):	128.18 gallons (f)
Casing Inside Diameter:	6.0 inches	Three Casing Volumes (f * 3):	384.54 gallons

Monitoring Well Purge Data						
Purging Apparatus:			Dedicated Pump			
Sampling Apparatus:			Pump Discharge			
Decon Methods:						
Time	Purge Rate (gpm)	Purge Volume (gallons)	Temp (Deg C)	pH	Specific Conductivity (µmhos/cm)	Notes
1340	3	30	23.6	7.26	1,540	Clear, Odorless
1400	3	90	24.2	7.30	1,540	Clear, Odorless
1410	3	120	24.4	7.32	1,540	Clear, Odorless
1430	3	180	24.6	7.32	1,540	Clear, Odorless
1500	3	270	24.8	7.32	1,540	Clear, Odorless
1540	3	390	25.0	7.35	1,540	Clear, Odorless
Total Purged:		390 gallons	Casing Volumes Purged:		3.04 volumes	
Note: 51Hz on VFD to get 3 GPM						

Sample Inventory					
Sample ID	Time	# of Bottles	Analysis	Filtered	Notes
MW-3-9-18-21	1540	1	Quarterly	No	

**MONITORING WELL SAMPLING RECORD**

Project: SEGS III - VII Kramer Junction Technician: Ralph De La Parra  
 Date: September 18, 2021 Weather: Clear, Warm

Purge Volume Calculations			
Monitoring Well ID:	<b>MW-4</b>	Depth to Water:	174.35 ft btoc (b)
Elevation of Top of Casing:	2459.03 ft amsl (a)	Water Elevation (a - b):	2284.68 ft amsl (c)
Well Depth:	258.50 ft btoc	Water Thickness (c - d):	84.15 feet (e)
Elevation of Bottom of Well:	2200.53 ft amsl (d)	One Casing Volume (e * 1.47):	123.7 gallons (f)
Casing Inside Diameter:	6.0 inches	Three Casing Volumes (f * 3):	371.1 gallons

Monitoring Well Purge Data						
Purging Apparatus:			Dedicated Pump			
Sampling Apparatus:			Pump Discharge			
Decon Methods:						
Time	Purge Rate (gpm)	Purge Volume (gallons)	Temp (Deg C)	pH	Specific Conductivity (µmhos/cm)	Notes
1600	10	50	23.8	7.30	1,390	Clear, odorless
1605	10	100	23.9	7.31	1,370	Clear, odorless
1615	10	200	24.0	7.31	1,370	Clear, odorless
1625	10	300	24.0	7.31	1,370	Clear, odorless
1635	10	400	24.2	7.31	1,370	Clear, odorless
Total Purged:		400 gallons	Casing Volumes Purged:		3.23 volumes	
Additional Notes or Comments:						

Sample Inventory					
Sample ID	Time	# of Bottles	Analysis	Filtered	Notes
MW-4-9-18-21	1635	1	Quarterly	No	

**MONITORING WELL SAMPLING RECORD**

Project: SEGS III - VII Kramer Junction  
 Date: December 4, 2021

Technician: Ralph De La Parra  
 Weather: Clear, Cool

Purge Volume Calculations			
Monitoring Well ID:	<b>MW-1</b>	Depth to Water:	170.70 ft btoc (b)
Elevation of Top of Casing:	2474.00 ft amsl (a)	Water Elevation (a - b):	2303.30 ft amsl (c)
Well Depth:	335.50 ft btoc	Water Thickness (c - d):	164.80 feet (e)
Elevation of Bottom of Well:	2138.50 ft amsl (d)	One Casing Volume (e * 1.47):	242.3 gallons (f)
Casing Inside Diameter:	6.0 inches	Three Casing Volumes (f * 3):	726.8 gallons

Monitoring Well Purge Data						
Purging Apparatus:		Dedicated Pump				
Sampling Apparatus:		Pump Discharge				
Decon Methods:						
Time	Purge Rate (gpm)	Purge Volume (gallons)	Temp (Deg C)	pH	Specific Conductivity (µmhos/cm)	Notes
1001	20	100	22.6	7.45	1,960	Clear, odorless
1005	20	200	22.5	7.35	1,970	Clear, odorless
1010	20	300	22.7	7.35	1,960	Clear, odorless
1015	20	400	22.7	7.35	1,960	Clear, odorless
1030	20	600	22.7	7.35	1,960	Clear, odorless
1040	20	800	22.7	7.35	1,960	Clear, odorless
Total Purged:		800 gallons	Casing Volumes Purged:		3.30 volumes	
Additional Notes or Comments:						

Sample Inventory					
Sample ID	Time	# of Bottles	Analysis	Filtered	Notes
MW-1-12-4-21	1040	3	Annual	No	
Dup-12-4-21		3	Annual	No	Dup Collected

**MONITORING WELL SAMPLING RECORD**

Project: SEGS III - VII Kramer Junction Technician: Ralph De La Parra  
 Date: December 4, 2021 Weather: Clear, Cool

Purge Volume Calculations			
Monitoring Well ID:	<b>MW-2</b>	Depth to Water:	222.15 ft btoc (b)
Elevation of Top of Casing:	2454.17 ft amsl (a)	Water Elevation (a - b):	2232.02 ft amsl (c)
Well Depth:	257.80 ft btoc	Water Thickness (c - d):	35.65 feet (e)
Elevation of Bottom of Well:	2196.37 ft amsl (d)	One Casing Volume (e * 1.47):	52.4 gallons (f)
Casing Inside Diameter:	6.0 inches	Three Casing Volumes (f * 3):	157.2 gallons

Monitoring Well Purge Data						
Purging Apparatus:		Dedicated Pump				
Sampling Apparatus:		Pump Discharge				
Decon Methods:						
Time	Purge Rate (gpm)	Purge Volume (gallons)	Temp (Deg C)	pH	Specific Conductivity (µmhos/cm)	Notes
1100	1.5	15	21.2	7.03	1,820	Very Cloudy, odorless
1120	1.5	45	21.2	7.26	1,780	Very Clear, odorless
1140	1.5	75	21.2	7.27	1,780	Very Clear, odorless
1200	1.5	105	21.3	7.27	1,780	Very Clear, odorless
1220	1.5	135	21.3	7.27	1,780	Very Clear, odorless
1240	1.5	165	21.3	7.27	1,780	Very Clear, odorless
Total Purged:		165 gallons	Casing Volumes Purged:		3.15 volumes	
Note: 55Hz on VFD to get 1.5 GPM						

Sample Inventory					
Sample ID	Time	# of Bottles	Analysis	Filtered	Notes
MW-2-12-4-21	1240	3	Annual	No	

**MONITORING WELL SAMPLING RECORD**

Project: SEGS III - VII Kramer Junction  
 Date: December 4, 2021

Technician: Ralph De La Parra  
 Weather: Clear, Cool

Purge Volume Calculations			
Monitoring Well ID:	<b>MW-3</b>	Depth to Water:	171.70 ft btoc (b)
Elevation of Top of Casing:	2454.75 ft amsl (a)	Water Elevation (a - b):	2283.05 ft amsl (c)
Well Depth:	259.00 ft btoc	Water Thickness (c - d):	87.30 feet (e)
Elevation of Bottom of Well:	2195.75 ft amsl (d)	One Casing Volume (e * 1.47):	128.3 gallons (f)
Casing Inside Diameter:	6.0 inches	Three Casing Volumes (f * 3):	385.0 gallons

Monitoring Well Purge Data						
Purging Apparatus:		Dedicated Pump				
Sampling Apparatus:		Pump Discharge				
Decon Methods:						
Time	Purge Rate (gpm)	Purge Volume (gallons)	Temp (Deg C)	pH	Specific Conductivity (µmhos/cm)	Notes
1300	3	30	20.7	7.20	1,520	Clear, Odorless
1320	3	90	21.2	7.24	1,510	Clear, Odorless
1330	3	120	21.4	7.24	1,510	Clear, Odorless
1350	3	180	21.6	7.24	1,510	Clear, Odorless
1420	3	270	21.8	7.24	1,510	Clear, Odorless
1500	3	390	22.0	7.24	1,510	Clear, Odorless
Total Purged:		390 gallons	Casing Volumes Purged:		3.04 volumes	
Note: 51Hz on VFD to get 3 GPM						

Sample Inventory					
Sample ID	Time	# of Bottles	Analysis	Filtered	Notes
MW-3-12-4-21	1500	3	Annual	No	

**MONITORING WELL SAMPLING RECORD**

Project: SEGS III - VII Kramer Junction Technician: Ralph De La Parra  
 Date: December 4, 2021 Weather: Clear, Cool

Purge Volume Calculations			
Monitoring Well ID:	<b>MW-4</b>	Depth to Water:	174.60 ft btoc (b)
Elevation of Top of Casing:	2459.03 ft amsl (a)	Water Elevation (a - b):	2284.43 ft amsl (c)
Well Depth:	258.50 ft btoc	Water Thickness (c - d):	83.90 feet (e)
Elevation of Bottom of Well:	2200.53 ft amsl (d)	One Casing Volume (e * 1.47):	123.3 gallons (f)
Casing Inside Diameter:	6.0 inches	Three Casing Volumes (f * 3):	370.0 gallons

Monitoring Well Purge Data						
Purging Apparatus:		Dedicated Pump				
Sampling Apparatus:		Pump Discharge				
Decon Methods:						
Time	Purge Rate (gpm)	Purge Volume (gallons)	Temp (Deg C)	pH	Specific Conductivity (µmhos/cm)	Notes
1515	10	50	22.2	7.22	1,370	Clear, odorless
1520	10	100	22.3	7.22	1,370	Clear, odorless
1530	10	200	22.3	7.22	1,370	Clear, odorless
1540	10	300	22.3	7.23	1,370	Clear, odorless
1550	10	400	22.4	7.23	1,370	Clear, odorless
Total Purged:		400 gallons	Casing Volumes Purged:		3.24 volumes	
Additional Notes or Comments:						

Sample Inventory					
Sample ID	Time	# of Bottles	Analysis	Filtered	Notes
MW-4-12-4-21	1550	3	Annual	No	



# **APPENDIX B**

## **LABORATORY REPORTS**

## ANALYTICAL REPORT

Eurofins Calscience Irvine  
17461 Derian Ave  
Suite 100  
Irvine, CA 92614-5817  
Tel: (949)261-1022

Laboratory Job ID: 440-280843-1  
Client Project/Site: Nextera-Kramer Junction

For:  
FPL Energy Solar Partners III-VII, LLC  
41100 Highway 395  
Boron, California 93516

Attn: Glen King



Authorized for release by:  
4/7/2021 6:46:36 PM

Sheri Fama, Project Manager I  
(949)260-3274  
[Sheri.Fama@Eurofinset.com](mailto:Sheri.Fama@Eurofinset.com)

### LINKS

Review your project  
results through  
**TotalAccess**

Have a Question?



Visit us at:  
[www.eurofinsus.com/Env](http://www.eurofinsus.com/Env)

*The test results in this report meet all 2003 NELAC, 2009 TNI, and 2016 TNI requirements for accredited parameters, exceptions are noted in this report. This report may not be reproduced except in full, and with written approval from the laboratory. For questions please contact the Project Manager at the e-mail address or telephone number listed on this page.*

*This report has been electronically signed and authorized by the signatory. Electronic signature is intended to be the legally binding equivalent of a traditionally handwritten signature.*

*Results relate only to the items tested and the sample(s) as received by the laboratory.*



# Table of Contents

Cover Page . . . . .	1
Table of Contents . . . . .	2
Sample Summary . . . . .	3
Case Narrative . . . . .	4
Client Sample Results . . . . .	5
Method Summary . . . . .	7
Lab Chronicle . . . . .	8
QC Sample Results . . . . .	10
QC Association Summary . . . . .	12
Definitions/Glossary . . . . .	13
Certification Summary . . . . .	14
Chain of Custody . . . . .	15
Receipt Checklists . . . . .	16

# Sample Summary

Client: FPL Energy Solar Partners III-VII, LLC  
Project/Site: Nextera-Kramer Junction

Job ID: 440-280843-1

Lab Sample ID	Client Sample ID	Matrix	Collected	Received	Asset ID
440-280843-1	MW-1-3-18-21	Water	03/18/21 10:00	03/20/21 13:05	
440-280843-2	MW-2-3-18-21	Water	03/18/21 11:50	03/20/21 13:05	
440-280843-3	MW-3-3-18-21	Water	03/18/21 14:35	03/20/21 13:05	
440-280843-4	MW-4-3-18-21	Water	03/18/21 15:25	03/20/21 13:05	
440-280843-5	Dup-3-18-21	Water	03/18/21 00:01	03/20/21 13:05	

- 1
- 2
- 3
- 4
- 5
- 6
- 7
- 8
- 9
- 10
- 11
- 12
- 13

# Case Narrative

Client: FPL Energy Solar Partners III-VII, LLC  
Project/Site: Nextera-Kramer Junction

Job ID: 440-280843-1

---

## Job ID: 440-280843-1

---

### Laboratory: Eurofins Calscience Irvine

#### Narrative

---

#### Job Narrative 440-280843-1

#### Comments

No additional comments.

#### Receipt

The samples were received on 3/20/2021 1:05 PM. Unless otherwise noted below, the samples arrived in good condition and on ice. The temperature of the cooler at receipt was 0.3° C.

#### HPLC/IC

No analytical or quality issues were noted, other than those described in the Definitions/Glossary page.

#### Metals

Method 3005A: The following samples for metals were received unpreserved and were preserved upon receipt to the laboratory: MW-1-3-18-21 (440-280843-1), MW-2-3-18-21 (440-280843-2), MW-3-3-18-21 (440-280843-3), MW-4-3-18-21 (440-280843-4) and Dup-3-18-21 (440-280843-5). Regulatory documents require a 24-hour waiting period from the time of the addition of the acid preservative to the time of digestion.

1 mL of 1:1 HNO<sub>3</sub> was added to each container 440-280843-A-1 through A-5 on 03/25/21 @ 0940 hours  
1:1 HNO<sub>3</sub> Reagent # 6527819

No additional analytical or quality issues were noted, other than those described above or in the Definitions/Glossary page.

#### General Chemistry

No analytical or quality issues were noted, other than those described in the Definitions/Glossary page.

# Client Sample Results

Client: FPL Energy Solar Partners III-VII, LLC  
 Project/Site: Nextera-Kramer Junction

Job ID: 440-280843-1

## Client Sample ID: MW-1-3-18-21

## Lab Sample ID: 440-280843-1

Date Collected: 03/18/21 10:00

Matrix: Water

Date Received: 03/20/21 13:05

### Method: 300.0 - Anions, Ion Chromatography

Analyte	Result	Qualifier	RL	Unit	D	Prepared	Analyzed	Dil Fac
Sulfate	340		25	mg/L			03/23/21 21:16	50

### Method: 6010B - Metals (ICP) - Total Recoverable

Analyte	Result	Qualifier	RL	Unit	D	Prepared	Analyzed	Dil Fac
Sodium	340		0.50	mg/L		03/26/21 10:57	04/01/21 14:57	1

### General Chemistry

Analyte	Result	Qualifier	RL	Unit	D	Prepared	Analyzed	Dil Fac
Total Dissolved Solids	1300		10	mg/L			03/23/21 09:12	1

## Client Sample ID: MW-2-3-18-21

## Lab Sample ID: 440-280843-2

Date Collected: 03/18/21 11:50

Matrix: Water

Date Received: 03/20/21 13:05

### Method: 300.0 - Anions, Ion Chromatography

Analyte	Result	Qualifier	RL	Unit	D	Prepared	Analyzed	Dil Fac
Sulfate	240		25	mg/L			03/23/21 21:33	50

### Method: 6010B - Metals (ICP) - Total Recoverable

Analyte	Result	Qualifier	RL	Unit	D	Prepared	Analyzed	Dil Fac
Sodium	320		0.50	mg/L		03/26/21 10:57	04/01/21 15:07	1

### General Chemistry

Analyte	Result	Qualifier	RL	Unit	D	Prepared	Analyzed	Dil Fac
Total Dissolved Solids	1200		10	mg/L			03/23/21 10:46	1

## Client Sample ID: MW-3-3-18-21

## Lab Sample ID: 440-280843-3

Date Collected: 03/18/21 14:35

Matrix: Water

Date Received: 03/20/21 13:05

### Method: 300.0 - Anions, Ion Chromatography

Analyte	Result	Qualifier	RL	Unit	D	Prepared	Analyzed	Dil Fac
Sulfate	210		25	mg/L			03/23/21 21:51	50

### Method: 6010B - Metals (ICP) - Total Recoverable

Analyte	Result	Qualifier	RL	Unit	D	Prepared	Analyzed	Dil Fac
Sodium	270		0.50	mg/L		03/26/21 10:57	04/01/21 15:09	1

### General Chemistry

Analyte	Result	Qualifier	RL	Unit	D	Prepared	Analyzed	Dil Fac
Total Dissolved Solids	940		10	mg/L			03/23/21 10:46	1

## Client Sample ID: MW-4-3-18-21

## Lab Sample ID: 440-280843-4

Date Collected: 03/18/21 15:25

Matrix: Water

Date Received: 03/20/21 13:05

### Method: 300.0 - Anions, Ion Chromatography

Analyte	Result	Qualifier	RL	Unit	D	Prepared	Analyzed	Dil Fac
Sulfate	200		25	mg/L			03/23/21 22:10	50

### Method: 6010B - Metals (ICP) - Total Recoverable

Analyte	Result	Qualifier	RL	Unit	D	Prepared	Analyzed	Dil Fac
Sodium	220		0.50	mg/L		03/26/21 10:57	04/01/21 15:12	1

Eurofins Calscience Irvine

# Client Sample Results

Client: FPL Energy Solar Partners III-VII, LLC  
 Project/Site: Nextera-Kramer Junction

Job ID: 440-280843-1

**Client Sample ID: MW-4-3-18-21**

**Lab Sample ID: 440-280843-4**

Date Collected: 03/18/21 15:25

Matrix: Water

Date Received: 03/20/21 13:05

**General Chemistry**

Analyte	Result	Qualifier	RL	Unit	D	Prepared	Analyzed	Dil Fac
Total Dissolved Solids	840		10	mg/L			03/23/21 10:46	1

**Client Sample ID: Dup-3-18-21**

**Lab Sample ID: 440-280843-5**

Date Collected: 03/18/21 00:01

Matrix: Water

Date Received: 03/20/21 13:05

**Method: 300.0 - Anions, Ion Chromatography**

Analyte	Result	Qualifier	RL	Unit	D	Prepared	Analyzed	Dil Fac
Sulfate	340		25	mg/L			03/23/21 22:28	50

**Method: 6010B - Metals (ICP) - Total Recoverable**

Analyte	Result	Qualifier	RL	Unit	D	Prepared	Analyzed	Dil Fac
Sodium	340		0.50	mg/L		03/26/21 10:57	04/01/21 15:14	1

**General Chemistry**

Analyte	Result	Qualifier	RL	Unit	D	Prepared	Analyzed	Dil Fac
Total Dissolved Solids	1300		10	mg/L			03/23/21 10:46	1

# Method Summary

Client: FPL Energy Solar Partners III-VII, LLC  
Project/Site: Nextera-Kramer Junction

Job ID: 440-280843-1

Method	Method Description	Protocol	Laboratory
300.0	Anions, Ion Chromatography	MCAWW	TAL IRV
6010B	Metals (ICP)	SW846	TAL IRV
SM 2540C	Solids, Total Dissolved (TDS)	SM	TAL IRV
3005A	Preparation, Total Recoverable or Dissolved Metals	SW846	TAL IRV

#### Protocol References:

MCAWW = "Methods For Chemical Analysis Of Water And Wastes", EPA-600/4-79-020, March 1983 And Subsequent Revisions.

SM = "Standard Methods For The Examination Of Water And Wastewater"

SW846 = "Test Methods For Evaluating Solid Waste, Physical/Chemical Methods", Third Edition, November 1986 And Its Updates.

#### Laboratory References:

TAL IRV = Eurofins Calscience Irvine, 17461 Derian Ave, Suite 100, Irvine, CA 92614-5817, TEL (949)261-1022



# Lab Chronicle

Client: FPL Energy Solar Partners III-VII, LLC  
 Project/Site: Nextera-Kramer Junction

Job ID: 440-280843-1

## Client Sample ID: MW-1-3-18-21

## Lab Sample ID: 440-280843-1

Date Collected: 03/18/21 10:00

Matrix: Water

Date Received: 03/20/21 13:05

Prep Type	Batch Type	Batch Method	Run	Dil Factor	Initial Amount	Final Amount	Batch Number	Prepared or Analyzed	Analyst	Lab
Total/NA	Analysis	300.0		50			642034	03/23/21 21:16	NIH3	TAL IRV
Total Recoverable	Prep	3005A			25 mL	25 mL	642461	03/26/21 10:57	LZY7	TAL IRV
Total Recoverable	Analysis	6010B		1			642940	04/01/21 14:57	VZ0K	TAL IRV
Total/NA	Analysis	SM 2540C		1	100 mL	100 mL	642027	03/23/21 09:12	VY3D	TAL IRV

## Client Sample ID: MW-2-3-18-21

## Lab Sample ID: 440-280843-2

Date Collected: 03/18/21 11:50

Matrix: Water

Date Received: 03/20/21 13:05

Prep Type	Batch Type	Batch Method	Run	Dil Factor	Initial Amount	Final Amount	Batch Number	Prepared or Analyzed	Analyst	Lab
Total/NA	Analysis	300.0		50			642034	03/23/21 21:33	NIH3	TAL IRV
Total Recoverable	Prep	3005A			25 mL	25 mL	642461	03/26/21 10:57	LZY7	TAL IRV
Total Recoverable	Analysis	6010B		1			642940	04/01/21 15:07	VZ0K	TAL IRV
Total/NA	Analysis	SM 2540C		1	100 mL	100 mL	642027	03/23/21 10:46	VY3D	TAL IRV

## Client Sample ID: MW-3-3-18-21

## Lab Sample ID: 440-280843-3

Date Collected: 03/18/21 14:35

Matrix: Water

Date Received: 03/20/21 13:05

Prep Type	Batch Type	Batch Method	Run	Dil Factor	Initial Amount	Final Amount	Batch Number	Prepared or Analyzed	Analyst	Lab
Total/NA	Analysis	300.0		50			642034	03/23/21 21:51	NIH3	TAL IRV
Total Recoverable	Prep	3005A			25 mL	25 mL	642461	03/26/21 10:57	LZY7	TAL IRV
Total Recoverable	Analysis	6010B		1			642940	04/01/21 15:09	VZ0K	TAL IRV
Total/NA	Analysis	SM 2540C		1	100 mL	100 mL	642027	03/23/21 10:46	VY3D	TAL IRV

## Client Sample ID: MW-4-3-18-21

## Lab Sample ID: 440-280843-4

Date Collected: 03/18/21 15:25

Matrix: Water

Date Received: 03/20/21 13:05

Prep Type	Batch Type	Batch Method	Run	Dil Factor	Initial Amount	Final Amount	Batch Number	Prepared or Analyzed	Analyst	Lab
Total/NA	Analysis	300.0		50			642034	03/23/21 22:10	NIH3	TAL IRV
Total Recoverable	Prep	3005A			25 mL	25 mL	642461	03/26/21 10:57	LZY7	TAL IRV
Total Recoverable	Analysis	6010B		1			642940	04/01/21 15:12	VZ0K	TAL IRV
Total/NA	Analysis	SM 2540C		1	100 mL	100 mL	642027	03/23/21 10:46	VY3D	TAL IRV

## Client Sample ID: Dup-3-18-21

## Lab Sample ID: 440-280843-5

Date Collected: 03/18/21 00:01

Matrix: Water

Date Received: 03/20/21 13:05

Prep Type	Batch Type	Batch Method	Run	Dil Factor	Initial Amount	Final Amount	Batch Number	Prepared or Analyzed	Analyst	Lab
Total/NA	Analysis	300.0		50			642034	03/23/21 22:28	NIH3	TAL IRV
Total Recoverable	Prep	3005A			25 mL	25 mL	642461	03/26/21 10:57	LZY7	TAL IRV
Total Recoverable	Analysis	6010B		1			642940	04/01/21 15:14	VZ0K	TAL IRV
Total/NA	Analysis	SM 2540C		1	100 mL	100 mL	642027	03/23/21 10:46	VY3D	TAL IRV

# Lab Chronicle

Client: FPL Energy Solar Partners III-VII, LLC  
Project/Site: Nextera-Kramer Junction

Job ID: 440-280843-1

**Laboratory References:**

TAL IRV = Eurofins Calscience Irvine, 17461 Derian Ave, Suite 100, Irvine, CA 92614-5817, TEL (949)261-1022

1

2

3

4

5

6

7

8

9

10

11

12

13

# QC Sample Results

Client: FPL Energy Solar Partners III-VII, LLC  
 Project/Site: Nextera-Kramer Junction

Job ID: 440-280843-1

## Method: 300.0 - Anions, Ion Chromatography

Lab Sample ID: MB 440-642034/6  
 Matrix: Water  
 Analysis Batch: 642034

Client Sample ID: Method Blank  
 Prep Type: Total/NA

Analyte	MB Result	MB Qualifier	RL	Unit	D	Prepared	Analyzed	Dil Fac
Sulfate	ND		0.50	mg/L			03/23/21 11:51	1

Lab Sample ID: LCS 440-642034/5  
 Matrix: Water  
 Analysis Batch: 642034

Client Sample ID: Lab Control Sample  
 Prep Type: Total/NA

Analyte	Spike Added	LCS Result	LCS Qualifier	Unit	D	%Rec	%Rec. Limits
Sulfate	5.00	4.94		mg/L		99	90 - 110

Lab Sample ID: 440-280843-5 MS  
 Matrix: Water  
 Analysis Batch: 642034

Client Sample ID: Dup-3-18-21  
 Prep Type: Total/NA

Analyte	Sample Result	Sample Qualifier	Spike Added	MS Result	MS Qualifier	Unit	D	%Rec	%Rec. Limits
Sulfate	340		250	597		mg/L		105	80 - 120

Lab Sample ID: 440-280843-5 MSD  
 Matrix: Water  
 Analysis Batch: 642034

Client Sample ID: Dup-3-18-21  
 Prep Type: Total/NA

Analyte	Sample Result	Sample Qualifier	Spike Added	MSD Result	MSD Qualifier	Unit	D	%Rec	%Rec. Limits	RPD	Limit
Sulfate	340		250	595		mg/L		104	80 - 120	0	20

## Method: 6010B - Metals (ICP)

Lab Sample ID: MB 440-642461/1-A  
 Matrix: Water  
 Analysis Batch: 642940

Client Sample ID: Method Blank  
 Prep Type: Total Recoverable  
 Prep Batch: 642461

Analyte	MB Result	MB Qualifier	RL	Unit	D	Prepared	Analyzed	Dil Fac
Sodium	ND		0.50	mg/L		03/26/21 10:57	04/01/21 14:43	1

Lab Sample ID: LCS 440-642461/2-A  
 Matrix: Water  
 Analysis Batch: 642940

Client Sample ID: Lab Control Sample  
 Prep Type: Total Recoverable  
 Prep Batch: 642461

Analyte	Spike Added	LCS Result	LCS Qualifier	Unit	D	%Rec	%Rec. Limits
Sodium	10.0	10.2		mg/L		102	80 - 120

Lab Sample ID: 440-280843-1 MS  
 Matrix: Water  
 Analysis Batch: 642940

Client Sample ID: MW-1-3-18-21  
 Prep Type: Total Recoverable  
 Prep Batch: 642461

Analyte	Sample Result	Sample Qualifier	Spike Added	MS Result	MS Qualifier	Unit	D	%Rec	%Rec. Limits
Sodium	340		10.0	357	4	mg/L		220	75 - 125

# QC Sample Results

Client: FPL Energy Solar Partners III-VII, LLC  
 Project/Site: Nextera-Kramer Junction

Job ID: 440-280843-1

## Method: 6010B - Metals (ICP) (Continued)

Lab Sample ID: 440-280843-1 MSD  
 Matrix: Water  
 Analysis Batch: 642940

Client Sample ID: MW-1-3-18-21  
 Prep Type: Total Recoverable  
 Prep Batch: 642461

Analyte	Sample Result	Sample Qualifier	Spike Added	MSD Result	MSD Qualifier	Unit	D	%Rec	%Rec. Limits	RPD	RPD Limit
Sodium	340		10.0	339	4	mg/L		37	75 - 125	5	20

## Method: SM 2540C - Solids, Total Dissolved (TDS)

Lab Sample ID: MB 440-642027/1  
 Matrix: Water  
 Analysis Batch: 642027

Client Sample ID: Method Blank  
 Prep Type: Total/NA

Analyte	MB Result	MB Qualifier	RL	Unit	D	Prepared	Analyzed	Dil Fac
Total Dissolved Solids	ND		10	mg/L			03/23/21 09:11	1

Lab Sample ID: LCS 440-642027/2  
 Matrix: Water  
 Analysis Batch: 642027

Client Sample ID: Lab Control Sample  
 Prep Type: Total/NA

Analyte	Spike Added	LCS Result	LCS Qualifier	Unit	D	%Rec	%Rec. Limits
Total Dissolved Solids	1000	974		mg/L		97	90 - 110

Lab Sample ID: 440-280621-H-4 DU  
 Matrix: Water  
 Analysis Batch: 642027

Client Sample ID: Duplicate  
 Prep Type: Total/NA

Analyte	Sample Result	Sample Qualifier	DU Result	DU Qualifier	Unit	D	RPD	RPD Limit
Total Dissolved Solids	6900		6990		mg/L		1	5

# QC Association Summary

Client: FPL Energy Solar Partners III-VII, LLC  
 Project/Site: Nextera-Kramer Junction

Job ID: 440-280843-1

## HPLC/IC

### Analysis Batch: 642034

Lab Sample ID	Client Sample ID	Prep Type	Matrix	Method	Prep Batch
440-280843-1	MW-1-3-18-21	Total/NA	Water	300.0	
440-280843-2	MW-2-3-18-21	Total/NA	Water	300.0	
440-280843-3	MW-3-3-18-21	Total/NA	Water	300.0	
440-280843-4	MW-4-3-18-21	Total/NA	Water	300.0	
440-280843-5	Dup-3-18-21	Total/NA	Water	300.0	
MB 440-642034/6	Method Blank	Total/NA	Water	300.0	
LCS 440-642034/5	Lab Control Sample	Total/NA	Water	300.0	
440-280843-5 MS	Dup-3-18-21	Total/NA	Water	300.0	
440-280843-5 MSD	Dup-3-18-21	Total/NA	Water	300.0	

## Metals

### Prep Batch: 642461

Lab Sample ID	Client Sample ID	Prep Type	Matrix	Method	Prep Batch
440-280843-1	MW-1-3-18-21	Total Recoverable	Water	3005A	
440-280843-2	MW-2-3-18-21	Total Recoverable	Water	3005A	
440-280843-3	MW-3-3-18-21	Total Recoverable	Water	3005A	
440-280843-4	MW-4-3-18-21	Total Recoverable	Water	3005A	
440-280843-5	Dup-3-18-21	Total Recoverable	Water	3005A	
MB 440-642461/1-A	Method Blank	Total Recoverable	Water	3005A	
LCS 440-642461/2-A	Lab Control Sample	Total Recoverable	Water	3005A	
440-280843-1 MS	MW-1-3-18-21	Total Recoverable	Water	3005A	
440-280843-1 MSD	MW-1-3-18-21	Total Recoverable	Water	3005A	

### Analysis Batch: 642940

Lab Sample ID	Client Sample ID	Prep Type	Matrix	Method	Prep Batch
440-280843-1	MW-1-3-18-21	Total Recoverable	Water	6010B	642461
440-280843-2	MW-2-3-18-21	Total Recoverable	Water	6010B	642461
440-280843-3	MW-3-3-18-21	Total Recoverable	Water	6010B	642461
440-280843-4	MW-4-3-18-21	Total Recoverable	Water	6010B	642461
440-280843-5	Dup-3-18-21	Total Recoverable	Water	6010B	642461
MB 440-642461/1-A	Method Blank	Total Recoverable	Water	6010B	642461
LCS 440-642461/2-A	Lab Control Sample	Total Recoverable	Water	6010B	642461
440-280843-1 MS	MW-1-3-18-21	Total Recoverable	Water	6010B	642461
440-280843-1 MSD	MW-1-3-18-21	Total Recoverable	Water	6010B	642461

## General Chemistry

### Analysis Batch: 642027

Lab Sample ID	Client Sample ID	Prep Type	Matrix	Method	Prep Batch
440-280843-1	MW-1-3-18-21	Total/NA	Water	SM 2540C	
440-280843-2	MW-2-3-18-21	Total/NA	Water	SM 2540C	
440-280843-3	MW-3-3-18-21	Total/NA	Water	SM 2540C	
440-280843-4	MW-4-3-18-21	Total/NA	Water	SM 2540C	
440-280843-5	Dup-3-18-21	Total/NA	Water	SM 2540C	
MB 440-642027/1	Method Blank	Total/NA	Water	SM 2540C	
LCS 440-642027/2	Lab Control Sample	Total/NA	Water	SM 2540C	
440-280621-H-4 DU	Duplicate	Total/NA	Water	SM 2540C	

# Definitions/Glossary

Client: FPL Energy Solar Partners III-VII, LLC  
Project/Site: Nextera-Kramer Junction

Job ID: 440-280843-1

## Qualifiers

### Metals

Qualifier	Qualifier Description
4	MS, MSD: The analyte present in the original sample is greater than 4 times the matrix spike concentration; therefore, control limits are not applicable.

## Glossary

Abbreviation	These commonly used abbreviations may or may not be present in this report.
α	Listed under the "D" column to designate that the result is reported on a dry weight basis
%R	Percent Recovery
CFL	Contains Free Liquid
CFU	Colony Forming Unit
CNF	Contains No Free Liquid
DER	Duplicate Error Ratio (normalized absolute difference)
Dil Fac	Dilution Factor
DL	Detection Limit (DoD/DOE)
DL, RA, RE, IN	Indicates a Dilution, Re-analysis, Re-extraction, or additional Initial metals/anion analysis of the sample
DLC	Decision Level Concentration (Radiochemistry)
EDL	Estimated Detection Limit (Dioxin)
LOD	Limit of Detection (DoD/DOE)
LOQ	Limit of Quantitation (DoD/DOE)
MCL	EPA recommended "Maximum Contaminant Level"
MDA	Minimum Detectable Activity (Radiochemistry)
MDC	Minimum Detectable Concentration (Radiochemistry)
MDL	Method Detection Limit
ML	Minimum Level (Dioxin)
MPN	Most Probable Number
MQL	Method Quantitation Limit
NC	Not Calculated
ND	Not Detected at the reporting limit (or MDL or EDL if shown)
NEG	Negative / Absent
POS	Positive / Present
PQL	Practical Quantitation Limit
PRES	Presumptive
QC	Quality Control
RER	Relative Error Ratio (Radiochemistry)
RL	Reporting Limit or Requested Limit (Radiochemistry)
RPD	Relative Percent Difference, a measure of the relative difference between two points
TEF	Toxicity Equivalent Factor (Dioxin)
TEQ	Toxicity Equivalent Quotient (Dioxin)
TNTC	Too Numerous To Count

# Accreditation/Certification Summary

Client: FPL Energy Solar Partners III-VII, LLC  
Project/Site: Nextera-Kramer Junction

Job ID: 440-280843-1

## Laboratory: Eurofins Calscience Irvine

Unless otherwise noted, all analytes for this laboratory were covered under each accreditation/certification below.

Authority	Program	Identification Number	Expiration Date
California	State	2706	06-30-21

The following analytes are included in this report, but the laboratory is not certified by the governing authority. This list may include analytes for which the agency does not offer certification.

Analysis Method	Prep Method	Matrix	Analyte
6010B	3005A	Water	Sodium







## Login Sample Receipt Checklist

Client: FPL Energy Solar Partners III-VII, LLC

Job Number: 440-280843-1

**Login Number: 280843**

**List Number: 1**

**Creator: Lagunas, Jorge L**

**List Source: Eurofins Irvine**

Question	Answer	Comment
Radioactivity wasn't checked or is <math>\leq</math> background as measured by a survey meter.	True	
The cooler's custody seal, if present, is intact.	N/A	Not present
Sample custody seals, if present, are intact.	N/A	Not Present
The cooler or samples do not appear to have been compromised or tampered with.	True	
Samples were received on ice.	True	
Cooler Temperature is acceptable.	True	
Cooler Temperature is recorded.	True	
COC is present.	True	
COC is filled out in ink and legible.	True	
COC is filled out with all pertinent information.	True	
Is the Field Sampler's name present on COC?	True	
There are no discrepancies between the containers received and the COC.	True	
Samples are received within Holding Time (excluding tests with immediate HTs)	True	
Sample containers have legible labels.	True	
Containers are not broken or leaking.	True	
Sample collection date/times are provided.	True	
Appropriate sample containers are used.	True	
Sample bottles are completely filled.	True	
Sample Preservation Verified.	N/A	
There is sufficient vol. for all requested analyses, incl. any requested MS/MSDs	True	
Containers requiring zero headspace have no headspace or bubble is <math><6\text{mm}</math> (1/4").	True	
Multiphasic samples are not present.	True	
Samples do not require splitting or compositing.	True	
Residual Chlorine Checked.	N/A	

## ANALYTICAL REPORT

Eurofins Calscience Irvine  
17461 Derian Ave  
Suite 100  
Irvine, CA 92614-5817  
Tel: (949)261-1022

Laboratory Job ID: 440-283401-1  
Client Project/Site: Nextera-Kramer Junction

For:  
FPL Energy Solar Partners III-VII, LLC  
41100 Highway 395  
Boron, California 93516

Attn: Glen King



Authorized for release by:  
5/28/2021 6:03:41 PM

Sheri Fama, Project Manager I  
(949)260-3274  
[Sheri.Fama@Eurofinset.com](mailto:Sheri.Fama@Eurofinset.com)

### LINKS

Review your project  
results through  
**TotalAccess**

Have a Question?



Visit us at:

[www.eurofinsus.com/Env](http://www.eurofinsus.com/Env)

*The test results in this report meet all 2003 NELAC, 2009 TNI, and 2016 TNI requirements for accredited parameters, exceptions are noted in this report. This report may not be reproduced except in full, and with written approval from the laboratory. For questions please contact the Project Manager at the e-mail address or telephone number listed on this page.*

*This report has been electronically signed and authorized by the signatory. Electronic signature is intended to be the legally binding equivalent of a traditionally handwritten signature.*

*Results relate only to the items tested and the sample(s) as received by the laboratory.*



# Table of Contents

Cover Page . . . . .	1
Table of Contents . . . . .	2
Sample Summary . . . . .	3
Case Narrative . . . . .	4
Client Sample Results . . . . .	5
Method Summary . . . . .	7
Lab Chronicle . . . . .	8
QC Sample Results . . . . .	10
QC Association Summary . . . . .	12
Definitions/Glossary . . . . .	14
Certification Summary . . . . .	15
Chain of Custody . . . . .	16
Receipt Checklists . . . . .	17

# Sample Summary

Client: FPL Energy Solar Partners III-VII, LLC  
Project/Site: Nextera-Kramer Junction

Job ID: 440-283401-1

Lab Sample ID	Client Sample ID	Matrix	Collected	Received	Asset ID
440-283401-1	MW-1-5-14-21	Water	05/14/21 18:10	05/17/21 11:00	
440-283401-2	MW-4-5-14-21	Water	05/14/21 19:05	05/17/21 11:00	
440-283401-3	MW-2-5-15-21	Water	05/15/21 16:50	05/17/21 11:00	
440-283401-4	MW-3-5-16-21	Water	05/16/21 12:30	05/17/21 11:00	
440-283401-5	DUP-5-14-21	Water	05/14/21 00:01	05/17/21 11:00	

- 1
- 2
- 3
- 4
- 5
- 6
- 7
- 8
- 9
- 10
- 11
- 12
- 13

# Case Narrative

Client: FPL Energy Solar Partners III-VII, LLC  
Project/Site: Nextera-Kramer Junction

Job ID: 440-283401-1

---

## Job ID: 440-283401-1

---

### Laboratory: Eurofins Calscience Irvine

#### Narrative

#### Job Narrative 440-283401-1

#### Comments

No additional comments.

#### Receipt

The samples were received on 5/17/2021 11:00 AM. Unless otherwise noted below, the samples arrived in good condition and on ice. The temperature of the cooler at receipt was 2.0° C.

#### Receipt Exceptions

The Field Sampler was not listed on the Chain of Custody.

#### HPLC/IC

No analytical or quality issues were noted, other than those described in the Definitions/Glossary page.

#### Metals

Method 3005A: The following samples for metals were received unpreserved and were preserved upon receipt to the laboratory: MW-1-5-14-21 (440-283401-1), MW-4-5-14-21 (440-283401-2), MW-2-5-15-21 (440-283401-3), MW-3-5-16-21 (440-283401-4) and DUP-5-14-21 (440-283401-5). Regulatory documents require a 24-hour waiting period from the time of the addition of the acid preservative to the time of digestion.

1.0 mL of 1:1 HNO<sub>3</sub> was added to each container 440-283401-A-1 through A-5 on 05/24/21 @ 15:45 hours  
1:1 HNO<sub>3</sub> Reagent # 6594935

Method 6010B: The post digestion spike % recovery for Sodium associated with batch 440-648000 was outside of control limits.

No additional analytical or quality issues were noted, other than those described above or in the Definitions/Glossary page.

#### General Chemistry

No analytical or quality issues were noted, other than those described in the Definitions/Glossary page.

# Client Sample Results

Client: FPL Energy Solar Partners III-VII, LLC  
Project/Site: Nextera-Kramer Junction

Job ID: 440-283401-1

## Client Sample ID: MW-1-5-14-21

Lab Sample ID: 440-283401-1

Date Collected: 05/14/21 18:10

Matrix: Water

Date Received: 05/17/21 11:00

### Method: 300.0 - Anions, Ion Chromatography

Analyte	Result	Qualifier	RL	Unit	D	Prepared	Analyzed	Dil Fac
Sulfate	340		25	mg/L			05/19/21 02:12	50

### Method: 6010B - Metals (ICP) - Total Recoverable

Analyte	Result	Qualifier	RL	Unit	D	Prepared	Analyzed	Dil Fac
Sodium	340		0.50	mg/L		05/25/21 07:36	05/27/21 16:42	1

### General Chemistry

Analyte	Result	Qualifier	RL	Unit	D	Prepared	Analyzed	Dil Fac
Total Dissolved Solids	1200		20	mg/L			05/20/21 09:39	1

## Client Sample ID: MW-4-5-14-21

Lab Sample ID: 440-283401-2

Date Collected: 05/14/21 19:05

Matrix: Water

Date Received: 05/17/21 11:00

### Method: 300.0 - Anions, Ion Chromatography

Analyte	Result	Qualifier	RL	Unit	D	Prepared	Analyzed	Dil Fac
Sulfate	190		25	mg/L			05/19/21 02:30	50

### Method: 6010B - Metals (ICP) - Total Recoverable

Analyte	Result	Qualifier	RL	Unit	D	Prepared	Analyzed	Dil Fac
Sodium	220		0.50	mg/L		05/26/21 07:36	05/27/21 16:44	1

### General Chemistry

Analyte	Result	Qualifier	RL	Unit	D	Prepared	Analyzed	Dil Fac
Total Dissolved Solids	850		10	mg/L			05/20/21 09:39	1

## Client Sample ID: MW-2-5-15-21

Lab Sample ID: 440-283401-3

Date Collected: 05/15/21 16:50

Matrix: Water

Date Received: 05/17/21 11:00

### Method: 300.0 - Anions, Ion Chromatography

Analyte	Result	Qualifier	RL	Unit	D	Prepared	Analyzed	Dil Fac
Sulfate	230		25	mg/L			05/19/21 02:48	50

### Method: 6010B - Metals (ICP) - Total Recoverable

Analyte	Result	Qualifier	RL	Unit	D	Prepared	Analyzed	Dil Fac
Sodium	320		0.50	mg/L		05/26/21 07:36	05/27/21 17:01	1

### General Chemistry

Analyte	Result	Qualifier	RL	Unit	D	Prepared	Analyzed	Dil Fac
Total Dissolved Solids	1100		20	mg/L			05/20/21 09:39	1

## Client Sample ID: MW-3-5-16-21

Lab Sample ID: 440-283401-4

Date Collected: 05/16/21 12:30

Matrix: Water

Date Received: 05/17/21 11:00

### Method: 300.0 - Anions, Ion Chromatography

Analyte	Result	Qualifier	RL	Unit	D	Prepared	Analyzed	Dil Fac
Sulfate	220		25	mg/L			05/19/21 03:06	50

### Method: 6010B - Metals (ICP) - Total Recoverable

Analyte	Result	Qualifier	RL	Unit	D	Prepared	Analyzed	Dil Fac
Sodium	260		0.50	mg/L		05/26/21 07:36	05/27/21 17:03	1

Eurofins Calscience Irvine

# Client Sample Results

Client: FPL Energy Solar Partners III-VII, LLC  
 Project/Site: Nextera-Kramer Junction

Job ID: 440-283401-1

**Client Sample ID: MW-3-5-16-21**

**Lab Sample ID: 440-283401-4**

Date Collected: 05/16/21 12:30

Matrix: Water

Date Received: 05/17/21 11:00

**General Chemistry**

Analyte	Result	Qualifier	RL	Unit	D	Prepared	Analyzed	Dil Fac
Total Dissolved Solids	950		10	mg/L			05/20/21 09:39	1

**Client Sample ID: DUP-5-14-21**

**Lab Sample ID: 440-283401-5**

Date Collected: 05/14/21 00:01

Matrix: Water

Date Received: 05/17/21 11:00

**Method: 300.0 - Anions, Ion Chromatography**

Analyte	Result	Qualifier	RL	Unit	D	Prepared	Analyzed	Dil Fac
Sulfate	330		25	mg/L			05/19/21 23:53	50

**Method: 6010B - Metals (ICP) - Total Recoverable**

Analyte	Result	Qualifier	RL	Unit	D	Prepared	Analyzed	Dil Fac
Sodium	330		0.50	mg/L		05/26/21 07:36	05/27/21 17:06	1

**General Chemistry**

Analyte	Result	Qualifier	RL	Unit	D	Prepared	Analyzed	Dil Fac
Total Dissolved Solids	1200		20	mg/L			05/20/21 09:39	1

# Method Summary

Client: FPL Energy Solar Partners III-VII, LLC  
Project/Site: Nextera-Kramer Junction

Job ID: 440-283401-1

Method	Method Description	Protocol	Laboratory
300.0	Anions, Ion Chromatography	MCAWW	TAL IRV
6010B	Metals (ICP)	SW846	TAL IRV
SM 2540C	Solids, Total Dissolved (TDS)	SM	TAL IRV
3005A	Preparation, Total Recoverable or Dissolved Metals	SW846	TAL IRV

#### Protocol References:

MCAWW = "Methods For Chemical Analysis Of Water And Wastes", EPA-600/4-79-020, March 1983 And Subsequent Revisions.

SM = "Standard Methods For The Examination Of Water And Wastewater"

SW846 = "Test Methods For Evaluating Solid Waste, Physical/Chemical Methods", Third Edition, November 1986 And Its Updates.

#### Laboratory References:

TAL IRV = Eurofins Calscience Irvine, 17461 Derian Ave, Suite 100, Irvine, CA 92614-5817, TEL (949)261-1022



# Lab Chronicle

Client: FPL Energy Solar Partners III-VII, LLC  
 Project/Site: Nextera-Kramer Junction

Job ID: 440-283401-1

## Client Sample ID: MW-1-5-14-21

## Lab Sample ID: 440-283401-1

Date Collected: 05/14/21 18:10

Matrix: Water

Date Received: 05/17/21 11:00

Prep Type	Batch Type	Batch Method	Run	Dil Factor	Initial Amount	Final Amount	Batch Number	Prepared or Analyzed	Analyst	Lab
Total/NA	Analysis	300.0		50			646976	05/19/21 02:12	NIH3	TAL IRV
Total Recoverable	Prep	3005A			25 mL	25 mL	647721	05/25/21 07:36	LZY7	TAL IRV
Total Recoverable	Analysis	6010B		1			648000	05/27/21 16:42	P1R	TAL IRV
Total/NA	Analysis	SM 2540C		1	50 mL	100 mL	647265	05/20/21 09:39	VY3D	TAL IRV

## Client Sample ID: MW-4-5-14-21

## Lab Sample ID: 440-283401-2

Date Collected: 05/14/21 19:05

Matrix: Water

Date Received: 05/17/21 11:00

Prep Type	Batch Type	Batch Method	Run	Dil Factor	Initial Amount	Final Amount	Batch Number	Prepared or Analyzed	Analyst	Lab
Total/NA	Analysis	300.0		50			646976	05/19/21 02:30	NIH3	TAL IRV
Total Recoverable	Prep	3005A			25 mL	25 mL	647721	05/26/21 07:36	LZY7	TAL IRV
Total Recoverable	Analysis	6010B		1			648000	05/27/21 16:44	P1R	TAL IRV
Total/NA	Analysis	SM 2540C		1	100 mL	100 mL	647265	05/20/21 09:39	VY3D	TAL IRV

## Client Sample ID: MW-2-5-15-21

## Lab Sample ID: 440-283401-3

Date Collected: 05/15/21 16:50

Matrix: Water

Date Received: 05/17/21 11:00

Prep Type	Batch Type	Batch Method	Run	Dil Factor	Initial Amount	Final Amount	Batch Number	Prepared or Analyzed	Analyst	Lab
Total/NA	Analysis	300.0		50			646976	05/19/21 02:48	NIH3	TAL IRV
Total Recoverable	Prep	3005A			25 mL	25 mL	647721	05/26/21 07:36	LZY7	TAL IRV
Total Recoverable	Analysis	6010B		1			648000	05/27/21 17:01	P1R	TAL IRV
Total/NA	Analysis	SM 2540C		1	50 mL	100 mL	647265	05/20/21 09:39	VY3D	TAL IRV

## Client Sample ID: MW-3-5-16-21

## Lab Sample ID: 440-283401-4

Date Collected: 05/16/21 12:30

Matrix: Water

Date Received: 05/17/21 11:00

Prep Type	Batch Type	Batch Method	Run	Dil Factor	Initial Amount	Final Amount	Batch Number	Prepared or Analyzed	Analyst	Lab
Total/NA	Analysis	300.0		50			646976	05/19/21 03:06	NIH3	TAL IRV
Total Recoverable	Prep	3005A			25 mL	25 mL	647721	05/26/21 07:36	LZY7	TAL IRV
Total Recoverable	Analysis	6010B		1			648000	05/27/21 17:03	P1R	TAL IRV
Total/NA	Analysis	SM 2540C		1	100 mL	100 mL	647265	05/20/21 09:39	VY3D	TAL IRV

## Client Sample ID: DUP-5-14-21

## Lab Sample ID: 440-283401-5

Date Collected: 05/14/21 00:01

Matrix: Water

Date Received: 05/17/21 11:00

Prep Type	Batch Type	Batch Method	Run	Dil Factor	Initial Amount	Final Amount	Batch Number	Prepared or Analyzed	Analyst	Lab
Total/NA	Analysis	300.0		50			647117	05/19/21 23:53	NIH3	TAL IRV
Total Recoverable	Prep	3005A			25 mL	25 mL	647721	05/26/21 07:36	LZY7	TAL IRV
Total Recoverable	Analysis	6010B		1			648000	05/27/21 17:06	P1R	TAL IRV
Total/NA	Analysis	SM 2540C		1	50 mL	100 mL	647265	05/20/21 09:39	VY3D	TAL IRV

# Lab Chronicle

Client: FPL Energy Solar Partners III-VII, LLC  
Project/Site: Nextera-Kramer Junction

Job ID: 440-283401-1

**Laboratory References:**

TAL IRV = Eurofins Calscience Irvine, 17461 Derian Ave, Suite 100, Irvine, CA 92614-5817, TEL (949)261-1022

- 1
- 2
- 3
- 4
- 5
- 6
- 7
- 8
- 9
- 10
- 11
- 12
- 13

# QC Sample Results

Client: FPL Energy Solar Partners III-VII, LLC  
 Project/Site: Nextera-Kramer Junction

Job ID: 440-283401-1

## Method: 300.0 - Anions, Ion Chromatography

**Lab Sample ID: MB 440-646976/6**  
**Matrix: Water**  
**Analysis Batch: 646976**

**Client Sample ID: Method Blank**  
**Prep Type: Total/NA**

Analyte	MB Result	MB Qualifier	RL	Unit	D	Prepared	Analyzed	Dil Fac
Sulfate	ND		0.50	mg/L			05/18/21 11:57	1

**Lab Sample ID: LCS 440-646976/5**  
**Matrix: Water**  
**Analysis Batch: 646976**

**Client Sample ID: Lab Control Sample**  
**Prep Type: Total/NA**

Analyte	Spike Added	LCS Result	LCS Qualifier	Unit	D	%Rec	%Rec. Limits
Sulfate	5.00	5.02		mg/L		100	90 - 110

**Lab Sample ID: 440-283494-A-6 MS**  
**Matrix: Water**  
**Analysis Batch: 646976**

**Client Sample ID: Matrix Spike**  
**Prep Type: Total/NA**

Analyte	Sample Result	Sample Qualifier	Spike Added	MS Result	MS Qualifier	Unit	D	%Rec	%Rec. Limits
Sulfate	5.9		5.00	11.1		mg/L		104	80 - 120

**Lab Sample ID: 440-283494-A-6 MSD**  
**Matrix: Water**  
**Analysis Batch: 646976**

**Client Sample ID: Matrix Spike Duplicate**  
**Prep Type: Total/NA**

Analyte	Sample Result	Sample Qualifier	Spike Added	MSD Result	MSD Qualifier	Unit	D	%Rec	%Rec. Limits	RPD	Limit
Sulfate	5.9		5.00	11.1		mg/L		105	80 - 120	1	20

**Lab Sample ID: MB 440-647117/6**  
**Matrix: Water**  
**Analysis Batch: 647117**

**Client Sample ID: Method Blank**  
**Prep Type: Total/NA**

Analyte	MB Result	MB Qualifier	RL	Unit	D	Prepared	Analyzed	Dil Fac
Sulfate	ND		0.50	mg/L			05/19/21 11:50	1

**Lab Sample ID: LCS 440-647117/5**  
**Matrix: Water**  
**Analysis Batch: 647117**

**Client Sample ID: Lab Control Sample**  
**Prep Type: Total/NA**

Analyte	Spike Added	LCS Result	LCS Qualifier	Unit	D	%Rec	%Rec. Limits
Sulfate	5.00	4.91		mg/L		98	90 - 110

**Lab Sample ID: 440-283501-D-20 MS**  
**Matrix: Water**  
**Analysis Batch: 647117**

**Client Sample ID: Matrix Spike**  
**Prep Type: Total/NA**

Analyte	Sample Result	Sample Qualifier	Spike Added	MS Result	MS Qualifier	Unit	D	%Rec	%Rec. Limits
Sulfate	1400		500	1940		mg/L		113	80 - 120

**Lab Sample ID: 440-283501-D-20 MSD**  
**Matrix: Water**  
**Analysis Batch: 647117**

**Client Sample ID: Matrix Spike Duplicate**  
**Prep Type: Total/NA**

Analyte	Sample Result	Sample Qualifier	Spike Added	MSD Result	MSD Qualifier	Unit	D	%Rec	%Rec. Limits	RPD	Limit
Sulfate	1400		500	1960		mg/L		119	80 - 120	1	20

Eurofins Calscience Irvine

# QC Sample Results

Client: FPL Energy Solar Partners III-VII, LLC  
 Project/Site: Nextera-Kramer Junction

Job ID: 440-283401-1

## Method: 6010B - Metals (ICP)

**Lab Sample ID: MB 440-647721/1-A**  
**Matrix: Water**  
**Analysis Batch: 648000**

**Client Sample ID: Method Blank**  
**Prep Type: Total Recoverable**  
**Prep Batch: 647721**

Analyte	MB Result	MB Qualifier	RL	Unit	D	Prepared	Analyzed	Dil Fac
Sodium	ND		0.50	mg/L		05/25/21 16:27	05/27/21 16:23	1

**Lab Sample ID: LCS 440-647721/2-A**  
**Matrix: Water**  
**Analysis Batch: 648000**

**Client Sample ID: Lab Control Sample**  
**Prep Type: Total Recoverable**  
**Prep Batch: 647721**

Analyte	Spike Added	LCS Result	LCS Qualifier	Unit	D	%Rec	%Rec. Limits
Sodium	10.0	10.2		mg/L		102	80 - 120

**Lab Sample ID: 440-283481-M-2-B MS**  
**Matrix: Water**  
**Analysis Batch: 648000**

**Client Sample ID: Matrix Spike**  
**Prep Type: Total Recoverable**  
**Prep Batch: 647721**

Analyte	Sample Result	Sample Qualifier	Spike Added	MS Result	MS Qualifier	Unit	D	%Rec	%Rec. Limits
Sodium	99		10.0	108	4	mg/L		98	75 - 125

**Lab Sample ID: 440-283481-M-2-C MSD**  
**Matrix: Water**  
**Analysis Batch: 648000**

**Client Sample ID: Matrix Spike Duplicate**  
**Prep Type: Total Recoverable**  
**Prep Batch: 647721**

Analyte	Sample Result	Sample Qualifier	Spike Added	MSD Result	MSD Qualifier	Unit	D	%Rec	%Rec. Limits	RPD	RPD Limit
Sodium	99		10.0	110	4	mg/L		110	75 - 125	1	20

## Method: SM 2540C - Solids, Total Dissolved (TDS)

**Lab Sample ID: MB 440-647265/1**  
**Matrix: Water**  
**Analysis Batch: 647265**

**Client Sample ID: Method Blank**  
**Prep Type: Total/NA**

Analyte	MB Result	MB Qualifier	RL	Unit	D	Prepared	Analyzed	Dil Fac
Total Dissolved Solids	ND		10	mg/L			05/20/21 09:39	1

**Lab Sample ID: LCS 440-647265/2**  
**Matrix: Water**  
**Analysis Batch: 647265**

**Client Sample ID: Lab Control Sample**  
**Prep Type: Total/NA**

Analyte	Spike Added	LCS Result	LCS Qualifier	Unit	D	%Rec	%Rec. Limits
Total Dissolved Solids	1000	968		mg/L		97	90 - 110

**Lab Sample ID: 440-283312-B-11 DU**  
**Matrix: Water**  
**Analysis Batch: 647265**

**Client Sample ID: Duplicate**  
**Prep Type: Total/NA**

Analyte	Sample Result	Sample Qualifier	DU Result	DU Qualifier	Unit	D	RPD	RPD Limit
Total Dissolved Solids	730		742		mg/L		2	5

# QC Association Summary

Client: FPL Energy Solar Partners III-VII, LLC  
 Project/Site: Nextera-Kramer Junction

Job ID: 440-283401-1

## HPLC/IC

### Analysis Batch: 646976

Lab Sample ID	Client Sample ID	Prep Type	Matrix	Method	Prep Batch
440-283401-1	MW-1-5-14-21	Total/NA	Water	300.0	
440-283401-2	MW-4-5-14-21	Total/NA	Water	300.0	
440-283401-3	MW-2-5-15-21	Total/NA	Water	300.0	
440-283401-4	MW-3-5-16-21	Total/NA	Water	300.0	
MB 440-646976/6	Method Blank	Total/NA	Water	300.0	
LCS 440-646976/5	Lab Control Sample	Total/NA	Water	300.0	
440-283494-A-6 MS	Matrix Spike	Total/NA	Water	300.0	
440-283494-A-6 MSD	Matrix Spike Duplicate	Total/NA	Water	300.0	

### Analysis Batch: 647117

Lab Sample ID	Client Sample ID	Prep Type	Matrix	Method	Prep Batch
440-283401-5	DUP-5-14-21	Total/NA	Water	300.0	
MB 440-647117/6	Method Blank	Total/NA	Water	300.0	
LCS 440-647117/5	Lab Control Sample	Total/NA	Water	300.0	
440-283501-D-20 MS	Matrix Spike	Total/NA	Water	300.0	
440-283501-D-20 MSD	Matrix Spike Duplicate	Total/NA	Water	300.0	

## Metals

### Prep Batch: 647721

Lab Sample ID	Client Sample ID	Prep Type	Matrix	Method	Prep Batch
440-283401-1	MW-1-5-14-21	Total Recoverable	Water	3005A	
440-283401-2	MW-4-5-14-21	Total Recoverable	Water	3005A	
440-283401-3	MW-2-5-15-21	Total Recoverable	Water	3005A	
440-283401-4	MW-3-5-16-21	Total Recoverable	Water	3005A	
440-283401-5	DUP-5-14-21	Total Recoverable	Water	3005A	
MB 440-647721/1-A	Method Blank	Total Recoverable	Water	3005A	
LCS 440-647721/2-A	Lab Control Sample	Total Recoverable	Water	3005A	
440-283481-M-2-B MS	Matrix Spike	Total Recoverable	Water	3005A	
440-283481-M-2-C MSD	Matrix Spike Duplicate	Total Recoverable	Water	3005A	

### Analysis Batch: 648000

Lab Sample ID	Client Sample ID	Prep Type	Matrix	Method	Prep Batch
440-283401-1	MW-1-5-14-21	Total Recoverable	Water	6010B	647721
440-283401-2	MW-4-5-14-21	Total Recoverable	Water	6010B	647721
440-283401-3	MW-2-5-15-21	Total Recoverable	Water	6010B	647721
440-283401-4	MW-3-5-16-21	Total Recoverable	Water	6010B	647721
440-283401-5	DUP-5-14-21	Total Recoverable	Water	6010B	647721
MB 440-647721/1-A	Method Blank	Total Recoverable	Water	6010B	647721
LCS 440-647721/2-A	Lab Control Sample	Total Recoverable	Water	6010B	647721
440-283481-M-2-B MS	Matrix Spike	Total Recoverable	Water	6010B	647721
440-283481-M-2-C MSD	Matrix Spike Duplicate	Total Recoverable	Water	6010B	647721

## General Chemistry

### Analysis Batch: 647265

Lab Sample ID	Client Sample ID	Prep Type	Matrix	Method	Prep Batch
440-283401-1	MW-1-5-14-21	Total/NA	Water	SM 2540C	
440-283401-2	MW-4-5-14-21	Total/NA	Water	SM 2540C	
440-283401-3	MW-2-5-15-21	Total/NA	Water	SM 2540C	
440-283401-4	MW-3-5-16-21	Total/NA	Water	SM 2540C	
440-283401-5	DUP-5-14-21	Total/NA	Water	SM 2540C	

Eurofins Calscience Irvine

# QC Association Summary

Client: FPL Energy Solar Partners III-VII, LLC  
Project/Site: Nextera-Kramer Junction

Job ID: 440-283401-1

## General Chemistry (Continued)

### Analysis Batch: 647265 (Continued)

Lab Sample ID	Client Sample ID	Prep Type	Matrix	Method	Prep Batch
MB 440-647265/1	Method Blank	Total/NA	Water	SM 2540C	
LCS 440-647265/2	Lab Control Sample	Total/NA	Water	SM 2540C	
440-283312-B-11 DU	Duplicate	Total/NA	Water	SM 2540C	

- 1
- 2
- 3
- 4
- 5
- 6
- 7
- 8
- 9
- 10
- 11
- 12
- 13

# Definitions/Glossary

Client: FPL Energy Solar Partners III-VII, LLC  
Project/Site: Nextera-Kramer Junction

Job ID: 440-283401-1

## Qualifiers

### Metals

Qualifier	Qualifier Description
4	MS, MSD: The analyte present in the original sample is greater than 4 times the matrix spike concentration; therefore, control limits are not applicable.

## Glossary

Abbreviation	These commonly used abbreviations may or may not be present in this report.
α	Listed under the "D" column to designate that the result is reported on a dry weight basis
%R	Percent Recovery
CFL	Contains Free Liquid
CFU	Colony Forming Unit
CNF	Contains No Free Liquid
DER	Duplicate Error Ratio (normalized absolute difference)
Dil Fac	Dilution Factor
DL	Detection Limit (DoD/DOE)
DL, RA, RE, IN	Indicates a Dilution, Re-analysis, Re-extraction, or additional Initial metals/anion analysis of the sample
DLC	Decision Level Concentration (Radiochemistry)
EDL	Estimated Detection Limit (Dioxin)
LOD	Limit of Detection (DoD/DOE)
LOQ	Limit of Quantitation (DoD/DOE)
MCL	EPA recommended "Maximum Contaminant Level"
MDA	Minimum Detectable Activity (Radiochemistry)
MDC	Minimum Detectable Concentration (Radiochemistry)
MDL	Method Detection Limit
ML	Minimum Level (Dioxin)
MPN	Most Probable Number
MQL	Method Quantitation Limit
NC	Not Calculated
ND	Not Detected at the reporting limit (or MDL or EDL if shown)
NEG	Negative / Absent
POS	Positive / Present
PQL	Practical Quantitation Limit
PRES	Presumptive
QC	Quality Control
RER	Relative Error Ratio (Radiochemistry)
RL	Reporting Limit or Requested Limit (Radiochemistry)
RPD	Relative Percent Difference, a measure of the relative difference between two points
TEF	Toxicity Equivalent Factor (Dioxin)
TEQ	Toxicity Equivalent Quotient (Dioxin)
TNTC	Too Numerous To Count

# Accreditation/Certification Summary

Client: FPL Energy Solar Partners III-VII, LLC  
Project/Site: Nextera-Kramer Junction

Job ID: 440-283401-1

## Laboratory: Eurofins Calscience Irvine

Unless otherwise noted, all analytes for this laboratory were covered under each accreditation/certification below.

Authority	Program	Identification Number	Expiration Date
California	State	2706	06-30-21

The following analytes are included in this report, but the laboratory is not certified by the governing authority. This list may include analytes for which the agency does not offer certification.

Analysis Method	Prep Method	Matrix	Analyte
6010B	3005A	Water	Sodium





# Chain of Custody Record




Environment Testing  
America

283401

TestAmerica Laboratories, Inc. d/b/a Eurofins TestAmerica

Regulatory Program:  BW  NPDES  RCRA  Other

<b>Client Contact</b> Company Name: <u>Nektars</u> Address: <u>4100 Hwy 395</u> City/State/Zip: <u>San Jose, CA 95136</u> Phone: <u>(408) 762-5562</u> FAX: Project Name: <u>Nektars - Answer Junction</u> Site: P O #		<b>Project Manager:</b> <u>Glen Labig</u> Email: Tel/Fax:		<b>Analysis Turnaround Time</b> <input type="checkbox"/> CALENDAR DAYS <input type="checkbox"/> WORKING DAYS TAT if different from Below <input checked="" type="checkbox"/> 2 weeks <input type="checkbox"/> 1 week <input type="checkbox"/> 2 days <input type="checkbox"/> 1 day		Project Manager: _____ Date: <u>5-17-21</u> Carrier: _____ COC No. _____ of _____ COCs	
<b>Site Contact:</b> Lab Contact: _____ Perform MS / MSD (Y / N) _____ Filtered Sample (Y / N) _____		TALS Project #: _____ Sampler: _____ For Lab Use Only Walk-in Client: _____ Lab Sampling _____ Job / SDG No _____		Sample Specific Notes <u>23/11/21</u> <u>80</u>		Barcode:  440-283401 Chain of Custody	
Sample Identification	Sample Date	Sample Time	Sample Type (C=Comp, G=Grab)	Matrix	# of Cont.	Filtered Sample (Y/N)	Perform MS / MSD (Y/N)
MW-1-5-14-21	5-14-21	1810	G	GW	1		XX
MW-4-5-14-21	"	1905			1		XX
MW-2-5-15-21	5-15-21	1650			1		XX
MW-3-5-16-21	5-16-21	1230			1		XX
Dup-5-14-21	5-14-21	—			1		XX
Preservation Used: 1= Ice, 2= HCl, 3= H2SO4, 4= HNO3, 5= NaOH, 6= Other Possible Hazard Identification Are any samples from a listed EPA Hazardous Waste? Please List any EPA Waste Codes for the sample in the Comments Section if the lab is to dispose of the sample. <input type="checkbox"/> Non-Hazard <input type="checkbox"/> Flammable <input type="checkbox"/> Skin Irritant <input type="checkbox"/> Unknown <input type="checkbox"/> Return to Client <input type="checkbox"/> Disposal by Lab <input type="checkbox"/> Archive for _____ Months							
Relinquished by: <u>[Signature]</u> Relinquished by: _____ Relinquished by: _____		Custody Seal No. _____ Company: <u>Northstar</u> Company: _____ Company: _____		Cooler Temp. (°C): Obs'd _____ Corrd' _____ Received by: _____ Received by: _____ Received in Laboratory by: <u>[Signature]</u>		Therm ID No. _____ Date/Time: _____ Date/Time: _____ Date/Time: <u>5/17/21 1100</u>	

IR-89 23/20



# Login Sample Receipt Checklist

Client: FPL Energy Solar Partners III-VII, LLC

Job Number: 440-283401-1

**Login Number: 283401**

**List Source: Eurofins Calscience Irvine**

**List Number: 1**

**Creator: Escalante, Maria I**

Question	Answer	Comment
Radioactivity wasn't checked or is <math>\leq</math> background as measured by a survey meter.	True	
The cooler's custody seal, if present, is intact.	N/A	Not present
Sample custody seals, if present, are intact.	N/A	Not Present
The cooler or samples do not appear to have been compromised or tampered with.	True	
Samples were received on ice.	True	
Cooler Temperature is acceptable.	True	
Cooler Temperature is recorded.	True	
COC is present.	True	
COC is filled out in ink and legible.	True	
COC is filled out with all pertinent information.	True	
Is the Field Sampler's name present on COC?	False	Refer to Job Narrative for details.
There are no discrepancies between the containers received and the COC.	True	
Samples are received within Holding Time (excluding tests with immediate HTs)	True	
Sample containers have legible labels.	True	
Containers are not broken or leaking.	True	
Sample collection date/times are provided.	True	
Appropriate sample containers are used.	True	
Sample bottles are completely filled.	True	
Sample Preservation Verified.	N/A	
There is sufficient vol. for all requested analyses, incl. any requested MS/MSDs	True	
Containers requiring zero headspace have no headspace or bubble is <math><6\text{mm}</math> (1/4").	True	
Multiphasic samples are not present.	True	
Samples do not require splitting or compositing.	True	
Residual Chlorine Checked.	N/A	



## ANALYTICAL REPORT

Eurofins Calscience Irvine  
17461 Derian Ave  
Suite 100  
Irvine, CA 92614-5817  
Tel: (949)261-1022

Laboratory Job ID: 440-289059-1  
Client Project/Site: Nextera-Kramer Junction

For:  
FPL Energy Solar Partners III-VII, LLC  
41100 Highway 395  
Boron, California 93516

Attn: Maria Lopez



Authorized for release by:  
9/30/2021 7:17:03 PM

Sheri Fama, Project Manager I  
(949)260-3274  
[Sheri.Fama@Eurofinset.com](mailto:Sheri.Fama@Eurofinset.com)

### LINKS

Review your project  
results through  
**TotalAccess**

Have a Question?



Visit us at:

[www.eurofinsus.com/Env](http://www.eurofinsus.com/Env)

*The test results in this report meet all 2003 NELAC, 2009 TNI, and 2016 TNI requirements for accredited parameters, exceptions are noted in this report. This report may not be reproduced except in full, and with written approval from the laboratory. For questions please contact the Project Manager at the e-mail address or telephone number listed on this page.*

*This report has been electronically signed and authorized by the signatory. Electronic signature is intended to be the legally binding equivalent of a traditionally handwritten signature.*

*Results relate only to the items tested and the sample(s) as received by the laboratory.*



# Table of Contents

Cover Page . . . . .	1
Table of Contents . . . . .	2
Sample Summary . . . . .	3
Case Narrative . . . . .	4
Client Sample Results . . . . .	5
Method Summary . . . . .	7
Lab Chronicle . . . . .	8
QC Sample Results . . . . .	10
QC Association Summary . . . . .	12
Definitions/Glossary . . . . .	13
Certification Summary . . . . .	14
Chain of Custody . . . . .	15
Receipt Checklists . . . . .	16

# Sample Summary

Client: FPL Energy Solar Partners III-VII, LLC  
Project/Site: Nextera-Kramer Junction

Job ID: 440-289059-1

Lab Sample ID	Client Sample ID	Matrix	Collected	Received
440-289059-1	MW-1-9-16-21	Water	09/16/21 18:55	09/20/21 10:25
440-289059-2	MW-2-9-18-21	Water	09/18/21 13:20	09/20/21 10:25
440-289059-3	MW-3-9-18-21	Water	09/18/21 15:40	09/20/21 10:25
440-289059-4	MW-4-9-18-21	Water	09/18/21 16:35	09/20/21 10:25
440-289059-5	Dup-9-16-21	Water	09/16/21 00:01	09/20/21 10:25

1

2

3

4

5

6

7

8

9

10

11

12

13

# Case Narrative

Client: FPL Energy Solar Partners III-VII, LLC  
Project/Site: Nextera-Kramer Junction

Job ID: 440-289059-1

---

## Job ID: 440-289059-1

---

### Laboratory: Eurofins Calscience Irvine

#### Narrative

---

#### Job Narrative 440-289059-1

#### Comments

No additional comments.

#### Receipt

The samples were received on 9/20/2021 10:25 AM. Unless otherwise noted below, the samples arrived in good condition, and on ice. The temperature of the cooler at receipt was 0.5° C.

#### Receipt Exceptions

Received unpreserved container for metals test code: MW-1-9-16-21 (440-289059-1), MW-2-9-18-21 (440-289059-2), MW-3-9-18-21 (440-289059-3), MW-4-9-18-21 (440-289059-4) and Dup-9-16-21 (440-289059-5).

The Field Sampler was not listed on the Chain of Custody.

#### HPLC/IC

No analytical or quality issues were noted, other than those described in the Definitions/Glossary page.

#### Metals

Method 3005A: The following samples for metals were received unpreserved and were preserved upon receipt to the laboratory: MW-1-9-16-21 (440-289059-1), MW-2-9-18-21 (440-289059-2), MW-3-9-18-21 (440-289059-3), MW-4-9-18-21 (440-289059-4) and Dup-9-16-21 (440-289059-5). Regulatory documents require a 24-hour waiting period from the time of the addition of the acid preservative to the time of digestion.

2.0 mL of 1:1 HNO<sub>3</sub> was added to each container 440-289059-B-1 through B-5 on 09/23/21 @ 10:30 hours  
1:1 HNO<sub>3</sub> Reagent # 6709466

No additional analytical or quality issues were noted, other than those described above or in the Definitions/Glossary page.

#### General Chemistry

No analytical or quality issues were noted, other than those described in the Definitions/Glossary page.

# Client Sample Results

Client: FPL Energy Solar Partners III-VII, LLC  
Project/Site: Nextera-Kramer Junction

Job ID: 440-289059-1

## Client Sample ID: MW-1-9-16-21

## Lab Sample ID: 440-289059-1

Date Collected: 09/16/21 18:55

Matrix: Water

Date Received: 09/20/21 10:25

### Method: 300.0 - Anions, Ion Chromatography

Analyte	Result	Qualifier	RL	Unit	D	Prepared	Analyzed	Dil Fac
Sulfate	340		25	mg/L			09/22/21 00:05	50

### Method: 6010B - Metals (ICP) - Total Recoverable

Analyte	Result	Qualifier	RL	Unit	D	Prepared	Analyzed	Dil Fac
Sodium	330		1.0	mg/L		09/24/21 10:56	09/30/21 14:57	1

### General Chemistry

Analyte	Result	Qualifier	RL	Unit	D	Prepared	Analyzed	Dil Fac
Total Dissolved Solids	1200		20	mg/L			09/23/21 10:14	1

## Client Sample ID: MW-2-9-18-21

## Lab Sample ID: 440-289059-2

Date Collected: 09/18/21 13:20

Matrix: Water

Date Received: 09/20/21 10:25

### Method: 300.0 - Anions, Ion Chromatography

Analyte	Result	Qualifier	RL	Unit	D	Prepared	Analyzed	Dil Fac
Sulfate	240		25	mg/L			09/22/21 00:22	50

### Method: 6010B - Metals (ICP) - Total Recoverable

Analyte	Result	Qualifier	RL	Unit	D	Prepared	Analyzed	Dil Fac
Sodium	300		1.0	mg/L		09/24/21 10:56	09/30/21 15:26	1

### General Chemistry

Analyte	Result	Qualifier	RL	Unit	D	Prepared	Analyzed	Dil Fac
Total Dissolved Solids	1200		20	mg/L			09/23/21 10:14	1

## Client Sample ID: MW-3-9-18-21

## Lab Sample ID: 440-289059-3

Date Collected: 09/18/21 15:40

Matrix: Water

Date Received: 09/20/21 10:25

### Method: 300.0 - Anions, Ion Chromatography

Analyte	Result	Qualifier	RL	Unit	D	Prepared	Analyzed	Dil Fac
Sulfate	220		25	mg/L			09/22/21 00:39	50

### Method: 6010B - Metals (ICP) - Total Recoverable

Analyte	Result	Qualifier	RL	Unit	D	Prepared	Analyzed	Dil Fac
Sodium	260		1.0	mg/L		09/24/21 10:56	09/30/21 15:28	1

### General Chemistry

Analyte	Result	Qualifier	RL	Unit	D	Prepared	Analyzed	Dil Fac
Total Dissolved Solids	1000		10	mg/L			09/23/21 10:14	1

## Client Sample ID: MW-4-9-18-21

## Lab Sample ID: 440-289059-4

Date Collected: 09/18/21 16:35

Matrix: Water

Date Received: 09/20/21 10:25

### Method: 300.0 - Anions, Ion Chromatography

Analyte	Result	Qualifier	RL	Unit	D	Prepared	Analyzed	Dil Fac
Sulfate	200		10	mg/L			09/22/21 00:56	20

### Method: 6010B - Metals (ICP) - Total Recoverable

Analyte	Result	Qualifier	RL	Unit	D	Prepared	Analyzed	Dil Fac
Sodium	220		1.0	mg/L		09/24/21 10:56	09/30/21 15:31	1

Eurofins Calscience Irvine

# Client Sample Results

Client: FPL Energy Solar Partners III-VII, LLC  
 Project/Site: Nextera-Kramer Junction

Job ID: 440-289059-1

**Client Sample ID: MW-4-9-18-21**

**Lab Sample ID: 440-289059-4**

Date Collected: 09/18/21 16:35

Matrix: Water

Date Received: 09/20/21 10:25

**General Chemistry**

Analyte	Result	Qualifier	RL	Unit	D	Prepared	Analyzed	Dil Fac
Total Dissolved Solids	860		10	mg/L			09/23/21 10:14	1

**Client Sample ID: Dup-9-16-21**

**Lab Sample ID: 440-289059-5**

Date Collected: 09/16/21 00:01

Matrix: Water

Date Received: 09/20/21 10:25

**Method: 300.0 - Anions, Ion Chromatography**

Analyte	Result	Qualifier	RL	Unit	D	Prepared	Analyzed	Dil Fac
Sulfate	340		25	mg/L			09/22/21 01:13	50

**Method: 6010B - Metals (ICP) - Total Recoverable**

Analyte	Result	Qualifier	RL	Unit	D	Prepared	Analyzed	Dil Fac
Sodium	330		1.0	mg/L		09/24/21 10:56	09/30/21 15:33	1

**General Chemistry**

Analyte	Result	Qualifier	RL	Unit	D	Prepared	Analyzed	Dil Fac
Total Dissolved Solids	1300		20	mg/L			09/23/21 10:14	1



# Method Summary

Client: FPL Energy Solar Partners III-VII, LLC  
Project/Site: Nextera-Kramer Junction

Job ID: 440-289059-1

Method	Method Description	Protocol	Laboratory
300.0	Anions, Ion Chromatography	MCAWW	TAL IRV
6010B	Metals (ICP)	SW846	TAL IRV
SM 2540C	Solids, Total Dissolved (TDS)	SM	TAL IRV
3005A	Preparation, Total Recoverable or Dissolved Metals	SW846	TAL IRV

#### Protocol References:

MCAWW = "Methods For Chemical Analysis Of Water And Wastes", EPA-600/4-79-020, March 1983 And Subsequent Revisions.

SM = "Standard Methods For The Examination Of Water And Wastewater"

SW846 = "Test Methods For Evaluating Solid Waste, Physical/Chemical Methods", Third Edition, November 1986 And Its Updates.

#### Laboratory References:

TAL IRV = Eurofins Calscience Irvine, 17461 Derian Ave, Suite 100, Irvine, CA 92614-5817, TEL (949)261-1022

# Lab Chronicle

Client: FPL Energy Solar Partners III-VII, LLC  
 Project/Site: Nextera-Kramer Junction

Job ID: 440-289059-1

## Client Sample ID: MW-1-9-16-21

## Lab Sample ID: 440-289059-1

Date Collected: 09/16/21 18:55

Matrix: Water

Date Received: 09/20/21 10:25

Prep Type	Batch Type	Batch Method	Run	Dil Factor	Initial Amount	Final Amount	Batch Number	Prepared or Analyzed	Analyst	Lab
Total/NA	Analysis	300.0		50			657149	09/22/21 00:05	NIH3	TAL IRV
Total Recoverable	Prep	3005A			25 mL	25 mL	657459	09/24/21 10:56	LZY7	TAL IRV
Total Recoverable	Analysis	6010B		1			657886	09/30/21 14:57	VZ0K	TAL IRV
Total/NA	Analysis	SM 2540C		1	50 mL	100 mL	657338	09/23/21 10:14	VY3D	TAL IRV

## Client Sample ID: MW-2-9-18-21

## Lab Sample ID: 440-289059-2

Date Collected: 09/18/21 13:20

Matrix: Water

Date Received: 09/20/21 10:25

Prep Type	Batch Type	Batch Method	Run	Dil Factor	Initial Amount	Final Amount	Batch Number	Prepared or Analyzed	Analyst	Lab
Total/NA	Analysis	300.0		50			657149	09/22/21 00:22	NIH3	TAL IRV
Total Recoverable	Prep	3005A			25 mL	25 mL	657459	09/24/21 10:56	LZY7	TAL IRV
Total Recoverable	Analysis	6010B		1			657886	09/30/21 15:26	VZ0K	TAL IRV
Total/NA	Analysis	SM 2540C		1	50 mL	100 mL	657338	09/23/21 10:14	VY3D	TAL IRV

## Client Sample ID: MW-3-9-18-21

## Lab Sample ID: 440-289059-3

Date Collected: 09/18/21 15:40

Matrix: Water

Date Received: 09/20/21 10:25

Prep Type	Batch Type	Batch Method	Run	Dil Factor	Initial Amount	Final Amount	Batch Number	Prepared or Analyzed	Analyst	Lab
Total/NA	Analysis	300.0		50			657149	09/22/21 00:39	NIH3	TAL IRV
Total Recoverable	Prep	3005A			25 mL	25 mL	657459	09/24/21 10:56	LZY7	TAL IRV
Total Recoverable	Analysis	6010B		1			657886	09/30/21 15:28	VZ0K	TAL IRV
Total/NA	Analysis	SM 2540C		1	100 mL	100 mL	657338	09/23/21 10:14	VY3D	TAL IRV

## Client Sample ID: MW-4-9-18-21

## Lab Sample ID: 440-289059-4

Date Collected: 09/18/21 16:35

Matrix: Water

Date Received: 09/20/21 10:25

Prep Type	Batch Type	Batch Method	Run	Dil Factor	Initial Amount	Final Amount	Batch Number	Prepared or Analyzed	Analyst	Lab
Total/NA	Analysis	300.0		20			657149	09/22/21 00:56	NIH3	TAL IRV
Total Recoverable	Prep	3005A			25 mL	25 mL	657459	09/24/21 10:56	LZY7	TAL IRV
Total Recoverable	Analysis	6010B		1			657886	09/30/21 15:31	VZ0K	TAL IRV
Total/NA	Analysis	SM 2540C		1	100 mL	100 mL	657338	09/23/21 10:14	VY3D	TAL IRV

## Client Sample ID: Dup-9-16-21

## Lab Sample ID: 440-289059-5

Date Collected: 09/16/21 00:01

Matrix: Water

Date Received: 09/20/21 10:25

Prep Type	Batch Type	Batch Method	Run	Dil Factor	Initial Amount	Final Amount	Batch Number	Prepared or Analyzed	Analyst	Lab
Total/NA	Analysis	300.0		50			657149	09/22/21 01:13	NIH3	TAL IRV
Total Recoverable	Prep	3005A			25 mL	25 mL	657459	09/24/21 10:56	LZY7	TAL IRV
Total Recoverable	Analysis	6010B		1			657886	09/30/21 15:33	VZ0K	TAL IRV
Total/NA	Analysis	SM 2540C		1	50 mL	100 mL	657338	09/23/21 10:14	VY3D	TAL IRV

# Lab Chronicle

Client: FPL Energy Solar Partners III-VII, LLC  
Project/Site: Nextera-Kramer Junction

Job ID: 440-289059-1

**Laboratory References:**

TAL IRV = Eurofins Calscience Irvine, 17461 Derian Ave, Suite 100, Irvine, CA 92614-5817, TEL (949)261-1022

- 1
- 2
- 3
- 4
- 5
- 6
- 7
- 8
- 9
- 10
- 11
- 12
- 13

# QC Sample Results

Client: FPL Energy Solar Partners III-VII, LLC  
 Project/Site: Nextera-Kramer Junction

Job ID: 440-289059-1

## Method: 300.0 - Anions, Ion Chromatography

Lab Sample ID: MB 440-657149/6  
 Matrix: Water  
 Analysis Batch: 657149

Client Sample ID: Method Blank  
 Prep Type: Total/NA

Analyte	MB Result	MB Qualifier	RL	Unit	D	Prepared	Analyzed	Dil Fac
Sulfate	ND		0.50	mg/L			09/21/21 12:23	1

Lab Sample ID: LCS 440-657149/7  
 Matrix: Water  
 Analysis Batch: 657149

Client Sample ID: Lab Control Sample  
 Prep Type: Total/NA

Analyte	Spike Added	LCS Result	LCS Qualifier	Unit	D	%Rec	%Rec. Limits
Sulfate	5.00	4.89		mg/L		98	90 - 110

Lab Sample ID: 440-289059-5 MS  
 Matrix: Water  
 Analysis Batch: 657149

Client Sample ID: Dup-9-16-21  
 Prep Type: Total/NA

Analyte	Sample Result	Sample Qualifier	Spike Added	MS Result	MS Qualifier	Unit	D	%Rec	%Rec. Limits
Sulfate	340		250	587		mg/L		98	80 - 120

Lab Sample ID: 440-289059-5 MSD  
 Matrix: Water  
 Analysis Batch: 657149

Client Sample ID: Dup-9-16-21  
 Prep Type: Total/NA

Analyte	Sample Result	Sample Qualifier	Spike Added	MSD Result	MSD Qualifier	Unit	D	%Rec	%Rec. Limits	RPD	Limit
Sulfate	340		250	588		mg/L		98	80 - 120	0	20

## Method: 6010B - Metals (ICP)

Lab Sample ID: MB 440-657459/1-A  
 Matrix: Water  
 Analysis Batch: 657886

Client Sample ID: Method Blank  
 Prep Type: Total Recoverable  
 Prep Batch: 657459

Analyte	MB Result	MB Qualifier	RL	Unit	D	Prepared	Analyzed	Dil Fac
Sodium	ND		1.0	mg/L		09/24/21 10:56	09/30/21 14:50	1

Lab Sample ID: LCS 440-657459/2-A  
 Matrix: Water  
 Analysis Batch: 657886

Client Sample ID: Lab Control Sample  
 Prep Type: Total Recoverable  
 Prep Batch: 657459

Analyte	Spike Added	LCS Result	LCS Qualifier	Unit	D	%Rec	%Rec. Limits
Sodium	10.0	9.86		mg/L		99	80 - 120

Lab Sample ID: 440-289059-1 MS  
 Matrix: Water  
 Analysis Batch: 657886

Client Sample ID: MW-1-9-16-21  
 Prep Type: Total Recoverable  
 Prep Batch: 657459

Analyte	Sample Result	Sample Qualifier	Spike Added	MS Result	MS Qualifier	Unit	D	%Rec	%Rec. Limits
Sodium	330		10.0	341	4	mg/L		134	75 - 125

# QC Sample Results

Client: FPL Energy Solar Partners III-VII, LLC  
 Project/Site: Nextera-Kramer Junction

Job ID: 440-289059-1

## Method: 6010B - Metals (ICP) (Continued)

Lab Sample ID: 440-289059-1 MSD  
 Matrix: Water  
 Analysis Batch: 657886

Client Sample ID: MW-1-9-16-21  
 Prep Type: Total Recoverable  
 Prep Batch: 657459

Analyte	Sample Result	Sample Qualifier	Spike Added	MSD Result	MSD Qualifier	Unit	D	%Rec	%Rec. Limits	RPD	RPD Limit
Sodium	330		10.0	347	4	mg/L		201	75 - 125	2	20

## Method: SM 2540C - Solids, Total Dissolved (TDS)

Lab Sample ID: MB 440-657338/1  
 Matrix: Water  
 Analysis Batch: 657338

Client Sample ID: Method Blank  
 Prep Type: Total/NA

Analyte	MB Result	MB Qualifier	RL	Unit	D	Prepared	Analyzed	Dil Fac
Total Dissolved Solids	ND		10	mg/L			09/23/21 09:38	1

Lab Sample ID: LCS 440-657338/2  
 Matrix: Water  
 Analysis Batch: 657338

Client Sample ID: Lab Control Sample  
 Prep Type: Total/NA

Analyte	Spike Added	LCS Result	LCS Qualifier	Unit	D	%Rec	%Rec. Limits
Total Dissolved Solids	1000	948		mg/L		95	90 - 110

Lab Sample ID: 440-288983-B-11 DU  
 Matrix: Water  
 Analysis Batch: 657338

Client Sample ID: Duplicate  
 Prep Type: Total/NA

Analyte	Sample Result	Sample Qualifier	DU Result	DU Qualifier	Unit	D	RPD	RPD Limit
Total Dissolved Solids	870		860		mg/L		1	5

# QC Association Summary

Client: FPL Energy Solar Partners III-VII, LLC  
 Project/Site: Nextera-Kramer Junction

Job ID: 440-289059-1

## HPLC/IC

### Analysis Batch: 657149

Lab Sample ID	Client Sample ID	Prep Type	Matrix	Method	Prep Batch
440-289059-1	MW-1-9-16-21	Total/NA	Water	300.0	
440-289059-2	MW-2-9-18-21	Total/NA	Water	300.0	
440-289059-3	MW-3-9-18-21	Total/NA	Water	300.0	
440-289059-4	MW-4-9-18-21	Total/NA	Water	300.0	
440-289059-5	Dup-9-16-21	Total/NA	Water	300.0	
MB 440-657149/6	Method Blank	Total/NA	Water	300.0	
LCS 440-657149/7	Lab Control Sample	Total/NA	Water	300.0	
440-289059-5 MS	Dup-9-16-21	Total/NA	Water	300.0	
440-289059-5 MSD	Dup-9-16-21	Total/NA	Water	300.0	

## Metals

### Prep Batch: 657459

Lab Sample ID	Client Sample ID	Prep Type	Matrix	Method	Prep Batch
440-289059-1	MW-1-9-16-21	Total Recoverable	Water	3005A	
440-289059-2	MW-2-9-18-21	Total Recoverable	Water	3005A	
440-289059-3	MW-3-9-18-21	Total Recoverable	Water	3005A	
440-289059-4	MW-4-9-18-21	Total Recoverable	Water	3005A	
440-289059-5	Dup-9-16-21	Total Recoverable	Water	3005A	
MB 440-657459/1-A	Method Blank	Total Recoverable	Water	3005A	
LCS 440-657459/2-A	Lab Control Sample	Total Recoverable	Water	3005A	
440-289059-1 MS	MW-1-9-16-21	Total Recoverable	Water	3005A	
440-289059-1 MSD	MW-1-9-16-21	Total Recoverable	Water	3005A	

### Analysis Batch: 657886

Lab Sample ID	Client Sample ID	Prep Type	Matrix	Method	Prep Batch
440-289059-1	MW-1-9-16-21	Total Recoverable	Water	6010B	657459
440-289059-2	MW-2-9-18-21	Total Recoverable	Water	6010B	657459
440-289059-3	MW-3-9-18-21	Total Recoverable	Water	6010B	657459
440-289059-4	MW-4-9-18-21	Total Recoverable	Water	6010B	657459
440-289059-5	Dup-9-16-21	Total Recoverable	Water	6010B	657459
MB 440-657459/1-A	Method Blank	Total Recoverable	Water	6010B	657459
LCS 440-657459/2-A	Lab Control Sample	Total Recoverable	Water	6010B	657459
440-289059-1 MS	MW-1-9-16-21	Total Recoverable	Water	6010B	657459
440-289059-1 MSD	MW-1-9-16-21	Total Recoverable	Water	6010B	657459

## General Chemistry

### Analysis Batch: 657338

Lab Sample ID	Client Sample ID	Prep Type	Matrix	Method	Prep Batch
440-289059-1	MW-1-9-16-21	Total/NA	Water	SM 2540C	
440-289059-2	MW-2-9-18-21	Total/NA	Water	SM 2540C	
440-289059-3	MW-3-9-18-21	Total/NA	Water	SM 2540C	
440-289059-4	MW-4-9-18-21	Total/NA	Water	SM 2540C	
440-289059-5	Dup-9-16-21	Total/NA	Water	SM 2540C	
MB 440-657338/1	Method Blank	Total/NA	Water	SM 2540C	
LCS 440-657338/2	Lab Control Sample	Total/NA	Water	SM 2540C	
440-288983-B-11 DU	Duplicate	Total/NA	Water	SM 2540C	

# Definitions/Glossary

Client: FPL Energy Solar Partners III-VII, LLC  
Project/Site: Nextera-Kramer Junction

Job ID: 440-289059-1

## Qualifiers

### Metals

Qualifier	Qualifier Description
4	MS, MSD: The analyte present in the original sample is greater than 4 times the matrix spike concentration; therefore, control limits are not applicable.

## Glossary

Abbreviation	These commonly used abbreviations may or may not be present in this report.
α	Listed under the "D" column to designate that the result is reported on a dry weight basis
%R	Percent Recovery
CFL	Contains Free Liquid
CFU	Colony Forming Unit
CNF	Contains No Free Liquid
DER	Duplicate Error Ratio (normalized absolute difference)
Dil Fac	Dilution Factor
DL	Detection Limit (DoD/DOE)
DL, RA, RE, IN	Indicates a Dilution, Re-analysis, Re-extraction, or additional Initial metals/anion analysis of the sample
DLC	Decision Level Concentration (Radiochemistry)
EDL	Estimated Detection Limit (Dioxin)
LOD	Limit of Detection (DoD/DOE)
LOQ	Limit of Quantitation (DoD/DOE)
MCL	EPA recommended "Maximum Contaminant Level"
MDA	Minimum Detectable Activity (Radiochemistry)
MDC	Minimum Detectable Concentration (Radiochemistry)
MDL	Method Detection Limit
ML	Minimum Level (Dioxin)
MPN	Most Probable Number
MQL	Method Quantitation Limit
NC	Not Calculated
ND	Not Detected at the reporting limit (or MDL or EDL if shown)
NEG	Negative / Absent
POS	Positive / Present
PQL	Practical Quantitation Limit
PRES	Presumptive
QC	Quality Control
RER	Relative Error Ratio (Radiochemistry)
RL	Reporting Limit or Requested Limit (Radiochemistry)
RPD	Relative Percent Difference, a measure of the relative difference between two points
TEF	Toxicity Equivalent Factor (Dioxin)
TEQ	Toxicity Equivalent Quotient (Dioxin)
TNTC	Too Numerous To Count

# Accreditation/Certification Summary

Client: FPL Energy Solar Partners III-VII, LLC  
Project/Site: Nextera-Kramer Junction

Job ID: 440-289059-1

## Laboratory: Eurofins Calscience Irvine

Unless otherwise noted, all analytes for this laboratory were covered under each accreditation/certification below.

Authority	Program	Identification Number	Expiration Date
California	State	2706	06-30-22

The following analytes are included in this report, but the laboratory is not certified by the governing authority. This list may include analytes for which the agency does not offer certification.

Analysis Method	Prep Method	Matrix	Analyte
6010B	3005A	Water	Sodium





**TestAmerica Irvine**  
 17461 Berian Ave  
 Suite 100  
 Irvine, CA 92614  
 Phone 949 251 1822 Fax

**Chain of Custody Record** 206325

**TestAmerica**  
 THE LEADER IN ENVIRONMENTAL TESTING  
 TestAmerica Laboratories, Inc.  
 TAL-8210 (0719)

Regulatory Program  JW  NPDES  RCRA  Other: \_\_\_\_\_

Project Manager: Glenn/matt Site Contact: \_\_\_\_\_

Company Name: Nether Date: 9-20-21 of \_\_\_\_\_ COCs  
 Address: 4100 Hwy 95 Carrier: \_\_\_\_\_  
 City/State/Zip: Burney, CA 93516  
 Phone: \_\_\_\_\_  
 Fax: \_\_\_\_\_  
 Project Name: Nether-Kramer Junction  
 Site: \_\_\_\_\_  
 P.O.#: \_\_\_\_\_

Analysis Turnaround Time  
 CALENDAR DAYS  WORKING DAYS  
 TAT if different from Below \_\_\_\_\_  
 2 weeks  
 1 week  
 2 days  
 1 day

Sample Date	Sample Time	Sample Type (C=Comp, G=Grab)	Matrix	# of Cont.	Filtered Sample (Y/N)	Perform MS/MSD (Y/N)	Sample Specific Notes
9-16-21	1855	G	GW	1	M	X	XXX
9-18-21	1320	G		1	M	X	XXX
"	1590	G		1	M	X	XXX
"	1635	G		1	M	X	XXX
9-16-21		G		1	M	X	XXX

Preservation Used: 1= Ice, 2= HCl; 3= H2SO4; 4= HNO3; 5= NaOH; 6= Other \_\_\_\_\_

Possible Hazard Identification  
 Are any samples from a listed EPA Hazardous Waste? Please List any EPA Waste Codes for the sample in the Comments Section if the lab is to dispose of the sample  
 Non-Hazard  Flammable  Skin Irritant  Poison B  Unknown

Special Instructions/QC Requirements & Comments

Cooler Temp (°C) Obs'd: 0.6 Cor'd 0.5 Therm ID No. 90

Received by: AM B Date/Time: 9/20/21 10:05 AM Company: Nether  
 Received by: AM B Date/Time: 9/20/21 10:05 AM Company: Nether  
 Received by: AM B Date/Time: 9/20/21 10:05 AM Company: Nether



## Login Sample Receipt Checklist

Client: FPL Energy Solar Partners III-VII, LLC

Job Number: 440-289059-1

**Login Number: 289059**

**List Source: Eurofins Calscience Irvine**

**List Number: 1**

**Creator: Skinner, Alma D**

Question	Answer	Comment
Radioactivity wasn't checked or is <math>\leq</math> background as measured by a survey meter.	True	
The cooler's custody seal, if present, is intact.	N/A	Not present
Sample custody seals, if present, are intact.	N/A	Not Present
The cooler or samples do not appear to have been compromised or tampered with.	True	
Samples were received on ice.	True	
Cooler Temperature is acceptable.	True	
Cooler Temperature is recorded.	True	
COC is present.	True	
COC is filled out in ink and legible.	True	
COC is filled out with all pertinent information.	True	
Is the Field Sampler's name present on COC?	False	Refer to Job Narrative for details.
There are no discrepancies between the containers received and the COC.	True	
Samples are received within Holding Time (excluding tests with immediate HTs)	True	
Sample containers have legible labels.	True	
Containers are not broken or leaking.	True	
Sample collection date/times are provided.	True	
Appropriate sample containers are used.	False	Improper containers received.
Sample bottles are completely filled.	True	
Sample Preservation Verified.	N/A	
There is sufficient vol. for all requested analyses, incl. any requested MS/MSDs	True	
Containers requiring zero headspace have no headspace or bubble is <math><6\text{mm}</math> (1/4").	True	
Multiphasic samples are not present.	True	
Samples do not require splitting or compositing.	True	
Residual Chlorine Checked.	N/A	

## ANALYTICAL REPORT

Eurofins Calscience Irvine  
2841 Dow Avenue  
Tustin, CA 92780  
Tel: (949)261-1022

Laboratory Job ID: 440-292395-1  
Client Project/Site: Nextera Kramer Junction

For:  
FPL Energy Solar Partners III-VII, LLC  
43880 Harper Lake Rd  
Hinkley, California 92347

Attn: Maria Lopez



Authorized for release by:  
12/20/2021 4:15:04 PM

Sheri Fama, Project Manager I  
(949)261-1022  
[Sheri.Fama@Eurofinset.com](mailto:Sheri.Fama@Eurofinset.com)

### LINKS

Review your project  
results through  
**TotalAccess**

Have a Question?

 **Ask  
The  
Expert**

Visit us at:

[www.eurofinsus.com/Env](http://www.eurofinsus.com/Env)

*The test results in this report meet all 2003 NELAC, 2009 TNI, and 2016 TNI requirements for accredited parameters, exceptions are noted in this report. This report may not be reproduced except in full, and with written approval from the laboratory. For questions please contact the Project Manager at the e-mail address or telephone number listed on this page.*

*This report has been electronically signed and authorized by the signatory. Electronic signature is intended to be the legally binding equivalent of a traditionally handwritten signature.*

*Results relate only to the items tested and the sample(s) as received by the laboratory.*



# Table of Contents

Cover Page . . . . .	1
Table of Contents . . . . .	2
Sample Summary . . . . .	3
Case Narrative . . . . .	4
Client Sample Results . . . . .	5
Method Summary . . . . .	8
Lab Chronicle . . . . .	9
QC Sample Results . . . . .	11
QC Association Summary . . . . .	15
Definitions/Glossary . . . . .	17
Certification Summary . . . . .	18
Chain of Custody . . . . .	19
Receipt Checklists . . . . .	21

# Sample Summary

Client: FPL Energy Solar Partners III-VII, LLC  
Project/Site: Nextera Kramer Junction

Job ID: 440-292395-1

Lab Sample ID	Client Sample ID	Matrix	Collected	Received
440-292395-1	MW-1-12-4-21	Water	12/04/21 10:40	12/06/21 09:46
440-292395-2	MW-2-12-4-21	Water	12/04/21 12:40	12/06/21 09:46
440-292395-3	MW-3-12-4-21	Water	12/04/21 15:00	12/06/21 09:46
440-292395-4	MW-4-12-4-21	Water	12/04/21 15:50	12/06/21 09:46
440-292395-5	DUP-12-4-21	Water	12/04/21 00:01	12/06/21 09:46
440-292395-6	LF@6'-12-4-21	Solid	12/04/21 09:10	12/06/21 09:46

- 1
- 2
- 3
- 4
- 5
- 6
- 7
- 8
- 9
- 10
- 11
- 12
- 13

# Case Narrative

Client: FPL Energy Solar Partners III-VII, LLC  
Project/Site: Nextera Kramer Junction

Job ID: 440-292395-1

---

## Job ID: 440-292395-1

---

### Laboratory: Eurofins Calscience Irvine

#### Narrative

#### Job Narrative 440-292395-1

#### Comments

No additional comments.

#### Receipt

The samples were received on 12/6/2021 9:46 AM. Unless otherwise noted below, the samples arrived in good condition, and where required, properly preserved and on ice. The temperature of the cooler at receipt was 1.7° C.

#### Receipt Exceptions

The following samples were received with less than 2 days remaining on the holding time or less than one shift (8 hours) remaining on a test with a holding time of 48 hours or less. As such, the laboratory had insufficient time remaining to perform the analysis within holding time for Phosphate by 300: MW-1-12-4-21 (440-292395-1) and DUP-12-4-21 (440-292395-5).

The Field Sampler was not listed on the Chain of Custody.

#### HPLC/IC

Method 300.0: The following samples were received outside of holding time: MW-1-12-4-21 (440-292395-1) and DUP-12-4-21 (440-292395-5).

No additional analytical or quality issues were noted, other than those described above or in the Definitions/Glossary page.

#### GC Semi VOA

No analytical or quality issues were noted, other than those described in the Definitions/Glossary page.

#### Metals

Method 3005A: The following samples for metals were received unpreserved and were preserved upon receipt to the laboratory: MW-1-12-4-21 (440-292395-1), MW-2-12-4-21 (440-292395-2), MW-3-12-4-21 (440-292395-3), MW-4-12-4-21 (440-292395-4) and DUP-12-4-21 (440-292395-5). Regulatory documents require a 24-hour waiting period from the time of the addition of the acid preservative to the time of digestion.

2.0 mL of 1:1 HNO<sub>3</sub> was added on 12/13/21 @ 10:50 hours  
1:1 HNO<sub>3</sub> Reagent # 6786894

No additional analytical or quality issues were noted, other than those described above or in the Definitions/Glossary page.

#### General Chemistry

No analytical or quality issues were noted, other than those described in the Definitions/Glossary page.

#### Organic Prep

No analytical or quality issues were noted, other than those described in the Definitions/Glossary page.

# Client Sample Results

Client: FPL Energy Solar Partners III-VII, LLC  
 Project/Site: Nextera Kramer Junction

Job ID: 440-292395-1

**Client Sample ID: MW-1-12-4-21**

**Lab Sample ID: 440-292395-1**

Date Collected: 12/04/21 10:40

Matrix: Water

Date Received: 12/06/21 09:46

**Method: 8015B - Diesel Range Organics (DRO) (GC)**

Analyte	Result	Qualifier	RL	Unit	D	Prepared	Analyzed	Dil Fac
Benzene, 1,1'-oxybis-	ND		100	ug/L		12/09/21 16:53	12/16/21 17:36	1
1,1'-Biphenyl	ND		100	ug/L		12/09/21 16:53	12/16/21 17:36	1
Surrogate	%Recovery	Qualifier	Limits			Prepared	Analyzed	Dil Fac
<i>n</i> -Octacosane (Surr)	54		53 - 151			12/09/21 16:53	12/16/21 17:36	1

**Method: 300.0 - Anions, Ion Chromatography**

Analyte	Result	Qualifier	RL	Unit	D	Prepared	Analyzed	Dil Fac
Orthophosphate as PO4	ND	H H3	0.50	mg/L			12/06/21 13:30	1

**Method: 300.0 - Anions, Ion Chromatography - DL**

Analyte	Result	Qualifier	RL	Unit	D	Prepared	Analyzed	Dil Fac
Chloride	300		25	mg/L			12/06/21 15:12	50
Sulfate	340		25	mg/L			12/06/21 15:12	50

**Method: 6010B - Metals (ICP) - Total Recoverable**

Analyte	Result	Qualifier	RL	Unit	D	Prepared	Analyzed	Dil Fac
Potassium	12		1.0	mg/L		12/14/21 10:54	12/15/21 12:25	1
Sodium	370		1.0	mg/L		12/14/21 10:54	12/15/21 12:25	1

**General Chemistry**

Analyte	Result	Qualifier	RL	Unit	D	Prepared	Analyzed	Dil Fac
Total Dissolved Solids	1200		20	mg/L			12/08/21 10:40	1

**Client Sample ID: MW-2-12-4-21**

**Lab Sample ID: 440-292395-2**

Date Collected: 12/04/21 12:40

Matrix: Water

Date Received: 12/06/21 09:46

**Method: 8015B - Diesel Range Organics (DRO) (GC)**

Analyte	Result	Qualifier	RL	Unit	D	Prepared	Analyzed	Dil Fac
Benzene, 1,1'-oxybis-	ND		99	ug/L		12/09/21 16:53	12/16/21 18:04	1
1,1'-Biphenyl	ND		99	ug/L		12/09/21 16:53	12/16/21 18:04	1
Surrogate	%Recovery	Qualifier	Limits			Prepared	Analyzed	Dil Fac
<i>n</i> -Octacosane (Surr)	65		53 - 151			12/09/21 16:53	12/16/21 18:04	1

**Method: 300.0 - Anions, Ion Chromatography**

Analyte	Result	Qualifier	RL	Unit	D	Prepared	Analyzed	Dil Fac
Chloride	290		25	mg/L			12/06/21 15:30	50
Orthophosphate as PO4	ND		0.50	mg/L			12/06/21 12:19	1
Sulfate	240		25	mg/L			12/06/21 15:30	50

**Method: 6010B - Metals (ICP) - Total Recoverable**

Analyte	Result	Qualifier	RL	Unit	D	Prepared	Analyzed	Dil Fac
Potassium	5.9		1.0	mg/L		12/14/21 10:54	12/15/21 12:28	1
Sodium	340		1.0	mg/L		12/14/21 10:54	12/15/21 12:28	1

**General Chemistry**

Analyte	Result	Qualifier	RL	Unit	D	Prepared	Analyzed	Dil Fac
Total Dissolved Solids	1100		20	mg/L			12/08/21 10:40	1

# Client Sample Results

Client: FPL Energy Solar Partners III-VII, LLC  
 Project/Site: Nextera Kramer Junction

Job ID: 440-292395-1

**Client Sample ID: MW-3-12-4-21**

**Lab Sample ID: 440-292395-3**

Date Collected: 12/04/21 15:00

Matrix: Water

Date Received: 12/06/21 09:46

## Method: 8015B - Diesel Range Organics (DRO) (GC)

Analyte	Result	Qualifier	RL	Unit	D	Prepared	Analyzed	Dil Fac
Benzene, 1,1'-oxybis-	ND		97	ug/L		12/09/21 16:53	12/16/21 18:30	1
1,1'-Biphenyl	ND		97	ug/L		12/09/21 16:53	12/16/21 18:30	1
Surrogate	%Recovery	Qualifier	Limits			Prepared	Analyzed	Dil Fac
<i>n</i> -Octacosane (Surr)	70		53 - 151			12/09/21 16:53	12/16/21 18:30	1

## Method: 300.0 - Anions, Ion Chromatography

Analyte	Result	Qualifier	RL	Unit	D	Prepared	Analyzed	Dil Fac
<b>Chloride</b>	<b>220</b>		25	mg/L			12/06/21 15:47	50
Orthophosphate as PO4	ND		0.50	mg/L			12/06/21 12:55	1
<b>Sulfate</b>	<b>220</b>		25	mg/L			12/06/21 15:47	50

## Method: 6010B - Metals (ICP) - Total Recoverable

Analyte	Result	Qualifier	RL	Unit	D	Prepared	Analyzed	Dil Fac
<b>Potassium</b>	<b>5.8</b>		1.0	mg/L		12/14/21 10:54	12/15/21 12:30	1
<b>Sodium</b>	<b>280</b>		1.0	mg/L		12/14/21 10:54	12/15/21 12:30	1

## General Chemistry

Analyte	Result	Qualifier	RL	Unit	D	Prepared	Analyzed	Dil Fac
<b>Total Dissolved Solids</b>	<b>940</b>		10	mg/L			12/08/21 10:40	1

**Client Sample ID: MW-4-12-4-21**

**Lab Sample ID: 440-292395-4**

Date Collected: 12/04/21 15:50

Matrix: Water

Date Received: 12/06/21 09:46

## Method: 8015B - Diesel Range Organics (DRO) (GC)

Analyte	Result	Qualifier	RL	Unit	D	Prepared	Analyzed	Dil Fac
Benzene, 1,1'-oxybis-	ND		98	ug/L		12/09/21 16:53	12/16/21 18:57	1
1,1'-Biphenyl	ND		98	ug/L		12/09/21 16:53	12/16/21 18:57	1
Surrogate	%Recovery	Qualifier	Limits			Prepared	Analyzed	Dil Fac
<i>n</i> -Octacosane (Surr)	73		53 - 151			12/09/21 16:53	12/16/21 18:57	1

## Method: 300.0 - Anions, Ion Chromatography

Analyte	Result	Qualifier	RL	Unit	D	Prepared	Analyzed	Dil Fac
<b>Chloride</b>	<b>200</b>		25	mg/L			12/06/21 16:05	50
Orthophosphate as PO4	ND		0.50	mg/L			12/06/21 13:12	1
<b>Sulfate</b>	<b>200</b>		25	mg/L			12/06/21 16:05	50

## Method: 6010B - Metals (ICP) - Total Recoverable

Analyte	Result	Qualifier	RL	Unit	D	Prepared	Analyzed	Dil Fac
<b>Potassium</b>	<b>5.6</b>		1.0	mg/L		12/14/21 10:54	12/15/21 12:32	1
<b>Sodium</b>	<b>250</b>		1.0	mg/L		12/14/21 10:54	12/15/21 12:32	1

## General Chemistry

Analyte	Result	Qualifier	RL	Unit	D	Prepared	Analyzed	Dil Fac
<b>Total Dissolved Solids</b>	<b>810</b>		10	mg/L			12/08/21 10:40	1



# Client Sample Results

Client: FPL Energy Solar Partners III-VII, LLC  
 Project/Site: Nextera Kramer Junction

Job ID: 440-292395-1

**Client Sample ID: DUP-12-4-21**

**Lab Sample ID: 440-292395-5**

Date Collected: 12/04/21 00:01

Matrix: Water

Date Received: 12/06/21 09:46

**Method: 8015B - Diesel Range Organics (DRO) (GC)**

Analyte	Result	Qualifier	RL	Unit	D	Prepared	Analyzed	Dil Fac
Benzene, 1,1'-oxybis-	ND		99	ug/L		12/09/21 16:53	12/16/21 19:24	1
1,1'-Biphenyl	ND		99	ug/L		12/09/21 16:53	12/16/21 19:24	1
Surrogate	%Recovery	Qualifier	Limits			Prepared	Analyzed	Dil Fac
<i>n</i> -Octacosane (Surr)	68		53 - 151			12/09/21 16:53	12/16/21 19:24	1

**Method: 300.0 - Anions, Ion Chromatography**

Analyte	Result	Qualifier	RL	Unit	D	Prepared	Analyzed	Dil Fac
<b>Chloride</b>	<b>300</b>		25	mg/L			12/06/21 16:23	50
Orthophosphate as PO4	ND	H H3	0.50	mg/L			12/06/21 12:37	1
<b>Sulfate</b>	<b>340</b>		25	mg/L			12/06/21 16:23	50

**Method: 6010B - Metals (ICP) - Total Recoverable**

Analyte	Result	Qualifier	RL	Unit	D	Prepared	Analyzed	Dil Fac
<b>Potassium</b>	<b>12</b>		1.0	mg/L		12/14/21 10:54	12/15/21 12:35	1
<b>Sodium</b>	<b>360</b>		1.0	mg/L		12/14/21 10:54	12/15/21 12:35	1

**General Chemistry**

Analyte	Result	Qualifier	RL	Unit	D	Prepared	Analyzed	Dil Fac
<b>Total Dissolved Solids</b>	<b>1200</b>		20	mg/L			12/08/21 10:40	1

**Client Sample ID: LF@6'-12-4-21**

**Lab Sample ID: 440-292395-6**

Date Collected: 12/04/21 09:10

Matrix: Solid

Date Received: 12/06/21 09:46

**Method: 8015B - Diesel Range Organics (DRO) (GC)**

Analyte	Result	Qualifier	RL	Unit	D	Prepared	Analyzed	Dil Fac
Benzene, 1,1'-oxybis-	ND		4.8	mg/Kg		12/16/21 13:54	12/16/21 22:32	1
1,1'-Biphenyl	ND		4.8	mg/Kg		12/16/21 13:54	12/16/21 22:32	1
Surrogate	%Recovery	Qualifier	Limits			Prepared	Analyzed	Dil Fac
<i>n</i> -Octacosane (Surr)	63		60 - 138			12/16/21 13:54	12/16/21 22:32	1

# Method Summary

Client: FPL Energy Solar Partners III-VII, LLC  
Project/Site: Nextera Kramer Junction

Job ID: 440-292395-1

Method	Method Description	Protocol	Laboratory
8015B	Diesel Range Organics (DRO) (GC)	SW846	ECL 1
300.0	Anions, Ion Chromatography	MCAWW	IRV 1
6010B	Metals (ICP)	SW846	IRV 1
SM 2540C	Solids, Total Dissolved (TDS)	SM	IRV 1
3005A	Preparation, Total Recoverable or Dissolved Metals	SW846	IRV 1
3510C	Liquid-Liquid Extraction (Separatory Funnel)	SW846	ECL 1
3550C	Ultrasonic Extraction	SW846	ECL 1

#### Protocol References:

MCAWW = "Methods For Chemical Analysis Of Water And Wastes", EPA-600/4-79-020, March 1983 And Subsequent Revisions.  
SM = "Standard Methods For The Examination Of Water And Wastewater"  
SW846 = "Test Methods For Evaluating Solid Waste, Physical/Chemical Methods", Third Edition, November 1986 And Its Updates.

#### Laboratory References:

ECL 1 = Eurofins Calscience LLC Lincoln, 7440 Lincoln Way, Garden Grove, CA 92841, TEL (714)895-5494  
IRV 1 = Eurofins Calscience Irvine Irvine, 17461 Derian Ave, Irvine, CA 92614, TEL (949)261-1022

# Lab Chronicle

Client: FPL Energy Solar Partners III-VII, LLC  
 Project/Site: Nextera Kramer Junction

Job ID: 440-292395-1

**Client Sample ID: MW-1-12-4-21**

**Lab Sample ID: 440-292395-1**

**Date Collected: 12/04/21 10:40**

**Matrix: Water**

**Date Received: 12/06/21 09:46**

Prep Type	Batch Type	Batch Method	Run	Dil Factor	Initial Amount	Final Amount	Batch Number	Prepared or Analyzed	Analyst	Lab
Total/NA	Prep	3510C			249.2 mL	2.5 mL	199934	12/09/21 16:53	UFLU	ECL 1
Total/NA	Analysis	8015B		1			201522	12/16/21 17:36	N5Y3	ECL 1
Total/NA	Analysis	300.0		1	5 mL	1.0 mL	662287	12/06/21 13:30	PS	IRV 1
Total/NA	Analysis	300.0		1	5 mL	1.0 mL	662288	12/06/21 13:30	PS	IRV 1
Total/NA	Analysis	300.0	DL	50	5 mL	1.0 mL	662288	12/06/21 15:12	PS	IRV 1
Total Recoverable	Prep	3005A			25 mL	25 mL	662889	12/14/21 10:54	LZY7	IRV 1
Total Recoverable	Analysis	6010B		1			663001	12/15/21 12:25	VZ0K	IRV 1
Total/NA	Analysis	SM 2540C		1	50 mL	100 mL	662384	12/08/21 10:40	VY3D	IRV 1

**Client Sample ID: MW-2-12-4-21**

**Lab Sample ID: 440-292395-2**

**Date Collected: 12/04/21 12:40**

**Matrix: Water**

**Date Received: 12/06/21 09:46**

Prep Type	Batch Type	Batch Method	Run	Dil Factor	Initial Amount	Final Amount	Batch Number	Prepared or Analyzed	Analyst	Lab
Total/NA	Prep	3510C			252.2 mL	2.5 mL	199934	12/09/21 16:53	UFLU	ECL 1
Total/NA	Analysis	8015B		1			201522	12/16/21 18:04	N5Y3	ECL 1
Total/NA	Analysis	300.0		1	5 mL	1.0 mL	662287	12/06/21 12:19	PS	IRV 1
Total/NA	Analysis	300.0		50	5 mL	1.0 mL	662288	12/06/21 15:30	PS	IRV 1
Total Recoverable	Prep	3005A			25 mL	25 mL	662889	12/14/21 10:54	LZY7	IRV 1
Total Recoverable	Analysis	6010B		1			663001	12/15/21 12:28	VZ0K	IRV 1
Total/NA	Analysis	SM 2540C		1	50 mL	100 mL	662384	12/08/21 10:40	VY3D	IRV 1

**Client Sample ID: MW-3-12-4-21**

**Lab Sample ID: 440-292395-3**

**Date Collected: 12/04/21 15:00**

**Matrix: Water**

**Date Received: 12/06/21 09:46**

Prep Type	Batch Type	Batch Method	Run	Dil Factor	Initial Amount	Final Amount	Batch Number	Prepared or Analyzed	Analyst	Lab
Total/NA	Prep	3510C			257.6 mL	2.5 mL	199934	12/09/21 16:53	UFLU	ECL 1
Total/NA	Analysis	8015B		1			201522	12/16/21 18:30	N5Y3	ECL 1
Total/NA	Analysis	300.0		1	5 mL	1.0 mL	662287	12/06/21 12:55	PS	IRV 1
Total/NA	Analysis	300.0		50	5 mL	1.0 mL	662288	12/06/21 15:47	PS	IRV 1
Total Recoverable	Prep	3005A			25 mL	25 mL	662889	12/14/21 10:54	LZY7	IRV 1
Total Recoverable	Analysis	6010B		1			663001	12/15/21 12:30	VZ0K	IRV 1
Total/NA	Analysis	SM 2540C		1	100 mL	100 mL	662384	12/08/21 10:40	VY3D	IRV 1

**Client Sample ID: MW-4-12-4-21**

**Lab Sample ID: 440-292395-4**

**Date Collected: 12/04/21 15:50**

**Matrix: Water**

**Date Received: 12/06/21 09:46**

Prep Type	Batch Type	Batch Method	Run	Dil Factor	Initial Amount	Final Amount	Batch Number	Prepared or Analyzed	Analyst	Lab
Total/NA	Prep	3510C			254.8 mL	2.5 mL	199934	12/09/21 16:53	UFLU	ECL 1
Total/NA	Analysis	8015B		1			201522	12/16/21 18:57	N5Y3	ECL 1
Total/NA	Analysis	300.0		1	5 mL	1.0 mL	662287	12/06/21 13:12	PS	IRV 1
Total/NA	Analysis	300.0		50	5 mL	1.0 mL	662288	12/06/21 16:05	PS	IRV 1

# Lab Chronicle

Client: FPL Energy Solar Partners III-VII, LLC  
 Project/Site: Nextera Kramer Junction

Job ID: 440-292395-1

**Client Sample ID: MW-4-12-4-21**

**Lab Sample ID: 440-292395-4**

**Date Collected: 12/04/21 15:50**

**Matrix: Water**

**Date Received: 12/06/21 09:46**

Prep Type	Batch Type	Batch Method	Run	Dil Factor	Initial Amount	Final Amount	Batch Number	Prepared or Analyzed	Analyst	Lab
Total Recoverable	Prep	3005A			25 mL	25 mL	662889	12/14/21 10:54	LZY7	IRV 1
Total Recoverable	Analysis	6010B		1			663001	12/15/21 12:32	VZ0K	IRV 1
Total/NA	Analysis	SM 2540C		1	100 mL	100 mL	662384	12/08/21 10:40	VY3D	IRV 1

**Client Sample ID: DUP-12-4-21**

**Lab Sample ID: 440-292395-5**

**Date Collected: 12/04/21 00:01**

**Matrix: Water**

**Date Received: 12/06/21 09:46**

Prep Type	Batch Type	Batch Method	Run	Dil Factor	Initial Amount	Final Amount	Batch Number	Prepared or Analyzed	Analyst	Lab
Total/NA	Prep	3510C			253.6 mL	2.5 mL	199934	12/09/21 16:53	UFLU	ECL 1
Total/NA	Analysis	8015B		1			201522	12/16/21 19:24	N5Y3	ECL 1
Total/NA	Analysis	300.0		1	5 mL	1.0 mL	662287	12/06/21 12:37	PS	IRV 1
Total/NA	Analysis	300.0		50	5 mL	1.0 mL	662288	12/06/21 16:23	PS	IRV 1
Total Recoverable	Prep	3005A			25 mL	25 mL	662889	12/14/21 10:54	LZY7	IRV 1
Total Recoverable	Analysis	6010B		1			663001	12/15/21 12:35	VZ0K	IRV 1
Total/NA	Analysis	SM 2540C		1	50 mL	100 mL	662384	12/08/21 10:40	VY3D	IRV 1

**Client Sample ID: LF@6'-12-4-21**

**Lab Sample ID: 440-292395-6**

**Date Collected: 12/04/21 09:10**

**Matrix: Solid**

**Date Received: 12/06/21 09:46**

Prep Type	Batch Type	Batch Method	Run	Dil Factor	Initial Amount	Final Amount	Batch Number	Prepared or Analyzed	Analyst	Lab
Total/NA	Prep	3550C			10.32 g	10 mL	201605	12/16/21 13:54	KG5J	ECL 1
Total/NA	Analysis	8015B		1			201522	12/16/21 22:32	N5Y3	ECL 1

**Laboratory References:**

ECL 1 = Eurofins Calscience LLC Lincoln, 7440 Lincoln Way, Garden Grove, CA 92841, TEL (714)895-5494

IRV 1 = Eurofins Calscience Irvine Irvine, 17461 Derian Ave, Irvine, CA 92614, TEL (949)261-1022

# QC Sample Results

Client: FPL Energy Solar Partners III-VII, LLC  
 Project/Site: Nextera Kramer Junction

Job ID: 440-292395-1

## Method: 8015B - Diesel Range Organics (DRO) (GC)

**Lab Sample ID: MB 570-199934/1-A**  
**Matrix: Water**  
**Analysis Batch: 201522**

**Client Sample ID: Method Blank**  
**Prep Type: Total/NA**  
**Prep Batch: 199934**

Analyte	MB	MB	RL	Unit	D	Prepared	Analyzed	Dil Fac
	Result	Qualifier						
Benzene, 1,1'-oxybis-	ND		100	ug/L		12/09/21 16:53	12/16/21 10:34	1
1,1'-Biphenyl	ND		100	ug/L		12/09/21 16:53	12/16/21 10:34	1
		MB	MB			Prepared	Analyzed	Dil Fac
Surrogate	%Recovery	Qualifier	Limits					
n-Octacosane (Surr)	71		53 - 151			12/09/21 16:53	12/16/21 10:34	1

**Lab Sample ID: LCS 570-199934/2-A**  
**Matrix: Water**  
**Analysis Batch: 201522**

**Client Sample ID: Lab Control Sample**  
**Prep Type: Total/NA**  
**Prep Batch: 199934**

Analyte	Spike Added	LCS	LCS	Unit	D	%Rec	Limits
		Result	Qualifier				
Benzene, 1,1'-oxybis-	1000	751		ug/L		75	57 - 120
1,1'-Biphenyl	1000	787		ug/L		79	45 - 120
		LCS	LCS			%Rec.	Limits
Surrogate	%Recovery	Qualifier	Limits				
n-Octacosane (Surr)	75		53 - 151				

**Lab Sample ID: LCSD 570-199934/3-A**  
**Matrix: Water**  
**Analysis Batch: 201522**

**Client Sample ID: Lab Control Sample Dup**  
**Prep Type: Total/NA**  
**Prep Batch: 199934**

Analyte	Spike Added	LCSD	LCSD	Unit	D	%Rec	Limits	RPD	Limit
		Result	Qualifier						
Benzene, 1,1'-oxybis-	1000	765		ug/L		77	57 - 120	2	20
1,1'-Biphenyl	1000	803		ug/L		80	45 - 120	2	20
		LCSD	LCSD			%Rec.	Limits	RPD	Limit
Surrogate	%Recovery	Qualifier	Limits						
n-Octacosane (Surr)	77		53 - 151						

**Lab Sample ID: MB 570-201605/1-A**  
**Matrix: Solid**  
**Analysis Batch: 201522**

**Client Sample ID: Method Blank**  
**Prep Type: Total/NA**  
**Prep Batch: 201605**

Analyte	MB	MB	RL	Unit	D	Prepared	Analyzed	Dil Fac
	Result	Qualifier						
Benzene, 1,1'-oxybis-	ND		5.0	mg/Kg		12/16/21 13:54	12/16/21 20:18	1
1,1'-Biphenyl	ND		5.0	mg/Kg		12/16/21 13:54	12/16/21 20:18	1
		MB	MB			Prepared	Analyzed	Dil Fac
Surrogate	%Recovery	Qualifier	Limits					
n-Octacosane (Surr)	62		60 - 138			12/16/21 13:54	12/16/21 20:18	1

**Lab Sample ID: LCS 570-201605/2-A**  
**Matrix: Solid**  
**Analysis Batch: 201522**

**Client Sample ID: Lab Control Sample**  
**Prep Type: Total/NA**  
**Prep Batch: 201605**

Analyte	Spike Added	LCS	LCS	Unit	D	%Rec	Limits
		Result	Qualifier				
Benzene, 1,1'-oxybis-	100	84.6		mg/Kg		85	68 - 120
1,1'-Biphenyl	100	88.9		mg/Kg		89	57 - 120

# QC Sample Results

Client: FPL Energy Solar Partners III-VII, LLC  
 Project/Site: Nextera Kramer Junction

Job ID: 440-292395-1

## Method: 8015B - Diesel Range Organics (DRO) (GC) (Continued)

**Lab Sample ID: LCS 570-201605/2-A**  
**Matrix: Solid**  
**Analysis Batch: 201522**

**Client Sample ID: Lab Control Sample**  
**Prep Type: Total/NA**  
**Prep Batch: 201605**

	LCS	LCS	
<i>Surrogate</i>	<i>%Recovery</i>	<i>Qualifier</i>	<i>Limits</i>
<i>n-Octacosane (Surr)</i>	69		60 - 138

**Lab Sample ID: LCSD 570-201605/3-A**  
**Matrix: Solid**  
**Analysis Batch: 201522**

**Client Sample ID: Lab Control Sample Dup**  
**Prep Type: Total/NA**  
**Prep Batch: 201605**

Analyte		Spike Added	LCSD		Unit	D	%Rec	%Rec.		RPD	Limit
			Result	Qualifier				Limits	RPD		
Benzene, 1,1'-oxybis-		100	84.3		mg/Kg		84	68 - 120	0		20
1,1'-Biphenyl		100	88.5		mg/Kg		89	57 - 120	0		20

	LCSD	LCSD	
<i>Surrogate</i>	<i>%Recovery</i>	<i>Qualifier</i>	<i>Limits</i>
<i>n-Octacosane (Surr)</i>	68		60 - 138

**Lab Sample ID: 440-292395-6 MS**  
**Matrix: Solid**  
**Analysis Batch: 201522**

**Client Sample ID: LF@6'-12-4-21**  
**Prep Type: Total/NA**  
**Prep Batch: 201605**

Analyte	Sample Result	Sample Qualifier	Spike Added	MS		Unit	D	%Rec	%Rec.		RPD	Limit
				Result	Qualifier				Limits	RPD		
Benzene, 1,1'-oxybis-	ND		102	85.0		mg/Kg		84	68 - 120			
1,1'-Biphenyl	ND		102	89.3		mg/Kg		88	57 - 120			

	MS	MS	
<i>Surrogate</i>	<i>%Recovery</i>	<i>Qualifier</i>	<i>Limits</i>
<i>n-Octacosane (Surr)</i>	70		60 - 138

**Lab Sample ID: 440-292395-6 MSD**  
**Matrix: Solid**  
**Analysis Batch: 201522**

**Client Sample ID: LF@6'-12-4-21**  
**Prep Type: Total/NA**  
**Prep Batch: 201605**

Analyte	Sample Result	Sample Qualifier	Spike Added	MSD		Unit	D	%Rec	%Rec.		RPD	Limit
				Result	Qualifier				Limits	RPD		
Benzene, 1,1'-oxybis-	ND		98.5	81.1		mg/Kg		82	68 - 120	5		20
1,1'-Biphenyl	ND		98.5	85.2		mg/Kg		86	57 - 120	5		20

	MSD	MSD	
<i>Surrogate</i>	<i>%Recovery</i>	<i>Qualifier</i>	<i>Limits</i>
<i>n-Octacosane (Surr)</i>	68		60 - 138

## Method: 300.0 - Anions, Ion Chromatography

**Lab Sample ID: MB 440-662287/6**  
**Matrix: Water**  
**Analysis Batch: 662287**

**Client Sample ID: Method Blank**  
**Prep Type: Total/NA**

Analyte	MB		RL	Unit	D	Prepared	Analyzed	Dil Fac
	Result	Qualifier						
Orthophosphate as PO4	ND		0.50	mg/L			12/06/21 11:57	1

# QC Sample Results

Client: FPL Energy Solar Partners III-VII, LLC  
 Project/Site: Nextera Kramer Junction

Job ID: 440-292395-1

## Method: 300.0 - Anions, Ion Chromatography (Continued)

**Lab Sample ID: LCS 440-662287/5**  
**Matrix: Water**  
**Analysis Batch: 662287**

**Client Sample ID: Lab Control Sample**  
**Prep Type: Total/NA**

Analyte	Spike Added	LCS Result	LCS Qualifier	Unit	D	%Rec	%Rec. Limits
Orthophosphate as PO4	5.00	4.98		mg/L		100	90 - 110

**Lab Sample ID: 440-292395-1 MS**  
**Matrix: Water**  
**Analysis Batch: 662287**

**Client Sample ID: MW-1-12-4-21**  
**Prep Type: Total/NA**

Analyte	Sample Result	Sample Qualifier	Spike Added	MS Result	MS Qualifier	Unit	D	%Rec	%Rec. Limits
Orthophosphate as PO4	ND	H H3	5.00	5.31		mg/L		106	80 - 120

**Lab Sample ID: 440-292395-1 MSD**  
**Matrix: Water**  
**Analysis Batch: 662287**

**Client Sample ID: MW-1-12-4-21**  
**Prep Type: Total/NA**

Analyte	Sample Result	Sample Qualifier	Spike Added	MSD Result	MSD Qualifier	Unit	D	%Rec	%Rec. Limits	RPD	RPD Limit
Orthophosphate as PO4	ND	H H3	5.00	5.69		mg/L		114	80 - 120	7	20

**Lab Sample ID: MB 440-662288/6**  
**Matrix: Water**  
**Analysis Batch: 662288**

**Client Sample ID: Method Blank**  
**Prep Type: Total/NA**

Analyte	MB Result	MB Qualifier	RL	Unit	D	Prepared	Analyzed	Dil Fac
Chloride	ND		0.50	mg/L			12/06/21 11:57	1
Sulfate	ND		0.50	mg/L			12/06/21 11:57	1

**Lab Sample ID: LCS 440-662288/5**  
**Matrix: Water**  
**Analysis Batch: 662288**

**Client Sample ID: Lab Control Sample**  
**Prep Type: Total/NA**

Analyte	Spike Added	LCS Result	LCS Qualifier	Unit	D	%Rec	%Rec. Limits
Chloride	5.00	4.81		mg/L		96	90 - 110
Sulfate	5.00	5.01		mg/L		100	90 - 110

**Lab Sample ID: 440-292395-1 MS**  
**Matrix: Water**  
**Analysis Batch: 662288**

**Client Sample ID: MW-1-12-4-21**  
**Prep Type: Total/NA**

Analyte	Sample Result	Sample Qualifier	Spike Added	MS Result	MS Qualifier	Unit	D	%Rec	%Rec. Limits
Chloride	420	E	5.00	429	E 4	mg/L		77	80 - 120
Sulfate	460	E	5.00	463	E 4	mg/L		81	80 - 120

**Lab Sample ID: 440-292395-1 MSD**  
**Matrix: Water**  
**Analysis Batch: 662288**

**Client Sample ID: MW-1-12-4-21**  
**Prep Type: Total/NA**

Analyte	Sample Result	Sample Qualifier	Spike Added	MSD Result	MSD Qualifier	Unit	D	%Rec	%Rec. Limits	RPD	RPD Limit
Chloride	420	E	5.00	429	E 4	mg/L		83	80 - 120	0	20
Sulfate	460	E	5.00	464	E 4	mg/L		90	80 - 120	0	20

# QC Sample Results

Client: FPL Energy Solar Partners III-VII, LLC  
 Project/Site: Nextera Kramer Junction

Job ID: 440-292395-1

## Method: 6010B - Metals (ICP)

**Lab Sample ID: MB 440-662889/1-A**  
**Matrix: Water**  
**Analysis Batch: 662923**

**Client Sample ID: Method Blank**  
**Prep Type: Total Recoverable**  
**Prep Batch: 662889**

Analyte	MB Result	MB Qualifier	RL	Unit	D	Prepared	Analyzed	Dil Fac
Potassium	ND		1.0	mg/L		12/14/21 10:54	12/14/21 15:49	1
Sodium	ND		1.0	mg/L		12/14/21 10:54	12/14/21 15:49	1

**Lab Sample ID: LCS 440-662889/2-A**  
**Matrix: Water**  
**Analysis Batch: 662923**

**Client Sample ID: Lab Control Sample**  
**Prep Type: Total Recoverable**  
**Prep Batch: 662889**

Analyte	Spike Added	LCS Result	LCS Qualifier	Unit	D	%Rec	%Rec. Limits
Potassium	10.0	10.4		mg/L		104	80 - 120
Sodium	10.0	10.7		mg/L		107	80 - 120

**Lab Sample ID: 440-292819-O-1-B MS**  
**Matrix: Water**  
**Analysis Batch: 662923**

**Client Sample ID: Matrix Spike**  
**Prep Type: Total Recoverable**  
**Prep Batch: 662889**

Analyte	Sample Result	Sample Qualifier	Spike Added	MS Result	MS Qualifier	Unit	D	%Rec	%Rec. Limits
Potassium	1.8		10.0	12.0		mg/L		103	75 - 125
Sodium	210		10.0	217	4	mg/L		112	75 - 125

**Lab Sample ID: 440-292819-O-1-C MSD**  
**Matrix: Water**  
**Analysis Batch: 662923**

**Client Sample ID: Matrix Spike Duplicate**  
**Prep Type: Total Recoverable**  
**Prep Batch: 662889**

Analyte	Sample Result	Sample Qualifier	Spike Added	MSD Result	MSD Qualifier	Unit	D	%Rec	%Rec. Limits	RPD	Limit
Potassium	1.8		10.0	12.3		mg/L		105	75 - 125	2	20
Sodium	210		10.0	218	4	mg/L		127	75 - 125	1	20

## Method: SM 2540C - Solids, Total Dissolved (TDS)

**Lab Sample ID: MB 440-662384/1**  
**Matrix: Water**  
**Analysis Batch: 662384**

**Client Sample ID: Method Blank**  
**Prep Type: Total/NA**

Analyte	MB Result	MB Qualifier	RL	Unit	D	Prepared	Analyzed	Dil Fac
Total Dissolved Solids	ND		10	mg/L			12/08/21 09:10	1

**Lab Sample ID: LCS 440-662384/2**  
**Matrix: Water**  
**Analysis Batch: 662384**

**Client Sample ID: Lab Control Sample**  
**Prep Type: Total/NA**

Analyte	Spike Added	LCS Result	LCS Qualifier	Unit	D	%Rec	%Rec. Limits
Total Dissolved Solids	1000	976		mg/L		98	90 - 110

**Lab Sample ID: 440-292395-1 DU**  
**Matrix: Water**  
**Analysis Batch: 662384**

**Client Sample ID: MW-1-12-4-21**  
**Prep Type: Total/NA**

Analyte	Sample Result	Sample Qualifier	DU Result	DU Qualifier	Unit	D	RPD	Limit
Total Dissolved Solids	1200		1240		mg/L		3	5

Eurofins Calscience Irvine



# QC Association Summary

Client: FPL Energy Solar Partners III-VII, LLC  
 Project/Site: Nextera Kramer Junction

Job ID: 440-292395-1

## GC Semi VOA

### Prep Batch: 199934

Lab Sample ID	Client Sample ID	Prep Type	Matrix	Method	Prep Batch
440-292395-1	MW-1-12-4-21	Total/NA	Water	3510C	
440-292395-2	MW-2-12-4-21	Total/NA	Water	3510C	
440-292395-3	MW-3-12-4-21	Total/NA	Water	3510C	
440-292395-4	MW-4-12-4-21	Total/NA	Water	3510C	
440-292395-5	DUP-12-4-21	Total/NA	Water	3510C	
MB 570-199934/1-A	Method Blank	Total/NA	Water	3510C	
LCS 570-199934/2-A	Lab Control Sample	Total/NA	Water	3510C	
LCSD 570-199934/3-A	Lab Control Sample Dup	Total/NA	Water	3510C	

### Analysis Batch: 201522

Lab Sample ID	Client Sample ID	Prep Type	Matrix	Method	Prep Batch
440-292395-1	MW-1-12-4-21	Total/NA	Water	8015B	199934
440-292395-2	MW-2-12-4-21	Total/NA	Water	8015B	199934
440-292395-3	MW-3-12-4-21	Total/NA	Water	8015B	199934
440-292395-4	MW-4-12-4-21	Total/NA	Water	8015B	199934
440-292395-5	DUP-12-4-21	Total/NA	Water	8015B	199934
440-292395-6	LF@6'-12-4-21	Total/NA	Solid	8015B	201605
MB 570-199934/1-A	Method Blank	Total/NA	Water	8015B	199934
MB 570-201605/1-A	Method Blank	Total/NA	Solid	8015B	201605
LCS 570-199934/2-A	Lab Control Sample	Total/NA	Water	8015B	199934
LCS 570-201605/2-A	Lab Control Sample	Total/NA	Solid	8015B	201605
LCSD 570-199934/3-A	Lab Control Sample Dup	Total/NA	Water	8015B	199934
LCSD 570-201605/3-A	Lab Control Sample Dup	Total/NA	Solid	8015B	201605
440-292395-6 MS	LF@6'-12-4-21	Total/NA	Solid	8015B	201605
440-292395-6 MSD	LF@6'-12-4-21	Total/NA	Solid	8015B	201605

### Prep Batch: 201605

Lab Sample ID	Client Sample ID	Prep Type	Matrix	Method	Prep Batch
440-292395-6	LF@6'-12-4-21	Total/NA	Solid	3550C	
MB 570-201605/1-A	Method Blank	Total/NA	Solid	3550C	
LCS 570-201605/2-A	Lab Control Sample	Total/NA	Solid	3550C	
LCSD 570-201605/3-A	Lab Control Sample Dup	Total/NA	Solid	3550C	
440-292395-6 MS	LF@6'-12-4-21	Total/NA	Solid	3550C	
440-292395-6 MSD	LF@6'-12-4-21	Total/NA	Solid	3550C	

## HPLC/IC

### Analysis Batch: 662287

Lab Sample ID	Client Sample ID	Prep Type	Matrix	Method	Prep Batch
440-292395-1	MW-1-12-4-21	Total/NA	Water	300.0	
440-292395-2	MW-2-12-4-21	Total/NA	Water	300.0	
440-292395-3	MW-3-12-4-21	Total/NA	Water	300.0	
440-292395-4	MW-4-12-4-21	Total/NA	Water	300.0	
440-292395-5	DUP-12-4-21	Total/NA	Water	300.0	
MB 440-662287/6	Method Blank	Total/NA	Water	300.0	
LCS 440-662287/5	Lab Control Sample	Total/NA	Water	300.0	
440-292395-1 MS	MW-1-12-4-21	Total/NA	Water	300.0	
440-292395-1 MSD	MW-1-12-4-21	Total/NA	Water	300.0	

# QC Association Summary

Client: FPL Energy Solar Partners III-VII, LLC  
 Project/Site: Nextera Kramer Junction

Job ID: 440-292395-1

## HPLC/IC

### Analysis Batch: 662288

Lab Sample ID	Client Sample ID	Prep Type	Matrix	Method	Prep Batch
440-292395-1	MW-1-12-4-21	Total/NA	Water	300.0	
440-292395-1 - DL	MW-1-12-4-21	Total/NA	Water	300.0	
440-292395-2	MW-2-12-4-21	Total/NA	Water	300.0	
440-292395-3	MW-3-12-4-21	Total/NA	Water	300.0	
440-292395-4	MW-4-12-4-21	Total/NA	Water	300.0	
440-292395-5	DUP-12-4-21	Total/NA	Water	300.0	
MB 440-662288/6	Method Blank	Total/NA	Water	300.0	
LCS 440-662288/5	Lab Control Sample	Total/NA	Water	300.0	
440-292395-1 MS	MW-1-12-4-21	Total/NA	Water	300.0	
440-292395-1 MSD	MW-1-12-4-21	Total/NA	Water	300.0	

## Metals

### Prep Batch: 662889

Lab Sample ID	Client Sample ID	Prep Type	Matrix	Method	Prep Batch
440-292395-1	MW-1-12-4-21	Total Recoverable	Water	3005A	
440-292395-2	MW-2-12-4-21	Total Recoverable	Water	3005A	
440-292395-3	MW-3-12-4-21	Total Recoverable	Water	3005A	
440-292395-4	MW-4-12-4-21	Total Recoverable	Water	3005A	
440-292395-5	DUP-12-4-21	Total Recoverable	Water	3005A	
MB 440-662889/1-A	Method Blank	Total Recoverable	Water	3005A	
LCS 440-662889/2-A	Lab Control Sample	Total Recoverable	Water	3005A	
440-292819-O-1-B MS	Matrix Spike	Total Recoverable	Water	3005A	
440-292819-O-1-C MSD	Matrix Spike Duplicate	Total Recoverable	Water	3005A	

### Analysis Batch: 662923

Lab Sample ID	Client Sample ID	Prep Type	Matrix	Method	Prep Batch
MB 440-662889/1-A	Method Blank	Total Recoverable	Water	6010B	662889
LCS 440-662889/2-A	Lab Control Sample	Total Recoverable	Water	6010B	662889
440-292819-O-1-B MS	Matrix Spike	Total Recoverable	Water	6010B	662889
440-292819-O-1-C MSD	Matrix Spike Duplicate	Total Recoverable	Water	6010B	662889

### Analysis Batch: 663001

Lab Sample ID	Client Sample ID	Prep Type	Matrix	Method	Prep Batch
440-292395-1	MW-1-12-4-21	Total Recoverable	Water	6010B	662889
440-292395-2	MW-2-12-4-21	Total Recoverable	Water	6010B	662889
440-292395-3	MW-3-12-4-21	Total Recoverable	Water	6010B	662889
440-292395-4	MW-4-12-4-21	Total Recoverable	Water	6010B	662889
440-292395-5	DUP-12-4-21	Total Recoverable	Water	6010B	662889

## General Chemistry

### Analysis Batch: 662384

Lab Sample ID	Client Sample ID	Prep Type	Matrix	Method	Prep Batch
440-292395-1	MW-1-12-4-21	Total/NA	Water	SM 2540C	
440-292395-2	MW-2-12-4-21	Total/NA	Water	SM 2540C	
440-292395-3	MW-3-12-4-21	Total/NA	Water	SM 2540C	
440-292395-4	MW-4-12-4-21	Total/NA	Water	SM 2540C	
440-292395-5	DUP-12-4-21	Total/NA	Water	SM 2540C	
MB 440-662384/1	Method Blank	Total/NA	Water	SM 2540C	
LCS 440-662384/2	Lab Control Sample	Total/NA	Water	SM 2540C	
440-292395-1 DU	MW-1-12-4-21	Total/NA	Water	SM 2540C	

Eurofins Calscience Irvine

# Definitions/Glossary

Client: FPL Energy Solar Partners III-VII, LLC  
Project/Site: Nextera Kramer Junction

Job ID: 440-292395-1

## Qualifiers

### HPLC/IC

Qualifier	Qualifier Description
4	MS, MSD: The analyte present in the original sample is greater than 4 times the matrix spike concentration; therefore, control limits are not applicable.
E	Result exceeded calibration range.
H	Sample was prepped or analyzed beyond the specified holding time
H3	Sample was received and analyzed past holding time.

### Metals

Qualifier	Qualifier Description
4	MS, MSD: The analyte present in the original sample is greater than 4 times the matrix spike concentration; therefore, control limits are not applicable.

## Glossary

Abbreviation	These commonly used abbreviations may or may not be present in this report.
α	Listed under the "D" column to designate that the result is reported on a dry weight basis
%R	Percent Recovery
CFL	Contains Free Liquid
CFU	Colony Forming Unit
CNF	Contains No Free Liquid
DER	Duplicate Error Ratio (normalized absolute difference)
Dil Fac	Dilution Factor
DL	Detection Limit (DoD/DOE)
DL, RA, RE, IN	Indicates a Dilution, Re-analysis, Re-extraction, or additional Initial metals/anion analysis of the sample
DLC	Decision Level Concentration (Radiochemistry)
EDL	Estimated Detection Limit (Dioxin)
LOD	Limit of Detection (DoD/DOE)
LOQ	Limit of Quantitation (DoD/DOE)
MCL	EPA recommended "Maximum Contaminant Level"
MDA	Minimum Detectable Activity (Radiochemistry)
MDC	Minimum Detectable Concentration (Radiochemistry)
MDL	Method Detection Limit
ML	Minimum Level (Dioxin)
MPN	Most Probable Number
MQL	Method Quantitation Limit
NC	Not Calculated
ND	Not Detected at the reporting limit (or MDL or EDL if shown)
NEG	Negative / Absent
POS	Positive / Present
PQL	Practical Quantitation Limit
PRES	Presumptive
QC	Quality Control
RER	Relative Error Ratio (Radiochemistry)
RL	Reporting Limit or Requested Limit (Radiochemistry)
RPD	Relative Percent Difference, a measure of the relative difference between two points
TEF	Toxicity Equivalent Factor (Dioxin)
TEQ	Toxicity Equivalent Quotient (Dioxin)
TNTC	Too Numerous To Count

# Accreditation/Certification Summary

Client: FPL Energy Solar Partners III-VII, LLC  
Project/Site: Nextera Kramer Junction

Job ID: 440-292395-1

## Laboratory: Eurofins Calscience Irvine

Unless otherwise noted, all analytes for this laboratory were covered under each accreditation/certification below.

Authority	Program	Identification Number	Expiration Date
California	State	2706	06-30-22

The following analytes are included in this report, but the laboratory is not certified by the governing authority. This list may include analytes for which the agency does not offer certification.

Analysis Method	Prep Method	Matrix	Analyte
300.0		Water	Orthophosphate as PO4
6010B	3005A	Water	Potassium
6010B	3005A	Water	Sodium

## Laboratory: Eurofins Calscience LLC

The accreditations/certifications listed below are applicable to this report.

Authority	Program	Identification Number	Expiration Date
California	State	2944	09-30-22

Regulatory Program  DW  NPDES  RCRA  Other

Project Manager: Maria Lopez

Client Contact: Nextera - Kramer Jacobin

Company Name: Nextera - Kramer Jacobin

Address: 4400 Hwy 395

City/State/Zip: Bozoy, CA 93516

Phone: \_\_\_\_\_

Fax: \_\_\_\_\_

Project Name: Nextera - Kramer Jacobin

Site: \_\_\_\_\_

PO # \_\_\_\_\_

Site Contact: \_\_\_\_\_

Lab Contact: \_\_\_\_\_

Date: \_\_\_\_\_

Carrier: \_\_\_\_\_

COC No: 1 of 1 COCs

Sampler: \_\_\_\_\_

For Lab Use Only

Walk-in Client: \_\_\_\_\_

Lab Sampling: \_\_\_\_\_

Job / SDG No: \_\_\_\_\_

Sample Specific Notes: \_\_\_\_\_

Filtered Sample (Y/N) | Perform MS/MSD (Y/N) | Chloride 300 | Sulfate 300 | Biphene | Diphenyl Oxide | Potassium Gold | Phosphate 300 |

Sample Date	Sample Time	Sample Type (C-Comp, G-Grab)	Matrix	# of Cont.
12-4-21	1040	6	60	3
MW-2	1240			3
MW-3	1500			3
MW-4	1550			3
Dup -				3
LFeb	0910		Soil	1

Preservation Used: 1=Ice, 2=HCl, 3=H2SO4, 4=HNO3, 5=NaOH, 6=Other

Possible Hazard Identification

Are any samples from a listed EPA Hazardous Waste? Please List any EPA Waste Codes for the sample in the Comments Section if the lab is to dispose of the sample

Non-Hazard  Flammable  Skin Irritant  Poison B  Unknown

Special Instructions/QC Requirements & Comments

Custody Seal Intact: Yes  No

Relinquished by: [Signature]

Relinquished by: [Signature]

Relinquished by: [Signature]

Relinquished by: [Signature]

Custody Seal No: \_\_\_\_\_

Company: NorthStar

Company: NorthStar

Company: NorthStar

Company: EC IRV

Date/Time: 12/6/21 0946

Date/Time: 12/6/21 0946

Date/Time: 12/6/21 0946

Date/Time: 12/6/21 0946

Therm ID No.: 89

Corr'd: 17

Cooler Temp (°C) Obs'd: 17

Return to Client  Disposal by Lab  Archive for \_\_\_\_\_ Months

Sample Disposal (A fee may be assessed if samples are retained longer than 1 month)

440-292395 Chain of Custody





# Chain of Custody Record



<b>Client Information (Sub Contract Lab)</b>		Lab PM: Fama, Sheri M		Carrier Tracking No(s): 440-176362 1					
Client Contact: Shipping/Receiving		Phone: Sheri Fama@Eurofinset.com		Page: Page 1 of 1					
Company: Eurofins Calscience LLC		Accreditations Required (See note): State - California, State Program - California		Job #: 440-292395-1					
Address: 7440 Lincoln Way		Due Date Requested: 12/17/2021		Preservation Codes					
City: Garden Grove		TAT Requested (days):		A - HCL M - Hexane B - NaOH N - None C - Zn Acetate O - AshNaO2 D - Nitric Acid P - Na2O4S E - NaHSO4 Q - Na2SO3 F - MeOH R - Na2SO3 G - Amchlor S - H2SO4 H - Ascorbic Acid T - TSP Dodecylhydrate I - Ice U - Acetone J - DI Water V - MCAA K - EDTA W - pH 4-5 L - EDA Z - other (specify) Other:					
PO #: 714-895-5494(Tel) 714-894-7601(Fax)		Project #: 44005151		Total Number of Containers					
Email:		SSOW#: FPL Kramer Junction		Special Instructions/Note.					
Project Name: Nextera Kramer Junction		Site: FPL Kramer Junction							
Sample Identification - Client ID (Lab ID)	Sample Date	Sample Time	Sample Type (C=C=comp, G=grab)	Matrix (W=water, S=solid, O=organic, A=air)	Field Filtered Sample (Yes or No)	Perform MS/MSD (Yes or No)	8015B_DRO/3510C_LVI ThermoInol	8015B_DRO/350C (MOD) ThermoInol	Analysis Requested
MW-1-12-4-21 (440-292395-1)	12/4/21	10 40 Pacific	Water	Water	X	X			
MW-2-12-4-21 (440-292395-2)	12/4/21	12 40 Pacific	Water	Water	X	X			
MW-3-12-4-21 (440-292395-3)	12/4/21	15 00 Pacific	Water	Water	X	X			
MW-4-12-4-21 (440-292395-4)	12/4/21	15 50 Pacific	Water	Water	X	X			
DUP-12-4-21 (440-292395-5)	12/4/21	00 01 Pacific	Water	Water	X	X			
LF @ 6'-12-4-21 (440-292395-6)	12/4/21	09 10 Pacific	Solid	Solid		X			
<p>Note: Since laboratory accreditations are subject to change, Eurofins Calscience places the ownership of method, analyte &amp; accreditation compliance upon out subcontract laboratories. This sample shipment is forwarded under chain-of-custody if the laboratory does not currently maintain accreditation in the State of Origin listed above for analysis/test/matrix being analyzed the samples must be shipped back to the Eurofins Calscience laboratory or other instructions will be provided Any changes to accreditation status should be brought to Eurofins Calscience attention immediately if all requested accreditations are current to date, return the signed Chain of Custody attesting to said compliance to Eurofins Calscience.</p>									
<b>Possible Hazard Identification</b>									
Unconfirmed									
Deliverable Requested I, II, III, IV, Other (specify) Primary Deliverable Rank 2									
Special Instructions/OC Requirements.									
Sample Disposal (A fee may be assessed if samples are retained longer than 1 month)									
<input type="checkbox"/> Return To Client <input type="checkbox"/> Disposal By Lab <input type="checkbox"/> Archive For _____ Months									
Method of Shipment:									
Empty Kit Relinquished by:									
Relinquished by: [Signature] Date: 12/6/21 1655 Company: BCRV									
Relinquished by: [Signature] Date: 12/6/21 1805 Company: BCRV									
Relinquished by: [Signature] Date: _____ Company: _____									
Custody Seals Intact: <input type="checkbox"/> Yes <input type="checkbox"/> No    Custody Seal No: N/A									
Cooler Temperature(s) °C and Other Remarks: 2.6/3.5, 2.4/3.3 805									



## Login Sample Receipt Checklist

Client: FPL Energy Solar Partners III-VII, LLC

Job Number: 440-292395-1

**Login Number: 292395**

**List Source: Eurofins Calscience Irvine**

**List Number: 1**

**Creator: Skinner, Alma D**

Question	Answer	Comment
Radioactivity wasn't checked or is <math>\leq</math> background as measured by a survey meter.	True	
The cooler's custody seal, if present, is intact.	N/A	Not present
Sample custody seals, if present, are intact.	N/A	Not Present
The cooler or samples do not appear to have been compromised or tampered with.	True	
Samples were received on ice.	True	
Cooler Temperature is acceptable.	True	
Cooler Temperature is recorded.	True	
COC is present.	True	
COC is filled out in ink and legible.	True	
COC is filled out with all pertinent information.	True	
Is the Field Sampler's name present on COC?	False	Refer to Job Narrative for details.
There are no discrepancies between the containers received and the COC.	True	
Samples are received within Holding Time (excluding tests with immediate HTs)	False	Refer to Job Narrative for details.
Sample containers have legible labels.	True	
Containers are not broken or leaking.	True	
Sample collection date/times are provided.	True	
Appropriate sample containers are used.	True	
Sample bottles are completely filled.	True	
Sample Preservation Verified.	N/A	
There is sufficient vol. for all requested analyses, incl. any requested MS/MSDs	True	
Containers requiring zero headspace have no headspace or bubble is <math><6\text{mm}</math> (1/4").	True	
Multiphasic samples are not present.	True	
Samples do not require splitting or compositing.	True	
Residual Chlorine Checked.	N/A	

# Login Sample Receipt Checklist

Client: FPL Energy Solar Partners III-VII, LLC

Job Number: 440-292395-1

**Login Number: 292395**

**List Number: 2**

**Creator: Ortiz-Luis, Michael**

**List Source: Eurofins Calscience LLC**

**List Creation: 12/07/21 11:16 AM**

Question	Answer	Comment
Radioactivity wasn't checked or is <math>\leq</math> background as measured by a survey meter.	N/A	
The cooler's custody seal, if present, is intact.	N/A	
Sample custody seals, if present, are intact.	N/A	
The cooler or samples do not appear to have been compromised or tampered with.	True	
Samples were received on ice.	True	
Cooler Temperature is acceptable.	True	
Cooler Temperature is recorded.	True	3.5, 3.3
COC is present.	True	
COC is filled out in ink and legible.	True	
COC is filled out with all pertinent information.	True	
Is the Field Sampler's name present on COC?	False	Received project as a subcontract.
There are no discrepancies between the containers received and the COC.	True	
Samples are received within Holding Time (excluding tests with immediate HTs)	True	
Sample containers have legible labels.	True	
Containers are not broken or leaking.	True	
Sample collection date/times are provided.	True	
Appropriate sample containers are used.	True	
Sample bottles are completely filled.	True	
Sample Preservation Verified.	True	
There is sufficient vol. for all requested analyses, incl. any requested MS/MSDs	True	
Containers requiring zero headspace have no headspace or bubble is <math><6\text{mm}</math> (1/4").	True	
Multiphasic samples are not present.	True	
Samples do not require splitting or compositing.	True	
Residual Chlorine Checked.	N/A	

