

DOCKETED

Docket Number:	21-IEPR-03
Project Title:	Electricity and Natural Gas Demand Forecast
TN #:	240957
Document Title:	Presentation - Senate Bill 350 Historical Context
Description:	3A. Michael Kenney
Filer:	Raquel Kravitz
Organization:	California Energy Commission
Submitter Role:	Energy Commission
Submission Date:	12/15/2021 9:07:51 PM
Docketed Date:	12/15/2021

Senate Bill 350: Historical Context

December 16, 2021



Michael Kenney

Energy Assessments Division

California Energy Commission



SB 350 Statute

Senate Bill 350 (De León, Chapter 547, Statutes of 2015)

- Double statewide energy efficiency savings by 2030.
- Include programs that save energy using cleaner fuels to reduce greenhouse gas emissions.
- Cost-effective, feasible, and not adversely impact public health and safety.



Assessing Energy Savings

IOU Programs Historical/Committed Savings

EE Stats & CEDARS



IOU Programs Projected Savings

CPUC P&G Study

POU Programs Historical/Committed Savings

Annual 1037 reports

POU Programs Projected Savings

CMUA P&G Study



Codes & Standards Savings

CPUC P&G Study

Beyond Utility Programs

including additional Codes & Standards

Cumulative
Annual
*Energy
& GHG*
Savings

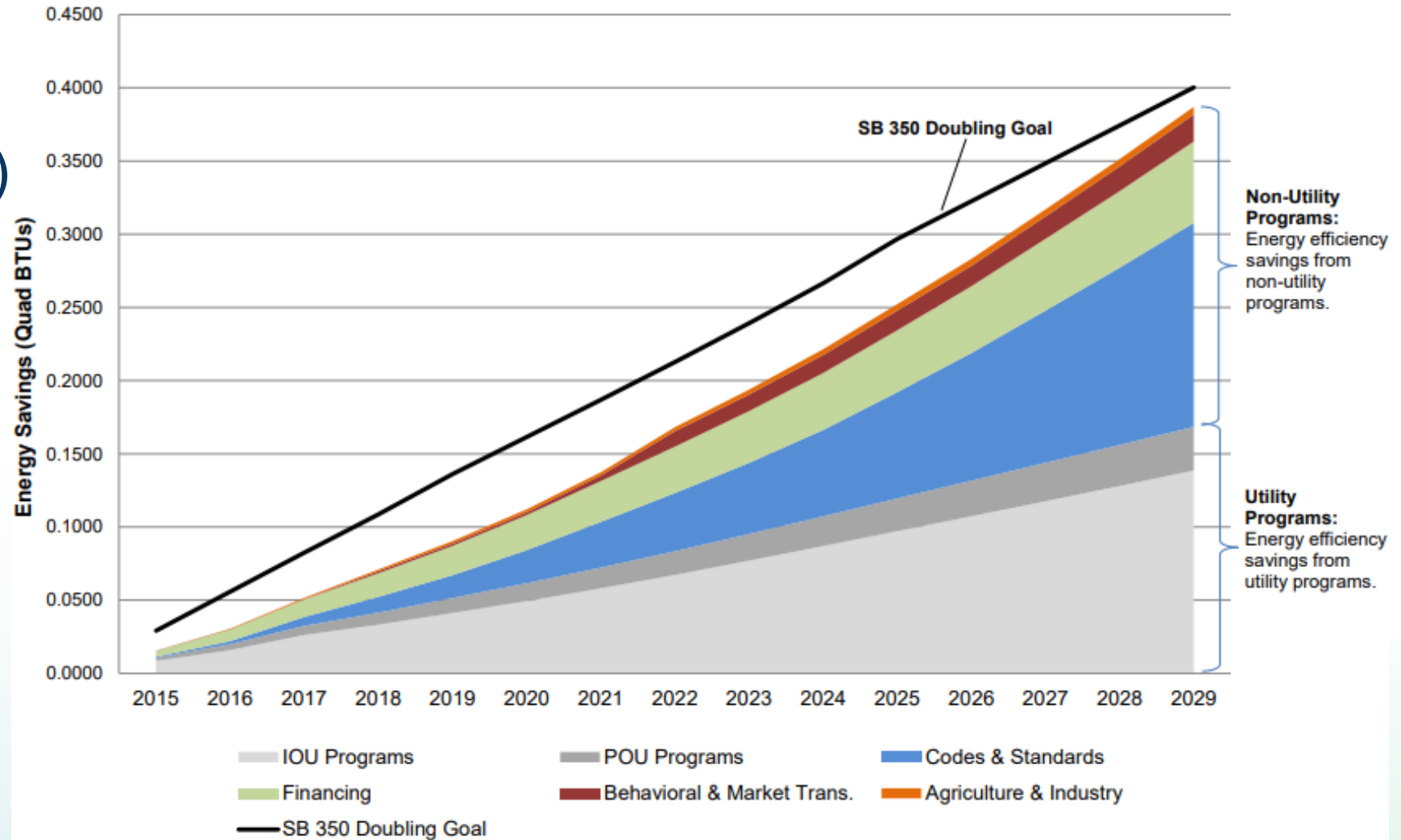
2015-2029



SB 350 2017 Report

Goals Set: 0.4
Quadrillion Btu (Quads)
of cumulative energy
savings

Estimated Outcome:
Short of 2030 goal





SB 350 2019 Report Updates

Incorporated in 2019 California Energy Efficiency Action Plan

Explored new savings from:

- Industrial & Agricultural sectors
- Fuel Substitution
- Conservation Voltage Reduction
- Impacts on low income/disadvantaged communities



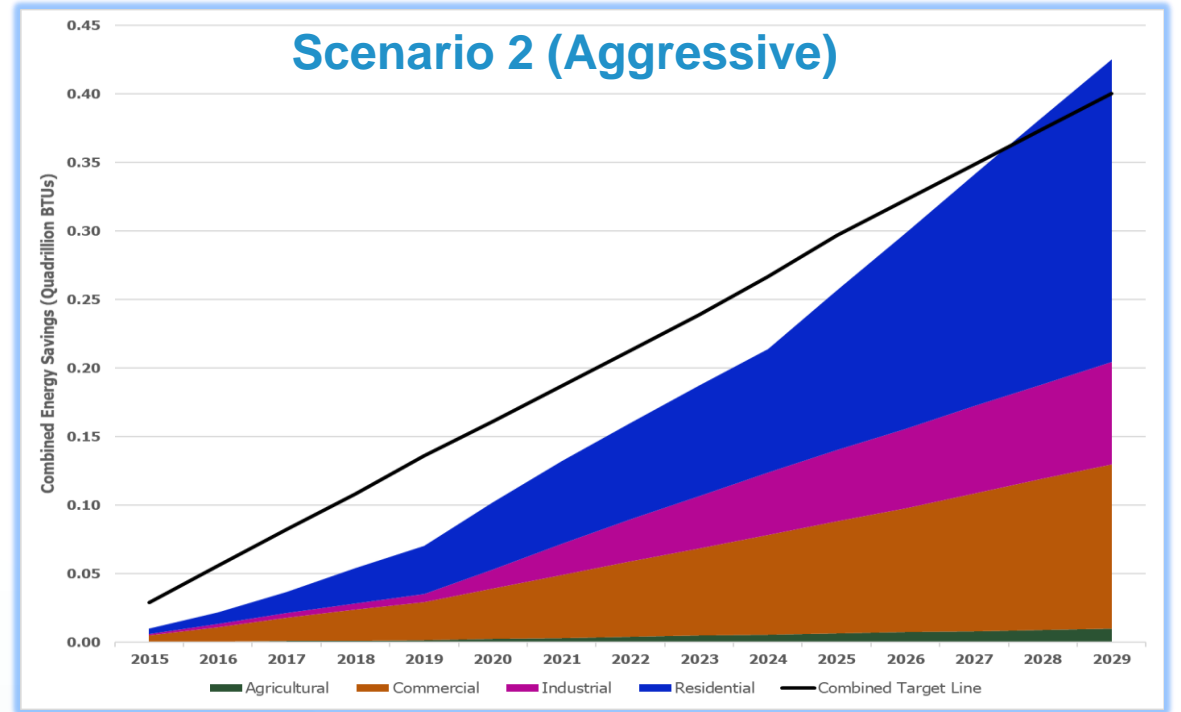
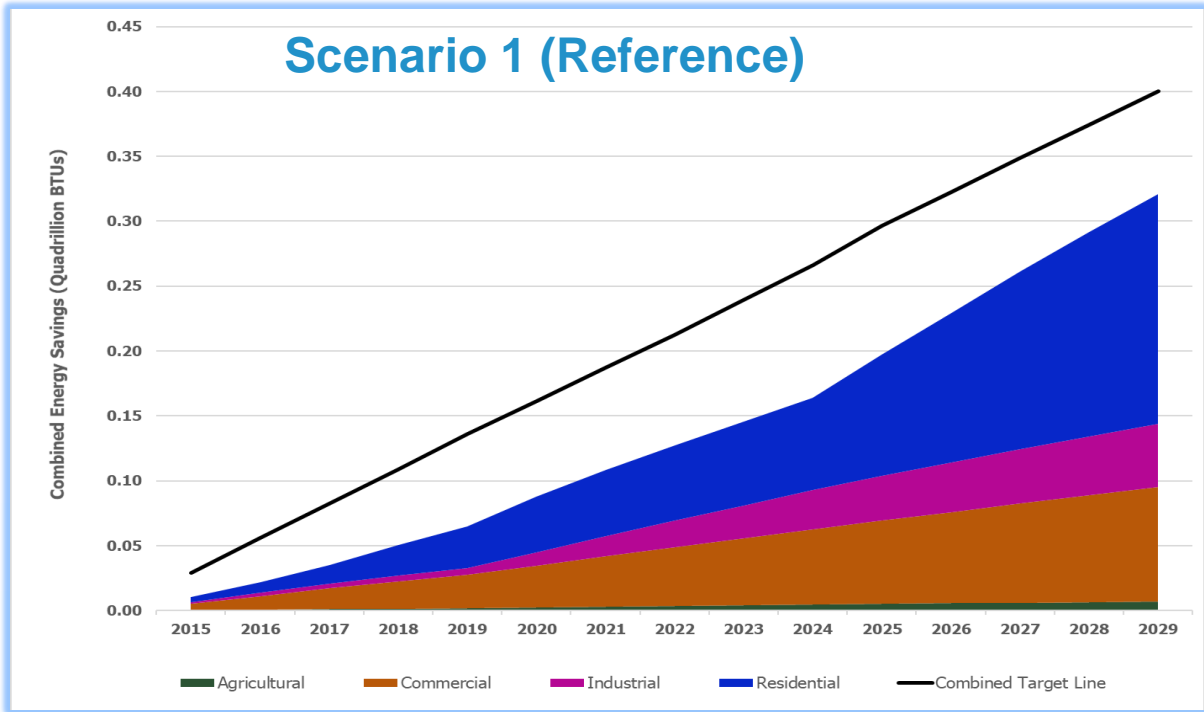
Other Updates in 2019

Upgraded tool to:

- Track, analyze, and project savings
- Create scenarios based on a range of program variables i.e., compliance rates, funding, market penetration
- Compile first year savings data
- Calculate cumulative savings
- **Report energy savings & GHG reductions**



SB 350 2019 tracking update



★ IOU Programs	Increased market strength, financing programs broadly available, higher incentive levels
POU Programs	Added new measures, increased promotional expenditures, implemented early retirement programs
Codes & Standards	Additional new measures & enhanced compliance rates
Beyond Utility Programs ★ ex. Fuel Substitution	Enhanced participation and funding ex. all electric new construction rising linearly from 0-10% vs. 25% in 2030

Contact Information
Michael Kenney
Michael.kenney@energy.ca.gov

