

DOCKETED	
Docket Number:	21-IEPR-05
Project Title:	Natural Gas Outlook and Assessments
TN #:	239017
Document Title:	Presentation - Introduction of EPIC Initiative The Role of Green Hydrogen in a Decarbonized CA - A Roadmap and Strategic Plan
Description:	S1.01 Mike Petouhoff, CEC
Filer:	Raquel Kravitz
Organization:	California Energy Commission
Submitter Role:	Commission Staff
Submission Date:	7/27/2021 9:36:05 AM
Docketed Date:	7/27/2021



California Energy Commission

Panel Moderator: Mike Petouhoff, Manager, Energy Systems Research Office, ERDD

Introduction of EPIC Initiative: The Role of Green Hydrogen in a Decarbonized CA- A Roadmap and Strategic Plan

Panel: National and International Applications



H2 Roadmap

Data Gathering

Green H2
Generation

Distribution &
Storage Technology

Some
Priority End Uses

- Staff Collaboration
- Prior CEC Research
- Information Sharing and Working Groups
 - Denmark
 - Germany
 - Finland
- In State Collaboration
- Workshops
 - EPIC- July 1
 - IEPR- July 28



H2 Roadmap

Data Gathering

- Staff Collaboration
- Prior CEC Research
- Information Sharing and Working Groups
 - Denmark
 - Germany
 - Finland
- In State Collaboration
- Workshops
 - EPIC- July 1
 - IEPR- July 28

Green H2 Generation

- Current Tech
 - Alkaline
 - Proton-exchange membrane (PEM)
 - Solid oxide
 - Photon-based
- Emerging Tech
 - Salt water
 - Non-water Electrolytes

Distribution & Storage Technology

Some Priority End Uses



H2 Roadmap

Data Gathering

- Staff Collaboration
- Prior CEC Research
- Information Sharing and Working Groups
 - Denmark
 - Germany
 - Finland
- In State Collaboration
- Workshops
 - EPIC- July 1
 - IEPR- July 28

Green H2 Generation

- Current Tech
 - Alkaline
 - Proton-exchange membrane (PEM)
 - Solid oxide
 - Photon-based
- Emerging Tech
 - Salt water
 - Non-water Electrolytes

Distribution & Storage Technology

Technology Options

- Gaseous in Tanks
- Tube Trucks
- Pipelines
- Geologic Storage

Other Forms of H2

- Liquid H2
- Ammonia NH3
- Green CH4

Eco System Examples

- Land Base PV-H2
- Offshore Wind - H2

Some Priority End Uses



H2 Roadmap

Data Gathering

- Staff Collaboration
- Prior CEC Research
- Information Sharing and Working Groups
 - Denmark
 - Germany
 - Finland
- In State Collaboration
- Workshops
 - EPIC- July 1
 - IEPR- July 28

Green H2 Generation

- Current Tech
 - Alkaline
 - Proton-exchange membrane (PEM)
 - Solid oxide
 - Photon-based
- Emerging Tech
 - Salt water
 - Non-water Electrolytes

Distribution & Storage Technology

- Technology Options
 - Gaseous in Tanks
 - Tube Trucks
 - Pipelines
 - Geologic Storage
- Other Forms of H2
 - Liquid H2
 - Ammonia NH3
 - Green CH4
- Eco System Examples
 - Land Base PV-H2
 - Offshore Wind - H2

Some Priority End Uses

- Electric generation and storage
 - Firm Dispatchable Decarbonized Generation
- Transportation (FCV)
- Hard to electrify applications (ex. high-heat industrial)



H2 Roadmap Approach

Keeping hydrogen's role in focus

- Establish a hydrogen (H2) roadmap with ongoing updates
- Follow on research and demonstration projects will focus on data gaps
- Next updates will reflect research and industry progress milestones





Hydrogen Classifications

Hydrogen (H₂) is classified by color into three types according to the feedstock used and method of H₂ production: gray, blue, and green.



- **Gray hydrogen** is produced from fossil fuel feedstocks without carbon capture at the point of production.
- **Gray hydrogen** accounts for more than 95% of global hydrogen production today.



- **Blue hydrogen** is produced from fossil fuel feedstocks with carbon capture at the point of production.
- **Blue hydrogen** exhibits significant potential in reducing emissions in end-use segments in the near term.



Green hydrogen encompasses multiple carbon-neutral production pathways:

- **Electrolytic hydrogen** or power-to-gas (P2G), is the conversion of electrical power into a gaseous energy carrier, such as hydrogen or methane, using an electrolyzer. When powered with renewable electricity, P2G is a green hydrogen source.
- **Other green hydrogen** generation pathways exist, including biogas reforming and artificial photosynthesis.



Key Driver: H2 for Grid Reliability

- SB10 Scenarios show up to 15 GW of Firm Dispatchable Generation May be needed (p13) – Trade offs with Long Duration Storage
- Modelling included SB100 “Core” option and “Study” (no combustion) options- w incremental cost of “no combustion” option of \$8Billion/Year
- H2 Generation may have less land use impacts than other sources

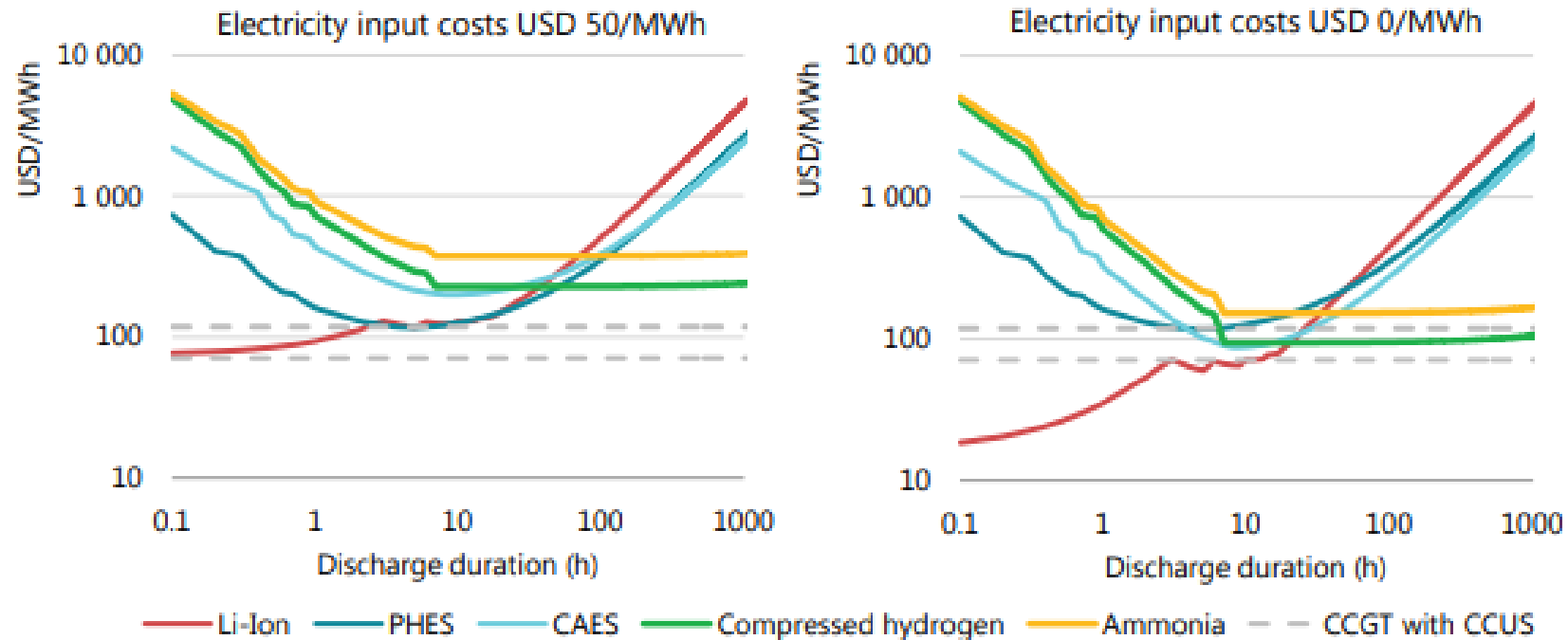




Why H₂? Long Duration Storage Medium

Hydrogen's value as a storage medium is derived from its ability to be cost-effectively stored for long durations relative to other current storage technologies such as Lithium Ion and Pumped Hydro

Figure 64. Levelised costs of storage as a function of discharge duration



Compare H₂ cost and performance to other forms of LDS as they both evolve

Notes: PHES = pumped-hydro energy storage; CAES = compressed air energy storage; Li-Ion = lithium-ion battery. Compressed hydrogen storage refers to compressed gaseous storage in salt caverns, ammonia storage to storage in tanks.

Source: IEA 2019. All rights reserved.



Green H2 Ecosystem examples



CA Land Based PV + H2



CA Land Offshore Wind + H2

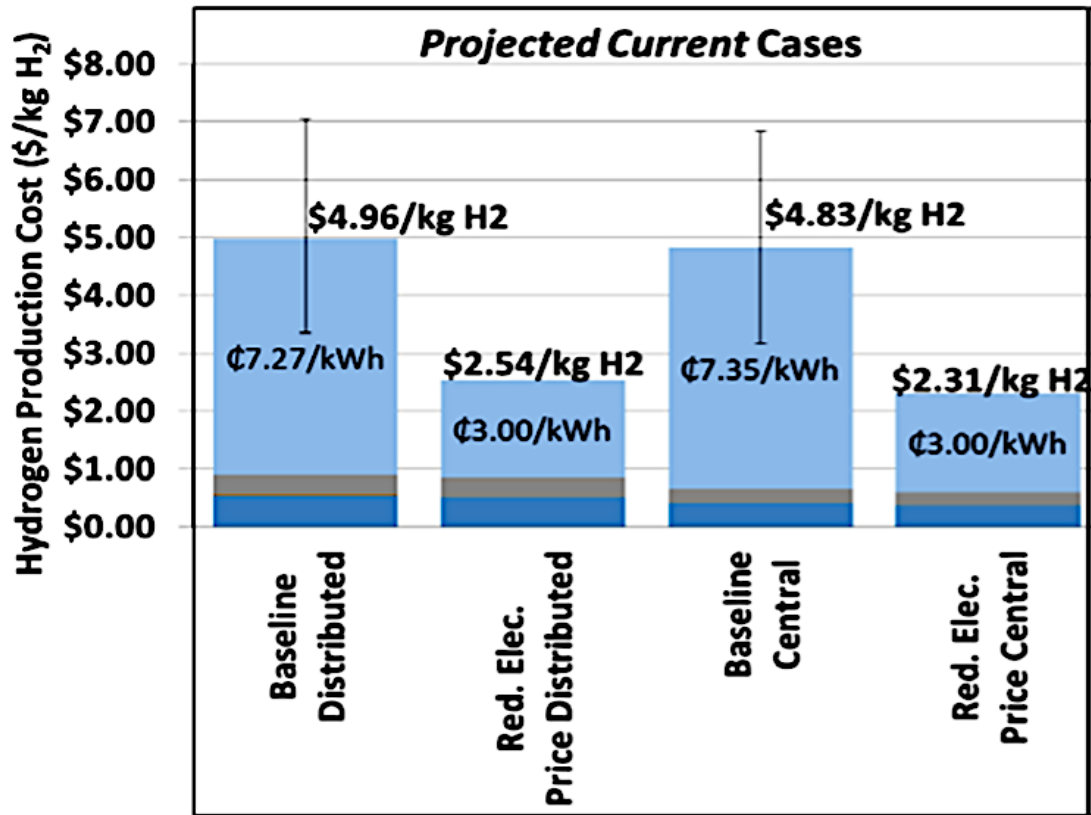


Example: North Sea Wind + H2



Clean Electricity input costs dominate the economics for electrolysis

Note the difference when ¢/kWh costs drop from 7¢ to 3¢.



Relevant to

- Curtailed Clean PV or Wind
- Optimizing Purpose Built PV or Wind

PEMEC Example

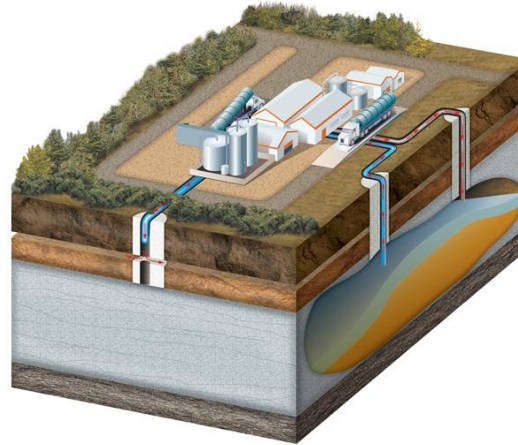
The cost of electricity is the top (light blue) section of each stacked bar

- The two bars on the left are for distributed H₂
- The two bars on the right are for centrally produced H₂





H2 Storage and Distribution Technologies



- Compressed gaseous H2 tanks
- Pipelines for gaseous H2
- Geologic storage
 - depleted oil and gas fields or storage structures
- Liquid H2 tanks





End Use Main Points

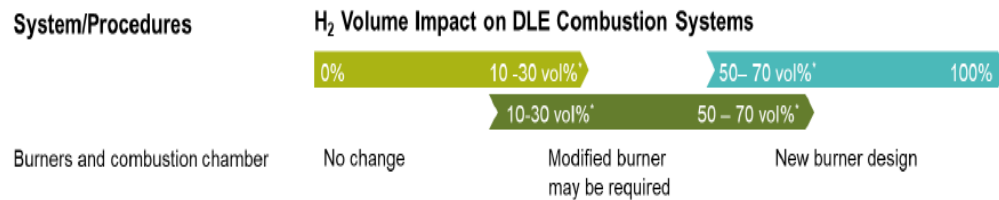
For Grid Scale H₂ Power Solutions-

- H₂ Turbines generally more cost effective than H₂ Fuel Cell
- Local Criteria Pollutants (NO_x) are an issue for turbines

H₂ in Natural Gas Pipelines

- H₂ is limited in natural gas pipelines to blending of 20% by volume or 7% by weight, due to metallurgical embrittlement and related issues.
- H₂ may be transmitted in dedicated purpose-built pipes at 100%- and these are common in the petroleum industry
- A process can convert Green H₂ + CO₂ > Green CH₄, which can be transmitted in natural gas pipelines and used in the same way as fossil sourced natural gas, but its decarbonized

H₂ Behaves differently than Fossil Sourced CH₄ in end use appliances



*Percentage varies from GT model to model and emission limit requirements

Figure 7: Hydrogen fuel volume impacts on DLE combustion systems




Figure 5 - Hydrogen and Propane Flames in Daylight (Photo courtesy of HAMMER)



Figure 6 - Hydrogen and Propane Flames at Night (Photo courtesy of ImageWorks)



Green H₂ to Green CH₄ Case Study: Audi e-gas plant in Werlte, Germany



Electrolyzers (3 x 2 MW)



Methanation Unit



Green CH₄ can be both a by clean product of Green H₂, and also a competing decarbonized fuel from Biogas



Evaluation of Green H2 End Uses & Alternatives

The H2 Roadmap requires that we consider alternatives to H2 for each end use

End Use	Green H2	Green CH4
Firm Dispatchable Decarbonized Grid Generation FDDG <i>(SB100 report shows that up to 15 GW of FDDG may be needed)</i>	<ol style="list-style-type: none"> Needs updated H2 Turbines and delivery system Compare costs to Long Duration Energy Storage 	<ol style="list-style-type: none"> Can use existing Generation and pipeline Compare Costs to Long Duration Energy Storage
Transportation Uses <i>(contextualize with BEVs)</i>	Fuel cell vehicles <i>(As FCV and BEVs evolve)</i>	Initially provided easy conversion of combustion engines, but those are being phased out
Stationary End Uses <i>(in the context of electrification)</i> <i>(e.g. legacy building stock)</i> <i>(e.g. selected high-heat industrial)</i>	<ul style="list-style-type: none"> may need end use appliance change and new delivery systems delivery cost needs to be defined 	<ul style="list-style-type: none"> Same appliances Same pipeline



Accelerating Hydrogen Research in ERDD

Investment Area	<u>\$19M invested</u>
Generation and storage	<ul style="list-style-type: none">• Wind to H2 storage for load shifting• Solar to H2 for 100-hour storage in metal hydrides• Lowering the energy and cost of electrolysis with advanced non water electrolytes
Mobile H2 for PSPS	<ul style="list-style-type: none">• Mobile H2 production and energy storage, emergency power & PSPS resiliency
Transportation	<ul style="list-style-type: none">• Fuel Cell Railway switcher locomotive• Fuel Cell Tugboat• Fuel Cell Harbor craft and mobile refueling system



Upcoming Research for ERDD

Investment Area	Details
Generation	<ul style="list-style-type: none">• Cost Reduction and Efficiency Improvement for Renewable H2 Production• Developing and Demonstrating H2 Power Generation Systems
Delivery & Storage	<ul style="list-style-type: none">• Green Hydrogen, A Roadmap and Strategic Plan for a Decarbonized CA• Hydrogen Blending Validation
Transportation	<ul style="list-style-type: none">• H2 Fuel Cell Truck and Bus Tech, Integration and Demonstration• Advanced Hydrogen Refueling Infrastructure Solutions for Heavy Transport
Buildings and Industrial	<ul style="list-style-type: none">• Effects of Hydrogen in end use Appliances for Large Commercial Buildings and Industrial Applications• Likely Industrial Candidates for Hydrogen Adoption



Fuels and Transportation Investments

Investment Area	<u>\$194.5M invested</u>
Fueling Infrastructure	\$169.4M
Hydrogen Production	\$7.9M
Fuel Standards and Equipment Certification	\$3.9M
Light-Duty ZEV Deployment (CVRP support)	\$0.7M
Medium- & Heavy- Duty Advanced Vehicle Technology Demonstration	\$11.9M
Regional Alternative Fuel Readiness and Planning	\$0.8 M



Panels

And now for our panelists!