

DOCKETED

Docket Number:	09-AFC-06C
Project Title:	Blythe Solar Power Project - Compliance
TN #:	235558-1
Document Title:	Blythe Solar PPE Procedure
Description:	N/A
Filer:	Glen T King
Organization:	NextEra Energy
Submitter Role:	Applicant
Submission Date:	11/10/2020 1:21:59 PM
Docketed Date:	11/10/2020

POWER GENERATION DIVISION	Safety Management System (SMS)		DOCUMENT NUMBER: 1612210800
	DOCUMENT LEVEL: GLOBAL LOCATION: NEER		LEVEL OF USE: INFORMATION USE
	DOCUMENT NAME: SMS 214 Personal Protective Equipment		
	REVISION NUMBER: 17	REVISION DATE: 7/30/2020	Page 1 of 24

Users are responsible for ensuring they have the current revision of the document prior to use.

TABLE OF CONTENTS

SECTION	PAGE
1.0 PURPOSE AND SCOPE.....	2
2.0 REFERENCES AND COMMITMENTS.....	2
3.0 INSTRUCTIONS.....	4
3.1 General Requirements	4
3.2 Specific PPE Requirements	5
3.3 Training Requirements	9
4.0 DEFINITIONS.....	10
5.0 REVISION HISTORY.....	10
Attachment 1, PPE Hazard Assessment Certification (HAC)	11
Attachment 2, Proper PPE Doff and Don PPE Technique	12
Attachment 3, Footwear Inspection Guide	13
Attachment 4, PGD Approved Hand Protection.....	14
Attachment 5, PGD Approved Eye Protection	17
Attachment 6, SafeVision Ordering	21
Attachment 7, Prescription Eyewear Specification Checksheet.....	23
Attachment 8, Safety Headwear Check Sheet.....	24

POWER GENERATION DIVISION	DOCUMENT NAME: SMS 214 Personal Protective Equipment		DOCUMENT NUMBER: 1612210800
	REVISION NUMBER: 17	LEVEL OF USE: INFORMATION USE	Page 2 of 24

1.0 PURPOSE AND SCOPE

1.1.1. The purpose of this policy is to provide safety requirements when Power Generation Division (PGD) NextEra Energy Resources (NEER) employee(s) select, use, and care for Personal Protective Equipment (PPE) on PGD NEER work locations.

1. Additional safety requirements for specific PPE can be found in applicable SMS (e.g., SMS 215 Fall Prevention & Protection, SMS 248 Electrical Arc Flash Protection, etc.)

2.0 REFERENCES AND COMMITMENTS

2.1 Performance References

2.1.1. None

2.2 Developmental References

- 2.2.1. OSHA 29 CFR 1910.132 Personal Protective Equipment - General Requirements
- 2.2.2. OSHA 29 CFR 1910.133 Eye and Face Protection
- 2.2.3. OSHA 29 CFR 1910.134 Respiratory Protection
- 2.2.4. OSHA 29 CFR 1910.135 Head Protection
- 2.2.5. OSHA 29 CFR 1910.136 Foot Protection
- 2.2.6. OSHA 29 CFR 1910.137 Electrical Protective Equipment
- 2.2.7. OSHA 29 CFR 1910.138 Hand Protection
- 2.2.8. OSHA 29 CFR 1910.1030 Bloodborne Pathogens
- 2.2.9. OSHA 29 CFR 1926.502 Fall Protection
- 2.2.10. ASTM F2413 - Protective Footwear - American Society for Testing Materials.
- 2.2.11. ANSI Z87.1-2010 - Practice for Occupational and Educational Personal Eye and Face Protective Devices - American National Standards Institute
- 2.2.12. ANSI/SEA 89.1-09 - Industrial Head Protection - International Safety Equipment Association
- 2.2.13. ANSI 107-2010 - Standard for High Visibility Safety Apparel & Headwear
- 2.2.14. SMS 205 Hearing Conservation
- 2.2.15. SMS 206 Respiratory Protection
- 2.2.16. SMS 215 Fall Prevention & Protection
- 2.2.17. SMS 248 Electrical Arc Flash Protection

POWER GENERATION DIVISION	DOCUMENT NAME: SMS 214 Personal Protective Equipment		DOCUMENT NUMBER: 1612210800
	REVISION NUMBER: 17	LEVEL OF USE: INFORMATION USE	Page 3 of 24

2.2.18. SMS 275 Safety MarketPlace Process

2.3 Commitments

POWER GENERATION DIVISION	DOCUMENT NAME: SMS 214 Personal Protective Equipment	DOCUMENT NUMBER: 1612210800
	REVISION NUMBER: 17	LEVEL OF USE: INFORMATION USE

3.0 INSTRUCTIONS

3.1 General Requirements

- 3.1.1. A Hazard Assessment Certification (HAC) shall be conducted to assess and determine if workplace hazards are present (or are likely to be present) during normal operations, which may require the need for personal protective equipment (PPE) for employee safety.
1. Attachment 1, PPE Hazard Assessment Certification (HAC).
 - a. Completed HACs shall be signed by Site Management and posted in a visible location.
 2. Hazard Assessment Certification (HAC) shall be updated whenever:
 - a. New equipment, chemical or process is installed or updated.
 - b. There has been a significant employee safety or health incident.
 3. **WIND ONLY:** A HAC shall be complete for each of the following work areas at all wind sites during NORMAL operation;
 - a. O&M Building.
 - b. Wind Turbine Locations (outside O&M Laydown Yard).
 - c. Substation.
- 3.1.2. PPE required for job/task based upon expected hazards of work to be performed shall be identified on every pre-job Risk Assessment (i.e., RAMF, iRAMF).
- 3.1.3. All PPE shall be inspected, cleaned and maintained prior to each use by user.
1. If damaged or not in proper working order, PPE shall be immediately taken out of service, discarded, and replaced.
- 3.1.4. Site Management shall provide approved PPE through NEE ISC MarketPlace; for process on how to procure PPE, refer to SMS 275 Safety MarketPlace Process.
- 3.1.5. For proper way to remove certain PPE (i.e., head and eye protection), refer to Attachment 2, Proper PPE Doff and Don PPE Technique.
- 3.1.6. Shorts, cut-off trousers, sleeveless shirts or abbreviated apparel are prohibited from being worn to perform work; employees shall not wear rings, watches, jewelry, or loose clothing when working on or near energized lines, moving machinery, or other areas that constitutes a hazard.

POWER GENERATION DIVISION	DOCUMENT NAME: SMS 214 Personal Protective Equipment	DOCUMENT NUMBER: 1612210800
	REVISION NUMBER: 17	LEVEL OF USE: INFORMATION USE

3.2 Specific PPE Requirements

3.2.1 Protective Footwear

1. Protective footwear shall meet the requirements of ASTM F2413 for impact (I) and compression (C) ratings of the protective toe cap, fully cover the ankle (minimum 4 inches - boot height), have oil resistant and non-skid soles with a defined heel, and shall be worn in all non-office work locations (i.e., designated work areas). Safety footwear shall be rated for Conductive (CD) and Electrical (EH) hazards protection.
2. High top (6 inch minimum) footwear shall be worn when welding, using a cutting torch or when handling hot solder, hot compounds, or other hot materials (such as cad welds).
 - a. High top footwear is not required for electrical bench soldering.
3. Sandals, open-toed, or low-cut athletic shoes are prohibited in non-office work locations.
4. **EXCEPTION:** Approved foot protection is not required in the following locations and circumstances:
 - a. Office areas.
 - b. While entering and leaving plant/site from work shift.
 - c. Visitors that are escorted by knowledgeable employees who assume responsibility of the individual(s) being escorted.
5. Employees shall wear ice cleats while walking outside when ice or snow is present, unless doing so would create a more hazardous condition (e.g., when walking on metal stairs and surfaces).
 - a. Mid Sole style ice cleats may remain installed on the boots and rotated when working indoors or driving.
 - b. Full boot style ice cleats shall be removed when working indoors or driving vehicles.
 - c. Ice cleats shall not be worn when climbing ladders.
6. Foot protection with exposed steel or composite toe shall not be worn and immediately replaced.
7. Proper chemical resistant footwear shall be worn when there is a possibility of hazardous chemicals contact.
8. For guidance on inspecting footwear, refer to Attachment 3, Footwear Inspection Guide

3.2.2 Head Protection

POWER GENERATION DIVISION	DOCUMENT NAME: SMS 214 Personal Protective Equipment	DOCUMENT NUMBER: 1612210800
	REVISION NUMBER: 17	LEVEL OF USE: INFORMATION USE

1. Hard Hats

- a. Hard hats shall be worn in any posted “Hard Hat Area”, or where a potential overhead hazard exists (e.g., flying or falling objects, overhead obstructions, etc.).
 - (1) Hard hats shall meet ANSI Z89.1-2009 standards.
- b. Hard hats shall be inspected by employees for wear and damage using the [attachment 8](#): Safety Headwear Checklist, as a guideline before use (no documentation is required for this inspection). Defective hard hats shall be replaced and properly disposed of. Defects may include: chipping, cracking, crazing pattern, deep scratches, indentations, discoloration, or chalky appearance. Hard hats shall not be altered in any way (e.g., painting, drilling holes for ventilation).
- c. Service life of the standard MSA Type I Class E Protective Helmet is:
 - (1) Suspension: Replace every year or if a defect is observed, and only with new MSA suspension.
 - (2) Shell: 5 years of Service Life from date of manufacture.
 - (3) Date of manufacture is embossed on the underside of the hard hat bill.
- d. Applying approved stickers or decals shall only be performed in accordance with manufacturer's instructions and kept to a minimum.

2. WIND ONLY Safety Helmet

- a. Wind safety helmets shall be worn before exiting vehicles on wind turbine access roads and at all times at Wind turbine locations or in substations, whether performing work or not.
- b. Wind safety helmets shall be inspected by employees for wear and damage using [attachment 8](#): Safety Headwear Checklist, as a guideline (no documentation is required for this inspection). Defective helmets shall be replaced and properly disposed of. Defects may include: chipping, cracking, crazing pattern, deep scratches, indentations, discoloration, or chalky appearance. Helmets shall not be altered in any way (e.g., painting).
- c. Service life of the PGD Wind standard Petzl safety helmet Type 1 class E is:
 - (1) 10 years from the embossed date of manufacture, found near the center of the helmet and/or as indicated by the first 2 digits of the helmets serial number on the sticker.
- d. With the exception of the replaceable foam comfort lining, the wind safety helmet suspension is not replaceable. In the event the lining becomes unserviceable, the helmet shall be replaced.

POWER GENERATION DIVISION	DOCUMENT NAME: SMS 214 Personal Protective Equipment	DOCUMENT NUMBER: 1612210800
	REVISION NUMBER: 17	LEVEL OF USE: INFORMATION USE

3.2.3. Hand Protection

1. Only PGD approved hand protection shall be worn when hands are exposed to cut, laceration, abrasion, puncture or impact hazards; refer to Attachment 4, PGD Approved Hand Protection.
2. Specialty gloves shall be worn when required (e.g., working with chemicals, welding, extreme temperatures, high dexterity tasks, arc flash, etc.).
3. When using chemicals, hand protection shall be selected based on hazards of the chemical, absorption potential, and suitability for the task.
 - a. Refer to the chemical's Safety Data Sheet (SDS) for guidance on the correct glove selection for chemical hazards.
 - b. Employees shall remove hand protection in such a manner as to prevent skin contamination.

3.2.4. Eye and Face Protection

1. Only PGD approved non-prescription safety eyewear (ANSI/ISEAS Z87.1-2014) with integrated side shields or wrap-around design, and with foam, rubber, or hard plastic lining shall be worn in non-office work locations (i.e., designated work areas); refer to Attachment 5, PGD Approved Eye Protection.
 - a. Approved eyewear shall be marked with ANSI/ISEAS Z87.1.
2. If potential eye injury is greater, goggles, special purpose chemical splash goggles or face shield shall be worn; if using a face shield, safety glasses or goggles shall be worn under face shield.
 - a. Two layers of eye protection (i.e., face shield and safety glasses/goggles) shall be worn during activities that generate metal particles (e.g., grinding, cutting, etc.) or if electrical switching and/or grounding is taking place.
3. Caution shall be used when removing eyewear as debris may have collected on top of foam lining; refer to Attachment 2, Proper PPE Doff and Don PPE Technique.

POWER GENERATION DIVISION	DOCUMENT NAME: SMS 214 Personal Protective Equipment	DOCUMENT NUMBER: 1612210800
	REVISION NUMBER: 17	LEVEL OF USE: INFORMATION USE

4. PGD NEER employees who wear prescription eyewear and whose work environment requires routine use of safety eyewear shall order, obtain and wear safety eyewear according to one of the options below.
 - a. Option 1: Through PGD approved preferred prescription eyewear vendor SafeVision; refer to Attachment 6, SafeVision Ordering.
 - b. Option 2: Purchase safety eyewear at vendor of choice which meets ALL of the following criteria; refer to **Error! Reference source not found.**
 - (1) Meets ANSI Z87.1 requirements and has visible, clear, and permanent "Z87" marking on frame.
 - (2) Constructed with a wrap-around frame (no side shields) for side protection.
 - (3) Manufactured with foam, rubber or hard plastic lining completely around the eyes with no large gaps between the face and frames to prevent particles from entering the eye; ensure foam/rubber lining is replaceable and replaced upon first signs of lining deterioration.
5. Goggles designed to seal against face and prevent airborne dust and debris entering eyes shall be worn in activities such as, but not limited to;
 - a. Entering/exiting and working inside HRSGs, boilers, hotwells, condensers.
 - b. Working or traveling through all other areas where airborne particles are present and create a significant eye hazards.
 - c. Working on an overhead surface or object requiring employee to face upward (e.g., cleaning slip rings in a wind turbine generator).
 - d. When handling or working with corrosive or toxic materials.
 - e. If potential for eye injury exposure is identified during risk assessment.
6. Appropriate welding shields/shaded lenses shall be worn during arc/oxyacetylene welding, brazing, soldering, or cutting.

3.2.5. Hearing Protection

1. Suitable hearing protection (i.e., ear plugs and muffs) shall be worn when noise exposure is above the OSHA 8-hour Time Weighted Average (TWA) Permissible Exposure Limit (PEL) of 85 decibels; in areas where noise exceeds 100 dB, both ear plugs and ear muffs shall be worn; refer to SMS 205 Hearing Conservation.

POWER GENERATION DIVISION	DOCUMENT NAME: SMS 214 Personal Protective Equipment		DOCUMENT NUMBER: 1612210800
	REVISION NUMBER: 17	LEVEL OF USE: INFORMATION USE	Page 9 of 24

3.2.6. Fall Prevention & Protection

1. Employees on a walking-working surface with an unprotected side, edge or floor opening 4 feet or greater above lower level shall utilize fall prevention and protection systems; refer to SMS 215 Fall Prevention & Protection.

3.2.7. Body Protection

1. Shorts, cut-off trousers, sleeveless shirts, or abbreviated apparel are prohibited.
2. Body protection shall be required when performing any task that has the possibility of causing injury to employee body parts (e.g., steam/ hot surfaces, corrosives, cutting/welding); refer to applicable SMS (e.g., SMS 231 Welding and Cutting, SMS 232 Hot Work, SMS 248 Electrical Arc Flash Protection).

3.2.8. Respiratory Protection

1. Appropriate respiratory protection shall be worn when engineering or administrative controls fail to limit exposure to airborne contaminants (i.e., dust, fumes, gases, vapors, or mist) to levels below the OSHA's PEL; refer to SMS 206 Respiratory Protection.

3.3 Training Requirements

3.3.1. Any employee who may select, use, and care for PPE shall be trained; training shall consist of web-based content as specified below:

1. S-Personal Protective Equipment (PGD_6362)

3.3.2. Training shall be conducted in the following intervals;

1. Assigned during initial job hiring.
2. Retraining, if applicable when;
 - a. Site Management has reason to believe that employee who has already been trained does not have the understanding, knowledge or skills required to use PPE.
 - b. Changes in new PPE that render previous training obsolete.

3.3.3. Additional, task specific PPE training may be required; refer to applicable SMS (e.g., SMS 206 Respiratory Protection, SMS 215 Fall Prevention & Protection, etc.) for training requirements.

END of Instructions

POWER GENERATION DIVISION	DOCUMENT NAME: SMS 214 Personal Protective Equipment		DOCUMENT NUMBER: 1612210800
	REVISION NUMBER: 17	LEVEL OF USE: INFORMATION USE	Page 10 of 24

4.0 DEFINITIONS

- 4.1.1. American National Standards Institute (ANSI) – National voluntary development organization for safety and consensus standards.
- 4.1.2. American Society for Testing and Materials (ASTM) – National voluntary development organization for technical standards for materials, products, systems and services.
- 4.1.3. Hazard Assessment Certification (HAC) – Signed and dated workplace assessment to determine hazards which necessitate use of specific PPE.
- 4.1.4. Personal Protective Equipment (PPE) – Equipment that provides protection, which includes, eye/face protection, head protection, hearing protection or other garments or equipment designed to protect the person from injury.
- 4.1.5. Safety Data Sheets (SDS) – OSHA system for presenting physical, safety, and health hazard and control information in Globally Harmonized System (GHS) 16-section document
- 4.1.6. Safety Goggles – Eyewear designed to seal against your face and prevent airborne dust and debris entering the eyes; typically have a headband to ensure a tight seal
- 4.1.7. Special Purpose Goggles – Eyewear designed for a specific purpose (e.g. Chemical resistant, arc welding, etc.)

5.0 REVISION HISTORY

Rev #	Revision Description (Current Revision only)	Revised by: Job Role
17	<p>Updated section 3.2.1 Protective Footwear - added sub-section 3.2.1.2.a.</p> <p>Updated reference to of SMS 215 Fall Protection to "SMS 215 Fall Prevention & Protection"</p> <p>Revised Developmental References section 2.2 to include applicable OSHA standards and SMS's</p>	PGD Safety

POWER GENERATION DIVISION	DOCUMENT NAME: SMS 214 Personal Protective Equipment	DOCUMENT NUMBER: 1612210800
	REVISION NUMBER: 17	LEVEL OF USE: INFORMATION USE

Attachment 1, PPE Hazard Assessment Certification (HAC)

<p>Eye/Face Protection</p> <p>___ Safety Glasses (ANSI Z 87)</p> <p>___ Goggles (entering /exiting HRSG)</p> <p>___ Face Shield</p> <p>___ Welding Shield /Goggles</p> <p>___ Other: _____</p>	<p>Foot Protection</p> <p>___ Safety Boots (ASTM F2413-11)</p> <p>___ Chemical Resistant Boots</p> <p>___ Ice Cleats</p>
<p>Hand Protection</p> <p>___ Work Gloves</p> <p>___ Chemical Resistant Gloves</p> <p>___ High Dexterity Gloves</p> <p>___ Other: _____</p>	<p>Head Protection</p> <p>___ Hard Hat (Class E – ANSI Z 89)</p> <p>___ ANSI “Bump cap”</p> <p>___ Other: _____</p>
<p>Fall Protection</p> <p>___ Body Harness</p> <p>___ Dual Lanyards</p> <p>___ Suspension Trauma Straps</p> <p>___ Lad Safe (cable grab)</p> <p>___ Chemical Resistant Coveralls</p> <p>___ Apron</p> <p>___ Life Vest</p> <p>___ Other: _____</p>	<p>Hearing Protection</p> <p>___ Ear Plugs</p> <p>___ Ear Muffs</p>
	<p>Lungs Protection</p> <p>___ Chemical Respirator</p> <p>___ Dust Mask</p>

PPE Selection based on Hazard Assessment Conducted by:

_____	_____
Site/Plant Leader Name	Signature

Date	

PGD NEER Safety Management Systems provide information and requirements for the use and selection of personal protective equipment, and hereby certify the workplace hazard assessment has been performed.

POWER GENERATION DIVISION	DOCUMENT NAME: SMS 214 Personal Protective Equipment	DOCUMENT NUMBER: 1612210800
	REVISION NUMBER: 17	LEVEL OF USE: INFORMATION USE

Attachment 2, Proper PPE Doff and Don PPE Technique

Wipe off brim of hard hat before removal of PPE.



While bent forward and looking at the ground, carefully remove hard hat. If debris is on PPE, it will fall away from the face.



Before removing safety eyewear, wipe the top of the safety eyewear, and the forehead, with a clean cloth and brush loose particles from hair.



While bending forward and with your eyes closed, carefully remove safety eyewear. If debris is on PPE, it will fall away from the face.



POWER GENERATION DIVISION	DOCUMENT NAME: SMS 214 Personal Protective Equipment	DOCUMENT NUMBER: 1612210800
	REVISION NUMBER: 17	LEVEL OF USE: INFORMATION USE

Page 13 of 24

Attachment 3, Footwear Inspection Guide

To help aid in what to look for when inspecting footwear, below are some common areas to focus on. Pictures show examples of situations that would require footwear to be replaced

Safety Toe, Steel Shank

Check to ensure safety toe is not exposed as shown below. If footwear has steel shank (used to distribute weight evenly thru the boot) exposed, needs to be replaced.










Midsole and Tread

Check for separation between the midsole and the body. For tread, it should not be smooth or worn out; the pattern and markings should be visible. Check for cuts, cracks, or damage to tread. Replace if needed.



POWER GENERATION DIVISION	DOCUMENT NAME: SMS 214 Personal Protective Equipment	DOCUMENT NUMBER: 1612210800
	REVISION NUMBER: 17	LEVEL OF USE: INFORMATION USE

Attachment 4, PGD Approved Hand Protection

Glove Name	Glove Use	Manufacture's number	Picture
Mechanix M-Pact	General Purpose	SMP-C91-008 S SMP-C91-009 M SMP-C91-010 L SMP-C91-011 XL SMP-C91-012 2XL	
Hex Armor Rig Lizard 2030	General Purpose	2030 - S 2030 - M 2030 - L 2030 - XL 2030 - XXL 2030 - XXL	
Hex Armor Rig Lizard 2025	General Purpose	2025-XS 2025-S 2025-M 2025-L 2025-XL 2025-XXL 2025-XXXL	
Hex Armor Chrome Series 4080	General Purpose	4080 - S 4080 - M 4080 - L 4080 - XL 4080 - XXL	
Hex Armor Rig Lizard Arctic 2033	Winter Glove	2033- S 2033- L 2033- XL 2033- XXL	
Superior SKFGFNVB	General Purpose	SKFGFNVB-M SKFGFNVB-L SKFGFNVB-S SKFGFNVB-XL SKFGFNVB-2XL	
Petzl CORDEX belay/rap glove	Climbing Only	K52 ST K52 MT K52 LT K52 XLT	

POWER GENERATION DIVISION	DOCUMENT NAME: SMS 214 Personal Protective Equipment	DOCUMENT NUMBER: 1612210800
	REVISION NUMBER: 17	LEVEL OF USE: INFORMATION USE

Majestic Cut Less 3437	High Dexterity tasks use only Not for General Purpose use	MG3437 S MG3437 M MG3437 L MG3437 XL	
Majestic X-15	Cut & Impact Resistant Glove with Polyurethane Coating	34-5337 - S 34-5337 - M 34-5337 - L 34-5337 - XL 34-5337 - XXL	
Kinco Leather 1927	Winter Gloves climbing only	1927-S 1927-M 1927-L 1927-XL 1927-XXL	
Mechanix M-Pact® Knit CR5A5	General Purpose	KHD-CR-008 KHD-CR-009 KHD-CR-010 KHD-CR-011 KHD-CR-012	
Ironclad Kong	Winter Gloves	SDXW2 -S SDXW2 -M SDXW2 -L SDXW2 -XL SDXW2 -XXL SDXW2 -XXXL	
Magid T-Rex	Winter Gloves	TRX545W-S TRX545W-M TRX545W-L TRX545W-XXL TRX545W-XXXL	
Cestus DEEP W 5025	Winter Gloves	HandMax Deep Winter #5025 S HandMax Deep Winter #5025 M HandMax Deep Winter #5025 L HandMax Deep Winter #5025 XL HandMax Deep Winter #5025 2XL	

POWER GENERATION DIVISION	DOCUMENT NAME: SMS 214 Personal Protective Equipment	DOCUMENT NUMBER: 1612210800
	REVISION NUMBER: 17	LEVEL OF USE: INFORMATION USE

Cestus Temp Series Deep Grip Winter Insulated Glove	Winter Gloves	Deep Grip Winter #5056 S Deep Grip Winter #5056 M Deep Grip Winter #5056 L Deep Grip Winter #5056 XL Deep Grip Winter #5056 2XL Deep Grip Winter #5056 3XL Deep Grip Winter #5056 4XL	
Honeywell Rig Dog™ CR Gloves	Winter Gloves	MPCT2000HD/8 M MPCT2000HD/9 L MPCT2000HD/10 XL MPCT2000HD/11 XXL	
KEVLAR® AND THINSULATE™-LINED ANTI-IMPACT GOATSKIN DRIVER GLOVES	Winter Gloves	Endura Oilbloc 378KGTVB-XS Endura Oilbloc 378KGTVB-S Endura Oilbloc 378KGTVB-M Endura Oilbloc 378KGTVB-L Endura Oilbloc 378KGTVB-XL Endura Oilbloc 378KGTVB-2XL Endura Oilbloc 378KGTVB-3XL	
Endura® Anti-Impact Kevlar®-Lined Goatskin Driver Gloves with Oilbloc	Winter Gloves	Endura Oilbloc 375KGTVB XS Endura Oilbloc 375KGTVB S Endura Oilbloc 375KGTVB M Endura Oilbloc 375KGTVB L Endura Oilbloc 375KGTVB XL Endura Oilbloc 375KGTVB XX Endura Oilbloc 378GKGV 3X	

POWER GENERATION DIVISION	DOCUMENT NAME: SMS 214 Personal Protective Equipment	DOCUMENT NUMBER: 1612210800
	REVISION NUMBER: 17	LEVEL OF USE: INFORMATION USE

Attachment 5, PGD Approved Eye Protection

Eyewear Name	Manufacture number	Picture
3M 16267 Virtua CCS w/ Foam Gasket	3M 16267 Virtua CCS w/ Foam Gasket	
3M Solus 1000 Series with Scotchgard™ Anti-fog lens	3M™ Solus™ 1000-Series Safety Glasses S1201SGAF-KT, Kit, Foam, Strap, Green/Black, Clear Scotchgard™ Anti-Fog Lens	
I8 Series Matte Black Frame/Clear Anti-Fog Lens Foam Lined Body Guard® Safety Glasses	Body Guard® Safety Glasses 1050142	
Bolle 40277 Baxter	Bolle 40277 Baxter	
Edge Eyewear SK111-SP	Edge Eyewear SK111-SP	
Edge Eyewear SK116-SP	Edge Eyewear HZ116-SP	
Edge Eyewear GSW111VS Dakura Must Be ordered with the Dakura Gasket Kit 9418	Edge Eyewear GSW111VS Dakura	
Edge Eyewear Gasket Kit Dakura 9418	Edge Eyewear Gasket Kit Dakura 9418	
ELVEX GG-40A-AF	ELVEX GG-40A-AF	
ELVEX GG-40C-AF	ELVEX GG-40C-AF	
ELVEX RX-GG-40C-AF-1.5	ELVEX RX-GG-40C-AF-1.5	



POWER GENERATION DIVISION	DOCUMENT NAME: SMS 214 Personal Protective Equipment	DOCUMENT NUMBER: 1612210800
	REVISION NUMBER: 17	LEVEL OF USE: INFORMATION USE

ELVEX RX-GG-40C-AF-2.0	ELVEX RX-GG-40C-AF-2.0	
ELVEX RX-GG-40C-AF-2.5	ELVEX RX-GG-40C-AF-2.5	
Guard-Dogs 2G102014 G100 w/ Clear FogSt	Guard-Dogs G100 Series - 2G102014	
Guard-Dogs 311-11-01 Purebreds Extreme 1	Guard-Dogs Purebreds Extreme 311-11-01	
ORR XP Series, Fog Fighter	ORR XP710 Safety Eyewear with FOG FIGHTER™, Clear Lens - ORRAAXP710PGCLF	
ORR XP Series, Fog Fighter	ORR XP710 Safety Eyewear with FOG FIGHTER™, Gray Lens - ORRAAXP758BKG YF	
ORR XP Series, Readers, 2.0	ORR XP Series, ORRAAXP720PGCLA	
Uvex Livewire	Uvex Livewire S2600XP	
Uvex Livewire	Uvex Livewire S2621XP	
Uvex Livewire	Uvex Livewire S2601XP	
Shorty 24 Eyewear Kit	Shorty 24 Kit A/F -Clear	
Shorty 24 Eyewear Kit	Shorty 24 Kit A/F - Yellow	

POWER GENERATION DIVISION	DOCUMENT NAME: SMS 214 Personal Protective Equipment	DOCUMENT NUMBER: 1612210800
	REVISION NUMBER: 17	LEVEL OF USE: INFORMATION USE

Clarity Defog It Wipes	Clarity Defog It Wipes- 820100DFI	
Uvex Anti Fog Wipes	Uvex Anti Fog Wipes - S477	
ORR Safety Foam Replacement	ORR Safety Foam Replacement- ORRAAXP758FS	
Replacement foam gasket for use with 3M™ Solus™ 1000 Series Safety Eyewear	3M Solus Replacement Foam Gasket and Strap	
Bolle Rush+ Clear 1662301 Must order foam and strap kit 0-059-040-569 with this product, Foam liner shall be added onto the frames prior to use.	Bolle Rush+ Clear 1662301	
Bolle Rush+ Smoke 1662302 Must order foam and strap kit 0-059-040-569 with this product, Foam liner shall be added onto the frames prior to use.	Bolle Rush+ Smoke 1662302	
Bolle Rush+ Twilight 1662310 Must order foam and strap kit 0-059-040-569 with this product, Foam liner shall be added onto the frames prior to use.	Bolle Rush+ Twilight 1662310	
Bolle Rush + Clear, Small Must order foam and strap kit 0-059-040-569 with this product, Foam liner shall be added onto the frames prior to use.	Bolle Rush + Clear, Small	
Rush+ Gasket kit with strap 1662320 (0-059-040-569)	Rush+ Gasket kit with strap 1662320	

POWER GENERATION DIVISION	DOCUMENT NAME: SMS 214 Personal Protective Equipment	DOCUMENT NUMBER: 1612210800
	REVISION NUMBER: 17	LEVEL OF USE: INFORMATION USE

Skullerz® Odin Safety Glasses Must order foam liner 50991 with this product, Foam liner shall be added onto the frames prior to use.	Skullerz® Odin Safety Glasses 50000	
Skullerz® Odin Foam Gasket Insert	Skullerz® Odin Foam Gasket Insert 50991	

POWER GENERATION DIVISION	DOCUMENT NAME: SMS 214 Personal Protective Equipment	DOCUMENT NUMBER: 1612210800
	REVISION NUMBER: 17	LEVEL OF USE: INFORMATION USE

Attachment 6, SafeVision Ordering

1. Sign in using one of the two provided username/passwords; <https://mysv.safevision.net/#/login>

FPL EMPLOYEES USE: Username: fpl employee Password: Fplglasses1

NEER EMPLOYEES USE: Username: neer_employee Password: Neerglasses1

2. Upon logging in, there will be a statement at the top that saying "You are using a communal account - please click here to create your account"; Click on the "here" link

3. Fill out the "Create New Account" with your information. Click "Submit"

NOTE: User must use either an @fpl.com or @nexteraenergy.com email address

4. Log-in with username and password that was just created; and accept "Terms & Conditions"

5. Click on "Ordering" on the top tool bar and then "Prescription Glasses"

A. Click on "Frames" located on left-hand side

B. Select frame/color; click "Add to Cart"; then click "Continue to Lens Types" (bottom right)

C. Select lens type: click "Add to Cart"; then click "Continue to Lens Treatments" (bottom right)

D. Select either "Transitions" or "Polarized" and preferred color; then Click on "Add to Cart"

NOTE: "Premium Anti-Fog and Ultimate Scratch Coating" is required to be added; click "Add to Cart"; then click "Continue to Accessories" (bottom right)

E. Users are required to add Hard Case to cart; Click "Add to Cart"; then click "Continue to Shipping" (bottom right)

D. Select Priority-USPS shipping; click "Add to Cart"; then Click "Continue to Cart" (bottom right) NOTE: User MUST add shipping to cart to complete order.

6. Cart will list what user has ordered; if user would like to remove an item, click on the trash can next to listed item. If items need to be edited, click on the associated tab on the left-hand side.

7. User shall scan and upload prescription (Rx), which should also have Pupil Distance (PD) measurement, by clicking "Choose File".

NOTE: Order CANNOT be processed without your Pupil Distance (PD) measurement. DO NOT enter anything in the PD section of the cart.

8. Enter contact information and shipping address

9. Click "Submit Order"; write down order number for reference.

10. Payment for Eyewear:

Option 1: Use your company issued credit card

POWER GENERATION DIVISION	DOCUMENT NAME: SMS 214 Personal Protective Equipment	DOCUMENT NUMBER: 1612210800
	REVISION NUMBER: 17	LEVEL OF USE: INFORMATION USE

Option 2: Use a personal credit card, if you do not have a company issued credit card, and submit expense through Chrome River

For questions, contact SafeVision Customer Service at (314) 961-7406; be sure to state that you are placing an order through MySV for FPL-Power Generation. Ensure to state Power Generation

POWER GENERATION DIVISION	DOCUMENT NAME: SMS 214 Personal Protective Equipment	DOCUMENT NUMBER: 1612210800
	REVISION NUMBER: 17	LEVEL OF USE: INFORMATION USE

Attachment 7, Prescription Eyewear Specification Checksheet

Employees who wear prescription eyewear shall order, obtain and wear safety eyewear according to one of the options below.

Option 1: JSC approved preferred prescription eyewear vendor SafeVision; refer to Attachment 6, SafeVision Ordering.

Option 2: Purchase safety eyewear at vendor of choice which meets ALL of the following criteria:

- Meets ANSI Z87.1 requirements and has visible, clear, and permanent “Z87” marking on the frame
- Constructed with a wrap-around frame (no side shields) for side protection
- Manufactured with foam, rubber or hard plastic lining completely around the eyes with no large gaps between the face and frames – to prevent particles from entering the eye
 - Ensure foam/rubber lining is replaceable with vendor and replace upon first signs of lining deterioration

POWER GENERATION DIVISION	DOCUMENT NAME: SMS 214 Personal Protective Equipment	DOCUMENT NUMBER: 1612210800
	REVISION NUMBER: 17	LEVEL OF USE: INFORMATION USE

Attachment 8, Safety Headwear Check Sheet

Safety Headwear Checklist

Completed by: _____

Hard Hat/Wind Safety Helmet _____
 location/Employee _____

Inspection Date: _____

Good/Bad	Initial observations	Notes
	Verify expiration date	Is the hard hat within it's 5 year service Life?
	Verify Hard Hat Suspension date	Has the Hard Hat suspension been replaced within the last year?
	Verify expiration date	Is the wind safety helmet within it's 10 year service Life?

Good/Bad	Check outer shell	Notes
	Check exterior for marks, impacts, deformation, cracks, burns, abrasive wear, or signs of chemical products contact.	
	Check interior of the shell for marks, deformation, cracks, or missing parts.	
	Check condition of the accessory mounting slots and holes for deformation	

Good/Bad	Check the Suspension	Notes
	Check suspension condition for cuts, deformation, cracks, or missing parts.	
	Remove the comfort parts to inspect the hidden areas for defects.	

Good/Bad	Check the cradle (webbing head harness)	Notes
	Check straps and attachment points for wear, cuts, burns, or deformation of plastic pieces.	Do not Remove Wind Safety Helmet suspension
	Check the condition of the headband and attachment points for wear, deformation, or missing parts.	
	Verify the adjustment system functions properly.	

If the Hard Hat / Wind Safety Helmet has been subjected to a high impact, is damaged as per the check sheet, or the service life has expired replace immediately.