

DOCKETED

Docket Number:	17-EVI-01
Project Title:	Block Grant for Electric Vehicle Charger Incentive Projects
TN #:	231020
Document Title:	Center for Sustainable Energy Comments - Prelaunch Webinar for the San Joaquin Valley Incentive Project
Description:	N/A
Filer:	System
Organization:	Center for Sustainable Energy
Submitter Role:	Public
Submission Date:	12/9/2019 12:08:54 PM
Docketed Date:	12/9/2019

Comment Received From: Center for Sustainable Energy
Submitted On: 12/9/2019
Docket Number: 17-EVI-01

Prelaunch Webinar for the San Joaquin Valley Incentive Project

Additional submitted attachment is included below.

San Joaquin Valley Incentive Project

Prelaunch Webinar

Divya Mathur
Project Coordinator, EV Infrastructure



December 4, 2019

Before We Get Started

- ✓ Participants have the opportunity to ask questions live during Q&A
- ✓ Use the hand-raise feature on the webinar tool
- ✓ Organizer will unmute you and allow you to ask your question
- ✓ Please be aware of your surroundings when you are off mute



Agenda

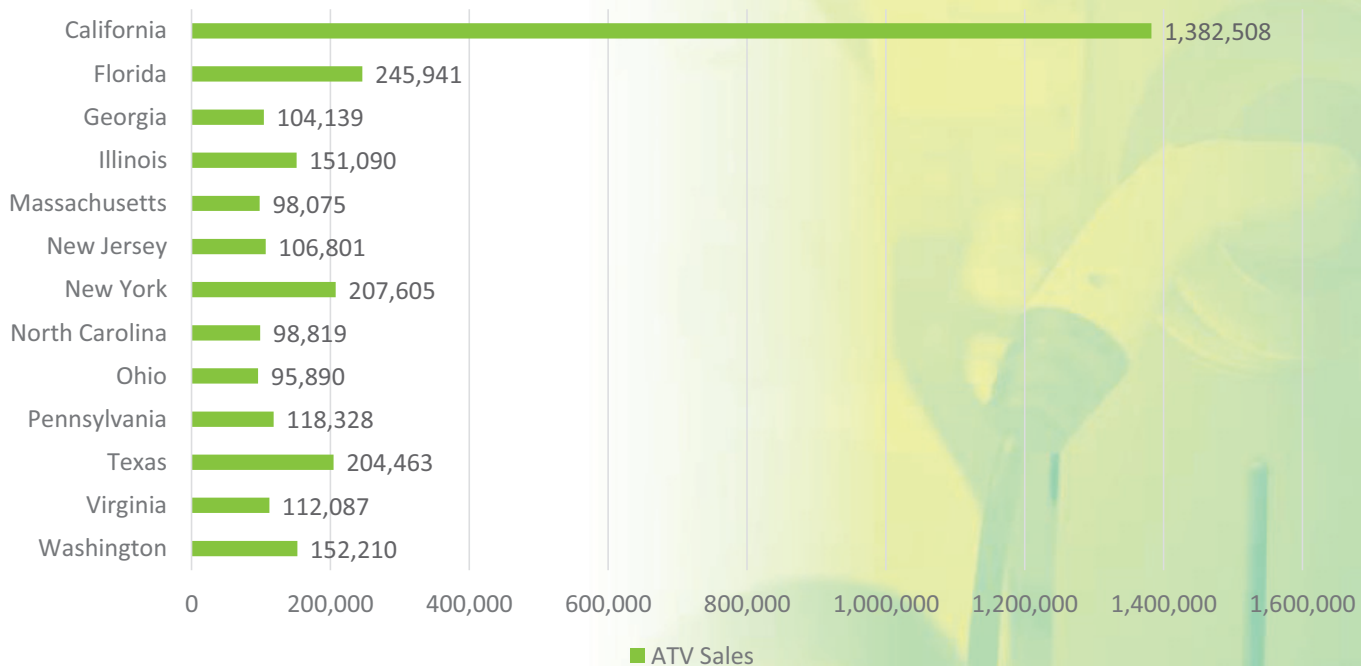
- ✓ Overview of Electric Vehicles in California
- ✓ Overview of CALeVIP
- ✓ About San Joaquin Valley Incentive Project
- ✓ Eligibility and Equipment Requirements
- ✓ Application Process
- ✓ Questions and Answers



Electric Vehicle Trends in the United States



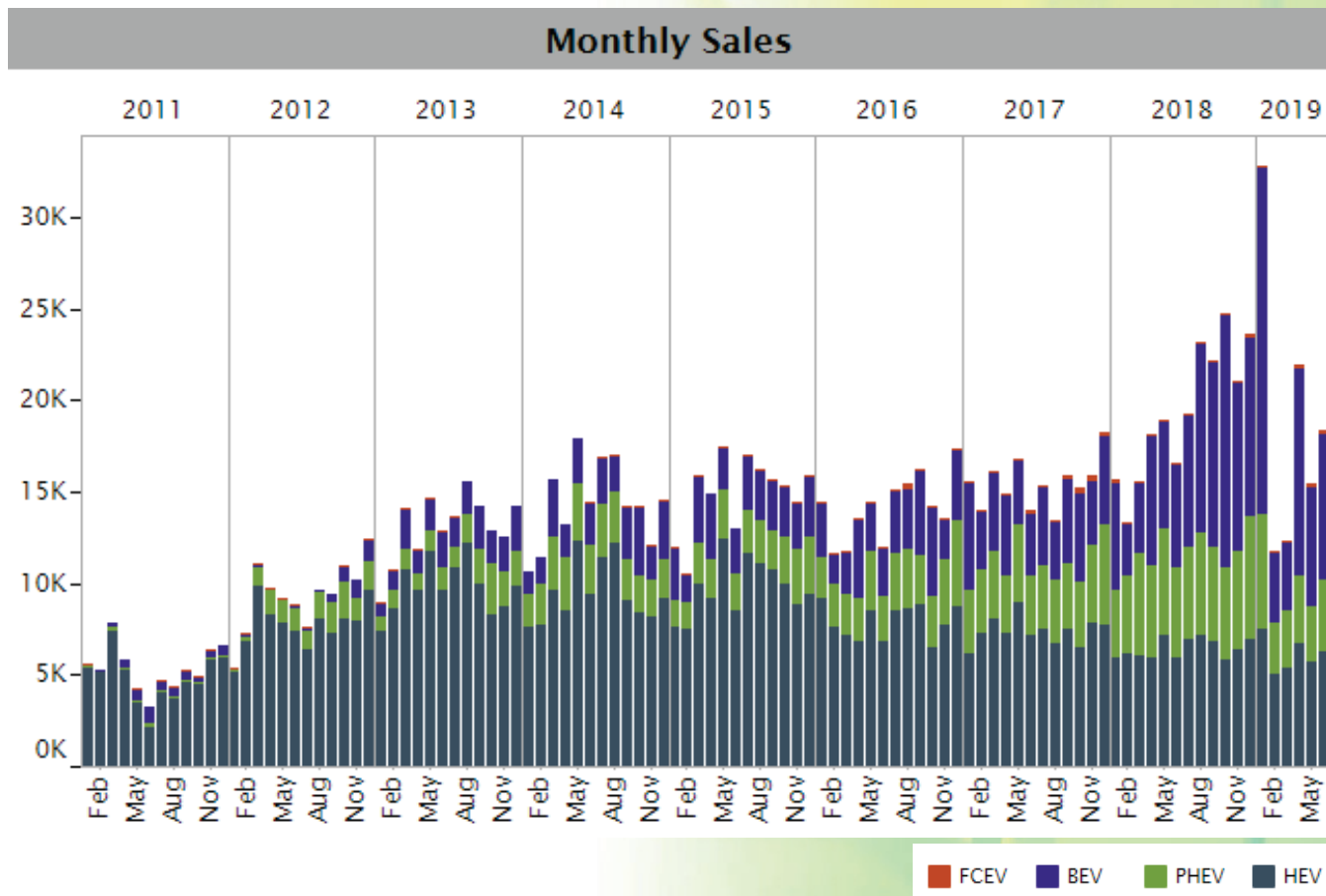
Top States by Alternate Technology Vehicle (ATV) Sales



Data includes 50 states and Washington D.C.

[U.S. Light-Duty Advanced Technology Vehicle Sales \(2011-2019\)](https://www.autoalliance.org), AutoAlliance.org

Electric Vehicle Trends in California



U.S. Light-Duty Advanced Technology Vehicle Sales (2011-2019), AutoAlliance.org

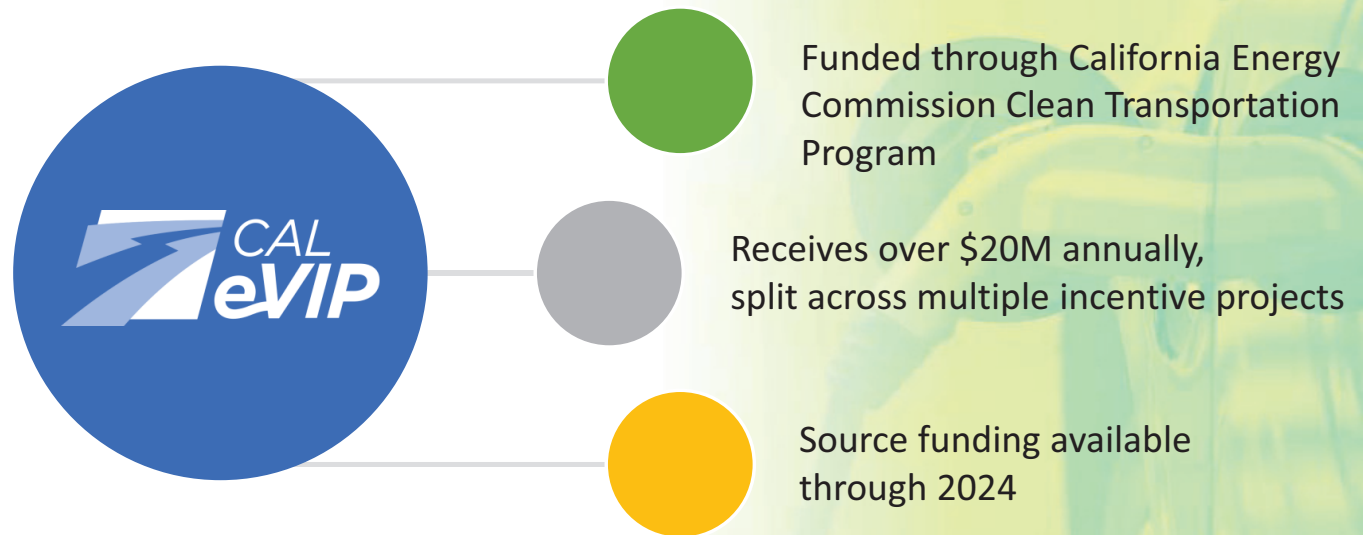
Poll Question 1



What is your industry type?

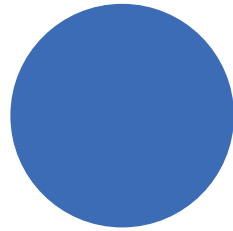
CALeVIP Funding

Extended by CA Assembly Bill 8




**Perea, Chapter 401, Statutes of 2013*

CALeVIP Project Goals



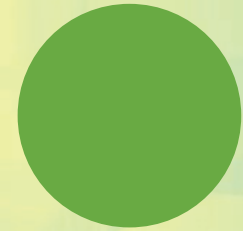
Implement

Implement targeted
incentive projects
throughout
California



Streamline

Provide a
mechanism that
improves relevant
processes



Transform

Provide convenient
access to charging
infrastructure and
encourage
electrification



About the San Joaquin Valley Incentive Project

- ✓ Incentives for both Level 2 and DC fast chargers
- ✓ For Fresno, Kern and San Joaquin county businesses, nonprofits, workplaces, multi-unit dwellings and public facilities
- ✓ First-come, first-served
- ✓ Accepting applications starting **Dec. 11, 2019**



Project details available at
calevip.org/incentive-project/san-joaquin-valley

Poll Question 2

In which county are you most likely to apply for a rebate?



Available Funding By Region

County	Level 2 Total Funds Available	DC Fast Charger Total Funds Available	Total Funds
Fresno County	\$1,336,440	\$2,700,000	\$4,036,440
Kern County	\$2,625,000	\$2,625,000	\$5,250,000
San Joaquin County	\$2,675,000	\$3,375,000	\$6,050,000
		Total Project Funds	\$15,336,440



Rebates & Equipment

	Equipment Type	Rebate Amount
General Market Rebates	Level 2 Charger	Up to \$3,500** per connector
	DC Fast Charger	Up to \$70,000 per charger
Disadvantaged Community Rebates*	Level 2 Charger	Up to \$4,000** per connector
	DC Fast Charger	Up to \$80,000 per charger

*For the San Joaquin Valley Incentive Project, a Disadvantaged Community is one that is in the top 25% of CalEnviroScreen 3.0 census tract.

**For Level 2 Chargers in Multi-unit dwellings (MUD), an additional \$1,000 per connector is available.



Applicant Eligibility Requirements

Applicants must

- ✓ Be site owner or have site owner authorization to install
- ✓ Be a business, nonprofit organization or government entity based in California or have a California-based affiliate
- ✓ Be registered with the CA Secretary of State
- ✓ Service providers are eligible to apply for CALeVIP incentives on behalf of a property owner but must provide a signed Site Verification Form confirming authorization from the property owner to install at the proposed site



Equipment Eligibility Requirements

Equipment must

- ✓ Be new, installed for the first time
- ✓ Be on the CALeVIP [eligible equipment list](#)

Requirement	Level 2 Charger	DC Fast Charger
Connector Type	J-1772 connector	CHAdeMO and SAE CCS connector options
Network capabilities: Remote start, remote diagnostics, data	Networked with minimum two-year networking agreement	Networked with minimum five-year networking agreement
Power Level	Capable of 6.2 kW or greater	50 kW or greater
ENERGY STAR® Certified	Yes	N/A
<p>Must accept at least two forms of payment and some form of credit card (Be aware of new SB454 regulations requiring credit card readers on new DC fast chargers installed after 1/1/2022, and Level 2 EV chargers installed after 1/1/2023. EV chargers installed before those deadlines must be upgraded with credit card readers when replaced or by 2033.)</p>		
<p>Be approved by a Nationally Recognized Testing Laboratory Program (NRTL)</p>		



Poll Question 3

What kind of charger type are you interested in applying for?



DC Fast Charger Installation Site Requirements

Installation sites must be

- ✓ Located in Fresno, Kern or San Joaquin counties
- ✓ Well-lit, secure and in compliance with all federal, state and municipal laws, ordinances, rules, codes, standards and regulations
- ✓ Publicly accessible at all times
- ✓ Cannot be in gated area closed to the public at any time



Eligible Sites

Urban/suburban retail core

Retail shopping center

Grocery store

Restaurant

Gas station

Hospital

Sheriff/police station

Airport (no long-term parking)

Hotels

City/county/privately owned parking lot or garage

Library

Casino

Public transit hub

Curbside (located within the same block as another eligible site type)



Level 2 Charger Installation Site Requirements

Installation sites must be

- ✓ Located in Fresno, Kern or San Joaquin counties
- ✓ Well-lit, secure and in compliance with all federal, state and municipal laws, ordinances, rules, codes, standards and regulations
- ✓ Chargers must be shared use



Eligible Sites

Commercial

Workplace

Multi-unit dwelling

Public facility

Light-duty fleet

Curbside (located within the same block as another eligible site type)



Charger Maximums and Limits

	Maximum Funds Reserved	Maximum Eligible* DC Fast Chargers	Maximum Eligible* Level 2
Fresno County	\$360,000	4 Chargers	10 Connectors
Kern County			
San Joaquin County			

**Additional chargers may be installed, but will not be eligible for funding from CALeVIP*



Rebate Eligible Costs

Incentive funds may be used toward

- ✓ Electric vehicle supply equipment (EVSE)
- ✓ Installation costs (labor and materials)
- ✓ Electric infrastructure related to EV charging upgrades
- ✓ Utility service order*
- ✓ Planning and engineering design costs*
- ✓ Energy storage
- ✓ Network agreement with network provider
- ✓ Warranty (service and parts)
- ✓ Project management costs

**Utility service costs and engineering design costs are eligible costs if incurred after October 10, 2019, at applicant's own risk until funds are reserved.*



Ineligible Costs

The following are ineligible costs

- ✓ Permit and inspection fees
- ✓ Installation, materials, equipment and other costs for a project not related to the EV chargers installation
- ✓ Costs paid by other rebate or incentive programs/projects



Applying for DC Fast Charger or Combination Rebates




Step 1

Be an eligible applicant with a qualified installation site



Step 2

Apply online **prior** to purchasing and installing the EV charger(s)



Step 3

Upload Site Verification Form within five days of application



Step 4

CSE reviews application and confirms eligibility. Rebate funds reserved. You have 450 days to complete your project



Step 5

Submit permit, design/engineering documents and receive optional milestone payment up to 240 days from Funds Reserved date



Step 6

Receive rebate check in the mail for milestone payment of up to 60% of your reserved funds



Step 7

Submit remaining installation documents for final payment within 450 days of Funds Reserved date



Step 8

Your final rebate check is mailed within 15 days

Applying for Level 2 Charger Rebates




Step 1

Be an eligible applicant with a qualified installation site



Step 2

Apply online **prior** to purchasing and installing the EV charger(s)



Step 3

Upload Site Verification Form within five days of application



Step 4

CSE reviews application and confirms eligibility. Rebate funds reserved. You have 270 days to complete your project.



Step 5

Submit installation documents for review and processing



Step 6

Your final rebate check is mailed within 15 days



Poll Question 4

What kind of property are you most interested in bringing EV charging to?



Applicant Next Steps

Before Submitting Your Application

- ✓ Create your CALeVIP account
- ✓ Sign Site Verification Form (if not the site owner)
- ✓ Site Verification Form must be submitted within five calendar days of application submission. If it is not submitted within 5 days, the application will be canceled



San Joaquin Valley Site Verification Form



APPLICANT Please complete as follows.

Applicant/organization name (rebate recipient):

Application number (e.g., F-00000):

Installation site address:

City: State: ZIP code:

Applicant hereby represents and warrants to CSE: (i) that all the foregoing information is true and correct and (ii) that the undersigned has been duly authorized by applicant to execute and submit this Site Verification Form to CSE. Applicant acknowledges and agrees that CSE is relying on applicant's foregoing certifications in reviewing and approving of the application.

Signature of authorized representative of applicant:

Name: Title:

Date:

PROPERTY OWNER Please complete as follows.

The undersigned, on behalf of (owner), hereby represents and warrants to CSE: (i) that owner is the vested owner of the real property located at (Property), (ii) that owner has consented to applicant's installation of certain EV charging station equipment at the property and (iii) that the undersigned has been duly authorized to execute and submit this Site Verification Form to CSE. Owner acknowledges and agrees that CSE is relying on owner's foregoing certifications in reviewing and approving of applicant's application.

Signature of authorized representative of owner:

Name: Title:

Date:

Site Verification Form available at
calevip.org/incentive-project/san-joaquin-valley

Additional Funding Opportunity

San Joaquin Valley Air Pollution Control District's ChargeUp! Program

- ✓ Eligible SJVIP applicants have the opportunity to stack funds through the ChargeUp! Program
- ✓ Provides funding for EV charger installations in San Joaquin Valley
- ✓ Applicants must adhere to ChargeUp! program guidelines

See ChargeUp! Website for more information: www.valleyair.org/grants/chargeup.htm
Contact the ChargeUp! Team: (559) 230-5800



Application Walkthrough



Tips on Submitting an Application

- Avoid submitting multiple applications for a single installation site. If you are only interested in one technology type, submit one application for the maximum you would like to install.
- If the technology type you are interested in applying for has less available funding than you would need for your project, submit one application for the maximum amount and contact the CALeVIP team to determine next steps. If you are interested in both charger types, submit a combo application for the maximum amount of each type.
- Because it is difficult to know if and when additional funding will become available, we recommend submitting your application and CALeVIP will reach out to you if additional funds become available for your project.



Application Walkthrough



Implemented by CSE for the California Energy Commission

[Get Started](#) [Resources](#) [Available Funding](#) [Help](#)

[English](#)

[Log In](#)

Create New Account

Log In

Create New Account

First Name*

Last Name*

Email*

You will use this email to access your account.

Re-enter Email*

Choose Password*

Password Strength:

Re-enter Password*

Passwords Match:

Phone Number*

Please enter the phone number using numbers only. e.g. (555555)1234

Application Walkthrough



San Joaquin Valley Incentive Project

1. Select equipment
2. Accept requirements
3. Submit application
4. Upload documents

Installation Site Type

Select your eligible site type. Equipment selection options are determined by your site type.

What is the main use of the installation site?*

For information on the listed uses see [FAQ](#).

Select Your Equipment

Select your eligible EV chargers and installation type. Please include all chargers to be installed as part of the project.

Make/Model*

For additional information on listed makes/models, see [Eligible Equipment page](#).

Connectors per Charger*

Indicate the total number of connectors per charger.

Quantity*

Indicate the total number of chargers planned for this installation site.

Charger/Installation Type*

Please select the installation type for the charger(s). For information on the listed types see [FAQ](#).

Remove

[Add another item](#)

Network Provider

Select your network provider.*

A network provider is a business or organization that provides a software solution to manage EV chargers, enable EV driver pricing and payment, usage reporting, and smart charging. While selection of a network provider is not necessary at the time of application, CALeVIP requires each applicant to contract for network services for approval of any rebates.

Continue

Application Walkthrough



San Joaquin Valley Incentive Project

1. Select equipment
- 2. Accept requirements**
3. Submit application
4. Upload documents

San Joaquin Valley Incentive Project Requirements

At the time an applicant submits an online incentive application the most current San Joaquin Valley Incentive Project (Project) Implementation Manual available, as well as the incentive requirements agreed to by the applicant, will apply.

Applications are processed on a first-come, first-served basis for both Level 2 (L2) and DC fast charging (DCFC) projects. First-come basis for an owner-submitted application is determined on the date of application submittal. For applicants submitting on behalf of a property owner, first-come basis is determined by the submittal date of the Site Verification Form (SVF) following application submittal. If the SVF is not submitted within five (5) calendar days of initial application, the application will be canceled.

Qualified applicants featuring L2 projects will receive a single payment up to 270 days from the Funds Reserved date. Qualified applicants featuring DCFC or combined projects (projects featuring a combination of DCFC and L2 chargers within the same application) can receive up to two payments – a milestone payment can be requested up to 240 calendar days (8 months) and a final payment up to 450 days from the Funds Reserved date. Delays beyond normal processing times may occur.

The maximum amount of active application incentives an applicant may reserve at any time is limited to \$360,000 for applications on sites in Fresno, Kern, and San Joaquin counties.

To apply for an incentive an Applicant must:

1. Submit an online application.
2. Complete an Installation Form online within 270 days from the Funds Reserved date for Level 2 only applications and within 450 days for DCFC or combined applications.
3. Submit supporting documentation within 270 days from the Funds Reserved date for Level 2 only applications and within 450 days for DCFC or combined applications. The supporting documentation must be scanned and submitted through the CALeVIP website.

Required supporting documentation will include, at a minimum, the following:

- a. For applicants who request applications by phone, a complete application with signature and date. For online applicants, a scanned copy of the submitted application signed by the site owner or authorized representative.
- b. For applicants who are not site owners, a completed Site Verification Form providing confirmation that the site owner authorizes the applicant to install the equipment at the site.
- c. Copy of paid equipment receipt/invoice.
 - i. Receipt/invoice must include, at a minimum, purchase date, retailer name, business address, phone number, equipment make and model number(s), equipment serial number(s), and payment terms (paid in full – cash, check, credit card, etc.).
- d. Copy of installation receipt/invoice(s).
 - i. Receipt/invoice must include contractor name, contractor license number, business address, phone number, itemized costs, and payment terms (paid in full – cash, check, credit card, etc.).
- e. Copy of network service agreement (for a minimum of two years for Level 2 chargers or five years for DC fast chargers).
- f. Copy of building or other local agency permit(s) approving installation.
- g. Copy of design/engineering invoice(s).
 - i. Invoice must include contractor/engineer name, contractor/engineer license number, business address, phone number, itemized costs, and payment terms (paid in full – cash, check, credit card, etc.).
- h. Copy of final inspection card, permit or other local agency document showing installation has been completed.
 - i. Photograph(s) of installed and operational charger(s) at the site address provided in the application. Photographs must clearly show required Central Coast Incentive Project labeling.
 - j. Photograph(s) of all installed charger serial number(s).
- k. (If installation required utility service) Copy of utility service order(s) needed for the installation. If new service is not required, a copy of the utility bill is needed for existing accounts, along with meter number EV chargers are to be tied into.
- l. (If installation required utility service) Copy of utility receipt/invoice(s).
 - i. Receipt/invoice must include utility name, address, phone number, itemized costs, and payment terms (paid in full – cash, check, credit card, etc.).

Application Walkthrough

Declarations

Please review each statement below. By clicking Accept and Continue you are indicating that you agree with the following statements and that information provided in your application is accurate and truthful.

1. I am the owner of the installation site or have the authority to file this application on behalf of the owner.
2. I have read and agree to the requirements of the San Joaquin Valley Incentive Project.
3. I choose to voluntarily submit personally-identifying information for the purposes of processing my incentive and enforcing the San Joaquin Valley Incentive Project Requirements.
4. I have read and agree to the terms of the [San Joaquin Valley Incentive Project Privacy Policy](#).

[Accept and Continue](#)

[Go Back](#)



Application Walkthrough



San Joaquin Valley Incentive Project

1. Select equipment
2. Accept requirements
3. Submit application
4. Upload documents

Applicant Information

Applicant Type*

- Business
- Sole proprietorship
- Non-profit organization
- Public entity
- California Native American Tribe listed with the Native American Heritage Commission

Organization Name*

Please provide the official name of the applicant organization that will receive the rebate payment.

TIN/EIN*

Please provide the tax identification number for the organization that will receive the rebate payment.

Do you own the site?*

- Yes
- No

Please answer from the perspective of the applicant organization that will receive the rebate payment.

Contact First Name*

Contact Last Name*

Contact Phone*

Application Walkthrough



Declarations

Please answer from the perspective of the applicant organization that will receive the rebate payment.

Have you declared bankruptcy within the last five (5) years?*

- Yes
- No

Do you have any threatened legal actions by or against you?*

- Yes
- No

Do you have any pending legal actions by or against you?*

- Yes
- No

Do you have any loan defaults?*

- Yes
- No

Do you have any outstanding judgments?*

- Yes
- No

Organization Address

Organization Street Address*

Organization City*

Organization State*

Organization ZIP*

Application Walkthrough



Mailing Address

Same as organization address

Mailing Street Address*

Mailing City*

Mailing State*

Mailing ZIP*

Installation Address

Installation Street Address*

For curbside charging, enter name of the street only and ensure that you enter the nearest cross streets below.

Installation Street Address 2

Installation City*

Application Walkthrough



Installation County*

- Fresno
- Kern
- San Joaquin

Installation State*

A dropdown menu showing "California" with a blue downward arrow on the right side.

Installation ZIP*

Cross Street 1*

Cross Street 2*

Application Walkthrough



Installation Details

Please provide the name of the business or organization that will be the closest to the charger(s).*

For example: Target, CVS, Central Park.

Is the site affordable housing?*

- Yes
- No

Affordable housing is federally-subsidized housing in which a tenant pays a certain percentage of the rent to the owner, and the Department of Housing and Urban Development (HUD) pays the remaining percentage of the rent.

Is the proposed installation on tribal land?*

The definition of tribal lands (per 16 USCS § 470w (14)) means (A) all lands within the exterior boundaries of any Indian reservation; and (B) all dependent Indian communities.

Total number of parking stalls in parking lot/structure*

Total number of parking stalls that will be dedicated to EV charging*

Application Walkthrough



Is there an existing need for the EV chargers at the proposed site?*

- Yes
- No

What type of existing need is there for these EV chargers?*

- Select - ▼

What is the applicant organization's relationship to the site?*

- Select - ▼

Please answer from the perspective of the applicant organization that will receive the rebate payment.

Will the Level 2 charger(s) at this site be publicly accessible?*

- Yes
- No

Do you plan to charge a fee for charging at your Level 2 charger(s)?*

- Select - ▼

Application Walkthrough



Will the DC fast charger(s) at this site be publicly accessible?*

- Yes
- No

Will the DC fast charger(s) be publicly accessible 24 hours per day, 365 days per year?*

- Yes
- No

Do you plan to charge a fee for charging at your DC fast charger(s)?*

- Select -



Who will own the EV chargers?*

- Select -



Who will operate the EV chargers?*

- Select -



Application Walkthrough



Has this site location already applied for the SJVAPCD ChargeUp! Rebate?*

- Yes
- No

What is the ChargeUp! application number assigned to this site location?*

C-

Please enter your 5-digit ChargeUp! Application number.

What is the ChargeUp! rebate amount for the site location submitted to SJVAPCD?*

Submit

Application Walkthrough



Implemented by CSE for the California Energy Commission

[Get Started](#) [Resources](#) [Available Funding](#) [Help](#)

[English](#) [My Account](#)

Thank you for submitting your online application. Please upload your Site Verification Form as soon as possible. Applications are reviewed on a first come, first served basis and your application will not be eligible for review until your Site Verification Form is submitted.

F-00029

- 1. Select equipment
- 2. Accept requirements
- 3. Submit application
- 4. Upload documents**

APPLICATION STATUS



Application Received

APPLICATION STARTED ON	MILESTONE PAYMENT SENT	FINAL PAYMENT SENT	UTILIZATION DATA UPLOADED
11/14/2019	--	--	--

UPLOAD DOCUMENTS

SITE VERIFICATION FORM

No file chosen

Not Uploaded

Please provide a signed Site Use Verification form. [Sample Supporting Documents.](#)

REBATE INFORMATION

ORGANIZATION NAME

CSE Test

INCENTIVE PROJECT

San Joaquin Valley Incentive Project

SITE LOCATION

1940 N Echo Ave
FRESNO, CA 93704

EQUIPMENT

ABB HP - New (1)

TOTAL RESERVED REBATE AMOUNT

\$80,000.00

MILESTONE PAYMENT AMOUNT

--

FINAL PAYMENT AMOUNT

--

COLLABORATORS

Contact us to change owner.

Key Takeaways


- ✓ Applications will be available on **Dec. 11, 2019**.
- ✓ Open to eligible properties in Fresno, Kern and San Joaquin counties.
- ✓ Nonsite owners should complete Site Verification Form before applying.
- ✓ Once funds have been reserved, you may begin incurring costs.
- ✓ Double check that the Organization Name (i.e., Rebate Recipient) and Installation Address entered on the application are correct – these cannot be changed after the application is submitted.



Technical Assistance

EV charging made easy and affordable with CALeVIP!

- ✓ Complimentary technical assistance is available to applicants to help jump start EV charger installation process
- ✓ Contact CALeVIP staff at any point for assistance



Contact CALeVIP at
(866) 967-5816
or
evexpert@energycenter.org

Q&A Session

Questions?

Submit comments and questions through chat, and please include your business or organization name.

Project details available at
calevip.org/incentive-project/san-joaquin-valley



Get in Touch!



Contact Project Staff at
(209) 242-8200 or
san-joaquin-valley-calevip@energycenter.org



Applications open **December 11**
Project Details at
calevip.org/incentive-project/san-joaquin-valley



Subscribe for CALeVIP
news and project updates at
calevip.org/contact-us