

DOCKETED

Docket Number:	19-SB-100
Project Title:	SB 100 Joint Agency Report: Charting a path to a 100% Clean Energy Future
TN #:	230410
Document Title:	Presentation - Port of Long Beach SB 100 Scoping Workshop - Southern California
Description:	Presentation by Heather Tomley, Port of Long Beach
Filer:	Harinder Kaur
Organization:	California Energy Commission
Submitter Role:	Commission Staff
Submission Date:	10/28/2019 3:55:59 PM
Docketed Date:	10/28/2019

Port of Long Beach Clean Energy Needs and Challenges

Southern California – SB 100 Workshop on October 29, 2019

Heather Tomley

Acting Managing Director of Planning & Environmental Affairs

An aerial photograph of a city and harbor. The city is densely packed with buildings and roads, extending to the water's edge. The harbor is filled with numerous boats and ships, and there are several large industrial or commercial buildings along the waterfront. The sky is blue with some light clouds. A semi-transparent blue rectangular box is overlaid on the center of the image, containing the text "2017 CLEAN AIR ACTION PLAN UPDATE" in white, bold, sans-serif font. At the bottom of the image, there is a decorative border consisting of vertical stripes in various shades of blue and white.

2017 CLEAN AIR ACTION PLAN UPDATE

ZERO EMISSIONS GOALS



CARGO-HANDLING EQUIPMENT BY **2030**

HEAVY-DUTY PORT TRUCKS BY **2035**



Greenhouse
Gases
Goal by
2030




REDUCE

40%



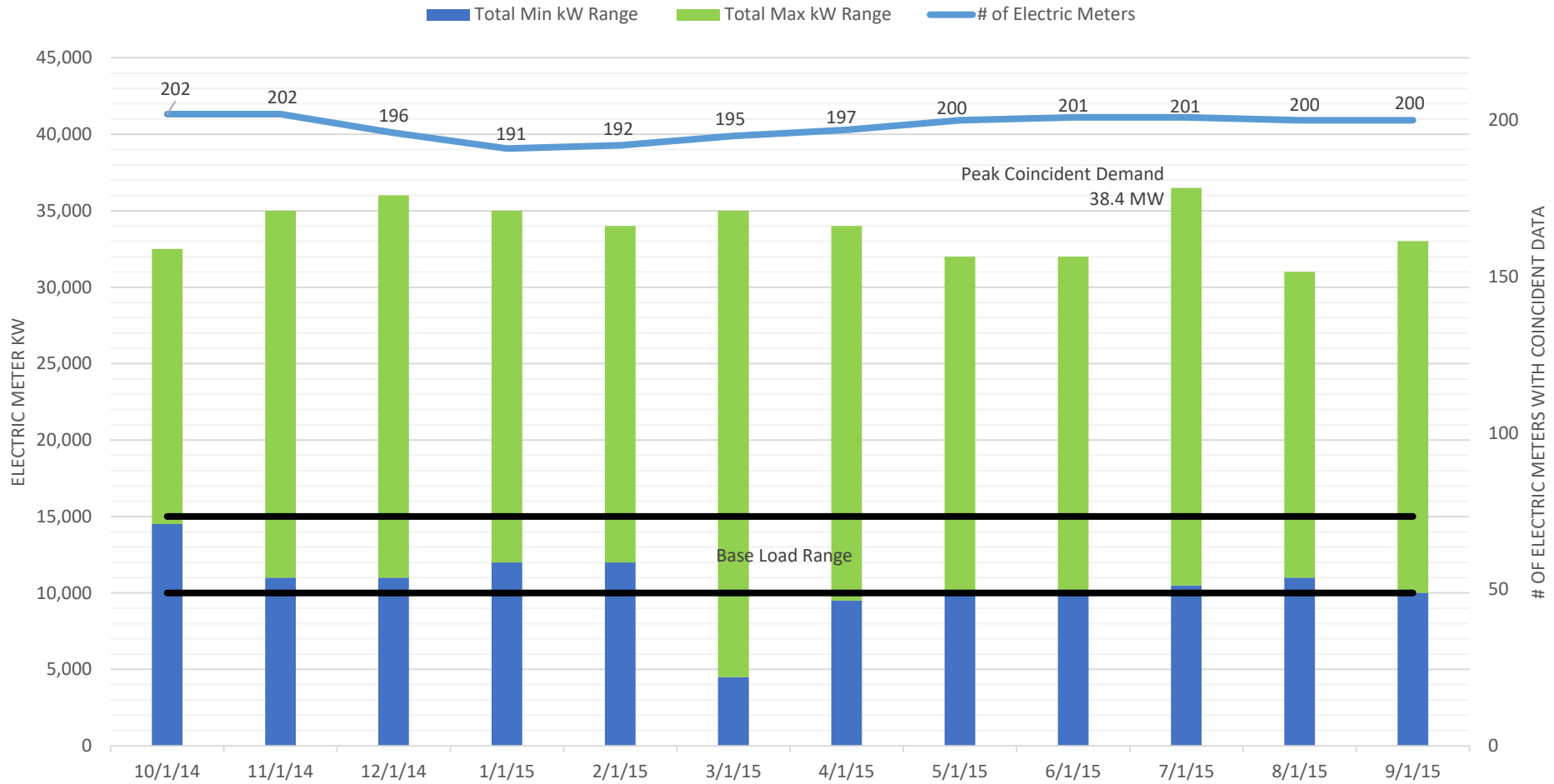
Greenhouse
Gases
Goal by
2050



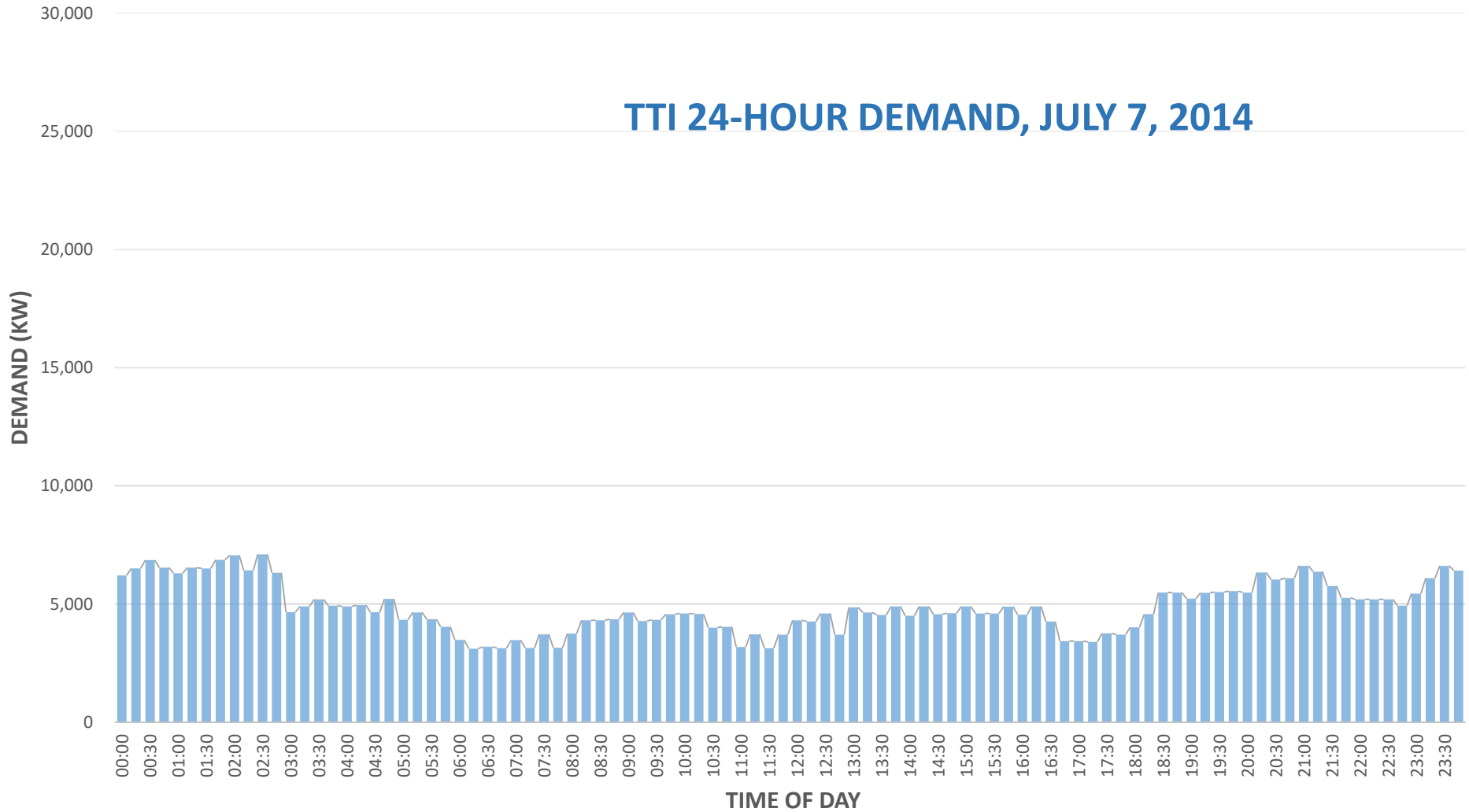
REDUCE

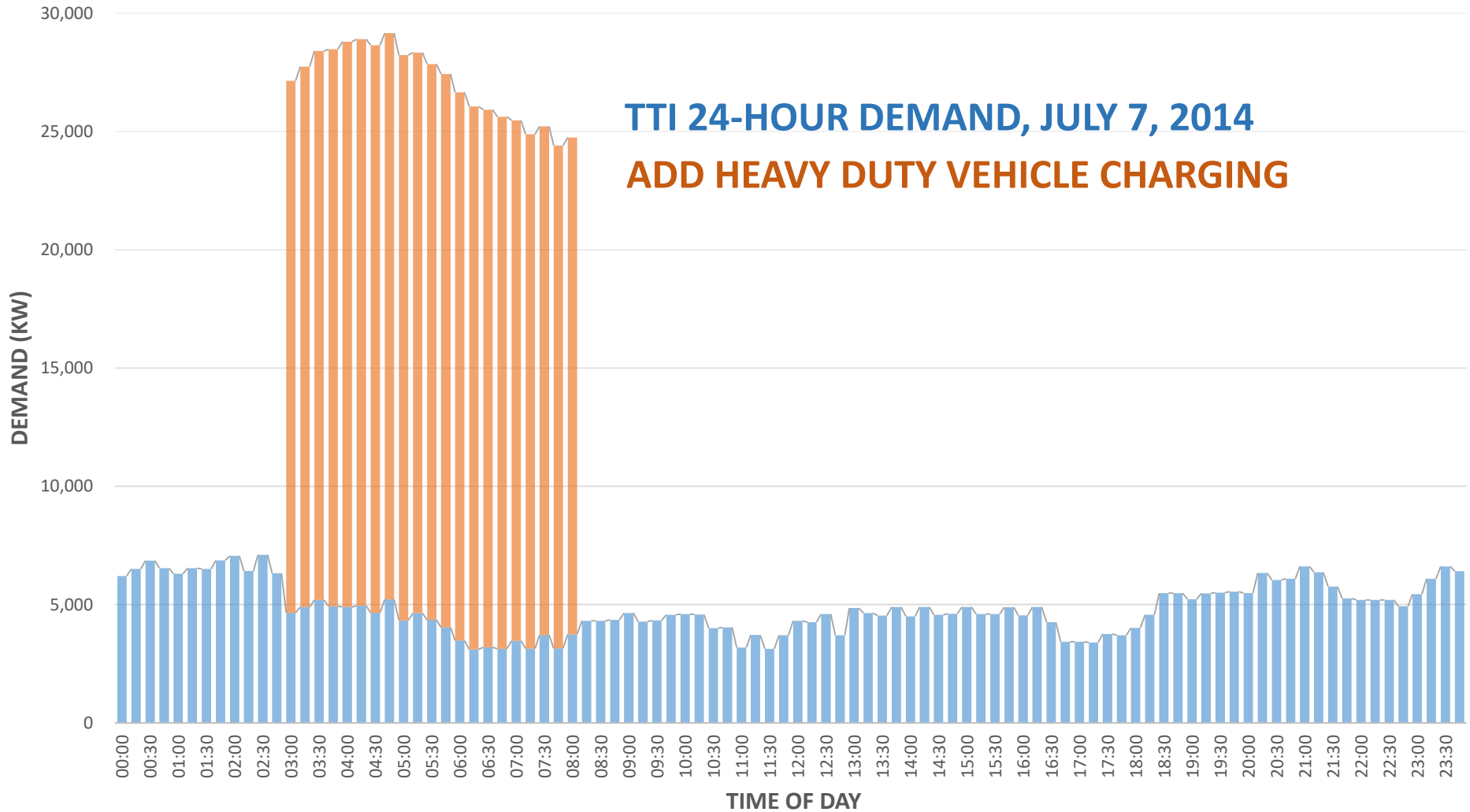
80%

Total POLB Demand - Pre ZE



TTI 24-HOUR DEMAND, JULY 7, 2014





Power Systems Challenges

Marine terminals are each individual customers of SCE

Concerns about cost increases

Limited opportunity for on-site renewable energy generation or storage

Other potential distributed energy resources in the vicinity but distribution doesn't exist

Huge increases of power demand may impact availability to all customers in the area

Grid vulnerabilities will increase; outages at seaports can have regional impacts if cargoes are perished and work time is lost

Power Systems Resilience Assessment

What does resilience mean for the port? What fence lines should we consider?

What Port resources currently provide resilience?

What is the value of additional “resilience” resources?

What design considerations will improve resilience?

How will the assessment support future planning?



Port of
LONG BEACH
The Green Port

THANK YOU

