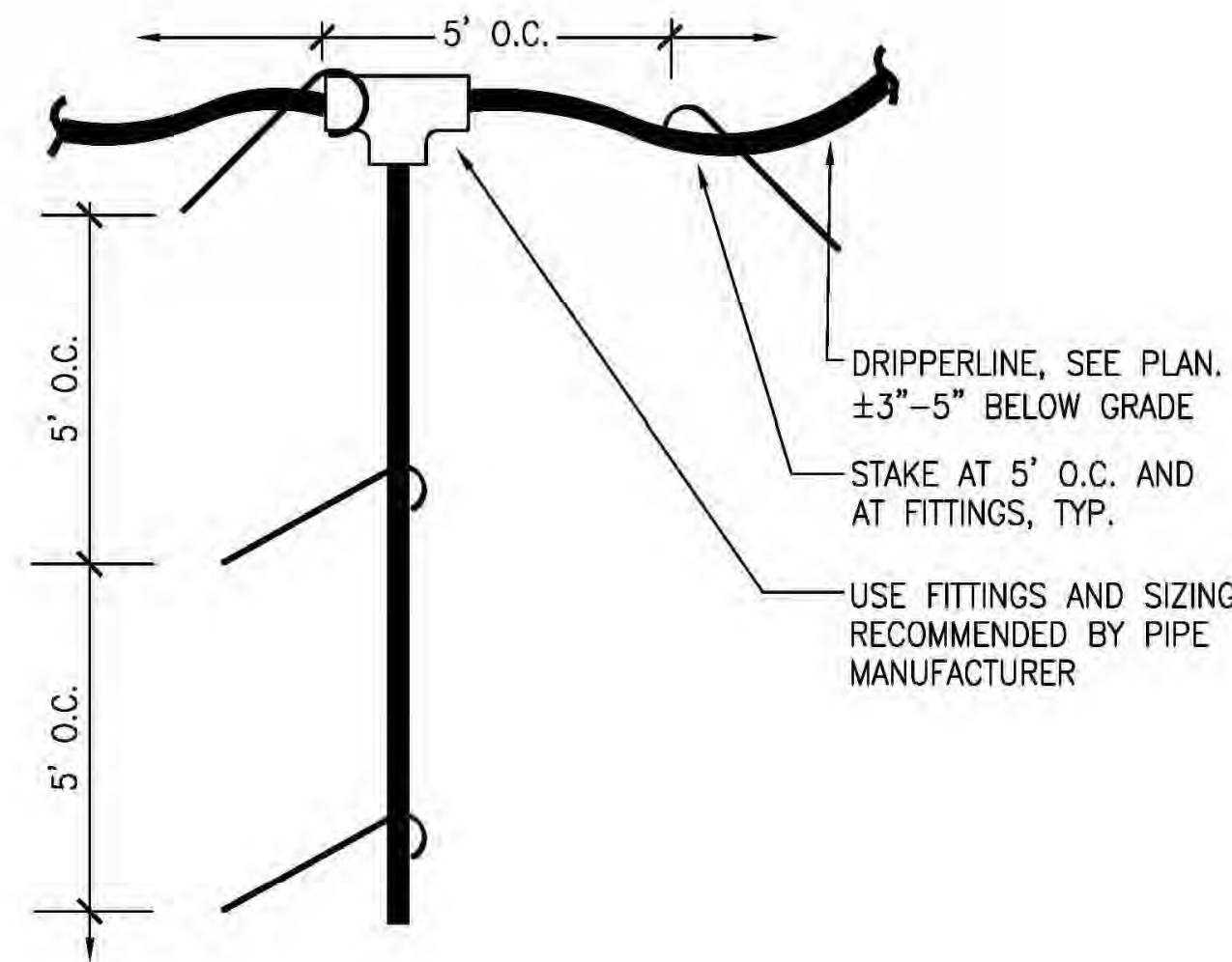
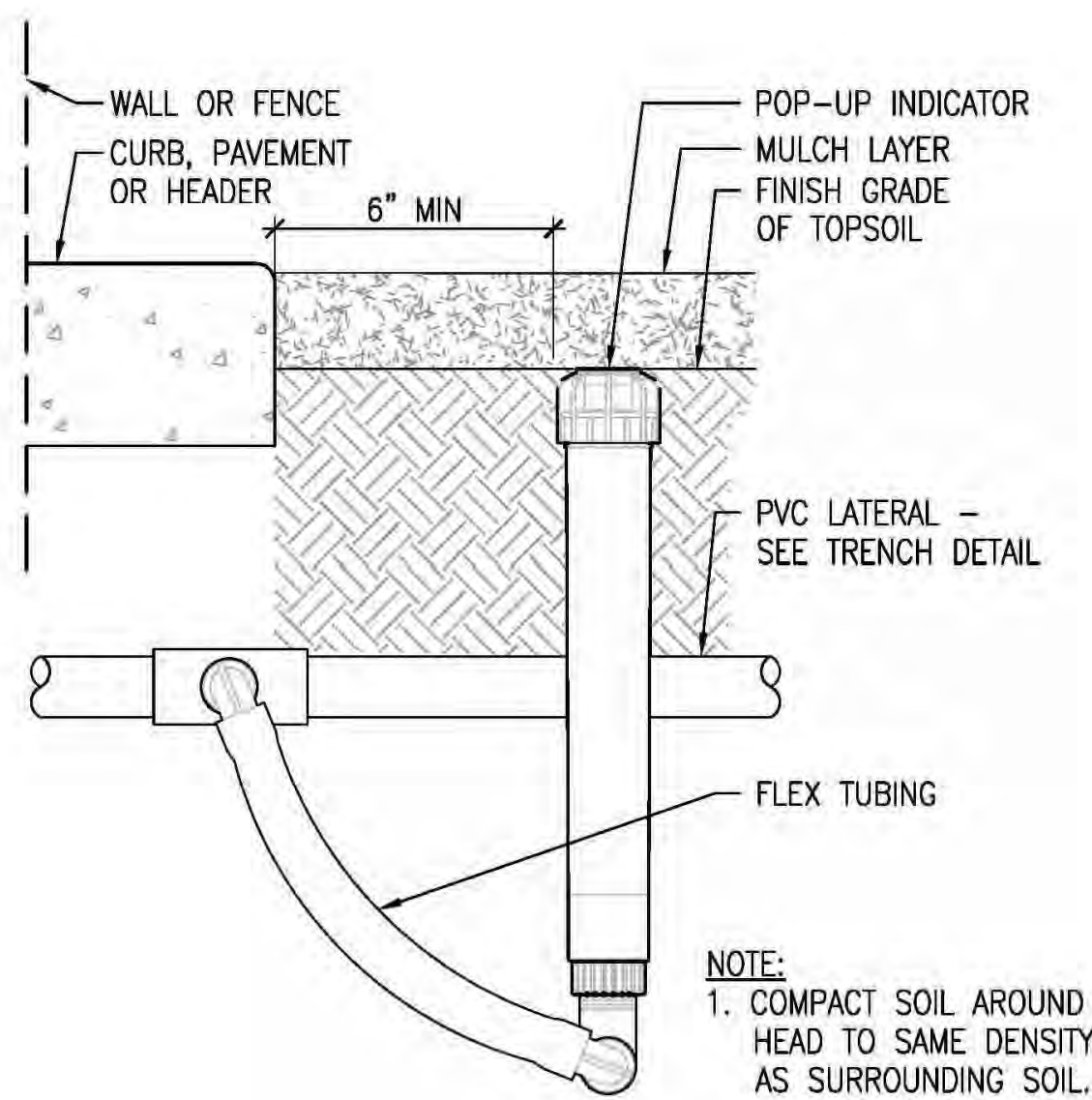


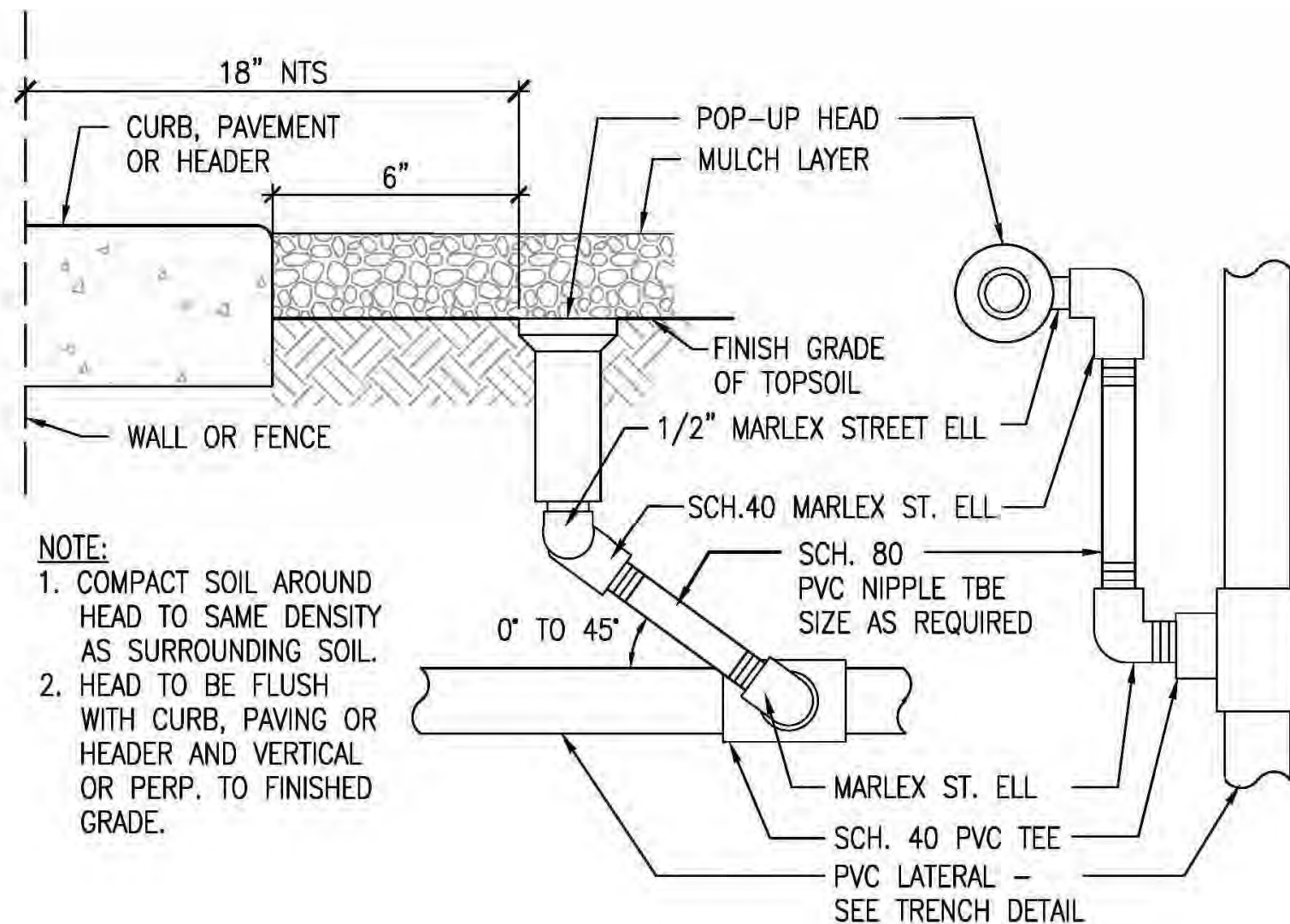
DOCKETED	
Docket Number:	19-SPPE-03
Project Title:	Sequoia Data Center
TN #:	230356
Document Title:	C1 Appendix TRANS DR-103 Part III of IV Response to DR Set 2
Description:	N/A
Filer:	Scott Galati
Organization:	DayZenLLC
Submitter Role:	Applicant Representative
Submission Date:	10/25/2019 11:04:40 AM
Docketed Date:	10/25/2019



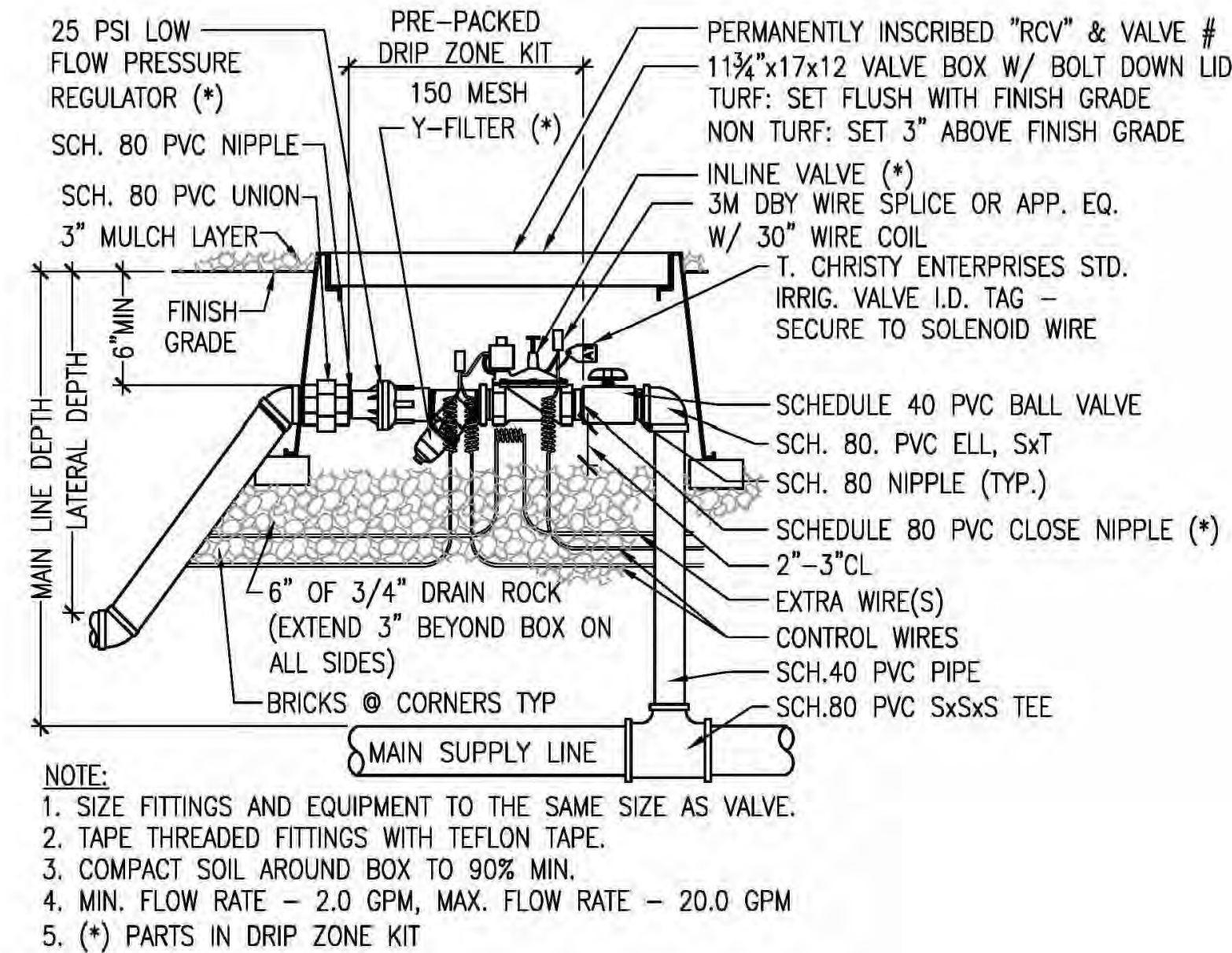
5 DRIPLINE TO DRIPLINE CONNECTION
SCALE: 3/8" = 1'-0"



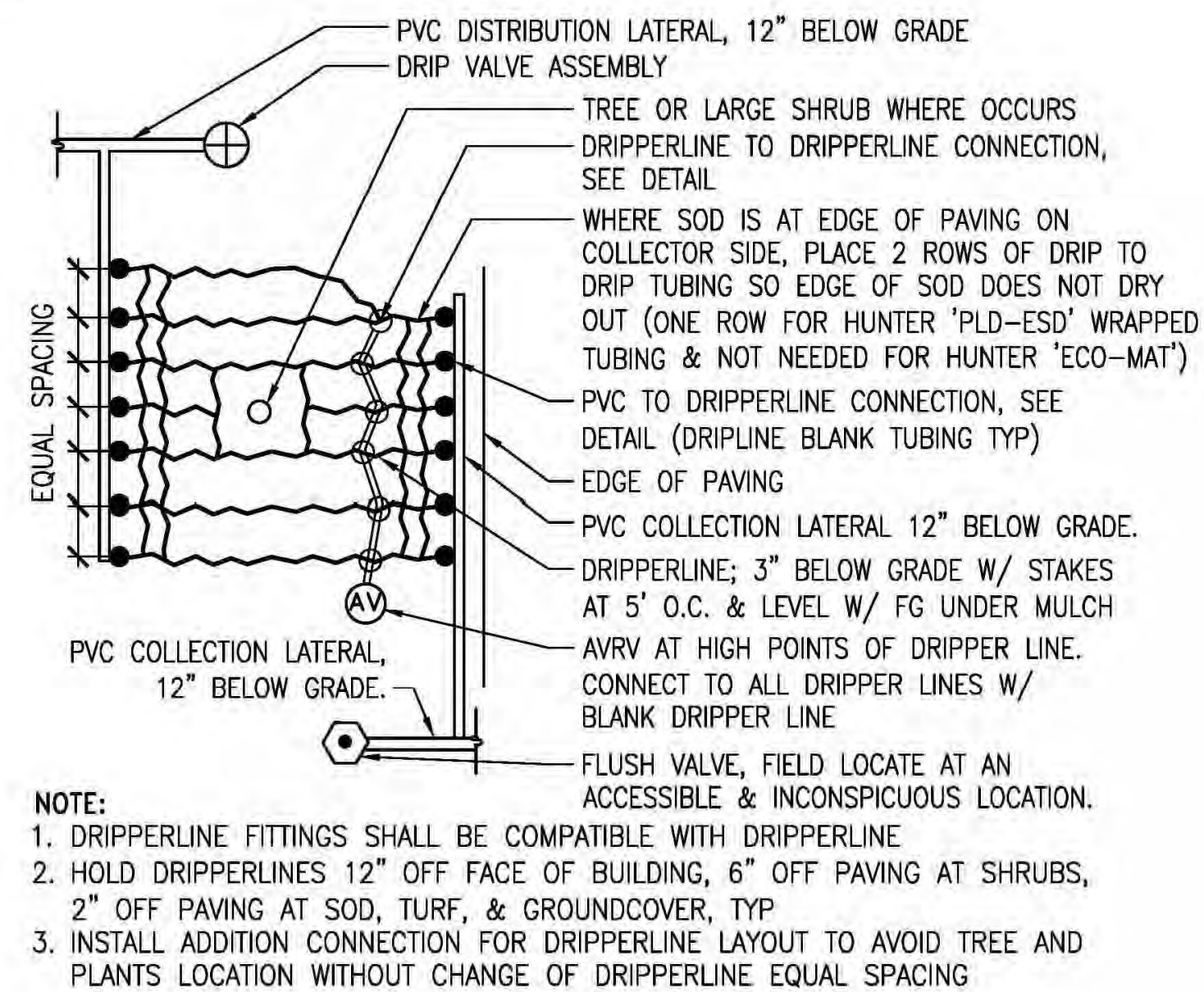
6 POP-UP INDICATOR
SCALE: 3" = 1'-0"



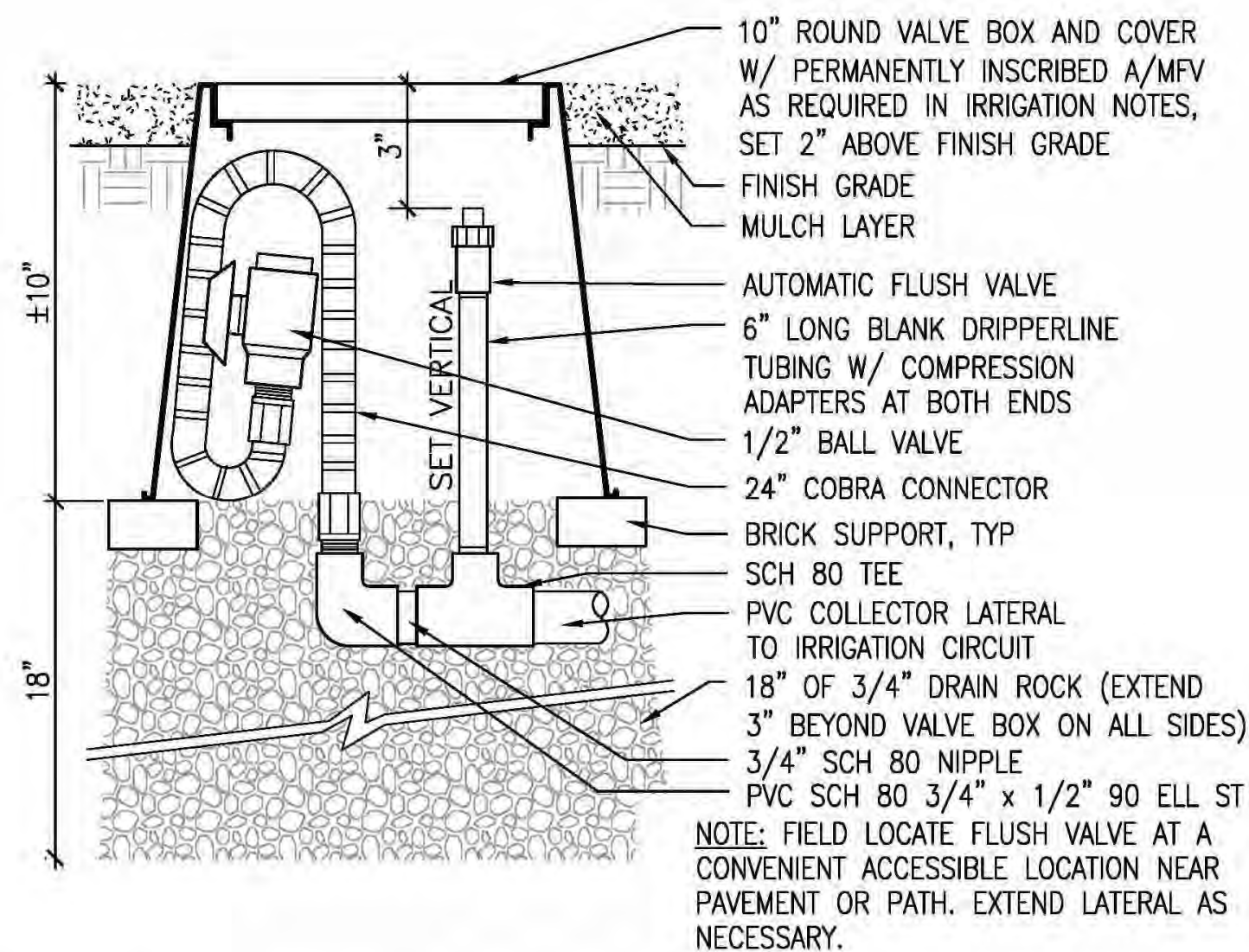
7 POP-UP SPRAY
SCALE: 3" = 1'-0"



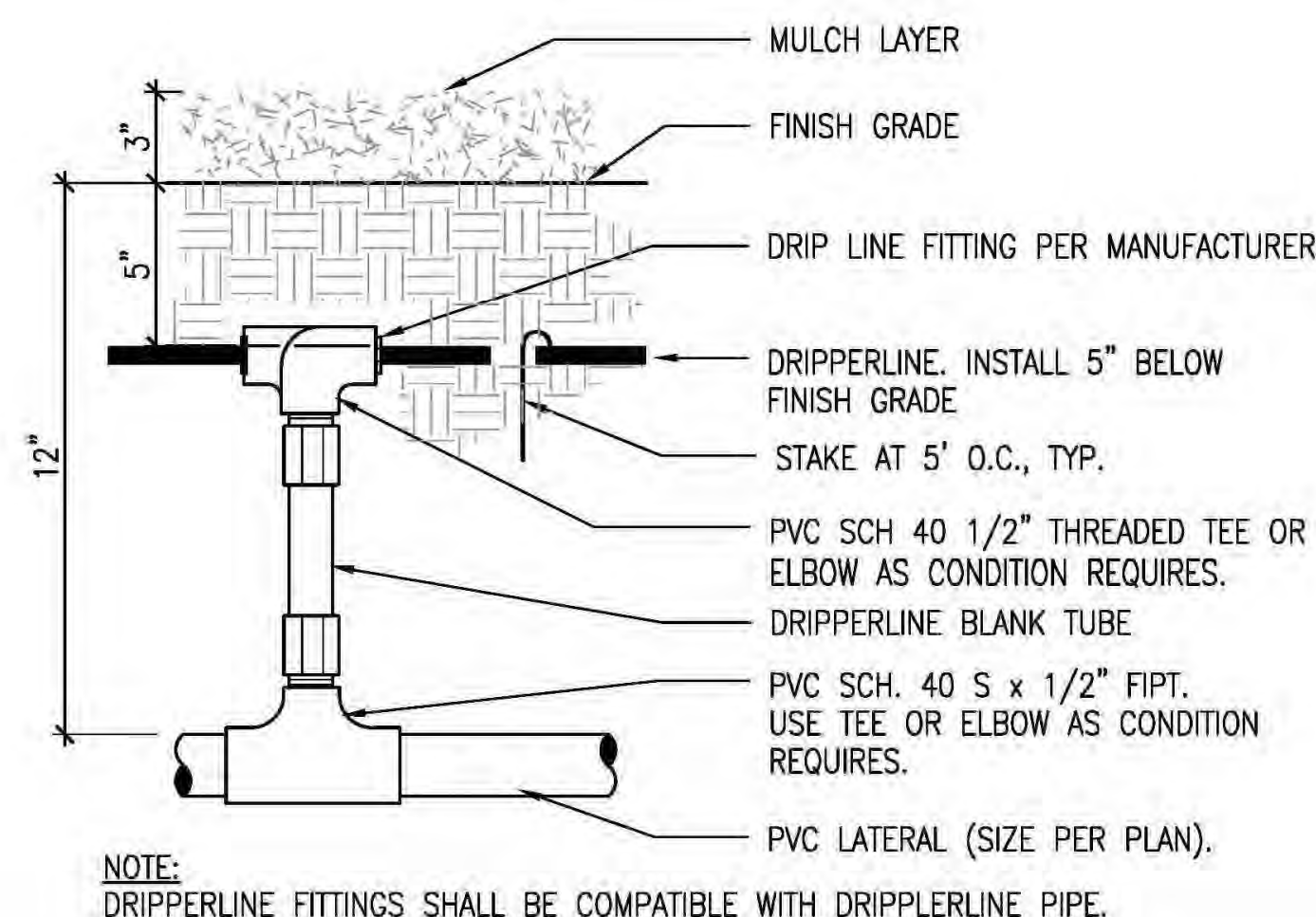
1 DRIP ZONE KIT
SCALE: 1 1/2" = 1'-0"



2 DRIP SYSTEM LAYOUT
SCALE: 3/4" = 1'-0"



3 AUTO - MANUAL FLUSH VALVE
SCALE: 3" = 1'-0"



4 PVC TO DRIPLINE CONNECTION
SCALE: 3" = 1'-0"



CORGAN
401 N. Houston St Dallas, TX 75202
T: 214-748-2000 F: 214-653-8261

kW Mission Critical
Engineering, d.p.c.
433 River Street, Suite 7002, Troy, NY 12180

Bennet & Pless Inc.
47 Perimeter Central East,
Suite 500 Atlanta, GA 30346

KIER+WRIGHT
2850 Collier Canyon Rd.
Livermore, CA 94551

Design Consulting LLC
103 E Haning St. Howe TX 75459

JEIT
2 Theatre Square, Suite 218, Orinda, CA 94563

ISSUES
1 06/12/2019 DESIGN DEVELOPMENT
2 06/01/2019 ISSUE FOR PERMIT
3 08/23/2019 POC REVIEW PACKAGE

REVISIONS

1 09/16/2019 ADDENDUM 01

This Document was produced by or under the authority of Registered Architect:



This document is incomplete and may not be used for regulatory approval, permit or construction.

Date of issue:
09/16/2019

SANTA CLARA
2600 De La Cruz Blvd
Santa Clara, CA 95050



KEYPLAN

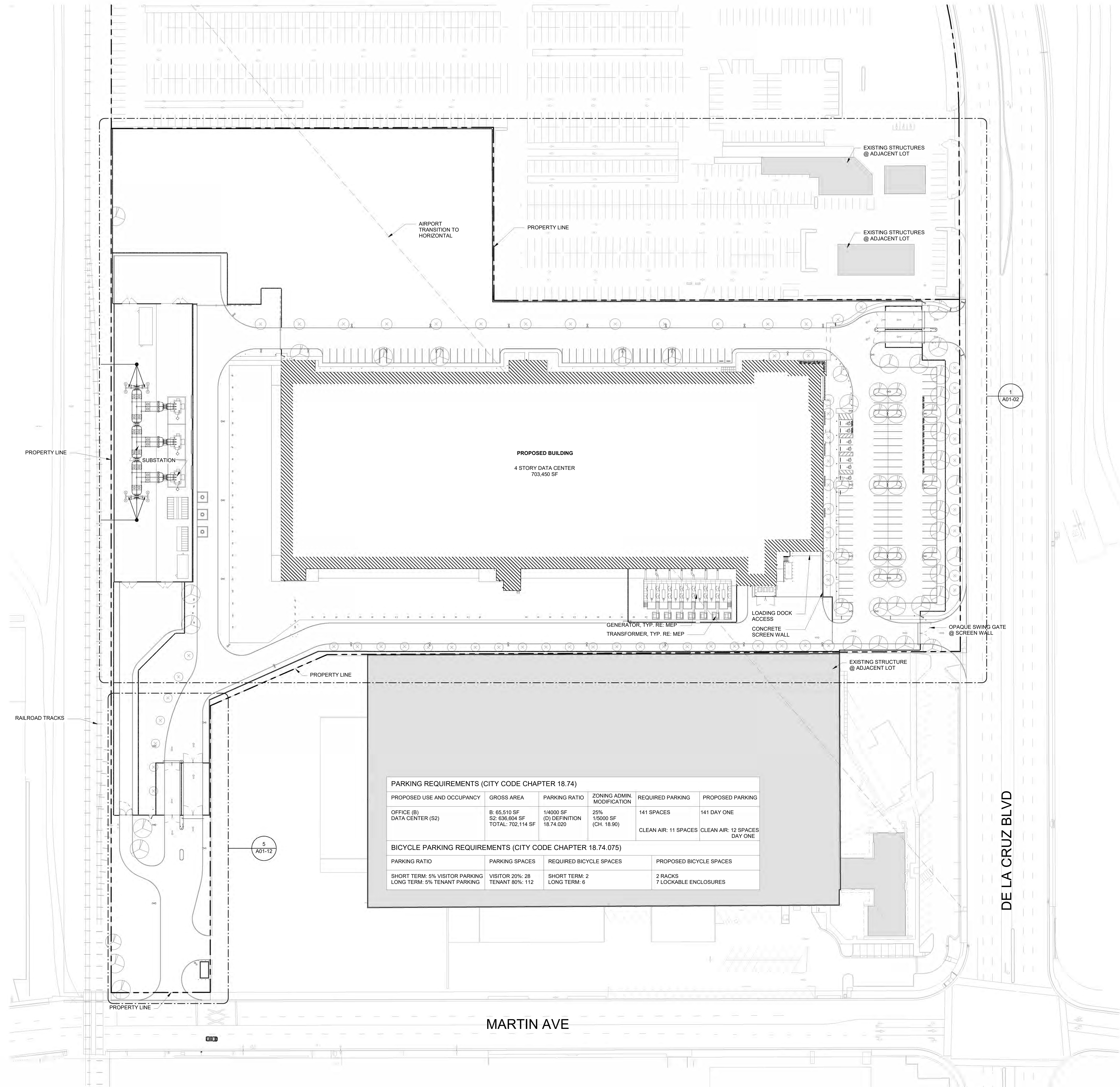
IRRIGATION DETAILS

PROJECT
NUMBER
DATE 08/01/2019
SHEET NUMBER

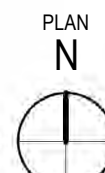


A00-01

9/16/2019 3:15:04 PM A01-01 OVERALL SITE PLAN



1 SITE PLAN
1" = 50'-0"



C O R G A N

CORGAN
401 N. Houston St
Dallas, TX 75202
T: 214-748-2000 F: 214-653-8281

kw Mission Critical
Engineering, d.p.c.
433 River Street, Suite 7002, Troy, NY 12180

Bennett & Pless Inc.
47 Perimeter Central East,
Suite 500 Atlanta, GA 30346

KIER+WRIGHT
2850 Collier Canyon Rd.
Livermore, CA 94551

TCD Design Consulting LLC
103 E Haning St. Howe TX 75459


NETT
Landscape Architecture + Design
2 Theatre Square, Suite 218, Orinda, CA 94563

ISSUES

1	06/12/2019	DESIGN DEVELOPMENT
2	08/01/2019	ISSUE FOR PERMIT
3	08/23/2019	PCC REVIEW PACKAGE
4		
5		
6		
7		
8		
9		
10		

REVISIONS

1	09/16/2019	ADDENDUM 01



Date of issue:
09/16/2019

SANTA CLARA
2600 De La Cruz Blvd
Santa Clara, CA 95050




KEYPLAN

H	F	D	B
G	E	C	A

OVERALL SITE PLAN

PROJECT NUMBER 18256.0000
DATE 06/12/2019
SHEET NUMBER

A01-01

[illegible][illegible]

Issue Date:
09/16/2019

SANTA CLARA
2600 De La Cruz Blvd
Santa Clara, CA 95050



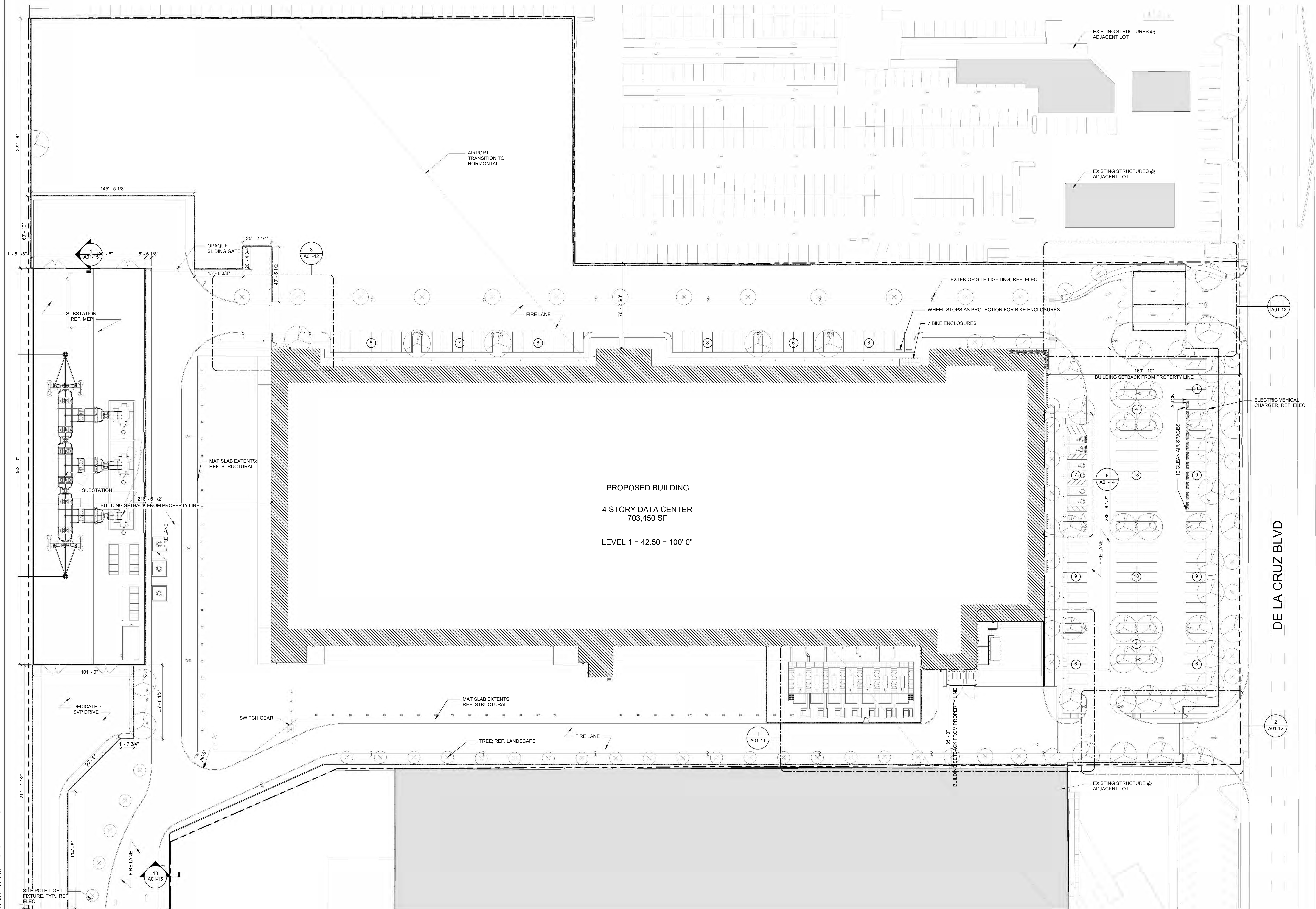
CyrusOne

I	F	D	B	
G	E	C	A	

LARGED SITE PLAN

ECT BER	18256.0000
	06/12/2019
T NUMBER	

A01-C

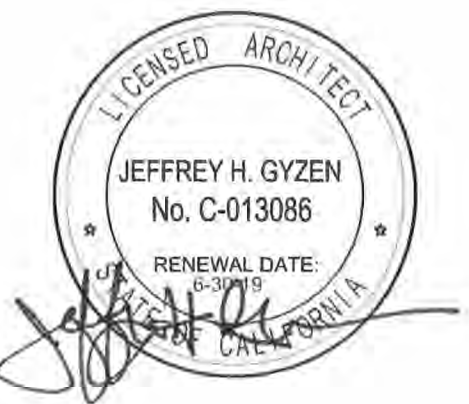


9/16/2019 3:17:07 PM A01-02 ENLARGED SITE PLAN

1 SITE PLAN
1/32" = 1'-0"

PLAN
N

ISSUES	
12/2019	DESIGN DEVELOPMENT
01/2019	ISSUE FOR PERMIT
03/2019	PCC REVIEW PACKAGE

[illegible]

09/16/2019

SANTA CLARA
2600 De La Cruz Blvd
Santa Clara, CA 95050



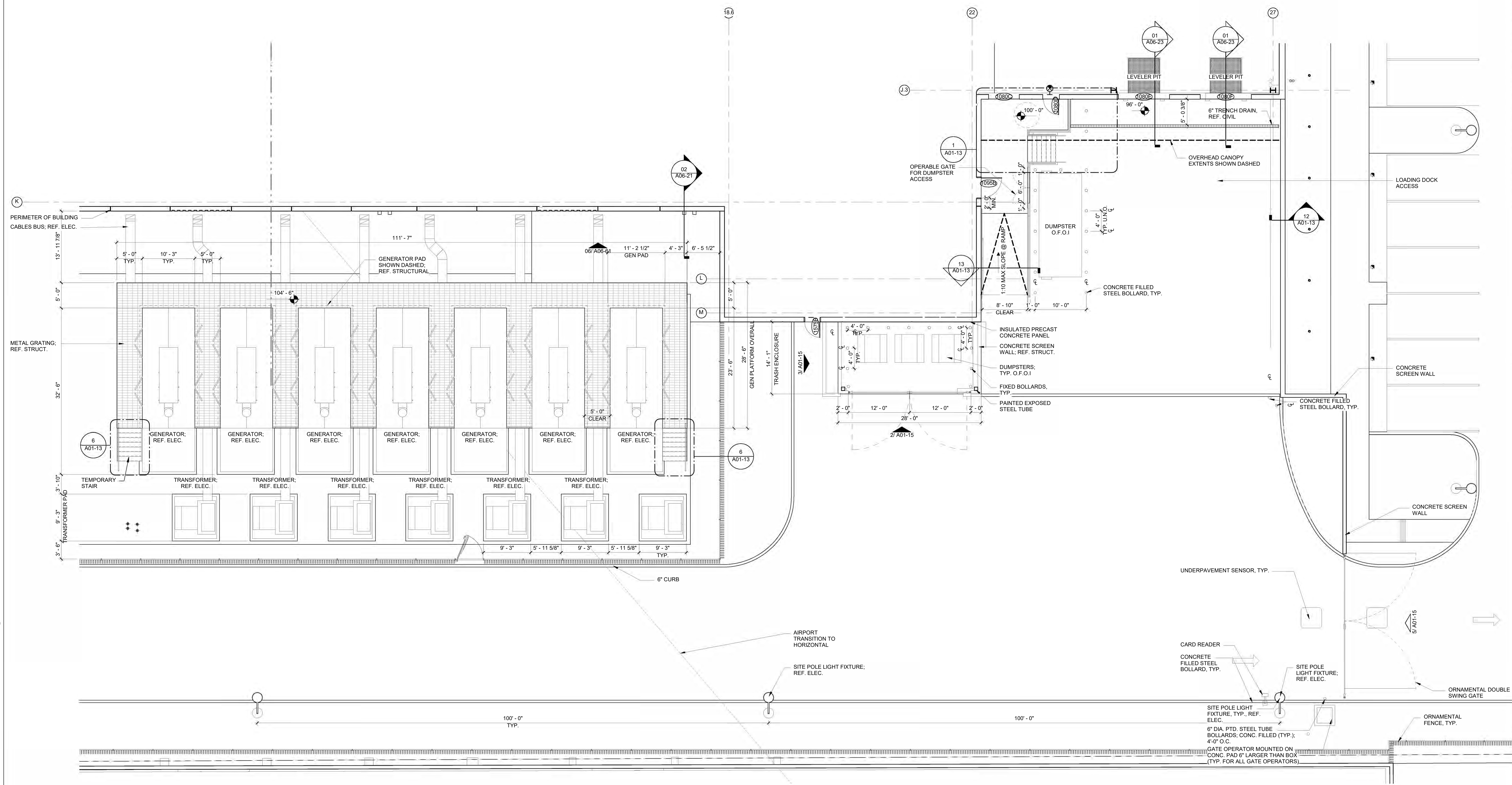
CyrusOne

LARGED SITE PLAN

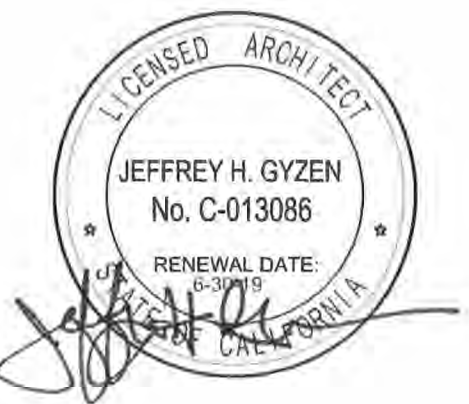
OUTH SERVICE YARD

ECT	18256.0000
BER	
	06/12/2019
CT NUMBER	

A01-1



1 ENLARGED SITE PLAN - GEN YARD SE
1/8" = 1'-0"

[illegible][illegible]

08/23/2019

SANTA CLARA
2600 De La Cruz Blvd
Santa Clara, CA 95050

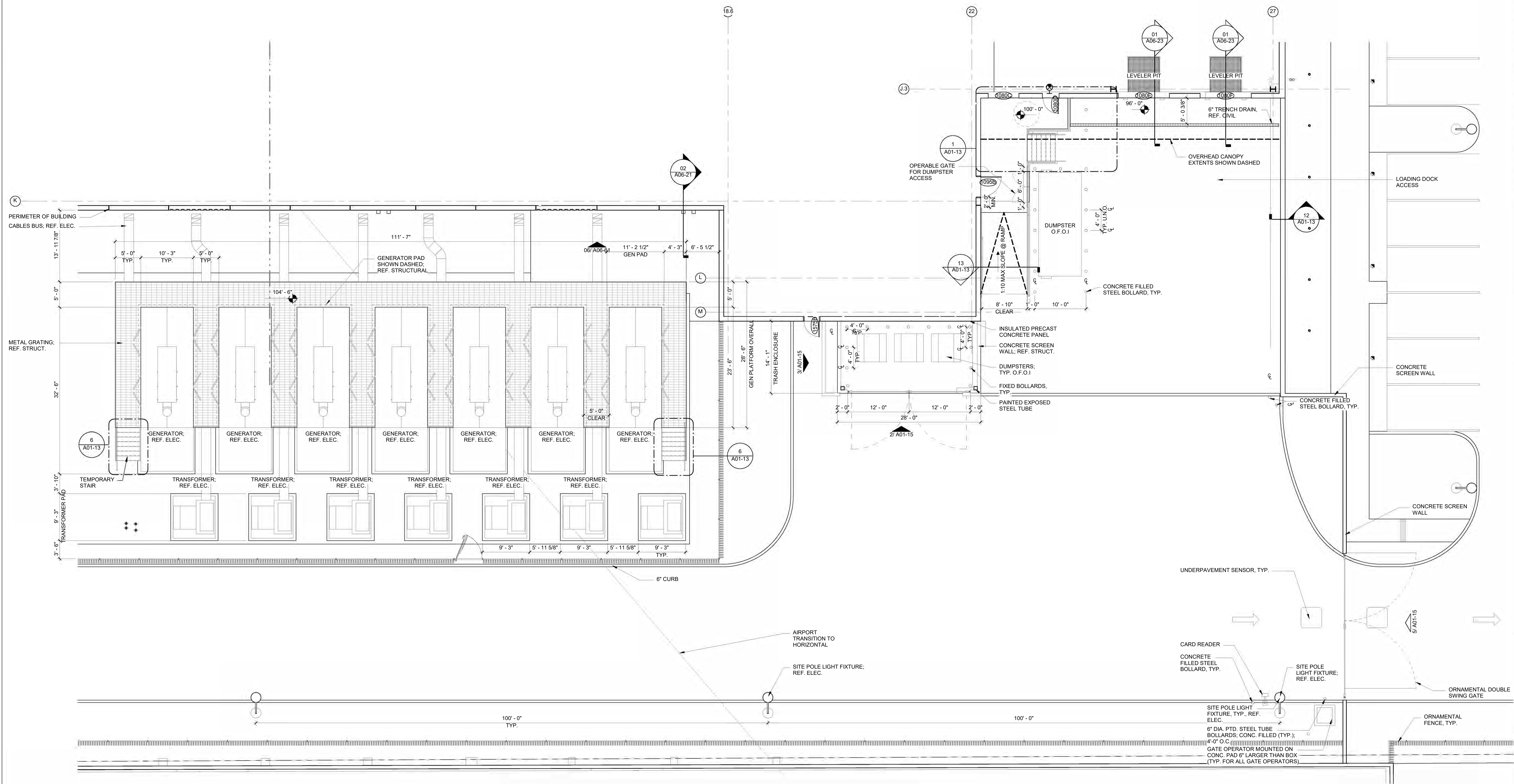


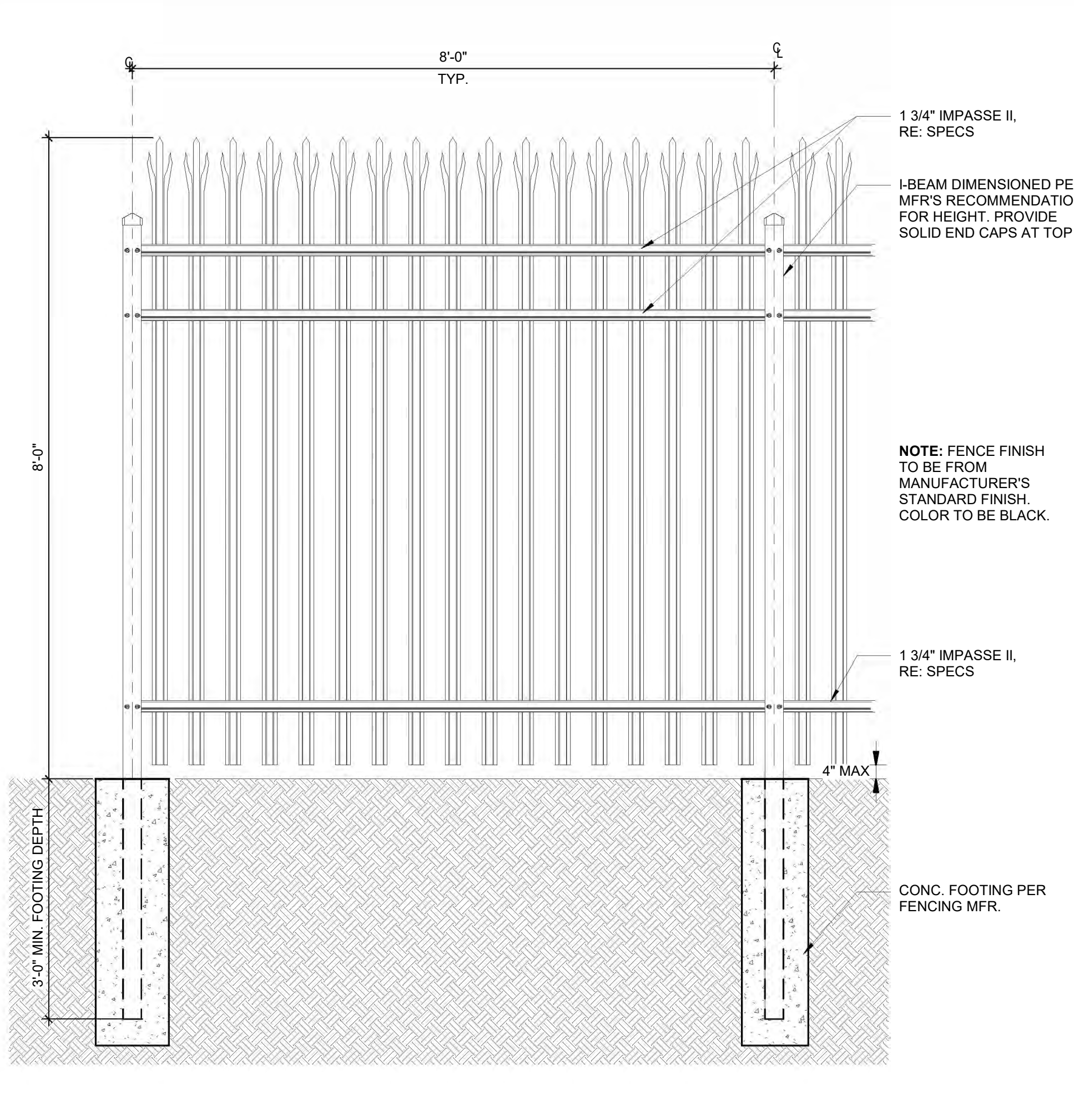
LARGED SITE PLAN

OUTH SERVICE YARD

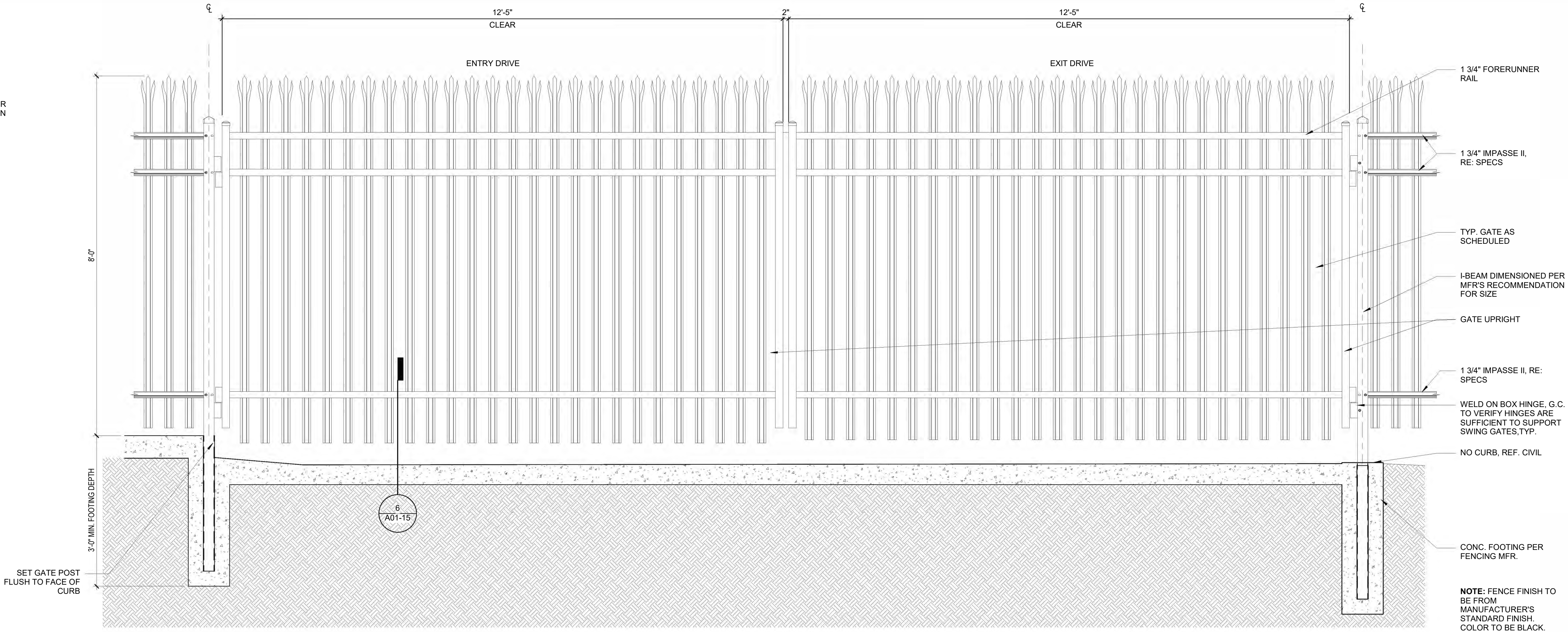
ECT	18256.0000
BER	
	06/12/2019
IT NUMBER	

A01-1

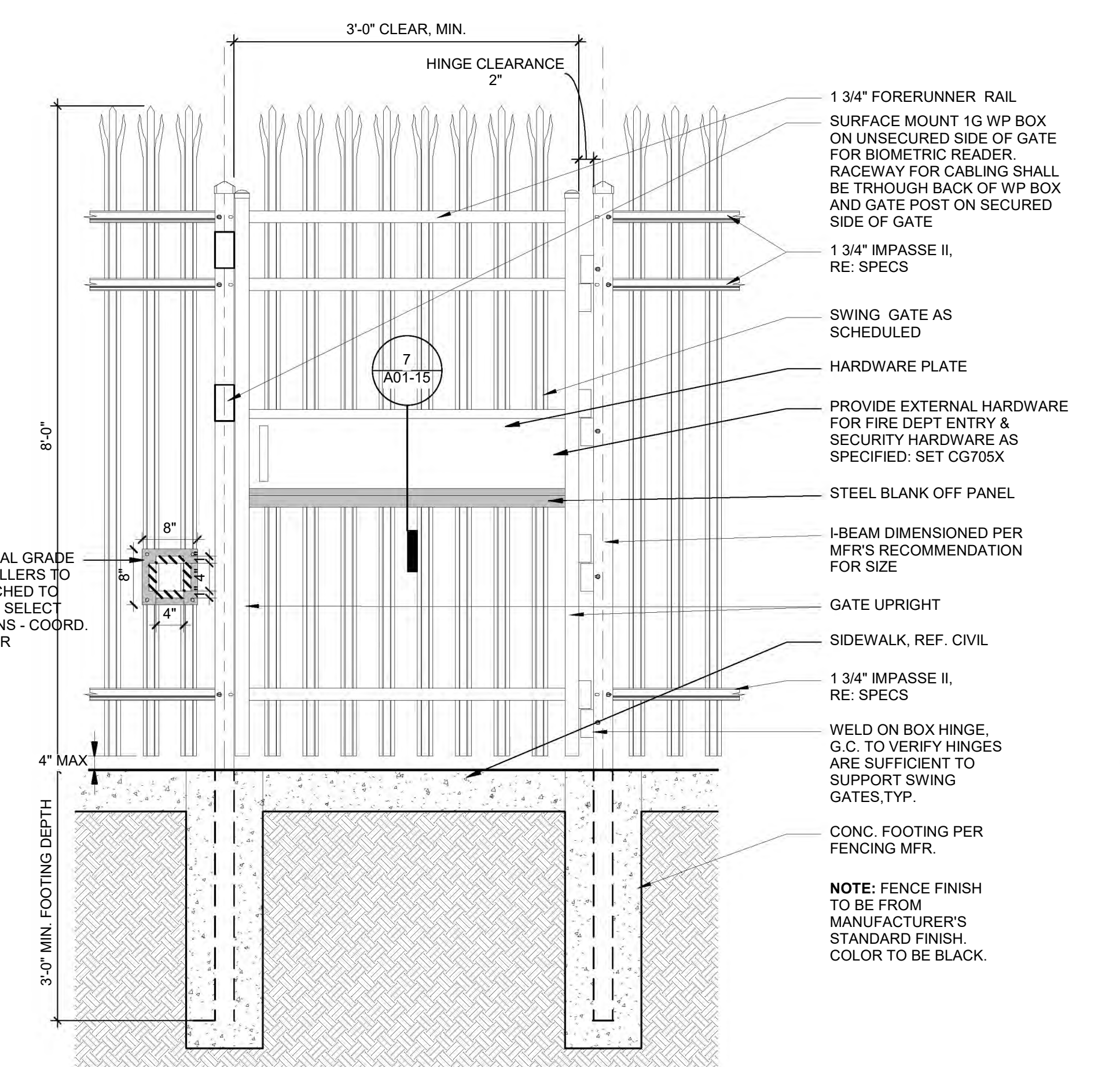




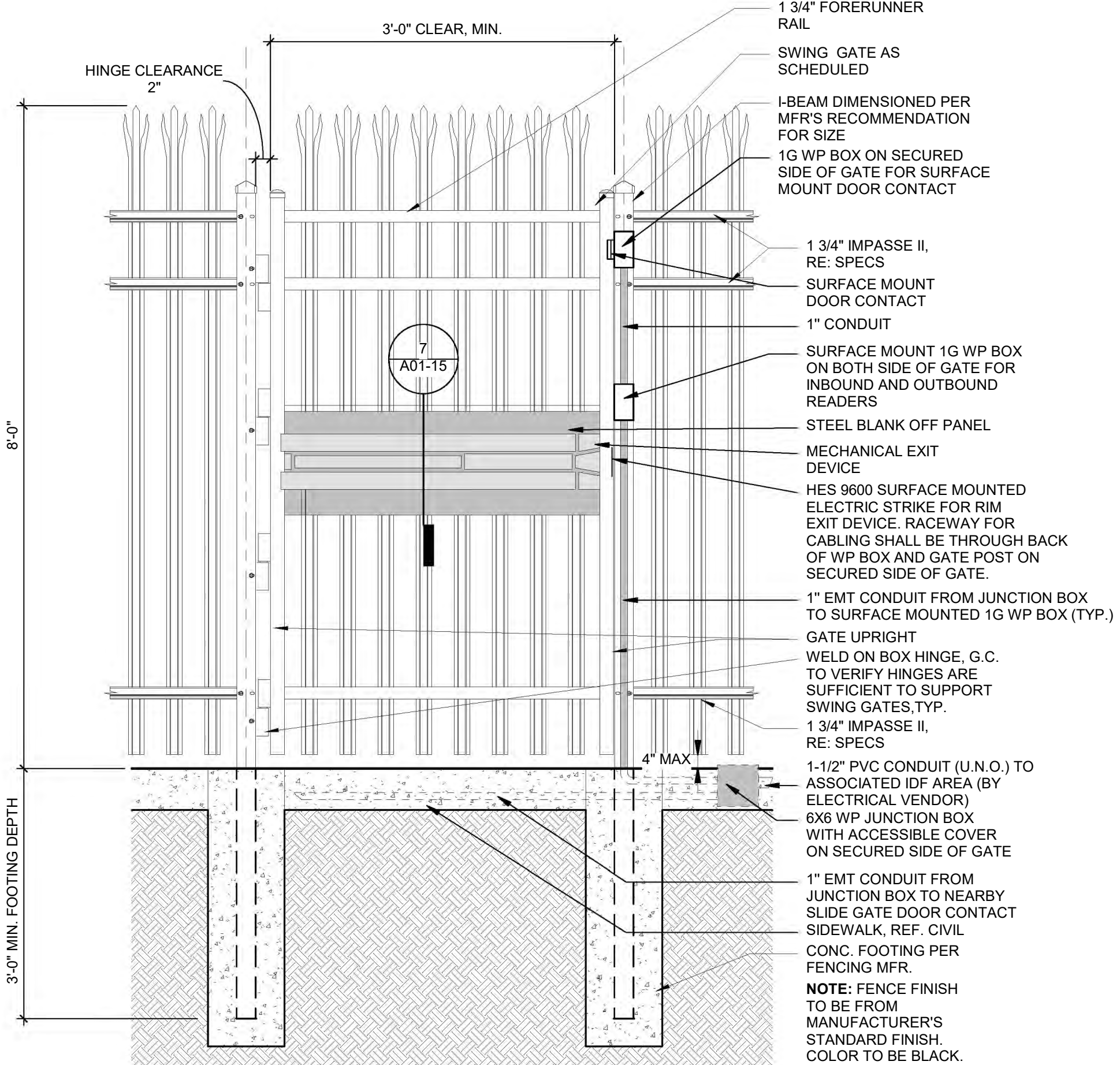
9 TYP. ELEVATION @ ORNAMENTAL SINGLE PANEL
3/4" = 1'-0"



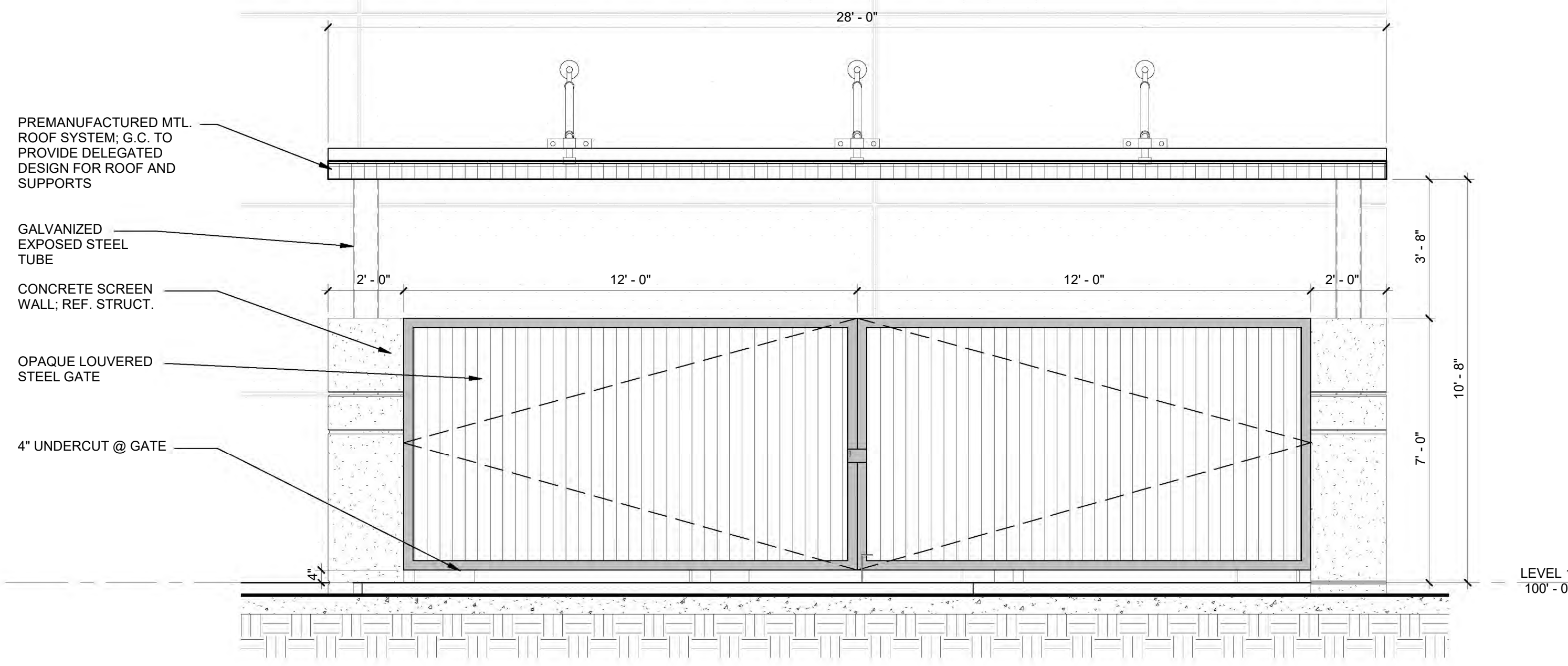
5 TYP. ELEVATION @ ORNAMENTAL DOUBLESWING GATE
3/4" = 1'-0"



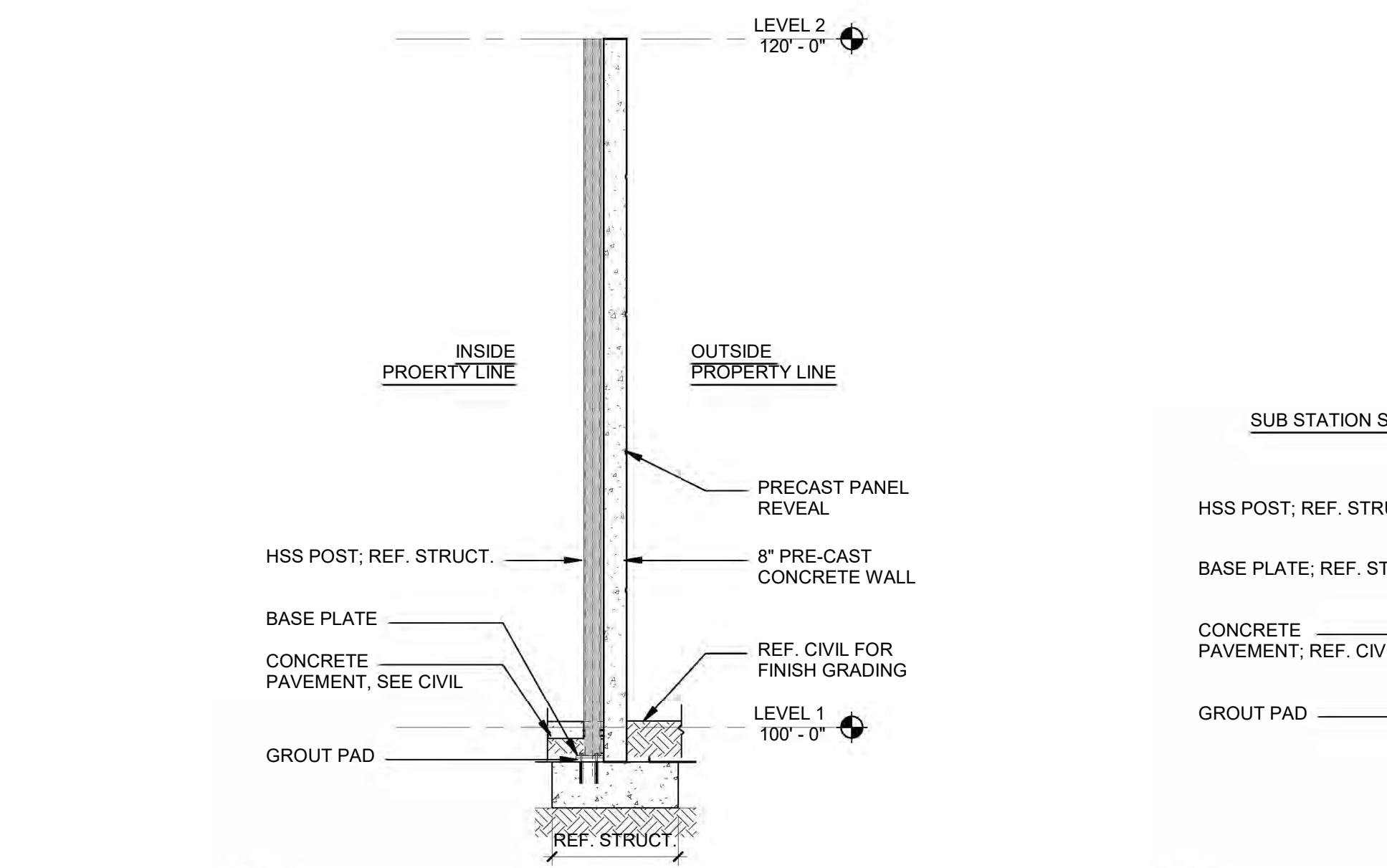
8 TYP. ELEVATION @ ORNAMENTAL FENCE PEDESTRIAN GATE - ENTRY SIDE
3/4" = 1'-0"



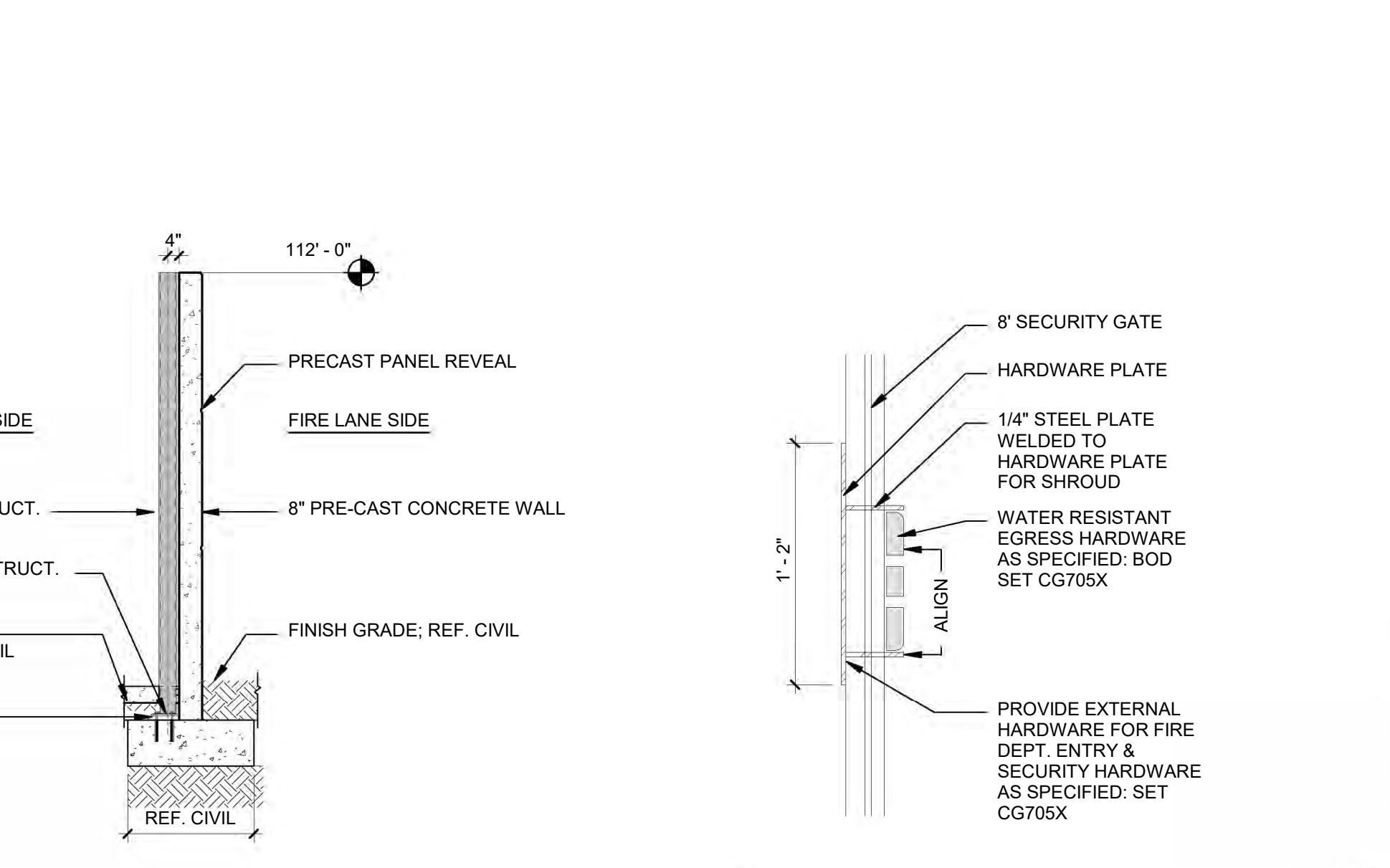
4 TYP. ELEVATION @ ORNAMENTAL FENCE PEDESTRIAN GATE - EXIT SIDE
3/4" = 1'-0"



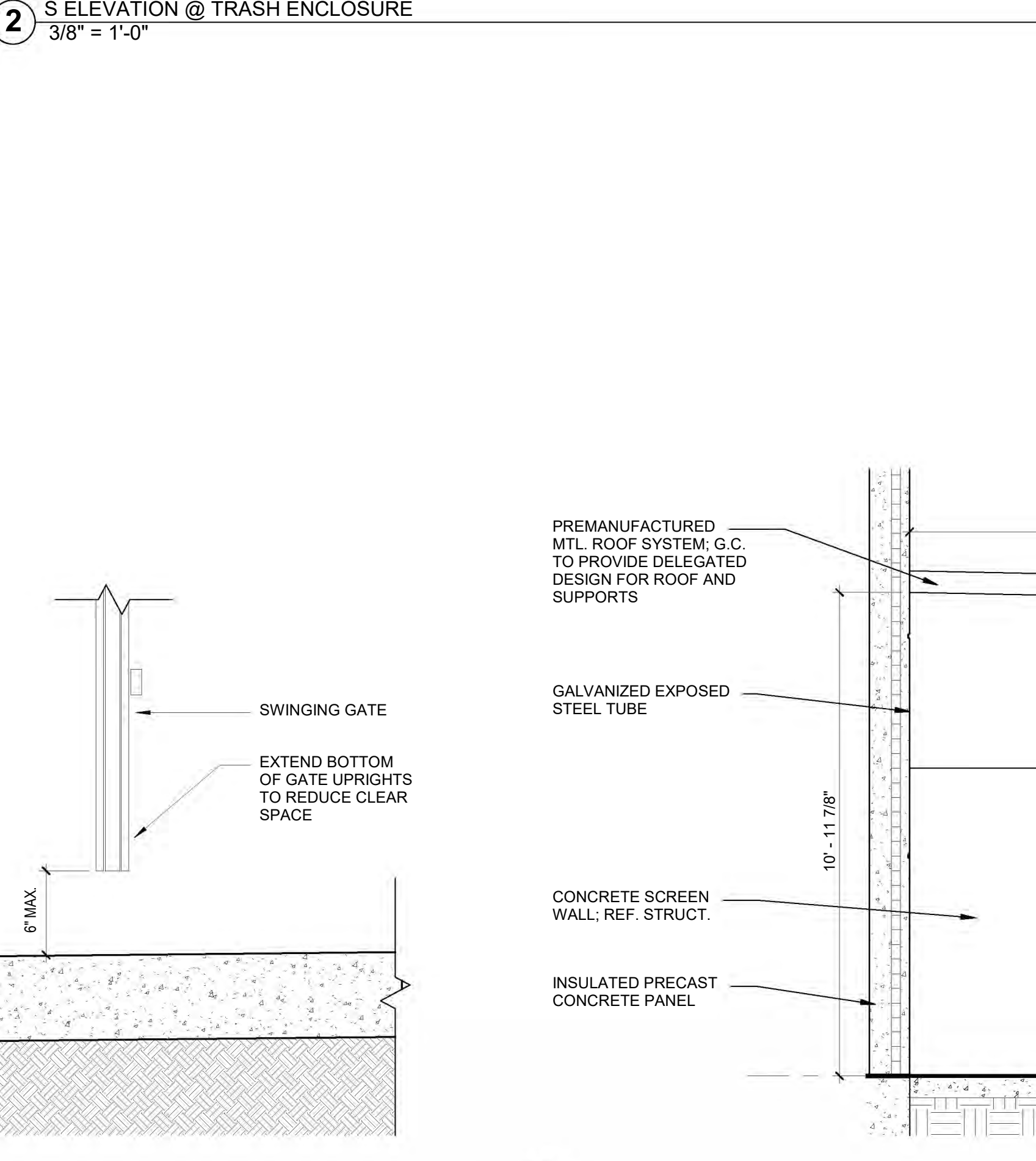
2 S ELEVATION @ TRASH ENCLOSURE
3/8" = 1'-0"



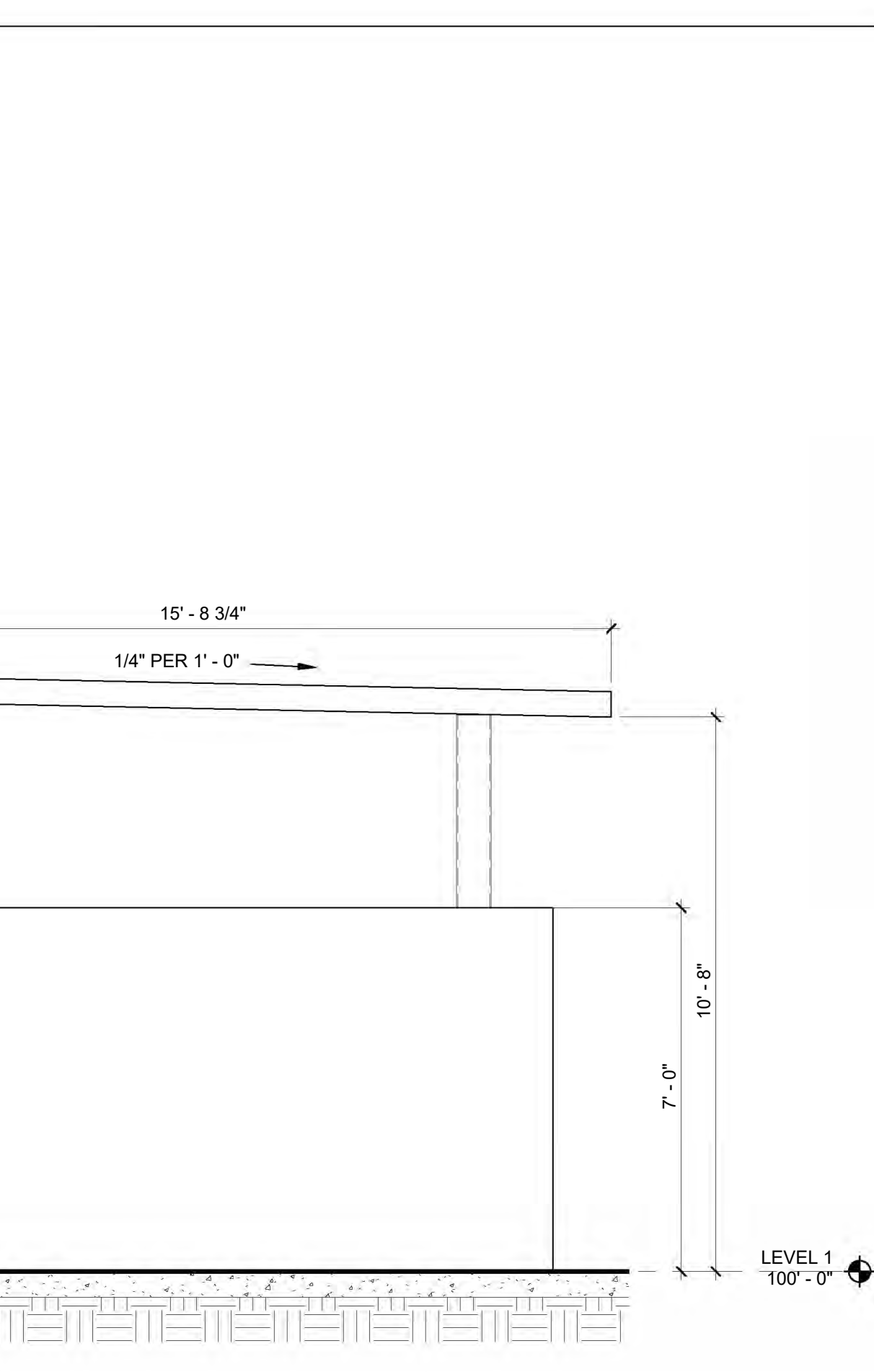
10 WALL SECTION 2 @ SUB STATION
1/4" = 1'-0"



1 WALL SECTION @ SUB STATION
1/4" = 1'-0"



6 SECTION DETAIL @ SWING GATE - ENTRY
1 1/2" = 1'-0"



3 W ELEVATION @ TRASH ENCLOSURE
3/8" = 1'-0"

9/16/2019 3:17:31 PM A01-15 ENLARGED SITE PLANS AND DETAILS

CORGAN
401 N. Houston St
Dallas, TX 75202
T: 214-748-2000 F: 214-653-8281

kW Mission Critical Engineering, d.p.c.
433 River Street, Suite 7002, Troy, NY 12180

Bennett & Pless Inc.
47 Perimeter Central East
Suite 500 Atlanta, GA 30346

KIER+WRIGHT
2850 Collier Canyon Rd
Livermore, CA 94551

TCD Design Consulting LLC
103 E Haning St. Howe TX 75459

JETT
Landscape Architecture + Design
2 Theatre Square, Suite 218, Orinda, CA 94563

ISSUES	
1	06/12/2019 DESIGN DEVELOPMENT
2	08/01/2019 ISSUE FOR PERMIT
3	08/23/2019 PCC REVIEW PACKAGE
4	
5	
6	
7	
8	
9	
10	

REVISIONS	
1	
2	
3	
4	
5	
6	
7	
8	
9	
10	

JEFFREY H. GYZEM
No. C-013086
RENEWAL DATE: 12/31/2021
ARCHITECT

Date of issue: 09/16/2019

SANTA CLARA

2600 De La Cruz Blvd
Santa Clara, CA 95050

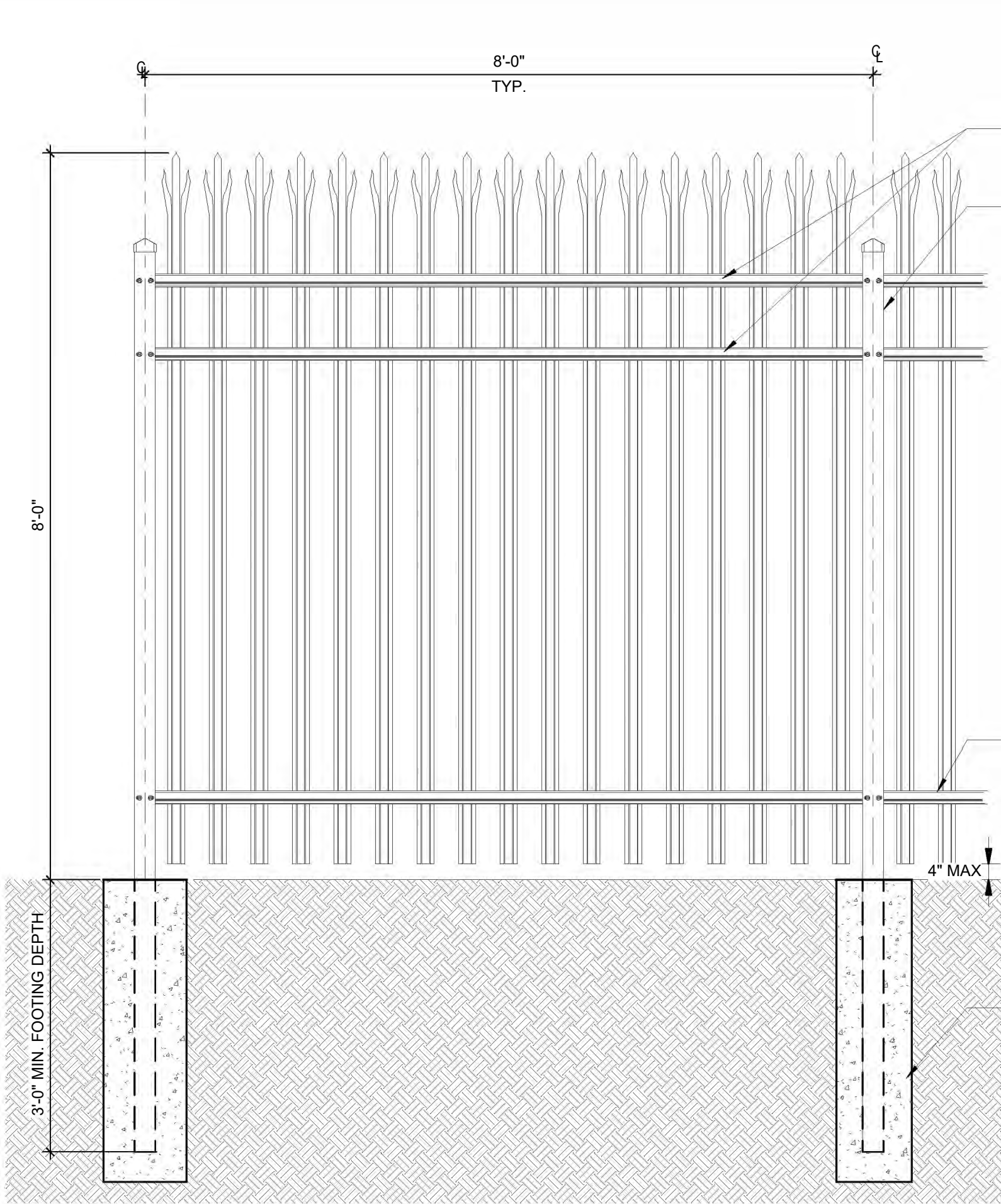
CyrusOne

ENLARGED SITE PLANS AND DETAILS

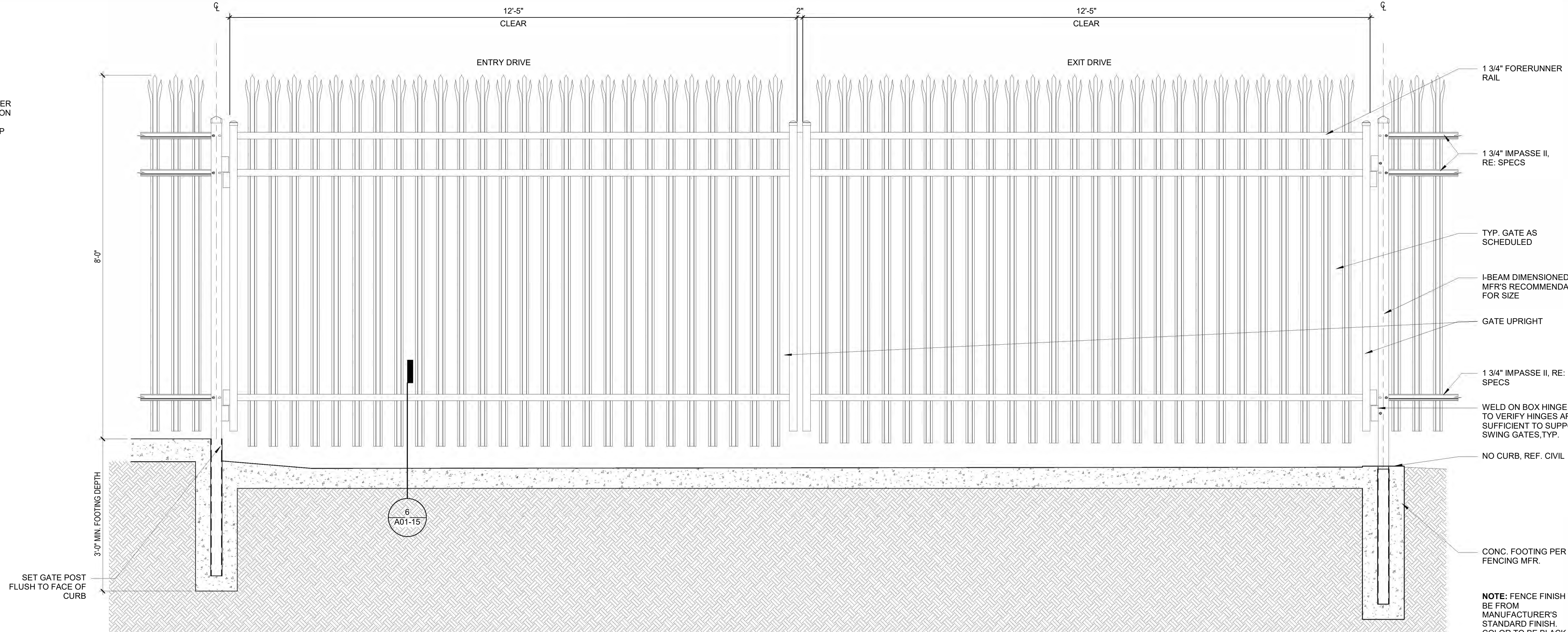
PROJECT NUMBER 18256.0000

DATE 06/12/2019

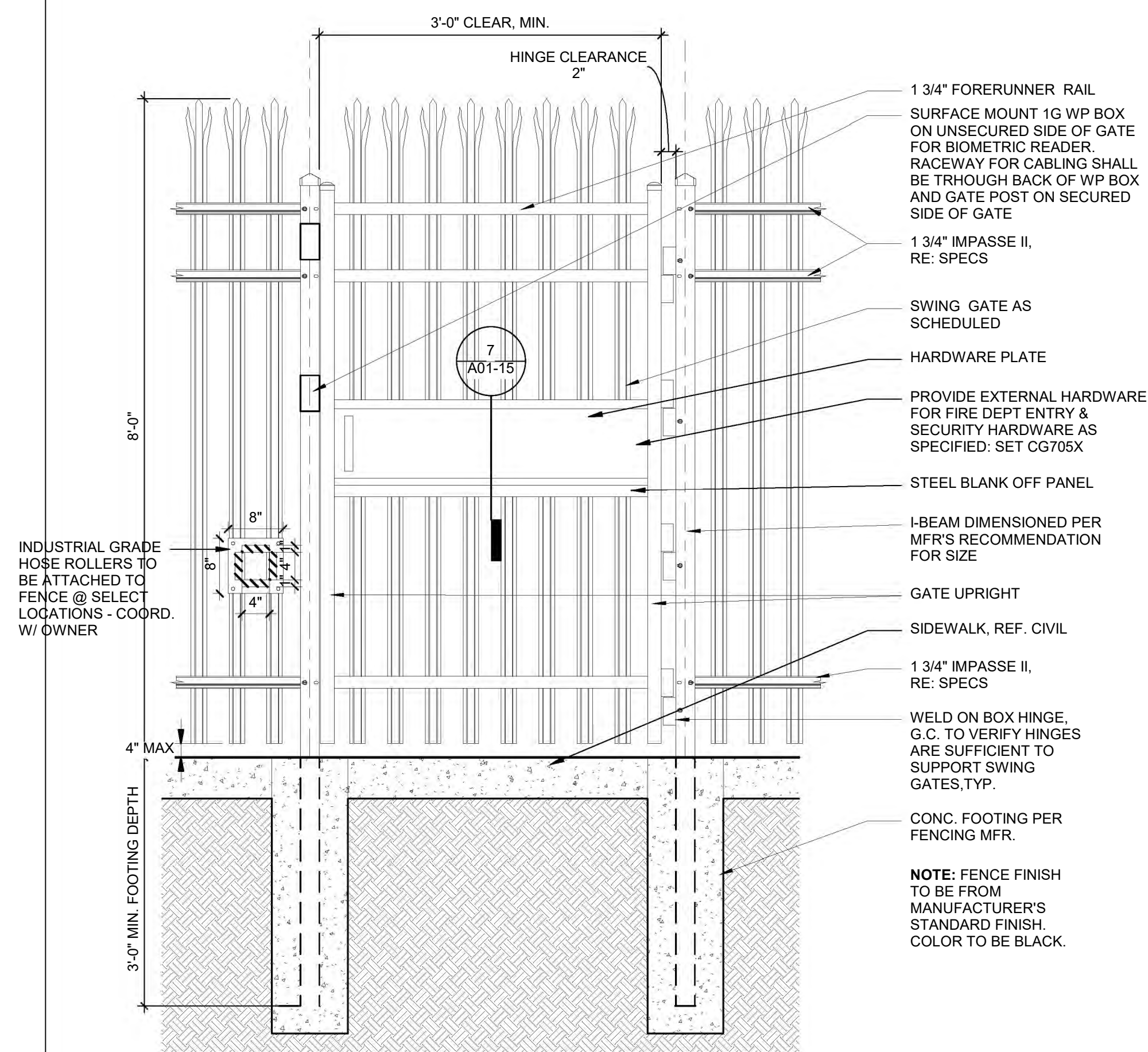
SHEET NUMBER A01-15



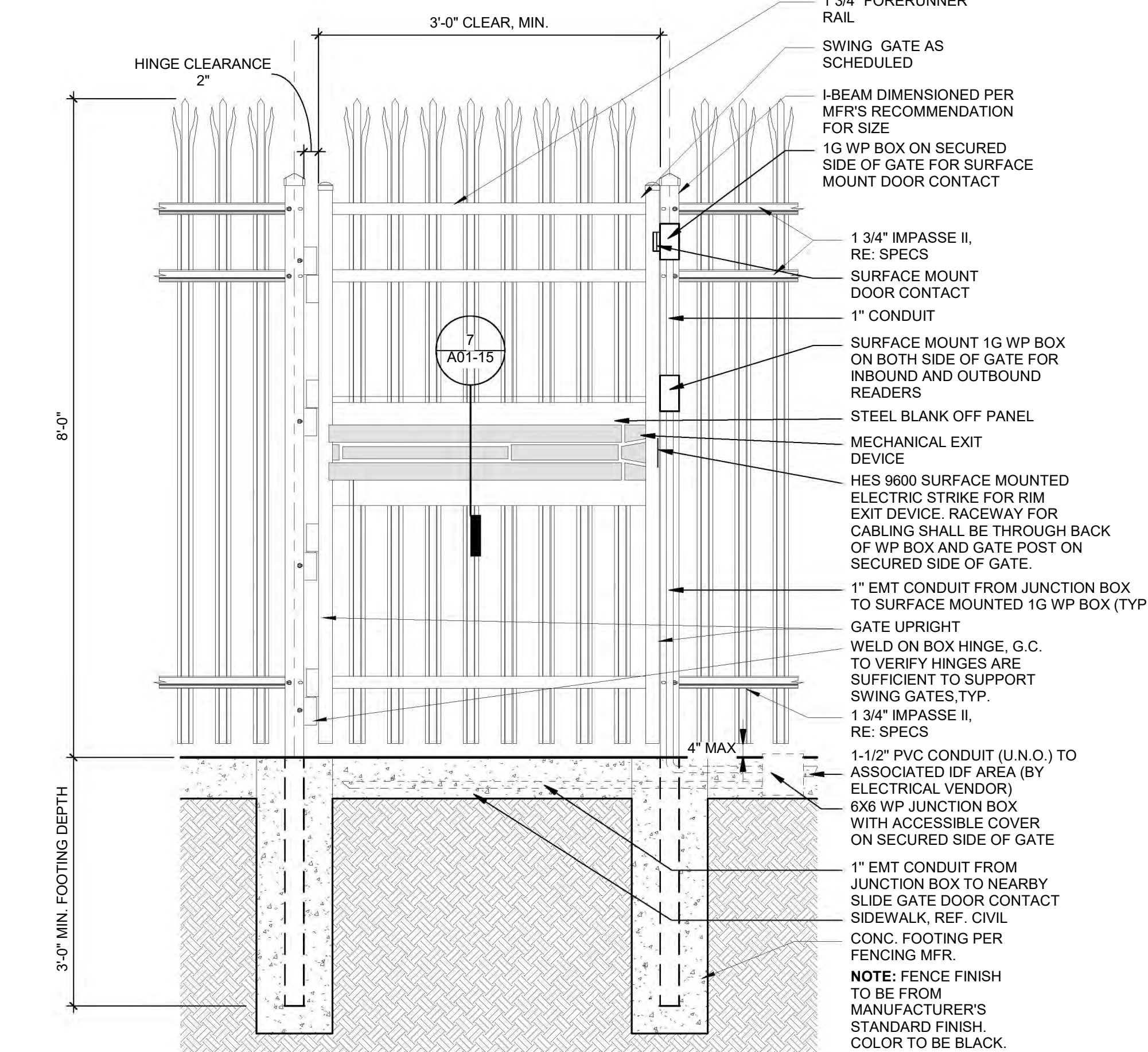
9 TYP. ELEVATION @ ORNAMENTAL SINGLE PANEL
3/4" = 1'-0"



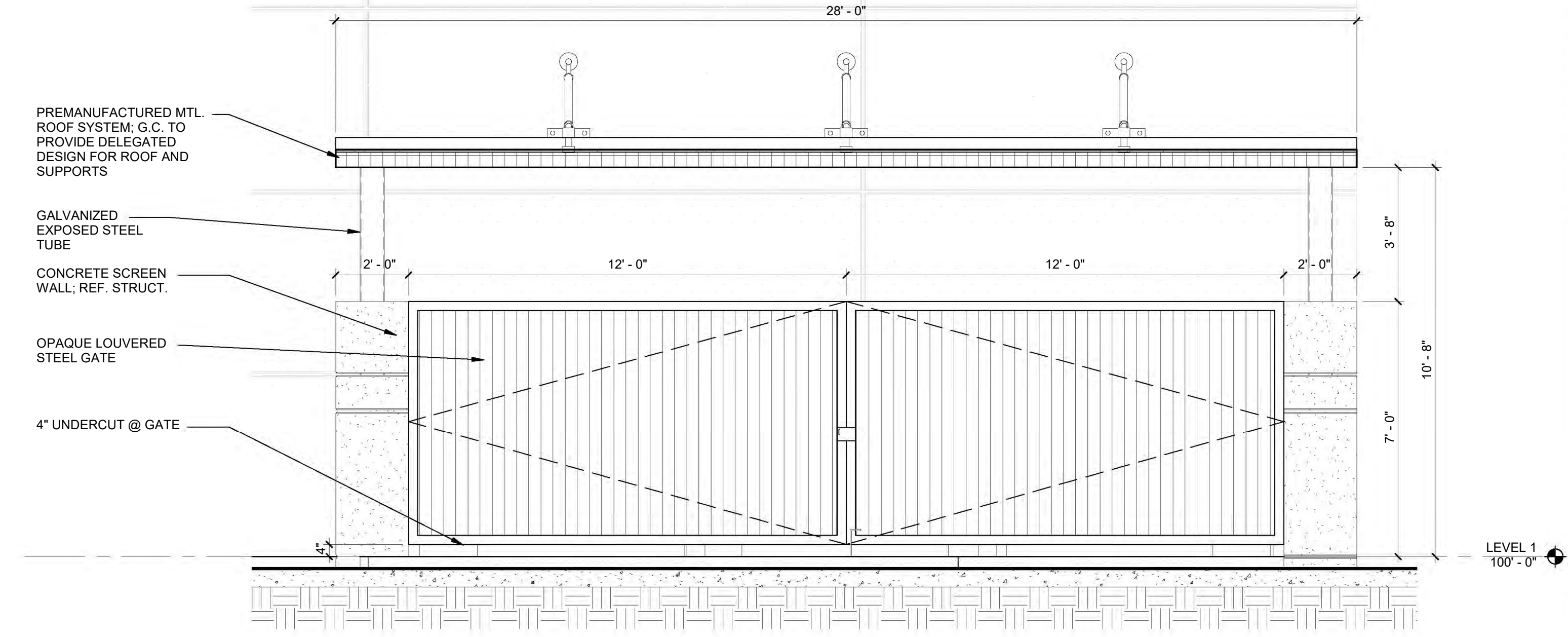
5 TYP. ELEVATION @ ORNAMENTAL DOUBLESWING GATE
3/4" = 1'-0"



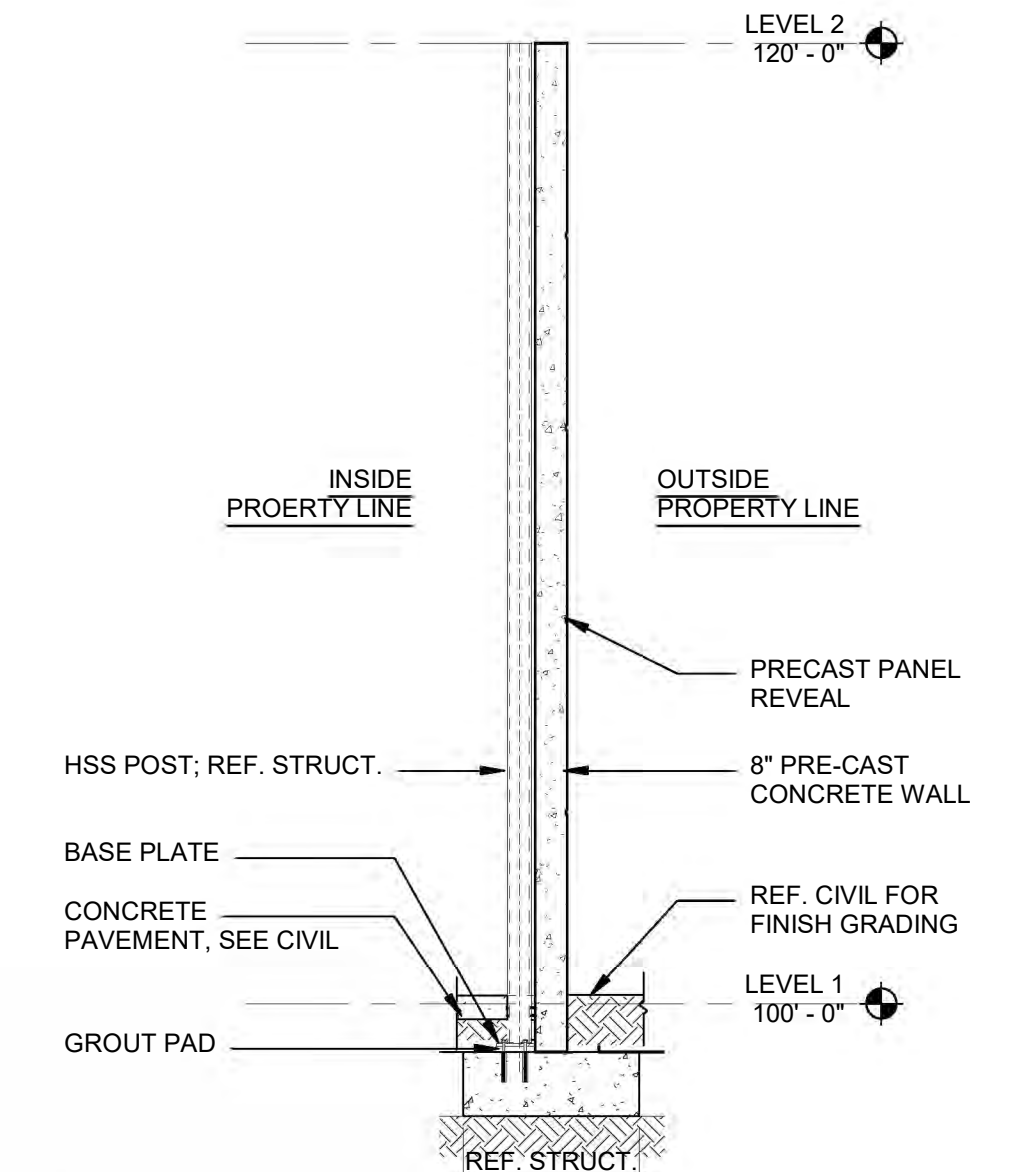
8 TYP. ELEVATION @ ORNAMENTAL FENCE PEDESTRIAN GATE - ENTRY SIDE
3/4" = 1'-0"



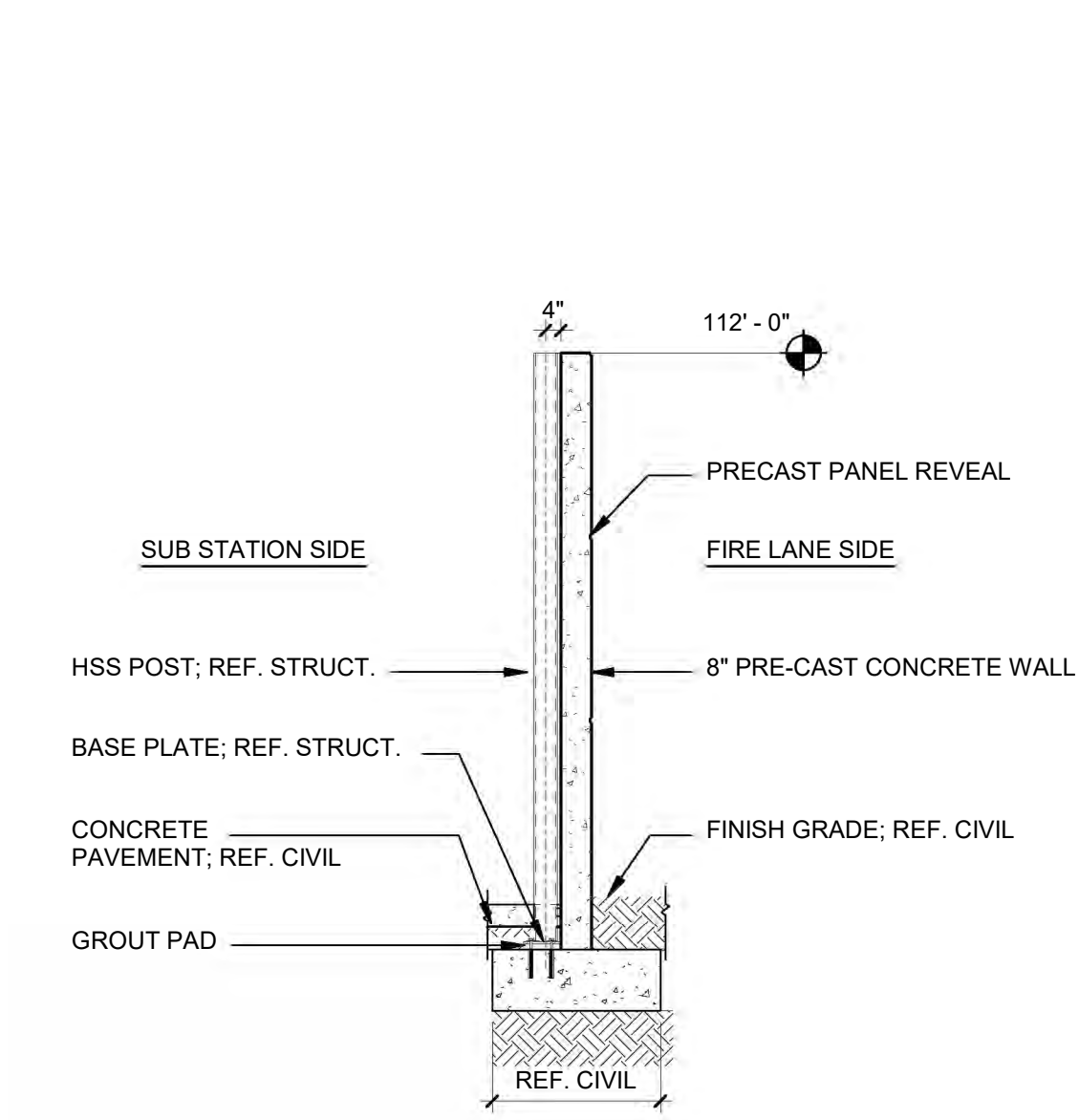
4 TYP. ELEVATION @ ORNAMENTAL FENCE PEDESTRIAN GATE - EXIT SIDE
3/4" = 1'-0"



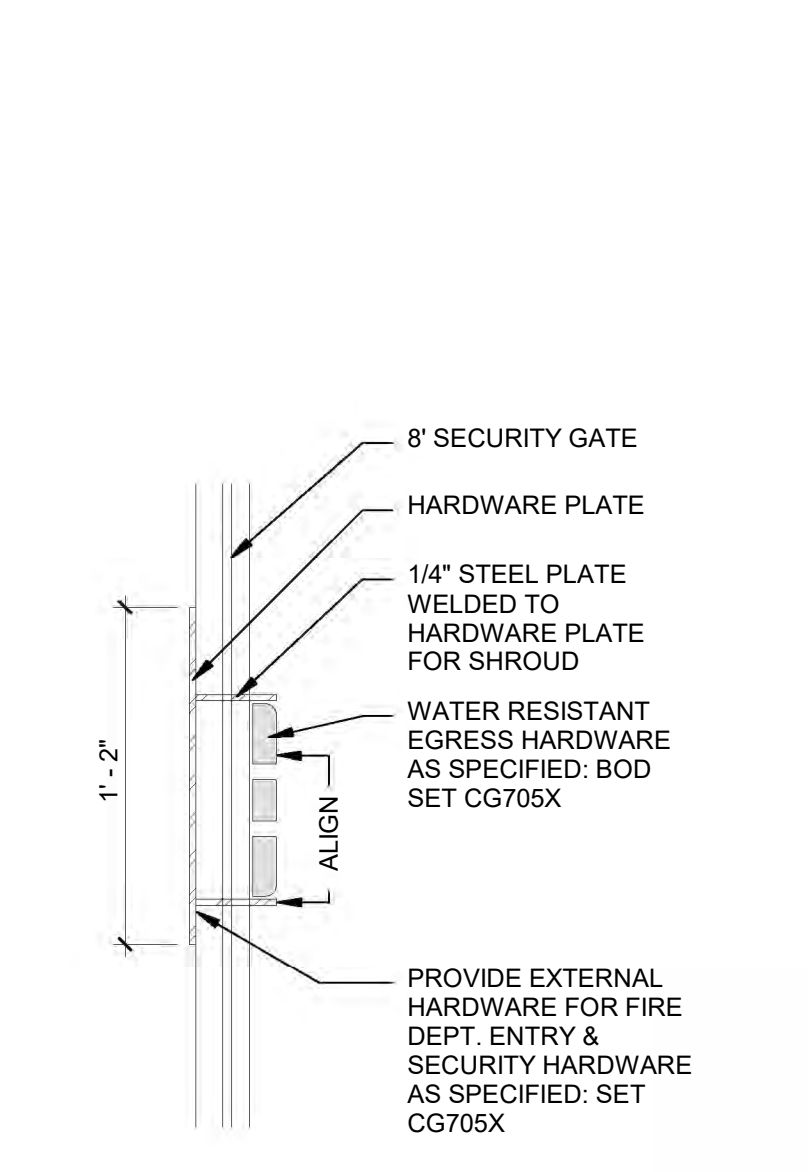
2 S ELEVATION @ TRASH ENCLOSURE
3/8" = 1'-0"



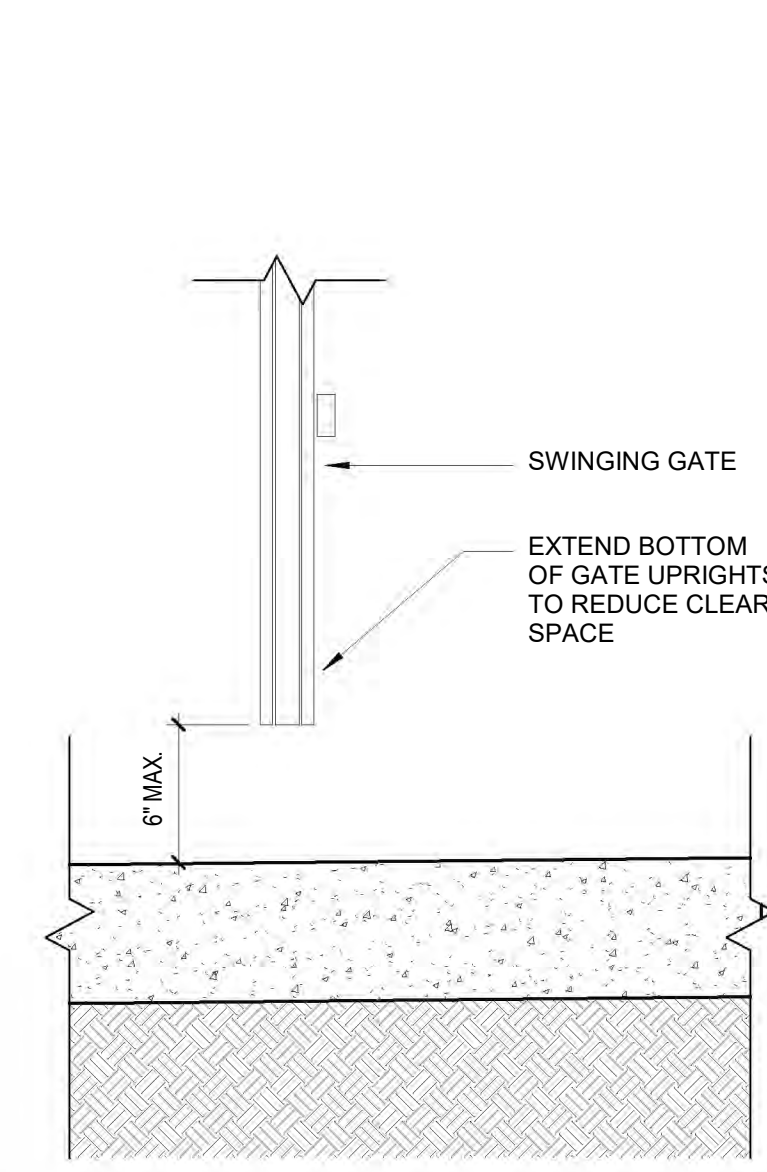
10 WALL SECTION 2 @ SUB STATION
1/4" = 1'-0"



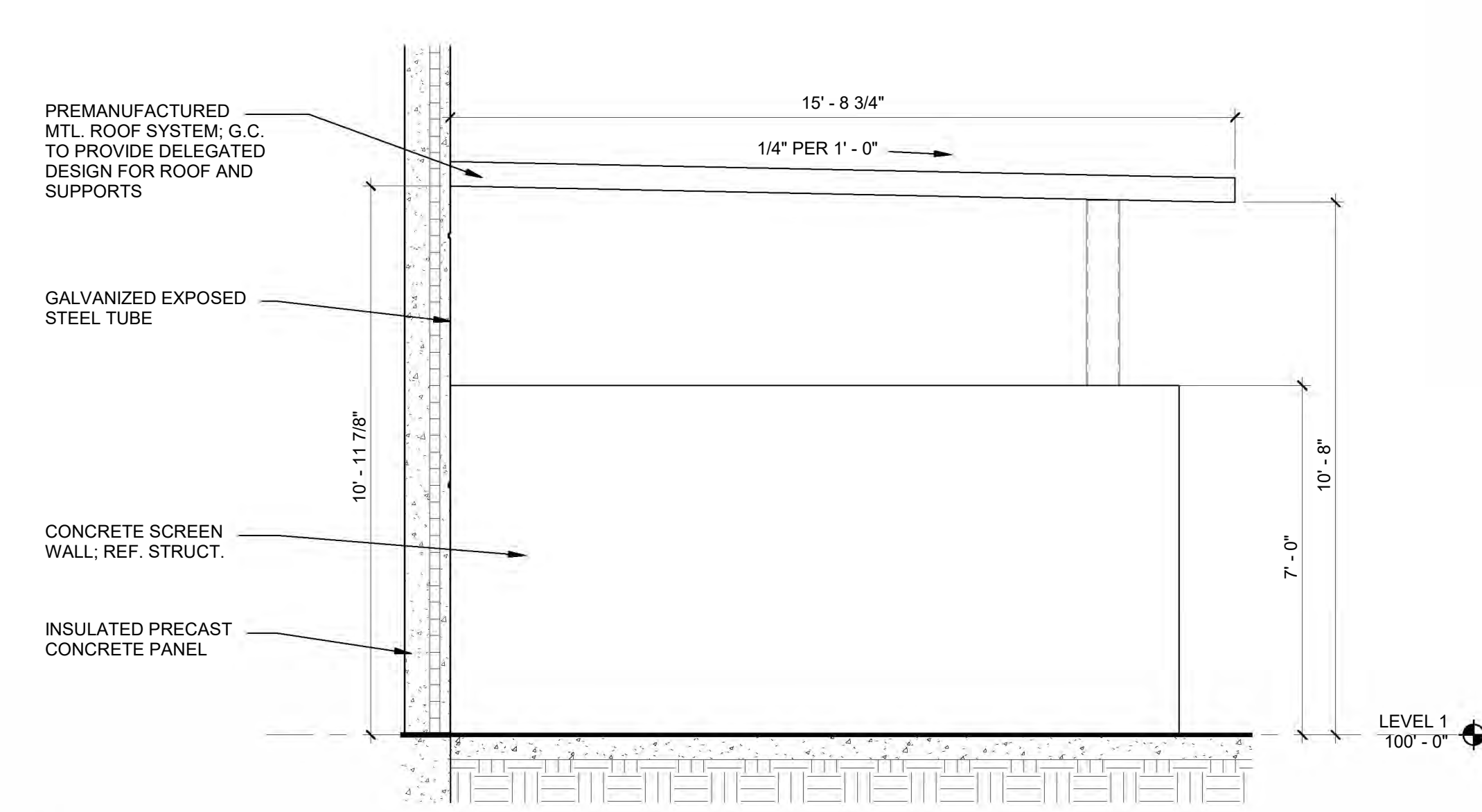
1 WALL SECTION @ SUB STATION
1/4" = 1'-0"



7 DETAIL - GATE PANIC HARDWARE SHROUD
1 1/4" = 1'-0"



6 SECTION DETAIL @ SWING GATE - ENTRY
1 1/2" = 1'-0"



3 W ELEVATION @ TRASH ENCLOSURE
3/8" = 1'-0"



CORGAN
401 N. Houston St
Dallas, TX 75202
T: 214-748-2000 F: 214-653-8281

kW Mission Critical
Engineering, d.p.c.
433 River Street, Suite 7002, Troy, NY 12180

Bennett & Pless Inc.
47 Perimeter Central East
Suite 500 Atlanta, GA 30346

KIER+WRIGHT
2850 Collier Canyon Rd
Livermore, CA 94551

TC Design Consulting LLC
103 E Haning St. Howe TX 75459

NETT
Landscape Architecture + Design
2 Theatre Square, Suite 218, Orinda, CA 94563

ISSUES
1 06/12/2019 DESIGN DEVELOPMENT
2 08/01/2019 ISSUE FOR PERMIT
3 08/23/2019 PCC REVIEW PACKAGE
4
5
6
7
8
9
10
REVISIONS
1
2
3
4
5
6
7
8
9
10



Date of issue:
08/23/2019

SANTA CLARA
2600 De La Cruz Blvd
Santa Clara, CA 95050

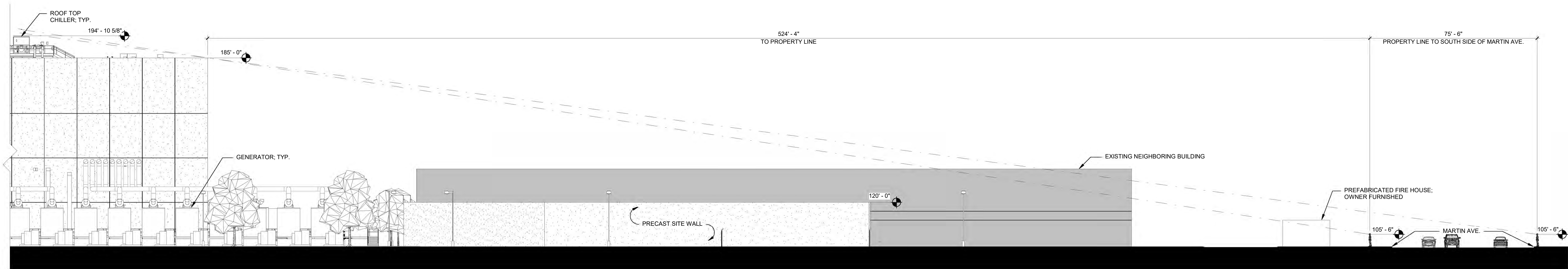


ENLARGED SITE PLANS
AND DETAILS

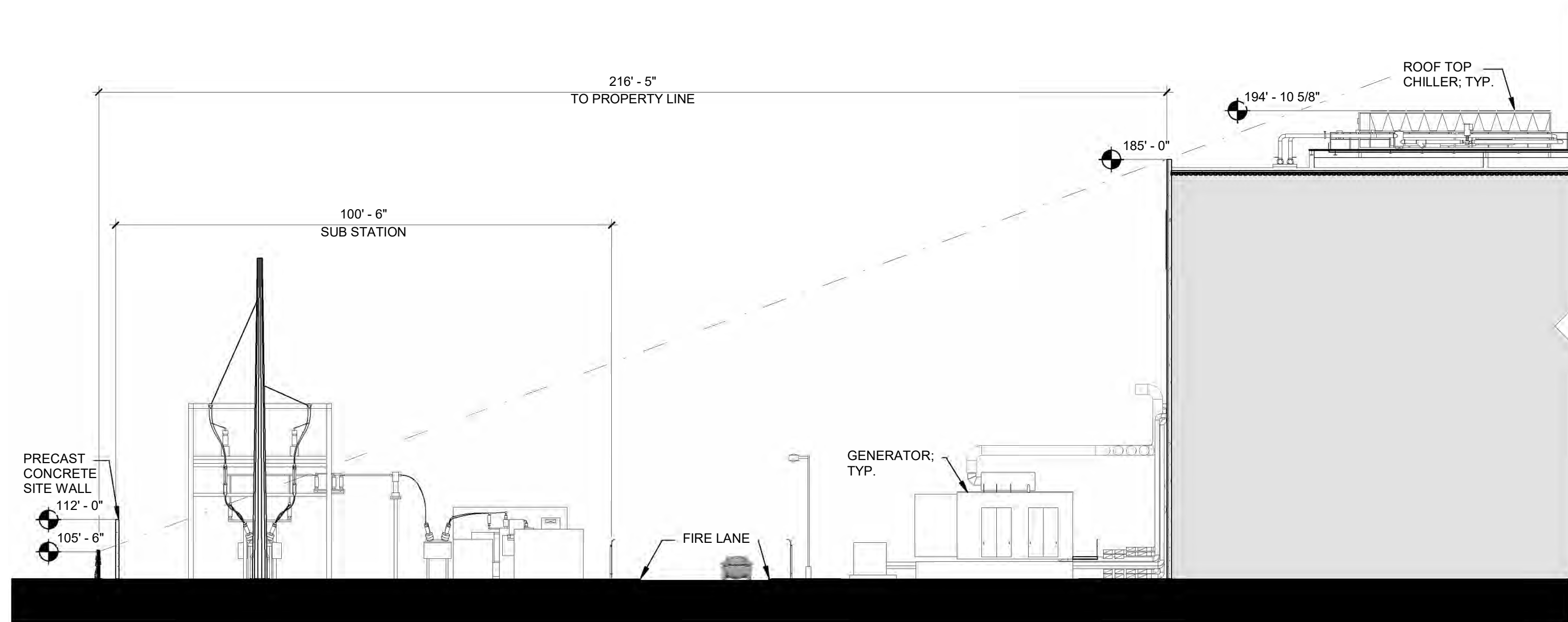
PROJECT 18256.0000
DATE 06/12/2019
SHEET NUMBER

A01-15

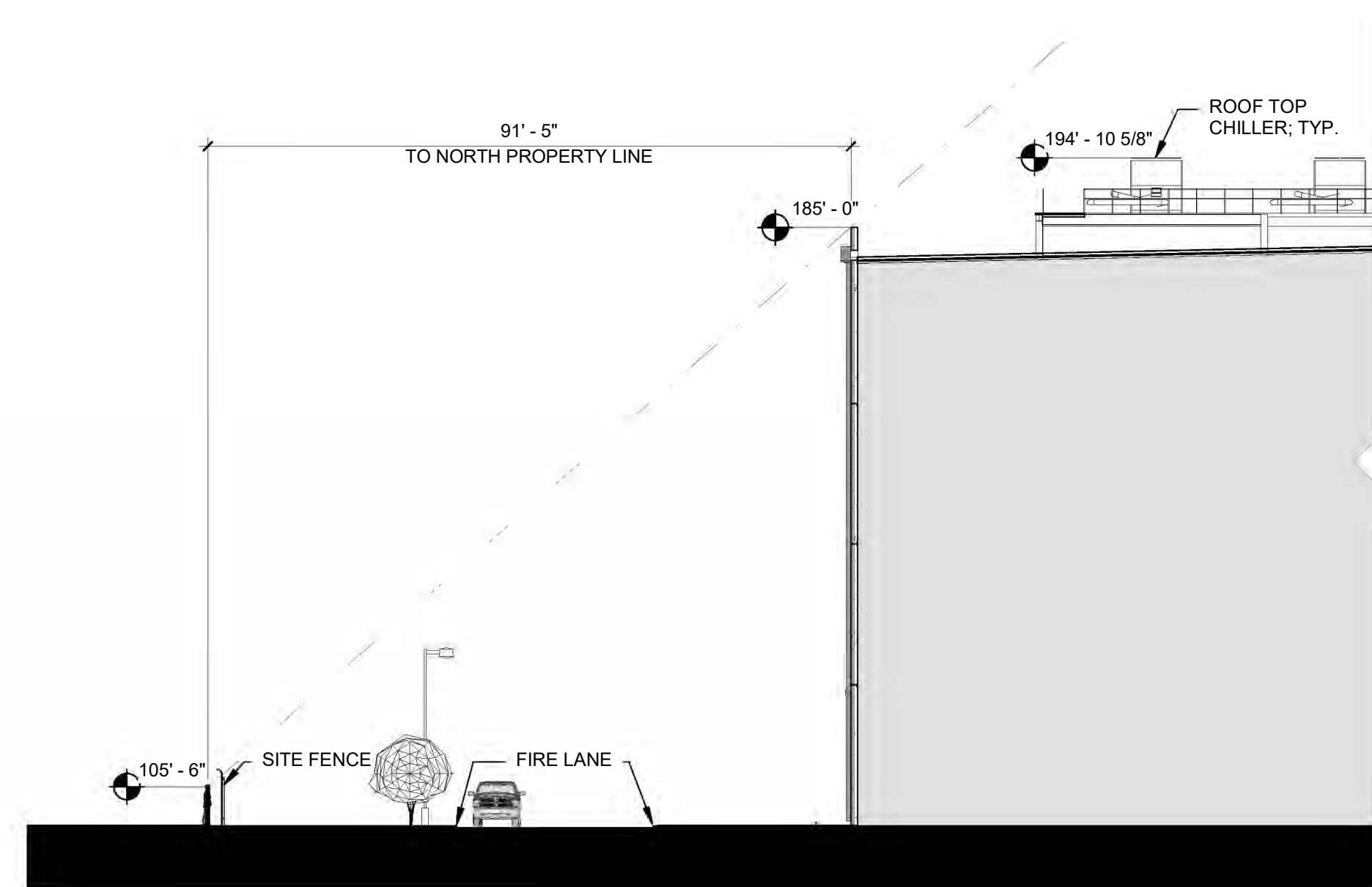
8/23/2019 1:00:52 AM A01-16 SIGHT LINE STUDY



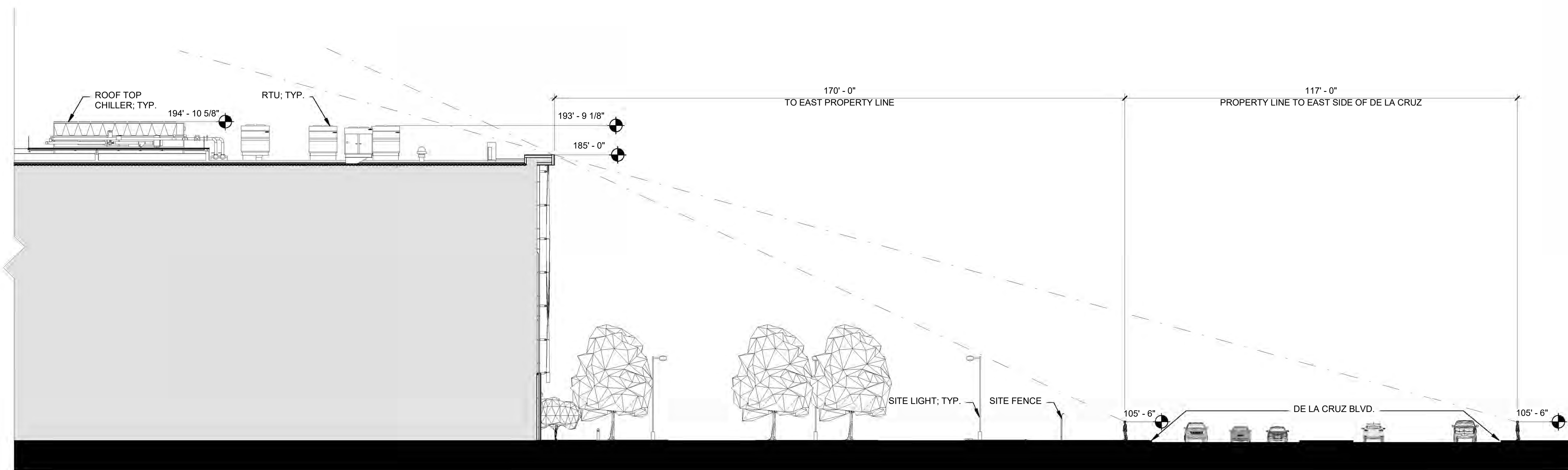
④ SIGHT LINE STUDY - VIEW FROM MARTIN AVE.
1" = 20'-0"



③ SIGHT LINE STUDY - VIEW FROM W PROPERTY LINE
1" = 20'-0"



② SIGHT LINE STUDY - VIEW FROM N PROPERTY LINE
1" = 20'-0"



① SIGHT LINE STUDY - VIEW FROM DE LA CRUZ
1" = 20'-0"

C O R G A N

CORGAN
401 N. Houston St
Dallas, TX 75202
T: 214-748-2000 F: 214-653-8281

kw Mission Critical
Engineering, d.p.c.
433 River Street, Suite 7002, Troy, NY 12180

Bennett & Pless Inc.
47 Perimeter Central East
Suite 500 Atlanta, GA 30346

KIER+WRIGHT
2850 Collier Canyon Rd
Livermore, CA 94551


TC Design Consulting LLC
103 E Haning St. Howe TX 75459

NETT
Landscape Architecture + Design
2 Theatre Square, Suite 218, Orinda, CA 94563

ISSUES

1	06/12/2019	DESIGN DEVELOPMENT
2	08/01/2019	ISSUE FOR PERMIT
3	08/23/2019	PCC REVIEW PACKAGE
4		
5		
6		
7		
8		
9		
10		

REVISIONS



Date of issue:
08/23/2019

SANTA CLARA
2600 De La Cruz Blvd
Santa Clara, CA 95050



SIGHT LINE STUDY

PROJECT NUMBER 18256.0000
DATE 06/12/2019
SHEET NUMBER

A01-16



CORGAN
401 N. Houston St
Dallas, TX 75202
T: 214-748-2000 F: 214-653-8281

kw Mission Critical
Engineering, d.p.c.
433 River Street, Suite 7002, Troy, NY 12180

Bennett & Pless Inc.
47 Perimeter Central East
Suite 500 Atlanta, GA 30346

KIER+WRIGHT
2850 Collier Canyon Rd
Livermore, CA 94551


TC Design Consulting LLC
103 E Haning St. Howe TX 75459

NETT
Landscape Architecture + Design
2 Theatre Square, Suite 218, Orinda, CA 94563

ISSUES

1	06/12/2019	DESIGN DEVELOPMENT
2	08/01/2019	ISSUE FOR PERMIT
3	08/23/2019	PCC REVIEW PACKAGE
4		
5		
6		
7		
8		
9		
10		

REVISIONS



Date of issue:
09/16/2019

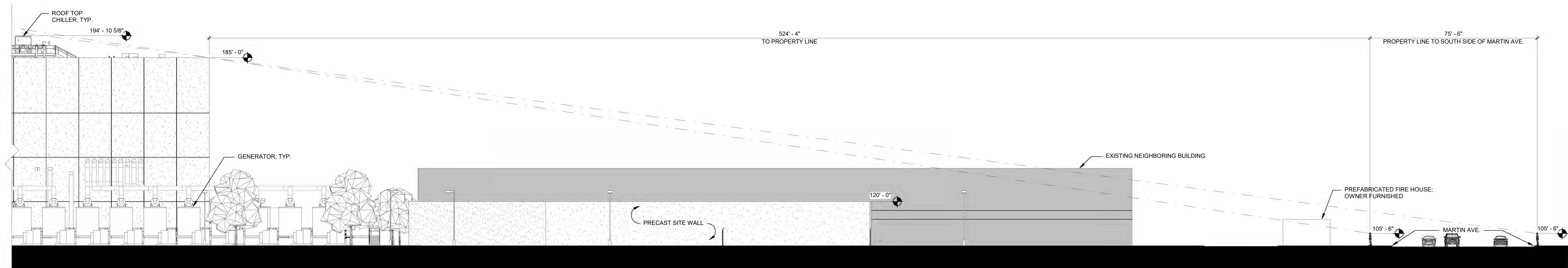
SANTA CLARA
2600 De La Cruz Blvd
Santa Clara, CA 95050



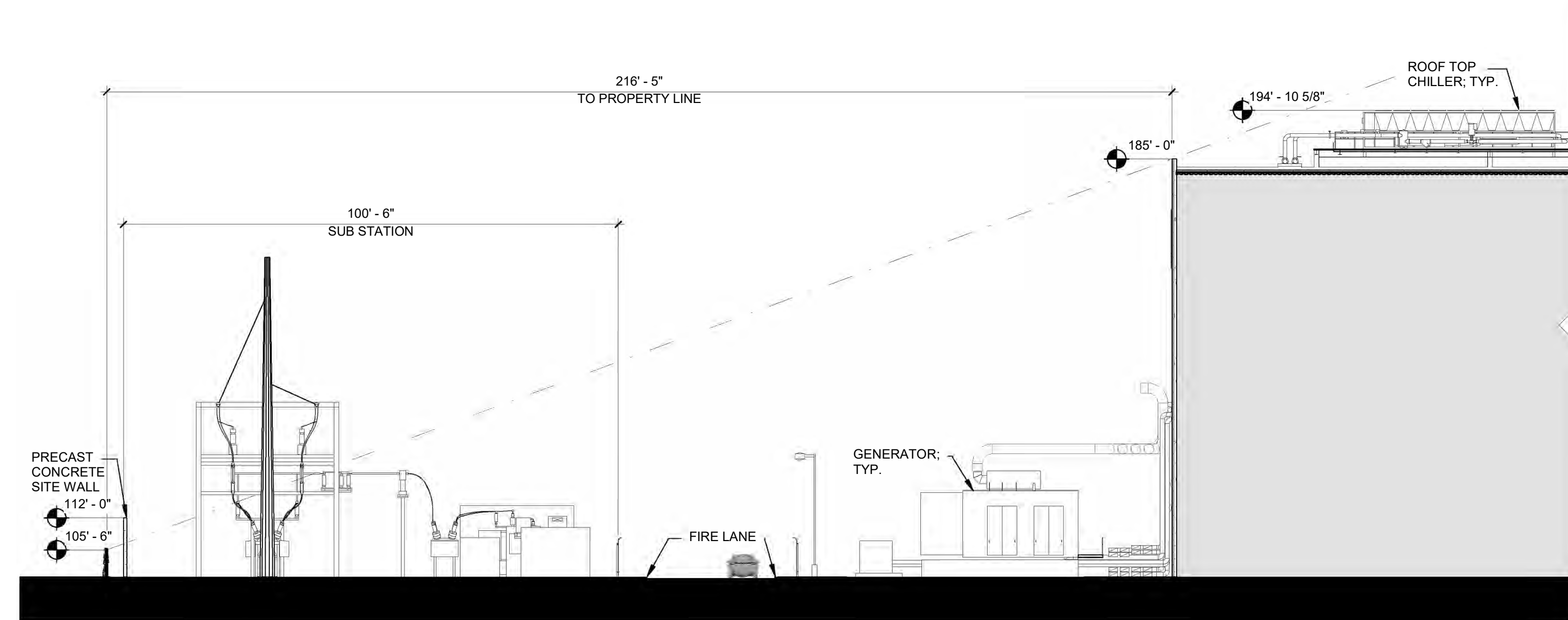
SIGHT LINE STUDY

PROJECT NUMBER 18256.0000
DATE 06/12/2019
SHEET NUMBER

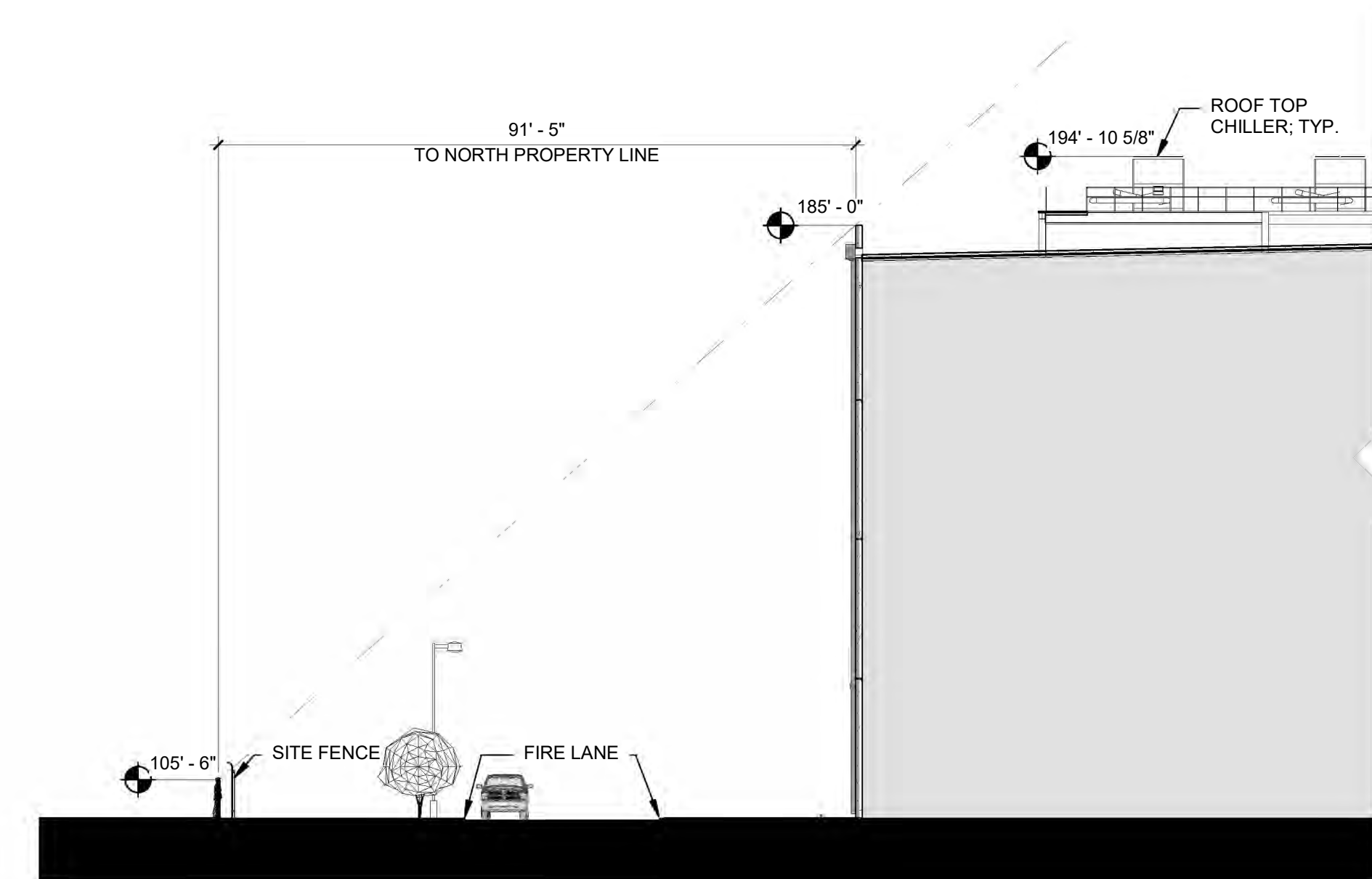
A01-18



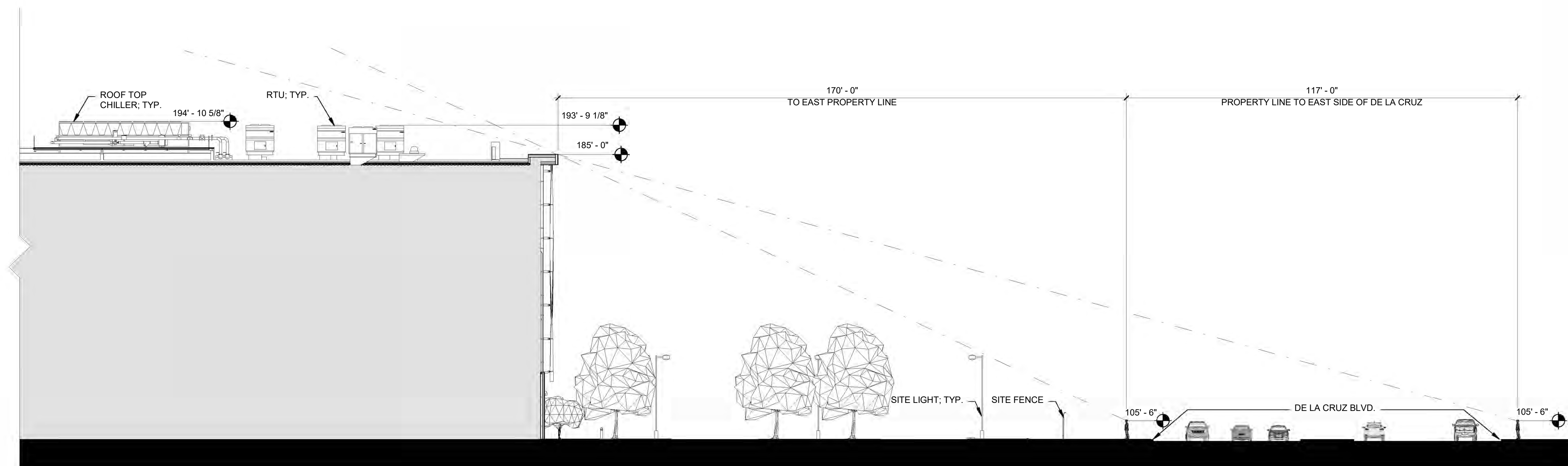
4 SIGHT LINE STUDY - VIEW FROM MARTIN AVE.
1" = 20'-0"



3 SIGHT LINE STUDY - VIEW FROM W PROPERTY LINE
1" = 20'-0"



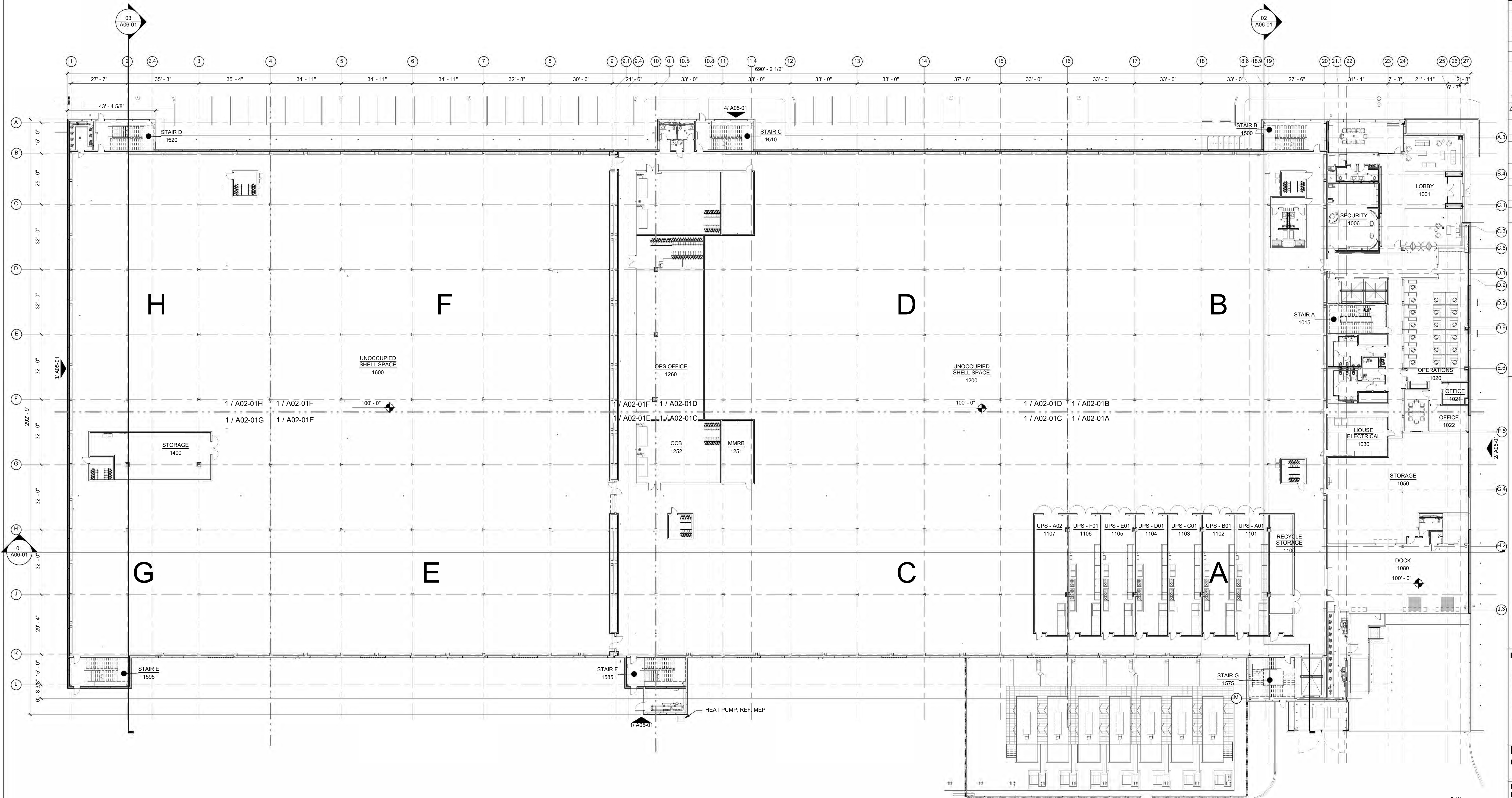
2 SIGHT LINE STUDY - VIEW FROM N PROPERTY LINE
1" = 20'-0"



1 SIGHT LINE STUDY - VIEW FROM DE LA CRUZ
1" = 20'-0"

9/16/2019 3:20:57 PM A02-01 FLOOR PLAN - LEVEL ONE - OVERALL

1 FLOOR PLAN - LEVEL ONE - OVERALL
1" = 20'-0"



CORGAN
401 N. Houston St
Dallas, TX 75202
T: 214-748-2000 F: 214-653-8281

kw kW Mission Critical
Engineering, d.p.c.
433 River Street, Suite 7002, Troy, NY 12180

Bennett & Pless Inc.
47 Perimeter Central East,
Suite 500 Atlanta, GA 30346


KIER+WRIGHT
2850 Collier Canyon Rd
Livermore, CA 94551

TC Design Consulting LLC
103 E Haning St, Howe TX 75459

NETT
Landscape Architecture + Design
2 Theatre Square, Suite 218, Orinda, CA 94563


ISSUES		
1	06/12/2019	DESIGN DEVELOPMENT
2	08/01/2019	ISSUE FOR PERMIT
3	08/23/2019	PCC REVIEW PACKAGE
4		
5		
6		
7		
8		
9		
10		

REVISIONS		
1	09/16/2019	ADDENDUM 01



Date of issue:
09/16/2019

SANTA CLARA
2600 De La Cruz Blvd
Santa Clara, CA 95050



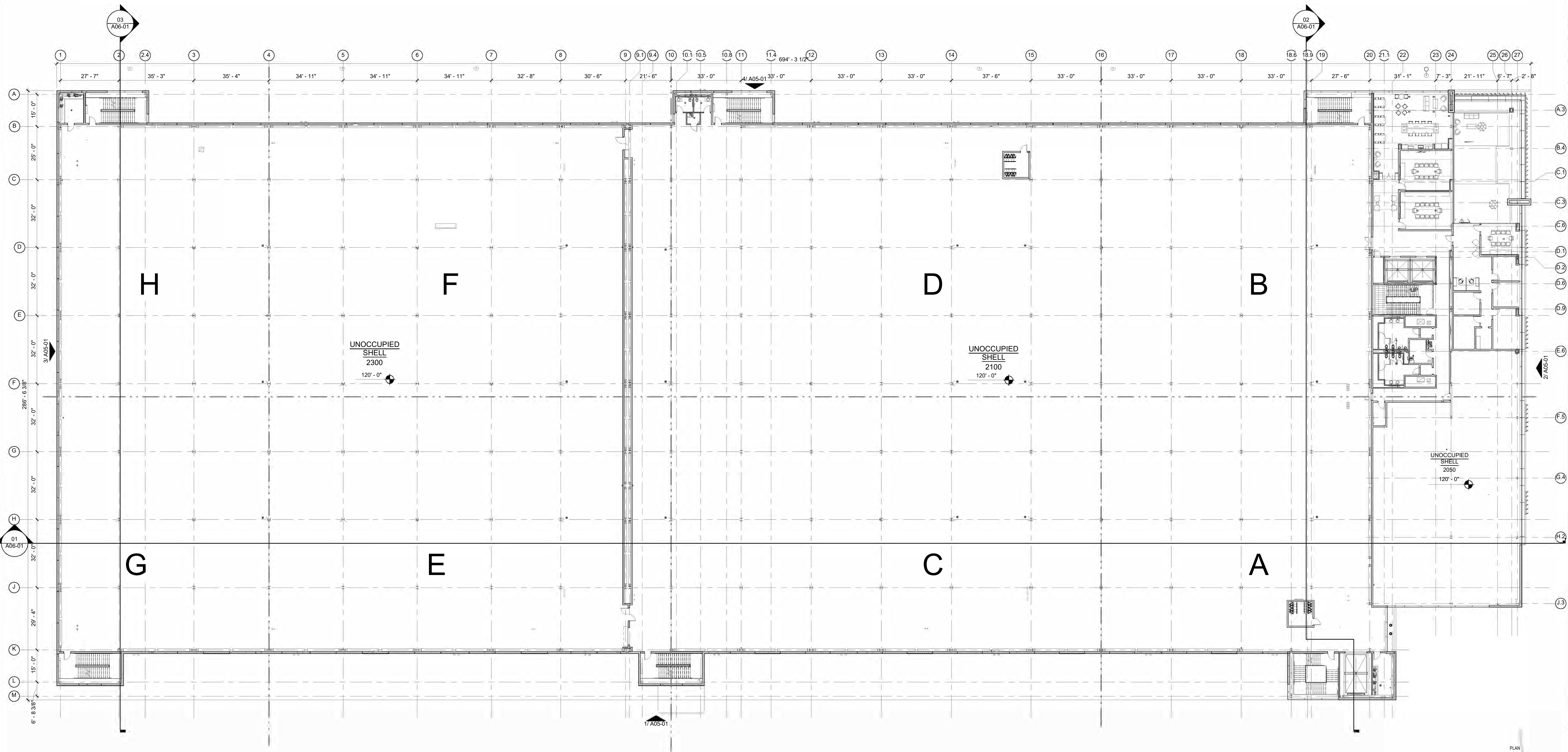
KEYPLAN			
H	F	D	B
G	E	C	A

FLOOR PLAN - LEVEL
ONE - OVERALL

PROJECT 18256.0000
NUMBER
DATE 06/12/2019
SHEET NUMBER

A02-01

9/16/2019 3:21:01 PM A02-02 FLOOR PLAN - LEVEL TWO - OVERALL



1 FLOOR PLAN - LEVEL TWO - OVERALL
1" = 20'-0"

GENERAL PLAN NOTES

1. ALL WALLS ARE TYPE A3 UNLESS NOTED OTHERWISE.
2. ALL CORRIDOR WALLS ARE TYPE A6 UNLESS NOTED OTHERWISE.
3. ALL INTERIOR FLOOR LEVELS ARE AT EL.100'-0" UNLESS NOTED OTHERWISE.
4. PROVIDE CONTROL JOINTS IN GYPSUM BOARD WALLS ABOVE THE CORNER OF ALL INTERIOR DOOR AND WINDOW FRAMES IN THE CENTER OF STRAIGHT WALLS 30'-0" IN LENGTH OR GREATER OR AS INDICATED ON INTERIOR ELEVATIONS. PROVIDE HORIZONTAL CONTROL JOINTS AT 10'-0" A.F.F. THROUGHOUT BUILDING, TYP.
5. ALL MARKERSBOARDS AND TACKBOARDS TO BE MOUNTED ABOVE CERAMIC TILE WAINSCOT U.N.O.
6. ALL INTERIOR WINDOWS TO BE MOUNTED AT 80" A.F.F. TO TOP OF FRAME UNLESS NOTED OTHERWISE.
7. ALL WALL-MOUNTED FIRE EXTINGUISHERS TO BE MOUNTED AT 45" MAX. TO EXTINGUISHER HANDLE U.N.O.
8. ALL CRASH PADS TO BE MOUNTED AT 4" A.F.F. TO BOTTOM OF PAD U.N.O.
9. PROVIDE PLASTIC LAMINATE WINDOW SILL INSIDE ALL EXTERIOR WINDOWS (EXCEPT CLERESTORY WINDOWS.)
10. PROVIDE ACCESSORY TYPE "N" ABOVE ALL MOP SINKS.
11. PROVIDE CAST IRON BOOT AT ALL DOWN SPOUTS TO UNDERGROUND DRAINAGE SYSTEM, TYP.
12. PROVIDE 4'-0" HIGH CORNER GUARDS AT ALL EXPOSED GYP. BOARD CORNERS MOUNTED AT 4" A.F.F. TO BOTTOM RE. SPECS.
13. PROVIDE AND INSTALL PAPER TOWEL DISPENSER @ EACH SINK.

C O R G A N

CORGAN
401 N. Houston St
Dallas, TX 75202
T: 214-748-2000 F: 214-653-8281

kw kW Mission Critical
Engineering, d.p.c.
433 River Street, Suite 7002, Troy, NY 12180

Bennett & Pless Inc.
47 Perimeter Central East,
Suite 500 Atlanta, GA 30346

KIER+WRIGHT
2850 Collier Canyon Rd
Livermore, CA 94551

TC Design Consulting LLC
103 E Haning St. Howe TX 75459


JEIT
2 Theatre Square, Suite 218, Orinda, CA 94563

ISSUES

- | NO. | DATE | DESCRIPTION |
|-----|------------|--------------------|
| 1 | 06/12/2019 | DESIGN DEVELOPMENT |
| 2 | 08/01/2019 | ISSUE FOR PERMIT |
| 3 | 08/23/2019 | PCC REVIEW PACKAGE |
| 4 | | |
| 5 | | |
| 6 | | |
| 7 | | |
| 8 | | |
| 9 | | |
| 10 | | |

REVISIONS

- | NO. | DATE | DESCRIPTION |
|-----|------------|-------------|
| 1 | 09/16/2019 | ADDENDUM 01 |



Date of issue:
09/16/2019

SANTA CLARA
2600 De La Cruz Blvd
Santa Clara, CA 95050



KEYPLAN

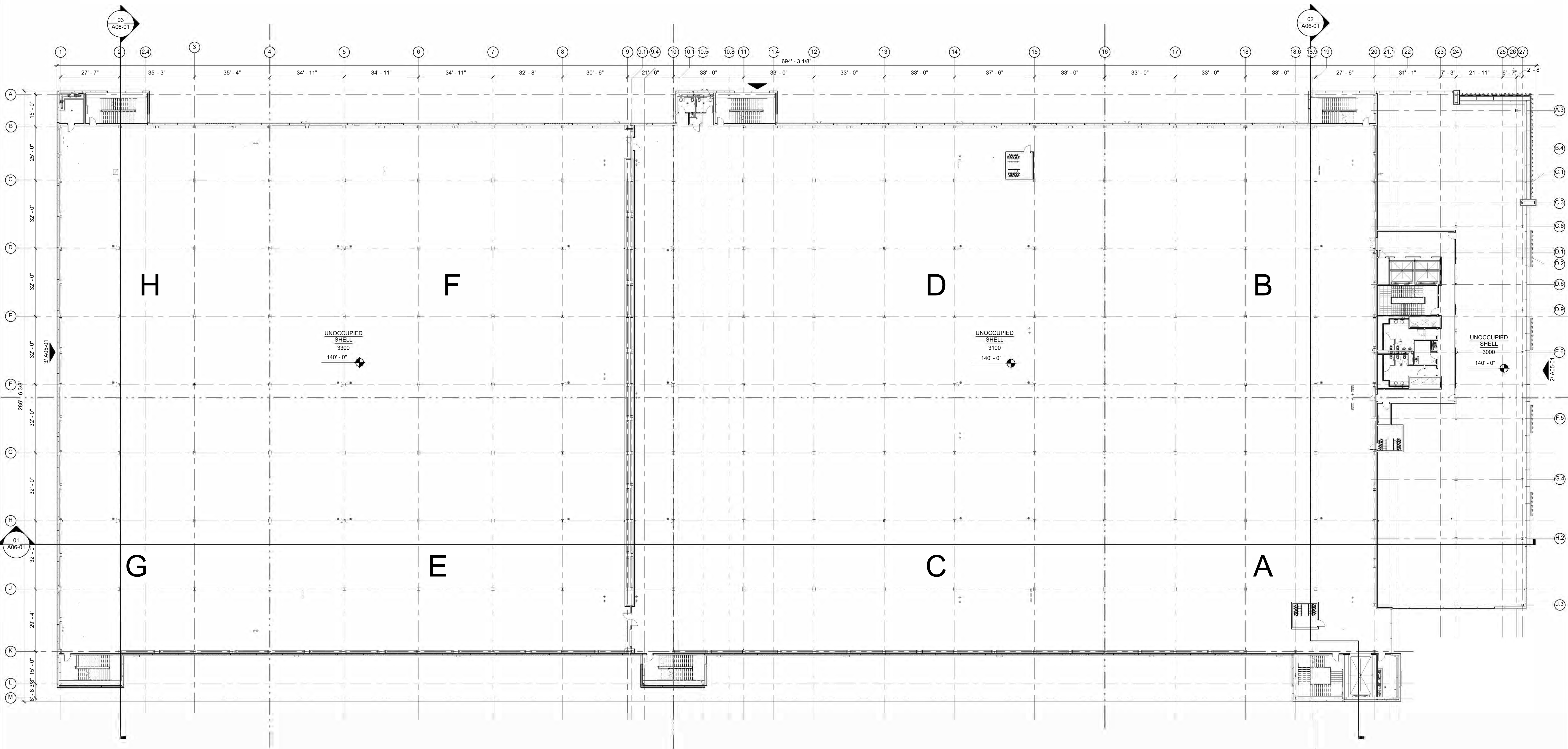
H	F	D	B
G	E	C	A

FLOOR PLAN - LEVEL TWO - OVERALL

PROJECT 18256.0000
DATE 06/12/2019
SHEET NUMBER

A02-02

9/16/2019 3:21:05 PM A02-03 FLOOR PLAN - LEVEL THREE - OVERALL



GENERAL PLAN NOTES

1. ALL WALLS ARE TYPE A3 UNLESS NOTED OTHERWISE.
2. ALL CORRIDOR WALLS ARE TYPE A6 UNLESS NOTED OTHERWISE.
3. ALL INTERIOR FLOOR LEVELS ARE AT EL.100'-0" UNLESS NOTED OTHERWISE.
4. PROVIDE CONTROL JOINTS IN GYPSUM BOARD WALLS ABOVE THE CORNER OF ALL INTERIOR DOOR AND WINDOW FRAMES IN THE CENTER OF STRAIGHT WALLS 30'-0" IN LENGTH OR GREATER OR AS INDICATED ON INTERIOR ELEVATIONS. PROVIDE HORIZONTAL CONTROL JOINTS AT 10'-0" A.F.F. THROUGHOUT BUILDING, TYP.
5. ALL MARKERSBOARDS AND TACKBOARDS TO BE MOUNTED ABOVE CERAMIC TILE WAINSCOT U.N.O.
6. ALL INTERIOR WINDOWS TO BE MOUNTED AT 80" A.F.F. TO TOP OF FRAME UNLESS NOTED OTHERWISE.
7. ALL WALL-MOUNTED FIRE EXTINGUISHERS TO BE MOUNTED AT 45" MAX. TO EXTINGUISHER HANDLE U.N.O.
8. ALL CRASH PADS TO BE MOUNTED AT 4" A.F.F. TO BOTTOM OF PAD U.N.O.
9. PROVIDE PLASTIC LAMINATE WINDOW SILL INSIDE ALL EXTERIOR WINDOWS (EXCEPT CLERESTORY WINDOWS.)
10. PROVIDE ACCESSORY TYPE "N" ABOVE ALL MOP SINKS.
11. PROVIDE CAST IRON BOOT AT ALL DOWN SPOUTS TO UNDERGROUND DRAINAGE SYSTEM, TYP.
12. PROVIDE 4'-0" HIGH CORNER GUARDS AT ALL EXPOSED GYP. BOARD CORNERS MOUNTED AT 4" A.F.F. TO BOTTOM RE. SPECS.
13. PROVIDE AND INSTALL PAPER TOWEL DISPENSER @ EACH SINK.

C O R G A N

CORGAN
401 N. Houston St
Dallas, TX 75202
T: 214-748-2000 F: 214-653-8281

kw **kw Mission Critical Engineering, d.p.c.**
433 River Street, Suite 7002, Troy, NY 12180

Bennett & Pless Inc.
47 Perimeter Central East,
Suite 500 Atlanta, GA 30346

KIER+WRIGHT
2850 Collier Canyon Rd
Livermore, CA 94551

TC Design Consulting LLC
103 E Haning St. Howe TX 75459


JEIT
2 Theatre Square, Suite 218, Orinda, CA 94563

ISSUES

- | | | |
|----|------------|--------------------|
| 1 | 06/12/2019 | DESIGN DEVELOPMENT |
| 2 | 08/01/2019 | ISSUE FOR PERMIT |
| 3 | 08/23/2019 | PCC REVIEW PACKAGE |
| 4 | | |
| 5 | | |
| 6 | | |
| 7 | | |
| 8 | | |
| 9 | | |
| 10 | | |

REVISIONS

- | | | |
|---|------------|-------------|
| 1 | 09/16/2019 | ADDENDUM 01 |
|---|------------|-------------|



Date of issue:
09/16/2019

SANTA CLARA
2600 De La Cruz Blvd
Santa Clara, CA 95050

CyrusOne

KEYPLAN

H	F	D	B
G	E	C	A

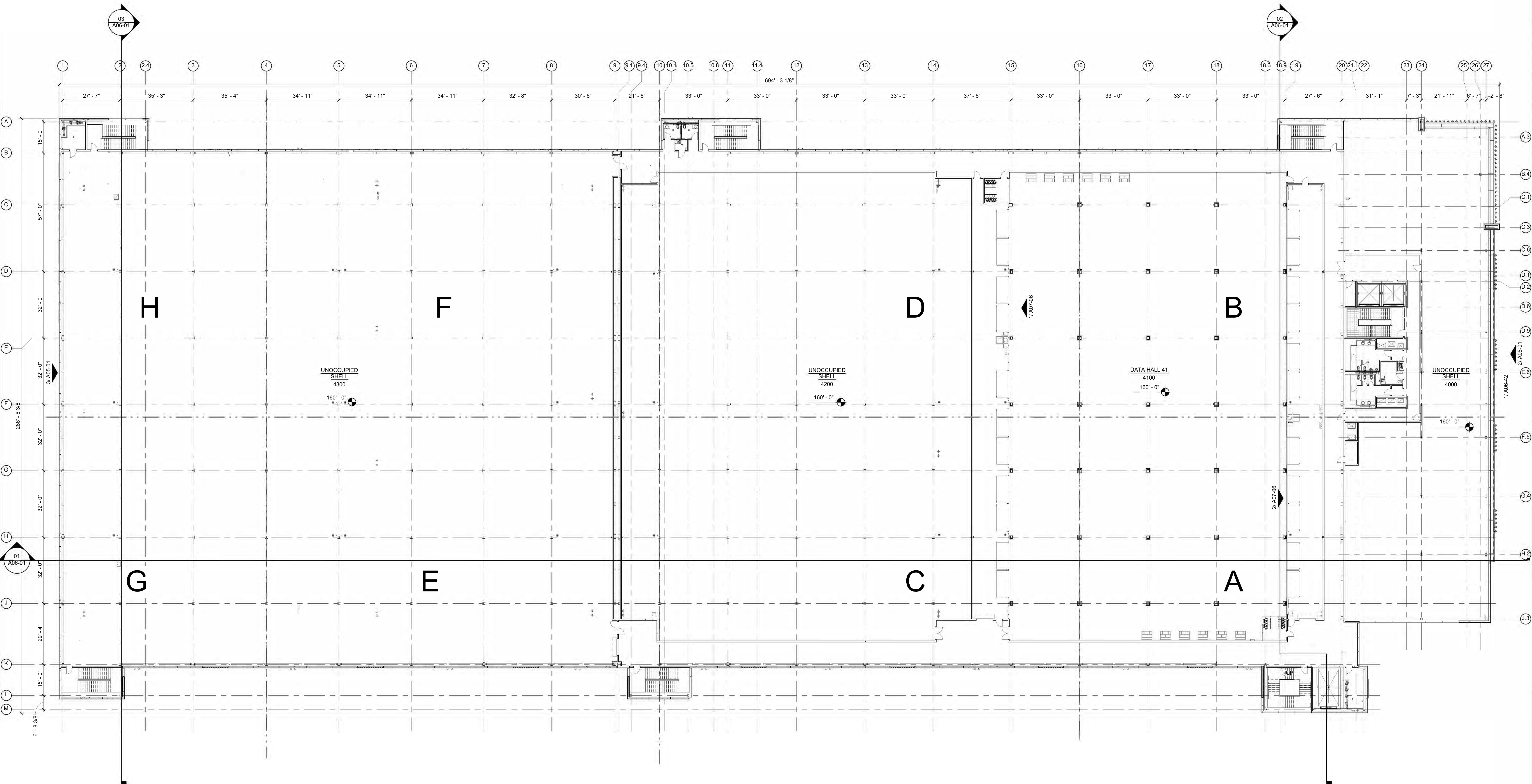
FLOOR PLAN - LEVEL THREE - OVERALL

PROJECT NUMBER 18256.0000
DATE 06/12/2019
SHEET NUMBER

A02-03

9/16/2019 3:21:10 PM A02-04 FLOOR PLAN - LEVEL FOUR - OVERALL

1 FLOOR PLAN - LEVEL FOUR - OVERALL
1" = 20'-0"



GENERAL PLAN NOTES

1. ALL WALLS ARE TYPE A3 UNLESS NOTED OTHERWISE.
2. ALL CORRIDOR WALLS ARE TYPE A6 UNLESS NOTED OTHERWISE.
3. ALL INTERIOR FLOOR LEVELS ARE AT EL.100'-0" UNLESS NOTED OTHERWISE.
4. PROVIDE CONTROL JOINTS IN GYPSUM BOARD WALLS ABOVE THE CORNER OF ALL INTERIOR DOOR AND WINDOW FRAMES IN THE CENTER OF STRAIGHT WALLS 30'-0" IN LENGTH OR GREATER OR AS INDICATED ON INTERIOR ELEVATIONS. PROVIDE HORIZONTAL CONTROL JOINTS AT 10'-0" A.F.F. THROUGHOUT BUILDING, TYP.
5. ALL MARKERSBOARDS AND TACKBOARDS TO BE MOUNTED ABOVE CERAMIC TILE WAINSCOT U.N.O.
6. ALL INTERIOR WINDOWS TO BE MOUNTED AT 80" A.F.F. TO TOP OF FRAME UNLESS NOTED OTHERWISE.
7. ALL WALL-MOUNTED FIRE EXTINGUISHERS TO BE MOUNTED AT 45" MAX. TO EXTINGUISHER HANDLE U.N.O.
8. ALL CRASH PADS TO BE MOUNTED AT 4" A.F.F. TO BOTTOM OF PAD U.N.O.
9. PROVIDE PLASTIC LAMINATE WINDOW SILL INSIDE ALL EXTERIOR WINDOWS (EXCEPT CLERESTORY WINDOWS.)
10. PROVIDE ACCESSORY TYPE "N" ABOVE ALL MOP SINKS.
11. PROVIDE CAST IRON BOOT AT ALL DOWN SPOUTS TO UNDERGROUND DRAINAGE SYSTEM, TYP.
12. PROVIDE 4'-0" HIGH CORNER GUARDS AT ALL EXPOSED GYP. BOARD CORNERS MOUNTED AT 4" A.F.F. TO BOTTOM RE. SPECS.
13. PROVIDE AND INSTALL PAPER TOWEL DISPENSER @ EACH SINK.



CORGAN
401 N. Houston St
Dallas, TX 75202
T: 214-748-2000 F: 214-653-8281

kw **KW Mission Critical Engineering, d.p.c.**
433 River Street, Suite 7002, Troy, NY 12180

Bennett & Pless Inc.
47 Perimeter Central East
Suite 500 Atlanta, GA 30346

KIER+WRIGHT
2850 Collier Canyon Rd
Livermore, CA 94551

TC Design Consulting LLC
103 E Haning St. Howe TX 75459


NETT
Landscape Architecture + Design
2 Theatre Square, Suite 218, Orinda, CA 94563

ISSUES

1	06/12/2019	DESIGN DEVELOPMENT
2	08/01/2019	ISSUE FOR PERMIT
3	08/23/2019	PCC REVIEW PACKAGE
4		
5		
6		
7		
8		
9		
10		

REVISIONS

1	09/16/2019	ADDENDUM 01



Date of issue:
09/16/2019

SANTA CLARA
2600 De La Cruz Blvd
Santa Clara, CA 95050



KEYPLAN

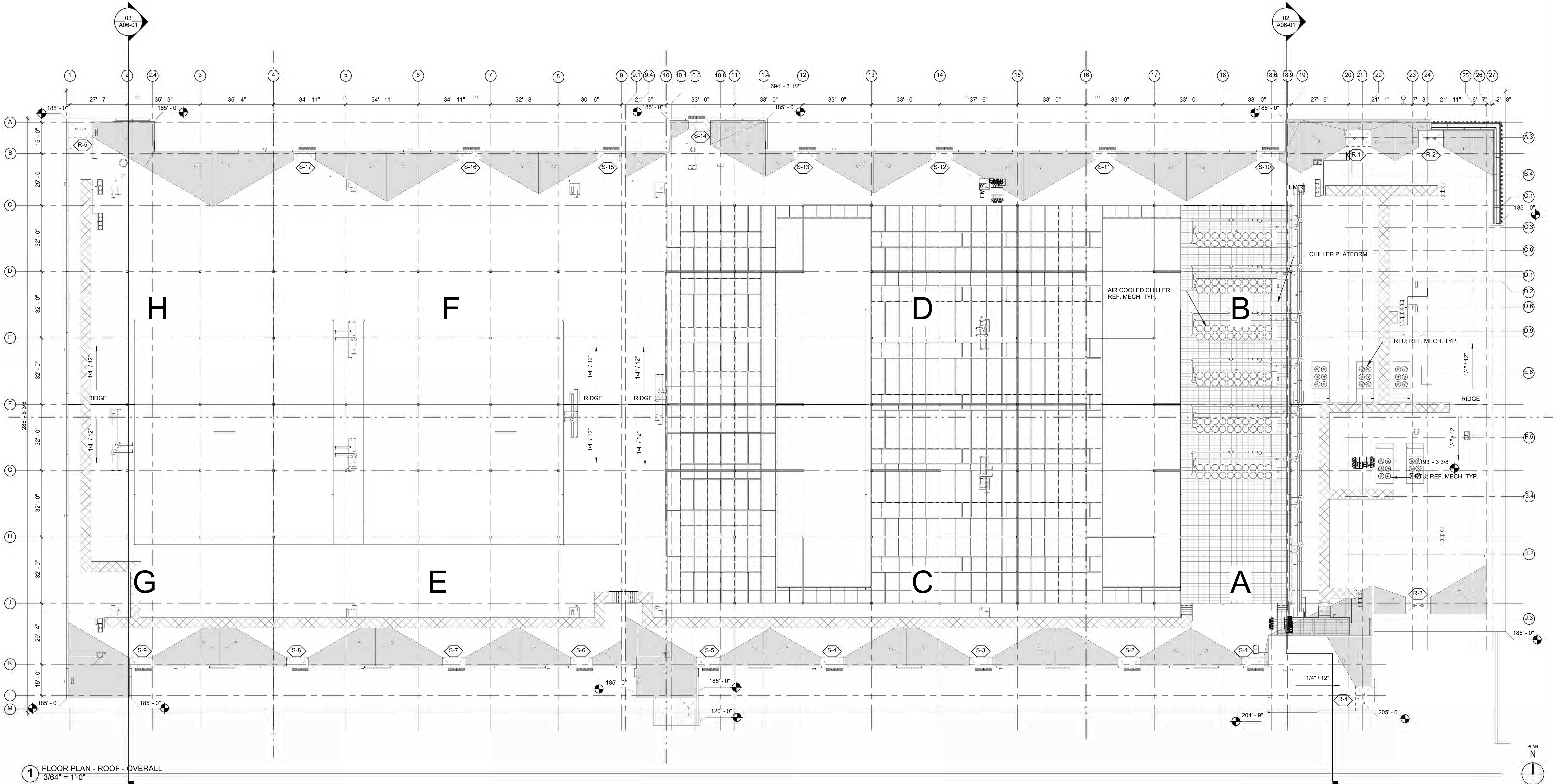
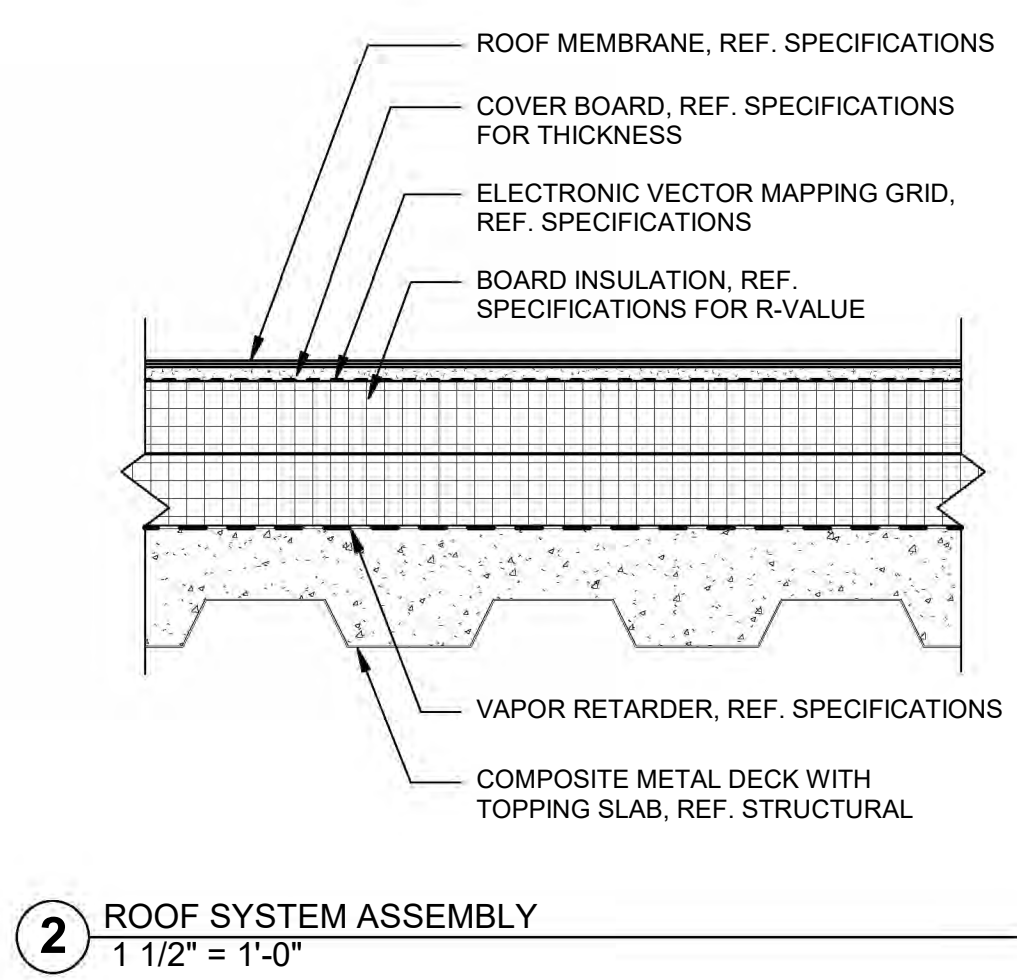
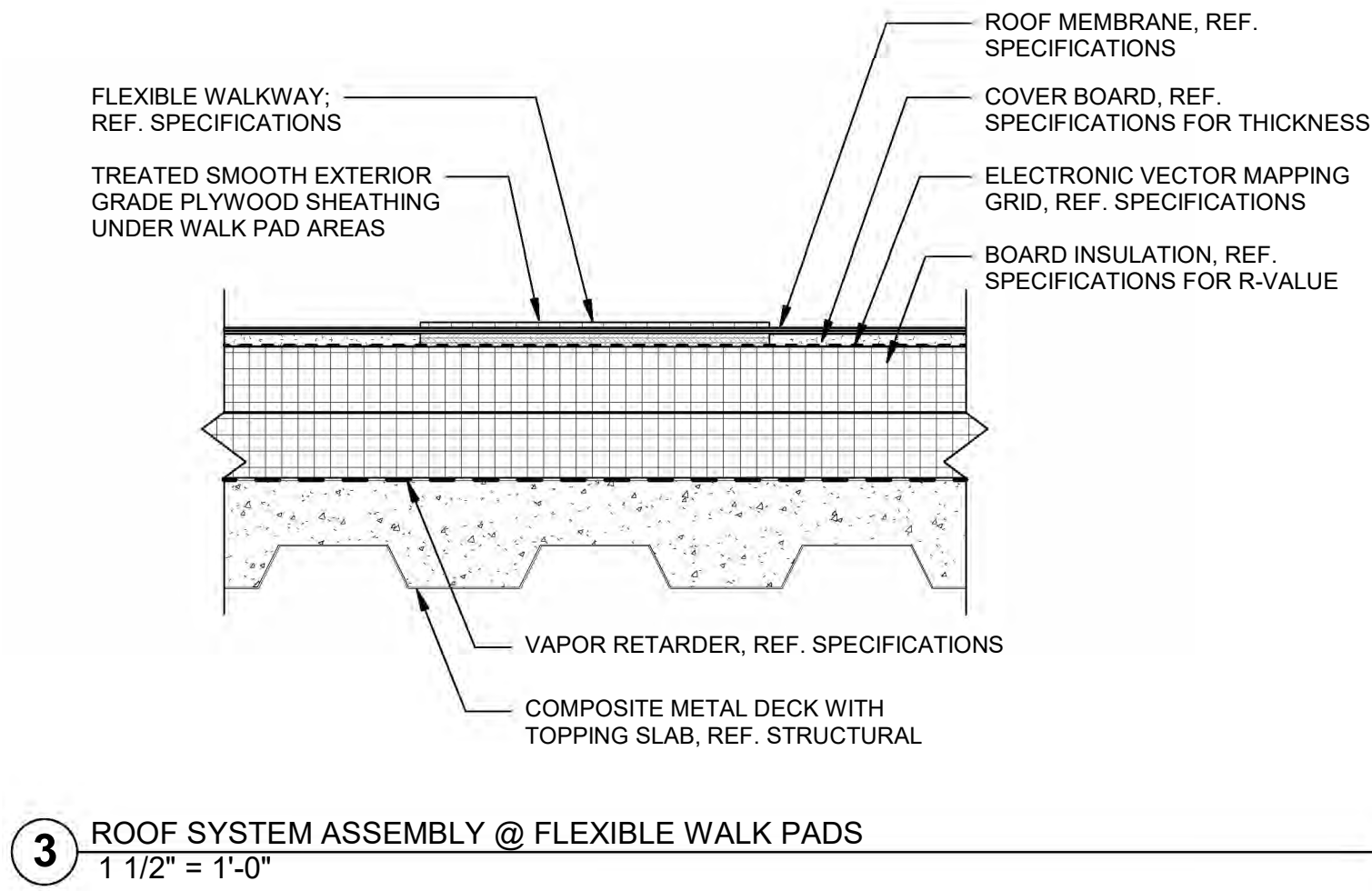
H	F	D	B
G	E	C	A

FLOOR PLAN - LEVEL FOUR - OVERALL

PROJECT 18256.0000
DATE 06/12/2019
SHEET NUMBER

A02-04

ROOF DRAINS				THRU-WALL SCUPPERS				ROOFING SYMBOLS	
TAG	DRAINAGE AREA	DRAIN SIZE	OVERFLOW SIZE	TAG	DRAINAGE AREA	SCUPPER WIDTH	DOWNSPOUT SIZE		
R-1	7,194 SF	6" Ø	6" Ø	S-1	10,140 SF	28" WIDE	7" SQ.	TRU-WALL SCUPPER	
R-2	6,324 SF	6" Ø	6" Ø	S-2	8,290 SF	23" WIDE	6" SQ.	INTERNAL DRAIN SUMP - PRIMARY AND OVERFLOW	
R-3	6,935 SF	6" Ø	6" Ø	S-3	9,041 SF	25" WIDE	6" SQ.		
R-4	1,883 SF	4" Ø	4" Ø	S-4	8,303 SF	23" WIDE	6" SQ.	PVC MAINTENANCE WALKWAY PADS	
R-5	9,736 SF	7" Ø	7" Ø	S-5	9,060 SF	25" WIDE	6" SQ.		
				S-6	6,172 SF	17" WIDE	6" SQ.	ROOF CRICKETS	
				S-7	8,449 SF	23" WIDE	6" SQ.		
				S-8	9,513 SF	26" WIDE	7" SQ.		
				S-9	9,825 SF	27" WIDE	7" SQ.		
				S-10	5,842 SF	16" WIDE	5" SQ.		
				S-11	9,873 SF	27" WIDE	7" SQ.		
				S-12	8,582 SF	24" WIDE	6" SQ.		
				S-13	6,554 SF	18" WIDE	6" SQ.		
				S-14	8,754 SF	24" WIDE	6" SQ.		
				S-15	4,727 SF	13" WIDE	5" SQ.		
				S-16	8,920 SF	25" WIDE	6" SQ.		
				S-17	9,574 SF	26" WIDE	7" SQ.		



CORGAN

CORGAN
401 N. Houston St
Dallas, TX 75202
T: 214-748-2000 F: 214-653-8281

kW Mission Critical Engineering, d.p.c.
433 River Street, Suite 7002, Troy, NY 12180

Bennett & Pless Inc.
47 Perimeter Central East
Suite 500 Atlanta, GA 30346

KIER+WRIGHT
2850 Collier Canyon Rd
Livermore, CA 94551

Design Consulting LLC
103 E Haning St. Howe TX 75459

JETT
Landscape Architecture + Design
2 Theatre Square, Suite 218, Orinda, CA 94563

ISSUES

1

06/12/2019

DESIGN DEVELOPMENT

2

08/01/2019

ISSUE FOR PERMIT

3

08/23/2019

PCC REVIEW PACKAGE

4

5

6

7

8

9

10

REVISIONS

1

09/16/2019

ADDENDUM 01

LICENSED ARCHITECT

JEFFREY H. GYZEN

No. C-013086

RENEWAL DATE 03/2021

Date of issue:
09/16/2019

SANTA CLARA

2600 De La Cruz Blvd
Santa Clara, CA 95050

KEYPLAN

H	F	D	B
G	E	C	A

ROOF PLAN - OVERALL

PROJECT NUMBER

18256.0000

DATE

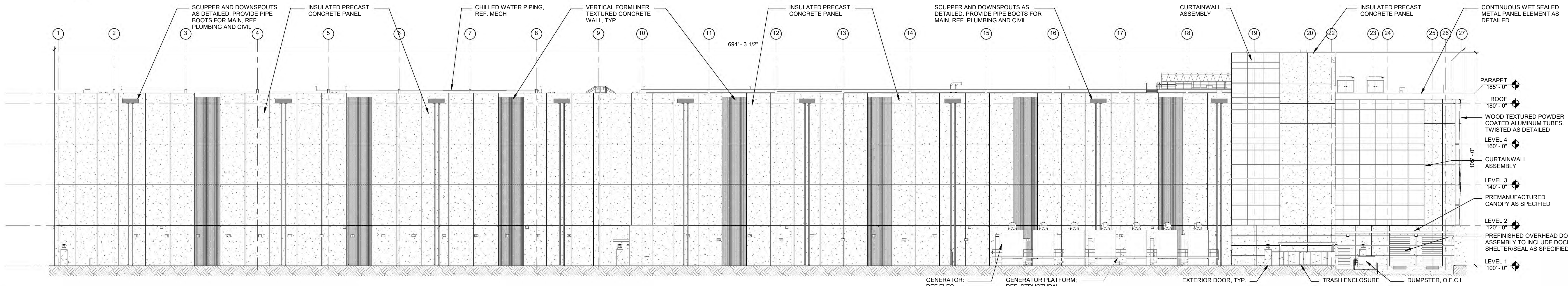
06/12/2019

SHEET NUMBER

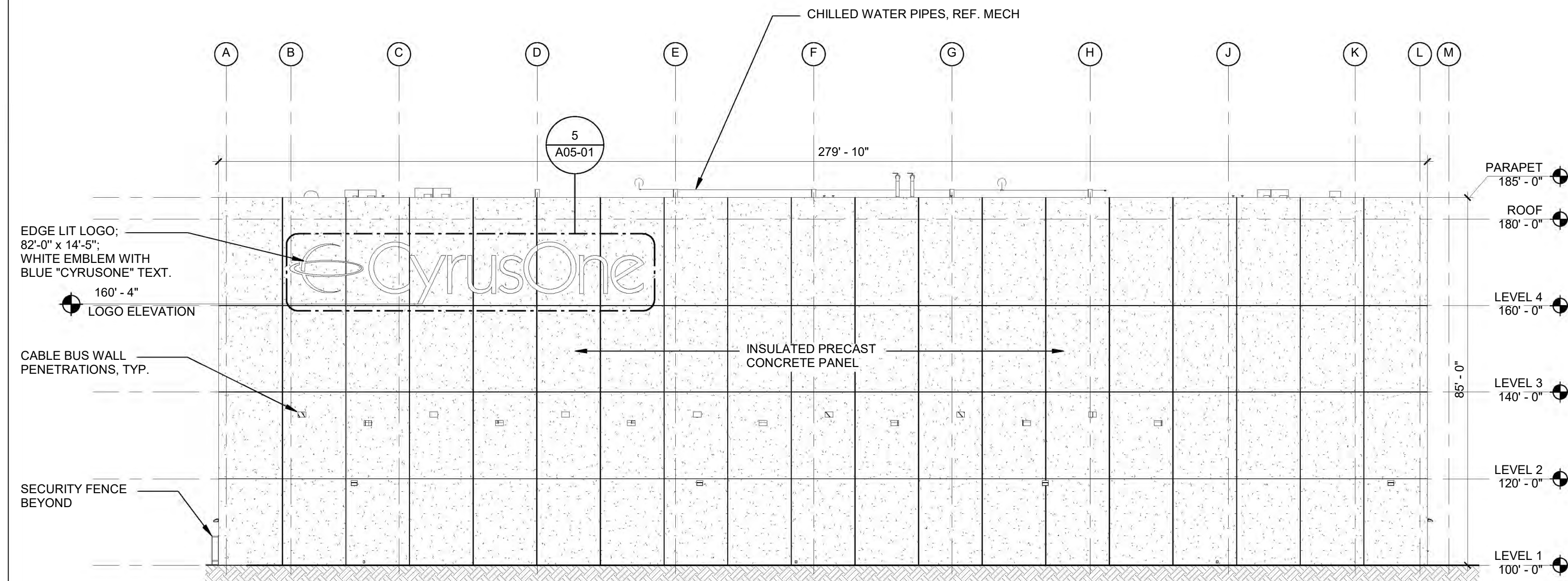
A02-R

9/16/2019 3:22:39 PM A05-01 EXTERIOR ELEVATIONS

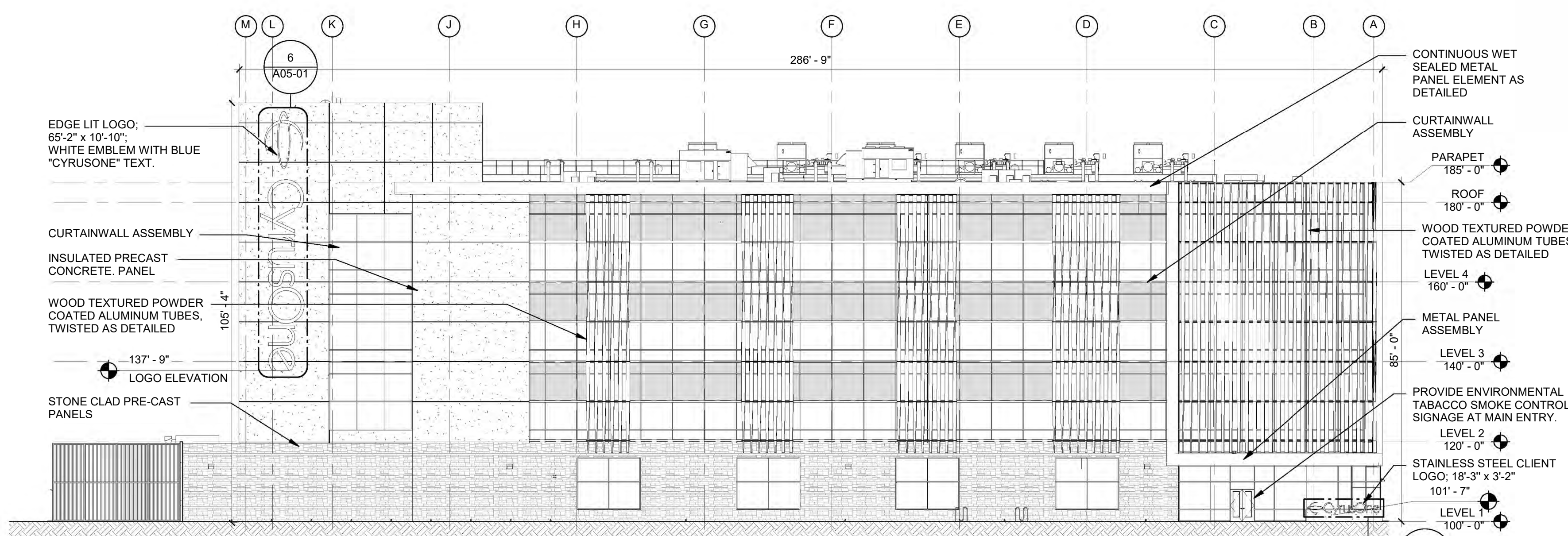
1 OVERALL - SOUTH ELEVATION
3/64" = 1'-0"



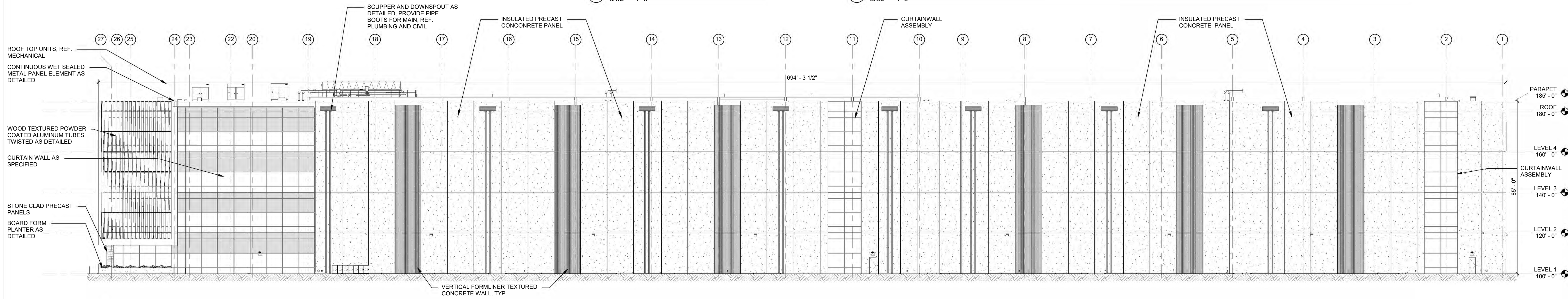
3 OVERALL - WEST ELEVATION
3/64" = 1'-0"



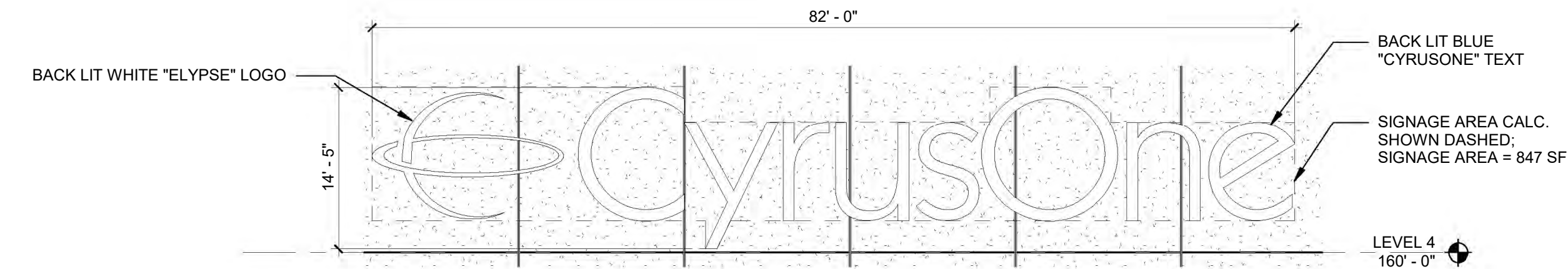
2 OVERALL - EAST ELEVATION
3/64" = 1'-0"




4 OVERALL - NORTH ELEVATION
3/64" = 1'-0"



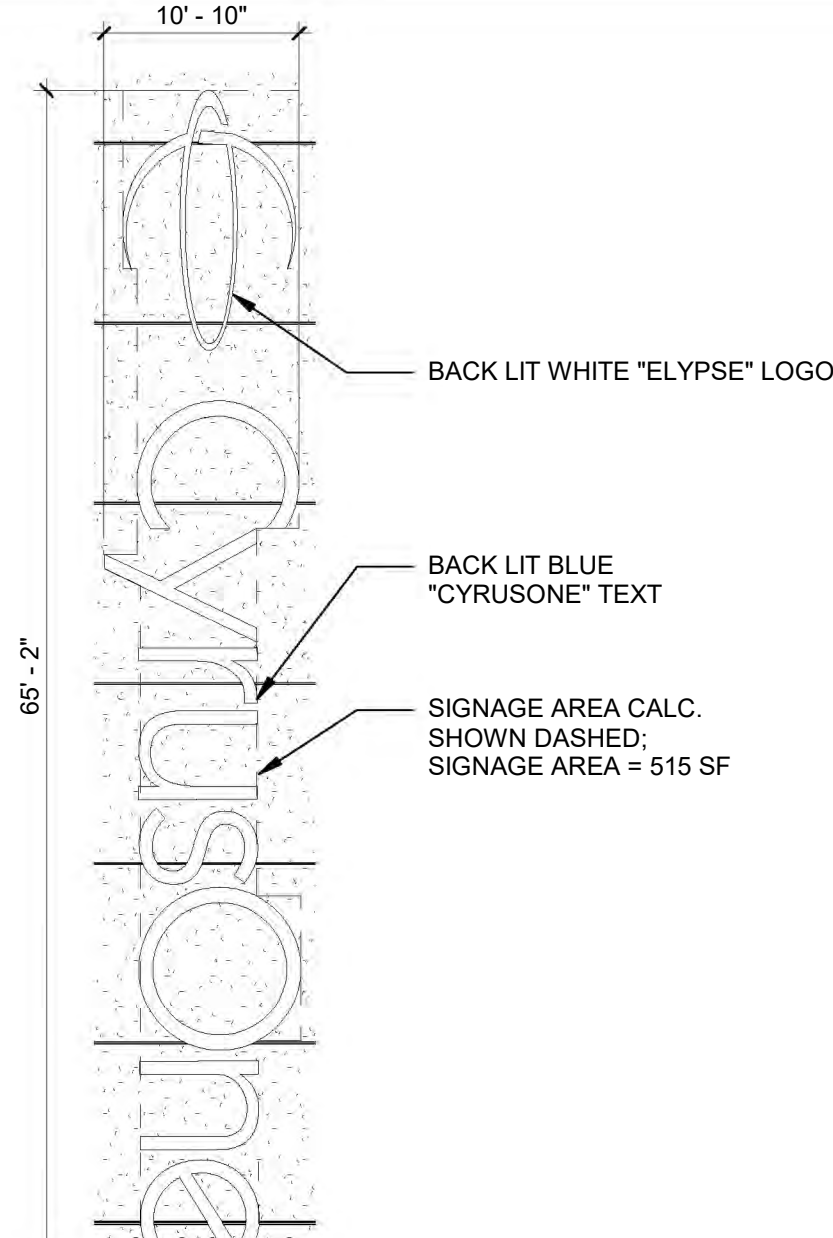
5 CYRUSONE LOGO - WEST FACADE
3/32" = 1'-0"



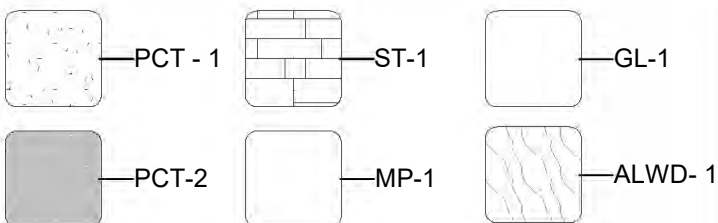
7 CYRUSONE LOGO - ENTRY
1/8" = 1'-0"



6 CYRUSONE LOGO - EAST FACADE
3/32" = 1'-0"



EXT. MATERIALS LEGEND



C O R G A N

CORGAN
401 N. Houston St
Dallas, TX 75202
T: 214-748-2000 F: 214-653-8281

kw Mission Critical
Engineering, d.p.c.
433 River Street, Suite 7002, Troy, NY 12180

Bennett & Pless Inc.
47 Perimeter Central East,
Suite 500 Atlanta, GA 30346

KIER+WRIGHT
2850 Collier Canyon Rd
Livermore, CA 94551

TC Design Consulting LLC
103 E Haning St. Howe TX 75459

NETT
Landscape Architecture + Design
2 Theatre Square, Suite 218, Orinda, CA 94563

ISSUES

1	06/12/2019	DESIGN DEVELOPMENT
2	08/01/2019	ISSUE FOR PERMIT
3	08/23/2019	PCC REVIEW PACKAGE

REVISIONS

1	09/16/2019	ADDENDUM 01
---	------------	-------------



Date of issue:
09/16/2019

SANTA CLARA
2600 De La Cruz Blvd
Santa Clara, CA 95050

CyrusOne

EXTERIOR ELEVATIONS

PROJECT 18256.0000
NUMBER
DATE 06/12/2019
SHEET NUMBER

A05-01