

**DOCKETED**

<b>Docket Number:</b>	06-AFC-09C
<b>Project Title:</b>	Colusa Generating Station - Compliance
<b>TN #:</b>	229607-1
<b>Document Title:</b>	Quarterly Operation Report - Second Quarter 2019 - Part 1 of 2
<b>Description:</b>	Air Quality Quarterly Operation Report
<b>Filer:</b>	Patty Paul
<b>Organization:</b>	PG&E
<b>Submitter Role:</b>	Public
<b>Submission Date:</b>	8/29/2019 3:03:08 PM
<b>Docketed Date:</b>	8/27/2019



*Mailing Address*  
Pacific Gas and Electric Company  
Colusa Generating Station  
P.O. Box 398  
Maxwell, CA 95955

530.934.9061  
Fax: 530.934.9024

CGS19-L-008  
July 23, 2019

Anwar Ali  
Compliance Project Manager  
California Energy Commission  
1516 Ninth Street, MS-2000  
Sacramento, CA 95814

Reference: Colusa Generating Station (06-AFC-9)

Subject: Condition of Certification AQSC-9 – Quarterly Operating Reports

Dear Mr. Ali:

Attached is the 2019 Second Quarter Operating Report, submitted in accordance with Condition of Certification AQSC-9. If you have any questions, please contact me at (530) 393-2926.

Sincerely,

TJ Gomez  
Senior Environmental Field Specialist

cc:

Tim Wisdom, PG&E  
Sam Garcia, PG&E

**Public**

# ATTACHMENT 1

Complaints

FCD: AQ-5

Title V: #5

During the second quarter of 2019, there were no complaints issued from the public for the Colusa Generating Station. The site continues to be available for inspection by representatives of the CCAPCD.

ATTACHMENT 2  
Fuel Quality Data

FCD: AQ-10 & 11  
Title V: #16

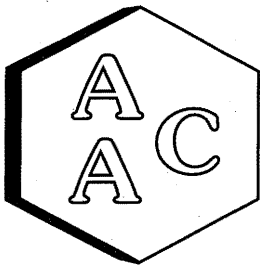
## 2019 Monthly Sulfur Content - Colusa Generating Station

All Units in Grains of Sulfur per 100 Standard Cubic Foot

Month	Jan-19	Feb-19	Mar-19	Apr-19	May-19	Jun-19	Jul-19	Aug-19	Sep-19	Oct-19	Nov-19	Dec-19	Avg
Gr/100SCF	0.238	0.189	0.182	0.194	Outage	0.286							0.218

### Permit Limits:

0.75 Grains/100SCF per Month (PSD Condition X.I.4); 0.3 Grains/100SCF Annual Average (Title V # 16)



# Atmospheric Analysis & Consulting, Inc.

---

CLIENT : PG&E  
PROJECT NAME : Natural Gas Sampling  
AAC PROJECT NO. : 190548  
REPORT DATE : 4/18/2019


On April 12, 2019, Atmospheric Analysis & Consulting, Inc. received one (1) 1.0-Liter Silonite Canister for Total Reduced Sulfur analysis by ASTM D-5504. Upon receipt, the sample was assigned a unique Laboratory ID number as follows:

Client ID	Lab No.	Initial Pressure (mmHg)
CPP-GS-APR-A	190548-117693	774.2

**This analysis is performed in accordance with AAC's Quality Manual.** For detailed information pertaining to specific EPA, NCASI, ASTM and SCAQMD accreditations (Methods & Analytes), please visit our website at [www.aaclab.com](http://www.aaclab.com).

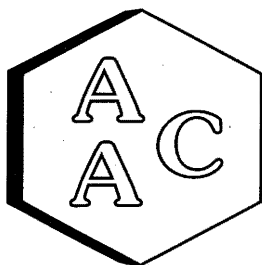
I certify that this data is technically accurate, complete, and in compliance with the terms and conditions of the contract. No problems were encountered during receiving, preparation, and/or analysis of this sample. The Technical Director or his/her designee, as verified by the following signature, has authorized release of the data contained in this hardcopy report.

If you have any questions or require further explanation of data results, please contact the undersigned.

  
Sucha Parmar, Ph.D.  
Technical Director

This report consists of 5 pages.





# Atmospheric Analysis & Consulting, Inc.

## LABORATORY ANALYSIS REPORT


CLIENT : PG&E  
PROJECT NO. : 190548  
MATRIX : AIR  
UNITS : ppmV

SAMPLING DATE : 04/11/2019  
RECEIVING DATE : 04/12/2019  
ANALYSIS DATE : 04/17/2019  
REPORT DATE : 04/18/2019

### Total Reduced Sulfur Compounds Analysis by ASTM D-5504

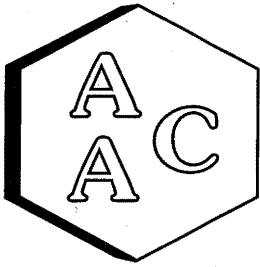
Client ID	CPP-GS-APR-A
AAC ID	190548-117693
Canister Dil. Fac.	1.2
Analyte	Result
Hydrogen Sulfide	0.590
COS / SO <sub>2</sub>	0.718
Methyl Mercaptan	< 0.062
Ethyl Mercaptan	< 0.062
Dimethyl Sulfide	< 0.062
Carbon Disulfide	< 0.062
Isopropyl Mercaptan	< 0.062
tert-Butyl Mercaptan	0.798
n-Propyl Mercaptan	< 0.062
Methylethylsulfide	< 0.062
sec-Butyl Mercaptan / Thiophene	< 0.062
iso-Butyl Mercaptan	< 0.062
Diethyl Sulfide	< 0.062
n-Butyl Mercaptan	< 0.062
Dimethyl Disulfide	< 0.062
2-Methylthiophene	< 0.062
3-Methylthiophene	< 0.062
Tetrahydrothiophene	1.07
Bromothiophene	< 0.062
Thiophenol	< 0.062
Diethyl Disulfide	< 0.062
Total Unidentified Sulfur	< 0.062
Total Reduced Sulfurs	2.46
Total Sulfurs	3.17

All unidentified compound's concentrations expressed in terms of H<sub>2</sub>S (TRS does not include COS and SO<sub>2</sub>)  
Sample Reporting Limit (SRL) is equal to Reporting Limit x Canister Dil. Fac. x Analysis Dil. Fac.

  
Sucha Parmar, Ph.D.  
Technical Director







# Atmospheric Analysis & Consulting, Inc.

## LABORATORY ANALYSIS REPORT


CLIENT : PG&E  
PROJECT NO. : 190548  
MATRIX : AIR  
UNITS : grains/100 dscf

SAMPLING DATE : 04/11/2019  
RECEIVING DATE : 04/12/2019  
ANALYSIS DATE : 04/17/2019  
REPORT DATE : 04/18/2019

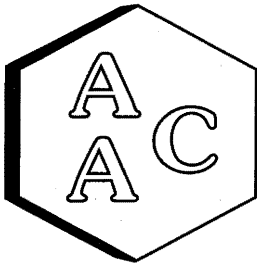
### Total Reduced Sulfur Compounds Analysis by ASTM D-5504

Client ID	CPP-GS-APR-A
AAC ID	190548-117693
Canister Dil. Fac.	1.2
Analyte	Result
Hydrogen Sulfide	0.03592
COS / SO <sub>2</sub>	0.04370
Methyl Mercaptan	< 0.00378
Ethyl Mercaptan	< 0.00378
Dimethyl Sulfide	< 0.00378
Carbon Disulfide	< 0.00378
Isopropyl Mercaptan	< 0.00378
tert-Butyl Mercaptan	0.04860
n-Propyl Mercaptan	< 0.00378
Methylethylsulfide	< 0.00378
sec-Butyl Mercaptan / Thiophene	< 0.00378
iso-Butyl Mercaptan	< 0.00378
Diethyl Sulfide	< 0.00378
n-Butyl Mercaptan	< 0.00378
Dimethyl Disulfide	< 0.00378
2-Methylthiophene	< 0.00378
3-Methylthiophene	< 0.00378
Tetrahydrothiophene	0.06515
Bromothiophene	< 0.00378
Thiophenol	< 0.00378
Diethyl Disulfide	< 0.00378
Total Unidentified Sulfur	< 0.00378
Total Reduced Sulfurs	0.14968
Total Sulfurs	0.19338

All unidentified compound's concentrations expressed in terms of H<sub>2</sub>S (TRS does not include COS and SO<sub>2</sub>)  
Sample Reporting Limit (SRL) is equal to Reporting Limit x Canister Dil. Fac. x Analysis Dil. Fac.

  
Sucha Parmar, Ph.D.  
Technical Director





# Atmospheric Analysis & Consulting, Inc.

## Quality Control/Quality Assurance Report ASTM D-5504

Date Analyzed: 4/17/2019  
 Analyst: ZB  
 Units: ppbV

Instrument ID: SCD#10  
 Calb. Date: 4/4/2019

### Opening Calibration Verification Standard

530.5 ppbV H<sub>2</sub>S (SS1157)

H <sub>2</sub> S	Resp. (area)	Result	% Rec *	% RPD ****
Initial	5850	552	104.0	3.0
Duplicate	5597	528	99.5	1.5
Triplicate	5596	528	99.5	1.5

542.3 ppbV H<sub>2</sub>S (SS1157)

MeSH	Resp. (area)	Result	% Rec *	% RPD ****
Initial	6825	559	103.0	2.4
Duplicate	6596	540	99.6	1.0
Triplicate	6569	538	99.2	1.4

609.5 ppbV H<sub>2</sub>S (SS1157)

DMS	Resp. (area)	Result	% Rec *	% RPD ****
Initial	8443	635	104.1	2.2
Duplicate	8177	615	100.9	1.0
Triplicate	8169	614	100.8	1.1

### Method Blank

Analyte	Result
H <sub>2</sub> S	<PQL
MeSH	<PQL
DMS	<PQL

### Duplicate Analysis

Sample ID 190558-117725

Analyte	Sample Result	Duplicate Result	Mean	% RPD ***
H <sub>2</sub> S	3694.8	3654.4	3674.6	1.1
MeSH	<PQL	<PQL	0.0	0.0
DMS	<PQL	<PQL	0.0	0.0

### Matrix Spike & Duplicate

Sample ID 190558-117725 x10

Analyte	Sample Conc.	Spike Added	MS Result	MSD Result	MS % Rec **	MSD % Rec **	% RPD ***
H <sub>2</sub> S	367.5	265.3	627.1	649.3	99.1	102.6	3.5
MeSH	<PQL	271.1	273.0	279.2	100.7	103.0	2.2
DMS	<PQL	304.8	293.8	297.1	96.4	97.5	1.1

### Closing Calibration Verification Standard


Analyte	Std. Conc.	Result	% Rec **
H <sub>2</sub> S	530.5	576.0	108.6
MeSH	542.3	585.7	108.0
DMS	609.5	634.9	104.2

\* Must be 95-105%, \*\* Must be 90-110%, \*\*\* Must be < 10%, \*\*\*\* Must be < 5% RPD from Mean result.

H<sub>2</sub>S: PQL = 10.0 ppbV, MDL = 0.95 ppbV

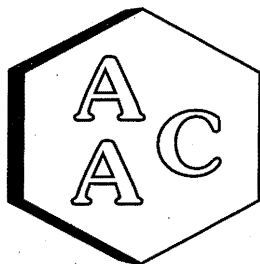
MeSH: PQL = 10.0 ppbV, MDL = 1.40 ppbV

DMS: PQL = 10.0 ppbV, MDL = 1.46 ppbV

  
 Sucha Parmar, Ph.D.  
 Technical Director







## Atmospheric Analysis & Consulting, Inc.

---

CLIENT : PG&E  
PROJECT NAME : Natural Gas Sampling  
AAC PROJECT NO. : 190907  
REPORT DATE : 6/18/2019


On June 13, 2019, Atmospheric Analysis & Consulting, Inc. received one (1) 1.0-Liter Summa Canister for Total Reduced Sulfur analysis by ASTM D-5504. Upon receipt, the sample was assigned a unique Laboratory ID number as follows:

Client ID	Lab No.	Initial Pressure (mmHg)
CPP-GS-JUN-A	190907-119267	550.3

**This analysis is performed in accordance with AAC's Quality Manual.** For detailed information pertaining to specific EPA, NCASI, ASTM and SCAQMD accreditations (Methods & Analytes), please visit our website at [www.aaclab.com](http://www.aaclab.com).

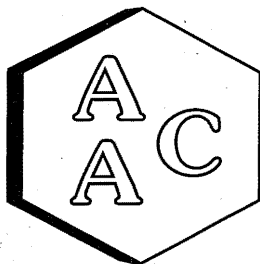
I certify that this data is technically accurate, complete, and in compliance with the terms and conditions of the contract. No problems were encountered during receiving, preparation, and/or analysis of this sample. The Technical Director or his/her designee, as verified by the following signature, has authorized release of the data contained in this hardcopy report.

If you have any questions or require further explanation of data results, please contact the undersigned.

  
\_\_\_\_\_  
Sucha Parmar, Ph.D.  
Technical Director

This report consists of 5 pages.





# Atmospheric Analysis & Consulting, Inc.

## LABORATORY ANALYSIS REPORT


CLIENT : PG&E  
PROJECT NO. : 190907  
MATRIX : AIR  
UNITS : ppmV

SAMPLING DATE : 06/11/2019  
RECEIVING DATE : 06/13/2019  
ANALYSIS DATE : 06/17/2019  
REPORT DATE : 06/18/2019

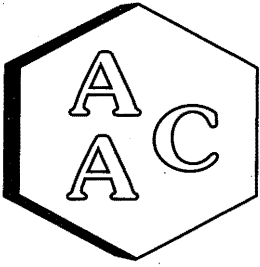
### Total Reduced Sulfur Compounds Analysis by ASTM D-5504

Client ID	CPP-GS-JUN-A
AAC ID	190907-119267
Canister Dil. Fac.	2.8
Analyte	Result
Hydrogen Sulfide	1.51
COS / SO <sub>2</sub>	0.815
Methyl Mercaptan	< 0.139
Ethyl Mercaptan	< 0.139
Dimethyl Sulfide	< 0.139
Carbon Disulfide	< 0.139
Isopropyl Mercaptan	< 0.139
tert-Butyl Mercaptan	0.968
n-Propyl Mercaptan	< 0.139
Methylethylsulfide	< 0.139
sec-Butyl Mercaptan / Thiophene	< 0.139
iso-Butyl Mercaptan	< 0.139
Diethyl Sulfide	< 0.139
n-Butyl Mercaptan	< 0.139
Dimethyl Disulfide	< 0.139
2-Methylthiophene	< 0.139
3-Methylthiophene	< 0.139
Tetrahydrothiophene	1.41
Bromothiophene	< 0.139
Thiophenol	< 0.139
Diethyl Disulfide	< 0.139
Total Unidentified Sulfur	< 0.139
Total Reduced Sulfurs	3.89
Total Sulfurs	4.71

All unidentified compound's concentrations expressed in terms of H<sub>2</sub>S (TRS does not include COS and SO<sub>2</sub>)  
Sample Reporting Limit (SRL) is equal to Reporting Limit x Canister Dil. Fac. x Analysis Dil. Fac.

  
Sucha Parmar, Ph.D.  
Technical Director





# Atmospheric Analysis & Consulting, Inc.

## LABORATORY ANALYSIS REPORT


CLIENT : PG&E  
PROJECT NO. : 190907  
MATRIX : AIR  
UNITS : grains/100 dscf

SAMPLING DATE : 06/11/2019  
RECEIVING DATE : 06/13/2019  
ANALYSIS DATE : 06/17/2019  
REPORT DATE : 06/18/2019

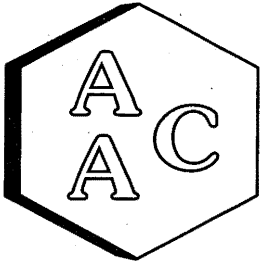
### Total Reduced Sulfur Compounds Analysis by ASTM D-5504

Client ID	CPP-GS-JUN-A
AAC ID	190907-119267
Canister Dil. Fac.	2.8
Analyte	Result
Hydrogen Sulfide	0.09203
COS / SO <sub>2</sub>	0.04963
Methyl Mercaptan	< 0.00849
Ethyl Mercaptan	< 0.00849
Dimethyl Sulfide	< 0.00849
Carbon Disulfide	< 0.00849
Isopropyl Mercaptan	< 0.00849
tert-Butyl Mercaptan	0.05897
n-Propyl Mercaptan	< 0.00849
Methylethylsulfide	< 0.00849
sec-Butyl Mercaptan / Thiophene	< 0.00849
iso-Butyl Mercaptan	< 0.00849
Diethyl Sulfide	< 0.00849
n-Butyl Mercaptan	< 0.00849
Dimethyl Disulfide	< 0.00849
2-Methylthiophene	< 0.00849
3-Methylthiophene	< 0.00849
Tetrahydrothiophene	0.08618
Bromothiophene	< 0.00849
Thiophenol	< 0.00849
Diethyl Disulfide	< 0.00849
Total Unidentified Sulfur	< 0.00849
Total Reduced Sulfurs	0.23717
Total Sulfurs	0.28681

All unidentified compound's concentrations expressed in terms of H<sub>2</sub>S (TRS does not include COS and SO<sub>2</sub>)  
Sample Reporting Limit (SRL) is equal to Reporting Limit x Canister Dil. Fac. x Analysis Dil. Fac.

  
Sucha Parmar, Ph.D.  
Technical Director





# Atmospheric Analysis & Consulting, Inc.

## Quality Control/Quality Assurance Report ASTM D-5504

Date Analyzed: 6/17/2019  
Analyst: ZB  
Units: ppbV

Instrument ID: SCD#10  
Calb. Date: 6/10/2019

### Opening Calibration Verification Standard

530.5 ppbV H<sub>2</sub>S (SS1157)

H <sub>2</sub> S	Resp. (area)	Result	% Rec *	% RPD ****
Initial	4658	510	96.1	0.2
Duplicate	4626	506	95.4	0.5
Triplicate	4669	511	96.3	0.4

542.3 ppbV H<sub>2</sub>S (SS1157)

MeSH	Resp. (area)	Result	% Rec *	% RPD ****
Initial	5658	519	95.7	0.1
Duplicate	5651	518	95.6	0.0
Triplicate	5645	518	95.5	0.1

609.5 ppbV H<sub>2</sub>S (SS1157)

DMS	Resp. (area)	Result	% Rec *	% RPD ****
Initial	7328	598	98.1	0.5
Duplicate	7401	604	99.1	0.5
Triplicate	7372	602	98.7	0.1

### Method Blank

Analyte	Result
H <sub>2</sub> S	<PQL
MeSH	<PQL
DMS	<PQL

### Duplicate Analysis

Sample ID 190897-119224

Analyte	Sample Result	Duplicate Result	Mean	% RPD ***
H <sub>2</sub> S	17741.9	17020.4	17381.2	4.2
MeSH	<PQL	<PQL	0.0	0.0
DMS	<PQL	<PQL	0.0	0.0

### Matrix Spike & Duplicate

Sample ID 190897-119224 x20

Analyte	Sample Conc.	Spike Added	MS Result	MSD Result	MS % Rec **	MSD % Rec **	% RPD ***
H <sub>2</sub> S	869.1	265.3	1120.1	1088.7	98.8	96.0	2.9
MeSH	<PQL	271.1	260.0	256.5	95.9	94.6	1.3
DMS	<PQL	304.8	301.3	298.7	98.9	98.0	0.9

### Closing Calibration Verification Standard


Analyte	Std. Conc.	Result	% Rec **
H <sub>2</sub> S	530.5	557.7	105.1
MeSH	542.3	528.4	97.4
DMS	609.5	588.8	96.6

\* Must be 95-105%, \*\* Must be 90-110%, \*\*\* Must be < 10%, \*\*\*\* Must be < 5% RPD from Mean result.

H<sub>2</sub>S: PQL = 10.0 ppbV, MDL = 0.95 ppbV

MeSH: PQL = 10.0 ppbV, MDL = 1.40 ppbV

DMS: PQL = 10.0 ppbV, MDL = 1.46 ppbV

  
Sucha Parmar, Ph.D.  
Technical Director







ATTACHMENT 3  
40 CFR 60 Section KKKK

FCD: AQ-13  
Title V: #8, 9, 23, 25, 28

## KKKK Compliance (Colusa Generating Station)

40 CFR Part 60 Subpart KKKK applies to all stationary gas turbines rated at greater than or equal to 10 MMBtu/hr that commence construction, modification, or reconstruction after February 18, 2005. The gas turbines involved in this project have a rating of 1612 MMBtu/hr and were installed after February 18, 2005, therefore, this subpart applies.

Compliance with the applicable provisions of NSPS KKKK are summarized below. Specific data to support the compliance determinations listed below are included as attachments. The non-applicable portions of KKKK are not listed in the compliance summary:

Section	Requirement	Compliance Status
60.4305	CGS Turbines/HRSGs rated at larger than 10 MMBtu/hr and construction commenced after February 18, 2005. Subpart KKKK applies.	IN COMPLIANCE
60.4310	No exemptions apply.	No exemptions apply.
60.4315	Pollutants regulated under Subpart KKKK: NO <sub>x</sub> and SO <sub>2</sub> .	IN COMPLIANCE
60.4320	NO <sub>x</sub> emissions limit: 15 ppmv @15% O <sub>2</sub>	IN COMPLIANCE
60.4330	SO <sub>2</sub> emissions limit: 0.90 lbs SO <sub>2</sub> /MWh (gross output), or cannot burn any fuel which contains total potential sulfur emissions in excess of 0.060 lbs SO <sub>2</sub> /MMBtu (heat input).	IN COMPLIANCE Based on monthly fuel sampling.
60.4333	Operate turbine/HRSG, APC systems, and monitoring equipment to minimize emissions at all times including during startup, shutdown, and malfunction.	IN COMPLIANCE
60.4340(b)(1)	For units with SCR, install a NO <sub>x</sub> CEMS per 60.4335(b) or 60.4345. If Part 75 applies, NO <sub>x</sub> can be monitored per Appendix E of Part 75. (CGS QAP applies here)	IN COMPLIANCE CT1 and CT2 utilize SCR and NO <sub>x</sub> CEMS per 60.4335(b) or 60.4345. Part 75 applies and NO <sub>x</sub> is monitored per Appendix E of Part 75.
60.4345	Meet all CEMS Performance Specs and develop a QA Plan for the CEMS. (CGS QAP applies here)	IN COMPLIANCE
60.4350	All CEMS data must be reduced to hourly averages per 60.13(h). (CGS QAP applies here)	IN COMPLIANCE
60.4355	If applicable, develop and insure all	IN COMPLIANCE

	parametric monitoring and monitoring plans comply with this section. (CGS QAP applies here)	
60.4360	Monitor fuel sulfur content, or invoke exemption per 60.4365.	Exemption per 60.4365
60.4365	Exemption for fuel sulfur monitoring if fuel is demonstrated not to exceed potential sulfur emissions of 0.060 lb SO <sub>2</sub> /MMBtu. Use PG&E gas quality data to show that exemption applies per 60.4365 (a) or (b).	IN COMPLIANCE Pipeline quality natural gas used with sulfur content less than 0.30 gr/100 SCF (0.0008 lb/MMBtu as SO <sub>2</sub> ). Annual compliance based on PG&E supplied fuel analysis data. See Attachment 2.
60.4375	Submit excess emissions reports per 60.7(c). Within 30 days following the end of each 6 month period (see 60.4395).	IN COMPLIANCE
60.4380(b)	Determine excess emissions and monitor downtime per (b) (1-3)	IN COMPLIANCE See Attachment 4.
60.4400	Initial and annual NO <sub>x</sub> performance tests not required if CEMS used per 60.4340(b)(1)	IN COMPLIANCE NO <sub>x</sub> CEMs used per 60.4340(b)(1). NO <sub>x</sub> , CO, and VOC tested annually.
60.4415	Perform initial SO <sub>2</sub> performance test per 60.4415 (2) or (3). This test must be conducted even if the 60.4365 exemption is invoked.	IN COMPLIANCE Initial SO <sub>2</sub> source test performed in 2010; results available upon request. Ongoing compliance determined by fuel sampling (60.4415(a)(1)(ii)).

# Daily Summary Report

## KKKK NOx 4HR Rolling Avg



From: 04/01/2019 00:00 To: 06/30/2019 23:59 Facility Name: COLUSA GENERATING STATION  
 Generated: 07/08/2019 09:35 Location: Maxwell, CA

Red = Invalid or Excluded Data | Green = Edited Status | Blue = Edited Value | \* = Excess Emission

Const. Value/Limit Tag:	> Limit	> Limit
	Unit CT1	Unit CT2
	NOx_4Hr, Ppmvdc	NOx_4Hr, Ppmvdc
	1 Hour(s)	1 Hour(s)
04/01/2019 00:00	1	6
04/01/2019 01:00	15	3
04/01/2019 02:00	22	1
04/01/2019 03:00	22	1
04/01/2019 04:00	21	1
04/01/2019 05:00	8	1
04/01/2019 06:00	1	1
04/01/2019 07:00	1	1
04/01/2019 08:00	1	1
04/01/2019 09:00	1	1
04/01/2019 10:00	1	1
04/01/2019 11:00	1	1
04/01/2019 12:00	1	1
04/01/2019 13:00	1	1
04/01/2019 14:00	1	1
04/01/2019 15:00	1	1
04/01/2019 16:00	1	1
04/01/2019 17:00	1	1
04/01/2019 18:00	1	1
04/01/2019 19:00	1	1
04/01/2019 20:00	1	1
04/01/2019 21:00	1	1
04/01/2019 22:00	1	1
04/01/2019 23:00	1	1
Average/Sum#:	4	1
Minimum:	1	1
Maximum:	22	6
%SI	0.00	0.00

# Daily Summary Report

## KKKK NOx 4HR Rolling Avg



From: 04/01/2019 00:00 To: 06/30/2019 23:59 Facility Name: COLUSA GENERATING STATION  
 Generated: 07/08/2019 09:35 Location: Maxwell, CA

Red = Invalid or Excluded Data | Green = Edited Status | Blue = Edited Value | \* = Excess Emission

Const. Value/Limit Tag:	> Limit	> Limit
	Unit CT1	Unit CT2
	NOx_4Hr, Ppmvdc	NOx_4Hr, Ppmvdc
	1 Hour(s)	1 Hour(s)
04/02/2019 00:00	1	1
04/02/2019 01:00	1	1
04/02/2019 02:00	1	1
04/02/2019 03:00	1	1
04/02/2019 04:00	1	1
04/02/2019 05:00	1	1
04/02/2019 06:00	1	1
04/02/2019 07:00	1	1
04/02/2019 08:00	1	1
04/02/2019 09:00	1	1
04/02/2019 10:00	1	1
04/02/2019 11:00	1	1
04/02/2019 12:00	1	1
04/02/2019 13:00	1	1
04/02/2019 14:00	1	1
04/02/2019 15:00	1	1
04/02/2019 16:00	1	1
04/02/2019 17:00	1	15
04/02/2019 18:00	1	20
04/02/2019 19:00	1	22
04/02/2019 20:00	1	22
04/02/2019 21:00	1	8
04/02/2019 22:00	1	3
04/02/2019 23:00	1	1
Average/Sum#:	1	5
Minimum:	1	1
Maximum:	1	22
%SI	0.00	0.00

# Daily Summary Report

## KKKK NOx 4HR Rolling Avg



From: 04/01/2019 00:00 To: 06/30/2019 23:59 Facility Name: COLUSA GENERATING STATION  
 Generated: 07/08/2019 09:35 Location: Maxwell, CA

Red = Invalid or Excluded Data | Green = Edited Status | Blue = Edited Value | \* = Excess Emission

Const. Value/Limit Tag:	> Limit	> Limit
	Unit CT1	Unit CT2
	NOx_4Hr, Ppmvdc	NOx_4Hr, Ppmvdc
	1 Hour(s)	1 Hour(s)
04/03/2019 00:00	1	1
04/03/2019 01:00	1	1
04/03/2019 02:00	15	1
04/03/2019 03:00	19	1
04/03/2019 04:00	19	1
04/03/2019 05:00	18	1
04/03/2019 06:00	5	1
04/03/2019 07:00	1	1
04/03/2019 08:00	1	1
04/03/2019 09:00	1	1
04/03/2019 10:00	1	1
04/03/2019 11:00	1	1
04/03/2019 12:00	1	1
04/03/2019 13:00	1	1
04/03/2019 14:00	1	1
04/03/2019 15:00	1	1
04/03/2019 16:00	1	1
04/03/2019 17:00	1	1
04/03/2019 18:00	1	1
04/03/2019 19:00	1	1
04/03/2019 20:00	1	1
04/03/2019 21:00	1	1
04/03/2019 22:00	1	1
04/03/2019 23:00	1	1
Average/Sum#:	4	1
Minimum:	1	1
Maximum:	19	1
%SI	0.00	0.00

# Daily Summary Report

## KKKK NOx 4HR Rolling Avg



From: 04/01/2019 00:00 To: 06/30/2019 23:59 Facility Name: COLUSA GENERATING STATION  
 Generated: 07/08/2019 09:35 Location: Maxwell, CA

Red = Invalid or Excluded Data | Green = Edited Status | Blue = Edited Value | \* = Excess Emission

Const. Value/Limit Tag:	> Limit	> Limit
	Unit CT1	Unit CT2
	NOx_4Hr, Ppmvdc	NOx_4Hr, Ppmvdc
	1 Hour(s)	1 Hour(s)
04/04/2019 00:00	1	1
04/04/2019 01:00	1	1
04/04/2019 02:00	1	1
04/04/2019 03:00	1	1
04/04/2019 04:00	1	1
04/04/2019 05:00	1	1
04/04/2019 06:00	1	1
04/04/2019 07:00	1	1
04/04/2019 08:00	1	1
04/04/2019 09:00	1	1
04/04/2019 10:00	1	1
04/04/2019 11:00	1	1
04/04/2019 12:00	1	1
04/04/2019 13:00	1	1
04/04/2019 14:00	1	1
04/04/2019 15:00	1	1
04/04/2019 16:00	1	1
04/04/2019 17:00	1	1
04/04/2019 18:00	1	1
04/04/2019 19:00	1	1
04/04/2019 20:00	1	1
04/04/2019 21:00	1	1
04/04/2019 22:00	1	1
04/04/2019 23:00	1	1
Average/Sum#:	1	1
Minimum:	1	1
Maximum:	1	1
%SI	0.00	0.00

# Daily Summary Report

## KKKK NOx 4HR Rolling Avg



From: 04/01/2019 00:00 To: 06/30/2019 23:59 Facility Name: COLUSA GENERATING STATION  
 Generated: 07/08/2019 09:35 Location: Maxwell, CA

Red = Invalid or Excluded Data | Green = Edited Status | Blue = Edited Value | \* = Excess Emission

Const. Value/Limit Tag:	> Limit	> Limit
	Unit CT1	Unit CT2
	NOx_4Hr, Ppmvdc	NOx_4Hr, Ppmvdc
	1 Hour(s)	1 Hour(s)
04/05/2019 00:00	1	1
04/05/2019 01:00	1	1
04/05/2019 02:00	1	1
04/05/2019 03:00	1	1
04/05/2019 04:00	1	1
04/05/2019 05:00	1	1
04/05/2019 06:00	1	1
04/05/2019 07:00	1	1
04/05/2019 08:00	1	1
04/05/2019 09:00	1	1
04/05/2019 10:00	1	1
04/05/2019 11:00	1	1
04/05/2019 12:00	1	1
04/05/2019 13:00	1	1
04/05/2019 14:00	1	1
04/05/2019 15:00	1	1
04/05/2019 16:00	1	1
04/05/2019 17:00	1	1
04/05/2019 18:00	1	1
04/05/2019 19:00	1	1
04/05/2019 20:00	1	1
04/05/2019 21:00	1	1
04/05/2019 22:00	1	1
04/05/2019 23:00	1	1
Average/Sum#:	1	1
Minimum:	1	1
Maximum:	1	1
%SI	0.00	0.00



# Daily Summary Report

## KKKK NOx 4HR Rolling Avg



From: 04/01/2019 00:00 To: 06/30/2019 23:59 Facility Name: COLUSA GENERATING STATION  
 Generated: 07/08/2019 09:35 Location: Maxwell, CA

Red = Invalid or Excluded Data | Green = Edited Status | Blue = Edited Value | \* = Excess Emission

Const. Value/Limit Tag:	> Limit	> Limit
	Unit CT1	Unit CT2
	NOx_4Hr, Ppmvdc	NOx_4Hr, Ppmvdc
	1 Hour(s)	1 Hour(s)
04/06/2019 00:00	1	1
04/06/2019 01:00	1	1
04/06/2019 02:00	1	1
04/06/2019 03:00	1	1
04/06/2019 04:00	1	1
04/06/2019 05:00	1	1
04/06/2019 06:00	1	1
04/06/2019 07:00	1	1
04/06/2019 08:00	1	1
04/06/2019 09:00	1	1
04/06/2019 10:00	1	1
04/06/2019 11:00	1	1
04/06/2019 12:00	1	1
04/06/2019 13:00	1	1
04/06/2019 14:00	1	1
04/06/2019 15:00	1	1
04/06/2019 16:00	1	15
04/06/2019 17:00	1	19
04/06/2019 18:00	1	20
04/06/2019 19:00	1	20
04/06/2019 20:00	1	6
04/06/2019 21:00	1	2
04/06/2019 22:00	1	1
04/06/2019 23:00	1	1
<b>Average/Sum#:</b>	1	4
<b>Minimum:</b>	1	1
<b>Maximum:</b>	1	20
<b>%SI</b>	0.00	0.00

# Daily Summary Report

## KKKK NOx 4HR Rolling Avg



From: 04/01/2019 00:00 To: 06/30/2019 23:59 Facility Name: COLUSA GENERATING STATION  
 Generated: 07/08/2019 09:35 Location: Maxwell, CA

Red = Invalid or Excluded Data | Green = Edited Status | Blue = Edited Value | \* = Excess Emission

Const. Value/Limit Tag:	> Limit	> Limit
	Unit CT1	Unit CT2
	NOx_4Hr, Ppmvdc	NOx_4Hr, Ppmvdc
	1 Hour(s)	1 Hour(s)
04/07/2019 00:00	1	1
04/07/2019 01:00	1	2
04/07/2019 02:00	1	2
04/07/2019 03:00	1	2
04/07/2019 04:00	1	2
04/07/2019 05:00	1	2
04/07/2019 06:00	1	2
04/07/2019 07:00	1	2
04/07/2019 08:00	1	2
04/07/2019 09:00	1	2
04/07/2019 10:00	1	2
04/07/2019 11:00	1	2
04/07/2019 12:00	1	2
04/07/2019 13:00	1	2
04/07/2019 14:00	1	15
04/07/2019 15:00	1	19
04/07/2019 16:00	1	20
04/07/2019 17:00	1	19
04/07/2019 18:00	1	6
04/07/2019 19:00	11	3
04/07/2019 20:00	21	1
04/07/2019 21:00	21	1
04/07/2019 22:00	21	1
04/07/2019 23:00	12	1
<b>Average/Sum#:</b>	4	5
<b>Minimum:</b>	1	1
<b>Maximum:</b>	21	20
<b>%SI</b>	0.00	0.00

# Daily Summary Report

## KKKK NOx 4HR Rolling Avg



From: 04/01/2019 00:00 To: 06/30/2019 23:59 Facility Name: COLUSA GENERATING STATION  
 Generated: 07/08/2019 09:35 Location: Maxwell, CA

Red = Invalid or Excluded Data | Green = Edited Status | Blue = Edited Value | \* = Excess Emission

Const. Value/Limit Tag:	> Limit	> Limit
	Unit CT1	Unit CT2
	NOx_4Hr, Ppmvdc	NOx_4Hr, Ppmvdc
	1 Hour(s)	1 Hour(s)
04/08/2019 00:00	1	1
04/08/2019 01:00	1	1
04/08/2019 02:00	1	1
04/08/2019 03:00	1	1
04/08/2019 04:00	1	1
04/08/2019 05:00	1	1
04/08/2019 06:00	1	1
04/08/2019 07:00	1	1
04/08/2019 08:00	1	1
04/08/2019 09:00	1	1
04/08/2019 10:00	1	1
04/08/2019 11:00	1	1
04/08/2019 12:00	1	1
04/08/2019 13:00	1	1
04/08/2019 14:00	1	1
04/08/2019 15:00	1	1
04/08/2019 16:00	1	1
04/08/2019 17:00	1	1
04/08/2019 18:00	1	1
04/08/2019 19:00	1	1
04/08/2019 20:00	1	1
04/08/2019 21:00	1	1
04/08/2019 22:00	1	1
04/08/2019 23:00	2	2
<hr/>		
Average/Sum#:	1	1
Minimum:	1	1
Maximum:	2	2
%SI	0.00	0.00

# Daily Summary Report

## KKKK NOx 4HR Rolling Avg



From: 04/01/2019 00:00 To: 06/30/2019 23:59 Facility Name: COLUSA GENERATING STATION  
 Generated: 07/08/2019 09:35 Location: Maxwell, CA

Red = Invalid or Excluded Data | Green = Edited Status | Blue = Edited Value | \* = Excess Emission

Const. Value/Limit Tag:	> Limit	> Limit
	Unit CT1	Unit CT2
	NOx_4Hr, Ppmvdc	NOx_4Hr, Ppmvdc
	1 Hour(s)	1 Hour(s)
04/09/2019 00:00	2	2
04/09/2019 01:00	2	2
04/09/2019 02:00	2	2
04/09/2019 03:00	2	2
04/09/2019 04:00	2	2
04/09/2019 05:00	2	2
04/09/2019 06:00	2	2
04/09/2019 07:00	2	2
04/09/2019 08:00	2	2
04/09/2019 09:00	2	2
04/09/2019 10:00	2	2
04/09/2019 11:00	2	2
04/09/2019 12:00	2	2
04/09/2019 13:00	2	2
04/09/2019 14:00	2	2
04/09/2019 15:00	2	2
04/09/2019 16:00	2	2
04/09/2019 17:00	2	2
04/09/2019 18:00	2	2
04/09/2019 19:00	2	2
04/09/2019 20:00	2	2
04/09/2019 21:00	2	2
04/09/2019 22:00	2	2
04/09/2019 23:00	2	2
Average/Sum#:	2	2
Minimum:	2	2
Maximum:	2	2
%SI	0.00	0.00

# Daily Summary Report

## KKKK NOx 4HR Rolling Avg



From: 04/01/2019 00:00 To: 06/30/2019 23:59 Facility Name: COLUSA GENERATING STATION  
 Generated: 07/08/2019 09:35 Location: Maxwell, CA

Red = Invalid or Excluded Data | Green = Edited Status | Blue = Edited Value | \* = Excess Emission

Const. Value/Limit Tag:	> Limit	> Limit
	Unit CT1	Unit CT2
	NOx_4Hr, Ppmvdc	NOx_4Hr, Ppmvdc
	1 Hour(s)	1 Hour(s)
04/10/2019 00:00	2	2
04/10/2019 01:00	2	2
04/10/2019 02:00	2	2
04/10/2019 03:00	2	2
04/10/2019 04:00	2	2
04/10/2019 05:00	2	2
04/10/2019 06:00	2	2
04/10/2019 07:00	2	2
04/10/2019 08:00	2	2
04/10/2019 09:00	2	2
04/10/2019 10:00	2	2
04/10/2019 11:00	2	2
04/10/2019 12:00	2	2
04/10/2019 13:00	2	2
04/10/2019 14:00	2	2
04/10/2019 15:00	2	2
04/10/2019 16:00	2	2
04/10/2019 17:00	2	16
04/10/2019 18:00	2	21
04/10/2019 19:00	2	25
04/10/2019 20:00	2	24
04/10/2019 21:00	2	10
04/10/2019 22:00	2	5
04/10/2019 23:00	2	1
<b>Average/Sum#:</b>	2	6
<b>Minimum:</b>	2	1
<b>Maximum:</b>	2	25
<b>%SI</b>	0.00	0.00

# Daily Summary Report

## KKKK NOx 4HR Rolling Avg



From: 04/01/2019 00:00 To: 06/30/2019 23:59 Facility Name: COLUSA GENERATING STATION  
 Generated: 07/08/2019 09:35 Location: Maxwell, CA

Red = Invalid or Excluded Data | Green = Edited Status | Blue = Edited Value | \* = Excess Emission

Const. Value/Limit Tag:	> Limit	> Limit
	Unit CT1	Unit CT2
	NOx_4Hr, Ppmvdc	NOx_4Hr, Ppmvdc
	1 Hour(s)	1 Hour(s)
04/11/2019 00:00	2	1
04/11/2019 01:00	2	1
04/11/2019 02:00	2	1
04/11/2019 03:00	2	1
04/11/2019 04:00	2	1
04/11/2019 05:00	2	1
04/11/2019 06:00	2	1
04/11/2019 07:00	2	2
04/11/2019 08:00	2	2
04/11/2019 09:00	2	2
04/11/2019 10:00	2	2
04/11/2019 11:00	2	2
04/11/2019 12:00	2	2
04/11/2019 13:00	2	2
04/11/2019 14:00	2	2
04/11/2019 15:00	2	2
04/11/2019 16:00	2	2
04/11/2019 17:00	2	2
04/11/2019 18:00	2	2
04/11/2019 19:00	2	2
04/11/2019 20:00	2	2
04/11/2019 21:00	2	2
04/11/2019 22:00	2	2
04/11/2019 23:00	2	2
<b>Average/Sum#:</b>	2	2
<b>Minimum:</b>	2	1
<b>Maximum:</b>	2	2
<b>%SI</b>	0.00	0.00

# Daily Summary Report

## KKKK NOx 4HR Rolling Avg



From: 04/01/2019 00:00 To: 06/30/2019 23:59 Facility Name: COLUSA GENERATING STATION  
 Generated: 07/08/2019 09:35 Location: Maxwell, CA

Red = Invalid or Excluded Data | Green = Edited Status | Blue = Edited Value | \* = Excess Emission

Const. Value/Limit Tag:	> Limit	> Limit
	Unit CT1	Unit CT2
	NOx_4Hr, Ppmvdc	NOx_4Hr, Ppmvdc
	1 Hour(s)	1 Hour(s)
04/12/2019 00:00	2	2
04/12/2019 01:00	2	2
04/12/2019 02:00	2	2
04/12/2019 03:00	2	2
04/12/2019 04:00	2	2
04/12/2019 05:00	2	2
04/12/2019 06:00	2	2
04/12/2019 07:00	2	2
04/12/2019 08:00	2	2
04/12/2019 09:00	2	2
04/12/2019 10:00	2	2
04/12/2019 11:00	2	2
04/12/2019 12:00	2	2
04/12/2019 13:00	2	2
04/12/2019 14:00	2	2
04/12/2019 15:00	2	2
04/12/2019 16:00	2	16
04/12/2019 17:00	2	23
04/12/2019 18:00	2	26
04/12/2019 19:00	2	25
04/12/2019 20:00	2	11
04/12/2019 21:00	2	4
04/12/2019 22:00	2	1
04/12/2019 23:00	2	1
<b>Average/Sum#:</b>	2	6
<b>Minimum:</b>	2	1
<b>Maximum:</b>	2	26
<b>%SI</b>	0.00	0.00

# Daily Summary Report

## KKKK NOx 4HR Rolling Avg



From: 04/01/2019 00:00 To: 06/30/2019 23:59 Facility Name: COLUSA GENERATING STATION  
 Generated: 07/08/2019 09:35 Location: Maxwell, CA

Red = Invalid or Excluded Data | Green = Edited Status | Blue = Edited Value | \* = Excess Emission

Const. Value/Limit Tag:	> Limit	> Limit
	Unit CT1	Unit CT2
	NOx_4Hr, Ppmvdc	NOx_4Hr, Ppmvdc
	1 Hour(s)	1 Hour(s)
04/13/2019 00:00	2	1
04/13/2019 01:00	2	1
04/13/2019 02:00	2	1
04/13/2019 03:00	2	1
04/13/2019 04:00	2	1
04/13/2019 05:00	2	1
04/13/2019 06:00	2	1
04/13/2019 07:00	2	1
04/13/2019 08:00	2	1
04/13/2019 09:00	2	1
04/13/2019 10:00	2	1
04/13/2019 11:00	2	1
04/13/2019 12:00	2	1
04/13/2019 13:00	2	1
04/13/2019 14:00	2	7
04/13/2019 15:00	2	18
04/13/2019 16:00	2	18
04/13/2019 17:00	2	13
04/13/2019 18:00	2	9
04/13/2019 19:00	2	1
04/13/2019 20:00	2	1
04/13/2019 21:00	2	1
04/13/2019 22:00	2	1
04/13/2019 23:00	2	2
<b>Average/Sum#:</b>	2	4
<b>Minimum:</b>	2	1
<b>Maximum:</b>	2	18
<b>%SI</b>	0.00	0.00



# Daily Summary Report

## KKKK NOx 4HR Rolling Avg



From: 04/01/2019 00:00 To: 06/30/2019 23:59 Facility Name: COLUSA GENERATING STATION  
 Generated: 07/08/2019 09:35 Location: Maxwell, CA

Red = Invalid or Excluded Data | Green = Edited Status | Blue = Edited Value | \* = Excess Emission

Const. Value/Limit Tag:	> Limit	> Limit
	Unit CT1	Unit CT2
	NOx_4Hr, Ppmvdc	NOx_4Hr, Ppmvdc
	1 Hour(s)	1 Hour(s)
04/14/2019 00:00	2	2
04/14/2019 01:00	2	2
04/14/2019 02:00	2	2
04/14/2019 03:00	2	2
04/14/2019 04:00	2	2
04/14/2019 05:00	2	2
04/14/2019 06:00	2	2
04/14/2019 07:00	2	2
04/14/2019 08:00	2	2
04/14/2019 09:00	2	2
04/14/2019 10:00	2	2
04/14/2019 11:00	2	2
04/14/2019 12:00	2	2
04/14/2019 13:00	2	2
04/14/2019 14:00	2	2
04/14/2019 15:00	2	2
04/14/2019 16:00	2	2
04/14/2019 17:00	2	2
04/14/2019 18:00	2	2
04/14/2019 19:00	2	2
04/14/2019 20:00	2	2
04/14/2019 21:00	2	2
04/14/2019 22:00	2	2
04/14/2019 23:00	2	2
Average/Sum#:	2	2
Minimum:	2	2
Maximum:	2	2
%SI	0.00	0.00

# Daily Summary Report

## KKKK NOx 4HR Rolling Avg



From: 04/01/2019 00:00 To: 06/30/2019 23:59 Facility Name: COLUSA GENERATING STATION  
 Generated: 07/08/2019 09:35 Location: Maxwell, CA

Red = Invalid or Excluded Data | Green = Edited Status | Blue = Edited Value | \* = Excess Emission

Const. Value/Limit Tag:	> Limit	> Limit
	Unit CT1	Unit CT2
	NOx_4Hr, Ppmvdc	NOx_4Hr, Ppmvdc
	1 Hour(s)	1 Hour(s)
04/15/2019 00:00	2	2
04/15/2019 01:00	2	2
04/15/2019 02:00	2	2
04/15/2019 03:00	2	2
04/15/2019 04:00	2	2
04/15/2019 05:00	2	2
04/15/2019 06:00	2	2
04/15/2019 07:00	2	2
04/15/2019 08:00	2	2
04/15/2019 09:00	2	2
04/15/2019 10:00	2	2
04/15/2019 11:00	2	2
04/15/2019 12:00	2	2
04/15/2019 13:00	2	17
04/15/2019 14:00	2	22
04/15/2019 15:00	2	26
04/15/2019 16:00	2	25
04/15/2019 17:00	2	10
04/15/2019 18:00	2	5
04/15/2019 19:00	2	1
04/15/2019 20:00	2	1
04/15/2019 21:00	2	1
04/15/2019 22:00	2	1
04/15/2019 23:00	2	1
Average/Sum#:	2	6
Minimum:	2	1
Maximum:	2	26
%SI	0.00	0.00

# Daily Summary Report

## KKKK NOx 4HR Rolling Avg



From: 04/01/2019 00:00 To: 06/30/2019 23:59 Facility Name: COLUSA GENERATING STATION  
 Generated: 07/08/2019 09:35 Location: Maxwell, CA

Red = Invalid or Excluded Data | Green = Edited Status | Blue = Edited Value | \* = Excess Emission

Const. Value/Limit Tag:	> Limit	> Limit
	Unit CT1	Unit CT2
	NOx_4Hr, Ppmvdc	NOx_4Hr, Ppmvdc
	1 Hour(s)	1 Hour(s)
04/16/2019 00:00	2	1
04/16/2019 01:00	2	1
04/16/2019 02:00	2	1
04/16/2019 03:00	2	1
04/16/2019 04:00	2	1
04/16/2019 05:00	2	1
04/16/2019 06:00	2	1
04/16/2019 07:00	2	1
04/16/2019 08:00	2	1
04/16/2019 09:00	2	1
04/16/2019 10:00	2	1
04/16/2019 11:00	2	1
04/16/2019 12:00	2	1
04/16/2019 13:00	2	1
04/16/2019 14:00	2	1
04/16/2019 15:00	2	1
04/16/2019 16:00	2	1
04/16/2019 17:00	2	1
04/16/2019 18:00	2	1
04/16/2019 19:00	2	1
04/16/2019 20:00	2	1
04/16/2019 21:00	2	1
04/16/2019 22:00	2	1
04/16/2019 23:00	2	1
<hr/>		
Average/Sum#:	2	1
Minimum:	2	1
Maximum:	2	1
%SI	0.00	0.00

# Daily Summary Report

## KKKK NOx 4HR Rolling Avg



From: 04/01/2019 00:00 To: 06/30/2019 23:59 Facility Name: COLUSA GENERATING STATION  
 Generated: 07/08/2019 09:35 Location: Maxwell, CA

Red = Invalid or Excluded Data | Green = Edited Status | Blue = Edited Value | \* = Excess Emission

Const. Value/Limit Tag:	> Limit	> Limit
	Unit CT1	Unit CT2
	NOx_4Hr, Ppmvdc	NOx_4Hr, Ppmvdc
	1 Hour(s)	1 Hour(s)
04/17/2019 00:00	2	1
04/17/2019 01:00	2	1
04/17/2019 02:00	2	1
04/17/2019 03:00	2	1
04/17/2019 04:00	2	1
04/17/2019 05:00	2	1
04/17/2019 06:00	2	1
04/17/2019 07:00	2	1
04/17/2019 08:00	2	1
04/17/2019 09:00	2	1
04/17/2019 10:00	2	1
04/17/2019 11:00	2	1
04/17/2019 12:00	2	1
04/17/2019 13:00	2	1
04/17/2019 14:00	2	15
04/17/2019 15:00	2	22
04/17/2019 16:00	2	26
04/17/2019 17:00	2	26
04/17/2019 18:00	2	12
04/17/2019 19:00	2	5
04/17/2019 20:00	2	1
04/17/2019 21:00	2	1
04/17/2019 22:00	2	1
04/17/2019 23:00	2	2
<b>Average/Sum#:</b>	2	5
<b>Minimum:</b>	2	1
<b>Maximum:</b>	2	26
<b>%SI</b>	0.00	0.00

# Daily Summary Report

## KKKK NOx 4HR Rolling Avg



From: 04/01/2019 00:00 To: 06/30/2019 23:59 Facility Name: COLUSA GENERATING STATION  
 Generated: 07/08/2019 09:35 Location: Maxwell, CA

Red = Invalid or Excluded Data | Green = Edited Status | Blue = Edited Value | \* = Excess Emission

Const. Value/Limit Tag:	> Limit	> Limit
	Unit CT1	Unit CT2
	NOx_4Hr, Ppmvdc	NOx_4Hr, Ppmvdc
	1 Hour(s)	1 Hour(s)
04/18/2019 00:00	2	2
04/18/2019 01:00	2	2
04/18/2019 02:00	2	2
04/18/2019 03:00	2	2
04/18/2019 04:00	2	2
04/18/2019 05:00	2	2
04/18/2019 06:00	2	2
04/18/2019 07:00	2	2
04/18/2019 08:00	2	2
04/18/2019 09:00	2	14
04/18/2019 10:00	2	19
04/18/2019 11:00	2	22
04/18/2019 12:00	2	21
04/18/2019 13:00	2	8
04/18/2019 14:00	15	4
04/18/2019 15:00	24	1
04/18/2019 16:00	27	1
04/18/2019 17:00	26	1
04/18/2019 18:00	18	1
04/18/2019 19:00	4	1
04/18/2019 20:00	1	1
04/18/2019 21:00	1	1
04/18/2019 22:00	1	1
04/18/2019 23:00	1	1
<b>Average/Sum#:</b>	6	5
<b>Minimum:</b>	1	1
<b>Maximum:</b>	27	22
<b>%SI</b>	0.00	0.00

# Daily Summary Report

## KKKK NOx 4HR Rolling Avg



From: 04/01/2019 00:00 To: 06/30/2019 23:59 Facility Name: COLUSA GENERATING STATION  
 Generated: 07/08/2019 09:35 Location: Maxwell, CA

Red = Invalid or Excluded Data | Green = Edited Status | Blue = Edited Value | \* = Excess Emission

Const. Value/Limit Tag:	> Limit	> Limit
	Unit CT1	Unit CT2
	NOx_4Hr, Ppmvdc	NOx_4Hr, Ppmvdc
	1 Hour(s)	1 Hour(s)
04/19/2019 00:00	1	1
04/19/2019 01:00	1	1
04/19/2019 02:00	1	1
04/19/2019 03:00	1	1
04/19/2019 04:00	1	1
04/19/2019 05:00	1	1
04/19/2019 06:00	1	1
04/19/2019 07:00	1	1
04/19/2019 08:00	1	1
04/19/2019 09:00	1	1
04/19/2019 10:00	1	1
04/19/2019 11:00	1	1
04/19/2019 12:00	1	1
04/19/2019 13:00	1	14
04/19/2019 14:00	1	18
04/19/2019 15:00	1	19
04/19/2019 16:00	1	18
04/19/2019 17:00	1	6
04/19/2019 18:00	1	2
04/19/2019 19:00	1	1
04/19/2019 20:00	1	1
04/19/2019 21:00	1	1
04/19/2019 22:00	1	3
04/19/2019 23:00	1	3
<hr/>		
Average/Sum#:	1	4
Minimum:	1	1
Maximum:	1	19
%SI	0.00	0.00

# Daily Summary Report

## KKKK NOx 4HR Rolling Avg



From: 04/01/2019 00:00 To: 06/30/2019 23:59 Facility Name: COLUSA GENERATING STATION  
 Generated: 07/08/2019 09:35 Location: Maxwell, CA

Red = Invalid or Excluded Data | Green = Edited Status | Blue = Edited Value | \* = Excess Emission

Const. Value/Limit Tag:	> Limit	> Limit
	Unit CT1	Unit CT2
	NOx_4Hr, Ppmvdc	NOx_4Hr, Ppmvdc
	1 Hour(s)	1 Hour(s)
04/20/2019 00:00	1	3
04/20/2019 01:00	1	3
04/20/2019 02:00	1	3
04/20/2019 03:00	1	3
04/20/2019 04:00	1	3
04/20/2019 05:00	1	3
04/20/2019 06:00	1	3
04/20/2019 07:00	1	3
04/20/2019 08:00	1	3
04/20/2019 09:00	1	3
04/20/2019 10:00	1	3
04/20/2019 11:00	1	3
04/20/2019 12:00	1	3
04/20/2019 13:00	1	3
04/20/2019 14:00	1	3
04/20/2019 15:00	1	3
04/20/2019 16:00	1	3
04/20/2019 17:00	1	3
04/20/2019 18:00	1	3
04/20/2019 19:00	1	3
04/20/2019 20:00	1	3
04/20/2019 21:00	1	3
04/20/2019 22:00	1	3
04/20/2019 23:00	1	3
Average/Sum#:	1	3
Minimum:	1	3
Maximum:	1	3
%SI	0.00	0.00

# Daily Summary Report

## KKKK NOx 4HR Rolling Avg



From: 04/01/2019 00:00 To: 06/30/2019 23:59 Facility Name: COLUSA GENERATING STATION  
 Generated: 07/08/2019 09:35 Location: Maxwell, CA

Red = Invalid or Excluded Data | Green = Edited Status | Blue = Edited Value | \* = Excess Emission

Const. Value/Limit Tag:	> Limit	> Limit
	Unit CT1	Unit CT2
	NOx_4Hr, Ppmvdc	NOx_4Hr, Ppmvdc
	1 Hour(s)	1 Hour(s)
04/21/2019 00:00	1	3
04/21/2019 01:00	1	3
04/21/2019 02:00	1	3
04/21/2019 03:00	1	3
04/21/2019 04:00	1	3
04/21/2019 05:00	1	3
04/21/2019 06:00	1	3
04/21/2019 07:00	1	3
04/21/2019 08:00	1	3
04/21/2019 09:00	1	3
04/21/2019 10:00	1	3
04/21/2019 11:00	1	3
04/21/2019 12:00	1	3
04/21/2019 13:00	1	3
04/21/2019 14:00	1	3
04/21/2019 15:00	1	3
04/21/2019 16:00	1	3
04/21/2019 17:00	1	3
04/21/2019 18:00	1	3
04/21/2019 19:00	1	3
04/21/2019 20:00	1	3
04/21/2019 21:00	1	3
04/21/2019 22:00	1	3
04/21/2019 23:00	1	3
Average/Sum#:	1	3
Minimum:	1	3
Maximum:	1	3
%SI	0.00	0.00



# Daily Summary Report

## KKKK NOx 4HR Rolling Avg



From: 04/01/2019 00:00 To: 06/30/2019 23:59 Facility Name: COLUSA GENERATING STATION  
 Generated: 07/08/2019 09:35 Location: Maxwell, CA

Red = Invalid or Excluded Data | Green = Edited Status | Blue = Edited Value | \* = Excess Emission

Const. Value/Limit Tag:	> Limit	> Limit
	Unit CT1	Unit CT2
	NOx_4Hr, Ppmvdc	NOx_4Hr, Ppmvdc
	1 Hour(s)	1 Hour(s)
04/22/2019 00:00	1	3
04/22/2019 01:00	1	3
04/22/2019 02:00	1	3
04/22/2019 03:00	1	3
04/22/2019 04:00	1	3
04/22/2019 05:00	1	3
04/22/2019 06:00	1	3
04/22/2019 07:00	1	3
04/22/2019 08:00	1	3
04/22/2019 09:00	1	3
04/22/2019 10:00	1	3
04/22/2019 11:00	1	3
04/22/2019 12:00	1	3
04/22/2019 13:00	1	3
04/22/2019 14:00	1	18
04/22/2019 15:00	1	25
04/22/2019 16:00	1	28
04/22/2019 17:00	1	26
04/22/2019 18:00	1	11
04/22/2019 19:00	1	4
04/22/2019 20:00	1	1
04/22/2019 21:00	1	1
04/22/2019 22:00	1	1
04/22/2019 23:00	1	1
<b>Average/Sum#:</b>	1	7
<b>Minimum:</b>	1	1
<b>Maximum:</b>	1	28
<b>%SI</b>	0.00	0.00

# Daily Summary Report

## KKKK NOx 4HR Rolling Avg



From: 04/01/2019 00:00 To: 06/30/2019 23:59 Facility Name: COLUSA GENERATING STATION  
 Generated: 07/08/2019 09:35 Location: Maxwell, CA

Red = Invalid or Excluded Data | Green = Edited Status | Blue = Edited Value | \* = Excess Emission

Const. Value/Limit Tag:	> Limit	> Limit
	Unit CT1	Unit CT2
	NOx_4Hr, Ppmvdc	NOx_4Hr, Ppmvdc
	1 Hour(s)	1 Hour(s)
04/23/2019 00:00	1	1
04/23/2019 01:00	1	1
04/23/2019 02:00	1	1
04/23/2019 03:00	1	1
04/23/2019 04:00	16	1
04/23/2019 05:00	24	1
04/23/2019 06:00	24	1
04/23/2019 07:00	23	1
04/23/2019 08:00	9	1
04/23/2019 09:00	1	1
04/23/2019 10:00	1	1
04/23/2019 11:00	1	1
04/23/2019 12:00	1	1
04/23/2019 13:00	1	1
04/23/2019 14:00	1	1
04/23/2019 15:00	1	1
04/23/2019 16:00	1	1
04/23/2019 17:00	1	1
04/23/2019 18:00	1	1
04/23/2019 19:00	1	1
04/23/2019 20:00	1	1
04/23/2019 21:00	1	1
04/23/2019 22:00	2	1
04/23/2019 23:00	2	1
<b>Average/Sum#:</b>	5	1
<b>Minimum:</b>	1	1
<b>Maximum:</b>	24	1
<b>%SI</b>	0.00	0.00

# Daily Summary Report

## KKKK NOx 4HR Rolling Avg



From: 04/01/2019 00:00 To: 06/30/2019 23:59 Facility Name: COLUSA GENERATING STATION  
 Generated: 07/08/2019 09:35 Location: Maxwell, CA

Red = Invalid or Excluded Data | Green = Edited Status | Blue = Edited Value | \* = Excess Emission

Const. Value/Limit Tag:	> Limit	> Limit
	Unit CT1	Unit CT2
	NOx_4Hr, Ppmvdc	NOx_4Hr, Ppmvdc
	1 Hour(s)	1 Hour(s)
04/24/2019 00:00	2	1
04/24/2019 01:00	2	1
04/24/2019 02:00	2	1
04/24/2019 03:00	2	1
04/24/2019 04:00	2	1
04/24/2019 05:00	2	1
04/24/2019 06:00	2	1
04/24/2019 07:00	2	1
04/24/2019 08:00	2	1
04/24/2019 09:00	2	1
04/24/2019 10:00	2	11
04/24/2019 11:00	2	16
04/24/2019 12:00	2	16
04/24/2019 13:00	2	16
04/24/2019 14:00	7	6
04/24/2019 15:00	14	1
04/24/2019 16:00	14	1
04/24/2019 17:00	14	1
04/24/2019 18:00	9	1
04/24/2019 19:00	1	1
04/24/2019 20:00	1	1
04/24/2019 21:00	1	1
04/24/2019 22:00	1	1
04/24/2019 23:00	1	1
<b>Average/Sum#:</b>	4	4
<b>Minimum:</b>	1	1
<b>Maximum:</b>	14	16
<b>%SI</b>	0.00	0.00

# Daily Summary Report

## KKKK NOx 4HR Rolling Avg



From: 04/01/2019 00:00 To: 06/30/2019 23:59 Facility Name: COLUSA GENERATING STATION  
 Generated: 07/08/2019 09:35 Location: Maxwell, CA

Red = Invalid or Excluded Data | Green = Edited Status | Blue = Edited Value | \* = Excess Emission

Const. Value/Limit Tag:	> Limit	> Limit
	Unit CT1	Unit CT2
	NOx_4Hr, Ppmvdc	NOx_4Hr, Ppmvdc
	1 Hour(s)	1 Hour(s)
04/25/2019 00:00	1	1
04/25/2019 01:00	1	1
04/25/2019 02:00	1	1
04/25/2019 03:00	1	1
04/25/2019 04:00	1	1
04/25/2019 05:00	1	1
04/25/2019 06:00	1	1
04/25/2019 07:00	1	1
04/25/2019 08:00	1	1
04/25/2019 09:00	1	11
04/25/2019 10:00	1	16
04/25/2019 11:00	1	16
04/25/2019 12:00	1	16
04/25/2019 13:00	6	6
04/25/2019 14:00	13	1
04/25/2019 15:00	13	1
04/25/2019 16:00	13	1
04/25/2019 17:00	8	1
04/25/2019 18:00	1	1
04/25/2019 19:00	1	1
04/25/2019 20:00	1	1
04/25/2019 21:00	1	1
04/25/2019 22:00	1	2
04/25/2019 23:00	1	2
<b>Average/Sum#:</b>	3	4
<b>Minimum:</b>	1	1
<b>Maximum:</b>	13	16
<b>%SI</b>	0.00	0.00

# Daily Summary Report

## KKKK NOx 4HR Rolling Avg



From: 04/01/2019 00:00 To: 06/30/2019 23:59 Facility Name: COLUSA GENERATING STATION  
 Generated: 07/08/2019 09:35 Location: Maxwell, CA

Red = Invalid or Excluded Data | Green = Edited Status | Blue = Edited Value | \* = Excess Emission

Const. Value/Limit Tag:	> Limit	> Limit
	Unit CT1	Unit CT2
	NOx_4Hr, Ppmvdc	NOx_4Hr, Ppmvdc
	1 Hour(s)	1 Hour(s)
04/26/2019 00:00	1	2
04/26/2019 01:00	1	2
04/26/2019 02:00	1	2
04/26/2019 03:00	1	2
04/26/2019 04:00	1	2
04/26/2019 05:00	1	2
04/26/2019 06:00	1	2
04/26/2019 07:00	1	2
04/26/2019 08:00	1	2
04/26/2019 09:00	1	11
04/26/2019 10:00	1	17
04/26/2019 11:00	1	20
04/26/2019 12:00	1	19
04/26/2019 13:00	1	10
04/26/2019 14:00	15	3
04/26/2019 15:00	19	1
04/26/2019 16:00	19	1
04/26/2019 17:00	19	1
04/26/2019 18:00	5	1
04/26/2019 19:00	1	1
04/26/2019 20:00	1	1
04/26/2019 21:00	1	1
04/26/2019 22:00	1	1
04/26/2019 23:00	1	1
<hr/>		
Average/Sum#:	4	4
Minimum:	1	1
Maximum:	19	20
%SI	0.00	0.00

# Daily Summary Report

## KKKK NOx 4HR Rolling Avg



From: 04/01/2019 00:00 To: 06/30/2019 23:59 Facility Name: COLUSA GENERATING STATION  
 Generated: 07/08/2019 09:35 Location: Maxwell, CA

Red = Invalid or Excluded Data | Green = Edited Status | Blue = Edited Value | \* = Excess Emission

Const. Value/Limit Tag:	> Limit	> Limit
	Unit CT1	Unit CT2
	NOx_4Hr, Ppmvdc	NOx_4Hr, Ppmvdc
	1 Hour(s)	1 Hour(s)
04/27/2019 00:00	1	1
04/27/2019 01:00	1	1
04/27/2019 02:00	1	1
04/27/2019 03:00	1	1
04/27/2019 04:00	1	1
04/27/2019 05:00	1	1
04/27/2019 06:00	2	1
04/27/2019 07:00	2	1
04/27/2019 08:00	2	1
04/27/2019 09:00	2	1
04/27/2019 10:00	2	1
04/27/2019 11:00	2	1
04/27/2019 12:00	2	1
04/27/2019 13:00	2	1
04/27/2019 14:00	2	14
04/27/2019 15:00	2	17
04/27/2019 16:00	2	17
04/27/2019 17:00	2	13
04/27/2019 18:00	2	3
04/27/2019 19:00	2	1
04/27/2019 20:00	2	1
04/27/2019 21:00	2	1
04/27/2019 22:00	2	2
04/27/2019 23:00	2	2
<b>Average/Sum#:</b>	2	4
<b>Minimum:</b>	1	1
<b>Maximum:</b>	2	17
<b>%SI</b>	0.00	0.00

# Daily Summary Report

## KKKK NOx 4HR Rolling Avg



From: 04/01/2019 00:00 To: 06/30/2019 23:59 Facility Name: COLUSA GENERATING STATION  
 Generated: 07/08/2019 09:35 Location: Maxwell, CA

Red = Invalid or Excluded Data | Green = Edited Status | Blue = Edited Value | \* = Excess Emission

Const. Value/Limit Tag:	> Limit	> Limit
	Unit CT1	Unit CT2
	NOx_4Hr, Ppmvdc	NOx_4Hr, Ppmvdc
	1 Hour(s)	1 Hour(s)
04/28/2019 00:00	2	2
04/28/2019 01:00	2	2
04/28/2019 02:00	2	2
04/28/2019 03:00	2	2
04/28/2019 04:00	2	2
04/28/2019 05:00	2	2
04/28/2019 06:00	2	2
04/28/2019 07:00	2	2
04/28/2019 08:00	2	2
04/28/2019 09:00	2	2
04/28/2019 10:00	2	2
04/28/2019 11:00	2	15
04/28/2019 12:00	2	18
04/28/2019 13:00	2	20
04/28/2019 14:00	2	19
04/28/2019 15:00	2	6
04/28/2019 16:00	14	3
04/28/2019 17:00	14	1
04/28/2019 18:00	13	1
04/28/2019 19:00	13	1
04/28/2019 20:00	1	1
04/28/2019 21:00	1	1
04/28/2019 22:00	1	1
04/28/2019 23:00	1	1
<b>Average/Sum#:</b>	4	5
<b>Minimum:</b>	1	1
<b>Maximum:</b>	14	20
<b>%SI</b>	0.00	0.00

# Daily Summary Report

## KKKK NOx 4HR Rolling Avg



From: 04/01/2019 00:00 To: 06/30/2019 23:59 Facility Name: COLUSA GENERATING STATION  
 Generated: 07/08/2019 09:35 Location: Maxwell, CA

Red = Invalid or Excluded Data | Green = Edited Status | Blue = Edited Value | \* = Excess Emission

Const. Value/Limit Tag:	> Limit	> Limit
	Unit CT1	Unit CT2
	NOx_4Hr, Ppmvdc	NOx_4Hr, Ppmvdc
	1 Hour(s)	1 Hour(s)
04/29/2019 00:00	1	1
04/29/2019 01:00	1	1
04/29/2019 02:00	1	1
04/29/2019 03:00	1	1
04/29/2019 04:00	1	1
04/29/2019 05:00	1	1
04/29/2019 06:00	1	1
04/29/2019 07:00	1	1
04/29/2019 08:00	1	1
04/29/2019 09:00	1	1
04/29/2019 10:00	1	1
04/29/2019 11:00	1	1
04/29/2019 12:00	1	1
04/29/2019 13:00	1	1
04/29/2019 14:00	1	1
04/29/2019 15:00	1	1
04/29/2019 16:00	1	1
04/29/2019 17:00	1	1
04/29/2019 18:00	1	1
04/29/2019 19:00	1	1
04/29/2019 20:00	1	1
04/29/2019 21:00	1	1
04/29/2019 22:00	1	1
04/29/2019 23:00	1	1
<b>Average/Sum#:</b>	1	1
<b>Minimum:</b>	1	1
<b>Maximum:</b>	1	1
<b>%SI</b>	0.00	0.00



# Daily Summary Report

## KKKK NOx 4HR Rolling Avg



From: 04/01/2019 00:00 To: 06/30/2019 23:59 Facility Name: COLUSA GENERATING STATION  
 Generated: 07/08/2019 09:35 Location: Maxwell, CA

Red = Invalid or Excluded Data | Green = Edited Status | Blue = Edited Value | \* = Excess Emission

Const. Value/Limit Tag:	> Limit	> Limit
	Unit CT1	Unit CT2
	NOx_4Hr, Ppmvdc	NOx_4Hr, Ppmvdc
	1 Hour(s)	1 Hour(s)
04/30/2019 00:00	1	1
04/30/2019 01:00	1	1
04/30/2019 02:00	1	1
04/30/2019 03:00	1	1
04/30/2019 04:00	1	1
04/30/2019 05:00	1	1
04/30/2019 06:00	1	1
04/30/2019 07:00	1	1
04/30/2019 08:00	1	1
04/30/2019 09:00	1	1
04/30/2019 10:00	1	1
04/30/2019 11:00	1	1
04/30/2019 12:00	1	1
04/30/2019 13:00	1	1
04/30/2019 14:00	1	1
04/30/2019 15:00	1	1
04/30/2019 16:00	1	1
04/30/2019 17:00	1	1
04/30/2019 18:00	1	1
04/30/2019 19:00	1	1
04/30/2019 20:00	1	1
04/30/2019 21:00	1	1
04/30/2019 22:00	1	1
04/30/2019 23:00	1	1
Average/Sum#:	1	1
Minimum:	1	1
Maximum:	1	1
%SI	0.00	0.00

# Daily Summary Report

## KKKK NOx 4HR Rolling Avg



From: 04/01/2019 00:00 To: 06/30/2019 23:59 Facility Name: COLUSA GENERATING STATION  
 Generated: 07/08/2019 09:35 Location: Maxwell, CA

Red = Invalid or Excluded Data | Green = Edited Status | Blue = Edited Value | \* = Excess Emission

Const. Value/Limit Tag:	> Limit	> Limit
	Unit CT1	Unit CT2
	NOx_4Hr, Ppmvdc	NOx_4Hr, Ppmvdc
	1 Hour(s)	1 Hour(s)
05/01/2019 00:00	1	1
05/01/2019 01:00	1	1
05/01/2019 02:00	1	1
05/01/2019 03:00	1	1
05/01/2019 04:00	1	1
05/01/2019 05:00	1	1
05/01/2019 06:00	1	1
05/01/2019 07:00	1	1
05/01/2019 08:00	1	1
05/01/2019 09:00	1	1
05/01/2019 10:00	1	1
05/01/2019 11:00	1	1
05/01/2019 12:00	1	1
05/01/2019 13:00	1	1
05/01/2019 14:00	1	1
05/01/2019 15:00	1	1
05/01/2019 16:00	1	1
05/01/2019 17:00	1	1
05/01/2019 18:00	1	1
05/01/2019 19:00	1	1
05/01/2019 20:00	1	1
05/01/2019 21:00	1	1
05/01/2019 22:00	1	1
05/01/2019 23:00	1	1
Average/Sum#:	1	1
Minimum:	1	1
Maximum:	1	1
%SI	0.00	0.00

# Daily Summary Report

## KKKK NOx 4HR Rolling Avg



From: 04/01/2019 00:00 To: 06/30/2019 23:59 Facility Name: COLUSA GENERATING STATION  
 Generated: 07/08/2019 09:35 Location: Maxwell, CA

Red = Invalid or Excluded Data | Green = Edited Status | Blue = Edited Value | \* = Excess Emission

Const. Value/Limit Tag:	> Limit	> Limit
	Unit CT1	Unit CT2
	NOx_4Hr, Ppmvdc	NOx_4Hr, Ppmvdc
	1 Hour(s)	1 Hour(s)
05/02/2019 00:00	1	1
05/02/2019 01:00	1	1
05/02/2019 02:00	1	1
05/02/2019 03:00	1	1
05/02/2019 04:00	1	1
05/02/2019 05:00	1	1
05/02/2019 06:00	1	1
05/02/2019 07:00	1	1
05/02/2019 08:00	1	1
05/02/2019 09:00	1	1
05/02/2019 10:00	1	1
05/02/2019 11:00	1	1
05/02/2019 12:00	1	1
05/02/2019 13:00	1	1
05/02/2019 14:00	1	1
05/02/2019 15:00	1	1
05/02/2019 16:00	1	1
05/02/2019 17:00	1	1
05/02/2019 18:00	1	1
05/02/2019 19:00	1	1
05/02/2019 20:00	1	1
05/02/2019 21:00	1	1
05/02/2019 22:00	1	1
05/02/2019 23:00	1	1
Average/Sum#:	1	1
Minimum:	1	1
Maximum:	1	1
%SI	0.00	0.00

# Daily Summary Report

## KKKK NOx 4HR Rolling Avg



From: 04/01/2019 00:00 To: 06/30/2019 23:59 Facility Name: COLUSA GENERATING STATION  
 Generated: 07/08/2019 09:35 Location: Maxwell, CA

Red = Invalid or Excluded Data | Green = Edited Status | Blue = Edited Value | \* = Excess Emission

Const. Value/Limit Tag:	> Limit	> Limit
	Unit CT1	Unit CT2
	NOx_4Hr, Ppmvdc	NOx_4Hr, Ppmvdc
	1 Hour(s)	1 Hour(s)
05/03/2019 00:00	1	1
05/03/2019 01:00	1	1
05/03/2019 02:00	1	1
05/03/2019 03:00	1	1
05/03/2019 04:00	1	1
05/03/2019 05:00	1	1
05/03/2019 06:00	1	1
05/03/2019 07:00	1	1
05/03/2019 08:00	1	1
05/03/2019 09:00	1	1
05/03/2019 10:00	1	1
05/03/2019 11:00	1	1
05/03/2019 12:00	1	1
05/03/2019 13:00	1	1
05/03/2019 14:00	1	1
05/03/2019 15:00	1	1
05/03/2019 16:00	1	1
05/03/2019 17:00	1	1
05/03/2019 18:00	1	1
05/03/2019 19:00	1	1
05/03/2019 20:00	1	1
05/03/2019 21:00	1	1
05/03/2019 22:00	1	1
05/03/2019 23:00	1	1
Average/Sum#:	1	1
Minimum:	1	1
Maximum:	1	1
%SI	0.00	0.00

# Daily Summary Report

## KKKK NOx 4HR Rolling Avg



From: 04/01/2019 00:00 To: 06/30/2019 23:59 Facility Name: COLUSA GENERATING STATION  
 Generated: 07/08/2019 09:35 Location: Maxwell, CA

Red = Invalid or Excluded Data | Green = Edited Status | Blue = Edited Value | \* = Excess Emission

Const. Value/Limit Tag:	> Limit	> Limit
	Unit CT1	Unit CT2
	NOx_4Hr, Ppmvdc	NOx_4Hr, Ppmvdc
	1 Hour(s)	1 Hour(s)
05/04/2019 00:00	1	1
05/04/2019 01:00	1	1
05/04/2019 02:00	1	1
05/04/2019 03:00	1	1
05/04/2019 04:00	1	1
05/04/2019 05:00	1	1
05/04/2019 06:00	1	1
05/04/2019 07:00	1	1
05/04/2019 08:00	1	1
05/04/2019 09:00	1	1
05/04/2019 10:00	1	1
05/04/2019 11:00	1	1
05/04/2019 12:00	1	1
05/04/2019 13:00	1	1
05/04/2019 14:00	1	1
05/04/2019 15:00	1	1
05/04/2019 16:00	1	1
05/04/2019 17:00	1	1
05/04/2019 18:00	1	1
05/04/2019 19:00	1	1
05/04/2019 20:00	1	1
05/04/2019 21:00	1	1
05/04/2019 22:00	1	1
05/04/2019 23:00	1	1
<b>Average/Sum#:</b>	1	1
<b>Minimum:</b>	1	1
<b>Maximum:</b>	1	1
<b>%SI</b>	0.00	0.00

# Daily Summary Report

## KKKK NOx 4HR Rolling Avg



From: 04/01/2019 00:00 To: 06/30/2019 23:59 Facility Name: COLUSA GENERATING STATION  
 Generated: 07/08/2019 09:35 Location: Maxwell, CA

Red = Invalid or Excluded Data | Green = Edited Status | Blue = Edited Value | \* = Excess Emission

Const. Value/Limit Tag:	> Limit	> Limit
	Unit CT1	Unit CT2
	NOx_4Hr, Ppmvdc	NOx_4Hr, Ppmvdc
	1 Hour(s)	1 Hour(s)
05/05/2019 00:00	1	1
05/05/2019 01:00	1	1
05/05/2019 02:00	1	1
05/05/2019 03:00	1	1
05/05/2019 04:00	1	1
05/05/2019 05:00	1	1
05/05/2019 06:00	1	1
05/05/2019 07:00	1	1
05/05/2019 08:00	1	1
05/05/2019 09:00	1	1
05/05/2019 10:00	1	1
05/05/2019 11:00	1	1
05/05/2019 12:00	1	1
05/05/2019 13:00	1	1
05/05/2019 14:00	1	1
05/05/2019 15:00	1	1
05/05/2019 16:00	1	1
05/05/2019 17:00	1	1
05/05/2019 18:00	1	1
05/05/2019 19:00	1	1
05/05/2019 20:00	1	1
05/05/2019 21:00	1	1
05/05/2019 22:00	1	1
05/05/2019 23:00	1	1
Average/Sum#:	1	1
Minimum:	1	1
Maximum:	1	1
%SI	0.00	0.00

# Daily Summary Report

## KKKK NOx 4HR Rolling Avg



From: 04/01/2019 00:00 To: 06/30/2019 23:59 Facility Name: COLUSA GENERATING STATION  
 Generated: 07/08/2019 09:35 Location: Maxwell, CA

Red = Invalid or Excluded Data | Green = Edited Status | Blue = Edited Value | \* = Excess Emission

Const. Value/Limit Tag:	> Limit	> Limit
	Unit CT1	Unit CT2
	NOx_4Hr, Ppmvdc	NOx_4Hr, Ppmvdc
	1 Hour(s)	1 Hour(s)
05/06/2019 00:00	1	1
05/06/2019 01:00	1	1
05/06/2019 02:00	1	1
05/06/2019 03:00	1	1
05/06/2019 04:00	1	1
05/06/2019 05:00	1	1
05/06/2019 06:00	1	1
05/06/2019 07:00	1	1
05/06/2019 08:00	1	1
05/06/2019 09:00	1	1
05/06/2019 10:00	1	1
05/06/2019 11:00	1	1
05/06/2019 12:00	1	1
05/06/2019 13:00	1	1
05/06/2019 14:00	1	1
05/06/2019 15:00	1	1
05/06/2019 16:00	1	1
05/06/2019 17:00	1	1
05/06/2019 18:00	1	1
05/06/2019 19:00	1	1
05/06/2019 20:00	1	1
05/06/2019 21:00	1	1
05/06/2019 22:00	1	1
05/06/2019 23:00	1	1
Average/Sum#:	1	1
Minimum:	1	1
Maximum:	1	1
%SI	0.00	0.00

# Daily Summary Report

## KKKK NOx 4HR Rolling Avg



From: 04/01/2019 00:00 To: 06/30/2019 23:59 Facility Name: COLUSA GENERATING STATION  
 Generated: 07/08/2019 09:35 Location: Maxwell, CA

Red = Invalid or Excluded Data | Green = Edited Status | Blue = Edited Value | \* = Excess Emission

Const. Value/Limit Tag:	> Limit	> Limit
	Unit CT1	Unit CT2
	NOx_4Hr, Ppmvdc	NOx_4Hr, Ppmvdc
	1 Hour(s)	1 Hour(s)
05/07/2019 00:00	1	1
05/07/2019 01:00	1	1
05/07/2019 02:00	1	1
05/07/2019 03:00	1	1
05/07/2019 04:00	1	1
05/07/2019 05:00	1	1
05/07/2019 06:00	1	1
05/07/2019 07:00	1	1
05/07/2019 08:00	1	1
05/07/2019 09:00	1	1
05/07/2019 10:00	1	1
05/07/2019 11:00	1	1
05/07/2019 12:00	1	1
05/07/2019 13:00	1	1
05/07/2019 14:00	1	1
05/07/2019 15:00	1	1
05/07/2019 16:00	1	1
05/07/2019 17:00	1	1
05/07/2019 18:00	1	1
05/07/2019 19:00	1	1
05/07/2019 20:00	1	1
05/07/2019 21:00	1	1
05/07/2019 22:00	1	1
05/07/2019 23:00	1	1
Average/Sum#:	1	1
Minimum:	1	1
Maximum:	1	1
%SI	0.00	0.00



# Daily Summary Report

## KKKK NOx 4HR Rolling Avg



From: 04/01/2019 00:00 To: 06/30/2019 23:59 Facility Name: COLUSA GENERATING STATION  
 Generated: 07/08/2019 09:35 Location: Maxwell, CA

Red = Invalid or Excluded Data | Green = Edited Status | Blue = Edited Value | \* = Excess Emission

Const. Value/Limit Tag:	> Limit	> Limit
	Unit CT1	Unit CT2
	NOx_4Hr, Ppmvdc	NOx_4Hr, Ppmvdc
	1 Hour(s)	1 Hour(s)
05/08/2019 00:00	1	1
05/08/2019 01:00	1	1
05/08/2019 02:00	1	1
05/08/2019 03:00	1	1
05/08/2019 04:00	1	1
05/08/2019 05:00	1	1
05/08/2019 06:00	1	1
05/08/2019 07:00	1	1
05/08/2019 08:00	1	1
05/08/2019 09:00	1	1
05/08/2019 10:00	1	1
05/08/2019 11:00	1	1
05/08/2019 12:00	1	1
05/08/2019 13:00	1	1
05/08/2019 14:00	1	1
05/08/2019 15:00	1	1
05/08/2019 16:00	1	1
05/08/2019 17:00	1	1
05/08/2019 18:00	1	1
05/08/2019 19:00	1	1
05/08/2019 20:00	1	1
05/08/2019 21:00	1	1
05/08/2019 22:00	1	1
05/08/2019 23:00	1	1
Average/Sum#:	1	1
Minimum:	1	1
Maximum:	1	1
%SI	0.00	0.00

# Daily Summary Report

## KKKK NOx 4HR Rolling Avg



From: 04/01/2019 00:00 To: 06/30/2019 23:59 Facility Name: COLUSA GENERATING STATION  
 Generated: 07/08/2019 09:35 Location: Maxwell, CA

Red = Invalid or Excluded Data | Green = Edited Status | Blue = Edited Value | \* = Excess Emission

Const. Value/Limit Tag:	> Limit	> Limit
	Unit CT1	Unit CT2
	NOx_4Hr, Ppmvdc	NOx_4Hr, Ppmvdc
	1 Hour(s)	1 Hour(s)
05/09/2019 00:00	1	1
05/09/2019 01:00	1	1
05/09/2019 02:00	1	1
05/09/2019 03:00	1	1
05/09/2019 04:00	1	1
05/09/2019 05:00	1	1
05/09/2019 06:00	1	1
05/09/2019 07:00	1	1
05/09/2019 08:00	1	1
05/09/2019 09:00	1	1
05/09/2019 10:00	1	1
05/09/2019 11:00	1	1
05/09/2019 12:00	1	1
05/09/2019 13:00	1	1
05/09/2019 14:00	1	1
05/09/2019 15:00	1	1
05/09/2019 16:00	1	1
05/09/2019 17:00	1	1
05/09/2019 18:00	1	1
05/09/2019 19:00	1	1
05/09/2019 20:00	1	1
05/09/2019 21:00	1	1
05/09/2019 22:00	1	1
05/09/2019 23:00	1	1
Average/Sum#:	1	1
Minimum:	1	1
Maximum:	1	1
%SI	0.00	0.00

# Daily Summary Report

## KKKK NOx 4HR Rolling Avg



From: 04/01/2019 00:00 To: 06/30/2019 23:59 Facility Name: COLUSA GENERATING STATION  
 Generated: 07/08/2019 09:35 Location: Maxwell, CA

Red = Invalid or Excluded Data | Green = Edited Status | Blue = Edited Value | \* = Excess Emission

Const. Value/Limit Tag:	> Limit	> Limit
	Unit CT1	Unit CT2
	NOx_4Hr, Ppmvdc	NOx_4Hr, Ppmvdc
	1 Hour(s)	1 Hour(s)
05/10/2019 00:00	1	1
05/10/2019 01:00	1	1
05/10/2019 02:00	1	1
05/10/2019 03:00	1	1
05/10/2019 04:00	1	1
05/10/2019 05:00	1	1
05/10/2019 06:00	1	1
05/10/2019 07:00	1	1
05/10/2019 08:00	1	1
05/10/2019 09:00	1	1
05/10/2019 10:00	1	1
05/10/2019 11:00	1	1
05/10/2019 12:00	1	1
05/10/2019 13:00	1	1
05/10/2019 14:00	1	1
05/10/2019 15:00	1	1
05/10/2019 16:00	1	1
05/10/2019 17:00	1	1
05/10/2019 18:00	1	1
05/10/2019 19:00	1	1
05/10/2019 20:00	1	1
05/10/2019 21:00	1	1
05/10/2019 22:00	1	1
05/10/2019 23:00	1	1
Average/Sum#:	1	1
Minimum:	1	1
Maximum:	1	1
%SI	0.00	0.00

# Daily Summary Report

## KKKK NOx 4HR Rolling Avg



From: 04/01/2019 00:00 To: 06/30/2019 23:59 Facility Name: COLUSA GENERATING STATION  
 Generated: 07/08/2019 09:35 Location: Maxwell, CA

Red = Invalid or Excluded Data | Green = Edited Status | Blue = Edited Value | \* = Excess Emission

Const. Value/Limit Tag:	> Limit	> Limit
	Unit CT1	Unit CT2
	NOx_4Hr, Ppmvdc	NOx_4Hr, Ppmvdc
	1 Hour(s)	1 Hour(s)
05/11/2019 00:00	1	1
05/11/2019 01:00	1	1
05/11/2019 02:00	1	1
05/11/2019 03:00	1	1
05/11/2019 04:00	1	1
05/11/2019 05:00	1	1
05/11/2019 06:00	1	1
05/11/2019 07:00	1	1
05/11/2019 08:00	1	1
05/11/2019 09:00	1	1
05/11/2019 10:00	1	1
05/11/2019 11:00	1	1
05/11/2019 12:00	1	1
05/11/2019 13:00	1	1
05/11/2019 14:00	1	1
05/11/2019 15:00	1	1
05/11/2019 16:00	1	1
05/11/2019 17:00	1	1
05/11/2019 18:00	1	1
05/11/2019 19:00	1	1
05/11/2019 20:00	1	1
05/11/2019 21:00	1	1
05/11/2019 22:00	1	1
05/11/2019 23:00	1	1
Average/Sum#:	1	1
Minimum:	1	1
Maximum:	1	1
%SI	0.00	0.00

# Daily Summary Report

## KKKK NOx 4HR Rolling Avg



From: 04/01/2019 00:00 To: 06/30/2019 23:59 Facility Name: COLUSA GENERATING STATION  
 Generated: 07/08/2019 09:35 Location: Maxwell, CA

Red = Invalid or Excluded Data | Green = Edited Status | Blue = Edited Value | \* = Excess Emission

Const. Value/Limit Tag:	> Limit	> Limit
	Unit CT1	Unit CT2
	NOx_4Hr, Ppmvdc 1 Hour(s)	NOx_4Hr, Ppmvdc 1 Hour(s)
05/12/2019 00:00	1	1
05/12/2019 01:00	1	1
05/12/2019 02:00	1	1
05/12/2019 03:00	1	1
05/12/2019 04:00	1	1
05/12/2019 05:00	1	1
05/12/2019 06:00	1	1
05/12/2019 07:00	1	1
05/12/2019 08:00	1	1
05/12/2019 09:00	1	1
05/12/2019 10:00	1	1
05/12/2019 11:00	1	1
05/12/2019 12:00	1	1
05/12/2019 13:00	1	1
05/12/2019 14:00	1	1
05/12/2019 15:00	1	1
05/12/2019 16:00	1	1
05/12/2019 17:00	1	1
05/12/2019 18:00	1	1
05/12/2019 19:00	1	1
05/12/2019 20:00	1	1
05/12/2019 21:00	1	1
05/12/2019 22:00	1	1
05/12/2019 23:00	1	1
Average/Sum#:	1	1
Minimum:	1	1
Maximum:	1	1
%SI	0.00	0.00

# Daily Summary Report

## KKKK NOx 4HR Rolling Avg



From: 04/01/2019 00:00 To: 06/30/2019 23:59 Facility Name: COLUSA GENERATING STATION  
 Generated: 07/08/2019 09:35 Location: Maxwell, CA

Red = Invalid or Excluded Data | Green = Edited Status | Blue = Edited Value | \* = Excess Emission

Const. Value/Limit Tag:	> Limit	> Limit
	Unit CT1	Unit CT2
	NOx_4Hr, Ppmvdc	NOx_4Hr, Ppmvdc
	1 Hour(s)	1 Hour(s)
05/13/2019 00:00	1	1
05/13/2019 01:00	1	1
05/13/2019 02:00	1	1
05/13/2019 03:00	1	1
05/13/2019 04:00	1	1
05/13/2019 05:00	1	1
05/13/2019 06:00	1	1
05/13/2019 07:00	1	1
05/13/2019 08:00	1	1
05/13/2019 09:00	1	1
05/13/2019 10:00	1	1
05/13/2019 11:00	1	1
05/13/2019 12:00	1	1
05/13/2019 13:00	1	1
05/13/2019 14:00	1	1
05/13/2019 15:00	1	1
05/13/2019 16:00	1	1
05/13/2019 17:00	1	1
05/13/2019 18:00	1	1
05/13/2019 19:00	1	1
05/13/2019 20:00	1	1
05/13/2019 21:00	1	1
05/13/2019 22:00	1	1
05/13/2019 23:00	1	1
Average/Sum#:	1	1
Minimum:	1	1
Maximum:	1	1
%SI	0.00	0.00

# Daily Summary Report

## KKKK NOx 4HR Rolling Avg



From: 04/01/2019 00:00 To: 06/30/2019 23:59 Facility Name: COLUSA GENERATING STATION  
 Generated: 07/08/2019 09:35 Location: Maxwell, CA

Red = Invalid or Excluded Data | Green = Edited Status | Blue = Edited Value | \* = Excess Emission

Const. Value/Limit Tag:	> Limit	> Limit
	Unit CT1	Unit CT2
	NOx_4Hr, Ppmvdc	NOx_4Hr, Ppmvdc
	1 Hour(s)	1 Hour(s)
05/14/2019 00:00	1	1
05/14/2019 01:00	1	1
05/14/2019 02:00	1	1
05/14/2019 03:00	1	1
05/14/2019 04:00	1	1
05/14/2019 05:00	1	1
05/14/2019 06:00	1	1
05/14/2019 07:00	1	1
05/14/2019 08:00	1	1
05/14/2019 09:00	1	1
05/14/2019 10:00	1	1
05/14/2019 11:00	1	1
05/14/2019 12:00	1	1
05/14/2019 13:00	1	1
05/14/2019 14:00	1	1
05/14/2019 15:00	1	1
05/14/2019 16:00	1	1
05/14/2019 17:00	1	1
05/14/2019 18:00	1	1
05/14/2019 19:00	1	1
05/14/2019 20:00	1	1
05/14/2019 21:00	1	1
05/14/2019 22:00	1	1
05/14/2019 23:00	1	1
<hr/>		
Average/Sum#:	1	1
Minimum:	1	1
Maximum:	1	1
%SI	0.00	0.00

# Daily Summary Report

## KKKK NOx 4HR Rolling Avg



From: 04/01/2019 00:00 To: 06/30/2019 23:59 Facility Name: COLUSA GENERATING STATION  
 Generated: 07/08/2019 09:35 Location: Maxwell, CA

Red = Invalid or Excluded Data | Green = Edited Status | Blue = Edited Value | \* = Excess Emission

Const. Value/Limit Tag:	> Limit	> Limit
	Unit CT1	Unit CT2
	NOx_4Hr, Ppmvdc	NOx_4Hr, Ppmvdc
	1 Hour(s)	1 Hour(s)
05/15/2019 00:00	1	1
05/15/2019 01:00	1	1
05/15/2019 02:00	1	1
05/15/2019 03:00	1	1
05/15/2019 04:00	1	1
05/15/2019 05:00	1	1
05/15/2019 06:00	1	1
05/15/2019 07:00	1	1
05/15/2019 08:00	1	1
05/15/2019 09:00	1	1
05/15/2019 10:00	1	1
05/15/2019 11:00	1	1
05/15/2019 12:00	1	1
05/15/2019 13:00	1	1
05/15/2019 14:00	1	1
05/15/2019 15:00	1	1
05/15/2019 16:00	1	1
05/15/2019 17:00	1	1
05/15/2019 18:00	1	1
05/15/2019 19:00	1	1
05/15/2019 20:00	1	1
05/15/2019 21:00	1	1
05/15/2019 22:00	1	1
05/15/2019 23:00	1	1
Average/Sum#:	1	1
Minimum:	1	1
Maximum:	1	1
%SI	0.00	0.00



# Daily Summary Report

## KKKK NOx 4HR Rolling Avg



From: 04/01/2019 00:00 To: 06/30/2019 23:59 Facility Name: COLUSA GENERATING STATION  
 Generated: 07/08/2019 09:35 Location: Maxwell, CA

Red = Invalid or Excluded Data | Green = Edited Status | Blue = Edited Value | \* = Excess Emission

Const. Value/Limit Tag:	> Limit	> Limit
	Unit CT1	Unit CT2
	NOx_4Hr, Ppmvdc	NOx_4Hr, Ppmvdc
	1 Hour(s)	1 Hour(s)
05/16/2019 00:00	1	1
05/16/2019 01:00	1	1
05/16/2019 02:00	1	1
05/16/2019 03:00	1	1
05/16/2019 04:00	1	1
05/16/2019 05:00	1	1
05/16/2019 06:00	1	1
05/16/2019 07:00	1	1
05/16/2019 08:00	1	1
05/16/2019 09:00	1	1
05/16/2019 10:00	1	1
05/16/2019 11:00	1	1
05/16/2019 12:00	1	1
05/16/2019 13:00	1	1
05/16/2019 14:00	1	1
05/16/2019 15:00	1	1
05/16/2019 16:00	1	1
05/16/2019 17:00	1	1
05/16/2019 18:00	1	1
05/16/2019 19:00	1	1
05/16/2019 20:00	1	1
05/16/2019 21:00	1	1
05/16/2019 22:00	1	1
05/16/2019 23:00	1	1
Average/Sum#:	1	1
Minimum:	1	1
Maximum:	1	1
%SI	0.00	0.00

# Daily Summary Report

## KKKK NOx 4HR Rolling Avg



From: 04/01/2019 00:00 To: 06/30/2019 23:59 Facility Name: COLUSA GENERATING STATION  
 Generated: 07/08/2019 09:35 Location: Maxwell, CA

Red = Invalid or Excluded Data | Green = Edited Status | Blue = Edited Value | \* = Excess Emission

Const. Value/Limit Tag:	> Limit	> Limit
	Unit CT1	Unit CT2
	NOx_4Hr, Ppmvdc	NOx_4Hr, Ppmvdc
	1 Hour(s)	1 Hour(s)
05/17/2019 00:00	1	1
05/17/2019 01:00	1	1
05/17/2019 02:00	1	1
05/17/2019 03:00	1	1
05/17/2019 04:00	1	1
05/17/2019 05:00	1	1
05/17/2019 06:00	1	1
05/17/2019 07:00	1	1
05/17/2019 08:00	1	1
05/17/2019 09:00	1	1
05/17/2019 10:00	1	1
05/17/2019 11:00	1	1
05/17/2019 12:00	1	1
05/17/2019 13:00	1	1
05/17/2019 14:00	1	1
05/17/2019 15:00	1	1
05/17/2019 16:00	1	1
05/17/2019 17:00	1	1
05/17/2019 18:00	1	1
05/17/2019 19:00	1	1
05/17/2019 20:00	1	1
05/17/2019 21:00	1	1
05/17/2019 22:00	1	1
05/17/2019 23:00	1	1
Average/Sum#:	1	1
Minimum:	1	1
Maximum:	1	1
%SI	0.00	0.00

# Daily Summary Report

## KKKK NOx 4HR Rolling Avg



From: 04/01/2019 00:00 To: 06/30/2019 23:59 Facility Name: COLUSA GENERATING STATION  
 Generated: 07/08/2019 09:35 Location: Maxwell, CA

Red = Invalid or Excluded Data | Green = Edited Status | Blue = Edited Value | \* = Excess Emission

Const. Value/Limit Tag:	> Limit	> Limit
	Unit CT1	Unit CT2
	NOx_4Hr, Ppmvdc	NOx_4Hr, Ppmvdc
	1 Hour(s)	1 Hour(s)
05/18/2019 00:00	1	1
05/18/2019 01:00	1	1
05/18/2019 02:00	1	1
05/18/2019 03:00	1	1
05/18/2019 04:00	1	1
05/18/2019 05:00	1	1
05/18/2019 06:00	1	1
05/18/2019 07:00	1	1
05/18/2019 08:00	1	1
05/18/2019 09:00	1	1
05/18/2019 10:00	1	1
05/18/2019 11:00	1	1
05/18/2019 12:00	1	1
05/18/2019 13:00	1	1
05/18/2019 14:00	1	1
05/18/2019 15:00	1	1
05/18/2019 16:00	1	1
05/18/2019 17:00	1	1
05/18/2019 18:00	1	1
05/18/2019 19:00	1	1
05/18/2019 20:00	1	1
05/18/2019 21:00	1	1
05/18/2019 22:00	1	1
05/18/2019 23:00	1	1
<b>Average/Sum#:</b>	1	1
<b>Minimum:</b>	1	1
<b>Maximum:</b>	1	1
<b>%SI</b>	0.00	0.00

# Daily Summary Report

## KKKK NOx 4HR Rolling Avg



From: 04/01/2019 00:00 To: 06/30/2019 23:59 Facility Name: COLUSA GENERATING STATION  
 Generated: 07/08/2019 09:35 Location: Maxwell, CA

Red = Invalid or Excluded Data | Green = Edited Status | Blue = Edited Value | \* = Excess Emission

Const. Value/Limit Tag:	> Limit	> Limit
	Unit CT1	Unit CT2
	NOx_4Hr, Ppmvdc	NOx_4Hr, Ppmvdc
	1 Hour(s)	1 Hour(s)
05/19/2019 00:00	1	1
05/19/2019 01:00	1	1
05/19/2019 02:00	1	1
05/19/2019 03:00	1	1
05/19/2019 04:00	1	1
05/19/2019 05:00	1	1
05/19/2019 06:00	1	1
05/19/2019 07:00	1	1
05/19/2019 08:00	1	1
05/19/2019 09:00	1	1
05/19/2019 10:00	1	1
05/19/2019 11:00	1	1
05/19/2019 12:00	1	1
05/19/2019 13:00	1	1
05/19/2019 14:00	1	1
05/19/2019 15:00	1	1
05/19/2019 16:00	1	1
05/19/2019 17:00	1	1
05/19/2019 18:00	1	1
05/19/2019 19:00	1	1
05/19/2019 20:00	1	1
05/19/2019 21:00	1	1
05/19/2019 22:00	1	1
05/19/2019 23:00	1	1
Average/Sum#:	1	1
Minimum:	1	1
Maximum:	1	1
%SI	0.00	0.00

# Daily Summary Report

## KKKK NOx 4HR Rolling Avg



From: 04/01/2019 00:00 To: 06/30/2019 23:59 Facility Name: COLUSA GENERATING STATION  
 Generated: 07/08/2019 09:35 Location: Maxwell, CA

Red = Invalid or Excluded Data | Green = Edited Status | Blue = Edited Value | \* = Excess Emission

Const. Value/Limit Tag:	> Limit	> Limit
	Unit CT1	Unit CT2
	NOx_4Hr, Ppmvdc	NOx_4Hr, Ppmvdc
	1 Hour(s)	1 Hour(s)
05/20/2019 00:00	1	1
05/20/2019 01:00	1	1
05/20/2019 02:00	1	1
05/20/2019 03:00	1	1
05/20/2019 04:00	1	1
05/20/2019 05:00	1	1
05/20/2019 06:00	1	1
05/20/2019 07:00	1	1
05/20/2019 08:00	1	1
05/20/2019 09:00	1	1
05/20/2019 10:00	1	1
05/20/2019 11:00	1	1
05/20/2019 12:00	1	1
05/20/2019 13:00	1	1
05/20/2019 14:00	1	1
05/20/2019 15:00	1	1
05/20/2019 16:00	1	1
05/20/2019 17:00	1	1
05/20/2019 18:00	1	1
05/20/2019 19:00	1	1
05/20/2019 20:00	1	1
05/20/2019 21:00	1	1
05/20/2019 22:00	1	1
05/20/2019 23:00	1	1
<b>Average/Sum#:</b>	1	1
<b>Minimum:</b>	1	1
<b>Maximum:</b>	1	1
<b>%SI</b>	0.00	0.00

# Daily Summary Report

## KKKK NOx 4HR Rolling Avg



From: 04/01/2019 00:00 To: 06/30/2019 23:59 Facility Name: COLUSA GENERATING STATION  
 Generated: 07/08/2019 09:35 Location: Maxwell, CA

Red = Invalid or Excluded Data | Green = Edited Status | Blue = Edited Value | \* = Excess Emission

Const. Value/Limit Tag:	> Limit	> Limit
	Unit CT1	Unit CT2
	NOx_4Hr, Ppmvdc	NOx_4Hr, Ppmvdc
	1 Hour(s)	1 Hour(s)
05/21/2019 00:00	1	1
05/21/2019 01:00	1	1
05/21/2019 02:00	1	1
05/21/2019 03:00	1	1
05/21/2019 04:00	1	1
05/21/2019 05:00	1	1
05/21/2019 06:00	1	1
05/21/2019 07:00	1	1
05/21/2019 08:00	1	1
05/21/2019 09:00	1	1
05/21/2019 10:00	1	1
05/21/2019 11:00	1	1
05/21/2019 12:00	1	1
05/21/2019 13:00	1	1
05/21/2019 14:00	1	1
05/21/2019 15:00	1	1
05/21/2019 16:00	1	1
05/21/2019 17:00	1	1
05/21/2019 18:00	1	1
05/21/2019 19:00	1	1
05/21/2019 20:00	1	1
05/21/2019 21:00	1	1
05/21/2019 22:00	1	1
05/21/2019 23:00	1	1
Average/Sum#:	1	1
Minimum:	1	1
Maximum:	1	1
%SI	0.00	0.00

# Daily Summary Report

## KKKK NOx 4HR Rolling Avg



From: 04/01/2019 00:00 To: 06/30/2019 23:59 Facility Name: COLUSA GENERATING STATION  
 Generated: 07/08/2019 09:35 Location: Maxwell, CA

Red = Invalid or Excluded Data | Green = Edited Status | Blue = Edited Value | \* = Excess Emission

Const. Value/Limit Tag:	> Limit	> Limit
	Unit CT1	Unit CT2
	NOx_4Hr, Ppmvdc	NOx_4Hr, Ppmvdc
	1 Hour(s)	1 Hour(s)
05/22/2019 00:00	1	1
05/22/2019 01:00	1	1
05/22/2019 02:00	1	1
05/22/2019 03:00	1	1
05/22/2019 04:00	1	1
05/22/2019 05:00	1	1
05/22/2019 06:00	1	1
05/22/2019 07:00	1	1
05/22/2019 08:00	1	1
05/22/2019 09:00	1	1
05/22/2019 10:00	1	1
05/22/2019 11:00	1	1
05/22/2019 12:00	1	1
05/22/2019 13:00	1	1
05/22/2019 14:00	1	1
05/22/2019 15:00	1	1
05/22/2019 16:00	1	1
05/22/2019 17:00	1	1
05/22/2019 18:00	1	1
05/22/2019 19:00	1	1
05/22/2019 20:00	1	1
05/22/2019 21:00	1	1
05/22/2019 22:00	1	1
05/22/2019 23:00	1	1
<hr/>		
Average/Sum#:	1	1
Minimum:	1	1
Maximum:	1	1
%SI	0.00	0.00

# Daily Summary Report

## KKKK NOx 4HR Rolling Avg



From: 04/01/2019 00:00 To: 06/30/2019 23:59 Facility Name: COLUSA GENERATING STATION  
 Generated: 07/08/2019 09:35 Location: Maxwell, CA

Red = Invalid or Excluded Data | Green = Edited Status | Blue = Edited Value | \* = Excess Emission

Const. Value/Limit Tag:	> Limit	> Limit
	Unit CT1	Unit CT2
	NOx_4Hr, Ppmvdc	NOx_4Hr, Ppmvdc
	1 Hour(s)	1 Hour(s)
05/23/2019 00:00	1	1
05/23/2019 01:00	1	1
05/23/2019 02:00	1	1
05/23/2019 03:00	1	1
05/23/2019 04:00	1	1
05/23/2019 05:00	1	1
05/23/2019 06:00	1	1
05/23/2019 07:00	1	1
05/23/2019 08:00	1	1
05/23/2019 09:00	1	1
05/23/2019 10:00	1	1
05/23/2019 11:00	1	1
05/23/2019 12:00	1	1
05/23/2019 13:00	1	1
05/23/2019 14:00	1	1
05/23/2019 15:00	1	1
05/23/2019 16:00	1	1
05/23/2019 17:00	1	1
05/23/2019 18:00	1	1
05/23/2019 19:00	1	1
05/23/2019 20:00	1	1
05/23/2019 21:00	1	1
05/23/2019 22:00	1	1
05/23/2019 23:00	1	1
Average/Sum#:	1	1
Minimum:	1	1
Maximum:	1	1
%SI	0.00	0.00



# Daily Summary Report

## KKKK NOx 4HR Rolling Avg



From: 04/01/2019 00:00 To: 06/30/2019 23:59 Facility Name: COLUSA GENERATING STATION  
 Generated: 07/08/2019 09:35 Location: Maxwell, CA

Red = Invalid or Excluded Data | Green = Edited Status | Blue = Edited Value | \* = Excess Emission

Const. Value/Limit Tag:	> Limit	> Limit
	Unit CT1	Unit CT2
	NOx_4Hr, Ppmvdc	NOx_4Hr, Ppmvdc
	1 Hour(s)	1 Hour(s)
05/24/2019 00:00	1	1
05/24/2019 01:00	1	1
05/24/2019 02:00	1	1
05/24/2019 03:00	1	1
05/24/2019 04:00	1	1
05/24/2019 05:00	1	1
05/24/2019 06:00	1	1
05/24/2019 07:00	1	1
05/24/2019 08:00	1	1
05/24/2019 09:00	1	1
05/24/2019 10:00	1	1
05/24/2019 11:00	1	1
05/24/2019 12:00	1	1
05/24/2019 13:00	1	1
05/24/2019 14:00	1	1
05/24/2019 15:00	1	1
05/24/2019 16:00	1	1
05/24/2019 17:00	1	1
05/24/2019 18:00	1	1
05/24/2019 19:00	1	1
05/24/2019 20:00	1	1
05/24/2019 21:00	1	1
05/24/2019 22:00	1	1
05/24/2019 23:00	1	1
<b>Average/Sum#:</b>	1	1
<b>Minimum:</b>	1	1
<b>Maximum:</b>	1	1
<b>%SI</b>	0.00	0.00

# Daily Summary Report

## KKKK NOx 4HR Rolling Avg



From: 04/01/2019 00:00 To: 06/30/2019 23:59 Facility Name: COLUSA GENERATING STATION  
 Generated: 07/08/2019 09:35 Location: Maxwell, CA

Red = Invalid or Excluded Data | Green = Edited Status | Blue = Edited Value | \* = Excess Emission

Const. Value/Limit Tag:	> Limit	> Limit
	Unit CT1	Unit CT2
	NOx_4Hr, Ppmvdc	NOx_4Hr, Ppmvdc
	1 Hour(s)	1 Hour(s)
05/25/2019 00:00	1	1
05/25/2019 01:00	1	1
05/25/2019 02:00	1	1
05/25/2019 03:00	1	1
05/25/2019 04:00	1	1
05/25/2019 05:00	1	1
05/25/2019 06:00	1	1
05/25/2019 07:00	1	1
05/25/2019 08:00	1	1
05/25/2019 09:00	1	1
05/25/2019 10:00	1	1
05/25/2019 11:00	1	1
05/25/2019 12:00	1	1
05/25/2019 13:00	1	1
05/25/2019 14:00	1	1
05/25/2019 15:00	1	1
05/25/2019 16:00	1	1
05/25/2019 17:00	1	1
05/25/2019 18:00	1	1
05/25/2019 19:00	1	1
05/25/2019 20:00	1	1
05/25/2019 21:00	1	1
05/25/2019 22:00	1	1
05/25/2019 23:00	1	1
<b>Average/Sum#:</b>	1	1
<b>Minimum:</b>	1	1
<b>Maximum:</b>	1	1
<b>%SI</b>	0.00	0.00

# Daily Summary Report

## KKKK NOx 4HR Rolling Avg



From: 04/01/2019 00:00 To: 06/30/2019 23:59 Facility Name: COLUSA GENERATING STATION  
 Generated: 07/08/2019 09:35 Location: Maxwell, CA

Red = Invalid or Excluded Data | Green = Edited Status | Blue = Edited Value | \* = Excess Emission

Const. Value/Limit Tag:	> Limit	> Limit
	Unit CT1	Unit CT2
	NOx_4Hr, Ppmvdc	NOx_4Hr, Ppmvdc
	1 Hour(s)	1 Hour(s)
05/26/2019 00:00	1	1
05/26/2019 01:00	1	1
05/26/2019 02:00	1	1
05/26/2019 03:00	1	1
05/26/2019 04:00	1	1
05/26/2019 05:00	1	1
05/26/2019 06:00	1	1
05/26/2019 07:00	1	1
05/26/2019 08:00	1	1
05/26/2019 09:00	1	1
05/26/2019 10:00	1	1
05/26/2019 11:00	1	1
05/26/2019 12:00	1	1
05/26/2019 13:00	1	1
05/26/2019 14:00	1	1
05/26/2019 15:00	1	1
05/26/2019 16:00	1	1
05/26/2019 17:00	1	1
05/26/2019 18:00	1	1
05/26/2019 19:00	1	1
05/26/2019 20:00	1	1
05/26/2019 21:00	1	1
05/26/2019 22:00	1	1
05/26/2019 23:00	1	1
<b>Average/Sum#:</b>	1	1
<b>Minimum:</b>	1	1
<b>Maximum:</b>	1	1
<b>%SI</b>	0.00	0.00

# Daily Summary Report

## KKKK NOx 4HR Rolling Avg



From: 04/01/2019 00:00 To: 06/30/2019 23:59 Facility Name: COLUSA GENERATING STATION  
 Generated: 07/08/2019 09:35 Location: Maxwell, CA

Red = Invalid or Excluded Data | Green = Edited Status | Blue = Edited Value | \* = Excess Emission

Const. Value/Limit Tag:	> Limit	> Limit
	Unit CT1	Unit CT2
	NOx_4Hr, Ppmvdc	NOx_4Hr, Ppmvdc
	1 Hour(s)	1 Hour(s)
05/27/2019 00:00	1	1
05/27/2019 01:00	1	1
05/27/2019 02:00	1	1
05/27/2019 03:00	1	1
05/27/2019 04:00	1	1
05/27/2019 05:00	1	1
05/27/2019 06:00	1	1
05/27/2019 07:00	1	1
05/27/2019 08:00	1	1
05/27/2019 09:00	1	1
05/27/2019 10:00	1	1
05/27/2019 11:00	1	1
05/27/2019 12:00	1	1
05/27/2019 13:00	1	1
05/27/2019 14:00	1	1
05/27/2019 15:00	1	1
05/27/2019 16:00	1	1
05/27/2019 17:00	1	1
05/27/2019 18:00	1	1
05/27/2019 19:00	1	1
05/27/2019 20:00	1	1
05/27/2019 21:00	1	1
05/27/2019 22:00	1	1
05/27/2019 23:00	1	1
<b>Average/Sum#:</b>	1	1
<b>Minimum:</b>	1	1
<b>Maximum:</b>	1	1
<b>%SI</b>	0.00	0.00

# Daily Summary Report

## KKKK NOx 4HR Rolling Avg



From: 04/01/2019 00:00 To: 06/30/2019 23:59 Facility Name: COLUSA GENERATING STATION  
 Generated: 07/08/2019 09:35 Location: Maxwell, CA

Red = Invalid or Excluded Data | Green = Edited Status | Blue = Edited Value | \* = Excess Emission

Const. Value/Limit Tag:	> Limit	> Limit
	Unit CT1	Unit CT2
	NOx_4Hr, Ppmvdc	NOx_4Hr, Ppmvdc
	1 Hour(s)	1 Hour(s)
05/28/2019 00:00	1	1
05/28/2019 01:00	1	1
05/28/2019 02:00	1	1
05/28/2019 03:00	1	1
05/28/2019 04:00	1	1
05/28/2019 05:00	1	1
05/28/2019 06:00	1	1
05/28/2019 07:00	1	1
05/28/2019 08:00	1	1
05/28/2019 09:00	1	1
05/28/2019 10:00	1	1
05/28/2019 11:00	1	1
05/28/2019 12:00	1	1
05/28/2019 13:00	1	1
05/28/2019 14:00	1	1
05/28/2019 15:00	1	1
05/28/2019 16:00	1	1
05/28/2019 17:00	1	1
05/28/2019 18:00	1	1
05/28/2019 19:00	1	1
05/28/2019 20:00	2	2
05/28/2019 21:00	0	0
05/28/2019 22:00	0	0
05/28/2019 23:00	0	0
<b>Average/Sum#:</b>	1	1
<b>Minimum:</b>	0	0
<b>Maximum:</b>	2	2
<b>%SI</b>	0.00	0.00

# Daily Summary Report

## KKKK NOx 4HR Rolling Avg



From: 04/01/2019 00:00 To: 06/30/2019 23:59 Facility Name: COLUSA GENERATING STATION  
 Generated: 07/08/2019 09:35 Location: Maxwell, CA

Red = Invalid or Excluded Data | Green = Edited Status | Blue = Edited Value | \* = Excess Emission

Const. Value/Limit Tag:	> Limit	> Limit
	Unit CT1	Unit CT2
	NOx_4Hr, Ppmvdc	NOx_4Hr, Ppmvdc
	1 Hour(s)	1 Hour(s)
05/29/2019 00:00	0	0
05/29/2019 01:00	0	0
05/29/2019 02:00	0	0
05/29/2019 03:00	0	0
05/29/2019 04:00	0	0
05/29/2019 05:00	0	0
05/29/2019 06:00	0	0
05/29/2019 07:00	0	0
05/29/2019 08:00	0	0
05/29/2019 09:00	0	0
05/29/2019 10:00	0	0
05/29/2019 11:00	0	0
05/29/2019 12:00	0	0
05/29/2019 13:00	0	0
05/29/2019 14:00	0	0
05/29/2019 15:00	0	0
05/29/2019 16:00	0	0
05/29/2019 17:00	0	0
05/29/2019 18:00	0	0
05/29/2019 19:00	0	0
05/29/2019 20:00	0	0
05/29/2019 21:00	0	0
05/29/2019 22:00	0	0
05/29/2019 23:00	0	0
Average/Sum#:	0	0
Minimum:	0	0
Maximum:	0	0
%SI	0.00	0.00

# Daily Summary Report

## KKKK NOx 4HR Rolling Avg



From: 04/01/2019 00:00 To: 06/30/2019 23:59 Facility Name: COLUSA GENERATING STATION  
 Generated: 07/08/2019 09:35 Location: Maxwell, CA

Red = Invalid or Excluded Data | Green = Edited Status | Blue = Edited Value | \* = Excess Emission

Const. Value/Limit Tag:	> Limit	> Limit
	Unit CT1	Unit CT2
	NOx_4Hr, Ppmvdc	NOx_4Hr, Ppmvdc
	1 Hour(s)	1 Hour(s)
05/30/2019 00:00	0	0
05/30/2019 01:00	0	0
05/30/2019 02:00	0	0
05/30/2019 03:00	0	0
05/30/2019 04:00	0	0
05/30/2019 05:00	0	0
05/30/2019 06:00	0	0
05/30/2019 07:00	0	0
05/30/2019 08:00	0	0
05/30/2019 09:00	0	0
05/30/2019 10:00	0	0
05/30/2019 11:00	0	0
05/30/2019 12:00	0	0
05/30/2019 13:00	0	0
05/30/2019 14:00	0	0
05/30/2019 15:00	0	0
05/30/2019 16:00	0	0
05/30/2019 17:00	0	0
05/30/2019 18:00	0	0
05/30/2019 19:00	0	0
05/30/2019 20:00	0	0
05/30/2019 21:00	0	0
05/30/2019 22:00	0	0
05/30/2019 23:00	0	0
Average/Sum#:	0	0
Minimum:	0	0
Maximum:	0	0
%SI	0.00	0.00

# Daily Summary Report

## KKKK NOx 4HR Rolling Avg



**From:** 04/01/2019 00:00 **To:** 06/30/2019 23:59 **Facility Name:** COLUSA GENERATING STATION  
**Generated:** 07/08/2019 09:35 **Location:** Maxwell, CA

Red = Invalid or Excluded Data | Green = Edited Status | Blue = Edited Value | \* = Excess Emission

Const. Value/Limit Tag:	> Limit	> Limit
	Unit CT1	Unit CT2
	NOx_4Hr, Ppmvdc	NOx_4Hr, Ppmvdc
	1 Hour(s)	1 Hour(s)
05/31/2019 00:00	0	0
05/31/2019 01:00	0	0
05/31/2019 02:00	0	0
05/31/2019 03:00	0	0
05/31/2019 04:00	0	0
05/31/2019 05:00	0	0
05/31/2019 06:00	0	0
05/31/2019 07:00	0	0
05/31/2019 08:00	0	0
05/31/2019 09:00	0	0
05/31/2019 10:00	0	0
05/31/2019 11:00	0	0
05/31/2019 12:00	0	0
05/31/2019 13:00	0	0
05/31/2019 14:00	0	0
05/31/2019 15:00	0	0
05/31/2019 16:00	0	0
05/31/2019 17:00	0	0
05/31/2019 18:00	0	0
05/31/2019 19:00	0	0
05/31/2019 20:00	0	0
05/31/2019 21:00	0	0
05/31/2019 22:00	0	0
05/31/2019 23:00	0	0
<b>Average/Sum#:</b>	0	0
<b>Minimum:</b>	0	0
<b>Maximum:</b>	0	0
<b>%SI</b>	0.00	0.00



# Daily Summary Report

## KKKK NOx 4HR Rolling Avg



From: 04/01/2019 00:00 To: 06/30/2019 23:59 Facility Name: COLUSA GENERATING STATION  
 Generated: 07/08/2019 09:35 Location: Maxwell, CA

Red = Invalid or Excluded Data | Green = Edited Status | Blue = Edited Value | \* = Excess Emission

Const. Value/Limit Tag:	> Limit	> Limit
	Unit CT1	Unit CT2
	NOx_4Hr, Ppmvdc	NOx_4Hr, Ppmvdc
	1 Hour(s)	1 Hour(s)
06/01/2019 00:00	0	0
06/01/2019 01:00	0	0
06/01/2019 02:00	0	0
06/01/2019 03:00	0	0
06/01/2019 04:00	0	0
06/01/2019 05:00	0	0
06/01/2019 06:00	0	0
06/01/2019 07:00	0	0
06/01/2019 08:00	0	0
06/01/2019 09:00	0	0
06/01/2019 10:00	0	0
06/01/2019 11:00	0	0
06/01/2019 12:00	0	0
06/01/2019 13:00	0	0
06/01/2019 14:00	0	0
06/01/2019 15:00	0	0
06/01/2019 16:00	0	0
06/01/2019 17:00	0	0
06/01/2019 18:00	0	0
06/01/2019 19:00	0	0
06/01/2019 20:00	0	0
06/01/2019 21:00	0	0
06/01/2019 22:00	0	0
06/01/2019 23:00	0	0
Average/Sum#:	0	0
Minimum:	0	0
Maximum:	0	0
%SI	0.00	0.00

# Daily Summary Report

## KKKK NOx 4HR Rolling Avg



From: 04/01/2019 00:00 To: 06/30/2019 23:59 Facility Name: COLUSA GENERATING STATION  
 Generated: 07/08/2019 09:35 Location: Maxwell, CA

Red = Invalid or Excluded Data | Green = Edited Status | Blue = Edited Value | \* = Excess Emission

Const. Value/Limit Tag:	> Limit	> Limit
	Unit CT1	Unit CT2
	NOx_4Hr, Ppmvdc	NOx_4Hr, Ppmvdc
	1 Hour(s)	1 Hour(s)
06/02/2019 00:00	0	0
06/02/2019 01:00	0	0
06/02/2019 02:00	0	0
06/02/2019 03:00	0	0
06/02/2019 04:00	0	0
06/02/2019 05:00	0	0
06/02/2019 06:00	0	0
06/02/2019 07:00	0	0
06/02/2019 08:00	0	0
06/02/2019 09:00	0	0
06/02/2019 10:00	0	0
06/02/2019 11:00	0	0
06/02/2019 12:00	0	0
06/02/2019 13:00	0	0
06/02/2019 14:00	0	0
06/02/2019 15:00	0	0
06/02/2019 16:00	0	0
06/02/2019 17:00	0	0
06/02/2019 18:00	0	0
06/02/2019 19:00	0	0
06/02/2019 20:00	0	0
06/02/2019 21:00	0	0
06/02/2019 22:00	0	0
06/02/2019 23:00	0	0
Average/Sum#:	0	0
Minimum:	0	0
Maximum:	0	0
%SI	0.00	0.00

# Daily Summary Report

## KKKK NOx 4HR Rolling Avg



From: 04/01/2019 00:00 To: 06/30/2019 23:59 Facility Name: COLUSA GENERATING STATION  
 Generated: 07/08/2019 09:35 Location: Maxwell, CA

Red = Invalid or Excluded Data | Green = Edited Status | Blue = Edited Value | \* = Excess Emission

Const. Value/Limit Tag:	> Limit	> Limit
	unit CT1	unit CT2
	NOx_4Hr, Ppmvdc	NOx_4Hr, Ppmvdc
	1 Hour(s)	1 Hour(s)
06/03/2019 00:00	0	0
06/03/2019 01:00	0	0
06/03/2019 02:00	0	0
06/03/2019 03:00	0	0
06/03/2019 04:00	0	0
06/03/2019 05:00	0	0
06/03/2019 06:00	0	0
06/03/2019 07:00	0	0
06/03/2019 08:00	0	0
06/03/2019 09:00	0	0
06/03/2019 10:00	0	0
06/03/2019 11:00	0	0
06/03/2019 12:00	0	0
06/03/2019 13:00	0	0
06/03/2019 14:00	0	0
06/03/2019 15:00	0	0
06/03/2019 16:00	0	0
06/03/2019 17:00	0	0
06/03/2019 18:00	0	0
06/03/2019 19:00	0	0
06/03/2019 20:00	0	0
06/03/2019 21:00	0	0
06/03/2019 22:00	0	0
06/03/2019 23:00	0	0
Average/Sum#:	0	0
Minimum:	0	0
Maximum:	0	0
%SI	0.00	0.00

# Daily Summary Report

## KKKK NOx 4HR Rolling Avg



From: 04/01/2019 00:00 To: 06/30/2019 23:59 Facility Name: COLUSA GENERATING STATION  
 Generated: 07/08/2019 09:35 Location: Maxwell, CA

Red = Invalid or Excluded Data | Green = Edited Status | Blue = Edited Value | \* = Excess Emission

Const. Value/Limit Tag:	> Limit	> Limit
	Unit CT1	Unit CT2
	NOx_4Hr, Ppmvdc	NOx_4Hr, Ppmvdc
	1 Hour(s)	1 Hour(s)
06/04/2019 00:00	0	0
06/04/2019 01:00	0	0
06/04/2019 02:00	0	0
06/04/2019 03:00	0	0
06/04/2019 04:00	0	0
06/04/2019 05:00	0	0
06/04/2019 06:00	0	0
06/04/2019 07:00	0	0
06/04/2019 08:00	0	0
06/04/2019 09:00	0	0
06/04/2019 10:00	0	0
06/04/2019 11:00	0	0
06/04/2019 12:00	0	0
06/04/2019 13:00	0	0
06/04/2019 14:00	0	0
06/04/2019 15:00	0	0
06/04/2019 16:00	0	0
06/04/2019 17:00	0	0
06/04/2019 18:00	0	0
06/04/2019 19:00	0	0
06/04/2019 20:00	0	0
06/04/2019 21:00	0	0
06/04/2019 22:00	0	0
06/04/2019 23:00	0	0
Average/Sum#:	0	0
Minimum:	0	0
Maximum:	0	0
%SI	0.00	0.00

# Daily Summary Report

## KKKK NOx 4HR Rolling Avg



From: 04/01/2019 00:00 To: 06/30/2019 23:59 Facility Name: COLUSA GENERATING STATION  
 Generated: 07/08/2019 09:35 Location: Maxwell, CA

Red = Invalid or Excluded Data | Green = Edited Status | Blue = Edited Value | \* = Excess Emission

Const. Value/Limit Tag:	> Limit	> Limit
	Unit CT1	Unit CT2
	NOx_4Hr, Ppmvdc	NOx_4Hr, Ppmvdc
	1 Hour(s)	1 Hour(s)
06/05/2019 00:00	0	0
06/05/2019 01:00	0	0
06/05/2019 02:00	0	0
06/05/2019 03:00	0	0
06/05/2019 04:00	0	0
06/05/2019 05:00	0	0
06/05/2019 06:00	0	0
06/05/2019 07:00	0	0
06/05/2019 08:00	0	55
06/05/2019 09:00	0	48
06/05/2019 10:00	0	37
06/05/2019 11:00	0	32
06/05/2019 12:00	0	18
06/05/2019 13:00	0	9
06/05/2019 14:00	43	5
06/05/2019 15:00	43	1
06/05/2019 16:00	43	1
06/05/2019 17:00	43	1
06/05/2019 18:00	43	1
06/05/2019 19:00	43	1
06/05/2019 20:00	43	1
06/05/2019 21:00	43	2
06/05/2019 22:00	43	2
06/05/2019 23:00	43	2
<b>Average/Sum#:</b>	18	9
<b>Minimum:</b>	0	0
<b>Maximum:</b>	43	55
<b>%SI</b>	0.00	0.00

# Daily Summary Report

## KKKK NOx 4HR Rolling Avg



From: 04/01/2019 00:00 To: 06/30/2019 23:59 Facility Name: COLUSA GENERATING STATION  
 Generated: 07/08/2019 09:35 Location: Maxwell, CA

Red = Invalid or Excluded Data | Green = Edited Status | Blue = Edited Value | \* = Excess Emission

Const. Value/Limit Tag:	> Limit	> Limit
	Unit CT1	Unit CT2
	NOx_4Hr, Ppmvdc	NOx_4Hr, Ppmvdc
	1 Hour(s)	1 Hour(s)
06/06/2019 00:00	43	2
06/06/2019 01:00	43	2
06/06/2019 02:00	43	2
06/06/2019 03:00	43	2
06/06/2019 04:00	43	2
06/06/2019 05:00	43	2
06/06/2019 06:00	43	2
06/06/2019 07:00	43	2
06/06/2019 08:00	43	2
06/06/2019 09:00	43	2
06/06/2019 10:00	43	2
06/06/2019 11:00	43	2
06/06/2019 12:00	43	2
06/06/2019 13:00	43	2
06/06/2019 14:00	43	2
06/06/2019 15:00	43	2
06/06/2019 16:00	43	2
06/06/2019 17:00	43	2
06/06/2019 18:00	43	2
06/06/2019 19:00	43	2
06/06/2019 20:00	43	2
06/06/2019 21:00	43	2
06/06/2019 22:00	43	2
06/06/2019 23:00	43	2
<hr/>		
Average/Sum#:	43	2
Minimum:	43	2
Maximum:	43	2
%SI	0.00	0.00

# Daily Summary Report

## KKKK NOx 4HR Rolling Avg



From: 04/01/2019 00:00 To: 06/30/2019 23:59 Facility Name: COLUSA GENERATING STATION  
 Generated: 07/08/2019 09:35 Location: Maxwell, CA

Red = Invalid or Excluded Data | Green = Edited Status | Blue = Edited Value | \* = Excess Emission

Const. Value/Limit Tag:	> Limit	> Limit
	Unit CT1	Unit CT2
	NOx_4Hr, Ppmvdc	NOx_4Hr, Ppmvdc
	1 Hour(s)	1 Hour(s)
06/07/2019 00:00	43	2
06/07/2019 01:00	43	2
06/07/2019 02:00	43	2
06/07/2019 03:00	43	2
06/07/2019 04:00	43	2
06/07/2019 05:00	43	2
06/07/2019 06:00	43	2
06/07/2019 07:00	43	2
06/07/2019 08:00	43	2
06/07/2019 09:00	43	2
06/07/2019 10:00	43	2
06/07/2019 11:00	43	2
06/07/2019 12:00	43	2
06/07/2019 13:00	43	2
06/07/2019 14:00	43	2
06/07/2019 15:00	43	2
06/07/2019 16:00	43	2
06/07/2019 17:00	43	2
06/07/2019 18:00	43	2
06/07/2019 19:00	43	2
06/07/2019 20:00	43	2
06/07/2019 21:00	43	2
06/07/2019 22:00	43	2
06/07/2019 23:00	43	2
<b>Average/Sum#:</b>	43	2
<b>Minimum:</b>	43	2
<b>Maximum:</b>	43	2
<b>%SI</b>	0.00	0.00

# Daily Summary Report

## KKKK NOx 4HR Rolling Avg



From: 04/01/2019 00:00 To: 06/30/2019 23:59 Facility Name: COLUSA GENERATING STATION  
 Generated: 07/08/2019 09:35 Location: Maxwell, CA

Red = Invalid or Excluded Data | Green = Edited Status | Blue = Edited Value | \* = Excess Emission

Const. Value/Limit Tag:	> Limit	> Limit
	Unit CT1	Unit CT2
	NOx_4Hr, Ppmvdc	NOx_4Hr, Ppmvdc
	1 Hour(s)	1 Hour(s)
06/08/2019 00:00	43	2
06/08/2019 01:00	43	2
06/08/2019 02:00	43	2
06/08/2019 03:00	43	2
06/08/2019 04:00	43	2
06/08/2019 05:00	43	2
06/08/2019 06:00	43	2
06/08/2019 07:00	43	2
06/08/2019 08:00	43	2
06/08/2019 09:00	43	2
06/08/2019 10:00	43	2
06/08/2019 11:00	43	2
06/08/2019 12:00	43	2
06/08/2019 13:00	43	18
06/08/2019 14:00	43	23
06/08/2019 15:00	43	26
06/08/2019 16:00	43	25
06/08/2019 17:00	43	9
06/08/2019 18:00	43	4
06/08/2019 19:00	43	1
06/08/2019 20:00	43	1
06/08/2019 21:00	43	1
06/08/2019 22:00	43	2
06/08/2019 23:00	43	2
<b>Average/Sum#:</b>	43	6
<b>Minimum:</b>	43	1
<b>Maximum:</b>	43	26
<b>%SI</b>	0.00	0.00



# Daily Summary Report

## KKKK NOx 4HR Rolling Avg



From: 04/01/2019 00:00 To: 06/30/2019 23:59 Facility Name: COLUSA GENERATING STATION  
 Generated: 07/08/2019 09:35 Location: Maxwell, CA

Red = Invalid or Excluded Data | Green = Edited Status | Blue = Edited Value | \* = Excess Emission

Const. Value/Limit Tag:	> Limit	> Limit
	Unit CT1	Unit CT2
	NOx_4Hr, Ppmvdc	NOx_4Hr, Ppmvdc
	1 Hour(s)	1 Hour(s)
06/09/2019 00:00	43	2
06/09/2019 01:00	43	2
06/09/2019 02:00	43	2
06/09/2019 03:00	43	2
06/09/2019 04:00	43	2
06/09/2019 05:00	43	2
06/09/2019 06:00	43	2
06/09/2019 07:00	43	2
06/09/2019 08:00	43	2
06/09/2019 09:00	43	2
06/09/2019 10:00	43	16
06/09/2019 11:00	43	21
06/09/2019 12:00	43	23
06/09/2019 13:00	43	22
06/09/2019 14:00	0	8
06/09/2019 15:00	0	3
06/09/2019 16:00	0	1
06/09/2019 17:00	0	1
06/09/2019 18:00	0	1
06/09/2019 19:00	0	1
06/09/2019 20:00	0	1
06/09/2019 21:00	0	1
06/09/2019 22:00	1	1
06/09/2019 23:00	1	1
<b>Average/Sum#:</b>	38	5
<b>Minimum:</b>	1	1
<b>Maximum:</b>	43	23
<b>%SI</b>	33.33	0.00

# Daily Summary Report

## KKKK NOx 4HR Rolling Avg



From: 04/01/2019 00:00 To: 06/30/2019 23:59 Facility Name: COLUSA GENERATING STATION  
 Generated: 07/08/2019 09:35 Location: Maxwell, CA

Red = Invalid or Excluded Data | Green = Edited Status | Blue = Edited Value | \* = Excess Emission

Const. Value/Limit Tag:	> Limit	> Limit
	Unit CT1	Unit CT2
	NOx_4Hr, Ppmvdc	NOx_4Hr, Ppmvdc
	1 Hour(s)	1 Hour(s)
06/10/2019 00:00	1	1
06/10/2019 01:00	1	1
06/10/2019 02:00	1	1
06/10/2019 03:00	1	1
06/10/2019 04:00	1	1
06/10/2019 05:00	1	1
06/10/2019 06:00	1	1
06/10/2019 07:00	1	6
06/10/2019 08:00	1	6
06/10/2019 09:00	1	6
06/10/2019 10:00	6	5
06/10/2019 11:00	8	1
06/10/2019 12:00	8	1
06/10/2019 13:00	8	1
06/10/2019 14:00	8	1
06/10/2019 15:00	8	1
06/10/2019 16:00	8	1
06/10/2019 17:00	8	1
06/10/2019 18:00	4	1
06/10/2019 19:00	3	1
06/10/2019 20:00	3	1
06/10/2019 21:00	3	1
06/10/2019 22:00	3	1
06/10/2019 23:00	1	1
<b>Average/Sum#:</b>	4	2
<b>Minimum:</b>	1	1
<b>Maximum:</b>	8	6
<b>%SI</b>	0.00	0.00

# Daily Summary Report

## KKKK NOx 4HR Rolling Avg



From: 04/01/2019 00:00 To: 06/30/2019 23:59 Facility Name: COLUSA GENERATING STATION  
 Generated: 07/08/2019 09:35 Location: Maxwell, CA

Red = Invalid or Excluded Data | Green = Edited Status | Blue = Edited Value | \* = Excess Emission

Const. Value/Limit Tag:	> Limit	> Limit
	Unit CT1	Unit CT2
	NOx_4Hr, Ppmvdc	NOx_4Hr, Ppmvdc
	1 Hour(s)	1 Hour(s)
06/11/2019 00:00	1	1
06/11/2019 01:00	1	1
06/11/2019 02:00	1	1
06/11/2019 03:00	1	1
06/11/2019 04:00	1	1
06/11/2019 05:00	1	1
06/11/2019 06:00	1	1
06/11/2019 07:00	1	1
06/11/2019 08:00	1	1
06/11/2019 09:00	1	1
06/11/2019 10:00	1	1
06/11/2019 11:00	1	1
06/11/2019 12:00	1	1
06/11/2019 13:00	1	1
06/11/2019 14:00	1	1
06/11/2019 15:00	1	1
06/11/2019 16:00	1	3
06/11/2019 17:00	3	3
06/11/2019 18:00	3	2
06/11/2019 19:00	3	2
06/11/2019 20:00	3	1
06/11/2019 21:00	1	1
06/11/2019 22:00	1	1
06/11/2019 23:00	1	1
<b>Average/Sum#:</b>	1	1
<b>Minimum:</b>	1	1
<b>Maximum:</b>	3	3
<b>%SI</b>	0.00	0.00

# Daily Summary Report

## KKKK NOx 4HR Rolling Avg



From: 04/01/2019 00:00 To: 06/30/2019 23:59 Facility Name: COLUSA GENERATING STATION  
 Generated: 07/08/2019 09:35 Location: Maxwell, CA

Red = Invalid or Excluded Data | Green = Edited Status | Blue = Edited Value | \* = Excess Emission

Const. Value/Limit Tag:	> Limit	> Limit
	Unit CT1	Unit CT2
	NOx_4Hr, Ppmvdc	NOx_4Hr, Ppmvdc
	1 Hour(s)	1 Hour(s)
06/12/2019 00:00	1	1
06/12/2019 01:00	1	1
06/12/2019 02:00	1	1
06/12/2019 03:00	1	1
06/12/2019 04:00	1	1
06/12/2019 05:00	1	1
06/12/2019 06:00	1	1
06/12/2019 07:00	1	1
06/12/2019 08:00	1	1
06/12/2019 09:00	1	1
06/12/2019 10:00	1	1
06/12/2019 11:00	1	1
06/12/2019 12:00	1	1
06/12/2019 13:00	1	1
06/12/2019 14:00	1	1
06/12/2019 15:00	1	1
06/12/2019 16:00	1	1
06/12/2019 17:00	1	1
06/12/2019 18:00	1	1
06/12/2019 19:00	1	1
06/12/2019 20:00	1	1
06/12/2019 21:00	1	1
06/12/2019 22:00	1	1
06/12/2019 23:00	1	1
Average/Sum#:	1	1
Minimum:	1	1
Maximum:	1	1
%SI	0.00	0.00

# Daily Summary Report

## KKKK NOx 4HR Rolling Avg



From: 04/01/2019 00:00 To: 06/30/2019 23:59 Facility Name: COLUSA GENERATING STATION  
 Generated: 07/08/2019 09:35 Location: Maxwell, CA

Red = Invalid or Excluded Data | Green = Edited Status | Blue = Edited Value | \* = Excess Emission

Const. Value/Limit Tag:	> Limit	> Limit
	Unit CT1	Unit CT2
	NOx_4Hr, Ppmvdc	NOx_4Hr, Ppmvdc
	1 Hour(s)	1 Hour(s)
06/13/2019 00:00	1	1
06/13/2019 01:00	1	1
06/13/2019 02:00	1	1
06/13/2019 03:00	1	1
06/13/2019 04:00	1	1
06/13/2019 05:00	1	1
06/13/2019 06:00	1	1
06/13/2019 07:00	1	10
06/13/2019 08:00	1	12
06/13/2019 09:00	1	12
06/13/2019 10:00	1	12
06/13/2019 11:00	1	3
06/13/2019 12:00	6	1
06/13/2019 13:00	11	1
06/13/2019 14:00	10	1
06/13/2019 15:00	10	1
06/13/2019 16:00	6	1
06/13/2019 17:00	1	1
06/13/2019 18:00	1	1
06/13/2019 19:00	1	1
06/13/2019 20:00	1	1
06/13/2019 21:00	1	1
06/13/2019 22:00	1	1
06/13/2019 23:00	1	1
<b>Average/Sum#:</b>	3	3
<b>Minimum:</b>	1	1
<b>Maximum:</b>	11	12
<b>%SI</b>	0.00	0.00

# Daily Summary Report

## KKKK NOx 4HR Rolling Avg



From: 04/01/2019 00:00 To: 06/30/2019 23:59 Facility Name: COLUSA GENERATING STATION  
 Generated: 07/08/2019 09:35 Location: Maxwell, CA

Red = Invalid or Excluded Data | Green = Edited Status | Blue = Edited Value | \* = Excess Emission

Const. Value/Limit Tag:	> Limit	> Limit
	Unit CT1	Unit CT2
	NOx_4Hr, Ppmvdc	NOx_4Hr, Ppmvdc
	1 Hour(s)	1 Hour(s)
06/14/2019 00:00	1	1
06/14/2019 01:00	1	1
06/14/2019 02:00	1	1
06/14/2019 03:00	1	1
06/14/2019 04:00	1	1
06/14/2019 05:00	1	1
06/14/2019 06:00	1	1
06/14/2019 07:00	1	1
06/14/2019 08:00	1	1
06/14/2019 09:00	1	1
06/14/2019 10:00	1	1
06/14/2019 11:00	1	1
06/14/2019 12:00	1	1
06/14/2019 13:00	1	1
06/14/2019 14:00	1	1
06/14/2019 15:00	1	1
06/14/2019 16:00	1	1
06/14/2019 17:00	1	1
06/14/2019 18:00	1	1
06/14/2019 19:00	1	1
06/14/2019 20:00	1	1
06/14/2019 21:00	1	1
06/14/2019 22:00	1	1
06/14/2019 23:00	1	1
Average/Sum#:	1	1
Minimum:	1	1
Maximum:	1	1
%SI	0.00	0.00

# Daily Summary Report

## KKKK NOx 4HR Rolling Avg



From: 04/01/2019 00:00 To: 06/30/2019 23:59 Facility Name: COLUSA GENERATING STATION  
 Generated: 07/08/2019 09:35 Location: Maxwell, CA

Red = Invalid or Excluded Data | Green = Edited Status | Blue = Edited Value | \* = Excess Emission

Const. Value/Limit Tag:	> Limit	> Limit
	Unit CT1	Unit CT2
	NOx_4Hr, Ppmvdc	NOx_4Hr, Ppmvdc
	1 Hour(s)	1 Hour(s)
06/15/2019 00:00	1	1
06/15/2019 01:00	1	1
06/15/2019 02:00	1	1
06/15/2019 03:00	1	1
06/15/2019 04:00	1	1
06/15/2019 05:00	1	1
06/15/2019 06:00	1	1
06/15/2019 07:00	1	1
06/15/2019 08:00	1	1
06/15/2019 09:00	1	1
06/15/2019 10:00	1	1
06/15/2019 11:00	1	1
06/15/2019 12:00	1	1
06/15/2019 13:00	1	1
06/15/2019 14:00	1	1
06/15/2019 15:00	1	1
06/15/2019 16:00	1	1
06/15/2019 17:00	1	1
06/15/2019 18:00	1	1
06/15/2019 19:00	1	1
06/15/2019 20:00	1	1
06/15/2019 21:00	1	1
06/15/2019 22:00	1	1
06/15/2019 23:00	1	1
Average/Sum#:	1	1
Minimum:	1	1
Maximum:	1	1
%SI	0.00	0.00

# Daily Summary Report

## KKKK NOx 4HR Rolling Avg



From: 04/01/2019 00:00 To: 06/30/2019 23:59 Facility Name: COLUSA GENERATING STATION  
 Generated: 07/08/2019 09:35 Location: Maxwell, CA

Red = Invalid or Excluded Data | Green = Edited Status | Blue = Edited Value | \* = Excess Emission

Const. Value/Limit Tag:	> Limit	> Limit
	Unit CT1	Unit CT2
	NOx_4Hr, Ppmvdc	NOx_4Hr, Ppmvdc
	1 Hour(s)	1 Hour(s)
06/16/2019 00:00	1	1
06/16/2019 01:00	1	1
06/16/2019 02:00	1	1
06/16/2019 03:00	1	1
06/16/2019 04:00	1	1
06/16/2019 05:00	1	1
06/16/2019 06:00	1	1
06/16/2019 07:00	1	1
06/16/2019 08:00	1	1
06/16/2019 09:00	1	1
06/16/2019 10:00	1	1
06/16/2019 11:00	1	1
06/16/2019 12:00	1	1
06/16/2019 13:00	1	1
06/16/2019 14:00	1	1
06/16/2019 15:00	1	1
06/16/2019 16:00	1	1
06/16/2019 17:00	1	1
06/16/2019 18:00	1	1
06/16/2019 19:00	1	1
06/16/2019 20:00	1	1
06/16/2019 21:00	1	1
06/16/2019 22:00	1	1
06/16/2019 23:00	1	1
Average/Sum#:	1	1
Minimum:	1	1
Maximum:	1	1
%SI	0.00	0.00



# Daily Summary Report

## KKKK NOx 4HR Rolling Avg



From: 04/01/2019 00:00 To: 06/30/2019 23:59 Facility Name: COLUSA GENERATING STATION  
 Generated: 07/08/2019 09:35 Location: Maxwell, CA

Red = Invalid or Excluded Data | Green = Edited Status | Blue = Edited Value | \* = Excess Emission

Const. Value/Limit Tag:	> Limit	> Limit
	Unit CT1	Unit CT2
	NOx_4Hr, Ppmvdc	NOx_4Hr, Ppmvdc
	1 Hour(s)	1 Hour(s)
06/17/2019 00:00	1	1
06/17/2019 01:00	1	1
06/17/2019 02:00	1	1
06/17/2019 03:00	1	1
06/17/2019 04:00	1	1
06/17/2019 05:00	1	12
06/17/2019 06:00	1	16
06/17/2019 07:00	1	17
06/17/2019 08:00	1	18
06/17/2019 09:00	1	7
06/17/2019 10:00	1	3
06/17/2019 11:00	12	2
06/17/2019 12:00	15	1
06/17/2019 13:00	15	1
06/17/2019 14:00	15	1
06/17/2019 15:00	4	1
06/17/2019 16:00	1	1
06/17/2019 17:00	1	1
06/17/2019 18:00	1	1
06/17/2019 19:00	1	1
06/17/2019 20:00	1	1
06/17/2019 21:00	1	1
06/17/2019 22:00	1	1
06/17/2019 23:00	1	2
<b>Average/Sum#:</b>	3	4
<b>Minimum:</b>	1	1
<b>Maximum:</b>	15	18
<b>%SI</b>	0.00	0.00

# Daily Summary Report

## KKKK NOx 4HR Rolling Avg



From: 04/01/2019 00:00 To: 06/30/2019 23:59 Facility Name: COLUSA GENERATING STATION  
 Generated: 07/08/2019 09:35 Location: Maxwell, CA

Red = Invalid or Excluded Data | Green = Edited Status | Blue = Edited Value | \* = Excess Emission

Const. Value/Limit Tag:	> Limit	> Limit
	Unit CT1	Unit CT2
	NOx_4Hr, Ppmvdc	NOx_4Hr, Ppmvdc
	1 Hour(s)	1 Hour(s)
06/18/2019 00:00	1	2
06/18/2019 01:00	1	2
06/18/2019 02:00	1	2
06/18/2019 03:00	1	2
06/18/2019 04:00	1	2
06/18/2019 05:00	1	2
06/18/2019 06:00	1	2
06/18/2019 07:00	1	2
06/18/2019 08:00	1	2
06/18/2019 09:00	1	5
06/18/2019 10:00	1	14
06/18/2019 11:00	1	17
06/18/2019 12:00	1	16
06/18/2019 13:00	1	13
06/18/2019 14:00	17	3
06/18/2019 15:00	20	1
06/18/2019 16:00	20	1
06/18/2019 17:00	20	1
06/18/2019 18:00	3	1
06/18/2019 19:00	1	1
06/18/2019 20:00	1	1
06/18/2019 21:00	1	1
06/18/2019 22:00	1	1
06/18/2019 23:00	2	2
<b>Average/Sum#:</b>	4	4
<b>Minimum:</b>	1	1
<b>Maximum:</b>	20	17
<b>%SI</b>	0.00	0.00

# Daily Summary Report

## KKKK NOx 4HR Rolling Avg



From: 04/01/2019 00:00 To: 06/30/2019 23:59 Facility Name: COLUSA GENERATING STATION  
 Generated: 07/08/2019 09:35 Location: Maxwell, CA

Red = Invalid or Excluded Data | Green = Edited Status | Blue = Edited Value | \* = Excess Emission

Const. Value/Limit Tag:	> Limit	> Limit
	Unit CT1	Unit CT2
	NOx_4Hr, Ppmvdc	NOx_4Hr, Ppmvdc
	1 Hour(s)	1 Hour(s)
06/19/2019 00:00	2	2
06/19/2019 01:00	2	2
06/19/2019 02:00	2	2
06/19/2019 03:00	2	2
06/19/2019 04:00	2	2
06/19/2019 05:00	2	2
06/19/2019 06:00	2	2
06/19/2019 07:00	2	2
06/19/2019 08:00	2	2
06/19/2019 09:00	2	2
06/19/2019 10:00	2	2
06/19/2019 11:00	2	2
06/19/2019 12:00	2	2
06/19/2019 13:00	2	2
06/19/2019 14:00	2	2
06/19/2019 15:00	2	2
06/19/2019 16:00	2	2
06/19/2019 17:00	2	2
06/19/2019 18:00	2	2
06/19/2019 19:00	2	2
06/19/2019 20:00	2	2
06/19/2019 21:00	2	2
06/19/2019 22:00	2	2
06/19/2019 23:00	2	2
Average/Sum#:	2	2
Minimum:	2	2
Maximum:	2	2
%SI	0.00	0.00

# Daily Summary Report

## KKKK NOx 4HR Rolling Avg



From: 04/01/2019 00:00 To: 06/30/2019 23:59 Facility Name: COLUSA GENERATING STATION  
 Generated: 07/08/2019 09:35 Location: Maxwell, CA

Red = Invalid or Excluded Data | Green = Edited Status | Blue = Edited Value | \* = Excess Emission

Const. Value/Limit Tag:	> Limit	> Limit
	Unit CT1	Unit CT2
	NOx_4Hr, Ppmvdc	NOx_4Hr, Ppmvdc
	1 Hour(s)	1 Hour(s)
06/20/2019 00:00	2	2
06/20/2019 01:00	2	2
06/20/2019 02:00	2	2
06/20/2019 03:00	2	2
06/20/2019 04:00	2	2
06/20/2019 05:00	2	2
06/20/2019 06:00	2	2
06/20/2019 07:00	2	2
06/20/2019 08:00	2	2
06/20/2019 09:00	2	2
06/20/2019 10:00	2	2
06/20/2019 11:00	2	2
06/20/2019 12:00	2	2
06/20/2019 13:00	2	2
06/20/2019 14:00	2	2
06/20/2019 15:00	2	2
06/20/2019 16:00	2	2
06/20/2019 17:00	2	2
06/20/2019 18:00	2	2
06/20/2019 19:00	2	2
06/20/2019 20:00	2	2
06/20/2019 21:00	2	2
06/20/2019 22:00	2	2
06/20/2019 23:00	2	2
Average/Sum#:	2	2
Minimum:	2	2
Maximum:	2	2
%SI	0.00	0.00

# Daily Summary Report

## KKKK NOx 4HR Rolling Avg



From: 04/01/2019 00:00 To: 06/30/2019 23:59 Facility Name: COLUSA GENERATING STATION  
 Generated: 07/08/2019 09:35 Location: Maxwell, CA

Red = Invalid or Excluded Data | Green = Edited Status | Blue = Edited Value | \* = Excess Emission

Const. Value/Limit Tag:	> Limit	> Limit
	Unit CT1	Unit CT2
	NOx_4Hr, Ppmvdc	NOx_4Hr, Ppmvdc
	1 Hour(s)	1 Hour(s)
06/21/2019 00:00	2	2
06/21/2019 01:00	2	2
06/21/2019 02:00	2	2
06/21/2019 03:00	2	2
06/21/2019 04:00	2	2
06/21/2019 05:00	2	2
06/21/2019 06:00	2	2
06/21/2019 07:00	2	2
06/21/2019 08:00	2	2
06/21/2019 09:00	2	2
06/21/2019 10:00	2	2
06/21/2019 11:00	2	2
06/21/2019 12:00	2	2
06/21/2019 13:00	2	2
06/21/2019 14:00	2	2
06/21/2019 15:00	2	2
06/21/2019 16:00	2	2
06/21/2019 17:00	2	2
06/21/2019 18:00	2	2
06/21/2019 19:00	2	2
06/21/2019 20:00	2	2
06/21/2019 21:00	2	2
06/21/2019 22:00	2	2
06/21/2019 23:00	2	2
Average/Sum#:	2	2
Minimum:	2	2
Maximum:	2	2
%SI	0.00	0.00

# Daily Summary Report

## KKKK NOx 4HR Rolling Avg



From: 04/01/2019 00:00 To: 06/30/2019 23:59 Facility Name: COLUSA GENERATING STATION  
 Generated: 07/08/2019 09:35 Location: Maxwell, CA

Red = Invalid or Excluded Data | Green = Edited Status | Blue = Edited Value | \* = Excess Emission

Const. Value/Limit Tag:	> Limit	> Limit
	Unit CT1	Unit CT2
	NOx_4Hr, Ppmvdc	NOx_4Hr, Ppmvdc
	1 Hour(s)	1 Hour(s)
06/22/2019 00:00	2	2
06/22/2019 01:00	2	2
06/22/2019 02:00	2	2
06/22/2019 03:00	2	2
06/22/2019 04:00	2	2
06/22/2019 05:00	2	2
06/22/2019 06:00	2	2
06/22/2019 07:00	2	2
06/22/2019 08:00	2	2
06/22/2019 09:00	2	2
06/22/2019 10:00	2	2
06/22/2019 11:00	2	2
06/22/2019 12:00	2	2
06/22/2019 13:00	2	2
06/22/2019 14:00	2	2
06/22/2019 15:00	2	2
06/22/2019 16:00	2	2
06/22/2019 17:00	2	2
06/22/2019 18:00	2	2
06/22/2019 19:00	2	2
06/22/2019 20:00	2	2
06/22/2019 21:00	2	2
06/22/2019 22:00	2	2
06/22/2019 23:00	2	2
Average/Sum#:	2	2
Minimum:	2	2
Maximum:	2	2
%SI	0.00	0.00

# Daily Summary Report

## KKKK NOx 4HR Rolling Avg



From: 04/01/2019 00:00 To: 06/30/2019 23:59 Facility Name: COLUSA GENERATING STATION  
 Generated: 07/08/2019 09:35 Location: Maxwell, CA

Red = Invalid or Excluded Data | Green = Edited Status | Blue = Edited Value | \* = Excess Emission

Const. Value/Limit Tag:	> Limit	> Limit
	Unit CT1	Unit CT2
	NOx_4Hr, Ppmvdc	NOx_4Hr, Ppmvdc
	1 Hour(s)	1 Hour(s)
06/23/2019 00:00	2	2
06/23/2019 01:00	2	2
06/23/2019 02:00	2	2
06/23/2019 03:00	2	2
06/23/2019 04:00	2	2
06/23/2019 05:00	2	2
06/23/2019 06:00	2	2
06/23/2019 07:00	2	2
06/23/2019 08:00	2	15
06/23/2019 09:00	2	17
06/23/2019 10:00	2	20
06/23/2019 11:00	2	22
06/23/2019 12:00	2	10
06/23/2019 13:00	2	7
06/23/2019 14:00	15	4
06/23/2019 15:00	16	1
06/23/2019 16:00	16	1
06/23/2019 17:00	16	1
06/23/2019 18:00	2	1
06/23/2019 19:00	1	1
06/23/2019 20:00	1	1
06/23/2019 21:00	1	1
06/23/2019 22:00	1	1
06/23/2019 23:00	1	1
<b>Average/Sum#:</b>	4	5
<b>Minimum:</b>	1	1
<b>Maximum:</b>	16	22
<b>%SI</b>	0.00	0.00

# Daily Summary Report

## KKKK NOx 4HR Rolling Avg



From: 04/01/2019 00:00 To: 06/30/2019 23:59 Facility Name: COLUSA GENERATING STATION  
 Generated: 07/08/2019 09:35 Location: Maxwell, CA

Red = Invalid or Excluded Data | Green = Edited Status | Blue = Edited Value | \* = Excess Emission

Const. Value/Limit Tag:	> Limit	> Limit
	Unit CT1	Unit CT2
	NOx_4Hr, Ppmvdc	NOx_4Hr, Ppmvdc
	1 Hour(s)	1 Hour(s)
06/24/2019 00:00	1	1
06/24/2019 01:00	1	1
06/24/2019 02:00	1	2
06/24/2019 03:00	1	3
06/24/2019 04:00	1	3
06/24/2019 05:00	1	3
06/24/2019 06:00	1	2
06/24/2019 07:00	1	1
06/24/2019 08:00	1	1
06/24/2019 09:00	7	1
06/24/2019 10:00	11	1
06/24/2019 11:00	11	1
06/24/2019 12:00	11	1
06/24/2019 13:00	5	1
06/24/2019 14:00	1	1
06/24/2019 15:00	1	1
06/24/2019 16:00	1	1
06/24/2019 17:00	1	1
06/24/2019 18:00	1	1
06/24/2019 19:00	1	1
06/24/2019 20:00	1	1
06/24/2019 21:00	1	1
06/24/2019 22:00	1	2
06/24/2019 23:00	1	2
<b>Average/Sum#:</b>	3	1
<b>Minimum:</b>	1	1
<b>Maximum:</b>	11	3
<b>%SI</b>	0.00	0.00



# Daily Summary Report

## KKKK NOx 4HR Rolling Avg



From: 04/01/2019 00:00 To: 06/30/2019 23:59 Facility Name: COLUSA GENERATING STATION  
 Generated: 07/08/2019 09:35 Location: Maxwell, CA

Red = Invalid or Excluded Data | Green = Edited Status | Blue = Edited Value | \* = Excess Emission

Const. Value/Limit Tag:	> Limit	> Limit
	Unit CT1	Unit CT2
	NOx_4Hr, Ppmvdc	NOx_4Hr, Ppmvdc
	1 Hour(s)	1 Hour(s)
06/25/2019 00:00	1	2
06/25/2019 01:00	1	2
06/25/2019 02:00	1	2
06/25/2019 03:00	1	2
06/25/2019 04:00	1	2
06/25/2019 05:00	1	2
06/25/2019 06:00	1	2
06/25/2019 07:00	1	2
06/25/2019 08:00	1	2
06/25/2019 09:00	1	2
06/25/2019 10:00	1	2
06/25/2019 11:00	1	2
06/25/2019 12:00	1	2
06/25/2019 13:00	1	2
06/25/2019 14:00	1	2
06/25/2019 15:00	1	2
06/25/2019 16:00	1	2
06/25/2019 17:00	1	2
06/25/2019 18:00	1	2
06/25/2019 19:00	1	2
06/25/2019 20:00	1	2
06/25/2019 21:00	1	2
06/25/2019 22:00	1	2
06/25/2019 23:00	1	2
Average/Sum#:	1	2
Minimum:	1	2
Maximum:	1	2
%SI	0.00	0.00

# Daily Summary Report

## KKKK NOx 4HR Rolling Avg



From: 04/01/2019 00:00 To: 06/30/2019 23:59 Facility Name: COLUSA GENERATING STATION  
 Generated: 07/08/2019 09:35 Location: Maxwell, CA

Red = Invalid or Excluded Data | Green = Edited Status | Blue = Edited Value | \* = Excess Emission

Const. Value/Limit Tag:	> Limit	> Limit
	Unit CT1	Unit CT2
	NOx_4Hr, Ppmvdc	NOx_4Hr, Ppmvdc
	1 Hour(s)	1 Hour(s)
06/26/2019 00:00	1	2
06/26/2019 01:00	1	2
06/26/2019 02:00	1	2
06/26/2019 03:00	1	2
06/26/2019 04:00	1	2
06/26/2019 05:00	1	2
06/26/2019 06:00	1	2
06/26/2019 07:00	1	2
06/26/2019 08:00	1	2
06/26/2019 09:00	1	2
06/26/2019 10:00	1	2
06/26/2019 11:00	1	2
06/26/2019 12:00	1	2
06/26/2019 13:00	1	2
06/26/2019 14:00	1	2
06/26/2019 15:00	1	2
06/26/2019 16:00	1	2
06/26/2019 17:00	1	2
06/26/2019 18:00	1	2
06/26/2019 19:00	1	2
06/26/2019 20:00	1	2
06/26/2019 21:00	1	2
06/26/2019 22:00	1	2
06/26/2019 23:00	1	2
<b>Average/Sum#:</b>	1	2
<b>Minimum:</b>	1	2
<b>Maximum:</b>	1	2
<b>%SI</b>	0.00	0.00

# Daily Summary Report

## KKKK NOx 4HR Rolling Avg



From: 04/01/2019 00:00 To: 06/30/2019 23:59 Facility Name: COLUSA GENERATING STATION  
 Generated: 07/08/2019 09:35 Location: Maxwell, CA

Red = Invalid or Excluded Data | Green = Edited Status | Blue = Edited Value | \* = Excess Emission

Const. Value/Limit Tag:	> Limit	> Limit
	Unit CT1	Unit CT2
	NOx_4Hr, Ppmvdc	NOx_4Hr, Ppmvdc
	1 Hour(s)	1 Hour(s)
06/27/2019 00:00	1	2
06/27/2019 01:00	1	2
06/27/2019 02:00	1	2
06/27/2019 03:00	1	2
06/27/2019 04:00	1	2
06/27/2019 05:00	1	2
06/27/2019 06:00	1	2
06/27/2019 07:00	1	2
06/27/2019 08:00	1	2
06/27/2019 09:00	1	2
06/27/2019 10:00	1	2
06/27/2019 11:00	1	2
06/27/2019 12:00	1	2
06/27/2019 13:00	1	2
06/27/2019 14:00	1	2
06/27/2019 15:00	1	2
06/27/2019 16:00	1	2
06/27/2019 17:00	1	2
06/27/2019 18:00	1	2
06/27/2019 19:00	1	2
06/27/2019 20:00	1	2
06/27/2019 21:00	1	2
06/27/2019 22:00	1	2
06/27/2019 23:00	1	2
Average/Sum#:	1	2
Minimum:	1	2
Maximum:	1	2
%SI	0.00	0.00

# Daily Summary Report

## KKKK NOx 4HR Rolling Avg



From: 04/01/2019 00:00 To: 06/30/2019 23:59 Facility Name: COLUSA GENERATING STATION  
 Generated: 07/08/2019 09:35 Location: Maxwell, CA

Red = Invalid or Excluded Data | Green = Edited Status | Blue = Edited Value | \* = Excess Emission

Const. Value/Limit Tag:	> Limit	> Limit
	Unit CT1	Unit CT2
	NOx_4Hr, Ppmvdc	NOx_4Hr, Ppmvdc
	1 Hour(s)	1 Hour(s)
06/28/2019 00:00	1	2
06/28/2019 01:00	1	2
06/28/2019 02:00	1	2
06/28/2019 03:00	1	2
06/28/2019 04:00	1	2
06/28/2019 05:00	1	2
06/28/2019 06:00	1	2
06/28/2019 07:00	1	2
06/28/2019 08:00	1	2
06/28/2019 09:00	1	2
06/28/2019 10:00	1	2
06/28/2019 11:00	1	2
06/28/2019 12:00	1	2
06/28/2019 13:00	1	2
06/28/2019 14:00	1	2
06/28/2019 15:00	1	2
06/28/2019 16:00	1	2
06/28/2019 17:00	1	2
06/28/2019 18:00	1	2
06/28/2019 19:00	1	2
06/28/2019 20:00	1	2
06/28/2019 21:00	1	2
06/28/2019 22:00	1	2
06/28/2019 23:00	1	2
Average/Sum#:	1	2
Minimum:	1	2
Maximum:	1	2
%SI	0.00	0.00

# Daily Summary Report

## KKKK NOx 4HR Rolling Avg



From: 04/01/2019 00:00 To: 06/30/2019 23:59 Facility Name: COLUSA GENERATING STATION  
 Generated: 07/08/2019 09:35 Location: Maxwell, CA

Red = Invalid or Excluded Data | Green = Edited Status | Blue = Edited Value | \* = Excess Emission

Const. Value/Limit Tag:	> Limit	> Limit
	Unit CT1	Unit CT2
	NOx_4Hr, Ppmvdc	NOx_4Hr, Ppmvdc
	1 Hour(s)	1 Hour(s)
06/29/2019 00:00	1	2
06/29/2019 01:00	1	2
06/29/2019 02:00	1	2
06/29/2019 03:00	1	2
06/29/2019 04:00	1	2
06/29/2019 05:00	1	2
06/29/2019 06:00	1	2
06/29/2019 07:00	1	2
06/29/2019 08:00	1	2
06/29/2019 09:00	1	2
06/29/2019 10:00	1	2
06/29/2019 11:00	1	2
06/29/2019 12:00	1	2
06/29/2019 13:00	1	2
06/29/2019 14:00	1	2
06/29/2019 15:00	1	2
06/29/2019 16:00	1	2
06/29/2019 17:00	1	2
06/29/2019 18:00	1	2
06/29/2019 19:00	1	2
06/29/2019 20:00	1	2
06/29/2019 21:00	1	2
06/29/2019 22:00	1	2
06/29/2019 23:00	1	2
<b>Average/Sum#:</b>	1	2
<b>Minimum:</b>	1	2
<b>Maximum:</b>	1	2
<b>%SI</b>	0.00	0.00

# Daily Summary Report

## KKKK NOx 4HR Rolling Avg



From: 04/01/2019 00:00 To: 06/30/2019 23:59 Facility Name: COLUSA GENERATING STATION  
 Generated: 07/08/2019 09:35 Location: Maxwell, CA

Red = Invalid or Excluded Data | Green = Edited Status | Blue = Edited Value | \* = Excess Emission

Const. Value/Limit Tag:	> Limit	> Limit
	Unit CT1	Unit CT2
	NOx_4Hr, Ppmvdc	NOx_4Hr, Ppmvdc
	1 Hour(s)	1 Hour(s)
06/30/2019 00:00	1	2
06/30/2019 01:00	1	2
06/30/2019 02:00	1	2
06/30/2019 03:00	1	2
06/30/2019 04:00	1	2
06/30/2019 05:00	1	2
06/30/2019 06:00	1	2
06/30/2019 07:00	1	2
06/30/2019 08:00	1	2
06/30/2019 09:00	1	2
06/30/2019 10:00	1	2
06/30/2019 11:00	1	2
06/30/2019 12:00	1	2
06/30/2019 13:00	1	2
06/30/2019 14:00	1	2
06/30/2019 15:00	1	2
06/30/2019 16:00	1	2
06/30/2019 17:00	1	2
06/30/2019 18:00	1	2
06/30/2019 19:00	1	2
06/30/2019 20:00	1	2
06/30/2019 21:00	1	2
06/30/2019 22:00	1	2
06/30/2019 23:00	1	2
Average/Sum#:	1	2
Minimum:	1	2
Maximum:	1	2
%SI	0.00	0.00

# Excess Emission Report



## CT1 NOx 30 Day Rolling Average (KKKK)

From: 04/01/2019 00:00 To: 06/30/2019 23:59  
Generated: 07/03/2019 09:06

Facility Name: COLUSA GENERATING STATION  
Location: Maxwell, CA

Tag Name: CT1\_NOx\_30D\_Ppmvdc\_1D

Total Operating Time: 23.00 Day(s)

No Exclusions Allowed

Non-Operating Time: 68.00 Day(s) Report Time: 91.00 Day(s)

No incidents have been reported for this reporting period. Data is 100% in compliance.

Total Operating Time:	23.00 Day(s)
Total Duration (Online only):	0.00 Day(s)
Time in exceedance as a percentage of operating time:	0.00 %
Time in compliance as a percentage of operating time:	100.00 %

# Excess Emission Report



## CT2 NOx 30 Day Rolling Average (K K K K)

From: 04/01/2019 00:00 To: 06/30/2019 23:59  
Generated: 07/03/2019 09:05

Facility Name: COLUSA GENERATING STATION  
Location: Maxwell, CA

Tag Name: CT2\_NOx\_30D\_Ppmvdc\_1D

Total Operating Time: 34.00 Day(s)

No Exclusions Allowed

Non-Operating Time: 57.00 Day(s) Report Time: 91.00 Day(s)

No incidents have been reported for this reporting period. Data is 100% in compliance.

Total Operating Time:	34.00 Day(s)
Total Duration (Online only):	0.00 Day(s)
Time in exceedance as a percentage of operating time:	0.00 %
Time in compliance as a percentage of operating time:	100.00 %



ATTACHMENT 4  
Excess Emission/Downtime Report

FCD: AQ-4  
Title V: #28

# EDS-CMS Reports

# EDS/CMS Summary Report

## CT1 - CO LbPerHr



**From:** 04/01/2019 00:00 **To:** 06/30/2019 23:59 **Facility Name:** COLUSA GENERATING STATION  
**Generated:** 07/03/2019 07:35 **Location:** Maxwell, CA  
**Description:** Electric Utility

**CMS Data from:** CT1\_CO\_LbPerHr\_1H  
**EDS Data from:** CT1\_CONormalOp\_LbPerHr\_1H  
**Emission Limitation:** CT1\_COLimit\_LbPerHr\_1H  
**No Value Exclusions Allowed**  
**Monitor Manufacturer and Model No.:** TELEDYNE MONITOR LABS INC, TML30  
**Date of Latest CMS Certification or Audit:** 12/01/2009 00:00  
**Process Unit(s) Description:**  
**Operating time for EDS:** 310.00 Hour(s)  
**Operating time for CMS:** 310.00 Hour(s)

### Emission Data Summary

1. Duration of excess emission in reporting period due to:	
a. Startup/shutdown	0
b. Control equipment problems	0
c. Process Problems	0
d. Other known causes	0
e. Unknown causes	0
2. Upset Conditions	0
3. Total Duration (Subtracts Exclusions and Upset Conditions)	0
4. Time of Excess Emission as a percentage of operating time	0.00
5. Time in compliance as percentage of operating time	100.00

### CMS Performance Summary

1. CMS downtime in reporting period due to:	
a. Monitor equipment malfunctions	0
b. Non-Monitor equipment malfunctions	0
c. Quality assurance calibration	0
d. Other known causes	0
e. Unknown causes	16
2. Total CMS Downtime	16
3. Total Downtime as a percentage of operating time	5.16
4. Total Availability as a percentage of operating time	94.84

# EDS/CMS Summary Report

CT1 - CO Ppmvdc



From: 04/01/2019 00:00 To: 06/30/2019 23:59 Facility Name: COLUSA GENERATING STATION  
Generated: 07/03/2019 07:44 Location: Maxwell, CA  
Description: Electric Utility

CMS Data from: CT1\_CO\_Ppmvdc\_1H  
EDS Data from: CT1\_CO\_3Hr\_Ppmvdc\_1H  
Emission Limitation: CT1\_COLimit\_3Hr\_Ppmvdc\_1H  
No Value Exclusions Allowed  
Monitor Manufacturer and Model No.: TELEDYNE MONITOR LABS INC, TML30  
Date of Latest CMS Certification or Audit: 12/01/2009 00:00  
Process Unit(s) Description:  
Operating time for EDS: 310.00 Hour(s)  
Operating time for CMS: 310.00 Hour(s)

## Emission Data Summary

1. Duration of excess emission in reporting period due to:	
a. Startup/shutdown	0
b. Control equipment problems	0
c. Process Problems	0
d. Other known causes	0
e. Unknown causes	0
2. Upset Conditions	0
3. Total Duration (Subtracts Exclusions and Upset Conditions)	0
4. Time of Excess Emission as a percentage of operating time	0.00
5. Time in compliance as percentage of operating time	100.00

## CMS Performance Summary

1. CMS downtime in reporting period due to:	
a. Monitor equipment malfunctions	0
b. Non-Monitor equipment malfunctions	0
c. Quality assurance calibration	0
d. Other known causes	0
e. Unknown causes	16
2. Total CMS Downtime	16
3. Total Downtime as a percentage of operating time	5.16
4. Total Availability as a percentage of operating time	94.84

# EDS/CMS Summary Report

## CT1 - NOx LbPerHr



**From:** 04/01/2019 00:00 **To:** 06/30/2019 23:59 **Facility Name:** COLUSA GENERATING STATION  
**Generated:** 07/03/2019 07:46 **Location:** Maxwell, CA  
**Description:** Electric Utility

**CMS Data from:** CT1\_NOx\_LbPerHr\_1H  
**EDS Data from:** CT1\_NOxNormalOp\_LbPerHr\_1H  
**Emission Limitation:** CT1\_NOxLimit\_LbPerHr\_1H  
**No Value Exclusions Allowed**  
**Monitor Manufacturer and Model No.:** TELEDYNE MONITOR LABS INC, TML41-02  
**Date of Latest CMS Certification or Audit:** 12/01/2009 00:00  
**Process Unit(s) Description:**  
**Operating time for EDS:** 310.00 Hour(s)  
**Operating time for CMS:** 310.00 Hour(s)

Emission Data Summary	
-----------------------	--

1. Duration of excess emission in reporting period due to:	0
a. Startup/shutdown	0
b. Control equipment problems	0
c. Process Problems	0
d. Other known causes	0
e. Unknown causes	0
2. Upset Conditions	0
3. Total Duration (Subtracts Exclusions and Upset Conditions)	0
4. Time of Excess Emission as a percentage of operating time	0.00
5. Time in compliance as percentage of operating time	100.00

CMS Performance Summary	
-------------------------	--

1. CMS downtime in reporting period due to:	0
a. Monitor equipment malfunctions	0
b. Non-Monitor equipment malfunctions	0
c. Quality assurance calibration	0
d. Other known causes	0
e. Unknown causes	7
2. Total CMS Downtime	7
3. Total Downtime as a percentage of operating time	2.26
4. Total Availability as a percentage of operating time	97.74

*Note: The total duration of EDS (<1%) and CMS (<5%) incidents meets federal standard 40CFR60.7(d), therefore the excess emission detail report may not be required as part of the quarterly/semi-annual submission unless requested by the Administrator.*

# EDS/CMS Summary Report

## CT1 - NOx Ppmvdc



**From:** 04/01/2019 00:00 **To:** 06/30/2019 23:59 **Facility Name:** COLUSA GENERATING STATION  
**Generated:** 07/03/2019 07:47 **Location:** Maxwell, CA  
**Description:** Electric Utility

**CMS Data from:** CT1\_NOx\_Ppmvdc\_1H  
**EDS Data from:** CT1\_NOx\_Ppmvdc\_1H  
**Emission Limitation:** CT1\_NOxLimit\_Ppmvdc\_1H  
**No Value Exclusions Allowed**  
**Monitor Manufacturer and Model No.:** TELEDYNE MONITOR LABS INC, TML41-02  
**Date of Latest CMS Certification or Audit:** 12/01/2009 00:00  
**Process Unit(s) Description:**  
**Operating time for EDS:** 310.00 Hour(s)  
**Operating time for CMS:** 310.00 Hour(s)

Emission Data Summary	
-----------------------	--

1. Duration of excess emission in reporting period due to:	0
a. Startup/shutdown	0
b. Control equipment problems	0
c. Process Problems	0
d. Other known causes	0
e. Unknown causes	0
2. Upset Conditions	0
3. Total Duration (Subtracts Exclusions and Upset Conditions)	0
4. Time of Excess Emission as a percentage of operating time	0.00
5. Time in compliance as percentage of operating time	100.00

CMS Performance Summary	
-------------------------	--

1. CMS downtime in reporting period due to:	0
a. Monitor equipment malfunctions	0
b. Non-Monitor equipment malfunctions	0
c. Quality assurance calibration	0
d. Other known causes	0
e. Unknown causes	7
2. Total CMS Downtime	7
3. Total Downtime as a percentage of operating time	2.26
4. Total Availability as a percentage of operating time	97.74

*Note: The total duration of EDS (<1%) and CMS (<5%) incidents meets federal standard 40CFR60.7(d), therefore the excess emission detail report may not be required as part of the quarterly/semi-annual submission unless requested by the Administrator.*

# Excess Emission Report



## CT1 - CO LbPerHr 1-Hour Block Average

From: 04/01/2019 00:00 To: 06/30/2019 23:59  
Generated: 07/03/2019 07:53

Facility Name: COLUSA GENERATING STATION  
Location: Maxwell, CA

Tag Name: CT1\_CO\_Lb\_1H

Total Operating Time: 310.00 Hour(s)

No Exclusions Allowed

Non-Operating Time: 1,874.00 Hour(s) Report Time: 2,184.00 Hour(s)

No incidents have been reported for this reporting period. Data is 100% in compliance.

Total Operating Time:	310.00 Hour(s)
Total Duration (Online only):	0.00 Hour(s)
Time in exceedance as a percentage of operating time:	0.00 %
Time in compliance as a percentage of operating time:	100.00 %

# Excess Emission Report



## CT1 - CO Ppmvdc 3-Hour Rolling Average

From: 04/01/2019 00:00 To: 06/30/2019 23:59  
Generated: 07/03/2019 07:55

Facility Name: COLUSA GENERATING STATION  
Location: Maxwell, CA

Tag Name: CT1\_CO\_3Hr\_Ppmvdc\_1H

Total Operating Time: 310.00 Hour(s)

No Exclusions Allowed

Non-Operating Time: 1,874.00 Hour(s) Report Time: 2,184.00 Hour(s)

No incidents have been reported for this reporting period. Data is 100% in compliance.

Total Operating Time:	310.00 Hour(s)
Total Duration (Online only):	0.00 Hour(s)
Time in exceedance as a percentage of operating time:	0.00 %
Time in compliance as a percentage of operating time:	100.00 %



# Excess Emission Report



## CT1 - NOx LbPerHr Normal Operating 1-Hour Block Average

From: 04/01/2019 00:00 To: 06/30/2019 23:59 Facility Name: COLUSA GENERATING STATION  
Generated: 07/03/2019 07:56 Location: Maxwell, CA

Tag Name: CT1\_NOxNormalOp\_LbPerHr\_1H

Total Operating Time: 310.00 Hour(s)

No Exclusions Allowed

Non-Operating Time: 1,874.00 Hour(s) Report Time: 2,184.00 Hour(s)

No incidents have been reported for this reporting period. Data is 100% in compliance.

Total Operating Time:	310.00 Hour(s)
Total Duration (Online only):	0.00 Hour(s)
Time in exceedance as a percentage of operating time:	0.00 %
Time in compliance as a percentage of operating time:	100.00 %

# Excess Emission Report



## CT1 - NOx Ppmvdc 1-Hour Block Average

From: 04/01/2019 00:00 To: 06/30/2019 23:59  
Generated: 07/03/2019 08:08

Facility Name: COLUSA GENERATING STATION  
Location: Maxwell, CA

Tag Name: CT1\_NOx\_Ppmvdc\_1H

Total Operating Time: 310.00 Hour(s)

No Exclusions Allowed

Non-Operating Time: 1,874.00 Hour(s) Report Time: 2,184.00 Hour(s)

No incidents have been reported for this reporting period. Data is 100% in compliance.

Total Operating Time:	310.00 Hour(s)
Total Duration (Online only):	0.00 Hour(s)
Time in exceedance as a percentage of operating time:	0.00 %
Time in compliance as a percentage of operating time:	100.00 %

# Invalid Data Report

CT1 - Stack CO



From: 04/01/2019 00:00 To: 06/30/2019 23:59 Facility Name: COLUSA GENERATING STATION  
Generated: 07/03/2019 08:13 Location: Maxwell, CA

Tag Name: CT1\_CO\_LbPerHr\_1H

Total Operating Time: 310.00 Hour(s)

Non-Operating Time: 1,874.00 Hour(s) Report Time: 2,184.00 Hour(s)

Inc No	Start Time	End Time	Duration in Hour(s)	Reason Code - Description	Action Code - Description
1	04/18/2019 18:00	04/18/2019 18:59	1		
2	06/09/2019 14:00	06/09/2019 19:59	6		
3	06/17/2019 15:00	06/17/2019 23:59	9		

Total Operating Time:	310.00 Hour(s)
Total Monitor Downtime (Online only):	16.00 Hour(s)
Percent Monitor Availability:	94.84 %
Percent Monitor Downtime:	5.16 %

# Invalid Data Report



## CT1 - Stack NOx

**From:** 04/01/2019 00:00 **To:** 06/30/2019 23:59 **Facility Name:** COLUSA GENERATING STATION  
**Generated:** 07/03/2019 08:14 **Location:** Maxwell, CA

**Tag Name:** CT1\_NOx\_LbPerHr\_1H

**Total Operating Time:** 310.00 Hour(s)

**Non-Operating Time:** 1,874.00 Hour(s) **Report Time:** 2,184.00 Hour(s)

Inc No	Start Time	End Time	Duration in Hour(s)	Reason Code - Description	Action Code - Description
1	04/18/2019 18:00	04/18/2019 18:59	1		
2	06/09/2019 14:00	06/09/2019 19:59	6		

<b>Total Operating Time:</b>	<b>310.00 Hour(s)</b>
<b>Total Monitor Downtime (Online only):</b>	<b>7.00 Hour(s)</b>
<b>Percent Monitor Availability:</b>	<b>97.74 %</b>
<b>Percent Monitor Downtime:</b>	<b>2.26 %</b>

# EDS/CMS Summary Report

CT2 - CO LbPerHr



From: 04/01/2019 00:00 To: 06/30/2019 23:59 Facility Name: COLUSA GENERATING STATION  
 Generated: 07/03/2019 07:48 Location: Maxwell, CA  
 Description: Electric Utility

CMS Data from: CT2\_CO\_LbPerHr\_1H  
 EDS Data from: CT2\_CONormalOp\_LbPerHr\_1H  
 Emission Limitation: CT2\_COLimit\_LbPerHr\_1H  
 No Value Exclusions Allowed  
 Monitor Manufacturer and Model No.: TELEDYNE MONITOR LABS INC, TML30  
 Date of Latest CMS Certification or Audit: 12/01/2009 00:00  
 Process Unit(s) Description:  
 Operating time for EDS: 518.00 Hour(s)  
 Operating time for CMS: 518.00 Hour(s)

<b>Emission Data Summary</b>
------------------------------

1. Duration of excess emission in reporting period due to:	0
a. Startup/shutdown	0
b. Control equipment problems	0
c. Process Problems	0
d. Other known causes	0
e. Unknown causes	0
2. Upset Conditions	0
3. Total Duration (Subtracts Exclusions and Upset Conditions)	0
4. Time of Excess Emission as a percentage of operating time	0.00
5. Time in compliance as percentage of operating time	100.00

<b>CMS Performance Summary</b>
--------------------------------

1. CMS downtime in reporting period due to:	0
a. Monitor equipment malfunctions	0
b. Non-Monitor equipment malfunctions	0
c. Quality assurance calibration	0
d. Other known causes	0
e. Unknown causes	3
2. Total CMS Downtime	3
3. Total Downtime as a percentage of operating time	0.58
4. Total Availability as a percentage of operating time	99.42

*Note: The total duration of EDS (<1%) and CMS (<5%) incidents meets federal standard 40CFR60.7(d), therefore the excess emission detail report may not be required as part of the quarterly/semi-annual submission unless requested by the Administrator.*

# EDS/CMS Summary Report

CT2 - CO Ppmvdc



From: 04/01/2019 00:00 To: 06/30/2019 23:59 Facility Name: COLUSA GENERATING STATION  
 Generated: 07/03/2019 07:51 Location: Maxwell, CA  
 Description: Electric Utility

CMS Data from: CT2\_CO\_Ppmvdc\_1H  
 EDS Data from: CT2\_CO\_3Hr\_Ppmvdc\_1H  
 Emission Limitation: CT2\_COLimit\_3Hr\_Ppmvdc\_1H  
 No Value Exclusions Allowed  
 Monitor Manufacturer and Model No.: TELEDYNE MONITOR LABS INC, TML30  
 Date of Latest CMS Certification or Audit: 12/01/2009 00:00  
 Process Unit(s) Description:  
 Operating time for EDS: 518.00 Hour(s)  
 Operating time for CMS: 518.00 Hour(s)

Emission Data Summary
-----------------------

1. Duration of excess emission in reporting period due to:	0
a. Startup/shutdown	0
b. Control equipment problems	0
c. Process Problems	0
d. Other known causes	0
e. Unknown causes	0
2. Upset Conditions	0
3. Total Duration (Subtracts Exclusions and Upset Conditions)	0
4. Time of Excess Emission as a percentage of operating time	0.00
5. Time in compliance as percentage of operating time	100.00

CMS Performance Summary
-------------------------

1. CMS downtime in reporting period due to:	0
a. Monitor equipment malfunctions	0
b. Non-Monitor equipment malfunctions	0
c. Quality assurance calibration	0
d. Other known causes	0
e. Unknown causes	3
2. Total CMS Downtime	3
3. Total Downtime as a percentage of operating time	0.58
4. Total Availability as a percentage of operating time	99.42

*Note: The total duration of EDS (<1%) and CMS (<5%) incidents meets federal standard 40CFR60.7(d), therefore the excess emission detail report may not be required as part of the quarterly/semi-annual submission unless requested by the Administrator.*

# EDS/CMS Summary Report

CT2 - NOx LbPerHr



From: 04/01/2019 00:00 To: 06/30/2019 23:59 Facility Name: COLUSA GENERATING STATION  
 Generated: 07/03/2019 07:51 Location: Maxwell, CA  
 Description: Electric Utility

CMS Data from: CT2\_NOx\_LbPerHr\_1H  
 EDS Data from: CT2\_NOxNormalOp\_LbPerHr\_1H  
 Emission Limitation: CT2\_NOxLimit\_LbPerHr\_1H  
 No Value Exclusions Allowed  
 Monitor Manufacturer and Model No.: TELEDYNE MONITOR LABS INC, TML41-02  
 Date of Latest CMS Certification or Audit: 12/01/2009 00:00  
 Process Unit(s) Description:  
 Operating time for EDS: 518.00 Hour(s)  
 Operating time for CMS: 518.00 Hour(s)

Emission Data Summary
-----------------------

1. Duration of excess emission in reporting period due to:	0
a. Startup/shutdown	0
b. Control equipment problems	0
c. Process Problems	0
d. Other known causes	0
e. Unknown causes	0
2. Upset Conditions	0
3. Total Duration (Subtracts Exclusions and Upset Conditions)	0
4. Time of Excess Emission as a percentage of operating time	0.00
5. Time in compliance as percentage of operating time	100.00

CMS Performance Summary
-------------------------

1. CMS downtime in reporting period due to:	0
a. Monitor equipment malfunctions	0
b. Non-Monitor equipment malfunctions	0
c. Quality assurance calibration	0
d. Other known causes	0
e. Unknown causes	3
2. Total CMS Downtime	3
3. Total Downtime as a percentage of operating time	0.58
4. Total Availability as a percentage of operating time	99.42

*Note: The total duration of EDS (<1%) and CMS (<5%) incidents meets federal standard 40CFR60.7(d), therefore the excess emission detail report may not be required as part of the quarterly/semi-annual submission unless requested by the Administrator.*

# EDS/CMS Summary Report

## CT2 - NOx Ppmvdc



**From:** 04/01/2019 00:00 **To:** 06/30/2019 23:59 **Facility Name:** COLUSA GENERATING STATION  
**Generated:** 07/03/2019 07:52 **Location:** Maxwell, CA  
**Description:** Electric Utility

**CMS Data from:** CT2\_NOx\_Ppmvdc\_1H  
**EDS Data from:** CT2\_NOx\_Ppmvdc\_1H  
**Emission Limitation:** CT2\_NOxLimit\_Ppmvdc\_1H  
**No Value Exclusions Allowed**  
**Monitor Manufacturer and Model No.:** TELEDYNE MONITOR LABS INC, TML41-02  
**Date of Latest CMS Certification or Audit:** 12/01/2009 00:00  
**Process Unit(s) Description:**  
**Operating time for EDS:** 518.00 Hour(s)  
**Operating time for CMS:** 518.00 Hour(s)

Emission Data Summary	
-----------------------	--

1. Duration of excess emission in reporting period due to:	0
a. Startup/shutdown	0
b. Control equipment problems	0
c. Process Problems	0
d. Other known causes	0
e. Unknown causes	0
2. Upset Conditions	0
3. Total Duration (Subtracts Exclusions and Upset Conditions)	0
4. Time of Excess Emission as a percentage of operating time	0.00
5. Time in compliance as percentage of operating time	100.00

CMS Performance Summary	
-------------------------	--

1. CMS downtime in reporting period due to:	0
a. Monitor equipment malfunctions	0
b. Non-Monitor equipment malfunctions	0
c. Quality assurance calibration	0
d. Other known causes	0
e. Unknown causes	3
2. Total CMS Downtime	3
3. Total Downtime as a percentage of operating time	0.58
4. Total Availability as a percentage of operating time	99.42

*Note: The total duration of EDS (<1%) and CMS (<5%) incidents meets federal standard 40CFR60.7(d), therefore the excess emission detail report may not be required as part of the quarterly/semi-annual submission unless requested by the Administrator.*



# Excess Emission Report



## CT2 - CO LbPerHr Normal Operating 1-Hour Block Average

From: 04/01/2019 00:00 To: 06/30/2019 23:59 Facility Name: COLUSA GENERATING STATION  
Generated: 07/03/2019 08:10 Location: Maxwell, CA

Tag Name: CT2\_CONormalOp\_LbPerHr\_1H

Total Operating Time: 518.00 Hour(s)

No Exclusions Allowed

Non-Operating Time: 1,666.00 Hour(s) Report Time: 2,184.00 Hour(s)

No incidents have been reported for this reporting period. Data is 100% in compliance.

Total Operating Time:	518.00 Hour(s)
Total Duration (Online only):	0.00 Hour(s)
Time in exceedance as a percentage of operating time:	0.00 %
Time in compliance as a percentage of operating time:	100.00 %

# Excess Emission Report



## CT2 - CO Ppmvdc 3-Hour Rolling Average

From: 04/01/2019 00:00 To: 06/30/2019 23:59  
Generated: 07/03/2019 08:10

Facility Name: COLUSA GENERATING STATION  
Location: Maxwell, CA

Tag Name: CT2\_CO\_3Hr\_Ppmvdc\_1H

Total Operating Time: 518.00 Hour(s)

No Exclusions Allowed

Non-Operating Time: 1,666.00 Hour(s) Report Time: 2,184.00 Hour(s)

No incidents have been reported for this reporting period. Data is 100% in compliance.

Total Operating Time:	518.00 Hour(s)
Total Duration (Online only):	0.00 Hour(s)
Time in exceedance as a percentage of operating time:	0.00 %
Time in compliance as a percentage of operating time:	100.00 %

# Excess Emission Report



## CT2 - NOx LbPerHr Normal Operating 1-Hour Block Average

From: 04/01/2019 00:00 To: 06/30/2019 23:59 Facility Name: COLUSA GENERATING STATION  
Generated: 07/03/2019 08:11 Location: Maxwell, CA

Tag Name: CT2\_NOxNormalOp\_LbPerHr\_1H

Total Operating Time: 518.00 Hour(s)

No Exclusions Allowed

Non-Operating Time: 1,666.00 Hour(s) Report Time: 2,184.00 Hour(s)

No incidents have been reported for this reporting period. Data is 100% in compliance.

Total Operating Time:	518.00 Hour(s)
Total Duration (Online only):	0.00 Hour(s)
Time in exceedance as a percentage of operating time:	0.00 %
Time in compliance as a percentage of operating time:	100.00 %

# Excess Emission Report



## CT2 - NOx Ppmvdc 1-Hour Block Average

From: 04/01/2019 00:00 To: 06/30/2019 23:59  
Generated: 07/03/2019 08:12

Facility Name: COLUSA GENERATING STATION  
Location: Maxwell, CA

Tag Name: CT2\_NOx\_Ppmvdc\_1H

Total Operating Time: 518.00 Hour(s)

No Exclusions Allowed

Non-Operating Time: 1,666.00 Hour(s) Report Time: 2,184.00 Hour(s)

No incidents have been reported for this reporting period. Data is 100% in compliance.

Total Operating Time:	518.00 Hour(s)
Total Duration (Online only):	0.00 Hour(s)
Time in exceedance as a percentage of operating time:	0.00 %
Time in compliance as a percentage of operating time:	100.00 %

# Invalid Data Report

CT2 - Stack CO



From: 04/01/2019 00:00 To: 06/30/2019 23:59 Facility Name: COLUSA GENERATING STATION  
Generated: 07/03/2019 08:15 Location: Maxwell, CA

Tag Name: CT2\_CO\_LbPerHr\_1H

Total Operating Time: 518.00 Hour(s)

Non-Operating Time: 1,666.00 Hour(s) Report Time: 2,184.00 Hour(s)

Inc No	Start Time	End Time	Duration in Hour(s)	Reason Code - Description	Action Code - Description
1	04/13/2019 06:00	04/13/2019 06:59	1		
2	04/18/2019 14:00	04/18/2019 14:59	1		
3	04/27/2019 06:00	04/27/2019 06:59	1		

Total Operating Time:	518.00 Hour(s)
Total Monitor Downtime (Online only):	3.00 Hour(s)
Percent Monitor Availability:	99.42 %
Percent Monitor Downtime:	0.58 %

# Invalid Data Report



## CT2 - Stack NOx

**From:** 04/01/2019 00:00 **To:** 06/30/2019 23:59 **Facility Name:** COLUSA GENERATING STATION  
**Generated:** 07/03/2019 08:15 **Location:** Maxwell, CA

**Tag Name:** CT2\_NOx\_LbPerHr\_1H  
**Total Operating Time:** 518.00 Hour(s)  
Non-Operating Time: 1,666.00 Hour(s) Report Time: 2,184.00 Hour(s)

Inc No	Start Time	End Time	Duration in Hour(s)	Reason Code - Description	Action Code - Description
1	04/13/2019 06:00	04/13/2019 06:59	1		
2	04/18/2019 14:00	04/18/2019 14:59	1		
3	04/27/2019 06:00	04/27/2019 06:59	1		

<b>Total Operating Time:</b>	<b>518.00 Hour(s)</b>
<b>Total Monitor Downtime (Online only):</b>	<b>3.00 Hour(s)</b>
<b>Percent Monitor Availability:</b>	<b>99.42 %</b>
<b>Percent Monitor Downtime:</b>	<b>0.58 %</b>

ATTACHMENT 5  
Hourly Emissions – VOC

FCD: AQ-14  
Title V: #6

# Daily Summary Report

## CT1 - VOC



From: 04/01/2019 00:00 To: 06/30/2019 23:59 Facility Name: COLUSA GENERATING STATION  
 Generated: 07/03/2019 08:18 Location: Maxwell, CA

Red = Invalid or Excluded Data | Green = Edited Status | Blue = Edited Value | \* = Excess Emission

Const. Value/Limit Tag:

	Unit CT1 VOC, Ppm 1 Hour(s)	Unit CT1 O2, Dry, Pct 1 Hour(s)	Unit CT1 HI, MBtuPerHr 1 Hour(s)	> Limit Unit CT1 VOC, Ppmvdc 1 Hour(s)	> Limit Unit CT1 VOC, LbPerHr 1 Hour(s)	Unit CT1 UnitOn, TF 1 Hour(s)	Unit CT1 NormalOp, TF 1 Hour(s)	Unit CT1 DBOn, TF 1 Hour(s)
04/01/2019 00:00	0.0	0.0	0.0	0.0	0.0	0	0	0
04/01/2019 01:00	0.0	17.6	463.6	0.0	0.3	1	0	0
04/01/2019 02:00	0.0	15.8	733.7	0.0	0.5	1	0	0
04/01/2019 03:00	0.0	13.9	1,369.2	0.0	1.0	1	0	0
04/01/2019 04:00	-0.2	13.9	1,533.7	-0.1	1.1	1	1	1
04/01/2019 05:00	-0.8	13.0	1,926.6	-0.4	1.3	1	1	1
04/01/2019 06:00	-1.1	12.6	2,030.2	-0.7	1.4	1	1	1
04/01/2019 07:00	-0.9	12.8	1,956.5	-0.5	1.4	1	1	1
04/01/2019 08:00	0.1	13.9	1,407.9	0.2	1.0	1	1	0
04/01/2019 09:00	0.1	13.9	1,334.9	0.2	0.9	1	1	0
04/01/2019 10:00	0.1	14.0	1,297.4	0.2	0.9	1	1	0
04/01/2019 11:00	0.1	14.0	1,345.4	0.2	0.9	1	1	0
04/01/2019 12:00	0.1	13.9	1,452.0	0.2	1.0	1	1	0
04/01/2019 13:00	0.1	13.9	1,474.8	0.2	1.0	1	1	0
04/01/2019 14:00	0.1	13.9	1,624.1	0.2	1.1	1	1	0
04/01/2019 15:00	0.1	13.9	1,444.6	0.2	1.0	1	1	0
04/01/2019 16:00	-0.5	13.3	1,780.9	-0.2	1.2	1	1	1
04/01/2019 17:00	-0.9	12.4	2,036.5	-0.5	1.4	1	1	1
04/01/2019 18:00	-0.9	12.2	2,079.7	-0.4	1.5	1	1	1
04/01/2019 19:00	-0.8	12.0	2,127.2	-0.4	1.5	1	1	1
04/01/2019 20:00	-0.8	12.0	2,122.9	-0.4	1.5	1	1	1
04/01/2019 21:00	-0.8	12.2	2,098.3	-0.4	1.5	1	1	1
04/01/2019 22:00	0.0	13.5	1,496.1	0.0	1.0	1	0	1
04/01/2019 23:00	0.0	0.0	0.0	0.0	0.0	0	0	0
<b>Average/Sum#:</b>	-0.3	13.6	1,597.1	-0.1	1.1	22 #	18 #	11 #
<b>Minimum:</b>	-1.1	12.0	463.6	-0.7	0.3	0	0	0
<b>Maximum:</b>	0.1	17.6	2,127.2	0.2	1.5	1	1	1
<b>%SI</b>	8.33	8.33	8.33	8.33	8.33	0.00	0.00	0.00



# Daily Summary Report

## CT1 - VOC



From: 04/01/2019 00:00 To: 06/30/2019 23:59 Facility Name: COLUSA GENERATING STATION  
 Generated: 07/03/2019 08:18 Location: Maxwell, CA

Red = Invalid or Excluded Data | Green = Edited Status | Blue = Edited Value | \* = Excess Emission

Const. Value/Limit Tag:

	Unit CT1 VOC, Ppm 1 Hour(s)	Unit CT1 O2, Dry, Pct 1 Hour(s)	Unit CT1 HI, MBtuPerHr 1 Hour(s)	> Limit Unit CT1 VOC, Ppmvdc 1 Hour(s)	> Limit Unit CT1 VOC, LbPerHr 1 Hour(s)	Unit CT1 UnitOn, TF 1 Hour(s)	Unit CT1 NormalOp, TF 1 Hour(s)	Unit CT1 DBOn, TF 1 Hour(s)
04/02/2019 00:00	0.0	0.0	0.0	0.0	0.0	0	0	0
04/02/2019 01:00	0.0	0.0	0.0	0.0	0.0	0	0	0
04/02/2019 02:00	0.0	0.0	0.0	0.0	0.0	0	0	0
04/02/2019 03:00	0.0	0.0	0.0	0.0	0.0	0	0	0
04/02/2019 04:00	0.0	0.0	0.0	0.0	0.0	0	0	0
04/02/2019 05:00	0.0	0.0	0.0	0.0	0.0	0	0	0
04/02/2019 06:00	0.0	0.0	0.0	0.0	0.0	0	0	0
04/02/2019 07:00	0.0	0.0	0.0	0.0	0.0	0	0	0
04/02/2019 08:00	0.0	0.0	0.0	0.0	0.0	0	0	0
04/02/2019 09:00	0.0	0.0	0.0	0.0	0.0	0	0	0
04/02/2019 10:00	0.0	0.0	0.0	0.0	0.0	0	0	0
04/02/2019 11:00	0.0	0.0	0.0	0.0	0.0	0	0	0
04/02/2019 12:00	0.0	0.0	0.0	0.0	0.0	0	0	0
04/02/2019 13:00	0.0	0.0	0.0	0.0	0.0	0	0	0
04/02/2019 14:00	0.0	0.0	0.0	0.0	0.0	0	0	0
04/02/2019 15:00	0.0	0.0	0.0	0.0	0.0	0	0	0
04/02/2019 16:00	0.0	0.0	0.0	0.0	0.0	0	0	0
04/02/2019 17:00	0.0	0.0	0.0	0.0	0.0	0	0	0
04/02/2019 18:00	0.0	0.0	0.0	0.0	0.0	0	0	0
04/02/2019 19:00	0.0	0.0	0.0	0.0	0.0	0	0	0
04/02/2019 20:00	0.0	0.0	0.0	0.0	0.0	0	0	0
04/02/2019 21:00	0.0	0.0	0.0	0.0	0.0	0	0	0
04/02/2019 22:00	0.0	0.0	0.0	0.0	0.0	0	0	0
04/02/2019 23:00	0.0	0.0	0.0	0.0	0.0	0	0	0
Average/Sum#:	0.0	0.0	0.0	0.0	0.0	0 #	0 #	0 #
Minimum:	0.0	0.0	0.0	0.0	0.0	0	0	0
Maximum:	0.0	0.0	0.0	0.0	0.0	0	0	0
%SI	100.00	100.00	100.00	100.00	100.00	0.00	0.00	0.00

# Daily Summary Report

## CT1 - VOC



From: 04/01/2019 00:00 To: 06/30/2019 23:59 Facility Name: COLUSA GENERATING STATION  
 Generated: 07/03/2019 08:18 Location: Maxwell, CA

Red = Invalid or Excluded Data | Green = Edited Status | Blue = Edited Value | \* = Excess Emission

Const. Value/Limit Tag:

	Unit CT1 VOC, Ppm 1 Hour(s)	Unit CT1 O2, Dry, Pct 1 Hour(s)	Unit CT1 HI, MBtuPerHr 1 Hour(s)	> Limit Unit CT1 VOC, Ppmvdc 1 Hour(s)	> Limit Unit CT1 VOC, LbPerHr 1 Hour(s)	Unit CT1 UnitOn, TF 1 Hour(s)	Unit CT1 NormalOp, TF 1 Hour(s)	Unit CT1 DBOn, TF 1 Hour(s)
04/03/2019 00:00	0.0	0.0	0.0	0.0	0.0	0	0	0
04/03/2019 01:00	0.0	0.0	0.0	0.0	0.0	0	0	0
04/03/2019 02:00	0.0	17.6	462.0	0.0	0.3	1	0	0
04/03/2019 03:00	0.0	15.6	826.8	0.0	0.6	1	0	0
04/03/2019 04:00	0.1	13.9	1,451.4	0.2	1.0	1	1	0
04/03/2019 05:00	0.1	13.8	1,675.5	0.2	1.2	1	1	0
04/03/2019 06:00	0.1	13.8	1,589.9	0.2	1.1	1	1	0
04/03/2019 07:00	0.1	13.9	1,295.1	0.2	0.9	1	1	0
04/03/2019 08:00	0.1	13.9	1,299.9	0.2	0.9	1	1	0
04/03/2019 09:00	0.1	13.9	1,393.9	0.2	1.0	1	1	0
04/03/2019 10:00	0.1	13.9	1,462.2	0.2	1.0	1	1	0
04/03/2019 11:00	0.1	13.9	1,327.7	0.2	0.9	1	1	0
04/03/2019 12:00	0.1	14.0	1,290.7	0.2	0.9	1	1	0
04/03/2019 13:00	0.1	14.0	1,298.0	0.2	0.9	1	1	0
04/03/2019 14:00	0.1	13.9	1,489.9	0.2	1.0	1	1	0
04/03/2019 15:00	0.1	14.0	1,364.1	0.2	1.0	1	1	0
04/03/2019 16:00	0.1	13.9	1,498.6	0.2	1.0	1	1	0
04/03/2019 17:00	-0.2	13.9	1,519.2	-0.1	1.1	1	1	1
04/03/2019 18:00	-0.9	13.0	1,913.8	-0.5	1.3	1	1	1
04/03/2019 19:00	-0.9	12.5	2,030.3	-0.5	1.4	1	1	1
04/03/2019 20:00	-0.9	12.2	2,097.5	-0.4	1.5	1	1	1
04/03/2019 21:00	-0.9	12.2	2,096.1	-0.4	1.5	1	1	1
04/03/2019 22:00	-0.8	12.9	1,939.1	-0.4	1.4	1	1	1
04/03/2019 23:00	-0.8	13.0	1,905.8	-0.4	1.3	1	1	1
<b>Average/Sum#:</b>	-0.2	13.8	1,510.3	0.0	1.1	22 #	20 #	7 #
<b>Minimum:</b>	-0.9	12.2	462.0	-0.5	0.3	0	0	0
<b>Maximum:</b>	0.1	17.6	2,097.5	0.2	1.5	1	1	1
<b>%SI</b>	8.33	8.33	8.33	8.33	8.33	0.00	0.00	0.00

# Daily Summary Report

## CT1 - VOC



From: 04/01/2019 00:00 To: 06/30/2019 23:59 Facility Name: COLUSA GENERATING STATION  
 Generated: 07/03/2019 08:18 Location: Maxwell, CA

Red = Invalid or Excluded Data | Green = Edited Status | Blue = Edited Value | \* = Excess Emission

Const. Value/Limit Tag:

	Unit CT1 VOC, Ppm 1 Hour(s)	Unit CT1 O2, Dry, Pct 1 Hour(s)	Unit CT1 HI, MBtuPerHr 1 Hour(s)	> Limit Unit CT1 VOC, Ppmvdc 1 Hour(s)	> Limit Unit CT1 VOC, LbPerHr 1 Hour(s)	Unit CT1 UnitOn, TF 1 Hour(s)	Unit CT1 NormalOp, TF 1 Hour(s)	Unit CT1 DBOn, TF 1 Hour(s)
04/04/2019 00:00	0.1	13.9	1,530.9	0.2	1.1	1	1	0
04/04/2019 01:00	0.1	13.9	1,440.5	0.2	1.0	1	1	0
04/04/2019 02:00	0.1	13.9	1,508.4	0.2	1.1	1	1	0
04/04/2019 03:00	0.1	13.9	1,515.4	0.1	1.1	1	1	0
04/04/2019 04:00	0.1	13.9	1,356.5	0.1	0.9	1	1	0
04/04/2019 05:00	0.1	13.8	1,630.4	0.1	1.1	1	1	0
04/04/2019 06:00	0.1	13.9	1,670.4	0.2	1.2	1	1	0
04/04/2019 07:00	0.1	13.9	1,631.3	0.2	1.1	1	1	0
04/04/2019 08:00	0.1	13.9	1,315.0	0.1	0.9	1	1	0
04/04/2019 09:00	0.1	13.9	1,467.5	0.2	1.0	1	1	0
04/04/2019 10:00	0.1	14.0	1,296.3	0.2	0.9	1	1	0
04/04/2019 11:00	0.1	14.0	1,342.1	0.2	0.9	1	1	0
04/04/2019 12:00	0.1	14.0	1,367.5	0.2	1.0	1	1	0
04/04/2019 13:00	0.1	14.0	1,290.8	0.2	0.9	1	1	0
04/04/2019 14:00	0.1	14.0	1,377.3	0.2	1.0	1	1	0
04/04/2019 15:00	0.1	14.0	1,291.5	0.2	0.9	1	1	0
04/04/2019 16:00	0.1	13.9	1,616.7	0.2	1.1	1	1	0
04/04/2019 17:00	-0.2	13.9	1,633.8	-0.1	1.1	1	1	1
04/04/2019 18:00	-1.1	13.2	1,891.4	-0.7	1.3	1	1	1
04/04/2019 19:00	-1.2	12.5	2,048.0	-0.7	1.4	1	1	1
04/04/2019 20:00	-1.1	12.2	2,116.6	-0.5	1.5	1	1	1
04/04/2019 21:00	-1.1	12.5	2,036.6	-0.5	1.4	1	1	1
04/04/2019 22:00	-0.4	13.7	1,482.0	-0.2	1.0	1	1	1
04/04/2019 23:00	0.1	13.9	1,304.9	0.2	0.9	1	1	0
<b>Average/Sum#:</b>	-0.1	13.7	1,548.4	0.0	1.1	24 #	24 #	6 #
<b>Minimum:</b>	-1.2	12.2	1,290.8	-0.7	0.9	1	1	0
<b>Maximum:</b>	0.1	14.0	2,116.6	0.2	1.5	1	1	1
<b>%SI</b>	0.00	0.00	0.00	0.00	0.00	0.00	0.00	0.00

# Daily Summary Report

## CT1 - VOC



From: 04/01/2019 00:00 To: 06/30/2019 23:59 Facility Name: COLUSA GENERATING STATION  
 Generated: 07/03/2019 08:18 Location: Maxwell, CA

Red = Invalid or Excluded Data | Green = Edited Status | Blue = Edited Value | \* = Excess Emission

Const. Value/Limit Tag:

	Unit CT1 VOC, Ppm 1 Hour(s)	Unit CT1 O2, Dry, Pct 1 Hour(s)	Unit CT1 HI, MBtuPerHr 1 Hour(s)	> Limit Unit CT1 VOC, Ppmvdc 1 Hour(s)	> Limit Unit CT1 VOC, LbPerHr 1 Hour(s)	Unit CT1 UnitOn, TF 1 Hour(s)	Unit CT1 NormalOp, TF 1 Hour(s)	Unit CT1 DBOn, TF 1 Hour(s)
04/05/2019 00:00	0.1	13.9	1,306.3	0.2	0.9	1	1	0
04/05/2019 01:00	0.1	13.9	1,348.0	0.2	0.9	1	1	0
04/05/2019 02:00	0.1	13.9	1,392.1	0.2	1.0	1	1	0
04/05/2019 03:00	0.1	13.9	1,313.6	0.2	0.9	1	1	0
04/05/2019 04:00	0.1	13.9	1,282.9	0.2	0.9	1	1	0
04/05/2019 05:00	0.1	13.8	1,638.6	0.2	1.1	1	1	0
04/05/2019 06:00	0.1	13.9	1,294.2	0.1	0.9	1	1	0
04/05/2019 07:00	0.1	13.9	1,326.5	0.1	0.9	1	1	0
04/05/2019 08:00	0.1	13.9	1,570.2	0.2	1.1	1	1	0
04/05/2019 09:00	0.1	13.8	1,571.9	0.2	1.1	1	1	0
04/05/2019 10:00	0.1	13.8	1,637.6	0.2	1.1	1	1	0
04/05/2019 11:00	0.1	13.9	1,625.5	0.2	1.1	1	1	0
04/05/2019 12:00	0.1	13.9	1,654.3	0.2	1.2	1	1	0
04/05/2019 13:00	0.1	13.9	1,642.1	0.2	1.1	1	1	0
04/05/2019 14:00	0.1	13.9	1,469.8	0.2	1.0	1	1	0
04/05/2019 15:00	0.1	13.9	1,615.5	0.2	1.1	1	1	0
04/05/2019 16:00	0.1	13.9	1,628.8	0.2	1.1	1	1	0
04/05/2019 17:00	0.1	14.0	1,310.3	0.2	0.9	1	1	0
04/05/2019 18:00	0.1	13.9	1,611.6	0.2	1.1	1	1	0
04/05/2019 19:00	-0.7	13.4	1,802.8	-0.4	1.3	1	1	1
04/05/2019 20:00	-1.1	12.6	2,017.0	-0.7	1.4	1	1	1
04/05/2019 21:00	0.0	14.1	1,277.2	0.0	0.9	1	0	1
04/05/2019 22:00	0.0	0.0	0.0	0.0	0.0	0	0	0
04/05/2019 23:00	0.0	0.0	0.0	0.0	0.0	0	0	0
<b>Average/Sum#:</b>	0.0	13.8	1,515.3	0.1	1.0	22 #	21 #	3 #
<b>Minimum:</b>	-1.1	12.6	1,277.2	-0.7	0.9	0	0	0
<b>Maximum:</b>	0.1	14.1	2,017.0	0.2	1.4	1	1	1
<b>%SI</b>	8.33	8.33	8.33	8.33	8.33	0.00	0.00	0.00

# Daily Summary Report

## CT1 - VOC



From: 04/01/2019 00:00 To: 06/30/2019 23:59 Facility Name: COLUSA GENERATING STATION  
 Generated: 07/03/2019 08:18 Location: Maxwell, CA

Red = Invalid or Excluded Data | Green = Edited Status | Blue = Edited Value | \* = Excess Emission

Const. Value/Limit Tag:

	Unit CT1 VOC, Ppm 1 Hour(s)	Unit CT1 O2, Dry, Pct 1 Hour(s)	Unit CT1 HI, MBtuPerHr 1 Hour(s)	> Limit Unit CT1 VOC, Ppmvdc 1 Hour(s)	> Limit Unit CT1 VOC, LbPerHr 1 Hour(s)	Unit CT1 UnitOn, TF 1 Hour(s)	Unit CT1 NormalOp, TF 1 Hour(s)	Unit CT1 DBOn, TF 1 Hour(s)
04/06/2019 00:00	0.0	0.0	0.0	0.0	0.0	0	0	0
04/06/2019 01:00	0.0	0.0	0.0	0.0	0.0	0	0	0
04/06/2019 02:00	0.0	0.0	0.0	0.0	0.0	0	0	0
04/06/2019 03:00	0.0	0.0	0.0	0.0	0.0	0	0	0
04/06/2019 04:00	0.0	0.0	0.0	0.0	0.0	0	0	0
04/06/2019 05:00	0.0	0.0	0.0	0.0	0.0	0	0	0
04/06/2019 06:00	0.0	0.0	0.0	0.0	0.0	0	0	0
04/06/2019 07:00	0.0	0.0	0.0	0.0	0.0	0	0	0
04/06/2019 08:00	0.0	0.0	0.0	0.0	0.0	0	0	0
04/06/2019 09:00	0.0	0.0	0.0	0.0	0.0	0	0	0
04/06/2019 10:00	0.0	0.0	0.0	0.0	0.0	0	0	0
04/06/2019 11:00	0.0	0.0	0.0	0.0	0.0	0	0	0
04/06/2019 12:00	0.0	0.0	0.0	0.0	0.0	0	0	0
04/06/2019 13:00	0.0	0.0	0.0	0.0	0.0	0	0	0
04/06/2019 14:00	0.0	0.0	0.0	0.0	0.0	0	0	0
04/06/2019 15:00	0.0	0.0	0.0	0.0	0.0	0	0	0
04/06/2019 16:00	0.0	0.0	0.0	0.0	0.0	0	0	0
04/06/2019 17:00	0.0	0.0	0.0	0.0	0.0	0	0	0
04/06/2019 18:00	0.0	0.0	0.0	0.0	0.0	0	0	0
04/06/2019 19:00	0.0	0.0	0.0	0.0	0.0	0	0	0
04/06/2019 20:00	0.0	0.0	0.0	0.0	0.0	0	0	0
04/06/2019 21:00	0.0	0.0	0.0	0.0	0.0	0	0	0
04/06/2019 22:00	0.0	0.0	0.0	0.0	0.0	0	0	0
04/06/2019 23:00	0.0	0.0	0.0	0.0	0.0	0	0	0
Average/Sum#:	0.0	0.0	0.0	0.0	0.0	0 #	0 #	0 #
Minimum:	0.0	0.0	0.0	0.0	0.0	0	0	0
Maximum:	0.0	0.0	0.0	0.0	0.0	0	0	0
%SI	100.00	100.00	100.00	100.00	100.00	0.00	0.00	0.00

# Daily Summary Report

## CT1 - VOC



From: 04/01/2019 00:00 To: 06/30/2019 23:59 Facility Name: COLUSA GENERATING STATION  
 Generated: 07/03/2019 08:18 Location: Maxwell, CA

Red = Invalid or Excluded Data | Green = Edited Status | Blue = Edited Value | \* = Excess Emission

Const. Value/Limit Tag:

	Unit CT1 VOC, Ppm 1 Hour(s)	Unit CT1 O2, Dry, Pct 1 Hour(s)	Unit CT1 HI, MBtuPerHr 1 Hour(s)	> Limit Unit CT1 VOC, Ppmvdc 1 Hour(s)	> Limit Unit CT1 VOC, LbPerHr 1 Hour(s)	Unit CT1 UnitOn, TF 1 Hour(s)	Unit CT1 NormalOp, TF 1 Hour(s)	Unit CT1 DBOn, TF 1 Hour(s)
04/07/2019 00:00	0.0	0.0	0.0	0.0	0.0	0	0	0
04/07/2019 01:00	0.0	0.0	0.0	0.0	0.0	0	0	0
04/07/2019 02:00	0.0	0.0	0.0	0.0	0.0	0	0	0
04/07/2019 03:00	0.0	0.0	0.0	0.0	0.0	0	0	0
04/07/2019 04:00	0.0	0.0	0.0	0.0	0.0	0	0	0
04/07/2019 05:00	0.0	0.0	0.0	0.0	0.0	0	0	0
04/07/2019 06:00	0.0	0.0	0.0	0.0	0.0	0	0	0
04/07/2019 07:00	0.0	0.0	0.0	0.0	0.0	0	0	0
04/07/2019 08:00	0.0	0.0	0.0	0.0	0.0	0	0	0
04/07/2019 09:00	0.0	0.0	0.0	0.0	0.0	0	0	0
04/07/2019 10:00	0.0	0.0	0.0	0.0	0.0	0	0	0
04/07/2019 11:00	0.0	0.0	0.0	0.0	0.0	0	0	0
04/07/2019 12:00	0.0	0.0	0.0	0.0	0.0	0	0	0
04/07/2019 13:00	0.0	0.0	0.0	0.0	0.0	0	0	0
04/07/2019 14:00	0.0	0.0	0.0	0.0	0.0	0	0	0
04/07/2019 15:00	0.0	0.0	0.0	0.0	0.0	0	0	0
04/07/2019 16:00	0.0	0.0	0.0	0.0	0.0	0	0	0
04/07/2019 17:00	0.0	0.0	0.0	0.0	0.0	0	0	0
04/07/2019 18:00	0.0	0.0	0.0	0.0	0.0	0	0	0
04/07/2019 19:00	0.0	18.6	338.1	0.0	0.2	1	0	0
04/07/2019 20:00	0.0	16.3	648.4	0.0	0.5	1	0	0
04/07/2019 21:00	0.0	13.9	1,391.4	0.0	1.0	1	0	0
04/07/2019 22:00	0.2	14.0	1,307.7	0.3	0.9	1	1	0
04/07/2019 23:00	0.1	13.9	1,345.1	0.2	0.9	1	1	0
<b>Average/Sum#:</b>	0.1	15.3	1,006.1	0.1	0.7	5 #	2 #	0 #
<b>Minimum:</b>	0.0	13.9	338.1	0.0	0.2	0	0	0
<b>Maximum:</b>	0.2	18.6	1,391.4	0.3	1.0	1	1	0
<b>%SI</b>	79.17	79.17	79.17	79.17	79.17	0.00	0.00	0.00

# Daily Summary Report

## CT1 - VOC



From: 04/01/2019 00:00 To: 06/30/2019 23:59 Facility Name: COLUSA GENERATING STATION  
 Generated: 07/03/2019 08:18 Location: Maxwell, CA

Red = Invalid or Excluded Data | Green = Edited Status | Blue = Edited Value | \* = Excess Emission

Const. Value/Limit Tag:

	Unit CT1 VOC, Ppm 1 Hour(s)	Unit CT1 O2, Dry, Pct 1 Hour(s)	Unit CT1 HI, MBtuPerHr 1 Hour(s)	> Limit Unit CT1 VOC, Ppmvdc 1 Hour(s)	> Limit Unit CT1 VOC, LbPerHr 1 Hour(s)	Unit CT1 UnitOn, TF 1 Hour(s)	Unit CT1 NormalOp, TF 1 Hour(s)	Unit CT1 DBOn, TF 1 Hour(s)
04/08/2019 00:00	0.1	13.9	1,345.5	0.2	0.9	1	1	0
04/08/2019 01:00	0.1	13.9	1,387.0	0.2	1.0	1	1	0
04/08/2019 02:00	0.1	13.9	1,349.9	0.2	0.9	1	1	0
04/08/2019 03:00	0.1	13.9	1,286.7	0.1	0.9	1	1	0
04/08/2019 04:00	0.1	13.8	1,585.8	0.2	1.1	1	1	0
04/08/2019 05:00	0.1	13.8	1,588.7	0.1	1.1	1	1	0
04/08/2019 06:00	0.1	13.8	1,659.7	0.2	1.2	1	1	0
04/08/2019 07:00	0.1	13.9	1,455.9	0.2	1.0	1	1	0
04/08/2019 08:00	0.1	13.9	1,489.4	0.2	1.0	1	1	0
04/08/2019 09:00	0.1	13.9	1,388.1	0.1	1.0	1	1	0
04/08/2019 10:00	0.1	13.8	1,490.1	0.2	1.0	1	1	0
04/08/2019 11:00	0.1	13.9	1,372.5	0.2	1.0	1	1	0
04/08/2019 12:00	0.1	13.9	1,517.6	0.2	1.1	1	1	0
04/08/2019 13:00	0.1	14.0	1,317.5	0.2	0.9	1	1	0
04/08/2019 14:00	0.1	13.9	1,424.2	0.2	1.0	1	1	0
04/08/2019 15:00	0.1	13.9	1,584.7	0.2	1.1	1	1	0
04/08/2019 16:00	0.1	13.9	1,344.2	0.2	0.9	1	1	0
04/08/2019 17:00	0.1	13.8	1,619.2	0.2	1.1	1	1	0
04/08/2019 18:00	0.1	13.8	1,617.7	0.2	1.1	1	1	0
04/08/2019 19:00	-0.2	13.8	1,675.6	-0.1	1.2	1	1	1
04/08/2019 20:00	-1.1	13.0	1,933.7	-0.7	1.4	1	1	1
04/08/2019 21:00	-1.2	12.5	2,052.0	-0.7	1.4	1	1	1
04/08/2019 22:00	-0.9	13.1	1,906.7	-0.5	1.3	1	1	1
04/08/2019 23:00	0.0	15.7	637.9	0.0	0.4	1	0	0
<b>Average/Sum#:</b>	-0.1	13.8	1,501.3	0.1	1.0	24 #	23 #	4 #
<b>Minimum:</b>	-1.2	12.5	637.9	-0.7	0.4	1	0	0
<b>Maximum:</b>	0.1	15.7	2,052.0	0.2	1.4	1	1	1
<b>%SI</b>	0.00	0.00	0.00	0.00	0.00	0.00	0.00	0.00

# Daily Summary Report

## CT1 - VOC



From: 04/01/2019 00:00 To: 06/30/2019 23:59 Facility Name: COLUSA GENERATING STATION  
 Generated: 07/03/2019 08:18 Location: Maxwell, CA

Red = Invalid or Excluded Data | Green = Edited Status | Blue = Edited Value | \* = Excess Emission

Const. Value/Limit Tag:

	Unit CT1 VOC, Ppm 1 Hour(s)	Unit CT1 O2, Dry, Pct 1 Hour(s)	Unit CT1 HI, MBtuPerHr 1 Hour(s)	> Limit Unit CT1 VOC, Ppmvdc 1 Hour(s)	> Limit Unit CT1 VOC, LbPerHr 1 Hour(s)	Unit CT1 UnitOn, TF 1 Hour(s)	Unit CT1 NormalOp, TF 1 Hour(s)	Unit CT1 DBOn, TF 1 Hour(s)
04/09/2019 00:00	0.0	0.0	0.0	0.0	0.0	0	0	0
04/09/2019 01:00	0.0	0.0	0.0	0.0	0.0	0	0	0
04/09/2019 02:00	0.0	0.0	0.0	0.0	0.0	0	0	0
04/09/2019 03:00	0.0	0.0	0.0	0.0	0.0	0	0	0
04/09/2019 04:00	0.0	0.0	0.0	0.0	0.0	0	0	0
04/09/2019 05:00	0.0	0.0	0.0	0.0	0.0	0	0	0
04/09/2019 06:00	0.0	0.0	0.0	0.0	0.0	0	0	0
04/09/2019 07:00	0.0	0.0	0.0	0.0	0.0	0	0	0
04/09/2019 08:00	0.0	0.0	0.0	0.0	0.0	0	0	0
04/09/2019 09:00	0.0	0.0	0.0	0.0	0.0	0	0	0
04/09/2019 10:00	0.0	0.0	0.0	0.0	0.0	0	0	0
04/09/2019 11:00	0.0	0.0	0.0	0.0	0.0	0	0	0
04/09/2019 12:00	0.0	0.0	0.0	0.0	0.0	0	0	0
04/09/2019 13:00	0.0	0.0	0.0	0.0	0.0	0	0	0
04/09/2019 14:00	0.0	0.0	0.0	0.0	0.0	0	0	0
04/09/2019 15:00	0.0	0.0	0.0	0.0	0.0	0	0	0
04/09/2019 16:00	0.0	0.0	0.0	0.0	0.0	0	0	0
04/09/2019 17:00	0.0	0.0	0.0	0.0	0.0	0	0	0
04/09/2019 18:00	0.0	0.0	0.0	0.0	0.0	0	0	0
04/09/2019 19:00	0.0	0.0	0.0	0.0	0.0	0	0	0
04/09/2019 20:00	0.0	0.0	0.0	0.0	0.0	0	0	0
04/09/2019 21:00	0.0	0.0	0.0	0.0	0.0	0	0	0
04/09/2019 22:00	0.0	0.0	0.0	0.0	0.0	0	0	0
04/09/2019 23:00	0.0	0.0	0.0	0.0	0.0	0	0	0
<b>Average/Sum#:</b>	0.0	0.0	0.0	0.0	0.0	0 #	0 #	0 #
<b>Minimum:</b>	0.0	0.0	0.0	0.0	0.0	0	0	0
<b>Maximum:</b>	0.0	0.0	0.0	0.0	0.0	0	0	0
<b>%SI</b>	100.00	100.00	100.00	100.00	100.00	0.00	0.00	0.00



# Daily Summary Report

## CT1 - VOC



From: 04/01/2019 00:00 To: 06/30/2019 23:59 Facility Name: COLUSA GENERATING STATION  
 Generated: 07/03/2019 08:18 Location: Maxwell, CA

Red = Invalid or Excluded Data | Green = Edited Status | Blue = Edited Value | \* = Excess Emission

Const. Value/Limit Tag:

	Unit CT1 VOC, Ppm 1 Hour(s)	Unit CT1 O2, Dry, Pct 1 Hour(s)	Unit CT1 HI, MBtuPerHr 1 Hour(s)	> Limit Unit CT1 VOC, Ppmvdc 1 Hour(s)	> Limit Unit CT1 VOC, LbPerHr 1 Hour(s)	Unit CT1 UnitOn, TF 1 Hour(s)	Unit CT1 NormalOp, TF 1 Hour(s)	Unit CT1 DBOn, TF 1 Hour(s)
04/10/2019 00:00	0.0	0.0	0.0	0.0	0.0	0	0	0
04/10/2019 01:00	0.0	0.0	0.0	0.0	0.0	0	0	0
04/10/2019 02:00	0.0	0.0	0.0	0.0	0.0	0	0	0
04/10/2019 03:00	0.0	0.0	0.0	0.0	0.0	0	0	0
04/10/2019 04:00	0.0	0.0	0.0	0.0	0.0	0	0	0
04/10/2019 05:00	0.0	0.0	0.0	0.0	0.0	0	0	0
04/10/2019 06:00	0.0	0.0	0.0	0.0	0.0	0	0	0
04/10/2019 07:00	0.0	0.0	0.0	0.0	0.0	0	0	0
04/10/2019 08:00	0.0	0.0	0.0	0.0	0.0	0	0	0
04/10/2019 09:00	0.0	0.0	0.0	0.0	0.0	0	0	0
04/10/2019 10:00	0.0	0.0	0.0	0.0	0.0	0	0	0
04/10/2019 11:00	0.0	0.0	0.0	0.0	0.0	0	0	0
04/10/2019 12:00	0.0	0.0	0.0	0.0	0.0	0	0	0
04/10/2019 13:00	0.0	0.0	0.0	0.0	0.0	0	0	0
04/10/2019 14:00	0.0	0.0	0.0	0.0	0.0	0	0	0
04/10/2019 15:00	0.0	0.0	0.0	0.0	0.0	0	0	0
04/10/2019 16:00	0.0	0.0	0.0	0.0	0.0	0	0	0
04/10/2019 17:00	0.0	0.0	0.0	0.0	0.0	0	0	0
04/10/2019 18:00	0.0	0.0	0.0	0.0	0.0	0	0	0
04/10/2019 19:00	0.0	0.0	0.0	0.0	0.0	0	0	0
04/10/2019 20:00	0.0	0.0	0.0	0.0	0.0	0	0	0
04/10/2019 21:00	0.0	0.0	0.0	0.0	0.0	0	0	0
04/10/2019 22:00	0.0	0.0	0.0	0.0	0.0	0	0	0
04/10/2019 23:00	0.0	0.0	0.0	0.0	0.0	0	0	0
Average/Sum#:	0.0	0.0	0.0	0.0	0.0	0 #	0 #	0 #
Minimum:	0.0	0.0	0.0	0.0	0.0	0	0	0
Maximum:	0.0	0.0	0.0	0.0	0.0	0	0	0
%SI	100.00	100.00	100.00	100.00	100.00	0.00	0.00	0.00

# Daily Summary Report

## CT1 - VOC



From: 04/01/2019 00:00 To: 06/30/2019 23:59 Facility Name: COLUSA GENERATING STATION  
 Generated: 07/03/2019 08:18 Location: Maxwell, CA

Red = Invalid or Excluded Data | Green = Edited Status | Blue = Edited Value | \* = Excess Emission

Const. Value/Limit Tag:

	Unit CT1 VOC, Ppm 1 Hour(s)	Unit CT1 O2, Dry, Pct 1 Hour(s)	Unit CT1 HI, MBtuPerHr 1 Hour(s)	> Limit Unit CT1 VOC, Ppmvdc 1 Hour(s)	> Limit Unit CT1 VOC, LbPerHr 1 Hour(s)	Unit CT1 UnitOn, TF 1 Hour(s)	Unit CT1 NormalOp, TF 1 Hour(s)	Unit CT1 DBOn, TF 1 Hour(s)
04/11/2019 00:00	0.0	0.0	0.0	0.0	0.0	0	0	0
04/11/2019 01:00	0.0	0.0	0.0	0.0	0.0	0	0	0
04/11/2019 02:00	0.0	0.0	0.0	0.0	0.0	0	0	0
04/11/2019 03:00	0.0	0.0	0.0	0.0	0.0	0	0	0
04/11/2019 04:00	0.0	0.0	0.0	0.0	0.0	0	0	0
04/11/2019 05:00	0.0	0.0	0.0	0.0	0.0	0	0	0
04/11/2019 06:00	0.0	0.0	0.0	0.0	0.0	0	0	0
04/11/2019 07:00	0.0	0.0	0.0	0.0	0.0	0	0	0
04/11/2019 08:00	0.0	0.0	0.0	0.0	0.0	0	0	0
04/11/2019 09:00	0.0	0.0	0.0	0.0	0.0	0	0	0
04/11/2019 10:00	0.0	0.0	0.0	0.0	0.0	0	0	0
04/11/2019 11:00	0.0	0.0	0.0	0.0	0.0	0	0	0
04/11/2019 12:00	0.0	0.0	0.0	0.0	0.0	0	0	0
04/11/2019 13:00	0.0	0.0	0.0	0.0	0.0	0	0	0
04/11/2019 14:00	0.0	0.0	0.0	0.0	0.0	0	0	0
04/11/2019 15:00	0.0	0.0	0.0	0.0	0.0	0	0	0
04/11/2019 16:00	0.0	0.0	0.0	0.0	0.0	0	0	0
04/11/2019 17:00	0.0	0.0	0.0	0.0	0.0	0	0	0
04/11/2019 18:00	0.0	0.0	0.0	0.0	0.0	0	0	0
04/11/2019 19:00	0.0	0.0	0.0	0.0	0.0	0	0	0
04/11/2019 20:00	0.0	0.0	0.0	0.0	0.0	0	0	0
04/11/2019 21:00	0.0	0.0	0.0	0.0	0.0	0	0	0
04/11/2019 22:00	0.0	0.0	0.0	0.0	0.0	0	0	0
04/11/2019 23:00	0.0	0.0	0.0	0.0	0.0	0	0	0
Average/Sum#:	0.0	0.0	0.0	0.0	0.0	0 #	0 #	0 #
Minimum:	0.0	0.0	0.0	0.0	0.0	0	0	0
Maximum:	0.0	0.0	0.0	0.0	0.0	0	0	0
%SI	100.00	100.00	100.00	100.00	100.00	0.00	0.00	0.00

# Daily Summary Report

## CT1 - VOC



From: 04/01/2019 00:00 To: 06/30/2019 23:59 Facility Name: COLUSA GENERATING STATION  
 Generated: 07/03/2019 08:18 Location: Maxwell, CA

Red = Invalid or Excluded Data | Green = Edited Status | Blue = Edited Value | \* = Excess Emission

Const. Value/Limit Tag:

	Unit CT1 VOC, Ppm 1 Hour(s)	Unit CT1 O2, Dry, Pct 1 Hour(s)	Unit CT1 HI, MBtuPerHr 1 Hour(s)	> Limit Unit CT1 VOC, Ppmvdc 1 Hour(s)	> Limit Unit CT1 VOC, LbPerHr 1 Hour(s)	Unit CT1 UnitOn, TF 1 Hour(s)	Unit CT1 NormalOp, TF 1 Hour(s)	Unit CT1 DBOn, TF 1 Hour(s)
04/12/2019 00:00	0.0	0.0	0.0	0.0	0.0	0	0	0
04/12/2019 01:00	0.0	0.0	0.0	0.0	0.0	0	0	0
04/12/2019 02:00	0.0	0.0	0.0	0.0	0.0	0	0	0
04/12/2019 03:00	0.0	0.0	0.0	0.0	0.0	0	0	0
04/12/2019 04:00	0.0	0.0	0.0	0.0	0.0	0	0	0
04/12/2019 05:00	0.0	0.0	0.0	0.0	0.0	0	0	0
04/12/2019 06:00	0.0	0.0	0.0	0.0	0.0	0	0	0
04/12/2019 07:00	0.0	0.0	0.0	0.0	0.0	0	0	0
04/12/2019 08:00	0.0	0.0	0.0	0.0	0.0	0	0	0
04/12/2019 09:00	0.0	0.0	0.0	0.0	0.0	0	0	0
04/12/2019 10:00	0.0	0.0	0.0	0.0	0.0	0	0	0
04/12/2019 11:00	0.0	0.0	0.0	0.0	0.0	0	0	0
04/12/2019 12:00	0.0	0.0	0.0	0.0	0.0	0	0	0
04/12/2019 13:00	0.0	0.0	0.0	0.0	0.0	0	0	0
04/12/2019 14:00	0.0	0.0	0.0	0.0	0.0	0	0	0
04/12/2019 15:00	0.0	0.0	0.0	0.0	0.0	0	0	0
04/12/2019 16:00	0.0	0.0	0.0	0.0	0.0	0	0	0
04/12/2019 17:00	0.0	0.0	0.0	0.0	0.0	0	0	0
04/12/2019 18:00	0.0	0.0	0.0	0.0	0.0	0	0	0
04/12/2019 19:00	0.0	0.0	0.0	0.0	0.0	0	0	0
04/12/2019 20:00	0.0	0.0	0.0	0.0	0.0	0	0	0
04/12/2019 21:00	0.0	0.0	0.0	0.0	0.0	0	0	0
04/12/2019 22:00	0.0	0.0	0.0	0.0	0.0	0	0	0
04/12/2019 23:00	0.0	0.0	0.0	0.0	0.0	0	0	0
Average/Sum#:	0.0	0.0	0.0	0.0	0.0	0 #	0 #	0 #
Minimum:	0.0	0.0	0.0	0.0	0.0	0	0	0
Maximum:	0.0	0.0	0.0	0.0	0.0	0	0	0
%SI	100.00	100.00	100.00	100.00	100.00	0.00	0.00	0.00

# Daily Summary Report

## CT1 - VOC



From: 04/01/2019 00:00 To: 06/30/2019 23:59 Facility Name: COLUSA GENERATING STATION  
 Generated: 07/03/2019 08:18 Location: Maxwell, CA

Red = Invalid or Excluded Data | Green = Edited Status | Blue = Edited Value | \* = Excess Emission

Const. Value/Limit Tag:

	Unit CT1 VOC, Ppm 1 Hour(s)	Unit CT1 O2, Dry, Pct 1 Hour(s)	Unit CT1 HI, MBtuPerHr 1 Hour(s)	> Limit Unit CT1 VOC, Ppmvdc 1 Hour(s)	> Limit Unit CT1 VOC, LbPerHr 1 Hour(s)	Unit CT1 UnitOn, TF 1 Hour(s)	Unit CT1 NormalOp, TF 1 Hour(s)	Unit CT1 DBOn, TF 1 Hour(s)
04/13/2019 00:00	0.0	0.0	0.0	0.0	0.0	0	0	0
04/13/2019 01:00	0.0	0.0	0.0	0.0	0.0	0	0	0
04/13/2019 02:00	0.0	0.0	0.0	0.0	0.0	0	0	0
04/13/2019 03:00	0.0	0.0	0.0	0.0	0.0	0	0	0
04/13/2019 04:00	0.0	0.0	0.0	0.0	0.0	0	0	0
04/13/2019 05:00	0.0	0.0	0.0	0.0	0.0	0	0	0
04/13/2019 06:00	0.0	0.0	0.0	0.0	0.0	0	0	0
04/13/2019 07:00	0.0	0.0	0.0	0.0	0.0	0	0	0
04/13/2019 08:00	0.0	0.0	0.0	0.0	0.0	0	0	0
04/13/2019 09:00	0.0	0.0	0.0	0.0	0.0	0	0	0
04/13/2019 10:00	0.0	0.0	0.0	0.0	0.0	0	0	0
04/13/2019 11:00	0.0	0.0	0.0	0.0	0.0	0	0	0
04/13/2019 12:00	0.0	0.0	0.0	0.0	0.0	0	0	0
04/13/2019 13:00	0.0	0.0	0.0	0.0	0.0	0	0	0
04/13/2019 14:00	0.0	0.0	0.0	0.0	0.0	0	0	0
04/13/2019 15:00	0.0	0.0	0.0	0.0	0.0	0	0	0
04/13/2019 16:00	0.0	0.0	0.0	0.0	0.0	0	0	0
04/13/2019 17:00	0.0	0.0	0.0	0.0	0.0	0	0	0
04/13/2019 18:00	0.0	0.0	0.0	0.0	0.0	0	0	0
04/13/2019 19:00	0.0	0.0	0.0	0.0	0.0	0	0	0
04/13/2019 20:00	0.0	0.0	0.0	0.0	0.0	0	0	0
04/13/2019 21:00	0.0	0.0	0.0	0.0	0.0	0	0	0
04/13/2019 22:00	0.0	0.0	0.0	0.0	0.0	0	0	0
04/13/2019 23:00	0.0	0.0	0.0	0.0	0.0	0	0	0
<b>Average/Sum#:</b>	0.0	0.0	0.0	0.0	0.0	0 #	0 #	0 #
<b>Minimum:</b>	0.0	0.0	0.0	0.0	0.0	0	0	0
<b>Maximum:</b>	0.0	0.0	0.0	0.0	0.0	0	0	0
<b>%SI</b>	100.00	100.00	100.00	100.00	100.00	0.00	0.00	0.00

# Daily Summary Report

## CT1 - VOC



From: 04/01/2019 00:00 To: 06/30/2019 23:59 Facility Name: COLUSA GENERATING STATION  
 Generated: 07/03/2019 08:18 Location: Maxwell, CA

Red = Invalid or Excluded Data | Green = Edited Status | Blue = Edited Value | \* = Excess Emission

Const. Value/Limit Tag:

	Unit CT1 VOC, Ppm 1 Hour(s)	Unit CT1 O2, Dry, Pct 1 Hour(s)	Unit CT1 HI, MBtuPerHr 1 Hour(s)	> Limit Unit CT1 VOC, Ppmvdc 1 Hour(s)	> Limit Unit CT1 VOC, LbPerHr 1 Hour(s)	Unit CT1 UnitOn, TF 1 Hour(s)	Unit CT1 NormalOp, TF 1 Hour(s)	Unit CT1 DBOn, TF 1 Hour(s)
04/14/2019 00:00	0.0	0.0	0.0	0.0	0.0	0	0	0
04/14/2019 01:00	0.0	0.0	0.0	0.0	0.0	0	0	0
04/14/2019 02:00	0.0	0.0	0.0	0.0	0.0	0	0	0
04/14/2019 03:00	0.0	0.0	0.0	0.0	0.0	0	0	0
04/14/2019 04:00	0.0	0.0	0.0	0.0	0.0	0	0	0
04/14/2019 05:00	0.0	0.0	0.0	0.0	0.0	0	0	0
04/14/2019 06:00	0.0	0.0	0.0	0.0	0.0	0	0	0
04/14/2019 07:00	0.0	0.0	0.0	0.0	0.0	0	0	0
04/14/2019 08:00	0.0	0.0	0.0	0.0	0.0	0	0	0
04/14/2019 09:00	0.0	0.0	0.0	0.0	0.0	0	0	0
04/14/2019 10:00	0.0	0.0	0.0	0.0	0.0	0	0	0
04/14/2019 11:00	0.0	0.0	0.0	0.0	0.0	0	0	0
04/14/2019 12:00	0.0	0.0	0.0	0.0	0.0	0	0	0
04/14/2019 13:00	0.0	0.0	0.0	0.0	0.0	0	0	0
04/14/2019 14:00	0.0	0.0	0.0	0.0	0.0	0	0	0
04/14/2019 15:00	0.0	0.0	0.0	0.0	0.0	0	0	0
04/14/2019 16:00	0.0	0.0	0.0	0.0	0.0	0	0	0
04/14/2019 17:00	0.0	0.0	0.0	0.0	0.0	0	0	0
04/14/2019 18:00	0.0	0.0	0.0	0.0	0.0	0	0	0
04/14/2019 19:00	0.0	0.0	0.0	0.0	0.0	0	0	0
04/14/2019 20:00	0.0	0.0	0.0	0.0	0.0	0	0	0
04/14/2019 21:00	0.0	0.0	0.0	0.0	0.0	0	0	0
04/14/2019 22:00	0.0	0.0	0.0	0.0	0.0	0	0	0
04/14/2019 23:00	0.0	0.0	0.0	0.0	0.0	0	0	0
Average/Sum#:	0.0	0.0	0.0	0.0	0.0	0 #	0 #	0 #
Minimum:	0.0	0.0	0.0	0.0	0.0	0	0	0
Maximum:	0.0	0.0	0.0	0.0	0.0	0	0	0
%SI	100.00	100.00	100.00	100.00	100.00	0.00	0.00	0.00

# Daily Summary Report

## CT1 - VOC



From: 04/01/2019 00:00 To: 06/30/2019 23:59 Facility Name: COLUSA GENERATING STATION  
 Generated: 07/03/2019 08:18 Location: Maxwell, CA

Red = Invalid or Excluded Data | Green = Edited Status | Blue = Edited Value | \* = Excess Emission

Const. Value/Limit Tag:

	Unit CT1 VOC, Ppm 1 Hour(s)	Unit CT1 O2, Dry, Pct 1 Hour(s)	Unit CT1 HI, MBtuPerHr 1 Hour(s)	> Limit Unit CT1 VOC, Ppmvdc 1 Hour(s)	> Limit Unit CT1 VOC, LbPerHr 1 Hour(s)	Unit CT1 UnitOn, TF 1 Hour(s)	Unit CT1 NormalOp, TF 1 Hour(s)	Unit CT1 DBOn, TF 1 Hour(s)
04/15/2019 00:00	0.0	0.0	0.0	0.0	0.0	0	0	0
04/15/2019 01:00	0.0	0.0	0.0	0.0	0.0	0	0	0
04/15/2019 02:00	0.0	0.0	0.0	0.0	0.0	0	0	0
04/15/2019 03:00	0.0	0.0	0.0	0.0	0.0	0	0	0
04/15/2019 04:00	0.0	0.0	0.0	0.0	0.0	0	0	0
04/15/2019 05:00	0.0	0.0	0.0	0.0	0.0	0	0	0
04/15/2019 06:00	0.0	0.0	0.0	0.0	0.0	0	0	0
04/15/2019 07:00	0.0	0.0	0.0	0.0	0.0	0	0	0
04/15/2019 08:00	0.0	0.0	0.0	0.0	0.0	0	0	0
04/15/2019 09:00	0.0	0.0	0.0	0.0	0.0	0	0	0
04/15/2019 10:00	0.0	0.0	0.0	0.0	0.0	0	0	0
04/15/2019 11:00	0.0	0.0	0.0	0.0	0.0	0	0	0
04/15/2019 12:00	0.0	0.0	0.0	0.0	0.0	0	0	0
04/15/2019 13:00	0.0	0.0	0.0	0.0	0.0	0	0	0
04/15/2019 14:00	0.0	0.0	0.0	0.0	0.0	0	0	0
04/15/2019 15:00	0.0	0.0	0.0	0.0	0.0	0	0	0
04/15/2019 16:00	0.0	0.0	0.0	0.0	0.0	0	0	0
04/15/2019 17:00	0.0	0.0	0.0	0.0	0.0	0	0	0
04/15/2019 18:00	0.0	0.0	0.0	0.0	0.0	0	0	0
04/15/2019 19:00	0.0	0.0	0.0	0.0	0.0	0	0	0
04/15/2019 20:00	0.0	0.0	0.0	0.0	0.0	0	0	0
04/15/2019 21:00	0.0	0.0	0.0	0.0	0.0	0	0	0
04/15/2019 22:00	0.0	0.0	0.0	0.0	0.0	0	0	0
04/15/2019 23:00	0.0	0.0	0.0	0.0	0.0	0	0	0
Average/Sum#:	0.0	0.0	0.0	0.0	0.0	0 #	0 #	0 #
Minimum:	0.0	0.0	0.0	0.0	0.0	0	0	0
Maximum:	0.0	0.0	0.0	0.0	0.0	0	0	0
%SI	100.00	100.00	100.00	100.00	100.00	0.00	0.00	0.00

# Daily Summary Report

## CT1 - VOC



From: 04/01/2019 00:00 To: 06/30/2019 23:59 Facility Name: COLUSA GENERATING STATION  
 Generated: 07/03/2019 08:18 Location: Maxwell, CA

Red = Invalid or Excluded Data | Green = Edited Status | Blue = Edited Value | \* = Excess Emission

Const. Value/Limit Tag:

	Unit CT1 VOC, Ppm 1 Hour(s)	Unit CT1 O2, Dry, Pct 1 Hour(s)	Unit CT1 HI, MBtuPerHr 1 Hour(s)	> Limit Unit CT1 VOC, Ppmvdc 1 Hour(s)	> Limit Unit CT1 VOC, LbPerHr 1 Hour(s)	Unit CT1 UnitOn, TF 1 Hour(s)	Unit CT1 NormalOp, TF 1 Hour(s)	Unit CT1 DBOn, TF 1 Hour(s)
04/16/2019 00:00	0.0	0.0	0.0	0.0	0.0	0	0	0
04/16/2019 01:00	0.0	0.0	0.0	0.0	0.0	0	0	0
04/16/2019 02:00	0.0	0.0	0.0	0.0	0.0	0	0	0
04/16/2019 03:00	0.0	0.0	0.0	0.0	0.0	0	0	0
04/16/2019 04:00	0.0	0.0	0.0	0.0	0.0	0	0	0
04/16/2019 05:00	0.0	0.0	0.0	0.0	0.0	0	0	0
04/16/2019 06:00	0.0	0.0	0.0	0.0	0.0	0	0	0
04/16/2019 07:00	0.0	0.0	0.0	0.0	0.0	0	0	0
04/16/2019 08:00	0.0	0.0	0.0	0.0	0.0	0	0	0
04/16/2019 09:00	0.0	0.0	0.0	0.0	0.0	0	0	0
04/16/2019 10:00	0.0	0.0	0.0	0.0	0.0	0	0	0
04/16/2019 11:00	0.0	0.0	0.0	0.0	0.0	0	0	0
04/16/2019 12:00	0.0	0.0	0.0	0.0	0.0	0	0	0
04/16/2019 13:00	0.0	0.0	0.0	0.0	0.0	0	0	0
04/16/2019 14:00	0.0	0.0	0.0	0.0	0.0	0	0	0
04/16/2019 15:00	0.0	0.0	0.0	0.0	0.0	0	0	0
04/16/2019 16:00	0.0	0.0	0.0	0.0	0.0	0	0	0
04/16/2019 17:00	0.0	0.0	0.0	0.0	0.0	0	0	0
04/16/2019 18:00	0.0	0.0	0.0	0.0	0.0	0	0	0
04/16/2019 19:00	0.0	0.0	0.0	0.0	0.0	0	0	0
04/16/2019 20:00	0.0	0.0	0.0	0.0	0.0	0	0	0
04/16/2019 21:00	0.0	0.0	0.0	0.0	0.0	0	0	0
04/16/2019 22:00	0.0	0.0	0.0	0.0	0.0	0	0	0
04/16/2019 23:00	0.0	0.0	0.0	0.0	0.0	0	0	0
Average/Sum#:	0.0	0.0	0.0	0.0	0.0	0 #	0 #	0 #
Minimum:	0.0	0.0	0.0	0.0	0.0	0	0	0
Maximum:	0.0	0.0	0.0	0.0	0.0	0	0	0
%SI	100.00	100.00	100.00	100.00	100.00	0.00	0.00	0.00

# Daily Summary Report

## CT1 - VOC



From: 04/01/2019 00:00 To: 06/30/2019 23:59 Facility Name: COLUSA GENERATING STATION  
 Generated: 07/03/2019 08:18 Location: Maxwell, CA

Red = Invalid or Excluded Data | Green = Edited Status | Blue = Edited Value | \* = Excess Emission

Const. Value/Limit Tag:

	Unit CT1 VOC, Ppm 1 Hour(s)	Unit CT1 O2, Dry, Pct 1 Hour(s)	Unit CT1 HI, MBtuPerHr 1 Hour(s)	> Limit Unit CT1 VOC, Ppmvdc 1 Hour(s)	> Limit Unit CT1 VOC, LbPerHr 1 Hour(s)	Unit CT1 UnitOn, TF 1 Hour(s)	Unit CT1 NormalOp, TF 1 Hour(s)	Unit CT1 DBOn, TF 1 Hour(s)
04/17/2019 00:00	0.0	0.0	0.0	0.0	0.0	0	0	0
04/17/2019 01:00	0.0	0.0	0.0	0.0	0.0	0	0	0
04/17/2019 02:00	0.0	0.0	0.0	0.0	0.0	0	0	0
04/17/2019 03:00	0.0	0.0	0.0	0.0	0.0	0	0	0
04/17/2019 04:00	0.0	0.0	0.0	0.0	0.0	0	0	0
04/17/2019 05:00	0.0	0.0	0.0	0.0	0.0	0	0	0
04/17/2019 06:00	0.0	0.0	0.0	0.0	0.0	0	0	0
04/17/2019 07:00	0.0	0.0	0.0	0.0	0.0	0	0	0
04/17/2019 08:00	0.0	0.0	0.0	0.0	0.0	0	0	0
04/17/2019 09:00	0.0	0.0	0.0	0.0	0.0	0	0	0
04/17/2019 10:00	0.0	0.0	0.0	0.0	0.0	0	0	0
04/17/2019 11:00	0.0	0.0	0.0	0.0	0.0	0	0	0
04/17/2019 12:00	0.0	0.0	0.0	0.0	0.0	0	0	0
04/17/2019 13:00	0.0	0.0	0.0	0.0	0.0	0	0	0
04/17/2019 14:00	0.0	0.0	0.0	0.0	0.0	0	0	0
04/17/2019 15:00	0.0	0.0	0.0	0.0	0.0	0	0	0
04/17/2019 16:00	0.0	0.0	0.0	0.0	0.0	0	0	0
04/17/2019 17:00	0.0	0.0	0.0	0.0	0.0	0	0	0
04/17/2019 18:00	0.0	0.0	0.0	0.0	0.0	0	0	0
04/17/2019 19:00	0.0	0.0	0.0	0.0	0.0	0	0	0
04/17/2019 20:00	0.0	0.0	0.0	0.0	0.0	0	0	0
04/17/2019 21:00	0.0	0.0	0.0	0.0	0.0	0	0	0
04/17/2019 22:00	0.0	0.0	0.0	0.0	0.0	0	0	0
04/17/2019 23:00	0.0	0.0	0.0	0.0	0.0	0	0	0
<b>Average/Sum#:</b>	0.0	0.0	0.0	0.0	0.0	0 #	0 #	0 #
<b>Minimum:</b>	0.0	0.0	0.0	0.0	0.0	0	0	0
<b>Maximum:</b>	0.0	0.0	0.0	0.0	0.0	0	0	0
<b>%SI</b>	100.00	100.00	100.00	100.00	100.00	0.00	0.00	0.00



# Daily Summary Report

## CT1 - VOC



From: 04/01/2019 00:00 To: 06/30/2019 23:59 Facility Name: COLUSA GENERATING STATION  
 Generated: 07/03/2019 08:18 Location: Maxwell, CA

Red = Invalid or Excluded Data | Green = Edited Status | Blue = Edited Value | \* = Excess Emission

Const. Value/Limit Tag:

	Unit CT1 VOC, Ppm 1 Hour(s)	Unit CT1 O2, Dry, Pct 1 Hour(s)	Unit CT1 HI, MBtuPerHr 1 Hour(s)	> Limit Unit CT1 VOC, Ppmvdc 1 Hour(s)	> Limit Unit CT1 VOC, LbPerHr 1 Hour(s)	Unit CT1 UnitOn, TF 1 Hour(s)	Unit CT1 NormalOp, TF 1 Hour(s)	Unit CT1 DBOn, TF 1 Hour(s)
04/18/2019 00:00	0.0	0.0	0.0	0.0	0.0	0	0	0
04/18/2019 01:00	0.0	0.0	0.0	0.0	0.0	0	0	0
04/18/2019 02:00	0.0	0.0	0.0	0.0	0.0	0	0	0
04/18/2019 03:00	0.0	0.0	0.0	0.0	0.0	0	0	0
04/18/2019 04:00	0.0	0.0	0.0	0.0	0.0	0	0	0
04/18/2019 05:00	0.0	0.0	0.0	0.0	0.0	0	0	0
04/18/2019 06:00	0.0	0.0	0.0	0.0	0.0	0	0	0
04/18/2019 07:00	0.0	0.0	0.0	0.0	0.0	0	0	0
04/18/2019 08:00	0.0	0.0	0.0	0.0	0.0	0	0	0
04/18/2019 09:00	0.0	0.0	0.0	0.0	0.0	0	0	0
04/18/2019 10:00	0.0	0.0	0.0	0.0	0.0	0	0	0
04/18/2019 11:00	0.0	0.0	0.0	0.0	0.0	0	0	0
04/18/2019 12:00	0.0	0.0	0.0	0.0	0.0	0	0	0
04/18/2019 13:00	0.0	0.0	0.0	0.0	0.0	0	0	0
04/18/2019 14:00	0.0	17.8	445.5	0.0	0.3	1	0	0
04/18/2019 15:00	0.0	16.1	650.2	0.0	0.5	1	0	0
04/18/2019 16:00	0.0	14.9	1,117.7	0.0	0.8	1	0	0
04/18/2019 17:00	-0.2	13.4	1,603.4	-0.1	1.1	1	1	1
04/18/2019 18:00	0.7	0.0	1,921.9	0.7	1.3	1	1	1
04/18/2019 19:00	-0.7	12.2	2,046.0	-0.2	1.4	1	1	1
04/18/2019 20:00	-0.7	12.0	2,097.0	-0.2	1.5	1	1	1
04/18/2019 21:00	0.0	13.2	1,550.8	0.0	1.1	1	0	1
04/18/2019 22:00	0.0	0.0	0.0	0.0	0.0	0	0	0
04/18/2019 23:00	0.0	0.0	0.0	0.0	0.0	0	0	0
<b>Average/Sum#:</b>	-0.2	14.2	1,429.1	-0.1	1.0	8 #	4 #	5 #
<b>Minimum:</b>	-0.7	12.0	445.5	-0.2	0.3	0	0	0
<b>Maximum:</b>	0.0	17.8	2,097.0	0.0	1.5	1	1	1
<b>%SI</b>	70.83	70.83	66.67	70.83	66.67	0.00	0.00	0.00

# Daily Summary Report

## CT1 - VOC



From: 04/01/2019 00:00 To: 06/30/2019 23:59 Facility Name: COLUSA GENERATING STATION  
 Generated: 07/03/2019 08:18 Location: Maxwell, CA

Red = Invalid or Excluded Data | Green = Edited Status | Blue = Edited Value | \* = Excess Emission

Const. Value/Limit Tag:

	Unit CT1 VOC, Ppm 1 Hour(s)	Unit CT1 O2, Dry, Pct 1 Hour(s)	Unit CT1 HI, MBtuPerHr 1 Hour(s)	> Limit Unit CT1 VOC, Ppmvdc 1 Hour(s)	> Limit Unit CT1 VOC, LbPerHr 1 Hour(s)	Unit CT1 UnitOn, TF 1 Hour(s)	Unit CT1 NormalOp, TF 1 Hour(s)	Unit CT1 DBOn, TF 1 Hour(s)
04/19/2019 00:00	0.0	0.0	0.0	0.0	0.0	0	0	0
04/19/2019 01:00	0.0	0.0	0.0	0.0	0.0	0	0	0
04/19/2019 02:00	0.0	0.0	0.0	0.0	0.0	0	0	0
04/19/2019 03:00	0.0	0.0	0.0	0.0	0.0	0	0	0
04/19/2019 04:00	0.0	0.0	0.0	0.0	0.0	0	0	0
04/19/2019 05:00	0.0	0.0	0.0	0.0	0.0	0	0	0
04/19/2019 06:00	0.0	0.0	0.0	0.0	0.0	0	0	0
04/19/2019 07:00	0.0	0.0	0.0	0.0	0.0	0	0	0
04/19/2019 08:00	0.0	0.0	0.0	0.0	0.0	0	0	0
04/19/2019 09:00	0.0	0.0	0.0	0.0	0.0	0	0	0
04/19/2019 10:00	0.0	0.0	0.0	0.0	0.0	0	0	0
04/19/2019 11:00	0.0	0.0	0.0	0.0	0.0	0	0	0
04/19/2019 12:00	0.0	0.0	0.0	0.0	0.0	0	0	0
04/19/2019 13:00	0.0	0.0	0.0	0.0	0.0	0	0	0
04/19/2019 14:00	0.0	0.0	0.0	0.0	0.0	0	0	0
04/19/2019 15:00	0.0	0.0	0.0	0.0	0.0	0	0	0
04/19/2019 16:00	0.0	0.0	0.0	0.0	0.0	0	0	0
04/19/2019 17:00	0.0	0.0	0.0	0.0	0.0	0	0	0
04/19/2019 18:00	0.0	0.0	0.0	0.0	0.0	0	0	0
04/19/2019 19:00	0.0	0.0	0.0	0.0	0.0	0	0	0
04/19/2019 20:00	0.0	0.0	0.0	0.0	0.0	0	0	0
04/19/2019 21:00	0.0	0.0	0.0	0.0	0.0	0	0	0
04/19/2019 22:00	0.0	0.0	0.0	0.0	0.0	0	0	0
04/19/2019 23:00	0.0	0.0	0.0	0.0	0.0	0	0	0
Average/Sum#:	0.0	0.0	0.0	0.0	0.0	0 #	0 #	0 #
Minimum:	0.0	0.0	0.0	0.0	0.0	0	0	0
Maximum:	0.0	0.0	0.0	0.0	0.0	0	0	0
%SI	100.00	100.00	100.00	100.00	100.00	0.00	0.00	0.00

# Daily Summary Report

## CT1 - VOC



From: 04/01/2019 00:00 To: 06/30/2019 23:59 Facility Name: COLUSA GENERATING STATION  
 Generated: 07/03/2019 08:18 Location: Maxwell, CA

Red = Invalid or Excluded Data | Green = Edited Status | Blue = Edited Value | \* = Excess Emission

Const. Value/Limit Tag:

	Unit CT1 VOC, Ppm 1 Hour(s)	Unit CT1 O2, Dry, Pct 1 Hour(s)	Unit CT1 HI, MBtuPerHr 1 Hour(s)	> Limit Unit CT1 VOC, Ppmvdc 1 Hour(s)	> Limit Unit CT1 VOC, LbPerHr 1 Hour(s)	Unit CT1 UnitOn, TF 1 Hour(s)	Unit CT1 NormalOp, TF 1 Hour(s)	Unit CT1 DBOn, TF 1 Hour(s)
04/20/2019 00:00	0.0	0.0	0.0	0.0	0.0	0	0	0
04/20/2019 01:00	0.0	0.0	0.0	0.0	0.0	0	0	0
04/20/2019 02:00	0.0	0.0	0.0	0.0	0.0	0	0	0
04/20/2019 03:00	0.0	0.0	0.0	0.0	0.0	0	0	0
04/20/2019 04:00	0.0	0.0	0.0	0.0	0.0	0	0	0
04/20/2019 05:00	0.0	0.0	0.0	0.0	0.0	0	0	0
04/20/2019 06:00	0.0	0.0	0.0	0.0	0.0	0	0	0
04/20/2019 07:00	0.0	0.0	0.0	0.0	0.0	0	0	0
04/20/2019 08:00	0.0	0.0	0.0	0.0	0.0	0	0	0
04/20/2019 09:00	0.0	0.0	0.0	0.0	0.0	0	0	0
04/20/2019 10:00	0.0	0.0	0.0	0.0	0.0	0	0	0
04/20/2019 11:00	0.0	0.0	0.0	0.0	0.0	0	0	0
04/20/2019 12:00	0.0	0.0	0.0	0.0	0.0	0	0	0
04/20/2019 13:00	0.0	0.0	0.0	0.0	0.0	0	0	0
04/20/2019 14:00	0.0	0.0	0.0	0.0	0.0	0	0	0
04/20/2019 15:00	0.0	0.0	0.0	0.0	0.0	0	0	0
04/20/2019 16:00	0.0	0.0	0.0	0.0	0.0	0	0	0
04/20/2019 17:00	0.0	0.0	0.0	0.0	0.0	0	0	0
04/20/2019 18:00	0.0	0.0	0.0	0.0	0.0	0	0	0
04/20/2019 19:00	0.0	0.0	0.0	0.0	0.0	0	0	0
04/20/2019 20:00	0.0	0.0	0.0	0.0	0.0	0	0	0
04/20/2019 21:00	0.0	0.0	0.0	0.0	0.0	0	0	0
04/20/2019 22:00	0.0	0.0	0.0	0.0	0.0	0	0	0
04/20/2019 23:00	0.0	0.0	0.0	0.0	0.0	0	0	0
Average/Sum#:	0.0	0.0	0.0	0.0	0.0	0 #	0 #	0 #
Minimum:	0.0	0.0	0.0	0.0	0.0	0	0	0
Maximum:	0.0	0.0	0.0	0.0	0.0	0	0	0
%SI	100.00	100.00	100.00	100.00	100.00	0.00	0.00	0.00

# Daily Summary Report

## CT1 - VOC



From: 04/01/2019 00:00 To: 06/30/2019 23:59 Facility Name: COLUSA GENERATING STATION  
 Generated: 07/03/2019 08:18 Location: Maxwell, CA

Red = Invalid or Excluded Data | Green = Edited Status | Blue = Edited Value | \* = Excess Emission

Const. Value/Limit Tag:

	Unit CT1 VOC, Ppm 1 Hour(s)	Unit CT1 O2, Dry, Pct 1 Hour(s)	Unit CT1 HI, MBtuPerHr 1 Hour(s)	> Limit Unit CT1 VOC, Ppmvdc 1 Hour(s)	> Limit Unit CT1 VOC, LbPerHr 1 Hour(s)	Unit CT1 UnitOn, TF 1 Hour(s)	Unit CT1 NormalOp, TF 1 Hour(s)	Unit CT1 DBOn, TF 1 Hour(s)
04/21/2019 00:00	0.0	0.0	0.0	0.0	0.0	0	0	0
04/21/2019 01:00	0.0	0.0	0.0	0.0	0.0	0	0	0
04/21/2019 02:00	0.0	0.0	0.0	0.0	0.0	0	0	0
04/21/2019 03:00	0.0	0.0	0.0	0.0	0.0	0	0	0
04/21/2019 04:00	0.0	0.0	0.0	0.0	0.0	0	0	0
04/21/2019 05:00	0.0	0.0	0.0	0.0	0.0	0	0	0
04/21/2019 06:00	0.0	0.0	0.0	0.0	0.0	0	0	0
04/21/2019 07:00	0.0	0.0	0.0	0.0	0.0	0	0	0
04/21/2019 08:00	0.0	0.0	0.0	0.0	0.0	0	0	0
04/21/2019 09:00	0.0	0.0	0.0	0.0	0.0	0	0	0
04/21/2019 10:00	0.0	0.0	0.0	0.0	0.0	0	0	0
04/21/2019 11:00	0.0	0.0	0.0	0.0	0.0	0	0	0
04/21/2019 12:00	0.0	0.0	0.0	0.0	0.0	0	0	0
04/21/2019 13:00	0.0	0.0	0.0	0.0	0.0	0	0	0
04/21/2019 14:00	0.0	0.0	0.0	0.0	0.0	0	0	0
04/21/2019 15:00	0.0	0.0	0.0	0.0	0.0	0	0	0
04/21/2019 16:00	0.0	0.0	0.0	0.0	0.0	0	0	0
04/21/2019 17:00	0.0	0.0	0.0	0.0	0.0	0	0	0
04/21/2019 18:00	0.0	0.0	0.0	0.0	0.0	0	0	0
04/21/2019 19:00	0.0	0.0	0.0	0.0	0.0	0	0	0
04/21/2019 20:00	0.0	0.0	0.0	0.0	0.0	0	0	0
04/21/2019 21:00	0.0	0.0	0.0	0.0	0.0	0	0	0
04/21/2019 22:00	0.0	0.0	0.0	0.0	0.0	0	0	0
04/21/2019 23:00	0.0	0.0	0.0	0.0	0.0	0	0	0
Average/Sum#:	0.0	0.0	0.0	0.0	0.0	0 #	0 #	0 #
Minimum:	0.0	0.0	0.0	0.0	0.0	0	0	0
Maximum:	0.0	0.0	0.0	0.0	0.0	0	0	0
%SI	100.00	100.00	100.00	100.00	100.00	0.00	0.00	0.00

# Daily Summary Report

## CT1 - VOC



From: 04/01/2019 00:00 To: 06/30/2019 23:59 Facility Name: COLUSA GENERATING STATION  
 Generated: 07/03/2019 08:18 Location: Maxwell, CA

Red = Invalid or Excluded Data | Green = Edited Status | Blue = Edited Value | \* = Excess Emission

Const. Value/Limit Tag:

	Unit CT1 VOC, Ppm 1 Hour(s)	Unit CT1 O2, Dry, Pct 1 Hour(s)	Unit CT1 HI, MBtuPerHr 1 Hour(s)	> Limit Unit CT1 VOC, Ppmvdc 1 Hour(s)	> Limit Unit CT1 VOC, LbPerHr 1 Hour(s)	Unit CT1 UnitOn, TF 1 Hour(s)	Unit CT1 NormalOp, TF 1 Hour(s)	Unit CT1 DBOn, TF 1 Hour(s)
04/22/2019 00:00	0.0	0.0	0.0	0.0	0.0	0	0	0
04/22/2019 01:00	0.0	0.0	0.0	0.0	0.0	0	0	0
04/22/2019 02:00	0.0	0.0	0.0	0.0	0.0	0	0	0
04/22/2019 03:00	0.0	0.0	0.0	0.0	0.0	0	0	0
04/22/2019 04:00	0.0	0.0	0.0	0.0	0.0	0	0	0
04/22/2019 05:00	0.0	0.0	0.0	0.0	0.0	0	0	0
04/22/2019 06:00	0.0	0.0	0.0	0.0	0.0	0	0	0
04/22/2019 07:00	0.0	0.0	0.0	0.0	0.0	0	0	0
04/22/2019 08:00	0.0	0.0	0.0	0.0	0.0	0	0	0
04/22/2019 09:00	0.0	0.0	0.0	0.0	0.0	0	0	0
04/22/2019 10:00	0.0	0.0	0.0	0.0	0.0	0	0	0
04/22/2019 11:00	0.0	0.0	0.0	0.0	0.0	0	0	0
04/22/2019 12:00	0.0	0.0	0.0	0.0	0.0	0	0	0
04/22/2019 13:00	0.0	0.0	0.0	0.0	0.0	0	0	0
04/22/2019 14:00	0.0	0.0	0.0	0.0	0.0	0	0	0
04/22/2019 15:00	0.0	0.0	0.0	0.0	0.0	0	0	0
04/22/2019 16:00	0.0	0.0	0.0	0.0	0.0	0	0	0
04/22/2019 17:00	0.0	0.0	0.0	0.0	0.0	0	0	0
04/22/2019 18:00	0.0	0.0	0.0	0.0	0.0	0	0	0
04/22/2019 19:00	0.0	0.0	0.0	0.0	0.0	0	0	0
04/22/2019 20:00	0.0	0.0	0.0	0.0	0.0	0	0	0
04/22/2019 21:00	0.0	0.0	0.0	0.0	0.0	0	0	0
04/22/2019 22:00	0.0	0.0	0.0	0.0	0.0	0	0	0
04/22/2019 23:00	0.0	0.0	0.0	0.0	0.0	0	0	0
Average/Sum#:	0.0	0.0	0.0	0.0	0.0	0 #	0 #	0 #
Minimum:	0.0	0.0	0.0	0.0	0.0	0	0	0
Maximum:	0.0	0.0	0.0	0.0	0.0	0	0	0
%SI	100.00	100.00	100.00	100.00	100.00	0.00	0.00	0.00

# Daily Summary Report

## CT1 - VOC



From: 04/01/2019 00:00 To: 06/30/2019 23:59 Facility Name: COLUSA GENERATING STATION  
 Generated: 07/03/2019 08:18 Location: Maxwell, CA

Red = Invalid or Excluded Data | Green = Edited Status | Blue = Edited Value | \* = Excess Emission

Const. Value/Limit Tag:

	Unit CT1 VOC, Ppm 1 Hour(s)	Unit CT1 O2, Dry, Pct 1 Hour(s)	Unit CT1 HI, MBtuPerHr 1 Hour(s)	> Limit Unit CT1 VOC, Ppmvdc 1 Hour(s)	> Limit Unit CT1 VOC, LbPerHr 1 Hour(s)	Unit CT1 UnitOn, TF 1 Hour(s)	Unit CT1 NormalOp, TF 1 Hour(s)	Unit CT1 DBOn, TF 1 Hour(s)
04/23/2019 00:00	0.0	0.0	0.0	0.0	0.0	0	0	0
04/23/2019 01:00	0.0	0.0	0.0	0.0	0.0	0	0	0
04/23/2019 02:00	0.0	0.0	0.0	0.0	0.0	0	0	0
04/23/2019 03:00	0.0	0.0	0.0	0.0	0.0	0	0	0
04/23/2019 04:00	0.0	17.6	461.5	0.0	0.3	1	0	0
04/23/2019 05:00	0.0	15.7	739.1	0.0	0.5	1	0	0
04/23/2019 06:00	0.0	14.0	1,352.3	0.0	0.9	1	0	0
04/23/2019 07:00	0.4	13.9	1,411.6	0.4	1.0	1	1	0
04/23/2019 08:00	0.4	13.9	1,421.7	0.4	1.0	1	1	0
04/23/2019 09:00	0.4	13.9	1,421.8	0.4	1.0	1	1	0
04/23/2019 10:00	0.4	13.9	1,441.4	0.4	1.0	1	1	0
04/23/2019 11:00	0.4	13.9	1,435.5	0.4	1.0	1	1	0
04/23/2019 12:00	0.4	13.9	1,589.3	0.4	1.1	1	1	0
04/23/2019 13:00	-0.1	13.5	1,730.0	0.1	1.2	1	1	1
04/23/2019 14:00	-0.7	12.4	1,996.6	-0.2	1.4	1	1	1
04/23/2019 15:00	-0.4	12.8	1,825.4	-0.1	1.3	1	1	1
04/23/2019 16:00	0.4	13.9	1,326.2	0.4	0.9	1	1	0
04/23/2019 17:00	0.4	13.9	1,437.7	0.4	1.0	1	1	0
04/23/2019 18:00	-0.1	13.5	1,725.9	0.1	1.2	1	1	1
04/23/2019 19:00	-0.5	12.7	1,909.3	-0.2	1.3	1	1	1
04/23/2019 20:00	0.4	13.9	1,429.7	0.4	1.0	1	1	0
04/23/2019 21:00	0.4	14.0	1,277.0	0.4	0.9	1	1	0
04/23/2019 22:00	0.0	15.0	899.2	0.0	0.6	1	0	0
04/23/2019 23:00	0.0	0.0	0.0	0.0	0.0	0	0	0
<b>Average/Sum#:</b>	0.1	14.0	1,412.2	0.2	1.0	19 #	15 #	5 #
<b>Minimum:</b>	-0.7	12.4	461.5	-0.2	0.3	0	0	0
<b>Maximum:</b>	0.4	17.6	1,996.6	0.4	1.4	1	1	1
<b>%SI</b>	20.83	20.83	20.83	20.83	20.83	0.00	0.00	0.00

# Daily Summary Report

## CT1 - VOC



From: 04/01/2019 00:00 To: 06/30/2019 23:59 Facility Name: COLUSA GENERATING STATION  
 Generated: 07/03/2019 08:18 Location: Maxwell, CA

Red = Invalid or Excluded Data | Green = Edited Status | Blue = Edited Value | \* = Excess Emission

Const. Value/Limit Tag:

	Unit CT1 VOC, Ppm 1 Hour(s)	Unit CT1 O2, Dry, Pct 1 Hour(s)	Unit CT1 HI, MBtuPerHr 1 Hour(s)	> Limit Unit CT1 VOC, Ppmvdc 1 Hour(s)	> Limit Unit CT1 VOC, LbPerHr 1 Hour(s)	Unit CT1 UnitOn, TF 1 Hour(s)	Unit CT1 NormalOp, TF 1 Hour(s)	Unit CT1 DBOn, TF 1 Hour(s)
04/24/2019 00:00	0.0	0.0	0.0	0.0	0.0	0	0	0
04/24/2019 01:00	0.0	0.0	0.0	0.0	0.0	0	0	0
04/24/2019 02:00	0.0	0.0	0.0	0.0	0.0	0	0	0
04/24/2019 03:00	0.0	0.0	0.0	0.0	0.0	0	0	0
04/24/2019 04:00	0.0	0.0	0.0	0.0	0.0	0	0	0
04/24/2019 05:00	0.0	0.0	0.0	0.0	0.0	0	0	0
04/24/2019 06:00	0.0	0.0	0.0	0.0	0.0	0	0	0
04/24/2019 07:00	0.0	0.0	0.0	0.0	0.0	0	0	0
04/24/2019 08:00	0.0	0.0	0.0	0.0	0.0	0	0	0
04/24/2019 09:00	0.0	0.0	0.0	0.0	0.0	0	0	0
04/24/2019 10:00	0.0	0.0	0.0	0.0	0.0	0	0	0
04/24/2019 11:00	0.0	0.0	0.0	0.0	0.0	0	0	0
04/24/2019 12:00	0.0	0.0	0.0	0.0	0.0	0	0	0
04/24/2019 13:00	0.0	0.0	0.0	0.0	0.0	0	0	0
04/24/2019 14:00	0.0	18.7	314.2	0.0	0.2	1	0	0
04/24/2019 15:00	0.0	15.6	813.6	0.0	0.6	1	0	0
04/24/2019 16:00	0.4	14.0	1,330.5	0.4	0.9	1	1	0
04/24/2019 17:00	-0.1	13.4	1,732.3	0.1	1.2	1	1	1
04/24/2019 18:00	-0.5	12.8	1,905.1	-0.2	1.3	1	1	1
04/24/2019 19:00	-0.7	12.3	2,000.0	-0.2	1.4	1	1	1
04/24/2019 20:00	-0.5	12.0	2,073.4	-0.1	1.5	1	1	1
04/24/2019 21:00	0.0	13.5	1,461.5	0.0	1.0	1	0	1
04/24/2019 22:00	0.0	0.0	0.0	0.0	0.0	0	0	0
04/24/2019 23:00	0.0	0.0	0.0	0.0	0.0	0	0	0
<b>Average/Sum#:</b>	-0.2	14.0	1,453.8	0.0	1.0	8 #	5 #	5 #
<b>Minimum:</b>	-0.7	12.0	314.2	-0.2	0.2	0	0	0
<b>Maximum:</b>	0.4	18.7	2,073.4	0.4	1.5	1	1	1
<b>%SI</b>	66.67	66.67	66.67	66.67	66.67	0.00	0.00	0.00

# Daily Summary Report

## CT1 - VOC



From: 04/01/2019 00:00 To: 06/30/2019 23:59 Facility Name: COLUSA GENERATING STATION  
 Generated: 07/03/2019 08:18 Location: Maxwell, CA

Red = Invalid or Excluded Data | Green = Edited Status | Blue = Edited Value | \* = Excess Emission

Const. Value/Limit Tag:

	Unit CT1 VOC, Ppm 1 Hour(s)	Unit CT1 O2, Dry, Pct 1 Hour(s)	Unit CT1 HI, MBtuPerHr 1 Hour(s)	> Limit Unit CT1 VOC, Ppmvdc 1 Hour(s)	> Limit Unit CT1 VOC, LbPerHr 1 Hour(s)	Unit CT1 UnitOn, TF 1 Hour(s)	Unit CT1 NormalOp, TF 1 Hour(s)	Unit CT1 DBOn, TF 1 Hour(s)
04/25/2019 00:00	0.0	0.0	0.0	0.0	0.0	0	0	0
04/25/2019 01:00	0.0	0.0	0.0	0.0	0.0	0	0	0
04/25/2019 02:00	0.0	0.0	0.0	0.0	0.0	0	0	0
04/25/2019 03:00	0.0	0.0	0.0	0.0	0.0	0	0	0
04/25/2019 04:00	0.0	0.0	0.0	0.0	0.0	0	0	0
04/25/2019 05:00	0.0	0.0	0.0	0.0	0.0	0	0	0
04/25/2019 06:00	0.0	0.0	0.0	0.0	0.0	0	0	0
04/25/2019 07:00	0.0	0.0	0.0	0.0	0.0	0	0	0
04/25/2019 08:00	0.0	0.0	0.0	0.0	0.0	0	0	0
04/25/2019 09:00	0.0	0.0	0.0	0.0	0.0	0	0	0
04/25/2019 10:00	0.0	0.0	0.0	0.0	0.0	0	0	0
04/25/2019 11:00	0.0	0.0	0.0	0.0	0.0	0	0	0
04/25/2019 12:00	0.0	0.0	0.0	0.0	0.0	0	0	0
04/25/2019 13:00	0.0	18.7	322.9	0.0	0.2	1	0	0
04/25/2019 14:00	0.0	15.7	824.4	0.0	0.6	1	0	0
04/25/2019 15:00	0.5	13.8	1,525.3	0.5	1.1	1	1	0
04/25/2019 16:00	0.2	13.4	1,712.0	0.4	1.2	1	1	1
04/25/2019 17:00	-0.4	12.6	1,927.0	-0.1	1.3	1	1	1
04/25/2019 18:00	-0.4	12.0	2,059.5	-0.1	1.4	1	1	1
04/25/2019 19:00	-0.4	12.1	2,048.8	-0.1	1.4	1	1	1
04/25/2019 20:00	-0.4	12.2	2,074.5	-0.1	1.5	1	1	1
04/25/2019 21:00	-0.4	12.3	2,063.8	-0.1	1.4	1	1	1
04/25/2019 22:00	0.0	14.1	1,243.7	0.0	0.9	1	0	1
04/25/2019 23:00	0.0	0.0	0.0	0.0	0.0	0	0	0
<b>Average/Sum#:</b>	-0.1	13.7	1,580.2	0.0	1.1	10 #	7 #	7 #
<b>Minimum:</b>	-0.4	12.0	322.9	-0.1	0.2	0	0	0
<b>Maximum:</b>	0.5	18.7	2,074.5	0.5	1.5	1	1	1
<b>%SI</b>	58.33	58.33	58.33	58.33	58.33	0.00	0.00	0.00



# Daily Summary Report

## CT1 - VOC



From: 04/01/2019 00:00 To: 06/30/2019 23:59 Facility Name: COLUSA GENERATING STATION  
 Generated: 07/03/2019 08:18 Location: Maxwell, CA

Red = Invalid or Excluded Data | Green = Edited Status | Blue = Edited Value | \* = Excess Emission

Const. Value/Limit Tag:

	Unit CT1 VOC, Ppm 1 Hour(s)	Unit CT1 O2, Dry, Pct 1 Hour(s)	Unit CT1 HI, MBtuPerHr 1 Hour(s)	> Limit Unit CT1 VOC, Ppmvdc 1 Hour(s)	> Limit Unit CT1 VOC, LbPerHr 1 Hour(s)	Unit CT1 UnitOn, TF 1 Hour(s)	Unit CT1 NormalOp, TF 1 Hour(s)	Unit CT1 DBOn, TF 1 Hour(s)
04/26/2019 00:00	0.0	0.0	0.0	0.0	0.0	0	0	0
04/26/2019 01:00	0.0	0.0	0.0	0.0	0.0	0	0	0
04/26/2019 02:00	0.0	0.0	0.0	0.0	0.0	0	0	0
04/26/2019 03:00	0.0	0.0	0.0	0.0	0.0	0	0	0
04/26/2019 04:00	0.0	0.0	0.0	0.0	0.0	0	0	0
04/26/2019 05:00	0.0	0.0	0.0	0.0	0.0	0	0	0
04/26/2019 06:00	0.0	0.0	0.0	0.0	0.0	0	0	0
04/26/2019 07:00	0.0	0.0	0.0	0.0	0.0	0	0	0
04/26/2019 08:00	0.0	0.0	0.0	0.0	0.0	0	0	0
04/26/2019 09:00	0.0	0.0	0.0	0.0	0.0	0	0	0
04/26/2019 10:00	0.0	0.0	0.0	0.0	0.0	0	0	0
04/26/2019 11:00	0.0	0.0	0.0	0.0	0.0	0	0	0
04/26/2019 12:00	0.0	0.0	0.0	0.0	0.0	0	0	0
04/26/2019 13:00	0.0	0.0	0.0	0.0	0.0	0	0	0
04/26/2019 14:00	0.0	17.6	466.1	0.0	0.3	1	0	0
04/26/2019 15:00	0.0	15.6	892.6	0.0	0.6	1	0	0
04/26/2019 16:00	0.5	13.9	1,669.1	0.5	1.2	1	1	0
04/26/2019 17:00	0.5	13.9	1,509.9	0.5	1.1	1	1	1
04/26/2019 18:00	-0.4	13.0	1,894.6	-0.1	1.3	1	1	1
04/26/2019 19:00	-0.4	12.4	2,047.0	-0.1	1.4	1	1	1
04/26/2019 20:00	-0.4	12.3	2,061.1	-0.1	1.4	1	1	1
04/26/2019 21:00	-0.4	12.5	2,020.3	-0.1	1.4	1	1	1
04/26/2019 22:00	-0.4	12.8	1,949.7	-0.1	1.4	1	1	1
04/26/2019 23:00	-0.2	13.0	1,906.0	0.1	1.3	1	1	1
<b>Average/Sum#:</b>	-0.1	13.7	1,641.6	0.1	1.1	10 #	8 #	7 #
<b>Minimum:</b>	-0.4	12.3	466.1	-0.1	0.3	0	0	0
<b>Maximum:</b>	0.5	17.6	2,061.1	0.5	1.4	1	1	1
<b>%SI</b>	58.33	58.33	58.33	58.33	58.33	0.00	0.00	0.00

# Daily Summary Report

## CT1 - VOC



From: 04/01/2019 00:00 To: 06/30/2019 23:59 Facility Name: COLUSA GENERATING STATION  
 Generated: 07/03/2019 08:18 Location: Maxwell, CA

Red = Invalid or Excluded Data | Green = Edited Status | Blue = Edited Value | \* = Excess Emission

Const. Value/Limit Tag:

	Unit CT1 VOC, Ppm 1 Hour(s)	Unit CT1 O2, Dry, Pct 1 Hour(s)	Unit CT1 HI, MBtuPerHr 1 Hour(s)	> Limit Unit CT1 VOC, Ppmvdc 1 Hour(s)	> Limit Unit CT1 VOC, LbPerHr 1 Hour(s)	Unit CT1 UnitOn, TF 1 Hour(s)	Unit CT1 NormalOp, TF 1 Hour(s)	Unit CT1 DBOn, TF 1 Hour(s)
04/27/2019 00:00	0.5	13.8	1,536.7	0.5	1.1	1	1	0
04/27/2019 01:00	0.5	14.0	1,440.6	0.5	1.0	1	1	0
04/27/2019 02:00	0.5	14.0	1,443.4	0.5	1.0	1	1	0
04/27/2019 03:00	0.5	14.0	1,444.9	0.5	1.0	1	1	0
04/27/2019 04:00	0.4	13.9	1,585.4	0.4	1.1	1	1	0
04/27/2019 05:00	0.5	14.0	1,268.9	0.5	0.9	1	1	0
04/27/2019 06:00	0.0	16.4	403.5	0.0	0.3	1	0	0
04/27/2019 07:00	0.0	0.0	0.0	0.0	0.0	0	0	0
04/27/2019 08:00	0.0	0.0	0.0	0.0	0.0	0	0	0
04/27/2019 09:00	0.0	0.0	0.0	0.0	0.0	0	0	0
04/27/2019 10:00	0.0	0.0	0.0	0.0	0.0	0	0	0
04/27/2019 11:00	0.0	0.0	0.0	0.0	0.0	0	0	0
04/27/2019 12:00	0.0	0.0	0.0	0.0	0.0	0	0	0
04/27/2019 13:00	0.0	0.0	0.0	0.0	0.0	0	0	0
04/27/2019 14:00	0.0	0.0	0.0	0.0	0.0	0	0	0
04/27/2019 15:00	0.0	0.0	0.0	0.0	0.0	0	0	0
04/27/2019 16:00	0.0	0.0	0.0	0.0	0.0	0	0	0
04/27/2019 17:00	0.0	0.0	0.0	0.0	0.0	0	0	0
04/27/2019 18:00	0.0	0.0	0.0	0.0	0.0	0	0	0
04/27/2019 19:00	0.0	0.0	0.0	0.0	0.0	0	0	0
04/27/2019 20:00	0.0	0.0	0.0	0.0	0.0	0	0	0
04/27/2019 21:00	0.0	0.0	0.0	0.0	0.0	0	0	0
04/27/2019 22:00	0.0	0.0	0.0	0.0	0.0	0	0	0
04/27/2019 23:00	0.0	0.0	0.0	0.0	0.0	0	0	0
<b>Average/Sum#:</b>	0.4	14.3	1,303.3	0.4	0.9	7 #	6 #	0 #
<b>Minimum:</b>	0.0	13.8	403.5	0.0	0.3	0	0	0
<b>Maximum:</b>	0.5	16.4	1,585.4	0.5	1.1	1	1	0
<b>%SI</b>	70.83	70.83	70.83	70.83	70.83	0.00	0.00	0.00

# Daily Summary Report

## CT1 - VOC



From: 04/01/2019 00:00 To: 06/30/2019 23:59 Facility Name: COLUSA GENERATING STATION  
 Generated: 07/03/2019 08:18 Location: Maxwell, CA

Red = Invalid or Excluded Data | Green = Edited Status | Blue = Edited Value | \* = Excess Emission

Const. Value/Limit Tag:

	Unit CT1 VOC, Ppm 1 Hour(s)	Unit CT1 O2, Dry, Pct 1 Hour(s)	Unit CT1 HI, MBtuPerHr 1 Hour(s)	> Limit Unit CT1 VOC, Ppmvdc 1 Hour(s)	> Limit Unit CT1 VOC, LbPerHr 1 Hour(s)	Unit CT1 UnitOn, TF 1 Hour(s)	Unit CT1 NormalOp, TF 1 Hour(s)	Unit CT1 DBOn, TF 1 Hour(s)
04/28/2019 00:00	0.0	0.0	0.0	0.0	0.0	0	0	0
04/28/2019 01:00	0.0	0.0	0.0	0.0	0.0	0	0	0
04/28/2019 02:00	0.0	0.0	0.0	0.0	0.0	0	0	0
04/28/2019 03:00	0.0	0.0	0.0	0.0	0.0	0	0	0
04/28/2019 04:00	0.0	0.0	0.0	0.0	0.0	0	0	0
04/28/2019 05:00	0.0	0.0	0.0	0.0	0.0	0	0	0
04/28/2019 06:00	0.0	0.0	0.0	0.0	0.0	0	0	0
04/28/2019 07:00	0.0	0.0	0.0	0.0	0.0	0	0	0
04/28/2019 08:00	0.0	0.0	0.0	0.0	0.0	0	0	0
04/28/2019 09:00	0.0	0.0	0.0	0.0	0.0	0	0	0
04/28/2019 10:00	0.0	0.0	0.0	0.0	0.0	0	0	0
04/28/2019 11:00	0.0	0.0	0.0	0.0	0.0	0	0	0
04/28/2019 12:00	0.0	0.0	0.0	0.0	0.0	0	0	0
04/28/2019 13:00	0.0	0.0	0.0	0.0	0.0	0	0	0
04/28/2019 14:00	0.0	0.0	0.0	0.0	0.0	0	0	0
04/28/2019 15:00	0.0	21.0	144.0	0.0	0.1	1	0	0
04/28/2019 16:00	0.0	16.7	578.8	0.0	0.4	1	0	0
04/28/2019 17:00	0.0	13.8	1,662.3	0.0	1.2	1	0	1
04/28/2019 18:00	-0.5	12.4	2,027.1	-0.2	1.4	1	1	1
04/28/2019 19:00	-0.4	12.5	2,013.0	-0.1	1.4	1	1	1
04/28/2019 20:00	0.1	13.5	1,517.1	0.2	1.1	1	1	1
04/28/2019 21:00	0.0	14.7	1,025.1	0.0	0.7	1	0	0
04/28/2019 22:00	0.0	0.0	0.0	0.0	0.0	0	0	0
04/28/2019 23:00	0.0	0.0	0.0	0.0	0.0	0	0	0
<b>Average/Sum#:</b>	-0.1	14.9	1,281.1	0.0	0.9	7 #	3 #	4 #
<b>Minimum:</b>	-0.5	12.4	144.0	-0.2	0.1	0	0	0
<b>Maximum:</b>	0.1	21.0	2,027.1	0.2	1.4	1	1	1
<b>%SI</b>	70.83	70.83	70.83	70.83	70.83	0.00	0.00	0.00

# Daily Summary Report

## CT1 - VOC



From: 04/01/2019 00:00 To: 06/30/2019 23:59 Facility Name: COLUSA GENERATING STATION  
 Generated: 07/03/2019 08:18 Location: Maxwell, CA

Red = Invalid or Excluded Data | Green = Edited Status | Blue = Edited Value | \* = Excess Emission

Const. Value/Limit Tag:

	Unit CT1 VOC, Ppm 1 Hour(s)	Unit CT1 O2, Dry, Pct 1 Hour(s)	Unit CT1 HI, MBtuPerHr 1 Hour(s)	> Limit Unit CT1 VOC, Ppmvdc 1 Hour(s)	> Limit Unit CT1 VOC, LbPerHr 1 Hour(s)	Unit CT1 UnitOn, TF 1 Hour(s)	Unit CT1 NormalOp, TF 1 Hour(s)	Unit CT1 DBOn, TF 1 Hour(s)
04/29/2019 00:00	0.0	0.0	0.0	0.0	0.0	0	0	0
04/29/2019 01:00	0.0	0.0	0.0	0.0	0.0	0	0	0
04/29/2019 02:00	0.0	0.0	0.0	0.0	0.0	0	0	0
04/29/2019 03:00	0.0	0.0	0.0	0.0	0.0	0	0	0
04/29/2019 04:00	0.0	0.0	0.0	0.0	0.0	0	0	0
04/29/2019 05:00	0.0	0.0	0.0	0.0	0.0	0	0	0
04/29/2019 06:00	0.0	0.0	0.0	0.0	0.0	0	0	0
04/29/2019 07:00	0.0	0.0	0.0	0.0	0.0	0	0	0
04/29/2019 08:00	0.0	0.0	0.0	0.0	0.0	0	0	0
04/29/2019 09:00	0.0	0.0	0.0	0.0	0.0	0	0	0
04/29/2019 10:00	0.0	0.0	0.0	0.0	0.0	0	0	0
04/29/2019 11:00	0.0	0.0	0.0	0.0	0.0	0	0	0
04/29/2019 12:00	0.0	0.0	0.0	0.0	0.0	0	0	0
04/29/2019 13:00	0.0	0.0	0.0	0.0	0.0	0	0	0
04/29/2019 14:00	0.0	0.0	0.0	0.0	0.0	0	0	0
04/29/2019 15:00	0.0	0.0	0.0	0.0	0.0	0	0	0
04/29/2019 16:00	0.0	0.0	0.0	0.0	0.0	0	0	0
04/29/2019 17:00	0.0	0.0	0.0	0.0	0.0	0	0	0
04/29/2019 18:00	0.0	0.0	0.0	0.0	0.0	0	0	0
04/29/2019 19:00	0.0	0.0	0.0	0.0	0.0	0	0	0
04/29/2019 20:00	0.0	0.0	0.0	0.0	0.0	0	0	0
04/29/2019 21:00	0.0	0.0	0.0	0.0	0.0	0	0	0
04/29/2019 22:00	0.0	0.0	0.0	0.0	0.0	0	0	0
04/29/2019 23:00	0.0	0.0	0.0	0.0	0.0	0	0	0
<b>Average/Sum#:</b>	0.0	0.0	0.0	0.0	0.0	0 #	0 #	0 #
<b>Minimum:</b>	0.0	0.0	0.0	0.0	0.0	0	0	0
<b>Maximum:</b>	0.0	0.0	0.0	0.0	0.0	0	0	0
<b>%SI</b>	100.00	100.00	100.00	100.00	100.00	0.00	0.00	0.00

# Daily Summary Report

## CT1 - VOC



From: 04/01/2019 00:00 To: 06/30/2019 23:59 Facility Name: COLUSA GENERATING STATION  
 Generated: 07/03/2019 08:18 Location: Maxwell, CA

Red = Invalid or Excluded Data | Green = Edited Status | Blue = Edited Value | \* = Excess Emission

Const. Value/Limit Tag:

	Unit CT1 VOC, Ppm 1 Hour(s)	Unit CT1 O2, Dry, Pct 1 Hour(s)	Unit CT1 HI, MBtuPerHr 1 Hour(s)	> Limit Unit CT1 VOC, Ppmvdc 1 Hour(s)	> Limit Unit CT1 VOC, LbPerHr 1 Hour(s)	Unit CT1 UnitOn, TF 1 Hour(s)	Unit CT1 NormalOp, TF 1 Hour(s)	Unit CT1 DBOn, TF 1 Hour(s)
04/30/2019 00:00	0.0	0.0	0.0	0.0	0.0	0	0	0
04/30/2019 01:00	0.0	0.0	0.0	0.0	0.0	0	0	0
04/30/2019 02:00	0.0	0.0	0.0	0.0	0.0	0	0	0
04/30/2019 03:00	0.0	0.0	0.0	0.0	0.0	0	0	0
04/30/2019 04:00	0.0	0.0	0.0	0.0	0.0	0	0	0
04/30/2019 05:00	0.0	0.0	0.0	0.0	0.0	0	0	0
04/30/2019 06:00	0.0	0.0	0.0	0.0	0.0	0	0	0
04/30/2019 07:00	0.0	0.0	0.0	0.0	0.0	0	0	0
04/30/2019 08:00	0.0	0.0	0.0	0.0	0.0	0	0	0
04/30/2019 09:00	0.0	0.0	0.0	0.0	0.0	0	0	0
04/30/2019 10:00	0.0	0.0	0.0	0.0	0.0	0	0	0
04/30/2019 11:00	0.0	0.0	0.0	0.0	0.0	0	0	0
04/30/2019 12:00	0.0	0.0	0.0	0.0	0.0	0	0	0
04/30/2019 13:00	0.0	0.0	0.0	0.0	0.0	0	0	0
04/30/2019 14:00	0.0	0.0	0.0	0.0	0.0	0	0	0
04/30/2019 15:00	0.0	0.0	0.0	0.0	0.0	0	0	0
04/30/2019 16:00	0.0	0.0	0.0	0.0	0.0	0	0	0
04/30/2019 17:00	0.0	0.0	0.0	0.0	0.0	0	0	0
04/30/2019 18:00	0.0	0.0	0.0	0.0	0.0	0	0	0
04/30/2019 19:00	0.0	0.0	0.0	0.0	0.0	0	0	0
04/30/2019 20:00	0.0	0.0	0.0	0.0	0.0	0	0	0
04/30/2019 21:00	0.0	0.0	0.0	0.0	0.0	0	0	0
04/30/2019 22:00	0.0	0.0	0.0	0.0	0.0	0	0	0
04/30/2019 23:00	0.0	0.0	0.0	0.0	0.0	0	0	0
<b>Average/Sum#:</b>	0.0	0.0	0.0	0.0	0.0	0 #	0 #	0 #
<b>Minimum:</b>	0.0	0.0	0.0	0.0	0.0	0	0	0
<b>Maximum:</b>	0.0	0.0	0.0	0.0	0.0	0	0	0
<b>%SI</b>	100.00	100.00	100.00	100.00	100.00	0.00	0.00	0.00

# Daily Summary Report

## CT1 - VOC



From: 04/01/2019 00:00 To: 06/30/2019 23:59 Facility Name: COLUSA GENERATING STATION  
 Generated: 07/03/2019 08:18 Location: Maxwell, CA

Red = Invalid or Excluded Data | Green = Edited Status | Blue = Edited Value | \* = Excess Emission

Const. Value/Limit Tag:

	Unit CT1 VOC, Ppm 1 Hour(s)	Unit CT1 O2, Dry, Pct 1 Hour(s)	Unit CT1 HI, MBtuPerHr 1 Hour(s)	> Limit Unit CT1 VOC, Ppmvdc 1 Hour(s)	> Limit Unit CT1 VOC, LbPerHr 1 Hour(s)	Unit CT1 UnitOn, TF 1 Hour(s)	Unit CT1 NormalOp, TF 1 Hour(s)	Unit CT1 DBOn, TF 1 Hour(s)
05/01/2019 00:00	0.0	0.0	0.0	0.0	0.0	0	0	0
05/01/2019 01:00	0.0	0.0	0.0	0.0	0.0	0	0	1
05/01/2019 02:00	0.0	0.0	0.0	0.0	0.0	0	0	0
05/01/2019 03:00	0.0	0.0	0.0	0.0	0.0	0	0	0
05/01/2019 04:00	0.0	0.0	0.0	0.0	0.0	0	0	0
05/01/2019 05:00	0.0	0.0	0.0	0.0	0.0	0	0	0
05/01/2019 06:00	0.0	0.0	0.0	0.0	0.0	0	0	0
05/01/2019 07:00	0.0	0.0	0.0	0.0	0.0	0	0	0
05/01/2019 08:00	0.0	0.0	0.0	0.0	0.0	0	0	0
05/01/2019 09:00	0.0	0.0	0.0	0.0	0.0	0	0	0
05/01/2019 10:00	0.0	0.0	0.0	0.0	0.0	0	0	0
05/01/2019 11:00	0.0	0.0	0.0	0.0	0.0	0	0	0
05/01/2019 12:00	0.0	0.0	0.0	0.0	0.0	0	0	0
05/01/2019 13:00	0.0	0.0	0.0	0.0	0.0	0	0	0
05/01/2019 14:00	0.0	0.0	0.0	0.0	0.0	0	0	0
05/01/2019 15:00	0.0	0.0	0.0	0.0	0.0	0	0	0
05/01/2019 16:00	0.0	0.0	0.0	0.0	0.0	0	0	0
05/01/2019 17:00	0.0	0.0	0.0	0.0	0.0	0	0	0
05/01/2019 18:00	0.0	0.0	0.0	0.0	0.0	0	0	0
05/01/2019 19:00	0.0	0.0	0.0	0.0	0.0	0	0	0
05/01/2019 20:00	0.0	0.0	0.0	0.0	0.0	0	0	0
05/01/2019 21:00	0.0	0.0	0.0	0.0	0.0	0	0	0
05/01/2019 22:00	0.0	0.0	0.0	0.0	0.0	0	0	0
05/01/2019 23:00	0.0	0.0	0.0	0.0	0.0	0	0	0
<b>Average/Sum#:</b>	0.0	0.0	0.0	0.0	0.0	0 #	0 #	1 #
<b>Minimum:</b>	0.0	0.0	0.0	0.0	0.0	0	0	0
<b>Maximum:</b>	0.0	0.0	0.0	0.0	0.0	0	0	1
<b>%SI</b>	100.00	100.00	100.00	100.00	100.00	0.00	0.00	0.00

# Daily Summary Report

## CT1 - VOC



From: 04/01/2019 00:00 To: 06/30/2019 23:59 Facility Name: COLUSA GENERATING STATION  
 Generated: 07/03/2019 08:18 Location: Maxwell, CA

Red = Invalid or Excluded Data | Green = Edited Status | Blue = Edited Value | \* = Excess Emission

Const. Value/Limit Tag:

	Unit CT1 VOC, Ppm 1 Hour(s)	Unit CT1 O2, Dry, Pct 1 Hour(s)	Unit CT1 HI, MBtuPerHr 1 Hour(s)	> Limit Unit CT1 VOC, Ppmvdc 1 Hour(s)	> Limit Unit CT1 VOC, LbPerHr 1 Hour(s)	Unit CT1 UnitOn, TF 1 Hour(s)	Unit CT1 NormalOp, TF 1 Hour(s)	Unit CT1 DBOn, TF 1 Hour(s)
05/02/2019 00:00	0.0	0.0	0.0	0.0	0.0	0	0	0
05/02/2019 01:00	0.0	0.0	0.0	0.0	0.0	0	0	0
05/02/2019 02:00	0.0	0.0	0.0	0.0	0.0	0	0	0
05/02/2019 03:00	0.0	0.0	0.0	0.0	0.0	0	0	0
05/02/2019 04:00	0.0	0.0	0.0	0.0	0.0	0	0	0
05/02/2019 05:00	0.0	0.0	0.0	0.0	0.0	0	0	0
05/02/2019 06:00	0.0	0.0	0.0	0.0	0.0	0	0	0
05/02/2019 07:00	0.0	0.0	0.0	0.0	0.0	0	0	0
05/02/2019 08:00	0.0	0.0	0.0	0.0	0.0	0	0	0
05/02/2019 09:00	0.0	0.0	0.0	0.0	0.0	0	0	0
05/02/2019 10:00	0.0	0.0	0.0	0.0	0.0	0	0	0
05/02/2019 11:00	0.0	0.0	0.0	0.0	0.0	0	0	0
05/02/2019 12:00	0.0	0.0	0.0	0.0	0.0	0	0	0
05/02/2019 13:00	0.0	0.0	0.0	0.0	0.0	0	0	0
05/02/2019 14:00	0.0	0.0	0.0	0.0	0.0	0	0	0
05/02/2019 15:00	0.0	0.0	0.0	0.0	0.0	0	0	0
05/02/2019 16:00	0.0	0.0	0.0	0.0	0.0	0	0	0
05/02/2019 17:00	0.0	0.0	0.0	0.0	0.0	0	0	0
05/02/2019 18:00	0.0	0.0	0.0	0.0	0.0	0	0	0
05/02/2019 19:00	0.0	0.0	0.0	0.0	0.0	0	0	0
05/02/2019 20:00	0.0	0.0	0.0	0.0	0.0	0	0	0
05/02/2019 21:00	0.0	0.0	0.0	0.0	0.0	0	0	0
05/02/2019 22:00	0.0	0.0	0.0	0.0	0.0	0	0	0
05/02/2019 23:00	0.0	0.0	0.0	0.0	0.0	0	0	0
<b>Average/Sum#:</b>	0.0	0.0	0.0	0.0	0.0	0 #	0 #	0 #
<b>Minimum:</b>	0.0	0.0	0.0	0.0	0.0	0	0	0
<b>Maximum:</b>	0.0	0.0	0.0	0.0	0.0	0	0	0
<b>%SI</b>	100.00	100.00	100.00	100.00	100.00	0.00	0.00	0.00

# Daily Summary Report

## CT1 - VOC



From: 04/01/2019 00:00 To: 06/30/2019 23:59 Facility Name: COLUSA GENERATING STATION  
 Generated: 07/03/2019 08:18 Location: Maxwell, CA

Red = Invalid or Excluded Data | Green = Edited Status | Blue = Edited Value | \* = Excess Emission

Const. Value/Limit Tag:

	Unit CT1 VOC, Ppm 1 Hour(s)	Unit CT1 O2, Dry, Pct 1 Hour(s)	Unit CT1 HI, MBtuPerHr 1 Hour(s)	> Limit Unit CT1 VOC, Ppmvdc 1 Hour(s)	> Limit Unit CT1 VOC, LbPerHr 1 Hour(s)	Unit CT1 UnitOn, TF 1 Hour(s)	Unit CT1 NormalOp, TF 1 Hour(s)	Unit CT1 DBOn, TF 1 Hour(s)
05/03/2019 00:00	0.0	0.0	0.0	0.0	0.0	0	0	0
05/03/2019 01:00	0.0	0.0	0.0	0.0	0.0	0	0	0
05/03/2019 02:00	0.0	0.0	0.0	0.0	0.0	0	0	0
05/03/2019 03:00	0.0	0.0	0.0	0.0	0.0	0	0	0
05/03/2019 04:00	0.0	0.0	0.0	0.0	0.0	0	0	0
05/03/2019 05:00	0.0	0.0	0.0	0.0	0.0	0	0	0
05/03/2019 06:00	0.0	0.0	0.0	0.0	0.0	0	0	0
05/03/2019 07:00	0.0	0.0	0.0	0.0	0.0	0	0	0
05/03/2019 08:00	0.0	0.0	0.0	0.0	0.0	0	0	0
05/03/2019 09:00	0.0	0.0	0.0	0.0	0.0	0	0	0
05/03/2019 10:00	0.0	0.0	0.0	0.0	0.0	0	0	0
05/03/2019 11:00	0.0	0.0	0.0	0.0	0.0	0	0	0
05/03/2019 12:00	0.0	0.0	0.0	0.0	0.0	0	0	0
05/03/2019 13:00	0.0	0.0	0.0	0.0	0.0	0	0	0
05/03/2019 14:00	0.0	0.0	0.0	0.0	0.0	0	0	0
05/03/2019 15:00	0.0	0.0	0.0	0.0	0.0	0	0	0
05/03/2019 16:00	0.0	0.0	0.0	0.0	0.0	0	0	0
05/03/2019 17:00	0.0	0.0	0.0	0.0	0.0	0	0	0
05/03/2019 18:00	0.0	0.0	0.0	0.0	0.0	0	0	0
05/03/2019 19:00	0.0	0.0	0.0	0.0	0.0	0	0	0
05/03/2019 20:00	0.0	0.0	0.0	0.0	0.0	0	0	0
05/03/2019 21:00	0.0	0.0	0.0	0.0	0.0	0	0	0
05/03/2019 22:00	0.0	0.0	0.0	0.0	0.0	0	0	0
05/03/2019 23:00	0.0	0.0	0.0	0.0	0.0	0	0	0
Average/Sum#:	0.0	0.0	0.0	0.0	0.0	0 #	0 #	0 #
Minimum:	0.0	0.0	0.0	0.0	0.0	0	0	0
Maximum:	0.0	0.0	0.0	0.0	0.0	0	0	0
%SI	100.00	100.00	100.00	100.00	100.00	0.00	0.00	0.00



# Daily Summary Report

## CT1 - VOC



From: 04/01/2019 00:00 To: 06/30/2019 23:59 Facility Name: COLUSA GENERATING STATION  
 Generated: 07/03/2019 08:18 Location: Maxwell, CA

Red = Invalid or Excluded Data | Green = Edited Status | Blue = Edited Value | \* = Excess Emission

Const. Value/Limit Tag:

	Unit CT1 VOC, Ppm 1 Hour(s)	Unit CT1 O2, Dry, Pct 1 Hour(s)	Unit CT1 HI, MBtuPerHr 1 Hour(s)	> Limit Unit CT1 VOC, Ppmvdc 1 Hour(s)	> Limit Unit CT1 VOC, LbPerHr 1 Hour(s)	Unit CT1 UnitOn, TF 1 Hour(s)	Unit CT1 NormalOp, TF 1 Hour(s)	Unit CT1 DBOn, TF 1 Hour(s)
05/04/2019 00:00	0.0	0.0	0.0	0.0	0.0	0	0	0
05/04/2019 01:00	0.0	0.0	0.0	0.0	0.0	0	0	0
05/04/2019 02:00	0.0	0.0	0.0	0.0	0.0	0	0	0
05/04/2019 03:00	0.0	0.0	0.0	0.0	0.0	0	0	0
05/04/2019 04:00	0.0	0.0	0.0	0.0	0.0	0	0	0
05/04/2019 05:00	0.0	0.0	0.0	0.0	0.0	0	0	0
05/04/2019 06:00	0.0	0.0	0.0	0.0	0.0	0	0	0
05/04/2019 07:00	0.0	0.0	0.0	0.0	0.0	0	0	0
05/04/2019 08:00	0.0	0.0	0.0	0.0	0.0	0	0	0
05/04/2019 09:00	0.0	0.0	0.0	0.0	0.0	0	0	0
05/04/2019 10:00	0.0	0.0	0.0	0.0	0.0	0	0	0
05/04/2019 11:00	0.0	0.0	0.0	0.0	0.0	0	0	0
05/04/2019 12:00	0.0	0.0	0.0	0.0	0.0	0	0	0
05/04/2019 13:00	0.0	0.0	0.0	0.0	0.0	0	0	0
05/04/2019 14:00	0.0	0.0	0.0	0.0	0.0	0	0	0
05/04/2019 15:00	0.0	0.0	0.0	0.0	0.0	0	0	0
05/04/2019 16:00	0.0	0.0	0.0	0.0	0.0	0	0	0
05/04/2019 17:00	0.0	0.0	0.0	0.0	0.0	0	0	0
05/04/2019 18:00	0.0	0.0	0.0	0.0	0.0	0	0	0
05/04/2019 19:00	0.0	0.0	0.0	0.0	0.0	0	0	0
05/04/2019 20:00	0.0	0.0	0.0	0.0	0.0	0	0	0
05/04/2019 21:00	0.0	0.0	0.0	0.0	0.0	0	0	0
05/04/2019 22:00	0.0	0.0	0.0	0.0	0.0	0	0	0
05/04/2019 23:00	0.0	0.0	0.0	0.0	0.0	0	0	0
Average/Sum#:	0.0	0.0	0.0	0.0	0.0	0 #	0 #	0 #
Minimum:	0.0	0.0	0.0	0.0	0.0	0	0	0
Maximum:	0.0	0.0	0.0	0.0	0.0	0	0	0
%SI	100.00	100.00	100.00	100.00	100.00	0.00	0.00	0.00

# Daily Summary Report

## CT1 - VOC



From: 04/01/2019 00:00 To: 06/30/2019 23:59 Facility Name: COLUSA GENERATING STATION  
 Generated: 07/03/2019 08:18 Location: Maxwell, CA

Red = Invalid or Excluded Data | Green = Edited Status | Blue = Edited Value | \* = Excess Emission

Const. Value/Limit Tag:

	Unit CT1 VOC, Ppm 1 Hour(s)	Unit CT1 O2, Dry, Pct 1 Hour(s)	Unit CT1 HI, MBtuPerHr 1 Hour(s)	> Limit Unit CT1 VOC, Ppmvdc 1 Hour(s)	> Limit Unit CT1 VOC, LbPerHr 1 Hour(s)	Unit CT1 UnitOn, TF 1 Hour(s)	Unit CT1 NormalOp, TF 1 Hour(s)	Unit CT1 DBOn, TF 1 Hour(s)
05/05/2019 00:00	0.0	0.0	0.0	0.0	0.0	0	0	0
05/05/2019 01:00	0.0	0.0	0.0	0.0	0.0	0	0	0
05/05/2019 02:00	0.0	0.0	0.0	0.0	0.0	0	0	0
05/05/2019 03:00	0.0	0.0	0.0	0.0	0.0	0	0	0
05/05/2019 04:00	0.0	0.0	0.0	0.0	0.0	0	0	0
05/05/2019 05:00	0.0	0.0	0.0	0.0	0.0	0	0	0
05/05/2019 06:00	0.0	0.0	0.0	0.0	0.0	0	0	0
05/05/2019 07:00	0.0	0.0	0.0	0.0	0.0	0	0	0
05/05/2019 08:00	0.0	0.0	0.0	0.0	0.0	0	0	0
05/05/2019 09:00	0.0	0.0	0.0	0.0	0.0	0	0	0
05/05/2019 10:00	0.0	0.0	0.0	0.0	0.0	0	0	0
05/05/2019 11:00	0.0	0.0	0.0	0.0	0.0	0	0	0
05/05/2019 12:00	0.0	0.0	0.0	0.0	0.0	0	0	0
05/05/2019 13:00	0.0	0.0	0.0	0.0	0.0	0	0	0
05/05/2019 14:00	0.0	0.0	0.0	0.0	0.0	0	0	0
05/05/2019 15:00	0.0	0.0	0.0	0.0	0.0	0	0	0
05/05/2019 16:00	0.0	0.0	0.0	0.0	0.0	0	0	0
05/05/2019 17:00	0.0	0.0	0.0	0.0	0.0	0	0	0
05/05/2019 18:00	0.0	0.0	0.0	0.0	0.0	0	0	0
05/05/2019 19:00	0.0	0.0	0.0	0.0	0.0	0	0	0
05/05/2019 20:00	0.0	0.0	0.0	0.0	0.0	0	0	0
05/05/2019 21:00	0.0	0.0	0.0	0.0	0.0	0	0	0
05/05/2019 22:00	0.0	0.0	0.0	0.0	0.0	0	0	0
05/05/2019 23:00	0.0	0.0	0.0	0.0	0.0	0	0	0
Average/Sum#:	0.0	0.0	0.0	0.0	0.0	0 #	0 #	0 #
Minimum:	0.0	0.0	0.0	0.0	0.0	0	0	0
Maximum:	0.0	0.0	0.0	0.0	0.0	0	0	0
%SI	100.00	100.00	100.00	100.00	100.00	0.00	0.00	0.00

# Daily Summary Report

## CT1 - VOC



From: 04/01/2019 00:00 To: 06/30/2019 23:59 Facility Name: COLUSA GENERATING STATION  
 Generated: 07/03/2019 08:18 Location: Maxwell, CA

Red = Invalid or Excluded Data | Green = Edited Status | Blue = Edited Value | \* = Excess Emission

Const. Value/Limit Tag:

	Unit CT1 VOC, Ppm 1 Hour(s)	Unit CT1 O2, Dry, Pct 1 Hour(s)	Unit CT1 HI, MBtuPerHr 1 Hour(s)	> Limit Unit CT1 VOC, Ppmvdc 1 Hour(s)	> Limit Unit CT1 VOC, LbPerHr 1 Hour(s)	Unit CT1 UnitOn, TF 1 Hour(s)	Unit CT1 NormalOp, TF 1 Hour(s)	Unit CT1 DBOn, TF 1 Hour(s)
05/06/2019 00:00	0.0	0.0	0.0	0.0	0.0	0	0	0
05/06/2019 01:00	0.0	0.0	0.0	0.0	0.0	0	0	0
05/06/2019 02:00	0.0	0.0	0.0	0.0	0.0	0	0	0
05/06/2019 03:00	0.0	0.0	0.0	0.0	0.0	0	0	0
05/06/2019 04:00	0.0	0.0	0.0	0.0	0.0	0	0	0
05/06/2019 05:00	0.0	0.0	0.0	0.0	0.0	0	0	0
05/06/2019 06:00	0.0	0.0	0.0	0.0	0.0	0	0	0
05/06/2019 07:00	0.0	0.0	0.0	0.0	0.0	0	0	0
05/06/2019 08:00	0.0	0.0	0.0	0.0	0.0	0	0	0
05/06/2019 09:00	0.0	0.0	0.0	0.0	0.0	0	0	0
05/06/2019 10:00	0.0	0.0	0.0	0.0	0.0	0	0	0
05/06/2019 11:00	0.0	0.0	0.0	0.0	0.0	0	0	0
05/06/2019 12:00	0.0	0.0	0.0	0.0	0.0	0	0	0
05/06/2019 13:00	0.0	0.0	0.0	0.0	0.0	0	0	0
05/06/2019 14:00	0.0	0.0	0.0	0.0	0.0	0	0	0
05/06/2019 15:00	0.0	0.0	0.0	0.0	0.0	0	0	0
05/06/2019 16:00	0.0	0.0	0.0	0.0	0.0	0	0	0
05/06/2019 17:00	0.0	0.0	0.0	0.0	0.0	0	0	0
05/06/2019 18:00	0.0	0.0	0.0	0.0	0.0	0	0	0
05/06/2019 19:00	0.0	0.0	0.0	0.0	0.0	0	0	0
05/06/2019 20:00	0.0	0.0	0.0	0.0	0.0	0	0	0
05/06/2019 21:00	0.0	0.0	0.0	0.0	0.0	0	0	0
05/06/2019 22:00	0.0	0.0	0.0	0.0	0.0	0	0	0
05/06/2019 23:00	0.0	0.0	0.0	0.0	0.0	0	0	0
Average/Sum#:	0.0	0.0	0.0	0.0	0.0	0 #	0 #	0 #
Minimum:	0.0	0.0	0.0	0.0	0.0	0	0	0
Maximum:	0.0	0.0	0.0	0.0	0.0	0	0	0
%SI	100.00	100.00	100.00	100.00	100.00	0.00	0.00	0.00

# Daily Summary Report

## CT1 - VOC



From: 04/01/2019 00:00 To: 06/30/2019 23:59 Facility Name: COLUSA GENERATING STATION  
 Generated: 07/03/2019 08:18 Location: Maxwell, CA

Red = Invalid or Excluded Data | Green = Edited Status | Blue = Edited Value | \* = Excess Emission

Const. Value/Limit Tag:

	Unit CT1 VOC, Ppm 1 Hour(s)	Unit CT1 O2, Dry, Pct 1 Hour(s)	Unit CT1 HI, MBtuPerHr 1 Hour(s)	> Limit Unit CT1 VOC, Ppmvdc 1 Hour(s)	> Limit Unit CT1 VOC, LbPerHr 1 Hour(s)	Unit CT1 UnitOn, TF 1 Hour(s)	Unit CT1 NormalOp, TF 1 Hour(s)	Unit CT1 DBOn, TF 1 Hour(s)
05/07/2019 00:00	0.0	0.0	0.0	0.0	0.0	0	0	0
05/07/2019 01:00	0.0	0.0	0.0	0.0	0.0	0	0	0
05/07/2019 02:00	0.0	0.0	0.0	0.0	0.0	0	0	0
05/07/2019 03:00	0.0	0.0	0.0	0.0	0.0	0	0	0
05/07/2019 04:00	0.0	0.0	0.0	0.0	0.0	0	0	0
05/07/2019 05:00	0.0	0.0	0.0	0.0	0.0	0	0	0
05/07/2019 06:00	0.0	0.0	0.0	0.0	0.0	0	0	0
05/07/2019 07:00	0.0	0.0	0.0	0.0	0.0	0	0	0
05/07/2019 08:00	0.0	0.0	0.0	0.0	0.0	0	0	0
05/07/2019 09:00	0.0	0.0	0.0	0.0	0.0	0	0	0
05/07/2019 10:00	0.0	0.0	0.0	0.0	0.0	0	0	0
05/07/2019 11:00	0.0	0.0	0.0	0.0	0.0	0	0	0
05/07/2019 12:00	0.0	0.0	0.0	0.0	0.0	0	0	0
05/07/2019 13:00	0.0	0.0	0.0	0.0	0.0	0	0	0
05/07/2019 14:00	0.0	0.0	0.0	0.0	0.0	0	0	0
05/07/2019 15:00	0.0	0.0	0.0	0.0	0.0	0	0	0
05/07/2019 16:00	0.0	0.0	0.0	0.0	0.0	0	0	0
05/07/2019 17:00	0.0	0.0	0.0	0.0	0.0	0	0	0
05/07/2019 18:00	0.0	0.0	0.0	0.0	0.0	0	0	0
05/07/2019 19:00	0.0	0.0	0.0	0.0	0.0	0	0	0
05/07/2019 20:00	0.0	0.0	0.0	0.0	0.0	0	0	0
05/07/2019 21:00	0.0	0.0	0.0	0.0	0.0	0	0	0
05/07/2019 22:00	0.0	0.0	0.0	0.0	0.0	0	0	0
05/07/2019 23:00	0.0	0.0	0.0	0.0	0.0	0	0	0
Average/Sum#:	0.0	0.0	0.0	0.0	0.0	0 #	0 #	0 #
Minimum:	0.0	0.0	0.0	0.0	0.0	0	0	0
Maximum:	0.0	0.0	0.0	0.0	0.0	0	0	0
%SI	100.00	100.00	100.00	100.00	100.00	0.00	0.00	0.00

# Daily Summary Report

## CT1 - VOC



From: 04/01/2019 00:00 To: 06/30/2019 23:59 Facility Name: COLUSA GENERATING STATION  
 Generated: 07/03/2019 08:18 Location: Maxwell, CA

Red = Invalid or Excluded Data | Green = Edited Status | Blue = Edited Value | \* = Excess Emission

Const. Value/Limit Tag:

	Unit CT1 VOC, Ppm 1 Hour(s)	Unit CT1 O2, Dry, Pct 1 Hour(s)	Unit CT1 HI, MBtuPerHr 1 Hour(s)	> Limit Unit CT1 VOC, Ppmvdc 1 Hour(s)	> Limit Unit CT1 VOC, LbPerHr 1 Hour(s)	Unit CT1 UnitOn, TF 1 Hour(s)	Unit CT1 NormalOp, TF 1 Hour(s)	Unit CT1 DBOn, TF 1 Hour(s)
05/08/2019 00:00	0.0	0.0	0.0	0.0	0.0	0	0	0
05/08/2019 01:00	0.0	0.0	0.0	0.0	0.0	0	0	0
05/08/2019 02:00	0.0	0.0	0.0	0.0	0.0	0	0	0
05/08/2019 03:00	0.0	0.0	0.0	0.0	0.0	0	0	0
05/08/2019 04:00	0.0	0.0	0.0	0.0	0.0	0	0	0
05/08/2019 05:00	0.0	0.0	0.0	0.0	0.0	0	0	0
05/08/2019 06:00	0.0	0.0	0.0	0.0	0.0	0	0	0
05/08/2019 07:00	0.0	0.0	0.0	0.0	0.0	0	0	0
05/08/2019 08:00	0.0	0.0	0.0	0.0	0.0	0	0	0
05/08/2019 09:00	0.0	0.0	0.0	0.0	0.0	0	0	0
05/08/2019 10:00	0.0	0.0	0.0	0.0	0.0	0	0	0
05/08/2019 11:00	0.0	0.0	0.0	0.0	0.0	0	0	0
05/08/2019 12:00	0.0	0.0	0.0	0.0	0.0	0	0	0
05/08/2019 13:00	0.0	0.0	0.0	0.0	0.0	0	0	0
05/08/2019 14:00	0.0	0.0	0.0	0.0	0.0	0	0	0
05/08/2019 15:00	0.0	0.0	0.0	0.0	0.0	0	0	0
05/08/2019 16:00	0.0	0.0	0.0	0.0	0.0	0	0	0
05/08/2019 17:00	0.0	0.0	0.0	0.0	0.0	0	0	0
05/08/2019 18:00	0.0	0.0	0.0	0.0	0.0	0	0	0
05/08/2019 19:00	0.0	0.0	0.0	0.0	0.0	0	0	0
05/08/2019 20:00	0.0	0.0	0.0	0.0	0.0	0	0	0
05/08/2019 21:00	0.0	0.0	0.0	0.0	0.0	0	0	0
05/08/2019 22:00	0.0	0.0	0.0	0.0	0.0	0	0	0
05/08/2019 23:00	0.0	0.0	0.0	0.0	0.0	0	0	0
Average/Sum#:	0.0	0.0	0.0	0.0	0.0	0 #	0 #	0 #
Minimum:	0.0	0.0	0.0	0.0	0.0	0	0	0
Maximum:	0.0	0.0	0.0	0.0	0.0	0	0	0
%SI	100.00	100.00	100.00	100.00	100.00	0.00	0.00	0.00

# Daily Summary Report

## CT1 - VOC



From: 04/01/2019 00:00 To: 06/30/2019 23:59 Facility Name: COLUSA GENERATING STATION  
 Generated: 07/03/2019 08:18 Location: Maxwell, CA

Red = Invalid or Excluded Data | Green = Edited Status | Blue = Edited Value | \* = Excess Emission

Const. Value/Limit Tag:

	Unit CT1 VOC, Ppm 1 Hour(s)	Unit CT1 O2, Dry, Pct 1 Hour(s)	Unit CT1 HI, MBtuPerHr 1 Hour(s)	> Limit Unit CT1 VOC, Ppmvdc 1 Hour(s)	> Limit Unit CT1 VOC, LbPerHr 1 Hour(s)	Unit CT1 UnitOn, TF 1 Hour(s)	Unit CT1 NormalOp, TF 1 Hour(s)	Unit CT1 DBOn, TF 1 Hour(s)
05/09/2019 00:00	0.0	0.0	0.0	0.0	0.0	0	0	0
05/09/2019 01:00	0.0	0.0	0.0	0.0	0.0	0	0	0
05/09/2019 02:00	0.0	0.0	0.0	0.0	0.0	0	0	0
05/09/2019 03:00	0.0	0.0	0.0	0.0	0.0	0	0	0
05/09/2019 04:00	0.0	0.0	0.0	0.0	0.0	0	0	0
05/09/2019 05:00	0.0	0.0	0.0	0.0	0.0	0	0	0
05/09/2019 06:00	0.0	0.0	0.0	0.0	0.0	0	0	0
05/09/2019 07:00	0.0	0.0	0.0	0.0	0.0	0	0	0
05/09/2019 08:00	0.0	0.0	0.0	0.0	0.0	0	0	0
05/09/2019 09:00	0.0	0.0	0.0	0.0	0.0	0	0	0
05/09/2019 10:00	0.0	0.0	0.0	0.0	0.0	0	0	0
05/09/2019 11:00	0.0	0.0	0.0	0.0	0.0	0	0	0
05/09/2019 12:00	0.0	0.0	0.0	0.0	0.0	0	0	0
05/09/2019 13:00	0.0	0.0	0.0	0.0	0.0	0	0	0
05/09/2019 14:00	0.0	0.0	0.0	0.0	0.0	0	0	0
05/09/2019 15:00	0.0	0.0	0.0	0.0	0.0	0	0	0
05/09/2019 16:00	0.0	0.0	0.0	0.0	0.0	0	0	0
05/09/2019 17:00	0.0	0.0	0.0	0.0	0.0	0	0	0
05/09/2019 18:00	0.0	0.0	0.0	0.0	0.0	0	0	0
05/09/2019 19:00	0.0	0.0	0.0	0.0	0.0	0	0	0
05/09/2019 20:00	0.0	0.0	0.0	0.0	0.0	0	0	0
05/09/2019 21:00	0.0	0.0	0.0	0.0	0.0	0	0	0
05/09/2019 22:00	0.0	0.0	0.0	0.0	0.0	0	0	0
05/09/2019 23:00	0.0	0.0	0.0	0.0	0.0	0	0	0
Average/Sum#:	0.0	0.0	0.0	0.0	0.0	0 #	0 #	0 #
Minimum:	0.0	0.0	0.0	0.0	0.0	0	0	0
Maximum:	0.0	0.0	0.0	0.0	0.0	0	0	0
%SI	100.00	100.00	100.00	100.00	100.00	0.00	0.00	0.00

# Daily Summary Report

## CT1 - VOC



From: 04/01/2019 00:00 To: 06/30/2019 23:59 Facility Name: COLUSA GENERATING STATION  
 Generated: 07/03/2019 08:18 Location: Maxwell, CA

Red = Invalid or Excluded Data | Green = Edited Status | Blue = Edited Value | \* = Excess Emission

Const. Value/Limit Tag:

	Unit CT1 VOC, Ppm 1 Hour(s)	Unit CT1 O2, Dry, Pct 1 Hour(s)	Unit CT1 HI, MBtuPerHr 1 Hour(s)	> Limit Unit CT1 VOC, Ppmvdc 1 Hour(s)	> Limit Unit CT1 VOC, LbPerHr 1 Hour(s)	Unit CT1 UnitOn, TF 1 Hour(s)	Unit CT1 NormalOp, TF 1 Hour(s)	Unit CT1 DBOn, TF 1 Hour(s)
05/10/2019 00:00	0.0	0.0	0.0	0.0	0.0	0	0	0
05/10/2019 01:00	0.0	0.0	0.0	0.0	0.0	0	0	0
05/10/2019 02:00	0.0	0.0	0.0	0.0	0.0	0	0	0
05/10/2019 03:00	0.0	0.0	0.0	0.0	0.0	0	0	0
05/10/2019 04:00	0.0	0.0	0.0	0.0	0.0	0	0	0
05/10/2019 05:00	0.0	0.0	0.0	0.0	0.0	0	0	0
05/10/2019 06:00	0.0	0.0	0.0	0.0	0.0	0	0	0
05/10/2019 07:00	0.0	0.0	0.0	0.0	0.0	0	0	0
05/10/2019 08:00	0.0	0.0	0.0	0.0	0.0	0	0	0
05/10/2019 09:00	0.0	0.0	0.0	0.0	0.0	0	0	0
05/10/2019 10:00	0.0	0.0	0.0	0.0	0.0	0	0	0
05/10/2019 11:00	0.0	0.0	0.0	0.0	0.0	0	0	0
05/10/2019 12:00	0.0	0.0	0.0	0.0	0.0	0	0	0
05/10/2019 13:00	0.0	0.0	0.0	0.0	0.0	0	0	0
05/10/2019 14:00	0.0	0.0	0.0	0.0	0.0	0	0	0
05/10/2019 15:00	0.0	0.0	0.0	0.0	0.0	0	0	0
05/10/2019 16:00	0.0	0.0	0.0	0.0	0.0	0	0	0
05/10/2019 17:00	0.0	0.0	0.0	0.0	0.0	0	0	0
05/10/2019 18:00	0.0	0.0	0.0	0.0	0.0	0	0	0
05/10/2019 19:00	0.0	0.0	0.0	0.0	0.0	0	0	0
05/10/2019 20:00	0.0	0.0	0.0	0.0	0.0	0	0	0
05/10/2019 21:00	0.0	0.0	0.0	0.0	0.0	0	0	0
05/10/2019 22:00	0.0	0.0	0.0	0.0	0.0	0	0	0
05/10/2019 23:00	0.0	0.0	0.0	0.0	0.0	0	0	0
Average/Sum#:	0.0	0.0	0.0	0.0	0.0	0 #	0 #	0 #
Minimum:	0.0	0.0	0.0	0.0	0.0	0	0	0
Maximum:	0.0	0.0	0.0	0.0	0.0	0	0	0
%SI	100.00	100.00	100.00	100.00	100.00	0.00	0.00	0.00

# Daily Summary Report

## CT1 - VOC



From: 04/01/2019 00:00 To: 06/30/2019 23:59 Facility Name: COLUSA GENERATING STATION  
 Generated: 07/03/2019 08:18 Location: Maxwell, CA

Red = Invalid or Excluded Data | Green = Edited Status | Blue = Edited Value | \* = Excess Emission

Const. Value/Limit Tag:

	Unit CT1 VOC, Ppm 1 Hour(s)	Unit CT1 O2, Dry, Pct 1 Hour(s)	Unit CT1 HI, MBtuPerHr 1 Hour(s)	> Limit Unit CT1 VOC, Ppmvdc 1 Hour(s)	> Limit Unit CT1 VOC, LbPerHr 1 Hour(s)	Unit CT1 UnitOn, TF 1 Hour(s)	Unit CT1 NormalOp, TF 1 Hour(s)	Unit CT1 DBOn, TF 1 Hour(s)
05/11/2019 00:00	0.0	0.0	0.0	0.0	0.0	0	0	0
05/11/2019 01:00	0.0	0.0	0.0	0.0	0.0	0	0	0
05/11/2019 02:00	0.0	0.0	0.0	0.0	0.0	0	0	0
05/11/2019 03:00	0.0	0.0	0.0	0.0	0.0	0	0	0
05/11/2019 04:00	0.0	0.0	0.0	0.0	0.0	0	0	0
05/11/2019 05:00	0.0	0.0	0.0	0.0	0.0	0	0	0
05/11/2019 06:00	0.0	0.0	0.0	0.0	0.0	0	0	0
05/11/2019 07:00	0.0	0.0	0.0	0.0	0.0	0	0	0
05/11/2019 08:00	0.0	0.0	0.0	0.0	0.0	0	0	0
05/11/2019 09:00	0.0	0.0	0.0	0.0	0.0	0	0	0
05/11/2019 10:00	0.0	0.0	0.0	0.0	0.0	0	0	0
05/11/2019 11:00	0.0	0.0	0.0	0.0	0.0	0	0	0
05/11/2019 12:00	0.0	0.0	0.0	0.0	0.0	0	0	0
05/11/2019 13:00	0.0	0.0	0.0	0.0	0.0	0	0	0
05/11/2019 14:00	0.0	0.0	0.0	0.0	0.0	0	0	0
05/11/2019 15:00	0.0	0.0	0.0	0.0	0.0	0	0	0
05/11/2019 16:00	0.0	0.0	0.0	0.0	0.0	0	0	0
05/11/2019 17:00	0.0	0.0	0.0	0.0	0.0	0	0	0
05/11/2019 18:00	0.0	0.0	0.0	0.0	0.0	0	0	0
05/11/2019 19:00	0.0	0.0	0.0	0.0	0.0	0	0	0
05/11/2019 20:00	0.0	0.0	0.0	0.0	0.0	0	0	0
05/11/2019 21:00	0.0	0.0	0.0	0.0	0.0	0	0	0
05/11/2019 22:00	0.0	0.0	0.0	0.0	0.0	0	0	0
05/11/2019 23:00	0.0	0.0	0.0	0.0	0.0	0	0	0
Average/Sum#:	0.0	0.0	0.0	0.0	0.0	0 #	0 #	0 #
Minimum:	0.0	0.0	0.0	0.0	0.0	0	0	0
Maximum:	0.0	0.0	0.0	0.0	0.0	0	0	0
%SI	100.00	100.00	100.00	100.00	100.00	0.00	0.00	0.00



# Daily Summary Report

## CT1 - VOC



From: 04/01/2019 00:00 To: 06/30/2019 23:59 Facility Name: COLUSA GENERATING STATION  
 Generated: 07/03/2019 08:18 Location: Maxwell, CA

Red = Invalid or Excluded Data | Green = Edited Status | Blue = Edited Value | \* = Excess Emission

Const. Value/Limit Tag:

	Unit CT1 VOC, Ppm 1 Hour(s)	Unit CT1 O2, Dry, Pct 1 Hour(s)	Unit CT1 HI, MBtuPerHr 1 Hour(s)	> Limit Unit CT1 VOC, Ppmvdc 1 Hour(s)	> Limit Unit CT1 VOC, LbPerHr 1 Hour(s)	Unit CT1 UnitOn, TF 1 Hour(s)	Unit CT1 NormalOp, TF 1 Hour(s)	Unit CT1 DBOn, TF 1 Hour(s)
05/12/2019 00:00	0.0	0.0	0.0	0.0	0.0	0	0	0
05/12/2019 01:00	0.0	0.0	0.0	0.0	0.0	0	0	0
05/12/2019 02:00	0.0	0.0	0.0	0.0	0.0	0	0	0
05/12/2019 03:00	0.0	0.0	0.0	0.0	0.0	0	0	0
05/12/2019 04:00	0.0	0.0	0.0	0.0	0.0	0	0	0
05/12/2019 05:00	0.0	0.0	0.0	0.0	0.0	0	0	0
05/12/2019 06:00	0.0	0.0	0.0	0.0	0.0	0	0	0
05/12/2019 07:00	0.0	0.0	0.0	0.0	0.0	0	0	0
05/12/2019 08:00	0.0	0.0	0.0	0.0	0.0	0	0	0
05/12/2019 09:00	0.0	0.0	0.0	0.0	0.0	0	0	0
05/12/2019 10:00	0.0	0.0	0.0	0.0	0.0	0	0	0
05/12/2019 11:00	0.0	0.0	0.0	0.0	0.0	0	0	0
05/12/2019 12:00	0.0	0.0	0.0	0.0	0.0	0	0	0
05/12/2019 13:00	0.0	0.0	0.0	0.0	0.0	0	0	0
05/12/2019 14:00	0.0	0.0	0.0	0.0	0.0	0	0	0
05/12/2019 15:00	0.0	0.0	0.0	0.0	0.0	0	0	0
05/12/2019 16:00	0.0	0.0	0.0	0.0	0.0	0	0	0
05/12/2019 17:00	0.0	0.0	0.0	0.0	0.0	0	0	0
05/12/2019 18:00	0.0	0.0	0.0	0.0	0.0	0	0	0
05/12/2019 19:00	0.0	0.0	0.0	0.0	0.0	0	0	0
05/12/2019 20:00	0.0	0.0	0.0	0.0	0.0	0	0	0
05/12/2019 21:00	0.0	0.0	0.0	0.0	0.0	0	0	0
05/12/2019 22:00	0.0	0.0	0.0	0.0	0.0	0	0	0
05/12/2019 23:00	0.0	0.0	0.0	0.0	0.0	0	0	0
Average/Sum#:	0.0	0.0	0.0	0.0	0.0	0 #	0 #	0 #
Minimum:	0.0	0.0	0.0	0.0	0.0	0	0	0
Maximum:	0.0	0.0	0.0	0.0	0.0	0	0	0
%SI	100.00	100.00	100.00	100.00	100.00	0.00	0.00	0.00

# Daily Summary Report

## CT1 - VOC



From: 04/01/2019 00:00 To: 06/30/2019 23:59 Facility Name: COLUSA GENERATING STATION  
 Generated: 07/03/2019 08:18 Location: Maxwell, CA

Red = Invalid or Excluded Data | Green = Edited Status | Blue = Edited Value | \* = Excess Emission

Const. Value/Limit Tag:

	Unit CT1 VOC, Ppm 1 Hour(s)	Unit CT1 O2, Dry, Pct 1 Hour(s)	Unit CT1 HI, MBtuPerHr 1 Hour(s)	> Limit Unit CT1 VOC, Ppmvdc 1 Hour(s)	> Limit Unit CT1 VOC, LbPerHr 1 Hour(s)	Unit CT1 UnitOn, TF 1 Hour(s)	Unit CT1 NormalOp, TF 1 Hour(s)	Unit CT1 DBOn, TF 1 Hour(s)
05/13/2019 00:00	0.0	0.0	0.0	0.0	0.0	0	0	0
05/13/2019 01:00	0.0	0.0	0.0	0.0	0.0	0	0	0
05/13/2019 02:00	0.0	0.0	0.0	0.0	0.0	0	0	0
05/13/2019 03:00	0.0	0.0	0.0	0.0	0.0	0	0	0
05/13/2019 04:00	0.0	0.0	0.0	0.0	0.0	0	0	0
05/13/2019 05:00	0.0	0.0	0.0	0.0	0.0	0	0	0
05/13/2019 06:00	0.0	0.0	0.0	0.0	0.0	0	0	0
05/13/2019 07:00	0.0	0.0	0.0	0.0	0.0	0	0	0
05/13/2019 08:00	0.0	0.0	0.0	0.0	0.0	0	0	0
05/13/2019 09:00	0.0	0.0	0.0	0.0	0.0	0	0	0
05/13/2019 10:00	0.0	0.0	0.0	0.0	0.0	0	0	0
05/13/2019 11:00	0.0	0.0	0.0	0.0	0.0	0	0	0
05/13/2019 12:00	0.0	0.0	0.0	0.0	0.0	0	0	0
05/13/2019 13:00	0.0	0.0	0.0	0.0	0.0	0	0	0
05/13/2019 14:00	0.0	0.0	0.0	0.0	0.0	0	0	0
05/13/2019 15:00	0.0	0.0	0.0	0.0	0.0	0	0	0
05/13/2019 16:00	0.0	0.0	0.0	0.0	0.0	0	0	0
05/13/2019 17:00	0.0	0.0	0.0	0.0	0.0	0	0	0
05/13/2019 18:00	0.0	0.0	0.0	0.0	0.0	0	0	0
05/13/2019 19:00	0.0	0.0	0.0	0.0	0.0	0	0	0
05/13/2019 20:00	0.0	0.0	0.0	0.0	0.0	0	0	0
05/13/2019 21:00	0.0	0.0	0.0	0.0	0.0	0	0	0
05/13/2019 22:00	0.0	0.0	0.0	0.0	0.0	0	0	0
05/13/2019 23:00	0.0	0.0	0.0	0.0	0.0	0	0	0
Average/Sum#:	0.0	0.0	0.0	0.0	0.0	0 #	0 #	0 #
Minimum:	0.0	0.0	0.0	0.0	0.0	0	0	0
Maximum:	0.0	0.0	0.0	0.0	0.0	0	0	0
%SI	100.00	100.00	100.00	100.00	100.00	0.00	0.00	0.00

# Daily Summary Report

## CT1 - VOC



From: 04/01/2019 00:00 To: 06/30/2019 23:59 Facility Name: COLUSA GENERATING STATION  
 Generated: 07/03/2019 08:18 Location: Maxwell, CA

Red = Invalid or Excluded Data | Green = Edited Status | Blue = Edited Value | \* = Excess Emission

Const. Value/Limit Tag:

	Unit CT1 VOC, Ppm 1 Hour(s)	Unit CT1 O2, Dry, Pct 1 Hour(s)	Unit CT1 HI, MBtuPerHr 1 Hour(s)	> Limit Unit CT1 VOC, Ppmvdc 1 Hour(s)	> Limit Unit CT1 VOC, LbPerHr 1 Hour(s)	Unit CT1 UnitOn, TF 1 Hour(s)	Unit CT1 NormalOp, TF 1 Hour(s)	Unit CT1 DBOn, TF 1 Hour(s)
05/14/2019 00:00	0.0	0.0	0.0	0.0	0.0	0	0	0
05/14/2019 01:00	0.0	0.0	0.0	0.0	0.0	0	0	0
05/14/2019 02:00	0.0	0.0	0.0	0.0	0.0	0	0	0
05/14/2019 03:00	0.0	0.0	0.0	0.0	0.0	0	0	0
05/14/2019 04:00	0.0	0.0	0.0	0.0	0.0	0	0	0
05/14/2019 05:00	0.0	0.0	0.0	0.0	0.0	0	0	0
05/14/2019 06:00	0.0	0.0	0.0	0.0	0.0	0	0	0
05/14/2019 07:00	0.0	0.0	0.0	0.0	0.0	0	0	0
05/14/2019 08:00	0.0	0.0	0.0	0.0	0.0	0	0	0
05/14/2019 09:00	0.0	0.0	0.0	0.0	0.0	0	0	0
05/14/2019 10:00	0.0	0.0	0.0	0.0	0.0	0	0	0
05/14/2019 11:00	0.0	0.0	0.0	0.0	0.0	0	0	0
05/14/2019 12:00	0.0	0.0	0.0	0.0	0.0	0	0	0
05/14/2019 13:00	0.0	0.0	0.0	0.0	0.0	0	0	0
05/14/2019 14:00	0.0	0.0	0.0	0.0	0.0	0	0	0
05/14/2019 15:00	0.0	0.0	0.0	0.0	0.0	0	0	0
05/14/2019 16:00	0.0	0.0	0.0	0.0	0.0	0	0	0
05/14/2019 17:00	0.0	0.0	0.0	0.0	0.0	0	0	0
05/14/2019 18:00	0.0	0.0	0.0	0.0	0.0	0	0	0
05/14/2019 19:00	0.0	0.0	0.0	0.0	0.0	0	0	0
05/14/2019 20:00	0.0	0.0	0.0	0.0	0.0	0	0	0
05/14/2019 21:00	0.0	0.0	0.0	0.0	0.0	0	0	0
05/14/2019 22:00	0.0	0.0	0.0	0.0	0.0	0	0	0
05/14/2019 23:00	0.0	0.0	0.0	0.0	0.0	0	0	0
Average/Sum#:	0.0	0.0	0.0	0.0	0.0	0 #	0 #	0 #
Minimum:	0.0	0.0	0.0	0.0	0.0	0	0	0
Maximum:	0.0	0.0	0.0	0.0	0.0	0	0	0
%SI	100.00	100.00	100.00	100.00	100.00	0.00	0.00	0.00

# Daily Summary Report

## CT1 - VOC



From: 04/01/2019 00:00 To: 06/30/2019 23:59 Facility Name: COLUSA GENERATING STATION  
 Generated: 07/03/2019 08:18 Location: Maxwell, CA

Red = Invalid or Excluded Data | Green = Edited Status | Blue = Edited Value | \* = Excess Emission

Const. Value/Limit Tag:

	Unit CT1 VOC, Ppm 1 Hour(s)	Unit CT1 O2, Dry, Pct 1 Hour(s)	Unit CT1 HI, MBtuPerHr 1 Hour(s)	> Limit Unit CT1 VOC, Ppmvdc 1 Hour(s)	> Limit Unit CT1 VOC, LbPerHr 1 Hour(s)	Unit CT1 UnitOn, TF 1 Hour(s)	Unit CT1 NormalOp, TF 1 Hour(s)	Unit CT1 DBOn, TF 1 Hour(s)
05/15/2019 00:00	0.0	0.0	0.0	0.0	0.0	0	0	0
05/15/2019 01:00	0.0	0.0	0.0	0.0	0.0	0	0	0
05/15/2019 02:00	0.0	0.0	0.0	0.0	0.0	0	0	0
05/15/2019 03:00	0.0	0.0	0.0	0.0	0.0	0	0	0
05/15/2019 04:00	0.0	0.0	0.0	0.0	0.0	0	0	0
05/15/2019 05:00	0.0	0.0	0.0	0.0	0.0	0	0	0
05/15/2019 06:00	0.0	0.0	0.0	0.0	0.0	0	0	0
05/15/2019 07:00	0.0	0.0	0.0	0.0	0.0	0	0	0
05/15/2019 08:00	0.0	0.0	0.0	0.0	0.0	0	0	0
05/15/2019 09:00	0.0	0.0	0.0	0.0	0.0	0	0	0
05/15/2019 10:00	0.0	0.0	0.0	0.0	0.0	0	0	0
05/15/2019 11:00	0.0	0.0	0.0	0.0	0.0	0	0	0
05/15/2019 12:00	0.0	0.0	0.0	0.0	0.0	0	0	0
05/15/2019 13:00	0.0	0.0	0.0	0.0	0.0	0	0	0
05/15/2019 14:00	0.0	0.0	0.0	0.0	0.0	0	0	0
05/15/2019 15:00	0.0	0.0	0.0	0.0	0.0	0	0	0
05/15/2019 16:00	0.0	0.0	0.0	0.0	0.0	0	0	0
05/15/2019 17:00	0.0	0.0	0.0	0.0	0.0	0	0	0
05/15/2019 18:00	0.0	0.0	0.0	0.0	0.0	0	0	0
05/15/2019 19:00	0.0	0.0	0.0	0.0	0.0	0	0	0
05/15/2019 20:00	0.0	0.0	0.0	0.0	0.0	0	0	0
05/15/2019 21:00	0.0	0.0	0.0	0.0	0.0	0	0	0
05/15/2019 22:00	0.0	0.0	0.0	0.0	0.0	0	0	0
05/15/2019 23:00	0.0	0.0	0.0	0.0	0.0	0	0	0
Average/Sum#:	0.0	0.0	0.0	0.0	0.0	0 #	0 #	0 #
Minimum:	0.0	0.0	0.0	0.0	0.0	0	0	0
Maximum:	0.0	0.0	0.0	0.0	0.0	0	0	0
%SI	100.00	100.00	100.00	100.00	100.00	0.00	0.00	0.00

# Daily Summary Report

## CT1 - VOC



From: 04/01/2019 00:00 To: 06/30/2019 23:59 Facility Name: COLUSA GENERATING STATION  
 Generated: 07/03/2019 08:18 Location: Maxwell, CA

Red = Invalid or Excluded Data | Green = Edited Status | Blue = Edited Value | \* = Excess Emission

Const. Value/Limit Tag:

	Unit CT1 VOC, Ppm 1 Hour(s)	Unit CT1 O2, Dry, Pct 1 Hour(s)	Unit CT1 HI, MBtuPerHr 1 Hour(s)	> Limit Unit CT1 VOC, Ppmvdc 1 Hour(s)	> Limit Unit CT1 VOC, LbPerHr 1 Hour(s)	Unit CT1 UnitOn, TF 1 Hour(s)	Unit CT1 NormalOp, TF 1 Hour(s)	Unit CT1 DBOn, TF 1 Hour(s)
05/16/2019 00:00	0.0	0.0	0.0	0.0	0.0	0	0	0
05/16/2019 01:00	0.0	0.0	0.0	0.0	0.0	0	0	0
05/16/2019 02:00	0.0	0.0	0.0	0.0	0.0	0	0	0
05/16/2019 03:00	0.0	0.0	0.0	0.0	0.0	0	0	0
05/16/2019 04:00	0.0	0.0	0.0	0.0	0.0	0	0	0
05/16/2019 05:00	0.0	0.0	0.0	0.0	0.0	0	0	0
05/16/2019 06:00	0.0	0.0	0.0	0.0	0.0	0	0	0
05/16/2019 07:00	0.0	0.0	0.0	0.0	0.0	0	0	0
05/16/2019 08:00	0.0	0.0	0.0	0.0	0.0	0	0	0
05/16/2019 09:00	0.0	0.0	0.0	0.0	0.0	0	0	0
05/16/2019 10:00	0.0	0.0	0.0	0.0	0.0	0	0	0
05/16/2019 11:00	0.0	0.0	0.0	0.0	0.0	0	0	0
05/16/2019 12:00	0.0	0.0	0.0	0.0	0.0	0	0	0
05/16/2019 13:00	0.0	0.0	0.0	0.0	0.0	0	0	0
05/16/2019 14:00	0.0	0.0	0.0	0.0	0.0	0	0	0
05/16/2019 15:00	0.0	0.0	0.0	0.0	0.0	0	0	0
05/16/2019 16:00	0.0	0.0	0.0	0.0	0.0	0	0	0
05/16/2019 17:00	0.0	0.0	0.0	0.0	0.0	0	0	0
05/16/2019 18:00	0.0	0.0	0.0	0.0	0.0	0	0	0
05/16/2019 19:00	0.0	0.0	0.0	0.0	0.0	0	0	0
05/16/2019 20:00	0.0	0.0	0.0	0.0	0.0	0	0	0
05/16/2019 21:00	0.0	0.0	0.0	0.0	0.0	0	0	0
05/16/2019 22:00	0.0	0.0	0.0	0.0	0.0	0	0	0
05/16/2019 23:00	0.0	0.0	0.0	0.0	0.0	0	0	0
Average/Sum#:	0.0	0.0	0.0	0.0	0.0	0 #	0 #	0 #
Minimum:	0.0	0.0	0.0	0.0	0.0	0	0	0
Maximum:	0.0	0.0	0.0	0.0	0.0	0	0	0
%SI	100.00	100.00	100.00	100.00	100.00	0.00	0.00	0.00

# Daily Summary Report

## CT1 - VOC



From: 04/01/2019 00:00 To: 06/30/2019 23:59 Facility Name: COLUSA GENERATING STATION  
 Generated: 07/03/2019 08:18 Location: Maxwell, CA

Red = Invalid or Excluded Data | Green = Edited Status | Blue = Edited Value | \* = Excess Emission

Const. Value/Limit Tag:

	Unit CT1 VOC, Ppm 1 Hour(s)	Unit CT1 O2, Dry, Pct 1 Hour(s)	Unit CT1 HI, MBtuPerHr 1 Hour(s)	> Limit Unit CT1 VOC, Ppmvdc 1 Hour(s)	> Limit Unit CT1 VOC, LbPerHr 1 Hour(s)	Unit CT1 UnitOn, TF 1 Hour(s)	Unit CT1 NormalOp, TF 1 Hour(s)	Unit CT1 DBOn, TF 1 Hour(s)
05/17/2019 00:00	0.0	0.0	0.0	0.0	0.0	0	0	0
05/17/2019 01:00	0.0	0.0	0.0	0.0	0.0	0	0	0
05/17/2019 02:00	0.0	0.0	0.0	0.0	0.0	0	0	0
05/17/2019 03:00	0.0	0.0	0.0	0.0	0.0	0	0	0
05/17/2019 04:00	0.0	0.0	0.0	0.0	0.0	0	0	0
05/17/2019 05:00	0.0	0.0	0.0	0.0	0.0	0	0	0
05/17/2019 06:00	0.0	0.0	0.0	0.0	0.0	0	0	0
05/17/2019 07:00	0.0	0.0	0.0	0.0	0.0	0	0	0
05/17/2019 08:00	0.0	0.0	0.0	0.0	0.0	0	0	0
05/17/2019 09:00	0.0	0.0	0.0	0.0	0.0	0	0	0
05/17/2019 10:00	0.0	0.0	0.0	0.0	0.0	0	0	0
05/17/2019 11:00	0.0	0.0	0.0	0.0	0.0	0	0	0
05/17/2019 12:00	0.0	0.0	0.0	0.0	0.0	0	0	0
05/17/2019 13:00	0.0	0.0	0.0	0.0	0.0	0	0	0
05/17/2019 14:00	0.0	0.0	0.0	0.0	0.0	0	0	0
05/17/2019 15:00	0.0	0.0	0.0	0.0	0.0	0	0	0
05/17/2019 16:00	0.0	0.0	0.0	0.0	0.0	0	0	0
05/17/2019 17:00	0.0	0.0	0.0	0.0	0.0	0	0	0
05/17/2019 18:00	0.0	0.0	0.0	0.0	0.0	0	0	0
05/17/2019 19:00	0.0	0.0	0.0	0.0	0.0	0	0	0
05/17/2019 20:00	0.0	0.0	0.0	0.0	0.0	0	0	0
05/17/2019 21:00	0.0	0.0	0.0	0.0	0.0	0	0	0
05/17/2019 22:00	0.0	0.0	0.0	0.0	0.0	0	0	0
05/17/2019 23:00	0.0	0.0	0.0	0.0	0.0	0	0	0
Average/Sum#:	0.0	0.0	0.0	0.0	0.0	0 #	0 #	0 #
Minimum:	0.0	0.0	0.0	0.0	0.0	0	0	0
Maximum:	0.0	0.0	0.0	0.0	0.0	0	0	0
%SI	100.00	100.00	100.00	100.00	100.00	0.00	0.00	0.00

# Daily Summary Report

## CT1 - VOC



From: 04/01/2019 00:00 To: 06/30/2019 23:59 Facility Name: COLUSA GENERATING STATION  
 Generated: 07/03/2019 08:18 Location: Maxwell, CA

Red = Invalid or Excluded Data | Green = Edited Status | Blue = Edited Value | \* = Excess Emission

Const. Value/Limit Tag:

	Unit CT1 VOC, Ppm 1 Hour(s)	Unit CT1 O2, Dry, Pct 1 Hour(s)	Unit CT1 HI, MBtuPerHr 1 Hour(s)	> Limit Unit CT1 VOC, Ppmvdc 1 Hour(s)	> Limit Unit CT1 VOC, LbPerHr 1 Hour(s)	Unit CT1 UnitOn, TF 1 Hour(s)	Unit CT1 NormalOp, TF 1 Hour(s)	Unit CT1 DBOn, TF 1 Hour(s)
05/18/2019 00:00	0.0	0.0	0.0	0.0	0.0	0	0	0
05/18/2019 01:00	0.0	0.0	0.0	0.0	0.0	0	0	0
05/18/2019 02:00	0.0	0.0	0.0	0.0	0.0	0	0	0
05/18/2019 03:00	0.0	0.0	0.0	0.0	0.0	0	0	0
05/18/2019 04:00	0.0	0.0	0.0	0.0	0.0	0	0	0
05/18/2019 05:00	0.0	0.0	0.0	0.0	0.0	0	0	0
05/18/2019 06:00	0.0	0.0	0.0	0.0	0.0	0	0	0
05/18/2019 07:00	0.0	0.0	0.0	0.0	0.0	0	0	0
05/18/2019 08:00	0.0	0.0	0.0	0.0	0.0	0	0	0
05/18/2019 09:00	0.0	0.0	0.0	0.0	0.0	0	0	0
05/18/2019 10:00	0.0	0.0	0.0	0.0	0.0	0	0	0
05/18/2019 11:00	0.0	0.0	0.0	0.0	0.0	0	0	0
05/18/2019 12:00	0.0	0.0	0.0	0.0	0.0	0	0	0
05/18/2019 13:00	0.0	0.0	0.0	0.0	0.0	0	0	0
05/18/2019 14:00	0.0	0.0	0.0	0.0	0.0	0	0	0
05/18/2019 15:00	0.0	0.0	0.0	0.0	0.0	0	0	0
05/18/2019 16:00	0.0	0.0	0.0	0.0	0.0	0	0	0
05/18/2019 17:00	0.0	0.0	0.0	0.0	0.0	0	0	0
05/18/2019 18:00	0.0	0.0	0.0	0.0	0.0	0	0	0
05/18/2019 19:00	0.0	0.0	0.0	0.0	0.0	0	0	0
05/18/2019 20:00	0.0	0.0	0.0	0.0	0.0	0	0	0
05/18/2019 21:00	0.0	0.0	0.0	0.0	0.0	0	0	0
05/18/2019 22:00	0.0	0.0	0.0	0.0	0.0	0	0	0
05/18/2019 23:00	0.0	0.0	0.0	0.0	0.0	0	0	0
Average/Sum#:	0.0	0.0	0.0	0.0	0.0	0 #	0 #	0 #
Minimum:	0.0	0.0	0.0	0.0	0.0	0	0	0
Maximum:	0.0	0.0	0.0	0.0	0.0	0	0	0
%SI	100.00	100.00	100.00	100.00	100.00	0.00	0.00	0.00

# Daily Summary Report

## CT1 - VOC



From: 04/01/2019 00:00 To: 06/30/2019 23:59 Facility Name: COLUSA GENERATING STATION  
 Generated: 07/03/2019 08:18 Location: Maxwell, CA

Red = Invalid or Excluded Data | Green = Edited Status | Blue = Edited Value | \* = Excess Emission

Const. Value/Limit Tag:

	Unit CT1 VOC, Ppm 1 Hour(s)	Unit CT1 O2, Dry, Pct 1 Hour(s)	Unit CT1 HI, MBtuPerHr 1 Hour(s)	> Limit Unit CT1 VOC, Ppmvdc 1 Hour(s)	> Limit Unit CT1 VOC, LbPerHr 1 Hour(s)	Unit CT1 UnitOn, TF 1 Hour(s)	Unit CT1 NormalOp, TF 1 Hour(s)	Unit CT1 DBOn, TF 1 Hour(s)
05/19/2019 00:00	0.0	0.0	0.0	0.0	0.0	0	0	0
05/19/2019 01:00	0.0	0.0	0.0	0.0	0.0	0	0	0
05/19/2019 02:00	0.0	0.0	0.0	0.0	0.0	0	0	0
05/19/2019 03:00	0.0	0.0	0.0	0.0	0.0	0	0	0
05/19/2019 04:00	0.0	0.0	0.0	0.0	0.0	0	0	0
05/19/2019 05:00	0.0	0.0	0.0	0.0	0.0	0	0	0
05/19/2019 06:00	0.0	0.0	0.0	0.0	0.0	0	0	0
05/19/2019 07:00	0.0	0.0	0.0	0.0	0.0	0	0	0
05/19/2019 08:00	0.0	0.0	0.0	0.0	0.0	0	0	0
05/19/2019 09:00	0.0	0.0	0.0	0.0	0.0	0	0	0
05/19/2019 10:00	0.0	0.0	0.0	0.0	0.0	0	0	0
05/19/2019 11:00	0.0	0.0	0.0	0.0	0.0	0	0	0
05/19/2019 12:00	0.0	0.0	0.0	0.0	0.0	0	0	0
05/19/2019 13:00	0.0	0.0	0.0	0.0	0.0	0	0	0
05/19/2019 14:00	0.0	0.0	0.0	0.0	0.0	0	0	0
05/19/2019 15:00	0.0	0.0	0.0	0.0	0.0	0	0	0
05/19/2019 16:00	0.0	0.0	0.0	0.0	0.0	0	0	0
05/19/2019 17:00	0.0	0.0	0.0	0.0	0.0	0	0	0
05/19/2019 18:00	0.0	0.0	0.0	0.0	0.0	0	0	0
05/19/2019 19:00	0.0	0.0	0.0	0.0	0.0	0	0	0
05/19/2019 20:00	0.0	0.0	0.0	0.0	0.0	0	0	0
05/19/2019 21:00	0.0	0.0	0.0	0.0	0.0	0	0	0
05/19/2019 22:00	0.0	0.0	0.0	0.0	0.0	0	0	0
05/19/2019 23:00	0.0	0.0	0.0	0.0	0.0	0	0	0
Average/Sum#:	0.0	0.0	0.0	0.0	0.0	0 #	0 #	0 #
Minimum:	0.0	0.0	0.0	0.0	0.0	0	0	0
Maximum:	0.0	0.0	0.0	0.0	0.0	0	0	0
%SI	100.00	100.00	100.00	100.00	100.00	0.00	0.00	0.00



# Daily Summary Report

## CT1 - VOC



From: 04/01/2019 00:00 To: 06/30/2019 23:59 Facility Name: COLUSA GENERATING STATION  
 Generated: 07/03/2019 08:18 Location: Maxwell, CA

Red = Invalid or Excluded Data | Green = Edited Status | Blue = Edited Value | \* = Excess Emission

Const. Value/Limit Tag:

	Unit CT1 VOC, Ppm 1 Hour(s)	Unit CT1 O2, Dry, Pct 1 Hour(s)	Unit CT1 HI, MBtuPerHr 1 Hour(s)	> Limit Unit CT1 VOC, Ppmvdc 1 Hour(s)	> Limit Unit CT1 VOC, LbPerHr 1 Hour(s)	Unit CT1 UnitOn, TF 1 Hour(s)	Unit CT1 NormalOp, TF 1 Hour(s)	Unit CT1 DBOn, TF 1 Hour(s)
05/20/2019 00:00	0.0	0.0	0.0	0.0	0.0	0	0	0
05/20/2019 01:00	0.0	0.0	0.0	0.0	0.0	0	0	0
05/20/2019 02:00	0.0	0.0	0.0	0.0	0.0	0	0	0
05/20/2019 03:00	0.0	0.0	0.0	0.0	0.0	0	0	0
05/20/2019 04:00	0.0	0.0	0.0	0.0	0.0	0	0	0
05/20/2019 05:00	0.0	0.0	0.0	0.0	0.0	0	0	0
05/20/2019 06:00	0.0	0.0	0.0	0.0	0.0	0	0	0
05/20/2019 07:00	0.0	0.0	0.0	0.0	0.0	0	0	0
05/20/2019 08:00	0.0	0.0	0.0	0.0	0.0	0	0	0
05/20/2019 09:00	0.0	0.0	0.0	0.0	0.0	0	0	0
05/20/2019 10:00	0.0	0.0	0.0	0.0	0.0	0	0	0
05/20/2019 11:00	0.0	0.0	0.0	0.0	0.0	0	0	0
05/20/2019 12:00	0.0	0.0	0.0	0.0	0.0	0	0	0
05/20/2019 13:00	0.0	0.0	0.0	0.0	0.0	0	0	0
05/20/2019 14:00	0.0	0.0	0.0	0.0	0.0	0	0	0
05/20/2019 15:00	0.0	0.0	0.0	0.0	0.0	0	0	0
05/20/2019 16:00	0.0	0.0	0.0	0.0	0.0	0	0	0
05/20/2019 17:00	0.0	0.0	0.0	0.0	0.0	0	0	0
05/20/2019 18:00	0.0	0.0	0.0	0.0	0.0	0	0	0
05/20/2019 19:00	0.0	0.0	0.0	0.0	0.0	0	0	0
05/20/2019 20:00	0.0	0.0	0.0	0.0	0.0	0	0	0
05/20/2019 21:00	0.0	0.0	0.0	0.0	0.0	0	0	0
05/20/2019 22:00	0.0	0.0	0.0	0.0	0.0	0	0	0
05/20/2019 23:00	0.0	0.0	0.0	0.0	0.0	0	0	0
<b>Average/Sum#:</b>	0.0	0.0	0.0	0.0	0.0	0 #	0 #	0 #
<b>Minimum:</b>	0.0	0.0	0.0	0.0	0.0	0	0	0
<b>Maximum:</b>	0.0	0.0	0.0	0.0	0.0	0	0	0
<b>%SI</b>	100.00	100.00	100.00	100.00	100.00	0.00	0.00	0.00

# Daily Summary Report

## CT1 - VOC



From: 04/01/2019 00:00 To: 06/30/2019 23:59 Facility Name: COLUSA GENERATING STATION  
 Generated: 07/03/2019 08:19 Location: Maxwell, CA

Red = Invalid or Excluded Data | Green = Edited Status | Blue = Edited Value | \* = Excess Emission

Const. Value/Limit Tag:

	Unit CT1 VOC, Ppm 1 Hour(s)	Unit CT1 O2, Dry, Pct 1 Hour(s)	Unit CT1 HI, MBtuPerHr 1 Hour(s)	> Limit Unit CT1 VOC, Ppmvdc 1 Hour(s)	> Limit Unit CT1 VOC, LbPerHr 1 Hour(s)	Unit CT1 UnitOn, TF 1 Hour(s)	Unit CT1 NormalOp, TF 1 Hour(s)	Unit CT1 DBOn, TF 1 Hour(s)
05/21/2019 00:00	0.0	0.0	0.0	0.0	0.0	0	0	0
05/21/2019 01:00	0.0	0.0	0.0	0.0	0.0	0	0	0
05/21/2019 02:00	0.0	0.0	0.0	0.0	0.0	0	0	0
05/21/2019 03:00	0.0	0.0	0.0	0.0	0.0	0	0	0
05/21/2019 04:00	0.0	0.0	0.0	0.0	0.0	0	0	0
05/21/2019 05:00	0.0	0.0	0.0	0.0	0.0	0	0	0
05/21/2019 06:00	0.0	0.0	0.0	0.0	0.0	0	0	0
05/21/2019 07:00	0.0	0.0	0.0	0.0	0.0	0	0	0
05/21/2019 08:00	0.0	0.0	0.0	0.0	0.0	0	0	0
05/21/2019 09:00	0.0	0.0	0.0	0.0	0.0	0	0	0
05/21/2019 10:00	0.0	0.0	0.0	0.0	0.0	0	0	0
05/21/2019 11:00	0.0	0.0	0.0	0.0	0.0	0	0	0
05/21/2019 12:00	0.0	0.0	0.0	0.0	0.0	0	0	0
05/21/2019 13:00	0.0	0.0	0.0	0.0	0.0	0	0	0
05/21/2019 14:00	0.0	0.0	0.0	0.0	0.0	0	0	0
05/21/2019 15:00	0.0	0.0	0.0	0.0	0.0	0	0	0
05/21/2019 16:00	0.0	0.0	0.0	0.0	0.0	0	0	0
05/21/2019 17:00	0.0	0.0	0.0	0.0	0.0	0	0	0
05/21/2019 18:00	0.0	0.0	0.0	0.0	0.0	0	0	0
05/21/2019 19:00	0.0	0.0	0.0	0.0	0.0	0	0	0
05/21/2019 20:00	0.0	0.0	0.0	0.0	0.0	0	0	0
05/21/2019 21:00	0.0	0.0	0.0	0.0	0.0	0	0	0
05/21/2019 22:00	0.0	0.0	0.0	0.0	0.0	0	0	0
05/21/2019 23:00	0.0	0.0	0.0	0.0	0.0	0	0	0
Average/Sum#:	0.0	0.0	0.0	0.0	0.0	0 #	0 #	0 #
Minimum:	0.0	0.0	0.0	0.0	0.0	0	0	0
Maximum:	0.0	0.0	0.0	0.0	0.0	0	0	0
%SI	100.00	100.00	100.00	100.00	100.00	0.00	0.00	0.00

# Daily Summary Report

## CT1 - VOC



From: 04/01/2019 00:00 To: 06/30/2019 23:59 Facility Name: COLUSA GENERATING STATION  
 Generated: 07/03/2019 08:19 Location: Maxwell, CA

Red = Invalid or Excluded Data | Green = Edited Status | Blue = Edited Value | \* = Excess Emission

Const. Value/Limit Tag:

	Unit CT1 VOC, Ppm 1 Hour(s)	Unit CT1 O2, Dry, Pct 1 Hour(s)	Unit CT1 HI, MBtuPerHr 1 Hour(s)	> Limit Unit CT1 VOC, Ppmvdc 1 Hour(s)	> Limit Unit CT1 VOC, LbPerHr 1 Hour(s)	Unit CT1 UnitOn, TF 1 Hour(s)	Unit CT1 NormalOp, TF 1 Hour(s)	Unit CT1 DBOn, TF 1 Hour(s)
05/22/2019 00:00	0.0	0.0	0.0	0.0	0.0	0	0	0
05/22/2019 01:00	0.0	0.0	0.0	0.0	0.0	0	0	0
05/22/2019 02:00	0.0	0.0	0.0	0.0	0.0	0	0	0
05/22/2019 03:00	0.0	0.0	0.0	0.0	0.0	0	0	0
05/22/2019 04:00	0.0	0.0	0.0	0.0	0.0	0	0	0
05/22/2019 05:00	0.0	0.0	0.0	0.0	0.0	0	0	0
05/22/2019 06:00	0.0	0.0	0.0	0.0	0.0	0	0	0
05/22/2019 07:00	0.0	0.0	0.0	0.0	0.0	0	0	0
05/22/2019 08:00	0.0	0.0	0.0	0.0	0.0	0	0	0
05/22/2019 09:00	0.0	0.0	0.0	0.0	0.0	0	0	0
05/22/2019 10:00	0.0	0.0	0.0	0.0	0.0	0	0	0
05/22/2019 11:00	0.0	0.0	0.0	0.0	0.0	0	0	0
05/22/2019 12:00	0.0	0.0	0.0	0.0	0.0	0	0	0
05/22/2019 13:00	0.0	0.0	0.0	0.0	0.0	0	0	0
05/22/2019 14:00	0.0	0.0	0.0	0.0	0.0	0	0	0
05/22/2019 15:00	0.0	0.0	0.0	0.0	0.0	0	0	0
05/22/2019 16:00	0.0	0.0	0.0	0.0	0.0	0	0	0
05/22/2019 17:00	0.0	0.0	0.0	0.0	0.0	0	0	0
05/22/2019 18:00	0.0	0.0	0.0	0.0	0.0	0	0	0
05/22/2019 19:00	0.0	0.0	0.0	0.0	0.0	0	0	0
05/22/2019 20:00	0.0	0.0	0.0	0.0	0.0	0	0	0
05/22/2019 21:00	0.0	0.0	0.0	0.0	0.0	0	0	0
05/22/2019 22:00	0.0	0.0	0.0	0.0	0.0	0	0	0
05/22/2019 23:00	0.0	0.0	0.0	0.0	0.0	0	0	0
Average/Sum#:	0.0	0.0	0.0	0.0	0.0	0 #	0 #	0 #
Minimum:	0.0	0.0	0.0	0.0	0.0	0	0	0
Maximum:	0.0	0.0	0.0	0.0	0.0	0	0	0
%SI	100.00	100.00	100.00	100.00	100.00	0.00	0.00	0.00

# Daily Summary Report

## CT1 - VOC



From: 04/01/2019 00:00 To: 06/30/2019 23:59 Facility Name: COLUSA GENERATING STATION  
 Generated: 07/03/2019 08:19 Location: Maxwell, CA

Red = Invalid or Excluded Data | Green = Edited Status | Blue = Edited Value | \* = Excess Emission

Const. Value/Limit Tag:

	Unit CT1 VOC, Ppm 1 Hour(s)	Unit CT1 O2, Dry, Pct 1 Hour(s)	Unit CT1 HI, MBtuPerHr 1 Hour(s)	> Limit Unit CT1 VOC, Ppmvdc 1 Hour(s)	> Limit Unit CT1 VOC, LbPerHr 1 Hour(s)	Unit CT1 UnitOn, TF 1 Hour(s)	Unit CT1 NormalOp, TF 1 Hour(s)	Unit CT1 DBOn, TF 1 Hour(s)
05/23/2019 00:00	0.0	0.0	0.0	0.0	0.0	0	0	0
05/23/2019 01:00	0.0	0.0	0.0	0.0	0.0	0	0	0
05/23/2019 02:00	0.0	0.0	0.0	0.0	0.0	0	0	0
05/23/2019 03:00	0.0	0.0	0.0	0.0	0.0	0	0	0
05/23/2019 04:00	0.0	0.0	0.0	0.0	0.0	0	0	0
05/23/2019 05:00	0.0	0.0	0.0	0.0	0.0	0	0	0
05/23/2019 06:00	0.0	0.0	0.0	0.0	0.0	0	0	0
05/23/2019 07:00	0.0	0.0	0.0	0.0	0.0	0	0	0
05/23/2019 08:00	0.0	0.0	0.0	0.0	0.0	0	0	0
05/23/2019 09:00	0.0	0.0	0.0	0.0	0.0	0	0	0
05/23/2019 10:00	0.0	0.0	0.0	0.0	0.0	0	0	0
05/23/2019 11:00	0.0	0.0	0.0	0.0	0.0	0	0	0
05/23/2019 12:00	0.0	0.0	0.0	0.0	0.0	0	0	0
05/23/2019 13:00	0.0	0.0	0.0	0.0	0.0	0	0	0
05/23/2019 14:00	0.0	0.0	0.0	0.0	0.0	0	0	0
05/23/2019 15:00	0.0	0.0	0.0	0.0	0.0	0	0	0
05/23/2019 16:00	0.0	0.0	0.0	0.0	0.0	0	0	0
05/23/2019 17:00	0.0	0.0	0.0	0.0	0.0	0	0	0
05/23/2019 18:00	0.0	0.0	0.0	0.0	0.0	0	0	0
05/23/2019 19:00	0.0	0.0	0.0	0.0	0.0	0	0	0
05/23/2019 20:00	0.0	0.0	0.0	0.0	0.0	0	0	0
05/23/2019 21:00	0.0	0.0	0.0	0.0	0.0	0	0	0
05/23/2019 22:00	0.0	0.0	0.0	0.0	0.0	0	0	0
05/23/2019 23:00	0.0	0.0	0.0	0.0	0.0	0	0	0
Average/Sum#:	0.0	0.0	0.0	0.0	0.0	0 #	0 #	0 #
Minimum:	0.0	0.0	0.0	0.0	0.0	0	0	0
Maximum:	0.0	0.0	0.0	0.0	0.0	0	0	0
%SI	100.00	100.00	100.00	100.00	100.00	0.00	0.00	0.00

# Daily Summary Report

## CT1 - VOC



From: 04/01/2019 00:00 To: 06/30/2019 23:59 Facility Name: COLUSA GENERATING STATION  
 Generated: 07/03/2019 08:19 Location: Maxwell, CA

Red = Invalid or Excluded Data | Green = Edited Status | Blue = Edited Value | \* = Excess Emission

Const. Value/Limit Tag:

	Unit CT1 VOC, Ppm 1 Hour(s)	Unit CT1 O2, Dry, Pct 1 Hour(s)	Unit CT1 HI, MBtuPerHr 1 Hour(s)	> Limit Unit CT1 VOC, Ppmvdc 1 Hour(s)	> Limit Unit CT1 VOC, LbPerHr 1 Hour(s)	Unit CT1 UnitOn, TF 1 Hour(s)	Unit CT1 NormalOp, TF 1 Hour(s)	Unit CT1 DBOn, TF 1 Hour(s)
05/24/2019 00:00	0.0	0.0	0.0	0.0	0.0	0	0	0
05/24/2019 01:00	0.0	0.0	0.0	0.0	0.0	0	0	0
05/24/2019 02:00	0.0	0.0	0.0	0.0	0.0	0	0	0
05/24/2019 03:00	0.0	0.0	0.0	0.0	0.0	0	0	0
05/24/2019 04:00	0.0	0.0	0.0	0.0	0.0	0	0	0
05/24/2019 05:00	0.0	0.0	0.0	0.0	0.0	0	0	0
05/24/2019 06:00	0.0	0.0	0.0	0.0	0.0	0	0	0
05/24/2019 07:00	0.0	0.0	0.0	0.0	0.0	0	0	0
05/24/2019 08:00	0.0	0.0	0.0	0.0	0.0	0	0	0
05/24/2019 09:00	0.0	0.0	0.0	0.0	0.0	0	0	0
05/24/2019 10:00	0.0	0.0	0.0	0.0	0.0	0	0	0
05/24/2019 11:00	0.0	0.0	0.0	0.0	0.0	0	0	0
05/24/2019 12:00	0.0	0.0	0.0	0.0	0.0	0	0	0
05/24/2019 13:00	0.0	0.0	0.0	0.0	0.0	0	0	0
05/24/2019 14:00	0.0	0.0	0.0	0.0	0.0	0	0	0
05/24/2019 15:00	0.0	0.0	0.0	0.0	0.0	0	0	0
05/24/2019 16:00	0.0	0.0	0.0	0.0	0.0	0	0	0
05/24/2019 17:00	0.0	0.0	0.0	0.0	0.0	0	0	0
05/24/2019 18:00	0.0	0.0	0.0	0.0	0.0	0	0	0
05/24/2019 19:00	0.0	0.0	0.0	0.0	0.0	0	0	0
05/24/2019 20:00	0.0	0.0	0.0	0.0	0.0	0	0	0
05/24/2019 21:00	0.0	0.0	0.0	0.0	0.0	0	0	0
05/24/2019 22:00	0.0	0.0	0.0	0.0	0.0	0	0	0
05/24/2019 23:00	0.0	0.0	0.0	0.0	0.0	0	0	0
Average/Sum#:	0.0	0.0	0.0	0.0	0.0	0 #	0 #	0 #
Minimum:	0.0	0.0	0.0	0.0	0.0	0	0	0
Maximum:	0.0	0.0	0.0	0.0	0.0	0	0	0
%SI	100.00	100.00	100.00	100.00	100.00	0.00	0.00	0.00

# Daily Summary Report

## CT1 - VOC



From: 04/01/2019 00:00 To: 06/30/2019 23:59 Facility Name: COLUSA GENERATING STATION  
 Generated: 07/03/2019 08:19 Location: Maxwell, CA

Red = Invalid or Excluded Data | Green = Edited Status | Blue = Edited Value | \* = Excess Emission

Const. Value/Limit Tag:

	Unit CT1 VOC, Ppm 1 Hour(s)	Unit CT1 O2, Dry, Pct 1 Hour(s)	Unit CT1 HI, MBtuPerHr 1 Hour(s)	> Limit Unit CT1 VOC, Ppmvdc 1 Hour(s)	> Limit Unit CT1 VOC, LbPerHr 1 Hour(s)	Unit CT1 UnitOn, TF 1 Hour(s)	Unit CT1 NormalOp, TF 1 Hour(s)	Unit CT1 DBOn, TF 1 Hour(s)
05/25/2019 00:00	0.0	0.0	0.0	0.0	0.0	0	0	0
05/25/2019 01:00	0.0	0.0	0.0	0.0	0.0	0	0	0
05/25/2019 02:00	0.0	0.0	0.0	0.0	0.0	0	0	0
05/25/2019 03:00	0.0	0.0	0.0	0.0	0.0	0	0	0
05/25/2019 04:00	0.0	0.0	0.0	0.0	0.0	0	0	0
05/25/2019 05:00	0.0	0.0	0.0	0.0	0.0	0	0	0
05/25/2019 06:00	0.0	0.0	0.0	0.0	0.0	0	0	0
05/25/2019 07:00	0.0	0.0	0.0	0.0	0.0	0	0	0
05/25/2019 08:00	0.0	0.0	0.0	0.0	0.0	0	0	0
05/25/2019 09:00	0.0	0.0	0.0	0.0	0.0	0	0	0
05/25/2019 10:00	0.0	0.0	0.0	0.0	0.0	0	0	0
05/25/2019 11:00	0.0	0.0	0.0	0.0	0.0	0	0	0
05/25/2019 12:00	0.0	0.0	0.0	0.0	0.0	0	0	0
05/25/2019 13:00	0.0	0.0	0.0	0.0	0.0	0	0	0
05/25/2019 14:00	0.0	0.0	0.0	0.0	0.0	0	0	0
05/25/2019 15:00	0.0	0.0	0.0	0.0	0.0	0	0	0
05/25/2019 16:00	0.0	0.0	0.0	0.0	0.0	0	0	0
05/25/2019 17:00	0.0	0.0	0.0	0.0	0.0	0	0	0
05/25/2019 18:00	0.0	0.0	0.0	0.0	0.0	0	0	0
05/25/2019 19:00	0.0	0.0	0.0	0.0	0.0	0	0	0
05/25/2019 20:00	0.0	0.0	0.0	0.0	0.0	0	0	0
05/25/2019 21:00	0.0	0.0	0.0	0.0	0.0	0	0	0
05/25/2019 22:00	0.0	0.0	0.0	0.0	0.0	0	0	0
05/25/2019 23:00	0.0	0.0	0.0	0.0	0.0	0	0	0
Average/Sum#:	0.0	0.0	0.0	0.0	0.0	0 #	0 #	0 #
Minimum:	0.0	0.0	0.0	0.0	0.0	0	0	0
Maximum:	0.0	0.0	0.0	0.0	0.0	0	0	0
%SI	100.00	100.00	100.00	100.00	100.00	0.00	0.00	0.00

# Daily Summary Report

## CT1 - VOC



From: 04/01/2019 00:00 To: 06/30/2019 23:59 Facility Name: COLUSA GENERATING STATION  
 Generated: 07/03/2019 08:19 Location: Maxwell, CA

Red = Invalid or Excluded Data | Green = Edited Status | Blue = Edited Value | \* = Excess Emission

Const. Value/Limit Tag:

	Unit CT1 VOC, Ppm 1 Hour(s)	Unit CT1 O2, Dry, Pct 1 Hour(s)	Unit CT1 HI, MBtuPerHr 1 Hour(s)	> Limit Unit CT1 VOC, Ppmvdc 1 Hour(s)	> Limit Unit CT1 VOC, LbPerHr 1 Hour(s)	Unit CT1 UnitOn, TF 1 Hour(s)	Unit CT1 NormalOp, TF 1 Hour(s)	Unit CT1 DBOn, TF 1 Hour(s)
05/26/2019 00:00	0.0	0.0	0.0	0.0	0.0	0	0	0
05/26/2019 01:00	0.0	0.0	0.0	0.0	0.0	0	0	0
05/26/2019 02:00	0.0	0.0	0.0	0.0	0.0	0	0	0
05/26/2019 03:00	0.0	0.0	0.0	0.0	0.0	0	0	0
05/26/2019 04:00	0.0	0.0	0.0	0.0	0.0	0	0	0
05/26/2019 05:00	0.0	0.0	0.0	0.0	0.0	0	0	0
05/26/2019 06:00	0.0	0.0	0.0	0.0	0.0	0	0	0
05/26/2019 07:00	0.0	0.0	0.0	0.0	0.0	0	0	0
05/26/2019 08:00	0.0	0.0	0.0	0.0	0.0	0	0	0
05/26/2019 09:00	0.0	0.0	0.0	0.0	0.0	0	0	0
05/26/2019 10:00	0.0	0.0	0.0	0.0	0.0	0	0	0
05/26/2019 11:00	0.0	0.0	0.0	0.0	0.0	0	0	0
05/26/2019 12:00	0.0	0.0	0.0	0.0	0.0	0	0	0
05/26/2019 13:00	0.0	0.0	0.0	0.0	0.0	0	0	0
05/26/2019 14:00	0.0	0.0	0.0	0.0	0.0	0	0	0
05/26/2019 15:00	0.0	0.0	0.0	0.0	0.0	0	0	0
05/26/2019 16:00	0.0	0.0	0.0	0.0	0.0	0	0	0
05/26/2019 17:00	0.0	0.0	0.0	0.0	0.0	0	0	0
05/26/2019 18:00	0.0	0.0	0.0	0.0	0.0	0	0	0
05/26/2019 19:00	0.0	0.0	0.0	0.0	0.0	0	0	0
05/26/2019 20:00	0.0	0.0	0.0	0.0	0.0	0	0	0
05/26/2019 21:00	0.0	0.0	0.0	0.0	0.0	0	0	0
05/26/2019 22:00	0.0	0.0	0.0	0.0	0.0	0	0	0
05/26/2019 23:00	0.0	0.0	0.0	0.0	0.0	0	0	0
Average/Sum#:	0.0	0.0	0.0	0.0	0.0	0 #	0 #	0 #
Minimum:	0.0	0.0	0.0	0.0	0.0	0	0	0
Maximum:	0.0	0.0	0.0	0.0	0.0	0	0	0
%SI	100.00	100.00	100.00	100.00	100.00	0.00	0.00	0.00

# Daily Summary Report

## CT1 - VOC



From: 04/01/2019 00:00 To: 06/30/2019 23:59 Facility Name: COLUSA GENERATING STATION  
 Generated: 07/03/2019 08:19 Location: Maxwell, CA

Red = Invalid or Excluded Data | Green = Edited Status | Blue = Edited Value | \* = Excess Emission

Const. Value/Limit Tag:

	Unit CT1 VOC, Ppm 1 Hour(s)	Unit CT1 O2, Dry, Pct 1 Hour(s)	Unit CT1 HI, MBtuPerHr 1 Hour(s)	> Limit Unit CT1 VOC, Ppmvdc 1 Hour(s)	> Limit Unit CT1 VOC, LbPerHr 1 Hour(s)	Unit CT1 UnitOn, TF 1 Hour(s)	Unit CT1 NormalOp, TF 1 Hour(s)	Unit CT1 DBOn, TF 1 Hour(s)
05/27/2019 00:00	0.0	0.0	0.0	0.0	0.0	0	0	0
05/27/2019 01:00	0.0	0.0	0.0	0.0	0.0	0	0	0
05/27/2019 02:00	0.0	0.0	0.0	0.0	0.0	0	0	0
05/27/2019 03:00	0.0	0.0	0.0	0.0	0.0	0	0	0
05/27/2019 04:00	0.0	0.0	0.0	0.0	0.0	0	0	0
05/27/2019 05:00	0.0	0.0	0.0	0.0	0.0	0	0	0
05/27/2019 06:00	0.0	0.0	0.0	0.0	0.0	0	0	0
05/27/2019 07:00	0.0	0.0	0.0	0.0	0.0	0	0	0
05/27/2019 08:00	0.0	0.0	0.0	0.0	0.0	0	0	0
05/27/2019 09:00	0.0	0.0	0.0	0.0	0.0	0	0	0
05/27/2019 10:00	0.0	0.0	0.0	0.0	0.0	0	0	0
05/27/2019 11:00	0.0	0.0	0.0	0.0	0.0	0	0	0
05/27/2019 12:00	0.0	0.0	0.0	0.0	0.0	0	0	0
05/27/2019 13:00	0.0	0.0	0.0	0.0	0.0	0	0	0
05/27/2019 14:00	0.0	0.0	0.0	0.0	0.0	0	0	0
05/27/2019 15:00	0.0	0.0	0.0	0.0	0.0	0	0	0
05/27/2019 16:00	0.0	0.0	0.0	0.0	0.0	0	0	0
05/27/2019 17:00	0.0	0.0	0.0	0.0	0.0	0	0	0
05/27/2019 18:00	0.0	0.0	0.0	0.0	0.0	0	0	0
05/27/2019 19:00	0.0	0.0	0.0	0.0	0.0	0	0	0
05/27/2019 20:00	0.0	0.0	0.0	0.0	0.0	0	0	0
05/27/2019 21:00	0.0	0.0	0.0	0.0	0.0	0	0	0
05/27/2019 22:00	0.0	0.0	0.0	0.0	0.0	0	0	0
05/27/2019 23:00	0.0	0.0	0.0	0.0	0.0	0	0	0
Average/Sum#:	0.0	0.0	0.0	0.0	0.0	0 #	0 #	0 #
Minimum:	0.0	0.0	0.0	0.0	0.0	0	0	0
Maximum:	0.0	0.0	0.0	0.0	0.0	0	0	0
%SI	100.00	100.00	100.00	100.00	100.00	0.00	0.00	0.00



# Daily Summary Report

## CT1 - VOC



From: 04/01/2019 00:00 To: 06/30/2019 23:59 Facility Name: COLUSA GENERATING STATION  
 Generated: 07/03/2019 08:19 Location: Maxwell, CA

Red = Invalid or Excluded Data | Green = Edited Status | Blue = Edited Value | \* = Excess Emission

Const. Value/Limit Tag:

	Unit CT1 VOC, Ppm 1 Hour(s)	Unit CT1 O2, Dry, Pct 1 Hour(s)	Unit CT1 HI, MBtuPerHr 1 Hour(s)	> Limit Unit CT1 VOC, Ppmvdc 1 Hour(s)	> Limit Unit CT1 VOC, LbPerHr 1 Hour(s)	Unit CT1 UnitOn, TF 1 Hour(s)	Unit CT1 NormalOp, TF 1 Hour(s)	Unit CT1 DBOn, TF 1 Hour(s)
05/28/2019 00:00	0.0	0.0	0.0	0.0	0.0	0	0	0
05/28/2019 01:00	0.0	0.0	0.0	0.0	0.0	0	0	0
05/28/2019 02:00	0.0	0.0	0.0	0.0	0.0	0	0	0
05/28/2019 03:00	0.0	0.0	0.0	0.0	0.0	0	0	0
05/28/2019 04:00	0.0	0.0	0.0	0.0	0.0	0	0	0
05/28/2019 05:00	0.0	0.0	0.0	0.0	0.0	0	0	0
05/28/2019 06:00	0.0	0.0	0.0	0.0	0.0	0	0	0
05/28/2019 07:00	0.0	0.0	0.0	0.0	0.0	0	0	0
05/28/2019 08:00	0.0	0.0	0.0	0.0	0.0	0	0	0
05/28/2019 09:00	0.0	0.0	0.0	0.0	0.0	0	0	0
05/28/2019 10:00	0.0	0.0	0.0	0.0	0.0	0	0	0
05/28/2019 11:00	0.0	0.0	0.0	0.0	0.0	0	0	0
05/28/2019 12:00	0.0	0.0	0.0	0.0	0.0	0	0	0
05/28/2019 13:00	0.0	0.0	0.0	0.0	0.0	0	0	0
05/28/2019 14:00	0.0	0.0	0.0	0.0	0.0	0	0	0
05/28/2019 15:00	0.0	0.0	0.0	0.0	0.0	0	0	0
05/28/2019 16:00	0.0	0.0	0.0	0.0	0.0	0	0	0
05/28/2019 17:00	0.0	0.0	0.0	0.0	0.0	0	0	0
05/28/2019 18:00	0.0	0.0	0.0	0.0	0.0	0	0	0
05/28/2019 19:00	0.0	0.0	0.0	0.0	0.0	0	0	0
05/28/2019 20:00	0.0	0.0	0.0	0.0	0.0	0	0	0
05/28/2019 21:00	0.0	0.0	0.0	0.0	0.0	0	0	0
05/28/2019 22:00	0.0	0.0	0.0	0.0	0.0	0	0	0
05/28/2019 23:00	0.0	0.0	0.0	0.0	0.0	0	0	0
Average/Sum#:	0.0	0.0	0.0	0.0	0.0	0 #	0 #	0 #
Minimum:	0.0	0.0	0.0	0.0	0.0	0	0	0
Maximum:	0.0	0.0	0.0	0.0	0.0	0	0	0
%SI	100.00	100.00	100.00	100.00	100.00	0.00	0.00	0.00

# Daily Summary Report

## CT1 - VOC



From: 04/01/2019 00:00 To: 06/30/2019 23:59 Facility Name: COLUSA GENERATING STATION  
 Generated: 07/03/2019 08:19 Location: Maxwell, CA

Red = Invalid or Excluded Data | Green = Edited Status | Blue = Edited Value | \* = Excess Emission

Const. Value/Limit Tag:

	Unit CT1 VOC, Ppm 1 Hour(s)	Unit CT1 O2, Dry, Pct 1 Hour(s)	Unit CT1 HI, MBtuPerHr 1 Hour(s)	> Limit Unit CT1 VOC, Ppmvdc 1 Hour(s)	> Limit Unit CT1 VOC, LbPerHr 1 Hour(s)	Unit CT1 UnitOn, TF 1 Hour(s)	Unit CT1 NormalOp, TF 1 Hour(s)	Unit CT1 DBOn, TF 1 Hour(s)
05/29/2019 00:00	0.0	0.0	0.0	0.0	0.0	0	0	0
05/29/2019 01:00	0.0	0.0	0.0	0.0	0.0	0	0	0
05/29/2019 02:00	0.0	0.0	0.0	0.0	0.0	0	0	0
05/29/2019 03:00	0.0	0.0	0.0	0.0	0.0	0	0	0
05/29/2019 04:00	0.0	0.0	0.0	0.0	0.0	0	0	0
05/29/2019 05:00	0.0	0.0	0.0	0.0	0.0	0	0	0
05/29/2019 06:00	0.0	0.0	0.0	0.0	0.0	0	0	0
05/29/2019 07:00	0.0	0.0	0.0	0.0	0.0	0	0	0
05/29/2019 08:00	0.0	0.0	0.0	0.0	0.0	0	0	0
05/29/2019 09:00	0.0	0.0	0.0	0.0	0.0	0	0	0
05/29/2019 10:00	0.0	0.0	0.0	0.0	0.0	0	0	0
05/29/2019 11:00	0.0	0.0	0.0	0.0	0.0	0	0	0
05/29/2019 12:00	0.0	0.0	0.0	0.0	0.0	0	0	0
05/29/2019 13:00	0.0	0.0	0.0	0.0	0.0	0	0	0
05/29/2019 14:00	0.0	0.0	0.0	0.0	0.0	0	0	0
05/29/2019 15:00	0.0	0.0	0.0	0.0	0.0	0	0	0
05/29/2019 16:00	0.0	0.0	0.0	0.0	0.0	0	0	0
05/29/2019 17:00	0.0	0.0	0.0	0.0	0.0	0	0	0
05/29/2019 18:00	0.0	0.0	0.0	0.0	0.0	0	0	0
05/29/2019 19:00	0.0	0.0	0.0	0.0	0.0	0	0	0
05/29/2019 20:00	0.0	0.0	0.0	0.0	0.0	0	0	0
05/29/2019 21:00	0.0	0.0	0.0	0.0	0.0	0	0	0
05/29/2019 22:00	0.0	0.0	0.0	0.0	0.0	0	0	0
05/29/2019 23:00	0.0	0.0	0.0	0.0	0.0	0	0	0
Average/Sum#:	0.0	0.0	0.0	0.0	0.0	0 #	0 #	0 #
Minimum:	0.0	0.0	0.0	0.0	0.0	0	0	0
Maximum:	0.0	0.0	0.0	0.0	0.0	0	0	0
%SI	100.00	100.00	100.00	100.00	100.00	0.00	0.00	0.00

# Daily Summary Report

## CT1 - VOC



From: 04/01/2019 00:00 To: 06/30/2019 23:59 Facility Name: COLUSA GENERATING STATION  
 Generated: 07/03/2019 08:19 Location: Maxwell, CA

Red = Invalid or Excluded Data | Green = Edited Status | Blue = Edited Value | \* = Excess Emission

Const. Value/Limit Tag:

	Unit CT1 VOC, Ppm 1 Hour(s)	Unit CT1 O2, Dry, Pct 1 Hour(s)	Unit CT1 HI, MBtuPerHr 1 Hour(s)	> Limit Unit CT1 VOC, Ppmvdc 1 Hour(s)	> Limit Unit CT1 VOC, LbPerHr 1 Hour(s)	Unit CT1 UnitOn, TF 1 Hour(s)	Unit CT1 NormalOp, TF 1 Hour(s)	Unit CT1 DBOn, TF 1 Hour(s)
05/30/2019 00:00	0.0	0.0	0.0	0.0	0.0	0	0	0
05/30/2019 01:00	0.0	0.0	0.0	0.0	0.0	0	0	0
05/30/2019 02:00	0.0	0.0	0.0	0.0	0.0	0	0	0
05/30/2019 03:00	0.0	0.0	0.0	0.0	0.0	0	0	0
05/30/2019 04:00	0.0	0.0	0.0	0.0	0.0	0	0	0
05/30/2019 05:00	0.0	0.0	0.0	0.0	0.0	0	0	0
05/30/2019 06:00	0.0	0.0	0.0	0.0	0.0	0	0	0
05/30/2019 07:00	0.0	0.0	0.0	0.0	0.0	0	0	0
05/30/2019 08:00	0.0	0.0	0.0	0.0	0.0	0	0	0
05/30/2019 09:00	0.0	0.0	0.0	0.0	0.0	0	0	0
05/30/2019 10:00	0.0	0.0	0.0	0.0	0.0	0	0	0
05/30/2019 11:00	0.0	0.0	0.0	0.0	0.0	0	0	0
05/30/2019 12:00	0.0	0.0	0.0	0.0	0.0	0	0	0
05/30/2019 13:00	0.0	0.0	0.0	0.0	0.0	0	0	0
05/30/2019 14:00	0.0	0.0	0.0	0.0	0.0	0	0	0
05/30/2019 15:00	0.0	0.0	0.0	0.0	0.0	0	0	0
05/30/2019 16:00	0.0	0.0	0.0	0.0	0.0	0	0	0
05/30/2019 17:00	0.0	0.0	0.0	0.0	0.0	0	0	0
05/30/2019 18:00	0.0	0.0	0.0	0.0	0.0	0	0	0
05/30/2019 19:00	0.0	0.0	0.0	0.0	0.0	0	0	0
05/30/2019 20:00	0.0	0.0	0.0	0.0	0.0	0	0	0
05/30/2019 21:00	0.0	0.0	0.0	0.0	0.0	0	0	0
05/30/2019 22:00	0.0	0.0	0.0	0.0	0.0	0	0	0
05/30/2019 23:00	0.0	0.0	0.0	0.0	0.0	0	0	0
Average/Sum#:	0.0	0.0	0.0	0.0	0.0	0 #	0 #	0 #
Minimum:	0.0	0.0	0.0	0.0	0.0	0	0	0
Maximum:	0.0	0.0	0.0	0.0	0.0	0	0	0
%SI	100.00	100.00	100.00	100.00	100.00	0.00	0.00	0.00

# Daily Summary Report

## CT1 - VOC



From: 04/01/2019 00:00 To: 06/30/2019 23:59 Facility Name: COLUSA GENERATING STATION  
 Generated: 07/03/2019 08:19 Location: Maxwell, CA

Red = Invalid or Excluded Data | Green = Edited Status | Blue = Edited Value | \* = Excess Emission

Const. Value/Limit Tag:

	Unit CT1 VOC, Ppm 1 Hour(s)	Unit CT1 O2, Dry, Pct 1 Hour(s)	Unit CT1 HI, MBtuPerHr 1 Hour(s)	> Limit Unit CT1 VOC, Ppmvdc 1 Hour(s)	> Limit Unit CT1 VOC, LbPerHr 1 Hour(s)	Unit CT1 UnitOn, TF 1 Hour(s)	Unit CT1 NormalOp, TF 1 Hour(s)	Unit CT1 DBOn, TF 1 Hour(s)
05/31/2019 00:00	0.0	0.0	0.0	0.0	0.0	0	0	0
05/31/2019 01:00	0.0	0.0	0.0	0.0	0.0	0	0	0
05/31/2019 02:00	0.0	0.0	0.0	0.0	0.0	0	0	0
05/31/2019 03:00	0.0	0.0	0.0	0.0	0.0	0	0	0
05/31/2019 04:00	0.0	0.0	0.0	0.0	0.0	0	0	0
05/31/2019 05:00	0.0	0.0	0.0	0.0	0.0	0	0	0
05/31/2019 06:00	0.0	0.0	0.0	0.0	0.0	0	0	0
05/31/2019 07:00	0.0	0.0	0.0	0.0	0.0	0	0	0
05/31/2019 08:00	0.0	0.0	0.0	0.0	0.0	0	0	0
05/31/2019 09:00	0.0	0.0	0.0	0.0	0.0	0	0	0
05/31/2019 10:00	0.0	0.0	0.0	0.0	0.0	0	0	0
05/31/2019 11:00	0.0	0.0	0.0	0.0	0.0	0	0	0
05/31/2019 12:00	0.0	0.0	0.0	0.0	0.0	0	0	0
05/31/2019 13:00	0.0	0.0	0.0	0.0	0.0	0	0	0
05/31/2019 14:00	0.0	0.0	0.0	0.0	0.0	0	0	0
05/31/2019 15:00	0.0	0.0	0.0	0.0	0.0	0	0	0
05/31/2019 16:00	0.0	0.0	0.0	0.0	0.0	0	0	0
05/31/2019 17:00	0.0	0.0	0.0	0.0	0.0	0	0	0
05/31/2019 18:00	0.0	0.0	0.0	0.0	0.0	0	0	0
05/31/2019 19:00	0.0	0.0	0.0	0.0	0.0	0	0	0
05/31/2019 20:00	0.0	0.0	0.0	0.0	0.0	0	0	0
05/31/2019 21:00	0.0	0.0	0.0	0.0	0.0	0	0	0
05/31/2019 22:00	0.0	0.0	0.0	0.0	0.0	0	0	0
05/31/2019 23:00	0.0	0.0	0.0	0.0	0.0	0	0	0
Average/Sum#:	0.0	0.0	0.0	0.0	0.0	0 #	0 #	0 #
Minimum:	0.0	0.0	0.0	0.0	0.0	0	0	0
Maximum:	0.0	0.0	0.0	0.0	0.0	0	0	0
%SI	100.00	100.00	100.00	100.00	100.00	0.00	0.00	0.00

# Daily Summary Report

## CT1 - VOC



From: 04/01/2019 00:00 To: 06/30/2019 23:59 Facility Name: COLUSA GENERATING STATION  
 Generated: 07/03/2019 08:19 Location: Maxwell, CA

Red = Invalid or Excluded Data | Green = Edited Status | Blue = Edited Value | \* = Excess Emission

Const. Value/Limit Tag:

	Unit CT1 VOC, Ppm 1 Hour(s)	Unit CT1 O2, Dry, Pct 1 Hour(s)	Unit CT1 HI, MBtuPerHr 1 Hour(s)	> Limit Unit CT1 VOC, Ppmvdc 1 Hour(s)	> Limit Unit CT1 VOC, LbPerHr 1 Hour(s)	Unit CT1 UnitOn, TF 1 Hour(s)	Unit CT1 NormalOp, TF 1 Hour(s)	Unit CT1 DBOn, TF 1 Hour(s)
06/01/2019 00:00	0.0	0.0	0.0	0.0	0.0	0	0	0
06/01/2019 01:00	0.0	0.0	0.0	0.0	0.0	0	0	0
06/01/2019 02:00	0.0	0.0	0.0	0.0	0.0	0	0	0
06/01/2019 03:00	0.0	0.0	0.0	0.0	0.0	0	0	0
06/01/2019 04:00	0.0	0.0	0.0	0.0	0.0	0	0	0
06/01/2019 05:00	0.0	0.0	0.0	0.0	0.0	0	0	0
06/01/2019 06:00	0.0	0.0	0.0	0.0	0.0	0	0	0
06/01/2019 07:00	0.0	0.0	0.0	0.0	0.0	0	0	0
06/01/2019 08:00	0.0	0.0	0.0	0.0	0.0	0	0	0
06/01/2019 09:00	0.0	0.0	0.0	0.0	0.0	0	0	0
06/01/2019 10:00	0.0	0.0	0.0	0.0	0.0	0	0	0
06/01/2019 11:00	0.0	0.0	0.0	0.0	0.0	0	0	0
06/01/2019 12:00	0.0	0.0	0.0	0.0	0.0	0	0	0
06/01/2019 13:00	0.0	0.0	0.0	0.0	0.0	0	0	0
06/01/2019 14:00	0.0	0.0	0.0	0.0	0.0	0	0	0
06/01/2019 15:00	0.0	0.0	0.0	0.0	0.0	0	0	0
06/01/2019 16:00	0.0	0.0	0.0	0.0	0.0	0	0	0
06/01/2019 17:00	0.0	0.0	0.0	0.0	0.0	0	0	0
06/01/2019 18:00	0.0	0.0	0.0	0.0	0.0	0	0	0
06/01/2019 19:00	0.0	0.0	0.0	0.0	0.0	0	0	0
06/01/2019 20:00	0.0	0.0	0.0	0.0	0.0	0	0	0
06/01/2019 21:00	0.0	0.0	0.0	0.0	0.0	0	0	0
06/01/2019 22:00	0.0	0.0	0.0	0.0	0.0	0	0	0
06/01/2019 23:00	0.0	0.0	0.0	0.0	0.0	0	0	0
Average/Sum#:	0.0	0.0	0.0	0.0	0.0	0 #	0 #	0 #
Minimum:	0.0	0.0	0.0	0.0	0.0	0	0	0
Maximum:	0.0	0.0	0.0	0.0	0.0	0	0	0
%SI	100.00	100.00	100.00	100.00	100.00	0.00	0.00	0.00

# Daily Summary Report

## CT1 - VOC



From: 04/01/2019 00:00 To: 06/30/2019 23:59 Facility Name: COLUSA GENERATING STATION  
 Generated: 07/03/2019 08:19 Location: Maxwell, CA

Red = Invalid or Excluded Data | Green = Edited Status | Blue = Edited Value | \* = Excess Emission

Const. Value/Limit Tag:

	Unit CT1 VOC, Ppm 1 Hour(s)	Unit CT1 O2, Dry, Pct 1 Hour(s)	Unit CT1 HI, MBtuPerHr 1 Hour(s)	> Limit Unit CT1 VOC, Ppmvdc 1 Hour(s)	> Limit Unit CT1 VOC, LbPerHr 1 Hour(s)	Unit CT1 UnitOn, TF 1 Hour(s)	Unit CT1 NormalOp, TF 1 Hour(s)	Unit CT1 DBOn, TF 1 Hour(s)
06/02/2019 00:00	0.0	0.0	0.0	0.0	0.0	0	0	0
06/02/2019 01:00	0.0	0.0	0.0	0.0	0.0	0	0	0
06/02/2019 02:00	0.0	0.0	0.0	0.0	0.0	0	0	0
06/02/2019 03:00	0.0	0.0	0.0	0.0	0.0	0	0	0
06/02/2019 04:00	0.0	0.0	0.0	0.0	0.0	0	0	0
06/02/2019 05:00	0.0	0.0	0.0	0.0	0.0	0	0	0
06/02/2019 06:00	0.0	0.0	0.0	0.0	0.0	0	0	0
06/02/2019 07:00	0.0	0.0	0.0	0.0	0.0	0	0	0
06/02/2019 08:00	0.0	0.0	0.0	0.0	0.0	0	0	0
06/02/2019 09:00	0.0	0.0	0.0	0.0	0.0	0	0	0
06/02/2019 10:00	0.0	0.0	0.0	0.0	0.0	0	0	0
06/02/2019 11:00	0.0	0.0	0.0	0.0	0.0	0	0	0
06/02/2019 12:00	0.0	0.0	0.0	0.0	0.0	0	0	0
06/02/2019 13:00	0.0	0.0	0.0	0.0	0.0	0	0	0
06/02/2019 14:00	0.0	0.0	0.0	0.0	0.0	0	0	0
06/02/2019 15:00	0.0	0.0	0.0	0.0	0.0	0	0	0
06/02/2019 16:00	0.0	0.0	0.0	0.0	0.0	0	0	0
06/02/2019 17:00	0.0	0.0	0.0	0.0	0.0	0	0	0
06/02/2019 18:00	0.0	0.0	0.0	0.0	0.0	0	0	0
06/02/2019 19:00	0.0	0.0	0.0	0.0	0.0	0	0	0
06/02/2019 20:00	0.0	0.0	0.0	0.0	0.0	0	0	0
06/02/2019 21:00	0.0	0.0	0.0	0.0	0.0	0	0	0
06/02/2019 22:00	0.0	0.0	0.0	0.0	0.0	0	0	0
06/02/2019 23:00	0.0	0.0	0.0	0.0	0.0	0	0	0
Average/Sum#:	0.0	0.0	0.0	0.0	0.0	0 #	0 #	0 #
Minimum:	0.0	0.0	0.0	0.0	0.0	0	0	0
Maximum:	0.0	0.0	0.0	0.0	0.0	0	0	0
%SI	100.00	100.00	100.00	100.00	100.00	0.00	0.00	0.00

# Daily Summary Report

## CT1 - VOC



From: 04/01/2019 00:00 To: 06/30/2019 23:59 Facility Name: COLUSA GENERATING STATION  
 Generated: 07/03/2019 08:19 Location: Maxwell, CA

Red = Invalid or Excluded Data | Green = Edited Status | Blue = Edited Value | \* = Excess Emission

Const. Value/Limit Tag:

	Unit CT1 VOC, Ppm 1 Hour(s)	Unit CT1 O2, Dry, Pct 1 Hour(s)	Unit CT1 HI, MBtuPerHr 1 Hour(s)	> Limit Unit CT1 VOC, Ppmvdc 1 Hour(s)	> Limit Unit CT1 VOC, LbPerHr 1 Hour(s)	Unit CT1 UnitOn, TF 1 Hour(s)	Unit CT1 NormalOp, TF 1 Hour(s)	Unit CT1 DBOn, TF 1 Hour(s)
06/03/2019 00:00	0.0	0.0	0.0	0.0	0.0	0	0	0
06/03/2019 01:00	0.0	0.0	0.0	0.0	0.0	0	0	0
06/03/2019 02:00	0.0	0.0	0.0	0.0	0.0	0	0	0
06/03/2019 03:00	0.0	0.0	0.0	0.0	0.0	0	0	0
06/03/2019 04:00	0.0	0.0	0.0	0.0	0.0	0	0	0
06/03/2019 05:00	0.0	0.0	0.0	0.0	0.0	0	0	0
06/03/2019 06:00	0.0	0.0	0.0	0.0	0.0	0	0	0
06/03/2019 07:00	0.0	0.0	0.0	0.0	0.0	0	0	0
06/03/2019 08:00	0.0	0.0	0.0	0.0	0.0	0	0	0
06/03/2019 09:00	0.0	0.0	0.0	0.0	0.0	0	0	0
06/03/2019 10:00	0.0	0.0	0.0	0.0	0.0	0	0	0
06/03/2019 11:00	0.0	0.0	0.0	0.0	0.0	0	0	0
06/03/2019 12:00	0.0	0.0	0.0	0.0	0.0	0	0	0
06/03/2019 13:00	0.0	0.0	0.0	0.0	0.0	0	0	0
06/03/2019 14:00	0.0	0.0	0.0	0.0	0.0	0	0	0
06/03/2019 15:00	0.0	0.0	0.0	0.0	0.0	0	0	0
06/03/2019 16:00	0.0	0.0	0.0	0.0	0.0	0	0	0
06/03/2019 17:00	0.0	0.0	0.0	0.0	0.0	0	0	0
06/03/2019 18:00	0.0	0.0	0.0	0.0	0.0	0	0	0
06/03/2019 19:00	0.0	0.0	0.0	0.0	0.0	0	0	0
06/03/2019 20:00	0.0	0.0	0.0	0.0	0.0	0	0	0
06/03/2019 21:00	0.0	0.0	0.0	0.0	0.0	0	0	0
06/03/2019 22:00	0.0	0.0	0.0	0.0	0.0	0	0	0
06/03/2019 23:00	0.0	0.0	0.0	0.0	0.0	0	0	0
Average/Sum#:	0.0	0.0	0.0	0.0	0.0	0 #	0 #	0 #
Minimum:	0.0	0.0	0.0	0.0	0.0	0	0	0
Maximum:	0.0	0.0	0.0	0.0	0.0	0	0	0
%SI	100.00	100.00	100.00	100.00	100.00	0.00	0.00	0.00

# Daily Summary Report

## CT1 - VOC



From: 04/01/2019 00:00 To: 06/30/2019 23:59 Facility Name: COLUSA GENERATING STATION  
 Generated: 07/03/2019 08:19 Location: Maxwell, CA

Red = Invalid or Excluded Data | Green = Edited Status | Blue = Edited Value | \* = Excess Emission

Const. Value/Limit Tag:

	Unit CT1 VOC, Ppm 1 Hour(s)	Unit CT1 O2, Dry, Pct 1 Hour(s)	Unit CT1 HI, MBtuPerHr 1 Hour(s)	> Limit Unit CT1 VOC, Ppmvdc 1 Hour(s)	> Limit Unit CT1 VOC, LbPerHr 1 Hour(s)	Unit CT1 UnitOn, TF 1 Hour(s)	Unit CT1 NormalOp, TF 1 Hour(s)	Unit CT1 DBOn, TF 1 Hour(s)
06/04/2019 00:00	0.0	0.0	0.0	0.0	0.0	0	0	0
06/04/2019 01:00	0.0	0.0	0.0	0.0	0.0	0	0	0
06/04/2019 02:00	0.0	0.0	0.0	0.0	0.0	0	0	0
06/04/2019 03:00	0.0	0.0	0.0	0.0	0.0	0	0	0
06/04/2019 04:00	0.0	0.0	0.0	0.0	0.0	0	0	0
06/04/2019 05:00	0.0	0.0	0.0	0.0	0.0	0	0	0
06/04/2019 06:00	0.0	0.0	0.0	0.0	0.0	0	0	0
06/04/2019 07:00	0.0	0.0	0.0	0.0	0.0	0	0	0
06/04/2019 08:00	0.0	0.0	0.0	0.0	0.0	0	0	0
06/04/2019 09:00	0.0	0.0	0.0	0.0	0.0	0	0	0
06/04/2019 10:00	0.0	0.0	0.0	0.0	0.0	0	0	0
06/04/2019 11:00	0.0	0.0	0.0	0.0	0.0	0	0	0
06/04/2019 12:00	0.0	0.0	0.0	0.0	0.0	0	0	0
06/04/2019 13:00	0.0	0.0	0.0	0.0	0.0	0	0	0
06/04/2019 14:00	0.0	0.0	0.0	0.0	0.0	0	0	0
06/04/2019 15:00	0.0	0.0	0.0	0.0	0.0	0	0	0
06/04/2019 16:00	0.0	0.0	0.0	0.0	0.0	0	0	0
06/04/2019 17:00	0.0	0.0	0.0	0.0	0.0	0	0	0
06/04/2019 18:00	0.0	0.0	0.0	0.0	0.0	0	0	0
06/04/2019 19:00	0.0	0.0	0.0	0.0	0.0	0	0	0
06/04/2019 20:00	0.0	0.0	0.0	0.0	0.0	0	0	0
06/04/2019 21:00	0.0	0.0	0.0	0.0	0.0	0	0	0
06/04/2019 22:00	0.0	0.0	0.0	0.0	0.0	0	0	0
06/04/2019 23:00	0.0	0.0	0.0	0.0	0.0	0	0	0
Average/Sum#:	0.0	0.0	0.0	0.0	0.0	0 #	0 #	0 #
Minimum:	0.0	0.0	0.0	0.0	0.0	0	0	0
Maximum:	0.0	0.0	0.0	0.0	0.0	0	0	0
%SI	100.00	100.00	100.00	100.00	100.00	0.00	0.00	0.00



# Daily Summary Report

## CT1 - VOC



From: 04/01/2019 00:00 To: 06/30/2019 23:59 Facility Name: COLUSA GENERATING STATION  
 Generated: 07/03/2019 08:19 Location: Maxwell, CA

Red = Invalid or Excluded Data | Green = Edited Status | Blue = Edited Value | \* = Excess Emission

Const. Value/Limit Tag:

	Unit CT1 VOC, Ppm 1 Hour(s)	Unit CT1 O2, Dry, Pct 1 Hour(s)	Unit CT1 HI, MBtuPerHr 1 Hour(s)	> Limit Unit CT1 VOC, Ppmvdc 1 Hour(s)	> Limit Unit CT1 VOC, LbPerHr 1 Hour(s)	Unit CT1 UnitOn, TF 1 Hour(s)	Unit CT1 NormalOp, TF 1 Hour(s)	Unit CT1 DBOn, TF 1 Hour(s)
06/05/2019 00:00	0.0	0.0	0.0	0.0	0.0	0	0	0
06/05/2019 01:00	0.0	0.0	0.0	0.0	0.0	0	0	0
06/05/2019 02:00	0.0	0.0	0.0	0.0	0.0	0	0	0
06/05/2019 03:00	0.0	0.0	0.0	0.0	0.0	0	0	0
06/05/2019 04:00	0.0	0.0	0.0	0.0	0.0	0	0	0
06/05/2019 05:00	0.0	0.0	0.0	0.0	0.0	0	0	0
06/05/2019 06:00	0.0	0.0	0.0	0.0	0.0	0	0	0
06/05/2019 07:00	0.0	0.0	0.0	0.0	0.0	0	0	0
06/05/2019 08:00	0.0	0.0	0.0	0.0	0.0	0	0	0
06/05/2019 09:00	0.0	0.0	0.0	0.0	0.0	0	0	0
06/05/2019 10:00	0.0	0.0	0.0	0.0	0.0	0	0	0
06/05/2019 11:00	0.0	0.0	0.0	0.0	0.0	0	0	0
06/05/2019 12:00	0.0	0.0	0.0	0.0	0.0	0	0	0
06/05/2019 13:00	0.0	0.0	0.0	0.0	0.0	0	0	0
06/05/2019 14:00	0.0	18.1	292.6	0.0	0.2	1	0	0
06/05/2019 15:00	0.0	0.0	0.0	0.0	0.0	0	0	0
06/05/2019 16:00	0.0	0.0	0.0	0.0	0.0	0	0	0
06/05/2019 17:00	0.0	0.0	0.0	0.0	0.0	0	0	0
06/05/2019 18:00	0.0	0.0	0.0	0.0	0.0	0	0	0
06/05/2019 19:00	0.0	0.0	0.0	0.0	0.0	0	0	0
06/05/2019 20:00	0.0	0.0	0.0	0.0	0.0	0	0	0
06/05/2019 21:00	0.0	0.0	0.0	0.0	0.0	0	0	0
06/05/2019 22:00	0.0	0.0	0.0	0.0	0.0	0	0	0
06/05/2019 23:00	0.0	0.0	0.0	0.0	0.0	0	0	0
<b>Average/Sum#:</b>	0.0	18.1	292.6	0.0	0.2	1 #	0 #	0 #
<b>Minimum:</b>	0.0	18.1	292.6	0.0	0.2	0	0	0
<b>Maximum:</b>	0.0	18.1	292.6	0.0	0.2	1	0	0
<b>%SI</b>	95.83	95.83	95.83	95.83	95.83	0.00	0.00	0.00

# Daily Summary Report

## CT1 - VOC



From: 04/01/2019 00:00 To: 06/30/2019 23:59 Facility Name: COLUSA GENERATING STATION  
 Generated: 07/03/2019 08:19 Location: Maxwell, CA

Red = Invalid or Excluded Data | Green = Edited Status | Blue = Edited Value | \* = Excess Emission

Const. Value/Limit Tag:

	Unit CT1 VOC, Ppm 1 Hour(s)	Unit CT1 O2, Dry, Pct 1 Hour(s)	Unit CT1 HI, MBtuPerHr 1 Hour(s)	> Limit Unit CT1 VOC, Ppmvdc 1 Hour(s)	> Limit Unit CT1 VOC, LbPerHr 1 Hour(s)	Unit CT1 UnitOn, TF 1 Hour(s)	Unit CT1 NormalOp, TF 1 Hour(s)	Unit CT1 DBOn, TF 1 Hour(s)
06/06/2019 00:00	0.0	0.0	0.0	0.0	0.0	0	0	0
06/06/2019 01:00	0.0	0.0	0.0	0.0	0.0	0	0	0
06/06/2019 02:00	0.0	0.0	0.0	0.0	0.0	0	0	0
06/06/2019 03:00	0.0	0.0	0.0	0.0	0.0	0	0	0
06/06/2019 04:00	0.0	0.0	0.0	0.0	0.0	0	0	0
06/06/2019 05:00	0.0	0.0	0.0	0.0	0.0	0	0	0
06/06/2019 06:00	0.0	0.0	0.0	0.0	0.0	0	0	0
06/06/2019 07:00	0.0	0.0	0.0	0.0	0.0	0	0	0
06/06/2019 08:00	0.0	0.0	0.0	0.0	0.0	0	0	0
06/06/2019 09:00	0.0	0.0	0.0	0.0	0.0	0	0	0
06/06/2019 10:00	0.0	0.0	0.0	0.0	0.0	0	0	0
06/06/2019 11:00	0.0	0.0	0.0	0.0	0.0	0	0	0
06/06/2019 12:00	0.0	0.0	0.0	0.0	0.0	0	0	0
06/06/2019 13:00	0.0	0.0	0.0	0.0	0.0	0	0	0
06/06/2019 14:00	0.0	0.0	0.0	0.0	0.0	0	0	0
06/06/2019 15:00	0.0	0.0	0.0	0.0	0.0	0	0	0
06/06/2019 16:00	0.0	0.0	0.0	0.0	0.0	0	0	0
06/06/2019 17:00	0.0	0.0	0.0	0.0	0.0	0	0	0
06/06/2019 18:00	0.0	0.0	0.0	0.0	0.0	0	0	0
06/06/2019 19:00	0.0	0.0	0.0	0.0	0.0	0	0	0
06/06/2019 20:00	0.0	0.0	0.0	0.0	0.0	0	0	0
06/06/2019 21:00	0.0	0.0	0.0	0.0	0.0	0	0	0
06/06/2019 22:00	0.0	0.0	0.0	0.0	0.0	0	0	0
06/06/2019 23:00	0.0	0.0	0.0	0.0	0.0	0	0	0
Average/Sum#:	0.0	0.0	0.0	0.0	0.0	0 #	0 #	0 #
Minimum:	0.0	0.0	0.0	0.0	0.0	0	0	0
Maximum:	0.0	0.0	0.0	0.0	0.0	0	0	0
%SI	100.00	100.00	100.00	100.00	100.00	0.00	0.00	0.00

# Daily Summary Report

## CT1 - VOC



From: 04/01/2019 00:00 To: 06/30/2019 23:59 Facility Name: COLUSA GENERATING STATION  
 Generated: 07/03/2019 08:19 Location: Maxwell, CA

Red = Invalid or Excluded Data | Green = Edited Status | Blue = Edited Value | \* = Excess Emission

Const. Value/Limit Tag:

	Unit CT1 VOC, Ppm 1 Hour(s)	Unit CT1 O2, Dry, Pct 1 Hour(s)	Unit CT1 HI, MBtuPerHr 1 Hour(s)	> Limit Unit CT1 VOC, Ppmvdc 1 Hour(s)	> Limit Unit CT1 VOC, LbPerHr 1 Hour(s)	Unit CT1 UnitOn, TF 1 Hour(s)	Unit CT1 NormalOp, TF 1 Hour(s)	Unit CT1 DBOn, TF 1 Hour(s)
06/07/2019 00:00	0.0	0.0	0.0	0.0	0.0	0	0	0
06/07/2019 01:00	0.0	0.0	0.0	0.0	0.0	0	0	0
06/07/2019 02:00	0.0	0.0	0.0	0.0	0.0	0	0	0
06/07/2019 03:00	0.0	0.0	0.0	0.0	0.0	0	0	0
06/07/2019 04:00	0.0	0.0	0.0	0.0	0.0	0	0	0
06/07/2019 05:00	0.0	0.0	0.0	0.0	0.0	0	0	0
06/07/2019 06:00	0.0	0.0	0.0	0.0	0.0	0	0	0
06/07/2019 07:00	0.0	0.0	0.0	0.0	0.0	0	0	0
06/07/2019 08:00	0.0	0.0	0.0	0.0	0.0	0	0	0
06/07/2019 09:00	0.0	0.0	0.0	0.0	0.0	0	0	0
06/07/2019 10:00	0.0	0.0	0.0	0.0	0.0	0	0	0
06/07/2019 11:00	0.0	0.0	0.0	0.0	0.0	0	0	0
06/07/2019 12:00	0.0	0.0	0.0	0.0	0.0	0	0	0
06/07/2019 13:00	0.0	0.0	0.0	0.0	0.0	0	0	0
06/07/2019 14:00	0.0	0.0	0.0	0.0	0.0	0	0	0
06/07/2019 15:00	0.0	0.0	0.0	0.0	0.0	0	0	0
06/07/2019 16:00	0.0	0.0	0.0	0.0	0.0	0	0	0
06/07/2019 17:00	0.0	0.0	0.0	0.0	0.0	0	0	0
06/07/2019 18:00	0.0	0.0	0.0	0.0	0.0	0	0	0
06/07/2019 19:00	0.0	0.0	0.0	0.0	0.0	0	0	0
06/07/2019 20:00	0.0	0.0	0.0	0.0	0.0	0	0	0
06/07/2019 21:00	0.0	0.0	0.0	0.0	0.0	0	0	0
06/07/2019 22:00	0.0	0.0	0.0	0.0	0.0	0	0	0
06/07/2019 23:00	0.0	0.0	0.0	0.0	0.0	0	0	0
Average/Sum#:	0.0	0.0	0.0	0.0	0.0	0 #	0 #	0 #
Minimum:	0.0	0.0	0.0	0.0	0.0	0	0	0
Maximum:	0.0	0.0	0.0	0.0	0.0	0	0	0
%SI	100.00	100.00	100.00	100.00	100.00	0.00	0.00	0.00

# Daily Summary Report

## CT1 - VOC



From: 04/01/2019 00:00 To: 06/30/2019 23:59 Facility Name: COLUSA GENERATING STATION  
 Generated: 07/03/2019 08:19 Location: Maxwell, CA

Red = Invalid or Excluded Data | Green = Edited Status | Blue = Edited Value | \* = Excess Emission

Const. Value/Limit Tag:

	Unit CT1 VOC, Ppm 1 Hour(s)	Unit CT1 O2, Dry, Pct 1 Hour(s)	Unit CT1 HI, MBtuPerHr 1 Hour(s)	> Limit Unit CT1 VOC, Ppmvdc 1 Hour(s)	> Limit Unit CT1 VOC, LbPerHr 1 Hour(s)	Unit CT1 UnitOn, TF 1 Hour(s)	Unit CT1 NormalOp, TF 1 Hour(s)	Unit CT1 DBOn, TF 1 Hour(s)
06/08/2019 00:00	0.0	0.0	0.0	0.0	0.0	0	0	0
06/08/2019 01:00	0.0	0.0	0.0	0.0	0.0	0	0	0
06/08/2019 02:00	0.0	0.0	0.0	0.0	0.0	0	0	0
06/08/2019 03:00	0.0	0.0	0.0	0.0	0.0	0	0	0
06/08/2019 04:00	0.0	0.0	0.0	0.0	0.0	0	0	0
06/08/2019 05:00	0.0	0.0	0.0	0.0	0.0	0	0	0
06/08/2019 06:00	0.0	0.0	0.0	0.0	0.0	0	0	0
06/08/2019 07:00	0.0	0.0	0.0	0.0	0.0	0	0	0
06/08/2019 08:00	0.0	0.0	0.0	0.0	0.0	0	0	0
06/08/2019 09:00	0.0	0.0	0.0	0.0	0.0	0	0	0
06/08/2019 10:00	0.0	0.0	0.0	0.0	0.0	0	0	0
06/08/2019 11:00	0.0	0.0	0.0	0.0	0.0	0	0	0
06/08/2019 12:00	0.0	0.0	0.0	0.0	0.0	0	0	0
06/08/2019 13:00	0.0	0.0	0.0	0.0	0.0	0	0	0
06/08/2019 14:00	0.0	0.0	0.0	0.0	0.0	0	0	0
06/08/2019 15:00	0.0	0.0	0.0	0.0	0.0	0	0	0
06/08/2019 16:00	0.0	0.0	0.0	0.0	0.0	0	0	0
06/08/2019 17:00	0.0	0.0	0.0	0.0	0.0	0	0	0
06/08/2019 18:00	0.0	0.0	0.0	0.0	0.0	0	0	0
06/08/2019 19:00	0.0	0.0	0.0	0.0	0.0	0	0	0
06/08/2019 20:00	0.0	0.0	0.0	0.0	0.0	0	0	0
06/08/2019 21:00	0.0	0.0	0.0	0.0	0.0	0	0	0
06/08/2019 22:00	0.0	0.0	0.0	0.0	0.0	0	0	0
06/08/2019 23:00	0.0	0.0	0.0	0.0	0.0	0	0	0
Average/Sum#:	0.0	0.0	0.0	0.0	0.0	0 #	0 #	0 #
Minimum:	0.0	0.0	0.0	0.0	0.0	0	0	0
Maximum:	0.0	0.0	0.0	0.0	0.0	0	0	0
%SI	100.00	100.00	100.00	100.00	100.00	0.00	0.00	0.00

# Daily Summary Report

## CT1 - VOC



From: 04/01/2019 00:00 To: 06/30/2019 23:59 Facility Name: COLUSA GENERATING STATION  
 Generated: 07/03/2019 08:19 Location: Maxwell, CA

Red = Invalid or Excluded Data | Green = Edited Status | Blue = Edited Value | \* = Excess Emission

Const. Value/Limit Tag:

	Unit CT1 VOC, Ppm 1 Hour(s)	Unit CT1 O2, Dry, Pct 1 Hour(s)	Unit CT1 HI, MBtuPerHr 1 Hour(s)	> Limit Unit CT1 VOC, Ppmvdc 1 Hour(s)	> Limit Unit CT1 VOC, LbPerHr 1 Hour(s)	Unit CT1 UnitOn, TF 1 Hour(s)	Unit CT1 NormalOp, TF 1 Hour(s)	Unit CT1 DBOn, TF 1 Hour(s)
06/09/2019 00:00	0.0	0.0	0.0	0.0	0.0	0	0	0
06/09/2019 01:00	0.0	0.0	0.0	0.0	0.0	0	0	0
06/09/2019 02:00	0.0	0.0	0.0	0.0	0.0	0	0	0
06/09/2019 03:00	0.0	0.0	0.0	0.0	0.0	0	0	0
06/09/2019 04:00	0.0	0.0	0.0	0.0	0.0	0	0	0
06/09/2019 05:00	0.0	0.0	0.0	0.0	0.0	0	0	0
06/09/2019 06:00	0.0	0.0	0.0	0.0	0.0	0	0	0
06/09/2019 07:00	0.0	0.0	0.0	0.0	0.0	0	0	0
06/09/2019 08:00	0.0	0.0	0.0	0.0	0.0	0	0	0
06/09/2019 09:00	0.0	0.0	0.0	0.0	0.0	0	0	0
06/09/2019 10:00	0.0	0.0	0.0	0.0	0.0	0	0	0
06/09/2019 11:00	0.0	0.0	0.0	0.0	0.0	0	0	0
06/09/2019 12:00	0.0	0.0	0.0	0.0	0.0	0	0	0
06/09/2019 13:00	0.0	0.0	0.0	0.0	0.0	0	0	0
06/09/2019 14:00	0.0	0.0	22.1	0.0	0.0	1	0	0
06/09/2019 15:00	0.0	0.0	548.9	0.0	0.4	1	0	0
06/09/2019 16:00	0.0	0.0	968.2	0.0	0.7	1	0	0
06/09/2019 17:00	0.5	0.0	1,700.0	0.6	1.2	1	1	0
06/09/2019 18:00	0.2	0.0	1,747.1	0.5	1.2	1	1	1
06/09/2019 19:00	-0.5	0.0	1,989.7	0.4	1.4	1	1	1
06/09/2019 20:00	-0.8	12.1	2,091.8	-0.4	1.5	1	1	1
06/09/2019 21:00	-0.8	12.1	2,090.6	-0.4	1.5	1	1	1
06/09/2019 22:00	-0.5	12.4	2,053.2	-0.2	1.4	1	1	1
06/09/2019 23:00	0.4	13.6	1,724.7	0.4	1.2	1	1	1
<b>Average/Sum#:</b>	-0.2	12.6	1,493.6	-0.2	1.1	10 #	7 #	6 #
<b>Minimum:</b>	-0.8	12.1	22.1	-0.4	0.0	0	0	0
<b>Maximum:</b>	0.5	13.6	2,091.8	0.4	1.5	1	1	1
<b>%SI</b>	58.33	83.33	58.33	83.33	58.33	0.00	0.00	0.00

# Daily Summary Report

## CT1 - VOC



From: 04/01/2019 00:00 To: 06/30/2019 23:59 Facility Name: COLUSA GENERATING STATION  
 Generated: 07/03/2019 08:19 Location: Maxwell, CA

Red = Invalid or Excluded Data | Green = Edited Status | Blue = Edited Value | \* = Excess Emission

Const. Value/Limit Tag:

	Unit CT1 VOC, Ppm 1 Hour(s)	Unit CT1 O2, Dry, Pct 1 Hour(s)	Unit CT1 HI, MBtuPerHr 1 Hour(s)	> Limit Unit CT1 VOC, Ppmvdc 1 Hour(s)	> Limit Unit CT1 VOC, LbPerHr 1 Hour(s)	Unit CT1 UnitOn, TF 1 Hour(s)	Unit CT1 NormalOp, TF 1 Hour(s)	Unit CT1 DBOn, TF 1 Hour(s)
06/10/2019 00:00	0.0	15.0	972.4	0.0	0.7	1	0	0
06/10/2019 01:00	0.0	0.0	0.0	0.0	0.0	0	0	0
06/10/2019 02:00	0.0	0.0	0.0	0.0	0.0	0	0	0
06/10/2019 03:00	0.0	0.0	0.0	0.0	0.0	0	0	0
06/10/2019 04:00	0.0	0.0	0.0	0.0	0.0	0	0	0
06/10/2019 05:00	0.0	0.0	0.0	0.0	0.0	0	0	0
06/10/2019 06:00	0.0	0.0	0.0	0.0	0.0	0	0	0
06/10/2019 07:00	0.0	0.0	0.0	0.0	0.0	0	0	0
06/10/2019 08:00	0.0	0.0	0.0	0.0	0.0	0	0	0
06/10/2019 09:00	0.0	0.0	0.0	0.0	0.0	0	0	0
06/10/2019 10:00	0.0	16.4	599.9	0.0	0.4	1	0	0
06/10/2019 11:00	0.0	14.4	1,242.2	0.0	0.9	1	0	0
06/10/2019 12:00	0.4	13.8	1,647.6	0.4	1.2	1	1	0
06/10/2019 13:00	0.0	14.3	1,383.5	0.0	1.0	1	0	1
06/10/2019 14:00	0.0	0.0	0.0	0.0	0.0	0	0	0
06/10/2019 15:00	0.0	0.0	0.0	0.0	0.0	0	0	0
06/10/2019 16:00	0.0	0.0	0.0	0.0	0.0	0	0	0
06/10/2019 17:00	0.0	0.0	0.0	0.0	0.0	0	0	0
06/10/2019 18:00	0.0	17.8	427.2	0.0	0.3	1	0	0
06/10/2019 19:00	0.0	14.4	1,259.8	0.0	0.9	1	0	1
06/10/2019 20:00	-0.2	12.6	1,951.7	0.1	1.4	1	1	1
06/10/2019 21:00	-0.2	12.2	2,053.7	0.1	1.4	1	1	1
06/10/2019 22:00	-0.1	12.2	2,067.6	0.2	1.4	1	1	1
06/10/2019 23:00	-0.1	12.3	2,061.5	0.2	1.4	1	1	1
<b>Average/Sum#:</b>	0.0	14.1	1,424.3	0.1	1.0	11 #	5 #	6 #
<b>Minimum:</b>	-0.2	12.2	427.2	0.0	0.3	0	0	0
<b>Maximum:</b>	0.4	17.8	2,067.6	0.4	1.4	1	1	1
<b>%SI</b>	54.17	54.17	54.17	54.17	54.17	0.00	0.00	0.00

# Daily Summary Report

## CT1 - VOC



From: 04/01/2019 00:00 To: 06/30/2019 23:59 Facility Name: COLUSA GENERATING STATION  
 Generated: 07/03/2019 08:19 Location: Maxwell, CA

Red = Invalid or Excluded Data | Green = Edited Status | Blue = Edited Value | \* = Excess Emission

Const. Value/Limit Tag:

	Unit CT1 VOC, Ppm 1 Hour(s)	Unit CT1 O2, Dry, Pct 1 Hour(s)	Unit CT1 HI, MBtuPerHr 1 Hour(s)	> Limit Unit CT1 VOC, Ppmvdc 1 Hour(s)	> Limit Unit CT1 VOC, LbPerHr 1 Hour(s)	Unit CT1 UnitOn, TF 1 Hour(s)	Unit CT1 NormalOp, TF 1 Hour(s)	Unit CT1 DBOn, TF 1 Hour(s)
06/11/2019 00:00	-0.1	12.3	2,082.4	0.2	1.5	1	1	1
06/11/2019 01:00	0.4	13.6	1,631.9	0.4	1.1	1	1	1
06/11/2019 02:00	0.4	14.0	1,368.8	0.4	1.0	1	1	0
06/11/2019 03:00	0.5	14.0	1,555.8	0.5	1.1	1	1	0
06/11/2019 04:00	0.4	14.0	1,463.1	0.4	1.0	1	1	0
06/11/2019 05:00	0.4	14.0	1,375.4	0.4	1.0	1	1	0
06/11/2019 06:00	0.4	13.9	1,661.4	0.4	1.2	1	1	0
06/11/2019 07:00	0.4	13.9	1,573.1	0.4	1.1	1	1	0
06/11/2019 08:00	0.4	13.9	1,479.1	0.4	1.0	1	1	0
06/11/2019 09:00	0.4	14.0	1,366.9	0.4	1.0	1	1	0
06/11/2019 10:00	0.4	13.8	1,660.7	0.4	1.2	1	1	0
06/11/2019 11:00	0.1	13.6	1,724.7	0.2	1.2	1	1	1
06/11/2019 12:00	-0.2	12.5	1,974.1	0.1	1.4	1	1	1
06/11/2019 13:00	0.0	14.6	1,019.1	0.0	0.7	1	0	1
06/11/2019 14:00	0.0	0.0	0.0	0.0	0.0	0	0	0
06/11/2019 15:00	0.0	0.0	0.0	0.0	0.0	0	0	0
06/11/2019 16:00	0.0	0.0	0.0	0.0	0.0	0	0	0
06/11/2019 17:00	0.0	16.4	665.6	0.0	0.5	1	0	0
06/11/2019 18:00	0.0	13.9	1,450.2	0.0	1.0	1	0	0
06/11/2019 19:00	0.4	13.7	1,640.1	0.4	1.1	1	1	1
06/11/2019 20:00	-0.8	12.8	1,876.7	-0.4	1.3	1	1	1
06/11/2019 21:00	-0.7	12.2	2,034.2	-0.2	1.4	1	1	1
06/11/2019 22:00	-0.5	11.9	2,109.7	-0.1	1.5	1	1	1
06/11/2019 23:00	-0.5	11.7	2,143.0	-0.1	1.5	1	1	1
<b>Average/Sum#:</b>	0.1	13.6	1,612.2	0.2	1.1	21 #	18 #	10 #
<b>Minimum:</b>	-0.8	11.7	665.6	-0.4	0.5	0	0	0
<b>Maximum:</b>	0.5	16.4	2,143.0	0.5	1.5	1	1	1
<b>%SI</b>	12.50	12.50	12.50	12.50	12.50	0.00	0.00	0.00

# Daily Summary Report

## CT1 - VOC



From: 04/01/2019 00:00 To: 06/30/2019 23:59 Facility Name: COLUSA GENERATING STATION  
 Generated: 07/03/2019 08:19 Location: Maxwell, CA

Red = Invalid or Excluded Data | Green = Edited Status | Blue = Edited Value | \* = Excess Emission

Const. Value/Limit Tag:

	Unit CT1 VOC, Ppm 1 Hour(s)	Unit CT1 O2, Dry, Pct 1 Hour(s)	Unit CT1 HI, MBtuPerHr 1 Hour(s)	> Limit Unit CT1 VOC, Ppmvdc 1 Hour(s)	> Limit Unit CT1 VOC, LbPerHr 1 Hour(s)	Unit CT1 UnitOn, TF 1 Hour(s)	Unit CT1 NormalOp, TF 1 Hour(s)	Unit CT1 DBOn, TF 1 Hour(s)
06/12/2019 00:00	0.2	13.6	1,517.8	0.4	1.1	1	1	1
06/12/2019 01:00	0.5	14.0	1,284.4	0.5	0.9	1	1	0
06/12/2019 02:00	0.4	14.0	1,273.2	0.4	0.9	1	1	0
06/12/2019 03:00	0.4	14.0	1,272.7	0.4	0.9	1	1	0
06/12/2019 04:00	0.4	14.0	1,287.0	0.4	0.9	1	1	0
06/12/2019 05:00	0.4	14.0	1,320.0	0.4	0.9	1	1	0
06/12/2019 06:00	0.4	14.0	1,422.9	0.4	1.0	1	1	0
06/12/2019 07:00	0.4	13.8	1,524.3	0.4	1.1	1	1	0
06/12/2019 08:00	0.3	13.9	1,353.3	0.4	0.9	1	1	0
06/12/2019 09:00	0.4	14.0	1,332.1	0.4	0.9	1	1	0
06/12/2019 10:00	0.4	13.9	1,448.7	0.4	1.0	1	1	0
06/12/2019 11:00	-0.2	13.4	1,732.9	-0.1	1.2	1	1	1
06/12/2019 12:00	-0.4	12.3	1,988.0	-0.1	1.4	1	1	1
06/12/2019 13:00	-0.2	11.9	2,073.6	0.1	1.5	1	1	1
06/12/2019 14:00	-0.2	11.9	2,061.7	0.1	1.4	1	1	1
06/12/2019 15:00	-0.1	11.9	2,044.2	0.2	1.4	1	1	1
06/12/2019 16:00	-0.1	11.7	2,075.6	0.2	1.5	1	1	1
06/12/2019 17:00	-0.1	11.7	2,085.2	0.2	1.5	1	1	1
06/12/2019 18:00	-0.1	11.9	2,040.3	0.2	1.4	1	1	1
06/12/2019 19:00	-0.1	12.0	2,028.9	0.2	1.4	1	1	1
06/12/2019 20:00	-0.1	11.8	2,075.7	0.2	1.5	1	1	1
06/12/2019 21:00	-0.1	11.9	2,077.2	0.2	1.5	1	1	1
06/12/2019 22:00	-0.1	12.0	2,078.7	0.2	1.5	1	1	1
06/12/2019 23:00	0.0	14.0	1,236.8	0.0	0.9	1	0	1
<b>Average/Sum#:</b>	0.1	13.0	1,693.1	0.3	1.2	24 #	23 #	14 #
<b>Minimum:</b>	-0.4	11.7	1,236.8	-0.1	0.9	1	0	0
<b>Maximum:</b>	0.5	14.0	2,085.2	0.5	1.5	1	1	1
<b>%SI</b>	0.00	0.00	0.00	0.00	0.00	0.00	0.00	0.00



# Daily Summary Report

## CT1 - VOC



From: 04/01/2019 00:00 To: 06/30/2019 23:59 Facility Name: COLUSA GENERATING STATION  
 Generated: 07/03/2019 08:19 Location: Maxwell, CA

Red = Invalid or Excluded Data | Green = Edited Status | Blue = Edited Value | \* = Excess Emission

Const. Value/Limit Tag:

	Unit CT1 VOC, Ppm 1 Hour(s)	Unit CT1 O2, Dry, Pct 1 Hour(s)	Unit CT1 HI, MBtuPerHr 1 Hour(s)	> Limit Unit CT1 VOC, Ppmvdc 1 Hour(s)	> Limit Unit CT1 VOC, LbPerHr 1 Hour(s)	Unit CT1 UnitOn, TF 1 Hour(s)	Unit CT1 NormalOp, TF 1 Hour(s)	Unit CT1 DBOn, TF 1 Hour(s)
06/13/2019 00:00	0.0	0.0	0.0	0.0	0.0	0	0	0
06/13/2019 01:00	0.0	0.0	0.0	0.0	0.0	0	0	0
06/13/2019 02:00	0.0	0.0	0.0	0.0	0.0	0	0	0
06/13/2019 03:00	0.0	0.0	0.0	0.0	0.0	0	0	0
06/13/2019 04:00	0.0	0.0	0.0	0.0	0.0	0	0	0
06/13/2019 05:00	0.0	0.0	0.0	0.0	0.0	0	0	0
06/13/2019 06:00	0.0	0.0	0.0	0.0	0.0	0	0	0
06/13/2019 07:00	0.0	0.0	0.0	0.0	0.0	0	0	0
06/13/2019 08:00	0.0	0.0	0.0	0.0	0.0	0	0	0
06/13/2019 09:00	0.0	0.0	0.0	0.0	0.0	0	0	0
06/13/2019 10:00	0.0	0.0	0.0	0.0	0.0	0	0	0
06/13/2019 11:00	0.0	0.0	0.0	0.0	0.0	0	0	0
06/13/2019 12:00	0.0	18.5	311.2	0.0	0.2	1	0	0
06/13/2019 13:00	0.0	15.8	739.7	0.0	0.5	1	0	0
06/13/2019 14:00	0.5	14.0	1,296.7	0.5	0.9	1	1	0
06/13/2019 15:00	0.5	14.0	1,358.8	0.5	1.0	1	1	0
06/13/2019 16:00	0.4	14.0	1,365.3	0.4	1.0	1	1	0
06/13/2019 17:00	0.4	13.9	1,478.5	0.4	1.0	1	1	0
06/13/2019 18:00	-0.7	12.9	1,838.3	-0.4	1.3	1	1	1
06/13/2019 19:00	-0.7	12.0	2,036.1	-0.2	1.4	1	1	1
06/13/2019 20:00	-0.7	11.8	2,078.3	-0.2	1.5	1	1	1
06/13/2019 21:00	0.0	14.0	1,211.1	0.0	0.8	1	0	1
06/13/2019 22:00	0.0	0.0	0.0	0.0	0.0	0	0	0
06/13/2019 23:00	0.0	0.0	0.0	0.0	0.0	0	0	0
<b>Average/Sum#:</b>	0.0	14.1	1,371.4	0.1	1.0	10 #	7 #	4 #
<b>Minimum:</b>	-0.7	11.8	311.2	-0.4	0.2	0	0	0
<b>Maximum:</b>	0.5	18.5	2,078.3	0.5	1.5	1	1	1
<b>%SI</b>	58.33	58.33	58.33	58.33	58.33	0.00	0.00	0.00

# Daily Summary Report

## CT1 - VOC



From: 04/01/2019 00:00 To: 06/30/2019 23:59 Facility Name: COLUSA GENERATING STATION  
 Generated: 07/03/2019 08:19 Location: Maxwell, CA

Red = Invalid or Excluded Data | Green = Edited Status | Blue = Edited Value | \* = Excess Emission

Const. Value/Limit Tag:

	Unit CT1 VOC, Ppm 1 Hour(s)	Unit CT1 O2, Dry, Pct 1 Hour(s)	Unit CT1 HI, MBtuPerHr 1 Hour(s)	> Limit Unit CT1 VOC, Ppmvdc 1 Hour(s)	> Limit Unit CT1 VOC, LbPerHr 1 Hour(s)	Unit CT1 UnitOn, TF 1 Hour(s)	Unit CT1 NormalOp, TF 1 Hour(s)	Unit CT1 DBOn, TF 1 Hour(s)
06/14/2019 00:00	0.0	0.0	0.0	0.0	0.0	0	0	0
06/14/2019 01:00	0.0	0.0	0.0	0.0	0.0	0	0	0
06/14/2019 02:00	0.0	0.0	0.0	0.0	0.0	0	0	0
06/14/2019 03:00	0.0	0.0	0.0	0.0	0.0	0	0	0
06/14/2019 04:00	0.0	0.0	0.0	0.0	0.0	0	0	0
06/14/2019 05:00	0.0	0.0	0.0	0.0	0.0	0	0	0
06/14/2019 06:00	0.0	0.0	0.0	0.0	0.0	0	0	0
06/14/2019 07:00	0.0	0.0	0.0	0.0	0.0	0	0	0
06/14/2019 08:00	0.0	0.0	0.0	0.0	0.0	0	0	0
06/14/2019 09:00	0.0	0.0	0.0	0.0	0.0	0	0	0
06/14/2019 10:00	0.0	0.0	0.0	0.0	0.0	0	0	0
06/14/2019 11:00	0.0	0.0	0.0	0.0	0.0	0	0	0
06/14/2019 12:00	0.0	0.0	0.0	0.0	0.0	0	0	0
06/14/2019 13:00	0.0	0.0	0.0	0.0	0.0	0	0	0
06/14/2019 14:00	0.0	0.0	0.0	0.0	0.0	0	0	0
06/14/2019 15:00	0.0	0.0	0.0	0.0	0.0	0	0	0
06/14/2019 16:00	0.0	0.0	0.0	0.0	0.0	0	0	0
06/14/2019 17:00	0.0	0.0	0.0	0.0	0.0	0	0	0
06/14/2019 18:00	0.0	0.0	0.0	0.0	0.0	0	0	0
06/14/2019 19:00	0.0	0.0	0.0	0.0	0.0	0	0	0
06/14/2019 20:00	0.0	0.0	0.0	0.0	0.0	0	0	0
06/14/2019 21:00	0.0	0.0	0.0	0.0	0.0	0	0	0
06/14/2019 22:00	0.0	0.0	0.0	0.0	0.0	0	0	0
06/14/2019 23:00	0.0	0.0	0.0	0.0	0.0	0	0	0
Average/Sum#:	0.0	0.0	0.0	0.0	0.0	0 #	0 #	0 #
Minimum:	0.0	0.0	0.0	0.0	0.0	0	0	0
Maximum:	0.0	0.0	0.0	0.0	0.0	0	0	0
%SI	100.00	100.00	100.00	100.00	100.00	0.00	0.00	0.00

# Daily Summary Report

## CT1 - VOC



From: 04/01/2019 00:00 To: 06/30/2019 23:59 Facility Name: COLUSA GENERATING STATION  
 Generated: 07/03/2019 08:19 Location: Maxwell, CA

Red = Invalid or Excluded Data | Green = Edited Status | Blue = Edited Value | \* = Excess Emission

Const. Value/Limit Tag:

	Unit CT1 VOC, Ppm 1 Hour(s)	Unit CT1 O2, Dry, Pct 1 Hour(s)	Unit CT1 HI, MBtuPerHr 1 Hour(s)	> Limit Unit CT1 VOC, Ppmvdc 1 Hour(s)	> Limit Unit CT1 VOC, LbPerHr 1 Hour(s)	Unit CT1 UnitOn, TF 1 Hour(s)	Unit CT1 NormalOp, TF 1 Hour(s)	Unit CT1 DBOn, TF 1 Hour(s)
06/15/2019 00:00	0.0	0.0	0.0	0.0	0.0	0	0	0
06/15/2019 01:00	0.0	0.0	0.0	0.0	0.0	0	0	0
06/15/2019 02:00	0.0	0.0	0.0	0.0	0.0	0	0	0
06/15/2019 03:00	0.0	0.0	0.0	0.0	0.0	0	0	0
06/15/2019 04:00	0.0	0.0	0.0	0.0	0.0	0	0	0
06/15/2019 05:00	0.0	0.0	0.0	0.0	0.0	0	0	0
06/15/2019 06:00	0.0	0.0	0.0	0.0	0.0	0	0	0
06/15/2019 07:00	0.0	0.0	0.0	0.0	0.0	0	0	0
06/15/2019 08:00	0.0	0.0	0.0	0.0	0.0	0	0	0
06/15/2019 09:00	0.0	0.0	0.0	0.0	0.0	0	0	0
06/15/2019 10:00	0.0	0.0	0.0	0.0	0.0	0	0	0
06/15/2019 11:00	0.0	0.0	0.0	0.0	0.0	0	0	0
06/15/2019 12:00	0.0	0.0	0.0	0.0	0.0	0	0	0
06/15/2019 13:00	0.0	0.0	0.0	0.0	0.0	0	0	0
06/15/2019 14:00	0.0	0.0	0.0	0.0	0.0	0	0	0
06/15/2019 15:00	0.0	0.0	0.0	0.0	0.0	0	0	0
06/15/2019 16:00	0.0	0.0	0.0	0.0	0.0	0	0	0
06/15/2019 17:00	0.0	0.0	0.0	0.0	0.0	0	0	0
06/15/2019 18:00	0.0	0.0	0.0	0.0	0.0	0	0	0
06/15/2019 19:00	0.0	0.0	0.0	0.0	0.0	0	0	0
06/15/2019 20:00	0.0	0.0	0.0	0.0	0.0	0	0	0
06/15/2019 21:00	0.0	0.0	0.0	0.0	0.0	0	0	0
06/15/2019 22:00	0.0	0.0	0.0	0.0	0.0	0	0	0
06/15/2019 23:00	0.0	0.0	0.0	0.0	0.0	0	0	0
Average/Sum#:	0.0	0.0	0.0	0.0	0.0	0 #	0 #	0 #
Minimum:	0.0	0.0	0.0	0.0	0.0	0	0	0
Maximum:	0.0	0.0	0.0	0.0	0.0	0	0	0
%SI	100.00	100.00	100.00	100.00	100.00	0.00	0.00	0.00

# Daily Summary Report

## CT1 - VOC



From: 04/01/2019 00:00 To: 06/30/2019 23:59 Facility Name: COLUSA GENERATING STATION  
 Generated: 07/03/2019 08:19 Location: Maxwell, CA

Red = Invalid or Excluded Data | Green = Edited Status | Blue = Edited Value | \* = Excess Emission

Const. Value/Limit Tag:

	Unit CT1 VOC, Ppm 1 Hour(s)	Unit CT1 O2, Dry, Pct 1 Hour(s)	Unit CT1 HI, MBtuPerHr 1 Hour(s)	> Limit Unit CT1 VOC, Ppmvdc 1 Hour(s)	> Limit Unit CT1 VOC, LbPerHr 1 Hour(s)	Unit CT1 UnitOn, TF 1 Hour(s)	Unit CT1 NormalOp, TF 1 Hour(s)	Unit CT1 DBOn, TF 1 Hour(s)
06/16/2019 00:00	0.0	0.0	0.0	0.0	0.0	0	0	0
06/16/2019 01:00	0.0	0.0	0.0	0.0	0.0	0	0	0
06/16/2019 02:00	0.0	0.0	0.0	0.0	0.0	0	0	0
06/16/2019 03:00	0.0	0.0	0.0	0.0	0.0	0	0	0
06/16/2019 04:00	0.0	0.0	0.0	0.0	0.0	0	0	0
06/16/2019 05:00	0.0	0.0	0.0	0.0	0.0	0	0	0
06/16/2019 06:00	0.0	0.0	0.0	0.0	0.0	0	0	0
06/16/2019 07:00	0.0	0.0	0.0	0.0	0.0	0	0	0
06/16/2019 08:00	0.0	0.0	0.0	0.0	0.0	0	0	0
06/16/2019 09:00	0.0	0.0	0.0	0.0	0.0	0	0	0
06/16/2019 10:00	0.0	0.0	0.0	0.0	0.0	0	0	0
06/16/2019 11:00	0.0	0.0	0.0	0.0	0.0	0	0	0
06/16/2019 12:00	0.0	0.0	0.0	0.0	0.0	0	0	0
06/16/2019 13:00	0.0	0.0	0.0	0.0	0.0	0	0	0
06/16/2019 14:00	0.0	0.0	0.0	0.0	0.0	0	0	0
06/16/2019 15:00	0.0	0.0	0.0	0.0	0.0	0	0	0
06/16/2019 16:00	0.0	0.0	0.0	0.0	0.0	0	0	0
06/16/2019 17:00	0.0	0.0	0.0	0.0	0.0	0	0	0
06/16/2019 18:00	0.0	0.0	0.0	0.0	0.0	0	0	0
06/16/2019 19:00	0.0	0.0	0.0	0.0	0.0	0	0	0
06/16/2019 20:00	0.0	0.0	0.0	0.0	0.0	0	0	0
06/16/2019 21:00	0.0	0.0	0.0	0.0	0.0	0	0	0
06/16/2019 22:00	0.0	0.0	0.0	0.0	0.0	0	0	0
06/16/2019 23:00	0.0	0.0	0.0	0.0	0.0	0	0	0
Average/Sum#:	0.0	0.0	0.0	0.0	0.0	0 #	0 #	0 #
Minimum:	0.0	0.0	0.0	0.0	0.0	0	0	0
Maximum:	0.0	0.0	0.0	0.0	0.0	0	0	0
%SI	100.00	100.00	100.00	100.00	100.00	0.00	0.00	0.00

# Daily Summary Report

## CT1 - VOC



From: 04/01/2019 00:00 To: 06/30/2019 23:59 Facility Name: COLUSA GENERATING STATION  
 Generated: 07/03/2019 08:19 Location: Maxwell, CA

Red = Invalid or Excluded Data | Green = Edited Status | Blue = Edited Value | \* = Excess Emission

Const. Value/Limit Tag:

	Unit CT1 VOC, Ppm 1 Hour(s)	Unit CT1 O2, Dry, Pct 1 Hour(s)	Unit CT1 HI, MBtuPerHr 1 Hour(s)	> Limit Unit CT1 VOC, Ppmvdc 1 Hour(s)	> Limit Unit CT1 VOC, LbPerHr 1 Hour(s)	Unit CT1 UnitOn, TF 1 Hour(s)	Unit CT1 NormalOp, TF 1 Hour(s)	Unit CT1 DBOn, TF 1 Hour(s)
06/17/2019 00:00	0.0	0.0	0.0	0.0	0.0	0	0	0
06/17/2019 01:00	0.0	0.0	0.0	0.0	0.0	0	0	0
06/17/2019 02:00	0.0	0.0	0.0	0.0	0.0	0	0	0
06/17/2019 03:00	0.0	0.0	0.0	0.0	0.0	0	0	0
06/17/2019 04:00	0.0	0.0	0.0	0.0	0.0	0	0	0
06/17/2019 05:00	0.0	0.0	0.0	0.0	0.0	0	0	0
06/17/2019 06:00	0.0	0.0	0.0	0.0	0.0	0	0	0
06/17/2019 07:00	0.0	0.0	0.0	0.0	0.0	0	0	0
06/17/2019 08:00	0.0	0.0	0.0	0.0	0.0	0	0	0
06/17/2019 09:00	0.0	0.0	0.0	0.0	0.0	0	0	0
06/17/2019 10:00	0.0	0.0	0.0	0.0	0.0	0	0	0
06/17/2019 11:00	0.0	17.4	472.5	0.0	0.3	1	0	0
06/17/2019 12:00	0.0	14.7	993.3	0.0	0.7	1	0	0
06/17/2019 13:00	0.4	13.8	1,572.7	0.4	1.1	1	1	0
06/17/2019 14:00	0.4	13.8	1,584.7	0.4	1.1	1	1	0
06/17/2019 15:00	0.6	13.8	1,631.6	0.6	1.1	1	1	0
06/17/2019 16:00	0.7	13.8	1,479.3	0.7	1.0	1	1	1
06/17/2019 17:00	0.7	12.7	1,865.4	0.7	1.3	1	1	1
06/17/2019 18:00	0.7	11.7	2,074.3	0.7	1.5	1	1	1
06/17/2019 19:00	0.7	11.4	2,118.1	0.7	1.5	1	1	1
06/17/2019 20:00	0.7	11.5	2,113.0	0.7	1.5	1	1	1
06/17/2019 21:00	0.7	11.7	2,089.5	0.7	1.5	1	1	1
06/17/2019 22:00	0.7	11.8	2,065.9	0.7	1.4	1	1	1
06/17/2019 23:00	0.0	13.9	1,204.1	0.0	0.8	1	0	1
<b>Average/Sum#:</b>	0.2	13.2	1,635.7	0.2	1.1	13 #	10 #	8 #
<b>Minimum:</b>	0.0	11.4	472.5	0.0	0.3	0	0	0
<b>Maximum:</b>	0.4	17.4	2,118.1	0.4	1.5	1	1	1
<b>%SI</b>	83.33	45.83	45.83	83.33	45.83	0.00	0.00	0.00

# Daily Summary Report

## CT1 - VOC



From: 04/01/2019 00:00 To: 06/30/2019 23:59 Facility Name: COLUSA GENERATING STATION  
 Generated: 07/03/2019 08:19 Location: Maxwell, CA

Red = Invalid or Excluded Data | Green = Edited Status | Blue = Edited Value | \* = Excess Emission

Const. Value/Limit Tag:

	Unit CT1 VOC, Ppm 1 Hour(s)	Unit CT1 O2, Dry, Pct 1 Hour(s)	Unit CT1 HI, MBtuPerHr 1 Hour(s)	> Limit Unit CT1 VOC, Ppmvdc 1 Hour(s)	> Limit Unit CT1 VOC, LbPerHr 1 Hour(s)	Unit CT1 UnitOn, TF 1 Hour(s)	Unit CT1 NormalOp, TF 1 Hour(s)	Unit CT1 DBOn, TF 1 Hour(s)
06/18/2019 00:00	0.0	0.0	0.0	0.0	0.0	0	0	0
06/18/2019 01:00	0.0	0.0	0.0	0.0	0.0	0	0	0
06/18/2019 02:00	0.0	0.0	0.0	0.0	0.0	0	0	0
06/18/2019 03:00	0.0	0.0	0.0	0.0	0.0	0	0	0
06/18/2019 04:00	0.0	0.0	0.0	0.0	0.0	0	0	0
06/18/2019 05:00	0.0	0.0	0.0	0.0	0.0	0	0	0
06/18/2019 06:00	0.0	0.0	0.0	0.0	0.0	0	0	0
06/18/2019 07:00	0.0	0.0	0.0	0.0	0.0	0	0	0
06/18/2019 08:00	0.0	0.0	0.0	0.0	0.0	0	0	0
06/18/2019 09:00	0.0	0.0	0.0	0.0	0.0	0	0	0
06/18/2019 10:00	0.0	0.0	0.0	0.0	0.0	0	0	0
06/18/2019 11:00	0.0	0.0	0.0	0.0	0.0	0	0	0
06/18/2019 12:00	0.0	0.0	0.0	0.0	0.0	0	0	0
06/18/2019 13:00	0.0	0.0	0.0	0.0	0.0	0	0	0
06/18/2019 14:00	0.0	17.6	432.5	0.0	0.3	1	0	0
06/18/2019 15:00	0.0	14.7	1,097.1	0.0	0.8	1	0	0
06/18/2019 16:00	0.5	13.8	1,664.2	0.5	1.2	1	1	0
06/18/2019 17:00	0.2	13.8	1,511.5	0.4	1.1	1	1	1
06/18/2019 18:00	-0.7	12.8	1,884.0	-0.4	1.3	1	1	1
06/18/2019 19:00	-0.7	11.7	2,080.3	-0.2	1.5	1	1	1
06/18/2019 20:00	-0.7	11.6	2,134.5	-0.2	1.5	1	1	1
06/18/2019 21:00	-0.5	11.7	2,131.1	-0.1	1.5	1	1	1
06/18/2019 22:00	-0.5	12.4	1,955.9	-0.2	1.4	1	1	1
06/18/2019 23:00	0.0	15.8	590.2	0.0	0.4	1	0	0
<b>Average/Sum#:</b>	-0.2	13.6	1,548.1	0.0	1.1	10 #	7 #	6 #
<b>Minimum:</b>	-0.7	11.6	432.5	-0.4	0.3	0	0	0
<b>Maximum:</b>	0.5	17.6	2,134.5	0.5	1.5	1	1	1
<b>%SI</b>	58.33	58.33	58.33	58.33	58.33	0.00	0.00	0.00

# Daily Summary Report

## CT1 - VOC



From: 04/01/2019 00:00 To: 06/30/2019 23:59 Facility Name: COLUSA GENERATING STATION  
 Generated: 07/03/2019 08:19 Location: Maxwell, CA

Red = Invalid or Excluded Data | Green = Edited Status | Blue = Edited Value | \* = Excess Emission

Const. Value/Limit Tag:

	Unit CT1 VOC, Ppm 1 Hour(s)	Unit CT1 O2, Dry, Pct 1 Hour(s)	Unit CT1 HI, MBtuPerHr 1 Hour(s)	> Limit Unit CT1 VOC, Ppmvdc 1 Hour(s)	> Limit Unit CT1 VOC, LbPerHr 1 Hour(s)	Unit CT1 UnitOn, TF 1 Hour(s)	Unit CT1 NormalOp, TF 1 Hour(s)	Unit CT1 DBOn, TF 1 Hour(s)
06/19/2019 00:00	0.0	0.0	0.0	0.0	0.0	0	0	0
06/19/2019 01:00	0.0	0.0	0.0	0.0	0.0	0	0	0
06/19/2019 02:00	0.0	0.0	0.0	0.0	0.0	0	0	0
06/19/2019 03:00	0.0	0.0	0.0	0.0	0.0	0	0	0
06/19/2019 04:00	0.0	0.0	0.0	0.0	0.0	0	0	0
06/19/2019 05:00	0.0	0.0	0.0	0.0	0.0	0	0	0
06/19/2019 06:00	0.0	0.0	0.0	0.0	0.0	0	0	0
06/19/2019 07:00	0.0	0.0	0.0	0.0	0.0	0	0	0
06/19/2019 08:00	0.0	0.0	0.0	0.0	0.0	0	0	0
06/19/2019 09:00	0.0	0.0	0.0	0.0	0.0	0	0	0
06/19/2019 10:00	0.0	0.0	0.0	0.0	0.0	0	0	0
06/19/2019 11:00	0.0	0.0	0.0	0.0	0.0	0	0	0
06/19/2019 12:00	0.0	0.0	0.0	0.0	0.0	0	0	0
06/19/2019 13:00	0.0	0.0	0.0	0.0	0.0	0	0	0
06/19/2019 14:00	0.0	0.0	0.0	0.0	0.0	0	0	0
06/19/2019 15:00	0.0	0.0	0.0	0.0	0.0	0	0	0
06/19/2019 16:00	0.0	0.0	0.0	0.0	0.0	0	0	0
06/19/2019 17:00	0.0	0.0	0.0	0.0	0.0	0	0	0
06/19/2019 18:00	0.0	0.0	0.0	0.0	0.0	0	0	0
06/19/2019 19:00	0.0	0.0	0.0	0.0	0.0	0	0	0
06/19/2019 20:00	0.0	0.0	0.0	0.0	0.0	0	0	0
06/19/2019 21:00	0.0	0.0	0.0	0.0	0.0	0	0	0
06/19/2019 22:00	0.0	0.0	0.0	0.0	0.0	0	0	0
06/19/2019 23:00	0.0	0.0	0.0	0.0	0.0	0	0	0
Average/Sum#:	0.0	0.0	0.0	0.0	0.0	0 #	0 #	0 #
Minimum:	0.0	0.0	0.0	0.0	0.0	0	0	0
Maximum:	0.0	0.0	0.0	0.0	0.0	0	0	0
%SI	100.00	100.00	100.00	100.00	100.00	0.00	0.00	0.00

# Daily Summary Report

## CT1 - VOC



From: 04/01/2019 00:00 To: 06/30/2019 23:59 Facility Name: COLUSA GENERATING STATION  
 Generated: 07/03/2019 08:19 Location: Maxwell, CA

Red = Invalid or Excluded Data | Green = Edited Status | Blue = Edited Value | \* = Excess Emission

Const. Value/Limit Tag:

	Unit CT1 VOC, Ppm 1 Hour(s)	Unit CT1 O2, Dry, Pct 1 Hour(s)	Unit CT1 HI, MBtuPerHr 1 Hour(s)	> Limit Unit CT1 VOC, Ppmvdc 1 Hour(s)	> Limit Unit CT1 VOC, LbPerHr 1 Hour(s)	Unit CT1 UnitOn, TF 1 Hour(s)	Unit CT1 NormalOp, TF 1 Hour(s)	Unit CT1 DBOn, TF 1 Hour(s)
06/20/2019 00:00	0.0	0.0	0.0	0.0	0.0	0	0	0
06/20/2019 01:00	0.0	0.0	0.0	0.0	0.0	0	0	0
06/20/2019 02:00	0.0	0.0	0.0	0.0	0.0	0	0	0
06/20/2019 03:00	0.0	0.0	0.0	0.0	0.0	0	0	0
06/20/2019 04:00	0.0	0.0	0.0	0.0	0.0	0	0	0
06/20/2019 05:00	0.0	0.0	0.0	0.0	0.0	0	0	0
06/20/2019 06:00	0.0	0.0	0.0	0.0	0.0	0	0	0
06/20/2019 07:00	0.0	0.0	0.0	0.0	0.0	0	0	0
06/20/2019 08:00	0.0	0.0	0.0	0.0	0.0	0	0	0
06/20/2019 09:00	0.0	0.0	0.0	0.0	0.0	0	0	0
06/20/2019 10:00	0.0	0.0	0.0	0.0	0.0	0	0	0
06/20/2019 11:00	0.0	0.0	0.0	0.0	0.0	0	0	0
06/20/2019 12:00	0.0	0.0	0.0	0.0	0.0	0	0	0
06/20/2019 13:00	0.0	0.0	0.0	0.0	0.0	0	0	0
06/20/2019 14:00	0.0	0.0	0.0	0.0	0.0	0	0	0
06/20/2019 15:00	0.0	0.0	0.0	0.0	0.0	0	0	0
06/20/2019 16:00	0.0	0.0	0.0	0.0	0.0	0	0	0
06/20/2019 17:00	0.0	0.0	0.0	0.0	0.0	0	0	0
06/20/2019 18:00	0.0	0.0	0.0	0.0	0.0	0	0	0
06/20/2019 19:00	0.0	0.0	0.0	0.0	0.0	0	0	0
06/20/2019 20:00	0.0	0.0	0.0	0.0	0.0	0	0	0
06/20/2019 21:00	0.0	0.0	0.0	0.0	0.0	0	0	0
06/20/2019 22:00	0.0	0.0	0.0	0.0	0.0	0	0	0
06/20/2019 23:00	0.0	0.0	0.0	0.0	0.0	0	0	0
Average/Sum#:	0.0	0.0	0.0	0.0	0.0	0 #	0 #	0 #
Minimum:	0.0	0.0	0.0	0.0	0.0	0	0	0
Maximum:	0.0	0.0	0.0	0.0	0.0	0	0	0
%SI	100.00	100.00	100.00	100.00	100.00	0.00	0.00	0.00



# Daily Summary Report

## CT1 - VOC



From: 04/01/2019 00:00 To: 06/30/2019 23:59 Facility Name: COLUSA GENERATING STATION  
 Generated: 07/03/2019 08:19 Location: Maxwell, CA

Red = Invalid or Excluded Data | Green = Edited Status | Blue = Edited Value | \* = Excess Emission

Const. Value/Limit Tag:

	Unit CT1 VOC, Ppm 1 Hour(s)	Unit CT1 O2, Dry, Pct 1 Hour(s)	Unit CT1 HI, MBtuPerHr 1 Hour(s)	> Limit Unit CT1 VOC, Ppmvdc 1 Hour(s)	> Limit Unit CT1 VOC, LbPerHr 1 Hour(s)	Unit CT1 UnitOn, TF 1 Hour(s)	Unit CT1 NormalOp, TF 1 Hour(s)	Unit CT1 DBOn, TF 1 Hour(s)
06/21/2019 00:00	0.0	0.0	0.0	0.0	0.0	0	0	0
06/21/2019 01:00	0.0	0.0	0.0	0.0	0.0	0	0	0
06/21/2019 02:00	0.0	0.0	0.0	0.0	0.0	0	0	0
06/21/2019 03:00	0.0	0.0	0.0	0.0	0.0	0	0	0
06/21/2019 04:00	0.0	0.0	0.0	0.0	0.0	0	0	0
06/21/2019 05:00	0.0	0.0	0.0	0.0	0.0	0	0	0
06/21/2019 06:00	0.0	0.0	0.0	0.0	0.0	0	0	0
06/21/2019 07:00	0.0	0.0	0.0	0.0	0.0	0	0	0
06/21/2019 08:00	0.0	0.0	0.0	0.0	0.0	0	0	0
06/21/2019 09:00	0.0	0.0	0.0	0.0	0.0	0	0	0
06/21/2019 10:00	0.0	0.0	0.0	0.0	0.0	0	0	0
06/21/2019 11:00	0.0	0.0	0.0	0.0	0.0	0	0	0
06/21/2019 12:00	0.0	0.0	0.0	0.0	0.0	0	0	0
06/21/2019 13:00	0.0	0.0	0.0	0.0	0.0	0	0	0
06/21/2019 14:00	0.0	0.0	0.0	0.0	0.0	0	0	0
06/21/2019 15:00	0.0	0.0	0.0	0.0	0.0	0	0	0
06/21/2019 16:00	0.0	0.0	0.0	0.0	0.0	0	0	0
06/21/2019 17:00	0.0	0.0	0.0	0.0	0.0	0	0	0
06/21/2019 18:00	0.0	0.0	0.0	0.0	0.0	0	0	0
06/21/2019 19:00	0.0	0.0	0.0	0.0	0.0	0	0	0
06/21/2019 20:00	0.0	0.0	0.0	0.0	0.0	0	0	0
06/21/2019 21:00	0.0	0.0	0.0	0.0	0.0	0	0	0
06/21/2019 22:00	0.0	0.0	0.0	0.0	0.0	0	0	0
06/21/2019 23:00	0.0	0.0	0.0	0.0	0.0	0	0	0
Average/Sum#:	0.0	0.0	0.0	0.0	0.0	0 #	0 #	0 #
Minimum:	0.0	0.0	0.0	0.0	0.0	0	0	0
Maximum:	0.0	0.0	0.0	0.0	0.0	0	0	0
%SI	100.00	100.00	100.00	100.00	100.00	0.00	0.00	0.00

# Daily Summary Report

## CT1 - VOC



From: 04/01/2019 00:00 To: 06/30/2019 23:59 Facility Name: COLUSA GENERATING STATION  
 Generated: 07/03/2019 08:19 Location: Maxwell, CA

Red = Invalid or Excluded Data | Green = Edited Status | Blue = Edited Value | \* = Excess Emission

Const. Value/Limit Tag:

	Unit CT1 VOC, Ppm 1 Hour(s)	Unit CT1 O2, Dry, Pct 1 Hour(s)	Unit CT1 HI, MBtuPerHr 1 Hour(s)	> Limit Unit CT1 VOC, Ppmvdc 1 Hour(s)	> Limit Unit CT1 VOC, LbPerHr 1 Hour(s)	Unit CT1 UnitOn, TF 1 Hour(s)	Unit CT1 NormalOp, TF 1 Hour(s)	Unit CT1 DBOn, TF 1 Hour(s)
06/22/2019 00:00	0.0	0.0	0.0	0.0	0.0	0	0	0
06/22/2019 01:00	0.0	0.0	0.0	0.0	0.0	0	0	0
06/22/2019 02:00	0.0	0.0	0.0	0.0	0.0	0	0	0
06/22/2019 03:00	0.0	0.0	0.0	0.0	0.0	0	0	0
06/22/2019 04:00	0.0	0.0	0.0	0.0	0.0	0	0	0
06/22/2019 05:00	0.0	0.0	0.0	0.0	0.0	0	0	0
06/22/2019 06:00	0.0	0.0	0.0	0.0	0.0	0	0	0
06/22/2019 07:00	0.0	0.0	0.0	0.0	0.0	0	0	0
06/22/2019 08:00	0.0	0.0	0.0	0.0	0.0	0	0	0
06/22/2019 09:00	0.0	0.0	0.0	0.0	0.0	0	0	0
06/22/2019 10:00	0.0	0.0	0.0	0.0	0.0	0	0	0
06/22/2019 11:00	0.0	0.0	0.0	0.0	0.0	0	0	0
06/22/2019 12:00	0.0	0.0	0.0	0.0	0.0	0	0	0
06/22/2019 13:00	0.0	0.0	0.0	0.0	0.0	0	0	0
06/22/2019 14:00	0.0	0.0	0.0	0.0	0.0	0	0	0
06/22/2019 15:00	0.0	0.0	0.0	0.0	0.0	0	0	0
06/22/2019 16:00	0.0	0.0	0.0	0.0	0.0	0	0	0
06/22/2019 17:00	0.0	0.0	0.0	0.0	0.0	0	0	0
06/22/2019 18:00	0.0	0.0	0.0	0.0	0.0	0	0	0
06/22/2019 19:00	0.0	0.0	0.0	0.0	0.0	0	0	0
06/22/2019 20:00	0.0	0.0	0.0	0.0	0.0	0	0	0
06/22/2019 21:00	0.0	0.0	0.0	0.0	0.0	0	0	0
06/22/2019 22:00	0.0	0.0	0.0	0.0	0.0	0	0	0
06/22/2019 23:00	0.0	0.0	0.0	0.0	0.0	0	0	0
Average/Sum#:	0.0	0.0	0.0	0.0	0.0	0 #	0 #	0 #
Minimum:	0.0	0.0	0.0	0.0	0.0	0	0	0
Maximum:	0.0	0.0	0.0	0.0	0.0	0	0	0
%SI	100.00	100.00	100.00	100.00	100.00	0.00	0.00	0.00

# Daily Summary Report

## CT1 - VOC



From: 04/01/2019 00:00 To: 06/30/2019 23:59 Facility Name: COLUSA GENERATING STATION  
 Generated: 07/03/2019 08:19 Location: Maxwell, CA

Red = Invalid or Excluded Data | Green = Edited Status | Blue = Edited Value | \* = Excess Emission

Const. Value/Limit Tag:

	Unit CT1 VOC, Ppm 1 Hour(s)	Unit CT1 O2, Dry, Pct 1 Hour(s)	Unit CT1 HI, MBtuPerHr 1 Hour(s)	> Limit Unit CT1 VOC, Ppmvdc 1 Hour(s)	> Limit Unit CT1 VOC, LbPerHr 1 Hour(s)	Unit CT1 UnitOn, TF 1 Hour(s)	Unit CT1 NormalOp, TF 1 Hour(s)	Unit CT1 DBOn, TF 1 Hour(s)
06/23/2019 00:00	0.0	0.0	0.0	0.0	0.0	0	0	0
06/23/2019 01:00	0.0	0.0	0.0	0.0	0.0	0	0	0
06/23/2019 02:00	0.0	0.0	0.0	0.0	0.0	0	0	0
06/23/2019 03:00	0.0	0.0	0.0	0.0	0.0	0	0	0
06/23/2019 04:00	0.0	0.0	0.0	0.0	0.0	0	0	0
06/23/2019 05:00	0.0	0.0	0.0	0.0	0.0	0	0	0
06/23/2019 06:00	0.0	0.0	0.0	0.0	0.0	0	0	0
06/23/2019 07:00	0.0	0.0	0.0	0.0	0.0	0	0	0
06/23/2019 08:00	0.0	0.0	0.0	0.0	0.0	0	0	0
06/23/2019 09:00	0.0	0.0	0.0	0.0	0.0	0	0	0
06/23/2019 10:00	0.0	0.0	0.0	0.0	0.0	0	0	0
06/23/2019 11:00	0.0	0.0	0.0	0.0	0.0	0	0	0
06/23/2019 12:00	0.0	0.0	0.0	0.0	0.0	0	0	0
06/23/2019 13:00	0.0	0.0	0.0	0.0	0.0	0	0	0
06/23/2019 14:00	0.0	17.5	460.8	0.0	0.3	1	0	0
06/23/2019 15:00	0.0	14.8	1,138.2	0.0	0.8	1	0	0
06/23/2019 16:00	0.4	13.9	1,642.1	0.4	1.1	1	1	0
06/23/2019 17:00	-0.1	13.5	1,727.4	0.1	1.2	1	1	1
06/23/2019 18:00	-0.4	12.4	2,034.0	-0.1	1.4	1	1	1
06/23/2019 19:00	-0.2	11.9	2,102.2	0.1	1.5	1	1	1
06/23/2019 20:00	-0.2	11.9	2,106.7	0.1	1.5	1	1	1
06/23/2019 21:00	0.0	12.9	1,643.1	0.0	1.2	1	0	1
06/23/2019 22:00	0.0	0.0	0.0	0.0	0.0	0	0	0
06/23/2019 23:00	0.0	0.0	0.0	0.0	0.0	0	0	0
<b>Average/Sum#:</b>	-0.1	13.6	1,606.8	0.1	1.1	8 #	5 #	5 #
<b>Minimum:</b>	-0.4	11.9	460.8	-0.1	0.3	0	0	0
<b>Maximum:</b>	0.4	17.5	2,106.7	0.4	1.5	1	1	1
<b>%SI</b>	66.67	66.67	66.67	66.67	66.67	0.00	0.00	0.00

# Daily Summary Report

## CT1 - VOC



From: 04/01/2019 00:00 To: 06/30/2019 23:59 Facility Name: COLUSA GENERATING STATION  
 Generated: 07/03/2019 08:19 Location: Maxwell, CA

Red = Invalid or Excluded Data | Green = Edited Status | Blue = Edited Value | \* = Excess Emission

Const. Value/Limit Tag:

	Unit CT1 VOC, Ppm 1 Hour(s)	Unit CT1 O2, Dry, Pct 1 Hour(s)	Unit CT1 HI, MBtuPerHr 1 Hour(s)	> Limit Unit CT1 VOC, Ppmvdc 1 Hour(s)	> Limit Unit CT1 VOC, LbPerHr 1 Hour(s)	Unit CT1 UnitOn, TF 1 Hour(s)	Unit CT1 NormalOp, TF 1 Hour(s)	Unit CT1 DBOn, TF 1 Hour(s)
06/24/2019 00:00	0.0	0.0	0.0	0.0	0.0	0	0	0
06/24/2019 01:00	0.0	0.0	0.0	0.0	0.0	0	0	0
06/24/2019 02:00	0.0	0.0	0.0	0.0	0.0	0	0	0
06/24/2019 03:00	0.0	0.0	0.0	0.0	0.0	0	0	0
06/24/2019 04:00	0.0	0.0	0.0	0.0	0.0	0	0	0
06/24/2019 05:00	0.0	0.0	0.0	0.0	0.0	0	0	0
06/24/2019 06:00	0.0	0.0	0.0	0.0	0.0	0	0	0
06/24/2019 07:00	0.0	0.0	0.0	0.0	0.0	0	0	0
06/24/2019 08:00	0.0	0.0	0.0	0.0	0.0	0	0	0
06/24/2019 09:00	0.0	17.5	473.6	0.0	0.3	1	0	0
06/24/2019 10:00	0.0	15.0	945.2	0.0	0.7	1	0	0
06/24/2019 11:00	0.4	14.1	1,357.6	0.4	1.0	1	1	0
06/24/2019 12:00	0.4	14.1	1,415.2	0.4	1.0	1	1	0
06/24/2019 13:00	0.4	14.0	1,638.6	0.4	1.1	1	1	0
06/24/2019 14:00	0.4	13.9	1,634.6	0.4	1.1	1	1	0
06/24/2019 15:00	0.4	13.9	1,634.0	0.4	1.1	1	1	0
06/24/2019 16:00	0.2	14.0	1,480.7	0.2	1.0	1	1	1
06/24/2019 17:00	-0.8	12.6	1,957.5	-0.4	1.4	1	1	1
06/24/2019 18:00	-0.8	11.8	2,115.0	-0.2	1.5	1	1	1
06/24/2019 19:00	-0.8	11.7	2,134.6	-0.2	1.5	1	1	1
06/24/2019 20:00	-0.7	11.9	2,099.0	-0.2	1.5	1	1	1
06/24/2019 21:00	-0.7	12.0	2,100.5	-0.2	1.5	1	1	1
06/24/2019 22:00	0.0	14.0	1,229.2	0.0	0.9	1	0	1
06/24/2019 23:00	0.0	0.0	0.0	0.0	0.0	0	0	0
<b>Average/Sum#:</b>	-0.1	13.6	1,586.8	0.1	1.1	14 #	11 #	7 #
<b>Minimum:</b>	-0.8	11.7	473.6	-0.4	0.3	0	0	0
<b>Maximum:</b>	0.4	17.5	2,134.6	0.4	1.5	1	1	1
<b>%SI</b>	41.67	41.67	41.67	41.67	41.67	0.00	0.00	0.00

# Daily Summary Report

## CT1 - VOC



From: 04/01/2019 00:00 To: 06/30/2019 23:59 Facility Name: COLUSA GENERATING STATION  
 Generated: 07/03/2019 08:19 Location: Maxwell, CA

Red = Invalid or Excluded Data | Green = Edited Status | Blue = Edited Value | \* = Excess Emission

Const. Value/Limit Tag:

	Unit CT1 VOC, Ppm 1 Hour(s)	Unit CT1 O2, Dry, Pct 1 Hour(s)	Unit CT1 HI, MBtuPerHr 1 Hour(s)	> Limit Unit CT1 VOC, Ppmvdc 1 Hour(s)	> Limit Unit CT1 VOC, LbPerHr 1 Hour(s)	Unit CT1 UnitOn, TF 1 Hour(s)	Unit CT1 NormalOp, TF 1 Hour(s)	Unit CT1 DBOn, TF 1 Hour(s)
06/25/2019 00:00	0.0	0.0	0.0	0.0	0.0	0	0	0
06/25/2019 01:00	0.0	0.0	0.0	0.0	0.0	0	0	0
06/25/2019 02:00	0.0	0.0	0.0	0.0	0.0	0	0	0
06/25/2019 03:00	0.0	0.0	0.0	0.0	0.0	0	0	0
06/25/2019 04:00	0.0	0.0	0.0	0.0	0.0	0	0	0
06/25/2019 05:00	0.0	0.0	0.0	0.0	0.0	0	0	0
06/25/2019 06:00	0.0	0.0	0.0	0.0	0.0	0	0	0
06/25/2019 07:00	0.0	0.0	0.0	0.0	0.0	0	0	0
06/25/2019 08:00	0.0	0.0	0.0	0.0	0.0	0	0	0
06/25/2019 09:00	0.0	0.0	0.0	0.0	0.0	0	0	0
06/25/2019 10:00	0.0	0.0	0.0	0.0	0.0	0	0	0
06/25/2019 11:00	0.0	0.0	0.0	0.0	0.0	0	0	0
06/25/2019 12:00	0.0	0.0	0.0	0.0	0.0	0	0	0
06/25/2019 13:00	0.0	0.0	0.0	0.0	0.0	0	0	0
06/25/2019 14:00	0.0	0.0	0.0	0.0	0.0	0	0	0
06/25/2019 15:00	0.0	0.0	0.0	0.0	0.0	0	0	0
06/25/2019 16:00	0.0	0.0	0.0	0.0	0.0	0	0	0
06/25/2019 17:00	0.0	0.0	0.0	0.0	0.0	0	0	0
06/25/2019 18:00	0.0	0.0	0.0	0.0	0.0	0	0	0
06/25/2019 19:00	0.0	0.0	0.0	0.0	0.0	0	0	0
06/25/2019 20:00	0.0	0.0	0.0	0.0	0.0	0	0	0
06/25/2019 21:00	0.0	0.0	0.0	0.0	0.0	0	0	0
06/25/2019 22:00	0.0	0.0	0.0	0.0	0.0	0	0	0
06/25/2019 23:00	0.0	0.0	0.0	0.0	0.0	0	0	0
<b>Average/Sum#:</b>	0.0	0.0	0.0	0.0	0.0	0 #	0 #	0 #
<b>Minimum:</b>	0.0	0.0	0.0	0.0	0.0	0	0	0
<b>Maximum:</b>	0.0	0.0	0.0	0.0	0.0	0	0	0
<b>%SI</b>	100.00	100.00	100.00	100.00	100.00	0.00	0.00	0.00

# Daily Summary Report

## CT1 - VOC



From: 04/01/2019 00:00 To: 06/30/2019 23:59 Facility Name: COLUSA GENERATING STATION  
 Generated: 07/03/2019 08:19 Location: Maxwell, CA

Red = Invalid or Excluded Data | Green = Edited Status | Blue = Edited Value | \* = Excess Emission

Const. Value/Limit Tag:

	Unit CT1 VOC, Ppm 1 Hour(s)	Unit CT1 O2, Dry, Pct 1 Hour(s)	Unit CT1 HI, MBtuPerHr 1 Hour(s)	> Limit Unit CT1 VOC, Ppmvdc 1 Hour(s)	> Limit Unit CT1 VOC, LbPerHr 1 Hour(s)	Unit CT1 UnitOn, TF 1 Hour(s)	Unit CT1 NormalOp, TF 1 Hour(s)	Unit CT1 DBOn, TF 1 Hour(s)
06/26/2019 00:00	0.0	0.0	0.0	0.0	0.0	0	0	0
06/26/2019 01:00	0.0	0.0	0.0	0.0	0.0	0	0	0
06/26/2019 02:00	0.0	0.0	0.0	0.0	0.0	0	0	0
06/26/2019 03:00	0.0	0.0	0.0	0.0	0.0	0	0	0
06/26/2019 04:00	0.0	0.0	0.0	0.0	0.0	0	0	0
06/26/2019 05:00	0.0	0.0	0.0	0.0	0.0	0	0	0
06/26/2019 06:00	0.0	0.0	0.0	0.0	0.0	0	0	0
06/26/2019 07:00	0.0	0.0	0.0	0.0	0.0	0	0	0
06/26/2019 08:00	0.0	0.0	0.0	0.0	0.0	0	0	0
06/26/2019 09:00	0.0	0.0	0.0	0.0	0.0	0	0	0
06/26/2019 10:00	0.0	0.0	0.0	0.0	0.0	0	0	0
06/26/2019 11:00	0.0	0.0	0.0	0.0	0.0	0	0	0
06/26/2019 12:00	0.0	0.0	0.0	0.0	0.0	0	0	0
06/26/2019 13:00	0.0	0.0	0.0	0.0	0.0	0	0	0
06/26/2019 14:00	0.0	0.0	0.0	0.0	0.0	0	0	0
06/26/2019 15:00	0.0	0.0	0.0	0.0	0.0	0	0	0
06/26/2019 16:00	0.0	0.0	0.0	0.0	0.0	0	0	0
06/26/2019 17:00	0.0	0.0	0.0	0.0	0.0	0	0	0
06/26/2019 18:00	0.0	0.0	0.0	0.0	0.0	0	0	0
06/26/2019 19:00	0.0	0.0	0.0	0.0	0.0	0	0	0
06/26/2019 20:00	0.0	0.0	0.0	0.0	0.0	0	0	0
06/26/2019 21:00	0.0	0.0	0.0	0.0	0.0	0	0	0
06/26/2019 22:00	0.0	0.0	0.0	0.0	0.0	0	0	0
06/26/2019 23:00	0.0	0.0	0.0	0.0	0.0	0	0	0
Average/Sum#:	0.0	0.0	0.0	0.0	0.0	0 #	0 #	0 #
Minimum:	0.0	0.0	0.0	0.0	0.0	0	0	0
Maximum:	0.0	0.0	0.0	0.0	0.0	0	0	0
%SI	100.00	100.00	100.00	100.00	100.00	0.00	0.00	0.00

# Daily Summary Report

## CT1 - VOC



From: 04/01/2019 00:00 To: 06/30/2019 23:59 Facility Name: COLUSA GENERATING STATION  
 Generated: 07/03/2019 08:19 Location: Maxwell, CA

Red = Invalid or Excluded Data | Green = Edited Status | Blue = Edited Value | \* = Excess Emission

Const. Value/Limit Tag:

	Unit CT1 VOC, Ppm 1 Hour(s)	Unit CT1 O2, Dry, Pct 1 Hour(s)	Unit CT1 HI, MBtuPerHr 1 Hour(s)	> Limit Unit CT1 VOC, Ppmvdc 1 Hour(s)	> Limit Unit CT1 VOC, LbPerHr 1 Hour(s)	Unit CT1 UnitOn, TF 1 Hour(s)	Unit CT1 NormalOp, TF 1 Hour(s)	Unit CT1 DBOn, TF 1 Hour(s)
06/27/2019 00:00	0.0	0.0	0.0	0.0	0.0	0	0	0
06/27/2019 01:00	0.0	0.0	0.0	0.0	0.0	0	0	0
06/27/2019 02:00	0.0	0.0	0.0	0.0	0.0	0	0	0
06/27/2019 03:00	0.0	0.0	0.0	0.0	0.0	0	0	0
06/27/2019 04:00	0.0	0.0	0.0	0.0	0.0	0	0	0
06/27/2019 05:00	0.0	0.0	0.0	0.0	0.0	0	0	0
06/27/2019 06:00	0.0	0.0	0.0	0.0	0.0	0	0	0
06/27/2019 07:00	0.0	0.0	0.0	0.0	0.0	0	0	0
06/27/2019 08:00	0.0	0.0	0.0	0.0	0.0	0	0	0
06/27/2019 09:00	0.0	0.0	0.0	0.0	0.0	0	0	0
06/27/2019 10:00	0.0	0.0	0.0	0.0	0.0	0	0	0
06/27/2019 11:00	0.0	0.0	0.0	0.0	0.0	0	0	0
06/27/2019 12:00	0.0	0.0	0.0	0.0	0.0	0	0	0
06/27/2019 13:00	0.0	0.0	0.0	0.0	0.0	0	0	0
06/27/2019 14:00	0.0	0.0	0.0	0.0	0.0	0	0	0
06/27/2019 15:00	0.0	0.0	0.0	0.0	0.0	0	0	0
06/27/2019 16:00	0.0	0.0	0.0	0.0	0.0	0	0	0
06/27/2019 17:00	0.0	0.0	0.0	0.0	0.0	0	0	0
06/27/2019 18:00	0.0	0.0	0.0	0.0	0.0	0	0	0
06/27/2019 19:00	0.0	0.0	0.0	0.0	0.0	0	0	0
06/27/2019 20:00	0.0	0.0	0.0	0.0	0.0	0	0	0
06/27/2019 21:00	0.0	0.0	0.0	0.0	0.0	0	0	0
06/27/2019 22:00	0.0	0.0	0.0	0.0	0.0	0	0	0
06/27/2019 23:00	0.0	0.0	0.0	0.0	0.0	0	0	0
Average/Sum#:	0.0	0.0	0.0	0.0	0.0	0 #	0 #	0 #
Minimum:	0.0	0.0	0.0	0.0	0.0	0	0	0
Maximum:	0.0	0.0	0.0	0.0	0.0	0	0	0
%SI	100.00	100.00	100.00	100.00	100.00	0.00	0.00	0.00

# Daily Summary Report

## CT1 - VOC



From: 04/01/2019 00:00 To: 06/30/2019 23:59 Facility Name: COLUSA GENERATING STATION  
 Generated: 07/03/2019 08:19 Location: Maxwell, CA

Red = Invalid or Excluded Data | Green = Edited Status | Blue = Edited Value | \* = Excess Emission

Const. Value/Limit Tag:

	Unit CT1 VOC, Ppm 1 Hour(s)	Unit CT1 O2, Dry, Pct 1 Hour(s)	Unit CT1 HI, MBtuPerHr 1 Hour(s)	> Limit Unit CT1 VOC, Ppmvdc 1 Hour(s)	> Limit Unit CT1 VOC, LbPerHr 1 Hour(s)	Unit CT1 UnitOn, TF 1 Hour(s)	Unit CT1 NormalOp, TF 1 Hour(s)	Unit CT1 DBOn, TF 1 Hour(s)
06/28/2019 00:00	0.0	0.0	0.0	0.0	0.0	0	0	0
06/28/2019 01:00	0.0	0.0	0.0	0.0	0.0	0	0	0
06/28/2019 02:00	0.0	0.0	0.0	0.0	0.0	0	0	0
06/28/2019 03:00	0.0	0.0	0.0	0.0	0.0	0	0	0
06/28/2019 04:00	0.0	0.0	0.0	0.0	0.0	0	0	0
06/28/2019 05:00	0.0	0.0	0.0	0.0	0.0	0	0	0
06/28/2019 06:00	0.0	0.0	0.0	0.0	0.0	0	0	0
06/28/2019 07:00	0.0	0.0	0.0	0.0	0.0	0	0	0
06/28/2019 08:00	0.0	0.0	0.0	0.0	0.0	0	0	0
06/28/2019 09:00	0.0	0.0	0.0	0.0	0.0	0	0	0
06/28/2019 10:00	0.0	0.0	0.0	0.0	0.0	0	0	0
06/28/2019 11:00	0.0	0.0	0.0	0.0	0.0	0	0	0
06/28/2019 12:00	0.0	0.0	0.0	0.0	0.0	0	0	0
06/28/2019 13:00	0.0	0.0	0.0	0.0	0.0	0	0	0
06/28/2019 14:00	0.0	0.0	0.0	0.0	0.0	0	0	0
06/28/2019 15:00	0.0	0.0	0.0	0.0	0.0	0	0	0
06/28/2019 16:00	0.0	0.0	0.0	0.0	0.0	0	0	0
06/28/2019 17:00	0.0	0.0	0.0	0.0	0.0	0	0	0
06/28/2019 18:00	0.0	0.0	0.0	0.0	0.0	0	0	0
06/28/2019 19:00	0.0	0.0	0.0	0.0	0.0	0	0	0
06/28/2019 20:00	0.0	0.0	0.0	0.0	0.0	0	0	0
06/28/2019 21:00	0.0	0.0	0.0	0.0	0.0	0	0	0
06/28/2019 22:00	0.0	0.0	0.0	0.0	0.0	0	0	0
06/28/2019 23:00	0.0	0.0	0.0	0.0	0.0	0	0	0
Average/Sum#:	0.0	0.0	0.0	0.0	0.0	0 #	0 #	0 #
Minimum:	0.0	0.0	0.0	0.0	0.0	0	0	0
Maximum:	0.0	0.0	0.0	0.0	0.0	0	0	0
%SI	100.00	100.00	100.00	100.00	100.00	0.00	0.00	0.00



# Daily Summary Report

## CT1 - VOC



From: 04/01/2019 00:00 To: 06/30/2019 23:59 Facility Name: COLUSA GENERATING STATION  
 Generated: 07/03/2019 08:19 Location: Maxwell, CA

Red = Invalid or Excluded Data | Green = Edited Status | Blue = Edited Value | \* = Excess Emission

Const. Value/Limit Tag:

	Unit CT1 VOC, Ppm 1 Hour(s)	Unit CT1 O2, Dry, Pct 1 Hour(s)	Unit CT1 HI, MBtuPerHr 1 Hour(s)	> Limit Unit CT1 VOC, Ppmvdc 1 Hour(s)	> Limit Unit CT1 VOC, LbPerHr 1 Hour(s)	Unit CT1 UnitOn, TF 1 Hour(s)	Unit CT1 NormalOp, TF 1 Hour(s)	Unit CT1 DBOn, TF 1 Hour(s)
06/29/2019 00:00	0.0	0.0	0.0	0.0	0.0	0	0	0
06/29/2019 01:00	0.0	0.0	0.0	0.0	0.0	0	0	0
06/29/2019 02:00	0.0	0.0	0.0	0.0	0.0	0	0	0
06/29/2019 03:00	0.0	0.0	0.0	0.0	0.0	0	0	0
06/29/2019 04:00	0.0	0.0	0.0	0.0	0.0	0	0	0
06/29/2019 05:00	0.0	0.0	0.0	0.0	0.0	0	0	0
06/29/2019 06:00	0.0	0.0	0.0	0.0	0.0	0	0	0
06/29/2019 07:00	0.0	0.0	0.0	0.0	0.0	0	0	0
06/29/2019 08:00	0.0	0.0	0.0	0.0	0.0	0	0	0
06/29/2019 09:00	0.0	0.0	0.0	0.0	0.0	0	0	0
06/29/2019 10:00	0.0	0.0	0.0	0.0	0.0	0	0	0
06/29/2019 11:00	0.0	0.0	0.0	0.0	0.0	0	0	0
06/29/2019 12:00	0.0	0.0	0.0	0.0	0.0	0	0	0
06/29/2019 13:00	0.0	0.0	0.0	0.0	0.0	0	0	0
06/29/2019 14:00	0.0	0.0	0.0	0.0	0.0	0	0	0
06/29/2019 15:00	0.0	0.0	0.0	0.0	0.0	0	0	0
06/29/2019 16:00	0.0	0.0	0.0	0.0	0.0	0	0	0
06/29/2019 17:00	0.0	0.0	0.0	0.0	0.0	0	0	0
06/29/2019 18:00	0.0	0.0	0.0	0.0	0.0	0	0	0
06/29/2019 19:00	0.0	0.0	0.0	0.0	0.0	0	0	0
06/29/2019 20:00	0.0	0.0	0.0	0.0	0.0	0	0	0
06/29/2019 21:00	0.0	0.0	0.0	0.0	0.0	0	0	0
06/29/2019 22:00	0.0	0.0	0.0	0.0	0.0	0	0	0
06/29/2019 23:00	0.0	0.0	0.0	0.0	0.0	0	0	0
Average/Sum#:	0.0	0.0	0.0	0.0	0.0	0 #	0 #	0 #
Minimum:	0.0	0.0	0.0	0.0	0.0	0	0	0
Maximum:	0.0	0.0	0.0	0.0	0.0	0	0	0
%SI	100.00	100.00	100.00	100.00	100.00	0.00	0.00	0.00

# Daily Summary Report

## CT1 - VOC



From: 04/01/2019 00:00 To: 06/30/2019 23:59 Facility Name: COLUSA GENERATING STATION  
 Generated: 07/03/2019 08:19 Location: Maxwell, CA

Red = Invalid or Excluded Data | Green = Edited Status | Blue = Edited Value | \* = Excess Emission

Const. Value/Limit Tag:

	Unit CT1 VOC, Ppm 1 Hour(s)	Unit CT1 O2, Dry, Pct 1 Hour(s)	Unit CT1 HI, MBtuPerHr 1 Hour(s)	> Limit Unit CT1 VOC, Ppmvdc 1 Hour(s)	> Limit Unit CT1 VOC, LbPerHr 1 Hour(s)	Unit CT1 UnitOn, TF 1 Hour(s)	Unit CT1 NormalOp, TF 1 Hour(s)	Unit CT1 DBOn, TF 1 Hour(s)
06/30/2019 00:00	0.0	0.0	0.0	0.0	0.0	0	0	0
06/30/2019 01:00	0.0	0.0	0.0	0.0	0.0	0	0	0
06/30/2019 02:00	0.0	0.0	0.0	0.0	0.0	0	0	0
06/30/2019 03:00	0.0	0.0	0.0	0.0	0.0	0	0	0
06/30/2019 04:00	0.0	0.0	0.0	0.0	0.0	0	0	0
06/30/2019 05:00	0.0	0.0	0.0	0.0	0.0	0	0	0
06/30/2019 06:00	0.0	0.0	0.0	0.0	0.0	0	0	0
06/30/2019 07:00	0.0	0.0	0.0	0.0	0.0	0	0	0
06/30/2019 08:00	0.0	0.0	0.0	0.0	0.0	0	0	0
06/30/2019 09:00	0.0	0.0	0.0	0.0	0.0	0	0	0
06/30/2019 10:00	0.0	0.0	0.0	0.0	0.0	0	0	0
06/30/2019 11:00	0.0	0.0	0.0	0.0	0.0	0	0	0
06/30/2019 12:00	0.0	0.0	0.0	0.0	0.0	0	0	0
06/30/2019 13:00	0.0	0.0	0.0	0.0	0.0	0	0	0
06/30/2019 14:00	0.0	0.0	0.0	0.0	0.0	0	0	0
06/30/2019 15:00	0.0	0.0	0.0	0.0	0.0	0	0	0
06/30/2019 16:00	0.0	0.0	0.0	0.0	0.0	0	0	0
06/30/2019 17:00	0.0	0.0	0.0	0.0	0.0	0	0	0
06/30/2019 18:00	0.0	0.0	0.0	0.0	0.0	0	0	0
06/30/2019 19:00	0.0	0.0	0.0	0.0	0.0	0	0	0
06/30/2019 20:00	0.0	0.0	0.0	0.0	0.0	0	0	0
06/30/2019 21:00	0.0	0.0	0.0	0.0	0.0	0	0	0
06/30/2019 22:00	0.0	0.0	0.0	0.0	0.0	0	0	0
06/30/2019 23:00	0.0	0.0	0.0	0.0	0.0	0	0	0
Average/Sum#:	0.0	0.0	0.0	0.0	0.0	0 #	0 #	0 #
Minimum:	0.0	0.0	0.0	0.0	0.0	0	0	0
Maximum:	0.0	0.0	0.0	0.0	0.0	0	0	0
%SI	100.00	100.00	100.00	100.00	100.00	0.00	0.00	0.00

# Excess Emission Report



## CT1 - VOC Lb 1-Day Block Average

From: 04/01/2019 00:00 To: 06/30/2019 23:59  
Generated: 07/03/2019 08:22

Facility Name: COLUSA GENERATING STATION  
Location: Maxwell, CA

Tag Name: CT1\_VOC\_Lb\_1D

Total Operating Time: 23.00 Day(s)

No Exclusions Allowed

Non-Operating Time: 68.00 Day(s) Report Time: 91.00 Day(s)

No incidents have been reported for this reporting period. Data is 100% in compliance.

Total Operating Time:	23.00 Day(s)
Total Duration (Online only):	0.00 Day(s)
Time in exceedance as a percentage of operating time:	0.00 %
Time in compliance as a percentage of operating time:	100.00 %

# Excess Emission Report



## CT1 - VOC LbPerHr 1-Hour Block Average

From: 04/01/2019 00:00 To: 06/30/2019 23:59  
Generated: 07/03/2019 08:23

Facility Name: COLUSA GENERATING STATION  
Location: Maxwell, CA

Tag Name: CT1\_VOC\_LbPerHr\_1H

Total Operating Time: 249.00 Hour(s)

No Exclusions Allowed

Non-Operating Time: 1,935.00 Hour(s) Report Time: 2,184.00 Hour(s)

No incidents have been reported for this reporting period. Data is 100% in compliance.

Total Operating Time:	249.00 Hour(s)
Total Duration (Online only):	0.00 Hour(s)
Time in exceedance as a percentage of operating time:	0.00 %
Time in compliance as a percentage of operating time:	100.00 %

# Excess Emission Report



## CT1 - VOC Ppmvdc 1-Hour Block Average

From: 01/01/2017 00:00 To: 03/31/2017 23:59  
Generated: 07/03/2019 08:24

Facility Name: COLUSA GENERATING STATION  
Location: Maxwell, CA

Tag Name: CT1\_VOC\_Ppmvdc\_1H

Total Operating Time: 846.00 Hour(s)

No Exclusions Allowed

Non-Operating Time: 1,314.00 Hour(s) Report Time: 2,160.00 Hour(s)

No incidents have been reported for this reporting period. Data is 100% in compliance.

Total Operating Time:	846.00 Hour(s)
Total Duration (Online only):	0.00 Hour(s)
Time in exceedance as a percentage of operating time:	0.00 %
Time in compliance as a percentage of operating time:	100.00 %

# Daily Summary Report

## CT2 - VOC



From: 04/01/2019 00:00 To: 06/30/2019 23:59 Facility Name: COLUSA GENERATING STATION  
 Generated: 07/03/2019 08:20 Location: Maxwell, CA

Red = Invalid or Excluded Data | Green = Edited Status | Blue = Edited Value | \* = Excess Emission

Const. Value/Limit Tag:

	Unit CT2 VOC, Ppm 1 Hour(s)	Unit CT2 O2, Dry, Pct 1 Hour(s)	Unit CT2 HI, MBtuPerHr 1 Hour(s)	> Limit Unit CT2 VOC, Ppmvdc 1 Hour(s)	> Limit Unit CT2 VOC, LbPerHr 1 Hour(s)	Unit CT2 UnitOn, TF 1 Hour(s)	Unit CT2 NormalOp, TF 1 Hour(s)	Unit CT2 DBOn, TF 1 Hour(s)
04/01/2019 00:00	0.4	13.8	1,381.1	0.4	0.4	1	1	0
04/01/2019 01:00	0.4	13.8	1,549.5	0.4	0.5	1	1	0
04/01/2019 02:00	0.4	13.8	1,530.8	0.4	0.5	1	1	0
04/01/2019 03:00	0.4	13.8	1,371.2	0.4	0.4	1	1	0
04/01/2019 04:00	0.2	13.8	1,540.5	0.4	0.5	1	1	1
04/01/2019 05:00	-0.1	13.0	1,941.0	0.1	0.6	1	1	1
04/01/2019 06:00	-0.2	12.6	2,040.4	0.1	0.6	1	1	1
04/01/2019 07:00	-0.1	12.8	1,965.9	0.1	0.6	1	1	1
04/01/2019 08:00	0.4	13.9	1,411.4	0.4	0.4	1	1	0
04/01/2019 09:00	0.4	13.9	1,338.2	0.4	0.4	1	1	0
04/01/2019 10:00	0.4	13.9	1,299.6	0.4	0.4	1	1	0
04/01/2019 11:00	0.4	13.9	1,349.0	0.4	0.4	1	1	0
04/01/2019 12:00	0.4	13.9	1,454.4	0.4	0.4	1	1	0
04/01/2019 13:00	0.4	13.9	1,479.8	0.4	0.4	1	1	0
04/01/2019 14:00	0.4	13.9	1,633.6	0.4	0.5	1	1	0
04/01/2019 15:00	0.4	13.9	1,445.1	0.4	0.4	1	1	0
04/01/2019 16:00	-0.1	13.3	1,794.3	0.1	0.5	1	1	1
04/01/2019 17:00	-0.1	12.4	2,065.1	0.2	0.6	1	1	1
04/01/2019 18:00	-0.1	12.2	2,117.9	0.2	0.6	1	1	1
04/01/2019 19:00	0.1	11.8	2,194.4	0.2	0.7	1	1	1
04/01/2019 20:00	0.1	11.9	2,188.3	0.2	0.7	1	1	1
04/01/2019 21:00	0.1	12.1	2,141.2	0.2	0.6	1	1	1
04/01/2019 22:00	0.0	13.4	1,506.0	0.0	0.5	1	0	1
04/01/2019 23:00	0.0	0.0	0.0	0.0	0.0	0	0	0
<b>Average/Sum#:</b>	0.2	13.3	1,684.3	0.3	0.5	23 #	22 #	11 #
<b>Minimum:</b>	-0.2	11.8	1,299.6	0.0	0.4	0	0	0
<b>Maximum:</b>	0.4	13.9	2,194.4	0.4	0.7	1	1	1
<b>%SI</b>	4.17	4.17	4.17	4.17	4.17	0.00	0.00	0.00

# Daily Summary Report

## CT2 - VOC



From: 04/01/2019 00:00 To: 06/30/2019 23:59 Facility Name: COLUSA GENERATING STATION  
 Generated: 07/03/2019 08:20 Location: Maxwell, CA

Red = Invalid or Excluded Data | Green = Edited Status | Blue = Edited Value | \* = Excess Emission

Const. Value/Limit Tag:

	Unit CT2 VOC, Ppm 1 Hour(s)	Unit CT2 O2, Dry, Pct 1 Hour(s)	Unit CT2 HI, MBtuPerHr 1 Hour(s)	> Limit Unit CT2 VOC, Ppmvdc 1 Hour(s)	> Limit Unit CT2 VOC, LbPerHr 1 Hour(s)	Unit CT2 UnitOn, TF 1 Hour(s)	Unit CT2 NormalOp, TF 1 Hour(s)	Unit CT2 DBOn, TF 1 Hour(s)
04/02/2019 00:00	0.0	0.0	0.0	0.0	0.0	0	0	0
04/02/2019 01:00	0.0	0.0	0.0	0.0	0.0	0	0	0
04/02/2019 02:00	0.0	0.0	0.0	0.0	0.0	0	0	0
04/02/2019 03:00	0.0	0.0	0.0	0.0	0.0	0	0	0
04/02/2019 04:00	0.0	0.0	0.0	0.0	0.0	0	0	0
04/02/2019 05:00	0.0	0.0	0.0	0.0	0.0	0	0	0
04/02/2019 06:00	0.0	0.0	0.0	0.0	0.0	0	0	0
04/02/2019 07:00	0.0	0.0	0.0	0.0	0.0	0	0	0
04/02/2019 08:00	0.0	0.0	0.0	0.0	0.0	0	0	0
04/02/2019 09:00	0.0	0.0	0.0	0.0	0.0	0	0	0
04/02/2019 10:00	0.0	0.0	0.0	0.0	0.0	0	0	0
04/02/2019 11:00	0.0	0.0	0.0	0.0	0.0	0	0	0
04/02/2019 12:00	0.0	0.0	0.0	0.0	0.0	0	0	0
04/02/2019 13:00	0.0	0.0	0.0	0.0	0.0	0	0	0
04/02/2019 14:00	0.0	0.0	0.0	0.0	0.0	0	0	0
04/02/2019 15:00	0.0	0.0	0.0	0.0	0.0	0	0	0
04/02/2019 16:00	0.0	0.0	0.0	0.0	0.0	0	0	0
04/02/2019 17:00	0.0	17.7	438.8	0.0	0.1	1	0	0
04/02/2019 18:00	0.0	17.0	520.3	0.0	0.2	1	0	0
04/02/2019 19:00	0.0	15.5	834.8	0.0	0.3	1	0	0
04/02/2019 20:00	0.4	13.9	1,407.5	0.4	0.4	1	1	0
04/02/2019 21:00	0.4	13.9	1,355.3	0.4	0.4	1	1	0
04/02/2019 22:00	0.4	13.9	1,347.1	0.4	0.4	1	1	0
04/02/2019 23:00	0.4	13.9	1,346.1	0.4	0.4	1	1	0
<b>Average/Sum#:</b>	0.2	15.1	1,035.7	0.2	0.3	7 #	4 #	0 #
<b>Minimum:</b>	0.0	13.9	438.8	0.0	0.1	0	0	0
<b>Maximum:</b>	0.4	17.7	1,407.5	0.4	0.4	1	1	0
<b>%SI</b>	70.83	70.83	70.83	70.83	70.83	0.00	0.00	0.00

# Daily Summary Report

## CT2 - VOC



From: 04/01/2019 00:00 To: 06/30/2019 23:59 Facility Name: COLUSA GENERATING STATION  
 Generated: 07/03/2019 08:20 Location: Maxwell, CA

Red = Invalid or Excluded Data | Green = Edited Status | Blue = Edited Value | \* = Excess Emission

Const. Value/Limit Tag:

	Unit CT2 VOC, Ppm 1 Hour(s)	Unit CT2 O2, Dry, Pct 1 Hour(s)	Unit CT2 HI, MBtuPerHr 1 Hour(s)	> Limit Unit CT2 VOC, Ppmvdc 1 Hour(s)	> Limit Unit CT2 VOC, LbPerHr 1 Hour(s)	Unit CT2 UnitOn, TF 1 Hour(s)	Unit CT2 NormalOp, TF 1 Hour(s)	Unit CT2 DBOn, TF 1 Hour(s)
04/03/2019 00:00	0.4	13.8	1,349.4	0.4	0.4	1	1	0
04/03/2019 01:00	0.4	13.8	1,355.8	0.4	0.4	1	1	0
04/03/2019 02:00	0.4	13.8	1,538.4	0.4	0.5	1	1	0
04/03/2019 03:00	0.4	13.8	1,487.7	0.4	0.4	1	1	0
04/03/2019 04:00	0.4	13.8	1,458.2	0.4	0.4	1	1	0
04/03/2019 05:00	0.4	13.8	1,682.0	0.4	0.5	1	1	0
04/03/2019 06:00	0.4	13.8	1,596.1	0.4	0.5	1	1	0
04/03/2019 07:00	0.4	13.8	1,298.8	0.4	0.4	1	1	0
04/03/2019 08:00	0.4	13.8	1,303.5	0.4	0.4	1	1	0
04/03/2019 09:00	0.4	13.8	1,398.1	0.4	0.4	1	1	0
04/03/2019 10:00	0.4	13.8	1,466.5	0.4	0.4	1	1	0
04/03/2019 11:00	0.4	13.9	1,330.1	0.4	0.4	1	1	0
04/03/2019 12:00	0.4	13.9	1,292.7	0.4	0.4	1	1	0
04/03/2019 13:00	0.4	13.9	1,300.4	0.4	0.4	1	1	0
04/03/2019 14:00	0.4	13.9	1,492.6	0.4	0.4	1	1	0
04/03/2019 15:00	0.4	13.9	1,368.8	0.4	0.4	1	1	0
04/03/2019 16:00	0.4	13.9	1,502.5	0.4	0.5	1	1	0
04/03/2019 17:00	0.2	13.8	1,523.3	0.4	0.5	1	1	1
04/03/2019 18:00	-0.1	13.0	1,922.7	0.1	0.6	1	1	1
04/03/2019 19:00	-0.1	12.5	2,046.5	0.1	0.6	1	1	1
04/03/2019 20:00	-0.1	12.1	2,131.3	0.2	0.6	1	1	1
04/03/2019 21:00	-0.1	12.1	2,136.8	0.2	0.6	1	1	1
04/03/2019 22:00	-0.1	12.9	1,947.2	0.1	0.6	1	1	1
04/03/2019 23:00	-0.1	13.0	1,910.7	0.1	0.6	1	1	1
<b>Average/Sum#:</b>	0.3	13.5	1,576.7	0.3	0.5	24 #	24 #	7 #
<b>Minimum:</b>	-0.1	12.1	1,292.7	0.1	0.4	1	1	0
<b>Maximum:</b>	0.4	13.9	2,136.8	0.4	0.6	1	1	1
<b>%SI</b>	0.00	0.00	0.00	0.00	0.00	0.00	0.00	0.00



# Daily Summary Report

## CT2 - VOC



From: 04/01/2019 00:00 To: 06/30/2019 23:59 Facility Name: COLUSA GENERATING STATION  
 Generated: 07/03/2019 08:20 Location: Maxwell, CA

Red = Invalid or Excluded Data | Green = Edited Status | Blue = Edited Value | \* = Excess Emission

Const. Value/Limit Tag:

	Unit CT2 VOC, Ppm 1 Hour(s)	Unit CT2 O2, Dry, Pct 1 Hour(s)	Unit CT2 HI, MBtuPerHr 1 Hour(s)	> Limit Unit CT2 VOC, Ppmvdc 1 Hour(s)	> Limit Unit CT2 VOC, LbPerHr 1 Hour(s)	Unit CT2 UnitOn, TF 1 Hour(s)	Unit CT2 NormalOp, TF 1 Hour(s)	Unit CT2 DBOn, TF 1 Hour(s)
04/04/2019 00:00	0.4	13.8	1,534.7	0.4	0.5	1	1	0
04/04/2019 01:00	0.4	13.8	1,445.1	0.4	0.4	1	1	0
04/04/2019 02:00	0.4	13.8	1,512.8	0.4	0.5	1	1	0
04/04/2019 03:00	0.4	13.8	1,521.3	0.4	0.5	1	1	0
04/04/2019 04:00	0.4	13.8	1,361.3	0.4	0.4	1	1	0
04/04/2019 05:00	0.3	13.8	1,640.2	0.4	0.5	1	1	0
04/04/2019 06:00	0.3	13.8	1,681.0	0.4	0.5	1	1	0
04/04/2019 07:00	0.4	13.8	1,642.9	0.4	0.5	1	1	0
04/04/2019 08:00	0.4	13.9	1,320.3	0.4	0.4	1	1	0
04/04/2019 09:00	0.4	13.8	1,474.7	0.4	0.4	1	1	0
04/04/2019 10:00	0.4	13.9	1,298.8	0.4	0.4	1	1	0
04/04/2019 11:00	0.4	13.9	1,345.3	0.4	0.4	1	1	0
04/04/2019 12:00	0.4	13.9	1,371.2	0.4	0.4	1	1	0
04/04/2019 13:00	0.4	13.9	1,293.5	0.4	0.4	1	1	0
04/04/2019 14:00	0.4	13.9	1,380.7	0.4	0.4	1	1	0
04/04/2019 15:00	0.4	13.9	1,296.7	0.4	0.4	1	1	0
04/04/2019 16:00	0.4	13.9	1,622.6	0.4	0.5	1	1	0
04/04/2019 17:00	0.2	13.8	1,640.6	0.4	0.5	1	1	1
04/04/2019 18:00	-0.1	13.2	1,892.5	0.1	0.6	1	1	1
04/04/2019 19:00	-0.1	12.5	2,057.7	0.1	0.6	1	1	1
04/04/2019 20:00	-0.1	12.2	2,133.0	0.2	0.6	1	1	1
04/04/2019 21:00	-0.1	12.5	2,045.3	0.1	0.6	1	1	1
04/04/2019 22:00	0.2	13.7	1,489.4	0.4	0.4	1	1	1
04/04/2019 23:00	0.4	13.9	1,309.7	0.4	0.4	1	1	0
<b>Average/Sum#:</b>	0.3	13.6	1,554.6	0.4	0.5	24 #	24 #	6 #
<b>Minimum:</b>	-0.1	12.2	1,293.5	0.1	0.4	1	1	0
<b>Maximum:</b>	0.4	13.9	2,133.0	0.4	0.6	1	1	1
<b>%SI</b>	0.00	0.00	0.00	0.00	0.00	0.00	0.00	0.00

# Daily Summary Report

## CT2 - VOC



From: 04/01/2019 00:00 To: 06/30/2019 23:59 Facility Name: COLUSA GENERATING STATION  
 Generated: 07/03/2019 08:20 Location: Maxwell, CA

Red = Invalid or Excluded Data | Green = Edited Status | Blue = Edited Value | \* = Excess Emission

Const. Value/Limit Tag:

	Unit CT2 VOC, Ppm 1 Hour(s)	Unit CT2 O2, Dry, Pct 1 Hour(s)	Unit CT2 HI, MBtuPerHr 1 Hour(s)	> Limit Unit CT2 VOC, Ppmvdc 1 Hour(s)	> Limit Unit CT2 VOC, LbPerHr 1 Hour(s)	Unit CT2 UnitOn, TF 1 Hour(s)	Unit CT2 NormalOp, TF 1 Hour(s)	Unit CT2 DBOn, TF 1 Hour(s)
04/05/2019 00:00	0.4	13.9	1,312.3	0.4	0.4	1	1	0
04/05/2019 01:00	0.4	13.9	1,355.5	0.4	0.4	1	1	0
04/05/2019 02:00	0.4	13.8	1,399.2	0.4	0.4	1	1	0
04/05/2019 03:00	0.4	13.9	1,320.1	0.4	0.4	1	1	0
04/05/2019 04:00	0.4	13.8	1,289.3	0.4	0.4	1	1	0
04/05/2019 05:00	0.4	13.8	1,652.5	0.4	0.5	1	1	0
04/05/2019 06:00	0.4	13.8	1,300.9	0.4	0.4	1	1	0
04/05/2019 07:00	0.4	13.8	1,335.1	0.4	0.4	1	1	0
04/05/2019 08:00	0.4	13.8	1,578.5	0.4	0.5	1	1	0
04/05/2019 09:00	0.4	13.8	1,579.4	0.4	0.5	1	1	0
04/05/2019 10:00	0.4	13.8	1,648.1	0.4	0.5	1	1	0
04/05/2019 11:00	0.4	13.8	1,634.5	0.4	0.5	1	1	0
04/05/2019 12:00	0.4	13.8	1,666.1	0.4	0.5	1	1	0
04/05/2019 13:00	0.4	13.8	1,649.3	0.4	0.5	1	1	0
04/05/2019 14:00	0.4	13.9	1,475.5	0.4	0.4	1	1	0
04/05/2019 15:00	0.4	13.9	1,624.8	0.4	0.5	1	1	0
04/05/2019 16:00	0.4	13.8	1,641.5	0.4	0.5	1	1	0
04/05/2019 17:00	0.4	13.9	1,314.6	0.4	0.4	1	1	0
04/05/2019 18:00	0.4	13.8	1,620.4	0.4	0.5	1	1	0
04/05/2019 19:00	0.1	13.4	1,812.0	0.2	0.5	1	1	1
04/05/2019 20:00	-0.1	12.6	2,023.5	0.1	0.6	1	1	1
04/05/2019 21:00	0.0	14.2	1,245.9	0.0	0.4	1	0	1
04/05/2019 22:00	0.0	0.0	0.0	0.0	0.0	0	0	0
04/05/2019 23:00	0.0	0.0	0.0	0.0	0.0	0	0	0
<b>Average/Sum#:</b>	0.3	13.8	1,521.8	0.4	0.5	22 #	21 #	3 #
<b>Minimum:</b>	-0.1	12.6	1,245.9	0.0	0.4	0	0	0
<b>Maximum:</b>	0.4	14.2	2,023.5	0.4	0.6	1	1	1
<b>%SI</b>	8.33	8.33	8.33	8.33	8.33	0.00	0.00	0.00

# Daily Summary Report

## CT2 - VOC



From: 04/01/2019 00:00 To: 06/30/2019 23:59 Facility Name: COLUSA GENERATING STATION  
 Generated: 07/03/2019 08:20 Location: Maxwell, CA

Red = Invalid or Excluded Data | Green = Edited Status | Blue = Edited Value | \* = Excess Emission

Const. Value/Limit Tag:

	Unit CT2 VOC, Ppm 1 Hour(s)	Unit CT2 O2, Dry, Pct 1 Hour(s)	Unit CT2 HI, MBtuPerHr 1 Hour(s)	> Limit Unit CT2 VOC, Ppmvdc 1 Hour(s)	> Limit Unit CT2 VOC, LbPerHr 1 Hour(s)	Unit CT2 UnitOn, TF 1 Hour(s)	Unit CT2 NormalOp, TF 1 Hour(s)	Unit CT2 DBOn, TF 1 Hour(s)
04/06/2019 00:00	0.0	0.0	0.0	0.0	0.0	0	0	0
04/06/2019 01:00	0.0	0.0	0.0	0.0	0.0	0	0	0
04/06/2019 02:00	0.0	0.0	0.0	0.0	0.0	0	0	0
04/06/2019 03:00	0.0	0.0	0.0	0.0	0.0	0	0	0
04/06/2019 04:00	0.0	0.0	0.0	0.0	0.0	0	0	0
04/06/2019 05:00	0.0	0.0	0.0	0.0	0.0	0	0	0
04/06/2019 06:00	0.0	0.0	0.0	0.0	0.0	0	0	0
04/06/2019 07:00	0.0	0.0	0.0	0.0	0.0	0	0	0
04/06/2019 08:00	0.0	0.0	0.0	0.0	0.0	0	0	0
04/06/2019 09:00	0.0	0.0	0.0	0.0	0.0	0	0	0
04/06/2019 10:00	0.0	0.0	0.0	0.0	0.0	0	0	0
04/06/2019 11:00	0.0	0.0	0.0	0.0	0.0	0	0	0
04/06/2019 12:00	0.0	0.0	0.0	0.0	0.0	0	0	0
04/06/2019 13:00	0.0	0.0	0.0	0.0	0.0	0	0	0
04/06/2019 14:00	0.0	0.0	0.0	0.0	0.0	0	0	0
04/06/2019 15:00	0.0	0.0	0.0	0.0	0.0	0	0	0
04/06/2019 16:00	0.0	17.6	448.6	0.0	0.1	1	0	0
04/06/2019 17:00	0.0	17.1	520.1	0.0	0.2	1	0	0
04/06/2019 18:00	0.0	14.9	1,061.1	0.0	0.3	1	0	0
04/06/2019 19:00	0.1	13.4	1,748.3	0.2	0.5	1	1	1
04/06/2019 20:00	0.1	13.3	1,648.8	0.2	0.5	1	1	1
04/06/2019 21:00	0.4	13.8	1,491.7	0.4	0.4	1	1	0
04/06/2019 22:00	0.4	13.9	1,429.9	0.4	0.4	1	1	0
04/06/2019 23:00	0.4	13.9	1,379.3	0.4	0.4	1	1	0
<b>Average/Sum#:</b>	0.2	14.7	1,216.0	0.2	0.4	8 #	5 #	2 #
<b>Minimum:</b>	0.0	13.3	448.6	0.0	0.1	0	0	0
<b>Maximum:</b>	0.4	17.6	1,748.3	0.4	0.5	1	1	1
<b>%SI</b>	66.67	66.67	66.67	66.67	66.67	0.00	0.00	0.00

# Daily Summary Report

## CT2 - VOC



From: 04/01/2019 00:00 To: 06/30/2019 23:59 Facility Name: COLUSA GENERATING STATION  
 Generated: 07/03/2019 08:20 Location: Maxwell, CA

Red = Invalid or Excluded Data | Green = Edited Status | Blue = Edited Value | \* = Excess Emission

Const. Value/Limit Tag:

	Unit CT2 VOC, Ppm 1 Hour(s)	Unit CT2 O2, Dry, Pct 1 Hour(s)	Unit CT2 HI, MBtuPerHr 1 Hour(s)	> Limit Unit CT2 VOC, Ppmvdc 1 Hour(s)	> Limit Unit CT2 VOC, LbPerHr 1 Hour(s)	Unit CT2 UnitOn, TF 1 Hour(s)	Unit CT2 NormalOp, TF 1 Hour(s)	Unit CT2 DBOn, TF 1 Hour(s)
04/07/2019 00:00	0.4	13.9	1,376.4	0.4	0.4	1	1	0
04/07/2019 01:00	0.0	16.0	494.9	0.0	0.1	1	0	0
04/07/2019 02:00	0.0	0.0	0.0	0.0	0.0	0	0	0
04/07/2019 03:00	0.0	0.0	0.0	0.0	0.0	0	0	0
04/07/2019 04:00	0.0	0.0	0.0	0.0	0.0	0	0	0
04/07/2019 05:00	0.0	0.0	0.0	0.0	0.0	0	0	0
04/07/2019 06:00	0.0	0.0	0.0	0.0	0.0	0	0	0
04/07/2019 07:00	0.0	0.0	0.0	0.0	0.0	0	0	0
04/07/2019 08:00	0.0	0.0	0.0	0.0	0.0	0	0	0
04/07/2019 09:00	0.0	0.0	0.0	0.0	0.0	0	0	0
04/07/2019 10:00	0.0	0.0	0.0	0.0	0.0	0	0	0
04/07/2019 11:00	0.0	0.0	0.0	0.0	0.0	0	0	0
04/07/2019 12:00	0.0	0.0	0.0	0.0	0.0	0	0	0
04/07/2019 13:00	0.0	0.0	0.0	0.0	0.0	0	0	0
04/07/2019 14:00	0.0	17.5	456.7	0.0	0.1	1	0	0
04/07/2019 15:00	0.0	17.0	523.2	0.0	0.2	1	0	0
04/07/2019 16:00	0.0	14.9	1,049.4	0.0	0.3	1	0	0
04/07/2019 17:00	0.1	13.4	1,624.2	0.2	0.5	1	1	1
04/07/2019 18:00	-0.1	12.7	1,937.7	0.1	0.6	1	1	1
04/07/2019 19:00	0.4	13.8	1,629.6	0.4	0.5	1	1	0
04/07/2019 20:00	0.4	13.8	1,555.4	0.4	0.5	1	1	0
04/07/2019 21:00	0.4	13.8	1,397.5	0.4	0.4	1	1	0
04/07/2019 22:00	0.4	13.9	1,310.2	0.4	0.4	1	1	0
04/07/2019 23:00	0.4	13.9	1,348.4	0.4	0.4	1	1	0
<b>Average/Sum#:</b>	0.2	14.6	1,225.3	0.2	0.4	12 #	8 #	2 #
<b>Minimum:</b>	-0.1	12.7	456.7	0.0	0.1	0	0	0
<b>Maximum:</b>	0.4	17.5	1,937.7	0.4	0.6	1	1	1
<b>%SI</b>	50.00	50.00	50.00	50.00	50.00	0.00	0.00	0.00

# Daily Summary Report

## CT2 - VOC



From: 04/01/2019 00:00 To: 06/30/2019 23:59 Facility Name: COLUSA GENERATING STATION  
 Generated: 07/03/2019 08:20 Location: Maxwell, CA

Red = Invalid or Excluded Data | Green = Edited Status | Blue = Edited Value | \* = Excess Emission

Const. Value/Limit Tag:

	Unit CT2 VOC, Ppm 1 Hour(s)	Unit CT2 O2, Dry, Pct 1 Hour(s)	Unit CT2 HI, MBtuPerHr 1 Hour(s)	> Limit Unit CT2 VOC, Ppmvdc 1 Hour(s)	> Limit Unit CT2 VOC, LbPerHr 1 Hour(s)	Unit CT2 UnitOn, TF 1 Hour(s)	Unit CT2 NormalOp, TF 1 Hour(s)	Unit CT2 DBOn, TF 1 Hour(s)
04/08/2019 00:00	0.4	13.9	1,349.1	0.4	0.4	1	1	0
04/08/2019 01:00	0.4	13.8	1,389.9	0.4	0.4	1	1	0
04/08/2019 02:00	0.4	13.8	1,354.2	0.4	0.4	1	1	0
04/08/2019 03:00	0.4	13.8	1,289.1	0.4	0.4	1	1	0
04/08/2019 04:00	0.4	13.8	1,592.7	0.4	0.5	1	1	0
04/08/2019 05:00	0.4	13.8	1,598.9	0.4	0.5	1	1	0
04/08/2019 06:00	0.4	13.8	1,672.6	0.4	0.5	1	1	0
04/08/2019 07:00	0.4	13.8	1,459.6	0.4	0.4	1	1	0
04/08/2019 08:00	0.4	13.8	1,492.9	0.4	0.4	1	1	0
04/08/2019 09:00	0.4	13.8	1,390.0	0.4	0.4	1	1	0
04/08/2019 10:00	0.4	13.8	1,493.2	0.4	0.4	1	1	0
04/08/2019 11:00	0.4	13.8	1,375.4	0.4	0.4	1	1	0
04/08/2019 12:00	0.4	13.8	1,524.0	0.4	0.5	1	1	0
04/08/2019 13:00	0.4	13.9	1,322.9	0.4	0.4	1	1	0
04/08/2019 14:00	0.4	13.8	1,430.7	0.4	0.4	1	1	0
04/08/2019 15:00	0.4	13.8	1,594.4	0.4	0.5	1	1	0
04/08/2019 16:00	0.4	13.9	1,350.2	0.4	0.4	1	1	0
04/08/2019 17:00	0.4	13.8	1,623.9	0.4	0.5	1	1	0
04/08/2019 18:00	0.4	13.8	1,623.2	0.4	0.5	1	1	0
04/08/2019 19:00	0.2	13.8	1,682.9	0.4	0.5	1	1	1
04/08/2019 20:00	-0.1	13.0	1,935.5	0.1	0.6	1	1	1
04/08/2019 21:00	-0.1	12.5	2,056.7	0.1	0.6	1	1	1
04/08/2019 22:00	-0.1	13.1	1,925.1	0.1	0.6	1	1	1
04/08/2019 23:00	0.0	15.4	729.4	0.0	0.2	1	0	0
<b>Average/Sum#:</b>	0.3	13.8	1,510.7	0.3	0.5	24 #	23 #	4 #
<b>Minimum:</b>	-0.1	12.5	729.4	0.0	0.2	1	0	0
<b>Maximum:</b>	0.4	15.4	2,056.7	0.4	0.6	1	1	1
<b>%SI</b>	0.00	0.00	0.00	0.00	0.00	0.00	0.00	0.00

# Daily Summary Report

## CT2 - VOC



From: 04/01/2019 00:00 To: 06/30/2019 23:59 Facility Name: COLUSA GENERATING STATION  
 Generated: 07/03/2019 08:20 Location: Maxwell, CA

Red = Invalid or Excluded Data | Green = Edited Status | Blue = Edited Value | \* = Excess Emission

Const. Value/Limit Tag:

	Unit CT2 VOC, Ppm 1 Hour(s)	Unit CT2 O2, Dry, Pct 1 Hour(s)	Unit CT2 HI, MBtuPerHr 1 Hour(s)	> Limit Unit CT2 VOC, Ppmvdc 1 Hour(s)	> Limit Unit CT2 VOC, LbPerHr 1 Hour(s)	Unit CT2 UnitOn, TF 1 Hour(s)	Unit CT2 NormalOp, TF 1 Hour(s)	Unit CT2 DBOn, TF 1 Hour(s)
04/09/2019 00:00	0.0	0.0	0.0	0.0	0.0	0	0	0
04/09/2019 01:00	0.0	0.0	0.0	0.0	0.0	0	0	0
04/09/2019 02:00	0.0	0.0	0.0	0.0	0.0	0	0	0
04/09/2019 03:00	0.0	0.0	0.0	0.0	0.0	0	0	0
04/09/2019 04:00	0.0	0.0	0.0	0.0	0.0	0	0	0
04/09/2019 05:00	0.0	0.0	0.0	0.0	0.0	0	0	0
04/09/2019 06:00	0.0	0.0	0.0	0.0	0.0	0	0	0
04/09/2019 07:00	0.0	0.0	0.0	0.0	0.0	0	0	0
04/09/2019 08:00	0.0	0.0	0.0	0.0	0.0	0	0	0
04/09/2019 09:00	0.0	0.0	0.0	0.0	0.0	0	0	0
04/09/2019 10:00	0.0	0.0	0.0	0.0	0.0	0	0	0
04/09/2019 11:00	0.0	0.0	0.0	0.0	0.0	0	0	0
04/09/2019 12:00	0.0	0.0	0.0	0.0	0.0	0	0	0
04/09/2019 13:00	0.0	0.0	0.0	0.0	0.0	0	0	0
04/09/2019 14:00	0.0	0.0	0.0	0.0	0.0	0	0	0
04/09/2019 15:00	0.0	0.0	0.0	0.0	0.0	0	0	0
04/09/2019 16:00	0.0	0.0	0.0	0.0	0.0	0	0	0
04/09/2019 17:00	0.0	0.0	0.0	0.0	0.0	0	0	0
04/09/2019 18:00	0.0	0.0	0.0	0.0	0.0	0	0	0
04/09/2019 19:00	0.0	0.0	0.0	0.0	0.0	0	0	0
04/09/2019 20:00	0.0	0.0	0.0	0.0	0.0	0	0	0
04/09/2019 21:00	0.0	0.0	0.0	0.0	0.0	0	0	0
04/09/2019 22:00	0.0	0.0	0.0	0.0	0.0	0	0	0
04/09/2019 23:00	0.0	0.0	0.0	0.0	0.0	0	0	0
<b>Average/Sum#:</b>	0.0	0.0	0.0	0.0	0.0	0 #	0 #	0 #
<b>Minimum:</b>	0.0	0.0	0.0	0.0	0.0	0	0	0
<b>Maximum:</b>	0.0	0.0	0.0	0.0	0.0	0	0	0
<b>%SI</b>	100.00	100.00	100.00	100.00	100.00	0.00	0.00	0.00

# Daily Summary Report

## CT2 - VOC



From: 04/01/2019 00:00 To: 06/30/2019 23:59 Facility Name: COLUSA GENERATING STATION  
 Generated: 07/03/2019 08:20 Location: Maxwell, CA

Red = Invalid or Excluded Data | Green = Edited Status | Blue = Edited Value | \* = Excess Emission

Const. Value/Limit Tag:

	Unit CT2 VOC, Ppm 1 Hour(s)	Unit CT2 O2, Dry, Pct 1 Hour(s)	Unit CT2 HI, MBtuPerHr 1 Hour(s)	> Limit Unit CT2 VOC, Ppmvdc 1 Hour(s)	> Limit Unit CT2 VOC, LbPerHr 1 Hour(s)	Unit CT2 UnitOn, TF 1 Hour(s)	Unit CT2 NormalOp, TF 1 Hour(s)	Unit CT2 DBOn, TF 1 Hour(s)
04/10/2019 00:00	0.0	0.0	0.0	0.0	0.0	0	0	0
04/10/2019 01:00	0.0	0.0	0.0	0.0	0.0	0	0	0
04/10/2019 02:00	0.0	0.0	0.0	0.0	0.0	0	0	0
04/10/2019 03:00	0.0	0.0	0.0	0.0	0.0	0	0	0
04/10/2019 04:00	0.0	0.0	0.0	0.0	0.0	0	0	0
04/10/2019 05:00	0.0	0.0	0.0	0.0	0.0	0	0	0
04/10/2019 06:00	0.0	0.0	0.0	0.0	0.0	0	0	0
04/10/2019 07:00	0.0	0.0	0.0	0.0	0.0	0	0	0
04/10/2019 08:00	0.0	0.0	0.0	0.0	0.0	0	0	0
04/10/2019 09:00	0.0	0.0	0.0	0.0	0.0	0	0	0
04/10/2019 10:00	0.0	0.0	0.0	0.0	0.0	0	0	0
04/10/2019 11:00	0.0	0.0	0.0	0.0	0.0	0	0	0
04/10/2019 12:00	0.0	0.0	0.0	0.0	0.0	0	0	0
04/10/2019 13:00	0.0	0.0	0.0	0.0	0.0	0	0	0
04/10/2019 14:00	0.0	0.0	0.0	0.0	0.0	0	0	0
04/10/2019 15:00	0.0	0.0	0.0	0.0	0.0	0	0	0
04/10/2019 16:00	0.0	0.0	0.0	0.0	0.0	0	0	0
04/10/2019 17:00	0.0	17.6	458.8	0.0	0.1	1	0	0
04/10/2019 18:00	0.0	17.1	521.0	0.0	0.2	1	0	0
04/10/2019 19:00	0.0	16.5	673.1	0.0	0.2	1	0	0
04/10/2019 20:00	0.0	14.0	1,411.4	0.0	0.4	1	0	0
04/10/2019 21:00	0.5	14.0	1,395.9	0.5	0.4	1	1	0
04/10/2019 22:00	0.5	13.9	1,390.8	0.5	0.4	1	1	0
04/10/2019 23:00	0.5	14.0	1,359.0	0.5	0.4	1	1	0
<b>Average/Sum#:</b>	0.2	15.3	1,030.0	0.2	0.3	7 #	3 #	0 #
<b>Minimum:</b>	0.0	13.9	458.8	0.0	0.1	0	0	0
<b>Maximum:</b>	0.5	17.6	1,411.4	0.5	0.4	1	1	0
<b>%SI</b>	70.83	70.83	70.83	70.83	70.83	0.00	0.00	0.00

# Daily Summary Report

CT2 - VOC



From: 04/01/2019 00:00 To: 06/30/2019 23:59 Facility Name: COLUSA GENERATING STATION  
 Generated: 07/03/2019 08:20 Location: Maxwell, CA

Red = Invalid or Excluded Data | Green = Edited Status | Blue = Edited Value | \* = Excess Emission

Const. Value/Limit Tag:

	Unit CT2 VOC, Ppm 1 Hour(s)	Unit CT2 O2, Dry, Pct 1 Hour(s)	Unit CT2 HI, MBtuPerHr 1 Hour(s)	> Limit Unit CT2 VOC, Ppmvdc 1 Hour(s)	> Limit Unit CT2 VOC, LbPerHr 1 Hour(s)	Unit CT2 UnitOn, TF 1 Hour(s)	Unit CT2 NormalOp, TF 1 Hour(s)	Unit CT2 DBOn, TF 1 Hour(s)
04/11/2019 00:00	0.5	14.0	1,358.0	0.5	0.4	1	1	0
04/11/2019 01:00	0.5	14.0	1,357.9	0.5	0.4	1	1	0
04/11/2019 02:00	0.5	14.0	1,356.1	0.5	0.4	1	1	0
04/11/2019 03:00	0.5	14.0	1,364.4	0.5	0.4	1	1	0
04/11/2019 04:00	0.5	14.0	1,376.2	0.5	0.4	1	1	0
04/11/2019 05:00	-0.1	13.0	1,964.8	0.1	0.6	1	1	1
04/11/2019 06:00	0.1	13.1	1,921.2	0.2	0.6	1	1	1
04/11/2019 07:00	0.0	15.9	592.9	0.0	0.2	1	0	0
04/11/2019 08:00	0.0	0.0	0.0	0.0	0.0	0	0	0
04/11/2019 09:00	0.0	0.0	0.0	0.0	0.0	0	0	0
04/11/2019 10:00	0.0	0.0	0.0	0.0	0.0	0	0	0
04/11/2019 11:00	0.0	0.0	0.0	0.0	0.0	0	0	0
04/11/2019 12:00	0.0	0.0	0.0	0.0	0.0	0	0	0
04/11/2019 13:00	0.0	0.0	0.0	0.0	0.0	0	0	0
04/11/2019 14:00	0.0	0.0	0.0	0.0	0.0	0	0	0
04/11/2019 15:00	0.0	0.0	0.0	0.0	0.0	0	0	0
04/11/2019 16:00	0.0	0.0	0.0	0.0	0.0	0	0	0
04/11/2019 17:00	0.0	0.0	0.0	0.0	0.0	0	0	0
04/11/2019 18:00	0.0	0.0	0.0	0.0	0.0	0	0	0
04/11/2019 19:00	0.0	0.0	0.0	0.0	0.0	0	0	0
04/11/2019 20:00	0.0	0.0	0.0	0.0	0.0	0	0	0
04/11/2019 21:00	0.0	0.0	0.0	0.0	0.0	0	0	0
04/11/2019 22:00	0.0	0.0	0.0	0.0	0.0	0	0	0
04/11/2019 23:00	0.0	0.0	0.0	0.0	0.0	0	0	0
<b>Average/Sum#:</b>	0.3	14.0	1,411.4	0.4	0.4	8 #	7 #	2 #
<b>Minimum:</b>	-0.1	13.0	592.9	0.0	0.2	0	0	0
<b>Maximum:</b>	0.5	15.9	1,964.8	0.5	0.6	1	1	1
<b>%SI</b>	66.67	66.67	66.67	66.67	66.67	0.00	0.00	0.00



# Daily Summary Report

## CT2 - VOC



From: 04/01/2019 00:00 To: 06/30/2019 23:59 Facility Name: COLUSA GENERATING STATION  
 Generated: 07/03/2019 08:20 Location: Maxwell, CA

Red = Invalid or Excluded Data | Green = Edited Status | Blue = Edited Value | \* = Excess Emission

Const. Value/Limit Tag:

	Unit CT2 VOC, Ppm 1 Hour(s)	Unit CT2 O2, Dry, Pct 1 Hour(s)	Unit CT2 HI, MBtuPerHr 1 Hour(s)	> Limit Unit CT2 VOC, Ppmvdc 1 Hour(s)	> Limit Unit CT2 VOC, LbPerHr 1 Hour(s)	Unit CT2 UnitOn, TF 1 Hour(s)	Unit CT2 NormalOp, TF 1 Hour(s)	Unit CT2 DBOn, TF 1 Hour(s)
04/12/2019 00:00	0.0	0.0	0.0	0.0	0.0	0	0	0
04/12/2019 01:00	0.0	0.0	0.0	0.0	0.0	0	0	0
04/12/2019 02:00	0.0	0.0	0.0	0.0	0.0	0	0	0
04/12/2019 03:00	0.0	0.0	0.0	0.0	0.0	0	0	0
04/12/2019 04:00	0.0	0.0	0.0	0.0	0.0	0	0	0
04/12/2019 05:00	0.0	0.0	0.0	0.0	0.0	0	0	0
04/12/2019 06:00	0.0	0.0	0.0	0.0	0.0	0	0	0
04/12/2019 07:00	0.0	0.0	0.0	0.0	0.0	0	0	0
04/12/2019 08:00	0.0	0.0	0.0	0.0	0.0	0	0	0
04/12/2019 09:00	0.0	0.0	0.0	0.0	0.0	0	0	0
04/12/2019 10:00	0.0	0.0	0.0	0.0	0.0	0	0	0
04/12/2019 11:00	0.0	0.0	0.0	0.0	0.0	0	0	0
04/12/2019 12:00	0.0	0.0	0.0	0.0	0.0	0	0	0
04/12/2019 13:00	0.0	0.0	0.0	0.0	0.0	0	0	0
04/12/2019 14:00	0.0	0.0	0.0	0.0	0.0	0	0	0
04/12/2019 15:00	0.0	0.0	0.0	0.0	0.0	0	0	0
04/12/2019 16:00	0.0	17.7	440.2	0.0	0.1	1	0	0
04/12/2019 17:00	0.0	17.1	516.9	0.0	0.2	1	0	0
04/12/2019 18:00	0.0	15.6	836.6	0.0	0.3	1	0	0
04/12/2019 19:00	0.2	13.6	1,700.3	0.4	0.5	1	1	1
04/12/2019 20:00	-0.1	12.9	1,950.8	0.1	0.6	1	1	1
04/12/2019 21:00	0.4	13.9	1,380.4	0.4	0.4	1	1	0
04/12/2019 22:00	0.4	13.9	1,488.3	0.4	0.4	1	1	0
04/12/2019 23:00	0.4	14.0	1,350.9	0.4	0.4	1	1	0
<b>Average/Sum#:</b>	0.2	14.8	1,208.1	0.2	0.4	8 #	5 #	2 #
<b>Minimum:</b>	-0.1	12.9	440.2	0.0	0.1	0	0	0
<b>Maximum:</b>	0.4	17.7	1,950.8	0.4	0.6	1	1	1
<b>%SI</b>	66.67	66.67	66.67	66.67	66.67	0.00	0.00	0.00

# Daily Summary Report

CT2 - VOC



From: 04/01/2019 00:00 To: 06/30/2019 23:59 Facility Name: COLUSA GENERATING STATION  
 Generated: 07/03/2019 08:20 Location: Maxwell, CA

Red = Invalid or Excluded Data | Green = Edited Status | Blue = Edited Value | \* = Excess Emission

Const. Value/Limit Tag:

	Unit CT2 VOC, Ppm 1 Hour(s)	Unit CT2 O2, Dry, Pct 1 Hour(s)	Unit CT2 HI, MBtuPerHr 1 Hour(s)	> Limit Unit CT2 VOC, Ppmvdc 1 Hour(s)	> Limit Unit CT2 VOC, LbPerHr 1 Hour(s)	Unit CT2 UnitOn, TF 1 Hour(s)	Unit CT2 NormalOp, TF 1 Hour(s)	Unit CT2 DBOn, TF 1 Hour(s)
04/13/2019 00:00	0.4	14.0	1,350.5	0.4	0.4	1	1	0
04/13/2019 01:00	0.4	14.0	1,353.2	0.4	0.4	1	1	0
04/13/2019 02:00	0.4	14.0	1,353.6	0.4	0.4	1	1	0
04/13/2019 03:00	0.4	14.0	1,354.1	0.4	0.4	1	1	0
04/13/2019 04:00	0.4	14.0	1,354.7	0.4	0.4	1	1	0
04/13/2019 05:00	0.4	14.0	1,358.6	0.4	0.4	1	1	0
04/13/2019 06:00	0.0	0.0	1,045.7	0.0	0.3	1	0	0
04/13/2019 07:00	0.0	0.0	0.0	0.0	0.0	0	0	0
04/13/2019 08:00	0.0	0.0	0.0	0.0	0.0	0	0	0
04/13/2019 09:00	0.0	0.0	0.0	0.0	0.0	0	0	0
04/13/2019 10:00	0.0	0.0	0.0	0.0	0.0	0	0	0
04/13/2019 11:00	0.0	0.0	0.0	0.0	0.0	0	0	0
04/13/2019 12:00	0.0	0.0	0.0	0.0	0.0	0	0	0
04/13/2019 13:00	0.0	0.0	0.0	0.0	0.0	0	0	0
04/13/2019 14:00	0.0	18.8	279.9	0.0	0.1	1	0	0
04/13/2019 15:00	0.0	15.7	814.0	0.0	0.2	1	0	0
04/13/2019 16:00	0.5	14.0	1,415.0	0.5	0.4	1	1	0
04/13/2019 17:00	0.5	14.0	1,395.1	0.5	0.4	1	1	0
04/13/2019 18:00	0.1	12.7	1,970.7	0.2	0.6	1	1	1
04/13/2019 19:00	0.1	12.2	2,074.0	0.2	0.6	1	1	1
04/13/2019 20:00	-0.1	12.7	1,969.2	0.1	0.6	1	1	1
04/13/2019 21:00	-0.1	12.8	1,939.1	0.1	0.6	1	1	1
04/13/2019 22:00	0.4	13.9	1,357.2	0.4	0.4	1	1	0
04/13/2019 23:00	0.0	16.3	418.5	0.0	0.1	1	0	0
<b>Average/Sum#:</b>	0.2	14.2	1,341.4	0.3	0.4	17 #	13 #	4 #
<b>Minimum:</b>	-0.1	12.2	279.9	0.0	0.1	0	0	0
<b>Maximum:</b>	0.5	18.8	2,074.0	0.5	0.6	1	1	1
<b>%SI</b>	33.33	33.33	29.17	33.33	29.17	0.00	0.00	0.00

# Daily Summary Report

## CT2 - VOC



From: 04/01/2019 00:00 To: 06/30/2019 23:59 Facility Name: COLUSA GENERATING STATION  
 Generated: 07/03/2019 08:20 Location: Maxwell, CA

Red = Invalid or Excluded Data | Green = Edited Status | Blue = Edited Value | \* = Excess Emission

Const. Value/Limit Tag:

	Unit CT2 VOC, Ppm 1 Hour(s)	Unit CT2 O2, Dry, Pct 1 Hour(s)	Unit CT2 HI, MBtuPerHr 1 Hour(s)	> Limit Unit CT2 VOC, Ppmvdc 1 Hour(s)	> Limit Unit CT2 VOC, LbPerHr 1 Hour(s)	Unit CT2 UnitOn, TF 1 Hour(s)	Unit CT2 NormalOp, TF 1 Hour(s)	Unit CT2 DBOn, TF 1 Hour(s)
04/14/2019 00:00	0.0	0.0	0.0	0.0	0.0	0	0	0
04/14/2019 01:00	0.0	0.0	0.0	0.0	0.0	0	0	0
04/14/2019 02:00	0.0	0.0	0.0	0.0	0.0	0	0	0
04/14/2019 03:00	0.0	0.0	0.0	0.0	0.0	0	0	0
04/14/2019 04:00	0.0	0.0	0.0	0.0	0.0	0	0	0
04/14/2019 05:00	0.0	0.0	0.0	0.0	0.0	0	0	0
04/14/2019 06:00	0.0	0.0	0.0	0.0	0.0	0	0	0
04/14/2019 07:00	0.0	0.0	0.0	0.0	0.0	0	0	0
04/14/2019 08:00	0.0	0.0	0.0	0.0	0.0	0	0	0
04/14/2019 09:00	0.0	0.0	0.0	0.0	0.0	0	0	0
04/14/2019 10:00	0.0	0.0	0.0	0.0	0.0	0	0	0
04/14/2019 11:00	0.0	0.0	0.0	0.0	0.0	0	0	0
04/14/2019 12:00	0.0	0.0	0.0	0.0	0.0	0	0	0
04/14/2019 13:00	0.0	0.0	0.0	0.0	0.0	0	0	0
04/14/2019 14:00	0.0	0.0	0.0	0.0	0.0	0	0	0
04/14/2019 15:00	0.0	0.0	0.0	0.0	0.0	0	0	0
04/14/2019 16:00	0.0	0.0	0.0	0.0	0.0	0	0	0
04/14/2019 17:00	0.0	0.0	0.0	0.0	0.0	0	0	0
04/14/2019 18:00	0.0	0.0	0.0	0.0	0.0	0	0	0
04/14/2019 19:00	0.0	0.0	0.0	0.0	0.0	0	0	0
04/14/2019 20:00	0.0	0.0	0.0	0.0	0.0	0	0	0
04/14/2019 21:00	0.0	0.0	0.0	0.0	0.0	0	0	0
04/14/2019 22:00	0.0	0.0	0.0	0.0	0.0	0	0	0
04/14/2019 23:00	0.0	0.0	0.0	0.0	0.0	0	0	0
Average/Sum#:	0.0	0.0	0.0	0.0	0.0	0 #	0 #	0 #
Minimum:	0.0	0.0	0.0	0.0	0.0	0	0	0
Maximum:	0.0	0.0	0.0	0.0	0.0	0	0	0
%SI	100.00	100.00	100.00	100.00	100.00	0.00	0.00	0.00

# Daily Summary Report

## CT2 - VOC



From: 04/01/2019 00:00 To: 06/30/2019 23:59 Facility Name: COLUSA GENERATING STATION  
 Generated: 07/03/2019 08:20 Location: Maxwell, CA

Red = Invalid or Excluded Data | Green = Edited Status | Blue = Edited Value | \* = Excess Emission

Const. Value/Limit Tag:

	Unit CT2 VOC, Ppm 1 Hour(s)	Unit CT2 O2, Dry, Pct 1 Hour(s)	Unit CT2 HI, MBtuPerHr 1 Hour(s)	> Limit Unit CT2 VOC, Ppmvdc 1 Hour(s)	> Limit Unit CT2 VOC, LbPerHr 1 Hour(s)	Unit CT2 UnitOn, TF 1 Hour(s)	Unit CT2 NormalOp, TF 1 Hour(s)	Unit CT2 DBOn, TF 1 Hour(s)
04/15/2019 00:00	0.0	0.0	0.0	0.0	0.0	0	0	0
04/15/2019 01:00	0.0	0.0	0.0	0.0	0.0	0	0	0
04/15/2019 02:00	0.0	0.0	0.0	0.0	0.0	0	0	0
04/15/2019 03:00	0.0	0.0	0.0	0.0	0.0	0	0	0
04/15/2019 04:00	0.0	0.0	0.0	0.0	0.0	0	0	0
04/15/2019 05:00	0.0	0.0	0.0	0.0	0.0	0	0	0
04/15/2019 06:00	0.0	0.0	0.0	0.0	0.0	0	0	0
04/15/2019 07:00	0.0	0.0	0.0	0.0	0.0	0	0	0
04/15/2019 08:00	0.0	0.0	0.0	0.0	0.0	0	0	0
04/15/2019 09:00	0.0	0.0	0.0	0.0	0.0	0	0	0
04/15/2019 10:00	0.0	0.0	0.0	0.0	0.0	0	0	0
04/15/2019 11:00	0.0	0.0	0.0	0.0	0.0	0	0	0
04/15/2019 12:00	0.0	0.0	0.0	0.0	0.0	0	0	0
04/15/2019 13:00	0.0	17.5	487.0	0.0	0.1	1	0	0
04/15/2019 14:00	0.0	15.5	719.0	0.0	0.2	1	0	0
04/15/2019 15:00	0.0	15.0	921.6	0.0	0.3	1	0	0
04/15/2019 16:00	0.4	13.9	1,382.9	0.4	0.4	1	1	0
04/15/2019 17:00	0.4	13.9	1,385.3	0.4	0.4	1	1	0
04/15/2019 18:00	-0.1	12.4	2,085.9	0.2	0.6	1	1	1
04/15/2019 19:00	-0.1	12.2	2,116.4	0.2	0.6	1	1	1
04/15/2019 20:00	-0.2	12.7	1,993.6	0.1	0.6	1	1	1
04/15/2019 21:00	0.4	13.9	1,368.1	0.4	0.4	1	1	0
04/15/2019 22:00	0.0	14.6	1,136.9	0.0	0.3	1	0	0
04/15/2019 23:00	0.0	0.0	0.0	0.0	0.0	0	0	0
<b>Average/Sum#:</b>	0.1	14.2	1,359.7	0.2	0.4	10 #	6 #	3 #
<b>Minimum:</b>	-0.2	12.2	487.0	0.0	0.1	0	0	0
<b>Maximum:</b>	0.4	17.5	2,116.4	0.4	0.6	1	1	1
<b>%SI</b>	58.33	58.33	58.33	58.33	58.33	0.00	0.00	0.00

# Daily Summary Report

## CT2 - VOC



From: 04/01/2019 00:00 To: 06/30/2019 23:59 Facility Name: COLUSA GENERATING STATION  
 Generated: 07/03/2019 08:20 Location: Maxwell, CA

Red = Invalid or Excluded Data | Green = Edited Status | Blue = Edited Value | \* = Excess Emission

Const. Value/Limit Tag:

	Unit CT2 VOC, Ppm 1 Hour(s)	Unit CT2 O2, Dry, Pct 1 Hour(s)	Unit CT2 HI, MBtuPerHr 1 Hour(s)	> Limit Unit CT2 VOC, Ppmvdc 1 Hour(s)	> Limit Unit CT2 VOC, LbPerHr 1 Hour(s)	Unit CT2 UnitOn, TF 1 Hour(s)	Unit CT2 NormalOp, TF 1 Hour(s)	Unit CT2 DBOn, TF 1 Hour(s)
04/16/2019 00:00	0.0	0.0	0.0	0.0	0.0	0	0	0
04/16/2019 01:00	0.0	0.0	0.0	0.0	0.0	0	0	0
04/16/2019 02:00	0.0	0.0	0.0	0.0	0.0	0	0	0
04/16/2019 03:00	0.0	0.0	0.0	0.0	0.0	0	0	0
04/16/2019 04:00	0.0	0.0	0.0	0.0	0.0	0	0	0
04/16/2019 05:00	0.0	0.0	0.0	0.0	0.0	0	0	0
04/16/2019 06:00	0.0	0.0	0.0	0.0	0.0	0	0	0
04/16/2019 07:00	0.0	0.0	0.0	0.0	0.0	0	0	0
04/16/2019 08:00	0.0	0.0	0.0	0.0	0.0	0	0	0
04/16/2019 09:00	0.0	0.0	0.0	0.0	0.0	0	0	0
04/16/2019 10:00	0.0	0.0	0.0	0.0	0.0	0	0	0
04/16/2019 11:00	0.0	0.0	0.0	0.0	0.0	0	0	0
04/16/2019 12:00	0.0	0.0	0.0	0.0	0.0	0	0	0
04/16/2019 13:00	0.0	0.0	0.0	0.0	0.0	0	0	0
04/16/2019 14:00	0.0	0.0	0.0	0.0	0.0	0	0	0
04/16/2019 15:00	0.0	0.0	0.0	0.0	0.0	0	0	0
04/16/2019 16:00	0.0	0.0	0.0	0.0	0.0	0	0	0
04/16/2019 17:00	0.0	0.0	0.0	0.0	0.0	0	0	0
04/16/2019 18:00	0.0	0.0	0.0	0.0	0.0	0	0	0
04/16/2019 19:00	0.0	0.0	0.0	0.0	0.0	0	0	0
04/16/2019 20:00	0.0	0.0	0.0	0.0	0.0	0	0	0
04/16/2019 21:00	0.0	0.0	0.0	0.0	0.0	0	0	0
04/16/2019 22:00	0.0	0.0	0.0	0.0	0.0	0	0	0
04/16/2019 23:00	0.0	0.0	0.0	0.0	0.0	0	0	0
<b>Average/Sum#:</b>	0.0	0.0	0.0	0.0	0.0	0 #	0 #	0 #
<b>Minimum:</b>	0.0	0.0	0.0	0.0	0.0	0	0	0
<b>Maximum:</b>	0.0	0.0	0.0	0.0	0.0	0	0	0
<b>%SI</b>	100.00	100.00	100.00	100.00	100.00	0.00	0.00	0.00

# Daily Summary Report

## CT2 - VOC



From: 04/01/2019 00:00 To: 06/30/2019 23:59 Facility Name: COLUSA GENERATING STATION  
 Generated: 07/03/2019 08:20 Location: Maxwell, CA

Red = Invalid or Excluded Data | Green = Edited Status | Blue = Edited Value | \* = Excess Emission

Const. Value/Limit Tag:

	Unit CT2 VOC, Ppm 1 Hour(s)	Unit CT2 O2, Dry, Pct 1 Hour(s)	Unit CT2 HI, MBtuPerHr 1 Hour(s)	> Limit Unit CT2 VOC, Ppmvdc 1 Hour(s)	> Limit Unit CT2 VOC, LbPerHr 1 Hour(s)	Unit CT2 UnitOn, TF 1 Hour(s)	Unit CT2 NormalOp, TF 1 Hour(s)	Unit CT2 DBOn, TF 1 Hour(s)
04/17/2019 00:00	0.0	0.0	0.0	0.0	0.0	0	0	0
04/17/2019 01:00	0.0	0.0	0.0	0.0	0.0	0	0	0
04/17/2019 02:00	0.0	0.0	0.0	0.0	0.0	0	0	0
04/17/2019 03:00	0.0	0.0	0.0	0.0	0.0	0	0	0
04/17/2019 04:00	0.0	0.0	0.0	0.0	0.0	0	0	0
04/17/2019 05:00	0.0	0.0	0.0	0.0	0.0	0	0	0
04/17/2019 06:00	0.0	0.0	0.0	0.0	0.0	0	0	0
04/17/2019 07:00	0.0	0.0	0.0	0.0	0.0	0	0	0
04/17/2019 08:00	0.0	0.0	0.0	0.0	0.0	0	0	0
04/17/2019 09:00	0.0	0.0	0.0	0.0	0.0	0	0	0
04/17/2019 10:00	0.0	0.0	0.0	0.0	0.0	0	0	0
04/17/2019 11:00	0.0	0.0	0.0	0.0	0.0	0	0	0
04/17/2019 12:00	0.0	0.0	0.0	0.0	0.0	0	0	0
04/17/2019 13:00	0.0	0.0	0.0	0.0	0.0	0	0	0
04/17/2019 14:00	0.0	17.6	458.1	0.0	0.1	1	0	0
04/17/2019 15:00	0.0	15.9	684.1	0.0	0.2	1	0	0
04/17/2019 16:00	0.0	15.1	908.9	0.0	0.3	1	0	0
04/17/2019 17:00	0.4	13.9	1,494.1	0.4	0.4	1	1	1
04/17/2019 18:00	-0.1	12.6	2,045.3	0.1	0.6	1	1	1
04/17/2019 19:00	-0.1	12.6	2,039.9	0.1	0.6	1	1	1
04/17/2019 20:00	-0.1	13.0	1,917.9	0.1	0.6	1	1	1
04/17/2019 21:00	0.4	13.9	1,388.3	0.4	0.4	1	1	0
04/17/2019 22:00	0.4	13.9	1,377.3	0.4	0.4	1	1	0
04/17/2019 23:00	0.0	15.8	586.7	0.0	0.2	1	0	0
<b>Average/Sum#:</b>	0.1	14.4	1,290.1	0.2	0.4	10 #	6 #	4 #
<b>Minimum:</b>	-0.1	12.6	458.1	0.0	0.1	0	0	0
<b>Maximum:</b>	0.4	17.6	2,045.3	0.4	0.6	1	1	1
<b>%SI</b>	58.33	58.33	58.33	58.33	58.33	0.00	0.00	0.00

# Daily Summary Report

## CT2 - VOC



From: 04/01/2019 00:00 To: 06/30/2019 23:59 Facility Name: COLUSA GENERATING STATION  
 Generated: 07/03/2019 08:20 Location: Maxwell, CA

Red = Invalid or Excluded Data | Green = Edited Status | Blue = Edited Value | \* = Excess Emission

Const. Value/Limit Tag:

	Unit CT2 VOC, Ppm 1 Hour(s)	Unit CT2 O2, Dry, Pct 1 Hour(s)	Unit CT2 HI, MBtuPerHr 1 Hour(s)	> Limit Unit CT2 VOC, Ppmvdc 1 Hour(s)	> Limit Unit CT2 VOC, LbPerHr 1 Hour(s)	Unit CT2 UnitOn, TF 1 Hour(s)	Unit CT2 NormalOp, TF 1 Hour(s)	Unit CT2 DBOn, TF 1 Hour(s)
04/18/2019 00:00	0.0	0.0	0.0	0.0	0.0	0	0	0
04/18/2019 01:00	0.0	0.0	0.0	0.0	0.0	0	0	0
04/18/2019 02:00	0.0	0.0	0.0	0.0	0.0	0	0	0
04/18/2019 03:00	0.0	0.0	0.0	0.0	0.0	0	0	0
04/18/2019 04:00	0.0	0.0	0.0	0.0	0.0	0	0	0
04/18/2019 05:00	0.0	0.0	0.0	0.0	0.0	0	0	0
04/18/2019 06:00	0.0	0.0	0.0	0.0	0.0	0	0	0
04/18/2019 07:00	0.0	0.0	0.0	0.0	0.0	0	0	0
04/18/2019 08:00	0.0	0.0	0.0	0.0	0.0	0	0	0
04/18/2019 09:00	0.0	17.6	458.9	0.0	0.1	1	0	0
04/18/2019 10:00	0.0	15.5	724.4	0.0	0.2	1	0	0
04/18/2019 11:00	0.0	14.7	1,093.3	0.0	0.3	1	0	0
04/18/2019 12:00	0.4	13.9	1,386.6	0.4	0.4	1	1	0
04/18/2019 13:00	0.4	14.0	1,360.4	0.4	0.4	1	1	0
04/18/2019 14:00	0.6	0.0	1,479.8	0.6	0.4	1	1	0
04/18/2019 15:00	0.4	13.9	1,543.4	0.4	0.5	1	1	0
04/18/2019 16:00	0.4	14.0	1,413.0	0.4	0.4	1	1	0
04/18/2019 17:00	0.1	13.7	1,609.1	0.2	0.5	1	1	1
04/18/2019 18:00	-0.1	13.0	1,915.7	0.1	0.6	1	1	1
04/18/2019 19:00	0.1	12.3	2,042.5	0.2	0.6	1	1	1
04/18/2019 20:00	0.2	12.1	2,099.9	0.4	0.6	1	1	1
04/18/2019 21:00	0.0	13.3	1,531.7	0.0	0.5	1	0	1
04/18/2019 22:00	0.0	0.0	0.0	0.0	0.0	0	0	0
04/18/2019 23:00	0.0	0.0	0.0	0.0	0.0	0	0	0
<b>Average/Sum#:</b>	0.2	14.0	1,435.3	0.2	0.4	13 #	9 #	5 #
<b>Minimum:</b>	-0.1	12.1	458.9	0.0	0.1	0	0	0
<b>Maximum:</b>	0.4	17.6	2,099.9	0.4	0.6	1	1	1
<b>%SI</b>	50.00	50.00	45.83	50.00	45.83	0.00	0.00	0.00

# Daily Summary Report

## CT2 - VOC



From: 04/01/2019 00:00 To: 06/30/2019 23:59 Facility Name: COLUSA GENERATING STATION  
 Generated: 07/03/2019 08:20 Location: Maxwell, CA

Red = Invalid or Excluded Data | Green = Edited Status | Blue = Edited Value | \* = Excess Emission

Const. Value/Limit Tag:

	Unit CT2 VOC, Ppm 1 Hour(s)	Unit CT2 O2, Dry, Pct 1 Hour(s)	Unit CT2 HI, MBtuPerHr 1 Hour(s)	> Limit Unit CT2 VOC, Ppmvdc 1 Hour(s)	> Limit Unit CT2 VOC, LbPerHr 1 Hour(s)	Unit CT2 UnitOn, TF 1 Hour(s)	Unit CT2 NormalOp, TF 1 Hour(s)	Unit CT2 DBOn, TF 1 Hour(s)
04/19/2019 00:00	0.0	0.0	0.0	0.0	0.0	0	0	0
04/19/2019 01:00	0.0	0.0	0.0	0.0	0.0	0	0	0
04/19/2019 02:00	0.0	0.0	0.0	0.0	0.0	0	0	0
04/19/2019 03:00	0.0	0.0	0.0	0.0	0.0	0	0	0
04/19/2019 04:00	0.0	0.0	0.0	0.0	0.0	0	0	0
04/19/2019 05:00	0.0	0.0	0.0	0.0	0.0	0	0	0
04/19/2019 06:00	0.0	0.0	0.0	0.0	0.0	0	0	0
04/19/2019 07:00	0.0	0.0	0.0	0.0	0.0	0	0	0
04/19/2019 08:00	0.0	0.0	0.0	0.0	0.0	0	0	0
04/19/2019 09:00	0.0	0.0	0.0	0.0	0.0	0	0	0
04/19/2019 10:00	0.0	0.0	0.0	0.0	0.0	0	0	0
04/19/2019 11:00	0.0	0.0	0.0	0.0	0.0	0	0	0
04/19/2019 12:00	0.0	0.0	0.0	0.0	0.0	0	0	0
04/19/2019 13:00	0.0	17.5	469.3	0.0	0.1	1	0	0
04/19/2019 14:00	0.0	15.4	717.4	0.0	0.2	1	0	0
04/19/2019 15:00	0.0	14.6	1,114.6	0.0	0.3	1	0	0
04/19/2019 16:00	0.4	13.9	1,383.1	0.4	0.4	1	1	0
04/19/2019 17:00	-0.1	12.6	1,949.6	0.1	0.6	1	1	1
04/19/2019 18:00	-0.1	12.2	2,035.0	0.2	0.6	1	1	1
04/19/2019 19:00	-0.2	12.7	1,956.6	0.1	0.6	1	1	1
04/19/2019 20:00	-0.2	12.8	1,912.8	0.1	0.6	1	1	1
04/19/2019 21:00	0.4	13.9	1,341.9	0.4	0.4	1	1	0
04/19/2019 22:00	0.0	16.2	445.8	0.0	0.1	1	0	0
04/19/2019 23:00	0.0	0.0	0.0	0.0	0.0	0	0	0
<b>Average/Sum#:</b>	0.0	14.2	1,332.6	0.1	0.4	10 #	6 #	4 #
<b>Minimum:</b>	-0.2	12.2	445.8	0.0	0.1	0	0	0
<b>Maximum:</b>	0.4	17.5	2,035.0	0.4	0.6	1	1	1
<b>%SI</b>	58.33	58.33	58.33	58.33	58.33	0.00	0.00	0.00



# Daily Summary Report

## CT2 - VOC



From: 04/01/2019 00:00 To: 06/30/2019 23:59 Facility Name: COLUSA GENERATING STATION  
 Generated: 07/03/2019 08:20 Location: Maxwell, CA

Red = Invalid or Excluded Data | Green = Edited Status | Blue = Edited Value | \* = Excess Emission

Const. Value/Limit Tag:

	Unit CT2 VOC, Ppm 1 Hour(s)	Unit CT2 O2, Dry, Pct 1 Hour(s)	Unit CT2 HI, MBtuPerHr 1 Hour(s)	> Limit Unit CT2 VOC, Ppmvdc 1 Hour(s)	> Limit Unit CT2 VOC, LbPerHr 1 Hour(s)	Unit CT2 UnitOn, TF 1 Hour(s)	Unit CT2 NormalOp, TF 1 Hour(s)	Unit CT2 DBOn, TF 1 Hour(s)
04/20/2019 00:00	0.0	0.0	0.0	0.0	0.0	0	0	0
04/20/2019 01:00	0.0	0.0	0.0	0.0	0.0	0	0	0
04/20/2019 02:00	0.0	0.0	0.0	0.0	0.0	0	0	0
04/20/2019 03:00	0.0	0.0	0.0	0.0	0.0	0	0	0
04/20/2019 04:00	0.0	0.0	0.0	0.0	0.0	0	0	0
04/20/2019 05:00	0.0	0.0	0.0	0.0	0.0	0	0	0
04/20/2019 06:00	0.0	0.0	0.0	0.0	0.0	0	0	0
04/20/2019 07:00	0.0	0.0	0.0	0.0	0.0	0	0	0
04/20/2019 08:00	0.0	0.0	0.0	0.0	0.0	0	0	0
04/20/2019 09:00	0.0	0.0	0.0	0.0	0.0	0	0	0
04/20/2019 10:00	0.0	0.0	0.0	0.0	0.0	0	0	0
04/20/2019 11:00	0.0	0.0	0.0	0.0	0.0	0	0	0
04/20/2019 12:00	0.0	0.0	0.0	0.0	0.0	0	0	0
04/20/2019 13:00	0.0	0.0	0.0	0.0	0.0	0	0	0
04/20/2019 14:00	0.0	0.0	0.0	0.0	0.0	0	0	0
04/20/2019 15:00	0.0	0.0	0.0	0.0	0.0	0	0	0
04/20/2019 16:00	0.0	0.0	0.0	0.0	0.0	0	0	0
04/20/2019 17:00	0.0	0.0	0.0	0.0	0.0	0	0	0
04/20/2019 18:00	0.0	0.0	0.0	0.0	0.0	0	0	0
04/20/2019 19:00	0.0	0.0	0.0	0.0	0.0	0	0	0
04/20/2019 20:00	0.0	0.0	0.0	0.0	0.0	0	0	0
04/20/2019 21:00	0.0	0.0	0.0	0.0	0.0	0	0	0
04/20/2019 22:00	0.0	0.0	0.0	0.0	0.0	0	0	0
04/20/2019 23:00	0.0	0.0	0.0	0.0	0.0	0	0	0
Average/Sum#:	0.0	0.0	0.0	0.0	0.0	0 #	0 #	0 #
Minimum:	0.0	0.0	0.0	0.0	0.0	0	0	0
Maximum:	0.0	0.0	0.0	0.0	0.0	0	0	0
%SI	100.00	100.00	100.00	100.00	100.00	0.00	0.00	0.00

# Daily Summary Report

## CT2 - VOC



From: 04/01/2019 00:00 To: 06/30/2019 23:59 Facility Name: COLUSA GENERATING STATION  
 Generated: 07/03/2019 08:20 Location: Maxwell, CA

Red = Invalid or Excluded Data | Green = Edited Status | Blue = Edited Value | \* = Excess Emission

Const. Value/Limit Tag:

	Unit CT2 VOC, Ppm 1 Hour(s)	Unit CT2 O2, Dry, Pct 1 Hour(s)	Unit CT2 HI, MBtuPerHr 1 Hour(s)	> Limit Unit CT2 VOC, Ppmvdc 1 Hour(s)	> Limit Unit CT2 VOC, LbPerHr 1 Hour(s)	Unit CT2 UnitOn, TF 1 Hour(s)	Unit CT2 NormalOp, TF 1 Hour(s)	Unit CT2 DBOn, TF 1 Hour(s)
04/21/2019 00:00	0.0	0.0	0.0	0.0	0.0	0	0	0
04/21/2019 01:00	0.0	0.0	0.0	0.0	0.0	0	0	0
04/21/2019 02:00	0.0	0.0	0.0	0.0	0.0	0	0	0
04/21/2019 03:00	0.0	0.0	0.0	0.0	0.0	0	0	0
04/21/2019 04:00	0.0	0.0	0.0	0.0	0.0	0	0	0
04/21/2019 05:00	0.0	0.0	0.0	0.0	0.0	0	0	0
04/21/2019 06:00	0.0	0.0	0.0	0.0	0.0	0	0	0
04/21/2019 07:00	0.0	0.0	0.0	0.0	0.0	0	0	0
04/21/2019 08:00	0.0	0.0	0.0	0.0	0.0	0	0	0
04/21/2019 09:00	0.0	0.0	0.0	0.0	0.0	0	0	0
04/21/2019 10:00	0.0	0.0	0.0	0.0	0.0	0	0	0
04/21/2019 11:00	0.0	0.0	0.0	0.0	0.0	0	0	0
04/21/2019 12:00	0.0	0.0	0.0	0.0	0.0	0	0	0
04/21/2019 13:00	0.0	0.0	0.0	0.0	0.0	0	0	0
04/21/2019 14:00	0.0	0.0	0.0	0.0	0.0	0	0	0
04/21/2019 15:00	0.0	0.0	0.0	0.0	0.0	0	0	0
04/21/2019 16:00	0.0	0.0	0.0	0.0	0.0	0	0	0
04/21/2019 17:00	0.0	0.0	0.0	0.0	0.0	0	0	0
04/21/2019 18:00	0.0	0.0	0.0	0.0	0.0	0	0	0
04/21/2019 19:00	0.0	0.0	0.0	0.0	0.0	0	0	0
04/21/2019 20:00	0.0	0.0	0.0	0.0	0.0	0	0	0
04/21/2019 21:00	0.0	0.0	0.0	0.0	0.0	0	0	0
04/21/2019 22:00	0.0	0.0	0.0	0.0	0.0	0	0	0
04/21/2019 23:00	0.0	0.0	0.0	0.0	0.0	0	0	0
<b>Average/Sum#:</b>	0.0	0.0	0.0	0.0	0.0	0 #	0 #	0 #
<b>Minimum:</b>	0.0	0.0	0.0	0.0	0.0	0	0	0
<b>Maximum:</b>	0.0	0.0	0.0	0.0	0.0	0	0	0
<b>%SI</b>	100.00	100.00	100.00	100.00	100.00	0.00	0.00	0.00

# Daily Summary Report

## CT2 - VOC



From: 04/01/2019 00:00 To: 06/30/2019 23:59 Facility Name: COLUSA GENERATING STATION  
 Generated: 07/03/2019 08:20 Location: Maxwell, CA

Red = Invalid or Excluded Data | Green = Edited Status | Blue = Edited Value | \* = Excess Emission

Const. Value/Limit Tag:

	Unit CT2 VOC, Ppm 1 Hour(s)	Unit CT2 O2, Dry, Pct 1 Hour(s)	Unit CT2 HI, MBtuPerHr 1 Hour(s)	> Limit Unit CT2 VOC, Ppmvdc 1 Hour(s)	> Limit Unit CT2 VOC, LbPerHr 1 Hour(s)	Unit CT2 UnitOn, TF 1 Hour(s)	Unit CT2 NormalOp, TF 1 Hour(s)	Unit CT2 DBOn, TF 1 Hour(s)
04/22/2019 00:00	0.0	0.0	0.0	0.0	0.0	0	0	0
04/22/2019 01:00	0.0	0.0	0.0	0.0	0.0	0	0	0
04/22/2019 02:00	0.0	0.0	0.0	0.0	0.0	0	0	0
04/22/2019 03:00	0.0	0.0	0.0	0.0	0.0	0	0	0
04/22/2019 04:00	0.0	0.0	0.0	0.0	0.0	0	0	0
04/22/2019 05:00	0.0	0.0	0.0	0.0	0.0	0	0	0
04/22/2019 06:00	0.0	0.0	0.0	0.0	0.0	0	0	0
04/22/2019 07:00	0.0	0.0	0.0	0.0	0.0	0	0	0
04/22/2019 08:00	0.0	0.0	0.0	0.0	0.0	0	0	0
04/22/2019 09:00	0.0	0.0	0.0	0.0	0.0	0	0	0
04/22/2019 10:00	0.0	0.0	0.0	0.0	0.0	0	0	0
04/22/2019 11:00	0.0	0.0	0.0	0.0	0.0	0	0	0
04/22/2019 12:00	0.0	0.0	0.0	0.0	0.0	0	0	0
04/22/2019 13:00	0.0	0.0	0.0	0.0	0.0	0	0	0
04/22/2019 14:00	0.0	17.6	453.4	0.0	0.1	1	0	0
04/22/2019 15:00	0.0	17.1	520.1	0.0	0.2	1	0	0
04/22/2019 16:00	0.0	15.5	897.4	0.0	0.3	1	0	0
04/22/2019 17:00	0.4	14.0	1,469.6	0.4	0.4	1	1	0
04/22/2019 18:00	-0.1	12.4	2,085.3	0.2	0.6	1	1	1
04/22/2019 19:00	0.1	12.0	2,160.0	0.2	0.6	1	1	1
04/22/2019 20:00	0.1	11.9	2,178.6	0.2	0.7	1	1	1
04/22/2019 21:00	-0.1	12.5	2,003.5	0.1	0.6	1	1	1
04/22/2019 22:00	0.5	14.0	1,370.8	0.5	0.4	1	1	0
04/22/2019 23:00	-0.1	12.8	1,984.9	0.1	0.6	1	1	1
<b>Average/Sum#:</b>	0.1	14.0	1,512.4	0.2	0.5	10 #	7 #	5 #
<b>Minimum:</b>	-0.1	11.9	453.4	0.0	0.1	0	0	0
<b>Maximum:</b>	0.5	17.6	2,178.6	0.5	0.7	1	1	1
<b>%SI</b>	58.33	58.33	58.33	58.33	58.33	0.00	0.00	0.00

# Daily Summary Report

## CT2 - VOC



From: 04/01/2019 00:00 To: 06/30/2019 23:59 Facility Name: COLUSA GENERATING STATION  
 Generated: 07/03/2019 08:20 Location: Maxwell, CA

Red = Invalid or Excluded Data | Green = Edited Status | Blue = Edited Value | \* = Excess Emission

Const. Value/Limit Tag:

	Unit CT2 VOC, Ppm 1 Hour(s)	Unit CT2 O2, Dry, Pct 1 Hour(s)	Unit CT2 HI, MBtuPerHr 1 Hour(s)	> Limit Unit CT2 VOC, Ppmvdc 1 Hour(s)	> Limit Unit CT2 VOC, LbPerHr 1 Hour(s)	Unit CT2 UnitOn, TF 1 Hour(s)	Unit CT2 NormalOp, TF 1 Hour(s)	Unit CT2 DBOn, TF 1 Hour(s)
04/23/2019 00:00	-0.1	12.4	2,054.5	0.2	0.6	1	1	1
04/23/2019 01:00	0.1	12.0	2,148.3	0.2	0.6	1	1	1
04/23/2019 02:00	-0.1	12.6	2,008.7	0.1	0.6	1	1	1
04/23/2019 03:00	-0.1	12.6	2,008.4	0.1	0.6	1	1	1
04/23/2019 04:00	0.4	13.9	1,563.2	0.4	0.5	1	1	0
04/23/2019 05:00	0.4	13.9	1,504.5	0.4	0.5	1	1	0
04/23/2019 06:00	0.4	14.0	1,353.5	0.4	0.4	1	1	0
04/23/2019 07:00	0.4	13.9	1,415.5	0.4	0.4	1	1	0
04/23/2019 08:00	0.4	13.9	1,427.1	0.4	0.4	1	1	0
04/23/2019 09:00	0.4	14.0	1,427.3	0.4	0.4	1	1	0
04/23/2019 10:00	0.4	13.9	1,448.4	0.4	0.4	1	1	0
04/23/2019 11:00	0.4	14.0	1,442.6	0.4	0.4	1	1	0
04/23/2019 12:00	0.4	13.9	1,598.3	0.4	0.5	1	1	0
04/23/2019 13:00	0.2	13.5	1,743.1	0.4	0.5	1	1	1
04/23/2019 14:00	0.1	12.5	2,018.4	0.2	0.6	1	1	1
04/23/2019 15:00	0.2	12.8	1,829.9	0.4	0.5	1	1	1
04/23/2019 16:00	0.5	13.9	1,334.4	0.5	0.4	1	1	0
04/23/2019 17:00	0.5	13.9	1,446.6	0.5	0.4	1	1	0
04/23/2019 18:00	0.2	13.5	1,738.7	0.4	0.5	1	1	1
04/23/2019 19:00	0.1	12.8	1,911.1	0.2	0.6	1	1	1
04/23/2019 20:00	0.5	13.9	1,436.0	0.5	0.4	1	1	0
04/23/2019 21:00	0.5	14.0	1,283.0	0.5	0.4	1	1	0
04/23/2019 22:00	0.4	14.0	1,340.3	0.4	0.4	1	1	0
04/23/2019 23:00	0.4	13.9	1,339.5	0.4	0.4	1	1	0
<b>Average/Sum#:</b>	0.3	13.5	1,617.6	0.4	0.5	24 #	24 #	9 #
<b>Minimum:</b>	-0.1	12.0	1,283.0	0.1	0.4	1	1	0
<b>Maximum:</b>	0.5	14.0	2,148.3	0.5	0.6	1	1	1
<b>%SI</b>	0.00	0.00	0.00	0.00	0.00	0.00	0.00	0.00

# Daily Summary Report

## CT2 - VOC



From: 04/01/2019 00:00 To: 06/30/2019 23:59 Facility Name: COLUSA GENERATING STATION  
 Generated: 07/03/2019 08:20 Location: Maxwell, CA

Red = Invalid or Excluded Data | Green = Edited Status | Blue = Edited Value | \* = Excess Emission

Const. Value/Limit Tag:

	Unit CT2 VOC, Ppm 1 Hour(s)	Unit CT2 O2, Dry, Pct 1 Hour(s)	Unit CT2 HI, MBtuPerHr 1 Hour(s)	> Limit Unit CT2 VOC, Ppmvdc 1 Hour(s)	> Limit Unit CT2 VOC, LbPerHr 1 Hour(s)	Unit CT2 UnitOn, TF 1 Hour(s)	Unit CT2 NormalOp, TF 1 Hour(s)	Unit CT2 DBOn, TF 1 Hour(s)
04/24/2019 00:00	0.0	15.0	922.3	0.0	0.3	1	0	0
04/24/2019 01:00	0.0	0.0	0.0	0.0	0.0	0	0	0
04/24/2019 02:00	0.0	0.0	0.0	0.0	0.0	0	0	0
04/24/2019 03:00	0.0	0.0	0.0	0.0	0.0	0	0	0
04/24/2019 04:00	0.0	0.0	0.0	0.0	0.0	0	0	0
04/24/2019 05:00	0.0	0.0	0.0	0.0	0.0	0	0	0
04/24/2019 06:00	0.0	0.0	0.0	0.0	0.0	0	0	0
04/24/2019 07:00	0.0	0.0	0.0	0.0	0.0	0	0	0
04/24/2019 08:00	0.0	0.0	0.0	0.0	0.0	0	0	0
04/24/2019 09:00	0.0	0.0	0.0	0.0	0.0	0	0	0
04/24/2019 10:00	0.0	18.0	384.7	0.0	0.1	1	0	0
04/24/2019 11:00	0.0	15.3	922.1	0.0	0.3	1	0	0
04/24/2019 12:00	0.5	14.0	1,388.1	0.5	0.4	1	1	0
04/24/2019 13:00	0.5	14.0	1,388.5	0.5	0.4	1	1	0
04/24/2019 14:00	0.4	13.9	1,550.5	0.4	0.5	1	1	0
04/24/2019 15:00	0.4	13.9	1,479.5	0.4	0.4	1	1	0
04/24/2019 16:00	0.4	14.0	1,339.1	0.4	0.4	1	1	0
04/24/2019 17:00	0.2	13.4	1,732.7	0.4	0.5	1	1	1
04/24/2019 18:00	0.1	12.8	1,900.5	0.2	0.6	1	1	1
04/24/2019 19:00	0.1	12.4	1,996.2	0.2	0.6	1	1	1
04/24/2019 20:00	0.2	12.1	2,075.4	0.4	0.6	1	1	1
04/24/2019 21:00	0.0	13.6	1,453.4	0.0	0.4	1	0	1
04/24/2019 22:00	0.0	0.0	0.0	0.0	0.0	0	0	0
04/24/2019 23:00	0.0	0.0	0.0	0.0	0.0	0	0	0
<b>Average/Sum#:</b>	0.2	14.0	1,425.6	0.3	0.4	13 #	9 #	5 #
<b>Minimum:</b>	0.0	12.1	384.7	0.0	0.1	0	0	0
<b>Maximum:</b>	0.5	18.0	2,075.4	0.5	0.6	1	1	1
<b>%SI</b>	45.83	45.83	45.83	45.83	45.83	0.00	0.00	0.00

# Daily Summary Report

## CT2 - VOC



From: 04/01/2019 00:00 To: 06/30/2019 23:59 Facility Name: COLUSA GENERATING STATION  
 Generated: 07/03/2019 08:20 Location: Maxwell, CA

Red = Invalid or Excluded Data | Green = Edited Status | Blue = Edited Value | \* = Excess Emission

Const. Value/Limit Tag:

	Unit CT2 VOC, Ppm 1 Hour(s)	Unit CT2 O2, Dry, Pct 1 Hour(s)	Unit CT2 HI, MBtuPerHr 1 Hour(s)	> Limit Unit CT2 VOC, Ppmvdc 1 Hour(s)	> Limit Unit CT2 VOC, LbPerHr 1 Hour(s)	Unit CT2 UnitOn, TF 1 Hour(s)	Unit CT2 NormalOp, TF 1 Hour(s)	Unit CT2 DBOn, TF 1 Hour(s)
04/25/2019 00:00	0.0	0.0	0.0	0.0	0.0	0	0	0
04/25/2019 01:00	0.0	0.0	0.0	0.0	0.0	0	0	0
04/25/2019 02:00	0.0	0.0	0.0	0.0	0.0	0	0	0
04/25/2019 03:00	0.0	0.0	0.0	0.0	0.0	0	0	0
04/25/2019 04:00	0.0	0.0	0.0	0.0	0.0	0	0	0
04/25/2019 05:00	0.0	0.0	0.0	0.0	0.0	0	0	0
04/25/2019 06:00	0.0	0.0	0.0	0.0	0.0	0	0	0
04/25/2019 07:00	0.0	0.0	0.0	0.0	0.0	0	0	0
04/25/2019 08:00	0.0	0.0	0.0	0.0	0.0	0	0	0
04/25/2019 09:00	0.0	18.0	392.1	0.0	0.1	1	0	0
04/25/2019 10:00	0.0	15.3	929.6	0.0	0.3	1	0	0
04/25/2019 11:00	0.5	13.9	1,390.7	0.5	0.4	1	1	0
04/25/2019 12:00	0.5	13.9	1,447.0	0.5	0.4	1	1	0
04/25/2019 13:00	0.4	13.8	1,590.9	0.4	0.5	1	1	0
04/25/2019 14:00	0.4	14.0	1,481.0	0.4	0.4	1	1	0
04/25/2019 15:00	0.4	13.8	1,533.8	0.4	0.5	1	1	0
04/25/2019 16:00	0.2	13.4	1,720.7	0.4	0.5	1	1	1
04/25/2019 17:00	0.1	12.6	1,930.9	0.2	0.6	1	1	1
04/25/2019 18:00	0.2	12.0	2,068.6	0.4	0.6	1	1	1
04/25/2019 19:00	0.2	12.2	2,059.5	0.4	0.6	1	1	1
04/25/2019 20:00	0.2	12.2	2,072.5	0.4	0.6	1	1	1
04/25/2019 21:00	0.2	12.3	2,060.7	0.4	0.6	1	1	1
04/25/2019 22:00	0.0	14.1	1,238.3	0.0	0.4	1	0	1
04/25/2019 23:00	0.0	0.0	0.0	0.0	0.0	0	0	0
<b>Average/Sum#:</b>	0.2	13.7	1,565.5	0.3	0.5	14 #	11 #	7 #
<b>Minimum:</b>	0.0	12.0	392.1	0.0	0.1	0	0	0
<b>Maximum:</b>	0.5	18.0	2,072.5	0.5	0.6	1	1	1
<b>%SI</b>	41.67	41.67	41.67	41.67	41.67	0.00	0.00	0.00

# Daily Summary Report

## CT2 - VOC



From: 04/01/2019 00:00 To: 06/30/2019 23:59 Facility Name: COLUSA GENERATING STATION  
 Generated: 07/03/2019 08:20 Location: Maxwell, CA

Red = Invalid or Excluded Data | Green = Edited Status | Blue = Edited Value | \* = Excess Emission

Const. Value/Limit Tag:

	Unit CT2 VOC, Ppm 1 Hour(s)	Unit CT2 O2, Dry, Pct 1 Hour(s)	Unit CT2 HI, MBtuPerHr 1 Hour(s)	> Limit Unit CT2 VOC, Ppmvdc 1 Hour(s)	> Limit Unit CT2 VOC, LbPerHr 1 Hour(s)	Unit CT2 UnitOn, TF 1 Hour(s)	Unit CT2 NormalOp, TF 1 Hour(s)	Unit CT2 DBOn, TF 1 Hour(s)
04/26/2019 00:00	0.0	0.0	0.0	0.0	0.0	0	0	0
04/26/2019 01:00	0.0	0.0	0.0	0.0	0.0	0	0	0
04/26/2019 02:00	0.0	0.0	0.0	0.0	0.0	0	0	0
04/26/2019 03:00	0.0	0.0	0.0	0.0	0.0	0	0	0
04/26/2019 04:00	0.0	0.0	0.0	0.0	0.0	0	0	0
04/26/2019 05:00	0.0	0.0	0.0	0.0	0.0	0	0	0
04/26/2019 06:00	0.0	0.0	0.0	0.0	0.0	0	0	0
04/26/2019 07:00	0.0	0.0	0.0	0.0	0.0	0	0	0
04/26/2019 08:00	0.0	0.0	0.0	0.0	0.0	0	0	0
04/26/2019 09:00	0.0	18.3	355.3	0.0	0.1	1	0	0
04/26/2019 10:00	0.0	17.1	517.4	0.0	0.2	1	0	0
04/26/2019 11:00	0.0	15.5	890.2	0.0	0.3	1	0	0
04/26/2019 12:00	0.5	14.0	1,355.8	0.5	0.4	1	1	0
04/26/2019 13:00	0.5	14.0	1,350.3	0.5	0.4	1	1	0
04/26/2019 14:00	0.4	13.9	1,591.2	0.4	0.5	1	1	0
04/26/2019 15:00	0.5	13.9	1,471.4	0.5	0.4	1	1	0
04/26/2019 16:00	0.4	13.9	1,673.6	0.4	0.5	1	1	0
04/26/2019 17:00	0.4	13.9	1,513.4	0.4	0.5	1	1	1
04/26/2019 18:00	0.1	13.0	1,906.4	0.2	0.6	1	1	1
04/26/2019 19:00	0.1	12.4	2,059.2	0.2	0.6	1	1	1
04/26/2019 20:00	0.2	12.3	2,063.2	0.4	0.6	1	1	1
04/26/2019 21:00	0.1	12.5	2,014.4	0.2	0.6	1	1	1
04/26/2019 22:00	0.2	12.9	1,946.0	0.4	0.6	1	1	1
04/26/2019 23:00	0.2	13.0	1,922.4	0.4	0.6	1	1	1
<b>Average/Sum#:</b>	0.2	14.0	1,508.7	0.3	0.5	15 #	12 #	7 #
<b>Minimum:</b>	0.0	12.3	355.3	0.0	0.1	0	0	0
<b>Maximum:</b>	0.5	18.3	2,063.2	0.5	0.6	1	1	1
<b>%SI</b>	37.50	37.50	37.50	37.50	37.50	0.00	0.00	0.00

# Daily Summary Report

## CT2 - VOC



From: 04/01/2019 00:00 To: 06/30/2019 23:59 Facility Name: COLUSA GENERATING STATION  
 Generated: 07/03/2019 08:20 Location: Maxwell, CA

Red = Invalid or Excluded Data | Green = Edited Status | Blue = Edited Value | \* = Excess Emission

Const. Value/Limit Tag:

	Unit CT2 VOC, Ppm 1 Hour(s)	Unit CT2 O2, Dry, Pct 1 Hour(s)	Unit CT2 HI, MBtuPerHr 1 Hour(s)	> Limit Unit CT2 VOC, Ppmvdc 1 Hour(s)	> Limit Unit CT2 VOC, LbPerHr 1 Hour(s)	Unit CT2 UnitOn, TF 1 Hour(s)	Unit CT2 NormalOp, TF 1 Hour(s)	Unit CT2 DBOn, TF 1 Hour(s)
04/27/2019 00:00	0.4	13.7	1,542.4	0.4	0.5	1	1	1
04/27/2019 01:00	0.5	13.9	1,440.2	0.5	0.4	1	1	0
04/27/2019 02:00	0.4	14.0	1,443.2	0.4	0.4	1	1	0
04/27/2019 03:00	0.4	14.0	1,445.8	0.4	0.4	1	1	0
04/27/2019 04:00	0.4	13.9	1,590.2	0.4	0.5	1	1	0
04/27/2019 05:00	0.5	14.0	1,272.5	0.5	0.4	1	1	0
04/27/2019 06:00	0.0	0.0	383.0	0.0	0.1	1	0	0
04/27/2019 07:00	0.0	0.0	0.0	0.0	0.0	0	0	0
04/27/2019 08:00	0.0	0.0	0.0	0.0	0.0	0	0	0
04/27/2019 09:00	0.0	0.0	0.0	0.0	0.0	0	0	0
04/27/2019 10:00	0.0	0.0	0.0	0.0	0.0	0	0	0
04/27/2019 11:00	0.0	0.0	0.0	0.0	0.0	0	0	0
04/27/2019 12:00	0.0	0.0	0.0	0.0	0.0	0	0	0
04/27/2019 13:00	0.0	0.0	0.0	0.0	0.0	0	0	0
04/27/2019 14:00	0.0	17.6	433.0	0.0	0.1	1	0	0
04/27/2019 15:00	0.0	15.5	906.8	0.0	0.3	1	0	0
04/27/2019 16:00	0.5	14.0	1,359.5	0.5	0.4	1	1	0
04/27/2019 17:00	0.4	14.0	1,361.7	0.4	0.4	1	1	0
04/27/2019 18:00	-0.1	13.0	1,877.2	0.1	0.6	1	1	1
04/27/2019 19:00	-0.1	12.7	1,946.7	0.1	0.6	1	1	1
04/27/2019 20:00	-0.1	12.8	1,910.7	0.1	0.6	1	1	1
04/27/2019 21:00	0.4	13.9	1,345.8	0.4	0.4	1	1	0
04/27/2019 22:00	0.0	16.1	464.4	0.0	0.1	1	0	0
04/27/2019 23:00	0.0	0.0	0.0	0.0	0.0	0	0	0
<b>Average/Sum#:</b>	0.2	14.2	1,295.2	0.3	0.4	16 #	12 #	4 #
<b>Minimum:</b>	-0.1	12.7	383.0	0.0	0.1	0	0	0
<b>Maximum:</b>	0.5	17.6	1,946.7	0.5	0.6	1	1	1
<b>%SI</b>	37.50	37.50	33.33	37.50	33.33	0.00	0.00	0.00



# Daily Summary Report

## CT2 - VOC



From: 04/01/2019 00:00 To: 06/30/2019 23:59 Facility Name: COLUSA GENERATING STATION  
 Generated: 07/03/2019 08:20 Location: Maxwell, CA

Red = Invalid or Excluded Data | Green = Edited Status | Blue = Edited Value | \* = Excess Emission

Const. Value/Limit Tag:

	Unit CT2 VOC, Ppm 1 Hour(s)	Unit CT2 O2, Dry, Pct 1 Hour(s)	Unit CT2 HI, MBtuPerHr 1 Hour(s)	> Limit Unit CT2 VOC, Ppmvdc 1 Hour(s)	> Limit Unit CT2 VOC, LbPerHr 1 Hour(s)	Unit CT2 UnitOn, TF 1 Hour(s)	Unit CT2 NormalOp, TF 1 Hour(s)	Unit CT2 DBOn, TF 1 Hour(s)
04/28/2019 00:00	0.0	0.0	0.0	0.0	0.0	0	0	0
04/28/2019 01:00	0.0	0.0	0.0	0.0	0.0	0	0	0
04/28/2019 02:00	0.0	0.0	0.0	0.0	0.0	0	0	0
04/28/2019 03:00	0.0	0.0	0.0	0.0	0.0	0	0	0
04/28/2019 04:00	0.0	0.0	0.0	0.0	0.0	0	0	0
04/28/2019 05:00	0.0	0.0	0.0	0.0	0.0	0	0	0
04/28/2019 06:00	0.0	0.0	0.0	0.0	0.0	0	0	0
04/28/2019 07:00	0.0	0.0	0.0	0.0	0.0	0	0	0
04/28/2019 08:00	0.0	0.0	0.0	0.0	0.0	0	0	0
04/28/2019 09:00	0.0	0.0	0.0	0.0	0.0	0	0	0
04/28/2019 10:00	0.0	0.0	0.0	0.0	0.0	0	0	0
04/28/2019 11:00	0.0	17.6	453.9	0.0	0.1	1	0	0
04/28/2019 12:00	0.0	17.1	513.6	0.0	0.2	1	0	0
04/28/2019 13:00	0.0	15.8	852.5	0.0	0.3	1	0	0
04/28/2019 14:00	0.5	14.0	1,357.7	0.5	0.4	1	1	0
04/28/2019 15:00	0.4	13.8	1,616.0	0.4	0.5	1	1	0
04/28/2019 16:00	0.4	13.7	1,741.4	0.4	0.5	1	1	0
04/28/2019 17:00	0.4	13.8	1,708.4	0.4	0.5	1	1	1
04/28/2019 18:00	0.1	12.5	2,012.1	0.2	0.6	1	1	1
04/28/2019 19:00	0.2	12.6	2,000.9	0.4	0.6	1	1	1
04/28/2019 20:00	0.4	13.6	1,518.2	0.4	0.5	1	1	1
04/28/2019 21:00	0.0	14.6	1,051.6	0.0	0.3	1	0	0
04/28/2019 22:00	0.0	0.0	0.0	0.0	0.0	0	0	0
04/28/2019 23:00	0.0	0.0	0.0	0.0	0.0	0	0	0
<b>Average/Sum#:</b>	0.2	14.5	1,347.8	0.2	0.4	11 #	7 #	4 #
<b>Minimum:</b>	0.0	12.5	453.9	0.0	0.1	0	0	0
<b>Maximum:</b>	0.5	17.6	2,012.1	0.5	0.6	1	1	1
<b>%SI</b>	54.17	54.17	54.17	54.17	54.17	0.00	0.00	0.00

# Daily Summary Report

## CT2 - VOC



From: 04/01/2019 00:00 To: 06/30/2019 23:59 Facility Name: COLUSA GENERATING STATION  
 Generated: 07/03/2019 08:20 Location: Maxwell, CA

Red = Invalid or Excluded Data | Green = Edited Status | Blue = Edited Value | \* = Excess Emission

Const. Value/Limit Tag:

	Unit CT2 VOC, Ppm 1 Hour(s)	Unit CT2 O2, Dry, Pct 1 Hour(s)	Unit CT2 HI, MBtuPerHr 1 Hour(s)	> Limit Unit CT2 VOC, Ppmvdc 1 Hour(s)	> Limit Unit CT2 VOC, LbPerHr 1 Hour(s)	Unit CT2 UnitOn, TF 1 Hour(s)	Unit CT2 NormalOp, TF 1 Hour(s)	Unit CT2 DBOn, TF 1 Hour(s)
04/29/2019 00:00	0.0	0.0	0.0	0.0	0.0	0	0	0
04/29/2019 01:00	0.0	0.0	0.0	0.0	0.0	0	0	0
04/29/2019 02:00	0.0	0.0	0.0	0.0	0.0	0	0	0
04/29/2019 03:00	0.0	0.0	0.0	0.0	0.0	0	0	0
04/29/2019 04:00	0.0	0.0	0.0	0.0	0.0	0	0	0
04/29/2019 05:00	0.0	0.0	0.0	0.0	0.0	0	0	0
04/29/2019 06:00	0.0	0.0	0.0	0.0	0.0	0	0	0
04/29/2019 07:00	0.0	0.0	0.0	0.0	0.0	0	0	0
04/29/2019 08:00	0.0	0.0	0.0	0.0	0.0	0	0	0
04/29/2019 09:00	0.0	0.0	0.0	0.0	0.0	0	0	0
04/29/2019 10:00	0.0	0.0	0.0	0.0	0.0	0	0	0
04/29/2019 11:00	0.0	0.0	0.0	0.0	0.0	0	0	0
04/29/2019 12:00	0.0	0.0	0.0	0.0	0.0	0	0	0
04/29/2019 13:00	0.0	0.0	0.0	0.0	0.0	0	0	0
04/29/2019 14:00	0.0	0.0	0.0	0.0	0.0	0	0	0
04/29/2019 15:00	0.0	0.0	0.0	0.0	0.0	0	0	0
04/29/2019 16:00	0.0	0.0	0.0	0.0	0.0	0	0	0
04/29/2019 17:00	0.0	0.0	0.0	0.0	0.0	0	0	0
04/29/2019 18:00	0.0	0.0	0.0	0.0	0.0	0	0	0
04/29/2019 19:00	0.0	0.0	0.0	0.0	0.0	0	0	0
04/29/2019 20:00	0.0	0.0	0.0	0.0	0.0	0	0	0
04/29/2019 21:00	0.0	0.0	0.0	0.0	0.0	0	0	0
04/29/2019 22:00	0.0	0.0	0.0	0.0	0.0	0	0	0
04/29/2019 23:00	0.0	0.0	0.0	0.0	0.0	0	0	0
Average/Sum#:	0.0	0.0	0.0	0.0	0.0	0 #	0 #	0 #
Minimum:	0.0	0.0	0.0	0.0	0.0	0	0	0
Maximum:	0.0	0.0	0.0	0.0	0.0	0	0	0
%SI	100.00	100.00	100.00	100.00	100.00	0.00	0.00	0.00

# Daily Summary Report

## CT2 - VOC



From: 04/01/2019 00:00 To: 06/30/2019 23:59 Facility Name: COLUSA GENERATING STATION  
 Generated: 07/03/2019 08:20 Location: Maxwell, CA

Red = Invalid or Excluded Data | Green = Edited Status | Blue = Edited Value | \* = Excess Emission

Const. Value/Limit Tag:

	Unit CT2 VOC, Ppm 1 Hour(s)	Unit CT2 O2, Dry, Pct 1 Hour(s)	Unit CT2 HI, MBtuPerHr 1 Hour(s)	> Limit Unit CT2 VOC, Ppmvdc 1 Hour(s)	> Limit Unit CT2 VOC, LbPerHr 1 Hour(s)	Unit CT2 UnitOn, TF 1 Hour(s)	Unit CT2 NormalOp, TF 1 Hour(s)	Unit CT2 DBOn, TF 1 Hour(s)
04/30/2019 00:00	0.0	0.0	0.0	0.0	0.0	0	0	0
04/30/2019 01:00	0.0	0.0	0.0	0.0	0.0	0	0	0
04/30/2019 02:00	0.0	0.0	0.0	0.0	0.0	0	0	0
04/30/2019 03:00	0.0	0.0	0.0	0.0	0.0	0	0	0
04/30/2019 04:00	0.0	0.0	0.0	0.0	0.0	0	0	0
04/30/2019 05:00	0.0	0.0	0.0	0.0	0.0	0	0	0
04/30/2019 06:00	0.0	0.0	0.0	0.0	0.0	0	0	0
04/30/2019 07:00	0.0	0.0	0.0	0.0	0.0	0	0	0
04/30/2019 08:00	0.0	0.0	0.0	0.0	0.0	0	0	0
04/30/2019 09:00	0.0	0.0	0.0	0.0	0.0	0	0	0
04/30/2019 10:00	0.0	0.0	0.0	0.0	0.0	0	0	0
04/30/2019 11:00	0.0	0.0	0.0	0.0	0.0	0	0	0
04/30/2019 12:00	0.0	0.0	0.0	0.0	0.0	0	0	0
04/30/2019 13:00	0.0	0.0	0.0	0.0	0.0	0	0	0
04/30/2019 14:00	0.0	0.0	0.0	0.0	0.0	0	0	0
04/30/2019 15:00	0.0	0.0	0.0	0.0	0.0	0	0	0
04/30/2019 16:00	0.0	0.0	0.0	0.0	0.0	0	0	0
04/30/2019 17:00	0.0	0.0	0.0	0.0	0.0	0	0	0
04/30/2019 18:00	0.0	0.0	0.0	0.0	0.0	0	0	0
04/30/2019 19:00	0.0	0.0	0.0	0.0	0.0	0	0	0
04/30/2019 20:00	0.0	0.0	0.0	0.0	0.0	0	0	0
04/30/2019 21:00	0.0	0.0	0.0	0.0	0.0	0	0	0
04/30/2019 22:00	0.0	0.0	0.0	0.0	0.0	0	0	0
04/30/2019 23:00	0.0	0.0	0.0	0.0	0.0	0	0	0
Average/Sum#:	0.0	0.0	0.0	0.0	0.0	0 #	0 #	0 #
Minimum:	0.0	0.0	0.0	0.0	0.0	0	0	0
Maximum:	0.0	0.0	0.0	0.0	0.0	0	0	0
%SI	100.00	100.00	100.00	100.00	100.00	0.00	0.00	0.00

# Daily Summary Report

## CT2 - VOC



From: 04/01/2019 00:00 To: 06/30/2019 23:59 Facility Name: COLUSA GENERATING STATION  
 Generated: 07/03/2019 08:20 Location: Maxwell, CA

Red = Invalid or Excluded Data | Green = Edited Status | Blue = Edited Value | \* = Excess Emission

Const. Value/Limit Tag:

	Unit CT2 VOC, Ppm 1 Hour(s)	Unit CT2 O2, Dry, Pct 1 Hour(s)	Unit CT2 HI, MBtuPerHr 1 Hour(s)	> Limit Unit CT2 VOC, Ppmvdc 1 Hour(s)	> Limit Unit CT2 VOC, LbPerHr 1 Hour(s)	Unit CT2 UnitOn, TF 1 Hour(s)	Unit CT2 NormalOp, TF 1 Hour(s)	Unit CT2 DBOn, TF 1 Hour(s)
05/01/2019 00:00	0.0	0.0	0.0	0.0	0.0	0	0	0
05/01/2019 01:00	0.0	0.0	0.0	0.0	0.0	0	0	0
05/01/2019 02:00	0.0	0.0	0.0	0.0	0.0	0	0	0
05/01/2019 03:00	0.0	0.0	0.0	0.0	0.0	0	0	0
05/01/2019 04:00	0.0	0.0	0.0	0.0	0.0	0	0	0
05/01/2019 05:00	0.0	0.0	0.0	0.0	0.0	0	0	0
05/01/2019 06:00	0.0	0.0	0.0	0.0	0.0	0	0	0
05/01/2019 07:00	0.0	0.0	0.0	0.0	0.0	0	0	0
05/01/2019 08:00	0.0	0.0	0.0	0.0	0.0	0	0	0
05/01/2019 09:00	0.0	0.0	0.0	0.0	0.0	0	0	0
05/01/2019 10:00	0.0	0.0	0.0	0.0	0.0	0	0	0
05/01/2019 11:00	0.0	0.0	0.0	0.0	0.0	0	0	0
05/01/2019 12:00	0.0	0.0	0.0	0.0	0.0	0	0	0
05/01/2019 13:00	0.0	0.0	0.0	0.0	0.0	0	0	0
05/01/2019 14:00	0.0	0.0	0.0	0.0	0.0	0	0	0
05/01/2019 15:00	0.0	0.0	0.0	0.0	0.0	0	0	0
05/01/2019 16:00	0.0	0.0	0.0	0.0	0.0	0	0	0
05/01/2019 17:00	0.0	0.0	0.0	0.0	0.0	0	0	0
05/01/2019 18:00	0.0	0.0	0.0	0.0	0.0	0	0	0
05/01/2019 19:00	0.0	0.0	0.0	0.0	0.0	0	0	0
05/01/2019 20:00	0.0	0.0	0.0	0.0	0.0	0	0	0
05/01/2019 21:00	0.0	0.0	0.0	0.0	0.0	0	0	0
05/01/2019 22:00	0.0	0.0	0.0	0.0	0.0	0	0	0
05/01/2019 23:00	0.0	0.0	0.0	0.0	0.0	0	0	0
Average/Sum#:	0.0	0.0	0.0	0.0	0.0	0 #	0 #	0 #
Minimum:	0.0	0.0	0.0	0.0	0.0	0	0	0
Maximum:	0.0	0.0	0.0	0.0	0.0	0	0	0
%SI	100.00	100.00	100.00	100.00	100.00	0.00	0.00	0.00

# Daily Summary Report

## CT2 - VOC



From: 04/01/2019 00:00 To: 06/30/2019 23:59 Facility Name: COLUSA GENERATING STATION  
 Generated: 07/03/2019 08:20 Location: Maxwell, CA

Red = Invalid or Excluded Data | Green = Edited Status | Blue = Edited Value | \* = Excess Emission

Const. Value/Limit Tag:

	Unit CT2 VOC, Ppm 1 Hour(s)	Unit CT2 O2, Dry, Pct 1 Hour(s)	Unit CT2 HI, MBtuPerHr 1 Hour(s)	> Limit Unit CT2 VOC, Ppmvdc 1 Hour(s)	> Limit Unit CT2 VOC, LbPerHr 1 Hour(s)	Unit CT2 UnitOn, TF 1 Hour(s)	Unit CT2 NormalOp, TF 1 Hour(s)	Unit CT2 DBOn, TF 1 Hour(s)
05/02/2019 00:00	0.0	0.0	0.0	0.0	0.0	0	0	0
05/02/2019 01:00	0.0	0.0	0.0	0.0	0.0	0	0	0
05/02/2019 02:00	0.0	0.0	0.0	0.0	0.0	0	0	0
05/02/2019 03:00	0.0	0.0	0.0	0.0	0.0	0	0	0
05/02/2019 04:00	0.0	0.0	0.0	0.0	0.0	0	0	0
05/02/2019 05:00	0.0	0.0	0.0	0.0	0.0	0	0	0
05/02/2019 06:00	0.0	0.0	0.0	0.0	0.0	0	0	0
05/02/2019 07:00	0.0	0.0	0.0	0.0	0.0	0	0	0
05/02/2019 08:00	0.0	0.0	0.0	0.0	0.0	0	0	0
05/02/2019 09:00	0.0	0.0	0.0	0.0	0.0	0	0	0
05/02/2019 10:00	0.0	0.0	0.0	0.0	0.0	0	0	0
05/02/2019 11:00	0.0	0.0	0.0	0.0	0.0	0	0	0
05/02/2019 12:00	0.0	0.0	0.0	0.0	0.0	0	0	0
05/02/2019 13:00	0.0	0.0	0.0	0.0	0.0	0	0	0
05/02/2019 14:00	0.0	0.0	0.0	0.0	0.0	0	0	0
05/02/2019 15:00	0.0	0.0	0.0	0.0	0.0	0	0	0
05/02/2019 16:00	0.0	0.0	0.0	0.0	0.0	0	0	0
05/02/2019 17:00	0.0	0.0	0.0	0.0	0.0	0	0	0
05/02/2019 18:00	0.0	0.0	0.0	0.0	0.0	0	0	0
05/02/2019 19:00	0.0	0.0	0.0	0.0	0.0	0	0	0
05/02/2019 20:00	0.0	0.0	0.0	0.0	0.0	0	0	0
05/02/2019 21:00	0.0	0.0	0.0	0.0	0.0	0	0	0
05/02/2019 22:00	0.0	0.0	0.0	0.0	0.0	0	0	0
05/02/2019 23:00	0.0	0.0	0.0	0.0	0.0	0	0	0
<b>Average/Sum#:</b>	0.0	0.0	0.0	0.0	0.0	0 #	0 #	0 #
<b>Minimum:</b>	0.0	0.0	0.0	0.0	0.0	0	0	0
<b>Maximum:</b>	0.0	0.0	0.0	0.0	0.0	0	0	0
<b>%SI</b>	100.00	100.00	100.00	100.00	100.00	0.00	0.00	0.00

# Daily Summary Report

## CT2 - VOC



From: 04/01/2019 00:00 To: 06/30/2019 23:59 Facility Name: COLUSA GENERATING STATION  
 Generated: 07/03/2019 08:20 Location: Maxwell, CA

Red = Invalid or Excluded Data | Green = Edited Status | Blue = Edited Value | \* = Excess Emission

Const. Value/Limit Tag:

	Unit CT2 VOC, Ppm 1 Hour(s)	Unit CT2 O2, Dry, Pct 1 Hour(s)	Unit CT2 HI, MBtuPerHr 1 Hour(s)	> Limit Unit CT2 VOC, Ppmvdc 1 Hour(s)	> Limit Unit CT2 VOC, LbPerHr 1 Hour(s)	Unit CT2 UnitOn, TF 1 Hour(s)	Unit CT2 NormalOp, TF 1 Hour(s)	Unit CT2 DBOn, TF 1 Hour(s)
05/03/2019 00:00	0.0	0.0	0.0	0.0	0.0	0	0	0
05/03/2019 01:00	0.0	0.0	0.0	0.0	0.0	0	0	0
05/03/2019 02:00	0.0	0.0	0.0	0.0	0.0	0	0	0
05/03/2019 03:00	0.0	0.0	0.0	0.0	0.0	0	0	0
05/03/2019 04:00	0.0	0.0	0.0	0.0	0.0	0	0	0
05/03/2019 05:00	0.0	0.0	0.0	0.0	0.0	0	0	0
05/03/2019 06:00	0.0	0.0	0.0	0.0	0.0	0	0	0
05/03/2019 07:00	0.0	0.0	0.0	0.0	0.0	0	0	0
05/03/2019 08:00	0.0	0.0	0.0	0.0	0.0	0	0	0
05/03/2019 09:00	0.0	0.0	0.0	0.0	0.0	0	0	0
05/03/2019 10:00	0.0	0.0	0.0	0.0	0.0	0	0	0
05/03/2019 11:00	0.0	0.0	0.0	0.0	0.0	0	0	0
05/03/2019 12:00	0.0	0.0	0.0	0.0	0.0	0	0	0
05/03/2019 13:00	0.0	0.0	0.0	0.0	0.0	0	0	0
05/03/2019 14:00	0.0	0.0	0.0	0.0	0.0	0	0	0
05/03/2019 15:00	0.0	0.0	0.0	0.0	0.0	0	0	0
05/03/2019 16:00	0.0	0.0	0.0	0.0	0.0	0	0	0
05/03/2019 17:00	0.0	0.0	0.0	0.0	0.0	0	0	0
05/03/2019 18:00	0.0	0.0	0.0	0.0	0.0	0	0	0
05/03/2019 19:00	0.0	0.0	0.0	0.0	0.0	0	0	0
05/03/2019 20:00	0.0	0.0	0.0	0.0	0.0	0	0	0
05/03/2019 21:00	0.0	0.0	0.0	0.0	0.0	0	0	0
05/03/2019 22:00	0.0	0.0	0.0	0.0	0.0	0	0	0
05/03/2019 23:00	0.0	0.0	0.0	0.0	0.0	0	0	0
Average/Sum#:	0.0	0.0	0.0	0.0	0.0	0 #	0 #	0 #
Minimum:	0.0	0.0	0.0	0.0	0.0	0	0	0
Maximum:	0.0	0.0	0.0	0.0	0.0	0	0	0
%SI	100.00	100.00	100.00	100.00	100.00	0.00	0.00	0.00

# Daily Summary Report

## CT2 - VOC



From: 04/01/2019 00:00 To: 06/30/2019 23:59 Facility Name: COLUSA GENERATING STATION  
 Generated: 07/03/2019 08:20 Location: Maxwell, CA

Red = Invalid or Excluded Data | Green = Edited Status | Blue = Edited Value | \* = Excess Emission

Const. Value/Limit Tag:

	Unit CT2 VOC, Ppm 1 Hour(s)	Unit CT2 O2, Dry, Pct 1 Hour(s)	Unit CT2 HI, MBtuPerHr 1 Hour(s)	> Limit Unit CT2 VOC, Ppmvdc 1 Hour(s)	> Limit Unit CT2 VOC, LbPerHr 1 Hour(s)	Unit CT2 UnitOn, TF 1 Hour(s)	Unit CT2 NormalOp, TF 1 Hour(s)	Unit CT2 DBOn, TF 1 Hour(s)
05/04/2019 00:00	0.0	0.0	0.0	0.0	0.0	0	0	0
05/04/2019 01:00	0.0	0.0	0.0	0.0	0.0	0	0	0
05/04/2019 02:00	0.0	0.0	0.0	0.0	0.0	0	0	0
05/04/2019 03:00	0.0	0.0	0.0	0.0	0.0	0	0	0
05/04/2019 04:00	0.0	0.0	0.0	0.0	0.0	0	0	0
05/04/2019 05:00	0.0	0.0	0.0	0.0	0.0	0	0	0
05/04/2019 06:00	0.0	0.0	0.0	0.0	0.0	0	0	0
05/04/2019 07:00	0.0	0.0	0.0	0.0	0.0	0	0	0
05/04/2019 08:00	0.0	0.0	0.0	0.0	0.0	0	0	0
05/04/2019 09:00	0.0	0.0	0.0	0.0	0.0	0	0	0
05/04/2019 10:00	0.0	0.0	0.0	0.0	0.0	0	0	0
05/04/2019 11:00	0.0	0.0	0.0	0.0	0.0	0	0	0
05/04/2019 12:00	0.0	0.0	0.0	0.0	0.0	0	0	0
05/04/2019 13:00	0.0	0.0	0.0	0.0	0.0	0	0	0
05/04/2019 14:00	0.0	0.0	0.0	0.0	0.0	0	0	0
05/04/2019 15:00	0.0	0.0	0.0	0.0	0.0	0	0	0
05/04/2019 16:00	0.0	0.0	0.0	0.0	0.0	0	0	0
05/04/2019 17:00	0.0	0.0	0.0	0.0	0.0	0	0	0
05/04/2019 18:00	0.0	0.0	0.0	0.0	0.0	0	0	0
05/04/2019 19:00	0.0	0.0	0.0	0.0	0.0	0	0	0
05/04/2019 20:00	0.0	0.0	0.0	0.0	0.0	0	0	0
05/04/2019 21:00	0.0	0.0	0.0	0.0	0.0	0	0	0
05/04/2019 22:00	0.0	0.0	0.0	0.0	0.0	0	0	0
05/04/2019 23:00	0.0	0.0	0.0	0.0	0.0	0	0	0
Average/Sum#:	0.0	0.0	0.0	0.0	0.0	0 #	0 #	0 #
Minimum:	0.0	0.0	0.0	0.0	0.0	0	0	0
Maximum:	0.0	0.0	0.0	0.0	0.0	0	0	0
%SI	100.00	100.00	100.00	100.00	100.00	0.00	0.00	0.00

# Daily Summary Report

## CT2 - VOC



From: 04/01/2019 00:00 To: 06/30/2019 23:59 Facility Name: COLUSA GENERATING STATION  
 Generated: 07/03/2019 08:20 Location: Maxwell, CA

Red = Invalid or Excluded Data | Green = Edited Status | Blue = Edited Value | \* = Excess Emission

Const. Value/Limit Tag:

	Unit CT2 VOC, Ppm 1 Hour(s)	Unit CT2 O2, Dry, Pct 1 Hour(s)	Unit CT2 HI, MBtuPerHr 1 Hour(s)	> Limit Unit CT2 VOC, Ppmvdc 1 Hour(s)	> Limit Unit CT2 VOC, LbPerHr 1 Hour(s)	Unit CT2 UnitOn, TF 1 Hour(s)	Unit CT2 NormalOp, TF 1 Hour(s)	Unit CT2 DBOn, TF 1 Hour(s)
05/05/2019 00:00	0.0	0.0	0.0	0.0	0.0	0	0	0
05/05/2019 01:00	0.0	0.0	0.0	0.0	0.0	0	0	0
05/05/2019 02:00	0.0	0.0	0.0	0.0	0.0	0	0	0
05/05/2019 03:00	0.0	0.0	0.0	0.0	0.0	0	0	0
05/05/2019 04:00	0.0	0.0	0.0	0.0	0.0	0	0	0
05/05/2019 05:00	0.0	0.0	0.0	0.0	0.0	0	0	0
05/05/2019 06:00	0.0	0.0	0.0	0.0	0.0	0	0	0
05/05/2019 07:00	0.0	0.0	0.0	0.0	0.0	0	0	0
05/05/2019 08:00	0.0	0.0	0.0	0.0	0.0	0	0	0
05/05/2019 09:00	0.0	0.0	0.0	0.0	0.0	0	0	0
05/05/2019 10:00	0.0	0.0	0.0	0.0	0.0	0	0	0
05/05/2019 11:00	0.0	0.0	0.0	0.0	0.0	0	0	0
05/05/2019 12:00	0.0	0.0	0.0	0.0	0.0	0	0	0
05/05/2019 13:00	0.0	0.0	0.0	0.0	0.0	0	0	0
05/05/2019 14:00	0.0	0.0	0.0	0.0	0.0	0	0	0
05/05/2019 15:00	0.0	0.0	0.0	0.0	0.0	0	0	0
05/05/2019 16:00	0.0	0.0	0.0	0.0	0.0	0	0	0
05/05/2019 17:00	0.0	0.0	0.0	0.0	0.0	0	0	0
05/05/2019 18:00	0.0	0.0	0.0	0.0	0.0	0	0	0
05/05/2019 19:00	0.0	0.0	0.0	0.0	0.0	0	0	0
05/05/2019 20:00	0.0	0.0	0.0	0.0	0.0	0	0	0
05/05/2019 21:00	0.0	0.0	0.0	0.0	0.0	0	0	0
05/05/2019 22:00	0.0	0.0	0.0	0.0	0.0	0	0	0
05/05/2019 23:00	0.0	0.0	0.0	0.0	0.0	0	0	0
Average/Sum#:	0.0	0.0	0.0	0.0	0.0	0 #	0 #	0 #
Minimum:	0.0	0.0	0.0	0.0	0.0	0	0	0
Maximum:	0.0	0.0	0.0	0.0	0.0	0	0	0
%SI	100.00	100.00	100.00	100.00	100.00	0.00	0.00	0.00



# Daily Summary Report

## CT2 - VOC



From: 04/01/2019 00:00 To: 06/30/2019 23:59 Facility Name: COLUSA GENERATING STATION  
 Generated: 07/03/2019 08:20 Location: Maxwell, CA

Red = Invalid or Excluded Data | Green = Edited Status | Blue = Edited Value | \* = Excess Emission

Const. Value/Limit Tag:

	Unit CT2 VOC, Ppm 1 Hour(s)	Unit CT2 O2, Dry, Pct 1 Hour(s)	Unit CT2 HI, MBtuPerHr 1 Hour(s)	> Limit Unit CT2 VOC, Ppmvdc 1 Hour(s)	> Limit Unit CT2 VOC, LbPerHr 1 Hour(s)	Unit CT2 UnitOn, TF 1 Hour(s)	Unit CT2 NormalOp, TF 1 Hour(s)	Unit CT2 DBOn, TF 1 Hour(s)
05/06/2019 00:00	0.0	0.0	0.0	0.0	0.0	0	0	0
05/06/2019 01:00	0.0	0.0	0.0	0.0	0.0	0	0	0
05/06/2019 02:00	0.0	0.0	0.0	0.0	0.0	0	0	0
05/06/2019 03:00	0.0	0.0	0.0	0.0	0.0	0	0	0
05/06/2019 04:00	0.0	0.0	0.0	0.0	0.0	0	0	0
05/06/2019 05:00	0.0	0.0	0.0	0.0	0.0	0	0	0
05/06/2019 06:00	0.0	0.0	0.0	0.0	0.0	0	0	0
05/06/2019 07:00	0.0	0.0	0.0	0.0	0.0	0	0	0
05/06/2019 08:00	0.0	0.0	0.0	0.0	0.0	0	0	0
05/06/2019 09:00	0.0	0.0	0.0	0.0	0.0	0	0	0
05/06/2019 10:00	0.0	0.0	0.0	0.0	0.0	0	0	0
05/06/2019 11:00	0.0	0.0	0.0	0.0	0.0	0	0	0
05/06/2019 12:00	0.0	0.0	0.0	0.0	0.0	0	0	0
05/06/2019 13:00	0.0	0.0	0.0	0.0	0.0	0	0	0
05/06/2019 14:00	0.0	0.0	0.0	0.0	0.0	0	0	0
05/06/2019 15:00	0.0	0.0	0.0	0.0	0.0	0	0	0
05/06/2019 16:00	0.0	0.0	0.0	0.0	0.0	0	0	0
05/06/2019 17:00	0.0	0.0	0.0	0.0	0.0	0	0	0
05/06/2019 18:00	0.0	0.0	0.0	0.0	0.0	0	0	0
05/06/2019 19:00	0.0	0.0	0.0	0.0	0.0	0	0	0
05/06/2019 20:00	0.0	0.0	0.0	0.0	0.0	0	0	0
05/06/2019 21:00	0.0	0.0	0.0	0.0	0.0	0	0	0
05/06/2019 22:00	0.0	0.0	0.0	0.0	0.0	0	0	0
05/06/2019 23:00	0.0	0.0	0.0	0.0	0.0	0	0	0
Average/Sum#:	0.0	0.0	0.0	0.0	0.0	0 #	0 #	0 #
Minimum:	0.0	0.0	0.0	0.0	0.0	0	0	0
Maximum:	0.0	0.0	0.0	0.0	0.0	0	0	0
%SI	100.00	100.00	100.00	100.00	100.00	0.00	0.00	0.00

# Daily Summary Report

## CT2 - VOC



From: 04/01/2019 00:00 To: 06/30/2019 23:59 Facility Name: COLUSA GENERATING STATION  
 Generated: 07/03/2019 08:20 Location: Maxwell, CA

Red = Invalid or Excluded Data | Green = Edited Status | Blue = Edited Value | \* = Excess Emission

Const. Value/Limit Tag:

	Unit CT2 VOC, Ppm 1 Hour(s)	Unit CT2 O2, Dry, Pct 1 Hour(s)	Unit CT2 HI, MBtuPerHr 1 Hour(s)	> Limit Unit CT2 VOC, Ppmvdc 1 Hour(s)	> Limit Unit CT2 VOC, LbPerHr 1 Hour(s)	Unit CT2 UnitOn, TF 1 Hour(s)	Unit CT2 NormalOp, TF 1 Hour(s)	Unit CT2 DBOn, TF 1 Hour(s)
05/07/2019 00:00	0.0	0.0	0.0	0.0	0.0	0	0	0
05/07/2019 01:00	0.0	0.0	0.0	0.0	0.0	0	0	0
05/07/2019 02:00	0.0	0.0	0.0	0.0	0.0	0	0	0
05/07/2019 03:00	0.0	0.0	0.0	0.0	0.0	0	0	0
05/07/2019 04:00	0.0	0.0	0.0	0.0	0.0	0	0	0
05/07/2019 05:00	0.0	0.0	0.0	0.0	0.0	0	0	0
05/07/2019 06:00	0.0	0.0	0.0	0.0	0.0	0	0	0
05/07/2019 07:00	0.0	0.0	0.0	0.0	0.0	0	0	0
05/07/2019 08:00	0.0	0.0	0.0	0.0	0.0	0	0	0
05/07/2019 09:00	0.0	0.0	0.0	0.0	0.0	0	0	0
05/07/2019 10:00	0.0	0.0	0.0	0.0	0.0	0	0	0
05/07/2019 11:00	0.0	0.0	0.0	0.0	0.0	0	0	0
05/07/2019 12:00	0.0	0.0	0.0	0.0	0.0	0	0	0
05/07/2019 13:00	0.0	0.0	0.0	0.0	0.0	0	0	0
05/07/2019 14:00	0.0	0.0	0.0	0.0	0.0	0	0	0
05/07/2019 15:00	0.0	0.0	0.0	0.0	0.0	0	0	0
05/07/2019 16:00	0.0	0.0	0.0	0.0	0.0	0	0	0
05/07/2019 17:00	0.0	0.0	0.0	0.0	0.0	0	0	0
05/07/2019 18:00	0.0	0.0	0.0	0.0	0.0	0	0	0
05/07/2019 19:00	0.0	0.0	0.0	0.0	0.0	0	0	0
05/07/2019 20:00	0.0	0.0	0.0	0.0	0.0	0	0	0
05/07/2019 21:00	0.0	0.0	0.0	0.0	0.0	0	0	0
05/07/2019 22:00	0.0	0.0	0.0	0.0	0.0	0	0	0
05/07/2019 23:00	0.0	0.0	0.0	0.0	0.0	0	0	0
<b>Average/Sum#:</b>	0.0	0.0	0.0	0.0	0.0	0 #	0 #	0 #
<b>Minimum:</b>	0.0	0.0	0.0	0.0	0.0	0	0	0
<b>Maximum:</b>	0.0	0.0	0.0	0.0	0.0	0	0	0
<b>%SI</b>	100.00	100.00	100.00	100.00	100.00	0.00	0.00	0.00

# Daily Summary Report

## CT2 - VOC



From: 04/01/2019 00:00 To: 06/30/2019 23:59 Facility Name: COLUSA GENERATING STATION  
 Generated: 07/03/2019 08:20 Location: Maxwell, CA

Red = Invalid or Excluded Data | Green = Edited Status | Blue = Edited Value | \* = Excess Emission

Const. Value/Limit Tag:

	Unit CT2 VOC, Ppm 1 Hour(s)	Unit CT2 O2, Dry, Pct 1 Hour(s)	Unit CT2 HI, MBtuPerHr 1 Hour(s)	> Limit Unit CT2 VOC, Ppmvdc 1 Hour(s)	> Limit Unit CT2 VOC, LbPerHr 1 Hour(s)	Unit CT2 UnitOn, TF 1 Hour(s)	Unit CT2 NormalOp, TF 1 Hour(s)	Unit CT2 DBOn, TF 1 Hour(s)
05/08/2019 00:00	0.0	0.0	0.0	0.0	0.0	0	0	0
05/08/2019 01:00	0.0	0.0	0.0	0.0	0.0	0	0	0
05/08/2019 02:00	0.0	0.0	0.0	0.0	0.0	0	0	0
05/08/2019 03:00	0.0	0.0	0.0	0.0	0.0	0	0	0
05/08/2019 04:00	0.0	0.0	0.0	0.0	0.0	0	0	0
05/08/2019 05:00	0.0	0.0	0.0	0.0	0.0	0	0	0
05/08/2019 06:00	0.0	0.0	0.0	0.0	0.0	0	0	0
05/08/2019 07:00	0.0	0.0	0.0	0.0	0.0	0	0	0
05/08/2019 08:00	0.0	0.0	0.0	0.0	0.0	0	0	0
05/08/2019 09:00	0.0	0.0	0.0	0.0	0.0	0	0	0
05/08/2019 10:00	0.0	0.0	0.0	0.0	0.0	0	0	0
05/08/2019 11:00	0.0	0.0	0.0	0.0	0.0	0	0	0
05/08/2019 12:00	0.0	0.0	0.0	0.0	0.0	0	0	0
05/08/2019 13:00	0.0	0.0	0.0	0.0	0.0	0	0	0
05/08/2019 14:00	0.0	0.0	0.0	0.0	0.0	0	0	0
05/08/2019 15:00	0.0	0.0	0.0	0.0	0.0	0	0	0
05/08/2019 16:00	0.0	0.0	0.0	0.0	0.0	0	0	0
05/08/2019 17:00	0.0	0.0	0.0	0.0	0.0	0	0	0
05/08/2019 18:00	0.0	0.0	0.0	0.0	0.0	0	0	0
05/08/2019 19:00	0.0	0.0	0.0	0.0	0.0	0	0	0
05/08/2019 20:00	0.0	0.0	0.0	0.0	0.0	0	0	0
05/08/2019 21:00	0.0	0.0	0.0	0.0	0.0	0	0	0
05/08/2019 22:00	0.0	0.0	0.0	0.0	0.0	0	0	0
05/08/2019 23:00	0.0	0.0	0.0	0.0	0.0	0	0	0
Average/Sum#:	0.0	0.0	0.0	0.0	0.0	0 #	0 #	0 #
Minimum:	0.0	0.0	0.0	0.0	0.0	0	0	0
Maximum:	0.0	0.0	0.0	0.0	0.0	0	0	0
%SI	100.00	100.00	100.00	100.00	100.00	0.00	0.00	0.00

# Daily Summary Report

## CT2 - VOC



From: 04/01/2019 00:00 To: 06/30/2019 23:59 Facility Name: COLUSA GENERATING STATION  
 Generated: 07/03/2019 08:20 Location: Maxwell, CA

Red = Invalid or Excluded Data | Green = Edited Status | Blue = Edited Value | \* = Excess Emission

Const. Value/Limit Tag:

	Unit CT2 VOC, Ppm 1 Hour(s)	Unit CT2 O2, Dry, Pct 1 Hour(s)	Unit CT2 HI, MBtuPerHr 1 Hour(s)	> Limit Unit CT2 VOC, Ppmvdc 1 Hour(s)	> Limit Unit CT2 VOC, LbPerHr 1 Hour(s)	Unit CT2 UnitOn, TF 1 Hour(s)	Unit CT2 NormalOp, TF 1 Hour(s)	Unit CT2 DBOn, TF 1 Hour(s)
05/09/2019 00:00	0.0	0.0	0.0	0.0	0.0	0	0	0
05/09/2019 01:00	0.0	0.0	0.0	0.0	0.0	0	0	0
05/09/2019 02:00	0.0	0.0	0.0	0.0	0.0	0	0	0
05/09/2019 03:00	0.0	0.0	0.0	0.0	0.0	0	0	0
05/09/2019 04:00	0.0	0.0	0.0	0.0	0.0	0	0	0
05/09/2019 05:00	0.0	0.0	0.0	0.0	0.0	0	0	0
05/09/2019 06:00	0.0	0.0	0.0	0.0	0.0	0	0	0
05/09/2019 07:00	0.0	0.0	0.0	0.0	0.0	0	0	0
05/09/2019 08:00	0.0	0.0	0.0	0.0	0.0	0	0	0
05/09/2019 09:00	0.0	0.0	0.0	0.0	0.0	0	0	0
05/09/2019 10:00	0.0	0.0	0.0	0.0	0.0	0	0	0
05/09/2019 11:00	0.0	0.0	0.0	0.0	0.0	0	0	0
05/09/2019 12:00	0.0	0.0	0.0	0.0	0.0	0	0	0
05/09/2019 13:00	0.0	0.0	0.0	0.0	0.0	0	0	0
05/09/2019 14:00	0.0	0.0	0.0	0.0	0.0	0	0	0
05/09/2019 15:00	0.0	0.0	0.0	0.0	0.0	0	0	0
05/09/2019 16:00	0.0	0.0	0.0	0.0	0.0	0	0	0
05/09/2019 17:00	0.0	0.0	0.0	0.0	0.0	0	0	0
05/09/2019 18:00	0.0	0.0	0.0	0.0	0.0	0	0	0
05/09/2019 19:00	0.0	0.0	0.0	0.0	0.0	0	0	0
05/09/2019 20:00	0.0	0.0	0.0	0.0	0.0	0	0	0
05/09/2019 21:00	0.0	0.0	0.0	0.0	0.0	0	0	0
05/09/2019 22:00	0.0	0.0	0.0	0.0	0.0	0	0	0
05/09/2019 23:00	0.0	0.0	0.0	0.0	0.0	0	0	0
Average/Sum#:	0.0	0.0	0.0	0.0	0.0	0 #	0 #	0 #
Minimum:	0.0	0.0	0.0	0.0	0.0	0	0	0
Maximum:	0.0	0.0	0.0	0.0	0.0	0	0	0
%SI	100.00	100.00	100.00	100.00	100.00	0.00	0.00	0.00

# Daily Summary Report

## CT2 - VOC



From: 04/01/2019 00:00 To: 06/30/2019 23:59 Facility Name: COLUSA GENERATING STATION  
 Generated: 07/03/2019 08:20 Location: Maxwell, CA

Red = Invalid or Excluded Data | Green = Edited Status | Blue = Edited Value | \* = Excess Emission

Const. Value/Limit Tag:

	Unit CT2 VOC, Ppm 1 Hour(s)	Unit CT2 O2, Dry, Pct 1 Hour(s)	Unit CT2 HI, MBtuPerHr 1 Hour(s)	> Limit Unit CT2 VOC, Ppmvdc 1 Hour(s)	> Limit Unit CT2 VOC, LbPerHr 1 Hour(s)	Unit CT2 UnitOn, TF 1 Hour(s)	Unit CT2 NormalOp, TF 1 Hour(s)	Unit CT2 DBOn, TF 1 Hour(s)
05/10/2019 00:00	0.0	0.0	0.0	0.0	0.0	0	0	0
05/10/2019 01:00	0.0	0.0	0.0	0.0	0.0	0	0	0
05/10/2019 02:00	0.0	0.0	0.0	0.0	0.0	0	0	0
05/10/2019 03:00	0.0	0.0	0.0	0.0	0.0	0	0	0
05/10/2019 04:00	0.0	0.0	0.0	0.0	0.0	0	0	0
05/10/2019 05:00	0.0	0.0	0.0	0.0	0.0	0	0	0
05/10/2019 06:00	0.0	0.0	0.0	0.0	0.0	0	0	0
05/10/2019 07:00	0.0	0.0	0.0	0.0	0.0	0	0	0
05/10/2019 08:00	0.0	0.0	0.0	0.0	0.0	0	0	0
05/10/2019 09:00	0.0	0.0	0.0	0.0	0.0	0	0	0
05/10/2019 10:00	0.0	0.0	0.0	0.0	0.0	0	0	0
05/10/2019 11:00	0.0	0.0	0.0	0.0	0.0	0	0	0
05/10/2019 12:00	0.0	0.0	0.0	0.0	0.0	0	0	0
05/10/2019 13:00	0.0	0.0	0.0	0.0	0.0	0	0	0
05/10/2019 14:00	0.0	0.0	0.0	0.0	0.0	0	0	0
05/10/2019 15:00	0.0	0.0	0.0	0.0	0.0	0	0	0
05/10/2019 16:00	0.0	0.0	0.0	0.0	0.0	0	0	0
05/10/2019 17:00	0.0	0.0	0.0	0.0	0.0	0	0	0
05/10/2019 18:00	0.0	0.0	0.0	0.0	0.0	0	0	0
05/10/2019 19:00	0.0	0.0	0.0	0.0	0.0	0	0	0
05/10/2019 20:00	0.0	0.0	0.0	0.0	0.0	0	0	0
05/10/2019 21:00	0.0	0.0	0.0	0.0	0.0	0	0	0
05/10/2019 22:00	0.0	0.0	0.0	0.0	0.0	0	0	0
05/10/2019 23:00	0.0	0.0	0.0	0.0	0.0	0	0	0
Average/Sum#:	0.0	0.0	0.0	0.0	0.0	0 #	0 #	0 #
Minimum:	0.0	0.0	0.0	0.0	0.0	0	0	0
Maximum:	0.0	0.0	0.0	0.0	0.0	0	0	0
%SI	100.00	100.00	100.00	100.00	100.00	0.00	0.00	0.00

# Daily Summary Report

## CT2 - VOC



From: 04/01/2019 00:00 To: 06/30/2019 23:59 Facility Name: COLUSA GENERATING STATION  
 Generated: 07/03/2019 08:20 Location: Maxwell, CA

Red = Invalid or Excluded Data | Green = Edited Status | Blue = Edited Value | \* = Excess Emission

Const. Value/Limit Tag:

	Unit CT2 VOC, Ppm 1 Hour(s)	Unit CT2 O2, Dry, Pct 1 Hour(s)	Unit CT2 HI, MBtuPerHr 1 Hour(s)	> Limit Unit CT2 VOC, Ppmvdc 1 Hour(s)	> Limit Unit CT2 VOC, LbPerHr 1 Hour(s)	Unit CT2 UnitOn, TF 1 Hour(s)	Unit CT2 NormalOp, TF 1 Hour(s)	Unit CT2 DBOn, TF 1 Hour(s)
05/11/2019 00:00	0.0	0.0	0.0	0.0	0.0	0	0	0
05/11/2019 01:00	0.0	0.0	0.0	0.0	0.0	0	0	0
05/11/2019 02:00	0.0	0.0	0.0	0.0	0.0	0	0	0
05/11/2019 03:00	0.0	0.0	0.0	0.0	0.0	0	0	0
05/11/2019 04:00	0.0	0.0	0.0	0.0	0.0	0	0	0
05/11/2019 05:00	0.0	0.0	0.0	0.0	0.0	0	0	0
05/11/2019 06:00	0.0	0.0	0.0	0.0	0.0	0	0	0
05/11/2019 07:00	0.0	0.0	0.0	0.0	0.0	0	0	0
05/11/2019 08:00	0.0	0.0	0.0	0.0	0.0	0	0	0
05/11/2019 09:00	0.0	0.0	0.0	0.0	0.0	0	0	0
05/11/2019 10:00	0.0	0.0	0.0	0.0	0.0	0	0	0
05/11/2019 11:00	0.0	0.0	0.0	0.0	0.0	0	0	0
05/11/2019 12:00	0.0	0.0	0.0	0.0	0.0	0	0	0
05/11/2019 13:00	0.0	0.0	0.0	0.0	0.0	0	0	0
05/11/2019 14:00	0.0	0.0	0.0	0.0	0.0	0	0	0
05/11/2019 15:00	0.0	0.0	0.0	0.0	0.0	0	0	0
05/11/2019 16:00	0.0	0.0	0.0	0.0	0.0	0	0	0
05/11/2019 17:00	0.0	0.0	0.0	0.0	0.0	0	0	0
05/11/2019 18:00	0.0	0.0	0.0	0.0	0.0	0	0	0
05/11/2019 19:00	0.0	0.0	0.0	0.0	0.0	0	0	0
05/11/2019 20:00	0.0	0.0	0.0	0.0	0.0	0	0	0
05/11/2019 21:00	0.0	0.0	0.0	0.0	0.0	0	0	0
05/11/2019 22:00	0.0	0.0	0.0	0.0	0.0	0	0	0
05/11/2019 23:00	0.0	0.0	0.0	0.0	0.0	0	0	0
Average/Sum#:	0.0	0.0	0.0	0.0	0.0	0 #	0 #	0 #
Minimum:	0.0	0.0	0.0	0.0	0.0	0	0	0
Maximum:	0.0	0.0	0.0	0.0	0.0	0	0	0
%SI	100.00	100.00	100.00	100.00	100.00	0.00	0.00	0.00

# Daily Summary Report

## CT2 - VOC



From: 04/01/2019 00:00 To: 06/30/2019 23:59 Facility Name: COLUSA GENERATING STATION  
 Generated: 07/03/2019 08:20 Location: Maxwell, CA

Red = Invalid or Excluded Data | Green = Edited Status | Blue = Edited Value | \* = Excess Emission

Const. Value/Limit Tag:

	Unit CT2 VOC, Ppm 1 Hour(s)	Unit CT2 O2, Dry, Pct 1 Hour(s)	Unit CT2 HI, MBtuPerHr 1 Hour(s)	> Limit Unit CT2 VOC, Ppmvdc 1 Hour(s)	> Limit Unit CT2 VOC, LbPerHr 1 Hour(s)	Unit CT2 UnitOn, TF 1 Hour(s)	Unit CT2 NormalOp, TF 1 Hour(s)	Unit CT2 DBOn, TF 1 Hour(s)
05/12/2019 00:00	0.0	0.0	0.0	0.0	0.0	0	0	0
05/12/2019 01:00	0.0	0.0	0.0	0.0	0.0	0	0	0
05/12/2019 02:00	0.0	0.0	0.0	0.0	0.0	0	0	0
05/12/2019 03:00	0.0	0.0	0.0	0.0	0.0	0	0	0
05/12/2019 04:00	0.0	0.0	0.0	0.0	0.0	0	0	0
05/12/2019 05:00	0.0	0.0	0.0	0.0	0.0	0	0	0
05/12/2019 06:00	0.0	0.0	0.0	0.0	0.0	0	0	0
05/12/2019 07:00	0.0	0.0	0.0	0.0	0.0	0	0	0
05/12/2019 08:00	0.0	0.0	0.0	0.0	0.0	0	0	0
05/12/2019 09:00	0.0	0.0	0.0	0.0	0.0	0	0	0
05/12/2019 10:00	0.0	0.0	0.0	0.0	0.0	0	0	0
05/12/2019 11:00	0.0	0.0	0.0	0.0	0.0	0	0	0
05/12/2019 12:00	0.0	0.0	0.0	0.0	0.0	0	0	0
05/12/2019 13:00	0.0	0.0	0.0	0.0	0.0	0	0	0
05/12/2019 14:00	0.0	0.0	0.0	0.0	0.0	0	0	0
05/12/2019 15:00	0.0	0.0	0.0	0.0	0.0	0	0	0
05/12/2019 16:00	0.0	0.0	0.0	0.0	0.0	0	0	0
05/12/2019 17:00	0.0	0.0	0.0	0.0	0.0	0	0	0
05/12/2019 18:00	0.0	0.0	0.0	0.0	0.0	0	0	0
05/12/2019 19:00	0.0	0.0	0.0	0.0	0.0	0	0	0
05/12/2019 20:00	0.0	0.0	0.0	0.0	0.0	0	0	0
05/12/2019 21:00	0.0	0.0	0.0	0.0	0.0	0	0	0
05/12/2019 22:00	0.0	0.0	0.0	0.0	0.0	0	0	0
05/12/2019 23:00	0.0	0.0	0.0	0.0	0.0	0	0	0
Average/Sum#:	0.0	0.0	0.0	0.0	0.0	0 #	0 #	0 #
Minimum:	0.0	0.0	0.0	0.0	0.0	0	0	0
Maximum:	0.0	0.0	0.0	0.0	0.0	0	0	0
%SI	100.00	100.00	100.00	100.00	100.00	0.00	0.00	0.00

# Daily Summary Report

## CT2 - VOC



From: 04/01/2019 00:00 To: 06/30/2019 23:59 Facility Name: COLUSA GENERATING STATION  
 Generated: 07/03/2019 08:20 Location: Maxwell, CA

Red = Invalid or Excluded Data | Green = Edited Status | Blue = Edited Value | \* = Excess Emission

Const. Value/Limit Tag:

	Unit CT2 VOC, Ppm 1 Hour(s)	Unit CT2 O2, Dry, Pct 1 Hour(s)	Unit CT2 HI, MBtuPerHr 1 Hour(s)	> Limit Unit CT2 VOC, Ppmvdc 1 Hour(s)	> Limit Unit CT2 VOC, LbPerHr 1 Hour(s)	Unit CT2 UnitOn, TF 1 Hour(s)	Unit CT2 NormalOp, TF 1 Hour(s)	Unit CT2 DBOn, TF 1 Hour(s)
05/13/2019 00:00	0.0	0.0	0.0	0.0	0.0	0	0	0
05/13/2019 01:00	0.0	0.0	0.0	0.0	0.0	0	0	0
05/13/2019 02:00	0.0	0.0	0.0	0.0	0.0	0	0	0
05/13/2019 03:00	0.0	0.0	0.0	0.0	0.0	0	0	0
05/13/2019 04:00	0.0	0.0	0.0	0.0	0.0	0	0	0
05/13/2019 05:00	0.0	0.0	0.0	0.0	0.0	0	0	0
05/13/2019 06:00	0.0	0.0	0.0	0.0	0.0	0	0	0
05/13/2019 07:00	0.0	0.0	0.0	0.0	0.0	0	0	0
05/13/2019 08:00	0.0	0.0	0.0	0.0	0.0	0	0	0
05/13/2019 09:00	0.0	0.0	0.0	0.0	0.0	0	0	0
05/13/2019 10:00	0.0	0.0	0.0	0.0	0.0	0	0	0
05/13/2019 11:00	0.0	0.0	0.0	0.0	0.0	0	0	0
05/13/2019 12:00	0.0	0.0	0.0	0.0	0.0	0	0	0
05/13/2019 13:00	0.0	0.0	0.0	0.0	0.0	0	0	0
05/13/2019 14:00	0.0	0.0	0.0	0.0	0.0	0	0	0
05/13/2019 15:00	0.0	0.0	0.0	0.0	0.0	0	0	0
05/13/2019 16:00	0.0	0.0	0.0	0.0	0.0	0	0	0
05/13/2019 17:00	0.0	0.0	0.0	0.0	0.0	0	0	0
05/13/2019 18:00	0.0	0.0	0.0	0.0	0.0	0	0	0
05/13/2019 19:00	0.0	0.0	0.0	0.0	0.0	0	0	0
05/13/2019 20:00	0.0	0.0	0.0	0.0	0.0	0	0	0
05/13/2019 21:00	0.0	0.0	0.0	0.0	0.0	0	0	0
05/13/2019 22:00	0.0	0.0	0.0	0.0	0.0	0	0	0
05/13/2019 23:00	0.0	0.0	0.0	0.0	0.0	0	0	0
Average/Sum#:	0.0	0.0	0.0	0.0	0.0	0 #	0 #	0 #
Minimum:	0.0	0.0	0.0	0.0	0.0	0	0	0
Maximum:	0.0	0.0	0.0	0.0	0.0	0	0	0
%SI	100.00	100.00	100.00	100.00	100.00	0.00	0.00	0.00



# Daily Summary Report

## CT2 - VOC



From: 04/01/2019 00:00 To: 06/30/2019 23:59 Facility Name: COLUSA GENERATING STATION  
 Generated: 07/03/2019 08:20 Location: Maxwell, CA

Red = Invalid or Excluded Data | Green = Edited Status | Blue = Edited Value | \* = Excess Emission

Const. Value/Limit Tag:

	Unit CT2 VOC, Ppm 1 Hour(s)	Unit CT2 O2, Dry, Pct 1 Hour(s)	Unit CT2 HI, MBtuPerHr 1 Hour(s)	> Limit Unit CT2 VOC, Ppmvdc 1 Hour(s)	> Limit Unit CT2 VOC, LbPerHr 1 Hour(s)	Unit CT2 UnitOn, TF 1 Hour(s)	Unit CT2 NormalOp, TF 1 Hour(s)	Unit CT2 DBOn, TF 1 Hour(s)
05/14/2019 00:00	0.0	0.0	0.0	0.0	0.0	0	0	0
05/14/2019 01:00	0.0	0.0	0.0	0.0	0.0	0	0	0
05/14/2019 02:00	0.0	0.0	0.0	0.0	0.0	0	0	0
05/14/2019 03:00	0.0	0.0	0.0	0.0	0.0	0	0	0
05/14/2019 04:00	0.0	0.0	0.0	0.0	0.0	0	0	0
05/14/2019 05:00	0.0	0.0	0.0	0.0	0.0	0	0	0
05/14/2019 06:00	0.0	0.0	0.0	0.0	0.0	0	0	0
05/14/2019 07:00	0.0	0.0	0.0	0.0	0.0	0	0	0
05/14/2019 08:00	0.0	0.0	0.0	0.0	0.0	0	0	0
05/14/2019 09:00	0.0	0.0	0.0	0.0	0.0	0	0	0
05/14/2019 10:00	0.0	0.0	0.0	0.0	0.0	0	0	0
05/14/2019 11:00	0.0	0.0	0.0	0.0	0.0	0	0	0
05/14/2019 12:00	0.0	0.0	0.0	0.0	0.0	0	0	0
05/14/2019 13:00	0.0	0.0	0.0	0.0	0.0	0	0	0
05/14/2019 14:00	0.0	0.0	0.0	0.0	0.0	0	0	0
05/14/2019 15:00	0.0	0.0	0.0	0.0	0.0	0	0	0
05/14/2019 16:00	0.0	0.0	0.0	0.0	0.0	0	0	0
05/14/2019 17:00	0.0	0.0	0.0	0.0	0.0	0	0	0
05/14/2019 18:00	0.0	0.0	0.0	0.0	0.0	0	0	0
05/14/2019 19:00	0.0	0.0	0.0	0.0	0.0	0	0	0
05/14/2019 20:00	0.0	0.0	0.0	0.0	0.0	0	0	0
05/14/2019 21:00	0.0	0.0	0.0	0.0	0.0	0	0	0
05/14/2019 22:00	0.0	0.0	0.0	0.0	0.0	0	0	0
05/14/2019 23:00	0.0	0.0	0.0	0.0	0.0	0	0	0
<b>Average/Sum#:</b>	0.0	0.0	0.0	0.0	0.0	0 #	0 #	0 #
<b>Minimum:</b>	0.0	0.0	0.0	0.0	0.0	0	0	0
<b>Maximum:</b>	0.0	0.0	0.0	0.0	0.0	0	0	0
<b>%SI</b>	100.00	100.00	100.00	100.00	100.00	0.00	0.00	0.00

# Daily Summary Report

## CT2 - VOC



From: 04/01/2019 00:00 To: 06/30/2019 23:59 Facility Name: COLUSA GENERATING STATION  
 Generated: 07/03/2019 08:20 Location: Maxwell, CA

Red = Invalid or Excluded Data | Green = Edited Status | Blue = Edited Value | \* = Excess Emission

Const. Value/Limit Tag:

	Unit CT2 VOC, Ppm 1 Hour(s)	Unit CT2 O2, Dry, Pct 1 Hour(s)	Unit CT2 HI, MBtuPerHr 1 Hour(s)	> Limit Unit CT2 VOC, Ppmvdc 1 Hour(s)	> Limit Unit CT2 VOC, LbPerHr 1 Hour(s)	Unit CT2 UnitOn, TF 1 Hour(s)	Unit CT2 NormalOp, TF 1 Hour(s)	Unit CT2 DBOn, TF 1 Hour(s)
05/15/2019 00:00	0.0	0.0	0.0	0.0	0.0	0	0	0
05/15/2019 01:00	0.0	0.0	0.0	0.0	0.0	0	0	0
05/15/2019 02:00	0.0	0.0	0.0	0.0	0.0	0	0	0
05/15/2019 03:00	0.0	0.0	0.0	0.0	0.0	0	0	0
05/15/2019 04:00	0.0	0.0	0.0	0.0	0.0	0	0	0
05/15/2019 05:00	0.0	0.0	0.0	0.0	0.0	0	0	0
05/15/2019 06:00	0.0	0.0	0.0	0.0	0.0	0	0	0
05/15/2019 07:00	0.0	0.0	0.0	0.0	0.0	0	0	0
05/15/2019 08:00	0.0	0.0	0.0	0.0	0.0	0	0	0
05/15/2019 09:00	0.0	0.0	0.0	0.0	0.0	0	0	0
05/15/2019 10:00	0.0	0.0	0.0	0.0	0.0	0	0	0
05/15/2019 11:00	0.0	0.0	0.0	0.0	0.0	0	0	0
05/15/2019 12:00	0.0	0.0	0.0	0.0	0.0	0	0	0
05/15/2019 13:00	0.0	0.0	0.0	0.0	0.0	0	0	0
05/15/2019 14:00	0.0	0.0	0.0	0.0	0.0	0	0	0
05/15/2019 15:00	0.0	0.0	0.0	0.0	0.0	0	0	0
05/15/2019 16:00	0.0	0.0	0.0	0.0	0.0	0	0	0
05/15/2019 17:00	0.0	0.0	0.0	0.0	0.0	0	0	0
05/15/2019 18:00	0.0	0.0	0.0	0.0	0.0	0	0	0
05/15/2019 19:00	0.0	0.0	0.0	0.0	0.0	0	0	0
05/15/2019 20:00	0.0	0.0	0.0	0.0	0.0	0	0	0
05/15/2019 21:00	0.0	0.0	0.0	0.0	0.0	0	0	0
05/15/2019 22:00	0.0	0.0	0.0	0.0	0.0	0	0	0
05/15/2019 23:00	0.0	0.0	0.0	0.0	0.0	0	0	0
Average/Sum#:	0.0	0.0	0.0	0.0	0.0	0 #	0 #	0 #
Minimum:	0.0	0.0	0.0	0.0	0.0	0	0	0
Maximum:	0.0	0.0	0.0	0.0	0.0	0	0	0
%SI	100.00	100.00	100.00	100.00	100.00	0.00	0.00	0.00

# Daily Summary Report

## CT2 - VOC



From: 04/01/2019 00:00 To: 06/30/2019 23:59 Facility Name: COLUSA GENERATING STATION  
 Generated: 07/03/2019 08:20 Location: Maxwell, CA

Red = Invalid or Excluded Data | Green = Edited Status | Blue = Edited Value | \* = Excess Emission

Const. Value/Limit Tag:

	Unit CT2 VOC, Ppm 1 Hour(s)	Unit CT2 O2, Dry, Pct 1 Hour(s)	Unit CT2 HI, MBtuPerHr 1 Hour(s)	> Limit Unit CT2 VOC, Ppmvdc 1 Hour(s)	> Limit Unit CT2 VOC, LbPerHr 1 Hour(s)	Unit CT2 UnitOn, TF 1 Hour(s)	Unit CT2 NormalOp, TF 1 Hour(s)	Unit CT2 DBOn, TF 1 Hour(s)
05/16/2019 00:00	0.0	0.0	0.0	0.0	0.0	0	0	0
05/16/2019 01:00	0.0	0.0	0.0	0.0	0.0	0	0	0
05/16/2019 02:00	0.0	0.0	0.0	0.0	0.0	0	0	0
05/16/2019 03:00	0.0	0.0	0.0	0.0	0.0	0	0	0
05/16/2019 04:00	0.0	0.0	0.0	0.0	0.0	0	0	0
05/16/2019 05:00	0.0	0.0	0.0	0.0	0.0	0	0	0
05/16/2019 06:00	0.0	0.0	0.0	0.0	0.0	0	0	0
05/16/2019 07:00	0.0	0.0	0.0	0.0	0.0	0	0	0
05/16/2019 08:00	0.0	0.0	0.0	0.0	0.0	0	0	0
05/16/2019 09:00	0.0	0.0	0.0	0.0	0.0	0	0	0
05/16/2019 10:00	0.0	0.0	0.0	0.0	0.0	0	0	0
05/16/2019 11:00	0.0	0.0	0.0	0.0	0.0	0	0	0
05/16/2019 12:00	0.0	0.0	0.0	0.0	0.0	0	0	0
05/16/2019 13:00	0.0	0.0	0.0	0.0	0.0	0	0	0
05/16/2019 14:00	0.0	0.0	0.0	0.0	0.0	0	0	0
05/16/2019 15:00	0.0	0.0	0.0	0.0	0.0	0	0	0
05/16/2019 16:00	0.0	0.0	0.0	0.0	0.0	0	0	0
05/16/2019 17:00	0.0	0.0	0.0	0.0	0.0	0	0	0
05/16/2019 18:00	0.0	0.0	0.0	0.0	0.0	0	0	0
05/16/2019 19:00	0.0	0.0	0.0	0.0	0.0	0	0	0
05/16/2019 20:00	0.0	0.0	0.0	0.0	0.0	0	0	0
05/16/2019 21:00	0.0	0.0	0.0	0.0	0.0	0	0	0
05/16/2019 22:00	0.0	0.0	0.0	0.0	0.0	0	0	0
05/16/2019 23:00	0.0	0.0	0.0	0.0	0.0	0	0	0
<b>Average/Sum#:</b>	0.0	0.0	0.0	0.0	0.0	0 #	0 #	0 #
<b>Minimum:</b>	0.0	0.0	0.0	0.0	0.0	0	0	0
<b>Maximum:</b>	0.0	0.0	0.0	0.0	0.0	0	0	0
<b>%SI</b>	100.00	100.00	100.00	100.00	100.00	0.00	0.00	0.00

# Daily Summary Report

## CT2 - VOC



From: 04/01/2019 00:00 To: 06/30/2019 23:59 Facility Name: COLUSA GENERATING STATION  
 Generated: 07/03/2019 08:20 Location: Maxwell, CA

Red = Invalid or Excluded Data | Green = Edited Status | Blue = Edited Value | \* = Excess Emission

Const. Value/Limit Tag:

	Unit CT2 VOC, Ppm 1 Hour(s)	Unit CT2 O2, Dry, Pct 1 Hour(s)	Unit CT2 HI, MBtuPerHr 1 Hour(s)	> Limit Unit CT2 VOC, Ppmvdc 1 Hour(s)	> Limit Unit CT2 VOC, LbPerHr 1 Hour(s)	Unit CT2 UnitOn, TF 1 Hour(s)	Unit CT2 NormalOp, TF 1 Hour(s)	Unit CT2 DBOn, TF 1 Hour(s)
05/17/2019 00:00	0.0	0.0	0.0	0.0	0.0	0	0	0
05/17/2019 01:00	0.0	0.0	0.0	0.0	0.0	0	0	0
05/17/2019 02:00	0.0	0.0	0.0	0.0	0.0	0	0	0
05/17/2019 03:00	0.0	0.0	0.0	0.0	0.0	0	0	0
05/17/2019 04:00	0.0	0.0	0.0	0.0	0.0	0	0	0
05/17/2019 05:00	0.0	0.0	0.0	0.0	0.0	0	0	0
05/17/2019 06:00	0.0	0.0	0.0	0.0	0.0	0	0	0
05/17/2019 07:00	0.0	0.0	0.0	0.0	0.0	0	0	0
05/17/2019 08:00	0.0	0.0	0.0	0.0	0.0	0	0	0
05/17/2019 09:00	0.0	0.0	0.0	0.0	0.0	0	0	0
05/17/2019 10:00	0.0	0.0	0.0	0.0	0.0	0	0	0
05/17/2019 11:00	0.0	0.0	0.0	0.0	0.0	0	0	0
05/17/2019 12:00	0.0	0.0	0.0	0.0	0.0	0	0	0
05/17/2019 13:00	0.0	0.0	0.0	0.0	0.0	0	0	0
05/17/2019 14:00	0.0	0.0	0.0	0.0	0.0	0	0	0
05/17/2019 15:00	0.0	0.0	0.0	0.0	0.0	0	0	0
05/17/2019 16:00	0.0	0.0	0.0	0.0	0.0	0	0	0
05/17/2019 17:00	0.0	0.0	0.0	0.0	0.0	0	0	0
05/17/2019 18:00	0.0	0.0	0.0	0.0	0.0	0	0	0
05/17/2019 19:00	0.0	0.0	0.0	0.0	0.0	0	0	0
05/17/2019 20:00	0.0	0.0	0.0	0.0	0.0	0	0	0
05/17/2019 21:00	0.0	0.0	0.0	0.0	0.0	0	0	0
05/17/2019 22:00	0.0	0.0	0.0	0.0	0.0	0	0	0
05/17/2019 23:00	0.0	0.0	0.0	0.0	0.0	0	0	0
Average/Sum#:	0.0	0.0	0.0	0.0	0.0	0 #	0 #	0 #
Minimum:	0.0	0.0	0.0	0.0	0.0	0	0	0
Maximum:	0.0	0.0	0.0	0.0	0.0	0	0	0
%SI	100.00	100.00	100.00	100.00	100.00	0.00	0.00	0.00

# Daily Summary Report

## CT2 - VOC



From: 04/01/2019 00:00 To: 06/30/2019 23:59 Facility Name: COLUSA GENERATING STATION  
 Generated: 07/03/2019 08:20 Location: Maxwell, CA

Red = Invalid or Excluded Data | Green = Edited Status | Blue = Edited Value | \* = Excess Emission

Const. Value/Limit Tag:

	Unit CT2 VOC, Ppm 1 Hour(s)	Unit CT2 O2, Dry, Pct 1 Hour(s)	Unit CT2 HI, MBtuPerHr 1 Hour(s)	> Limit Unit CT2 VOC, Ppmvdc 1 Hour(s)	> Limit Unit CT2 VOC, LbPerHr 1 Hour(s)	Unit CT2 UnitOn, TF 1 Hour(s)	Unit CT2 NormalOp, TF 1 Hour(s)	Unit CT2 DBOn, TF 1 Hour(s)
05/18/2019 00:00	0.0	0.0	0.0	0.0	0.0	0	0	0
05/18/2019 01:00	0.0	0.0	0.0	0.0	0.0	0	0	0
05/18/2019 02:00	0.0	0.0	0.0	0.0	0.0	0	0	0
05/18/2019 03:00	0.0	0.0	0.0	0.0	0.0	0	0	0
05/18/2019 04:00	0.0	0.0	0.0	0.0	0.0	0	0	0
05/18/2019 05:00	0.0	0.0	0.0	0.0	0.0	0	0	0
05/18/2019 06:00	0.0	0.0	0.0	0.0	0.0	0	0	0
05/18/2019 07:00	0.0	0.0	0.0	0.0	0.0	0	0	0
05/18/2019 08:00	0.0	0.0	0.0	0.0	0.0	0	0	0
05/18/2019 09:00	0.0	0.0	0.0	0.0	0.0	0	0	0
05/18/2019 10:00	0.0	0.0	0.0	0.0	0.0	0	0	0
05/18/2019 11:00	0.0	0.0	0.0	0.0	0.0	0	0	0
05/18/2019 12:00	0.0	0.0	0.0	0.0	0.0	0	0	0
05/18/2019 13:00	0.0	0.0	0.0	0.0	0.0	0	0	0
05/18/2019 14:00	0.0	0.0	0.0	0.0	0.0	0	0	0
05/18/2019 15:00	0.0	0.0	0.0	0.0	0.0	0	0	0
05/18/2019 16:00	0.0	0.0	0.0	0.0	0.0	0	0	0
05/18/2019 17:00	0.0	0.0	0.0	0.0	0.0	0	0	0
05/18/2019 18:00	0.0	0.0	0.0	0.0	0.0	0	0	0
05/18/2019 19:00	0.0	0.0	0.0	0.0	0.0	0	0	0
05/18/2019 20:00	0.0	0.0	0.0	0.0	0.0	0	0	0
05/18/2019 21:00	0.0	0.0	0.0	0.0	0.0	0	0	0
05/18/2019 22:00	0.0	0.0	0.0	0.0	0.0	0	0	0
05/18/2019 23:00	0.0	0.0	0.0	0.0	0.0	0	0	0
Average/Sum#:	0.0	0.0	0.0	0.0	0.0	0 #	0 #	0 #
Minimum:	0.0	0.0	0.0	0.0	0.0	0	0	0
Maximum:	0.0	0.0	0.0	0.0	0.0	0	0	0
%SI	100.00	100.00	100.00	100.00	100.00	0.00	0.00	0.00

# Daily Summary Report

## CT2 - VOC



From: 04/01/2019 00:00 To: 06/30/2019 23:59 Facility Name: COLUSA GENERATING STATION  
 Generated: 07/03/2019 08:20 Location: Maxwell, CA

Red = Invalid or Excluded Data | Green = Edited Status | Blue = Edited Value | \* = Excess Emission

Const. Value/Limit Tag:

	Unit CT2 VOC, Ppm 1 Hour(s)	Unit CT2 O2, Dry, Pct 1 Hour(s)	Unit CT2 HI, MBtuPerHr 1 Hour(s)	> Limit Unit CT2 VOC, Ppmvdc 1 Hour(s)	> Limit Unit CT2 VOC, LbPerHr 1 Hour(s)	Unit CT2 UnitOn, TF 1 Hour(s)	Unit CT2 NormalOp, TF 1 Hour(s)	Unit CT2 DBOn, TF 1 Hour(s)
05/19/2019 00:00	0.0	0.0	0.0	0.0	0.0	0	0	0
05/19/2019 01:00	0.0	0.0	0.0	0.0	0.0	0	0	0
05/19/2019 02:00	0.0	0.0	0.0	0.0	0.0	0	0	0
05/19/2019 03:00	0.0	0.0	0.0	0.0	0.0	0	0	0
05/19/2019 04:00	0.0	0.0	0.0	0.0	0.0	0	0	0
05/19/2019 05:00	0.0	0.0	0.0	0.0	0.0	0	0	0
05/19/2019 06:00	0.0	0.0	0.0	0.0	0.0	0	0	0
05/19/2019 07:00	0.0	0.0	0.0	0.0	0.0	0	0	0
05/19/2019 08:00	0.0	0.0	0.0	0.0	0.0	0	0	0
05/19/2019 09:00	0.0	0.0	0.0	0.0	0.0	0	0	0
05/19/2019 10:00	0.0	0.0	0.0	0.0	0.0	0	0	0
05/19/2019 11:00	0.0	0.0	0.0	0.0	0.0	0	0	0
05/19/2019 12:00	0.0	0.0	0.0	0.0	0.0	0	0	0
05/19/2019 13:00	0.0	0.0	0.0	0.0	0.0	0	0	0
05/19/2019 14:00	0.0	0.0	0.0	0.0	0.0	0	0	0
05/19/2019 15:00	0.0	0.0	0.0	0.0	0.0	0	0	0
05/19/2019 16:00	0.0	0.0	0.0	0.0	0.0	0	0	0
05/19/2019 17:00	0.0	0.0	0.0	0.0	0.0	0	0	0
05/19/2019 18:00	0.0	0.0	0.0	0.0	0.0	0	0	0
05/19/2019 19:00	0.0	0.0	0.0	0.0	0.0	0	0	0
05/19/2019 20:00	0.0	0.0	0.0	0.0	0.0	0	0	0
05/19/2019 21:00	0.0	0.0	0.0	0.0	0.0	0	0	0
05/19/2019 22:00	0.0	0.0	0.0	0.0	0.0	0	0	0
05/19/2019 23:00	0.0	0.0	0.0	0.0	0.0	0	0	0
Average/Sum#:	0.0	0.0	0.0	0.0	0.0	0 #	0 #	0 #
Minimum:	0.0	0.0	0.0	0.0	0.0	0	0	0
Maximum:	0.0	0.0	0.0	0.0	0.0	0	0	0
%SI	100.00	100.00	100.00	100.00	100.00	0.00	0.00	0.00

# Daily Summary Report

## CT2 - VOC



From: 04/01/2019 00:00 To: 06/30/2019 23:59 Facility Name: COLUSA GENERATING STATION  
 Generated: 07/03/2019 08:20 Location: Maxwell, CA

Red = Invalid or Excluded Data | Green = Edited Status | Blue = Edited Value | \* = Excess Emission

Const. Value/Limit Tag:

	Unit CT2 VOC, Ppm 1 Hour(s)	Unit CT2 O2, Dry, Pct 1 Hour(s)	Unit CT2 HI, MBtuPerHr 1 Hour(s)	> Limit Unit CT2 VOC, Ppmvdc 1 Hour(s)	> Limit Unit CT2 VOC, LbPerHr 1 Hour(s)	Unit CT2 UnitOn, TF 1 Hour(s)	Unit CT2 NormalOp, TF 1 Hour(s)	Unit CT2 DBOn, TF 1 Hour(s)
05/20/2019 00:00	0.0	0.0	0.0	0.0	0.0	0	0	0
05/20/2019 01:00	0.0	0.0	0.0	0.0	0.0	0	0	0
05/20/2019 02:00	0.0	0.0	0.0	0.0	0.0	0	0	0
05/20/2019 03:00	0.0	0.0	0.0	0.0	0.0	0	0	0
05/20/2019 04:00	0.0	0.0	0.0	0.0	0.0	0	0	0
05/20/2019 05:00	0.0	0.0	0.0	0.0	0.0	0	0	0
05/20/2019 06:00	0.0	0.0	0.0	0.0	0.0	0	0	0
05/20/2019 07:00	0.0	0.0	0.0	0.0	0.0	0	0	0
05/20/2019 08:00	0.0	0.0	0.0	0.0	0.0	0	0	0
05/20/2019 09:00	0.0	0.0	0.0	0.0	0.0	0	0	0
05/20/2019 10:00	0.0	0.0	0.0	0.0	0.0	0	0	0
05/20/2019 11:00	0.0	0.0	0.0	0.0	0.0	0	0	0
05/20/2019 12:00	0.0	0.0	0.0	0.0	0.0	0	0	0
05/20/2019 13:00	0.0	0.0	0.0	0.0	0.0	0	0	0
05/20/2019 14:00	0.0	0.0	0.0	0.0	0.0	0	0	0
05/20/2019 15:00	0.0	0.0	0.0	0.0	0.0	0	0	0
05/20/2019 16:00	0.0	0.0	0.0	0.0	0.0	0	0	0
05/20/2019 17:00	0.0	0.0	0.0	0.0	0.0	0	0	0
05/20/2019 18:00	0.0	0.0	0.0	0.0	0.0	0	0	0
05/20/2019 19:00	0.0	0.0	0.0	0.0	0.0	0	0	0
05/20/2019 20:00	0.0	0.0	0.0	0.0	0.0	0	0	0
05/20/2019 21:00	0.0	0.0	0.0	0.0	0.0	0	0	0
05/20/2019 22:00	0.0	0.0	0.0	0.0	0.0	0	0	0
05/20/2019 23:00	0.0	0.0	0.0	0.0	0.0	0	0	0
Average/Sum#:	0.0	0.0	0.0	0.0	0.0	0 #	0 #	0 #
Minimum:	0.0	0.0	0.0	0.0	0.0	0	0	0
Maximum:	0.0	0.0	0.0	0.0	0.0	0	0	0
%SI	100.00	100.00	100.00	100.00	100.00	0.00	0.00	0.00

# Daily Summary Report

## CT2 - VOC



From: 04/01/2019 00:00 To: 06/30/2019 23:59 Facility Name: COLUSA GENERATING STATION  
 Generated: 07/03/2019 08:20 Location: Maxwell, CA

Red = Invalid or Excluded Data | Green = Edited Status | Blue = Edited Value | \* = Excess Emission

Const. Value/Limit Tag:

	Unit CT2 VOC, Ppm 1 Hour(s)	Unit CT2 O2, Dry, Pct 1 Hour(s)	Unit CT2 HI, MBtuPerHr 1 Hour(s)	> Limit Unit CT2 VOC, Ppmvdc 1 Hour(s)	> Limit Unit CT2 VOC, LbPerHr 1 Hour(s)	Unit CT2 UnitOn, TF 1 Hour(s)	Unit CT2 NormalOp, TF 1 Hour(s)	Unit CT2 DBOn, TF 1 Hour(s)
05/21/2019 00:00	0.0	0.0	0.0	0.0	0.0	0	0	0
05/21/2019 01:00	0.0	0.0	0.0	0.0	0.0	0	0	0
05/21/2019 02:00	0.0	0.0	0.0	0.0	0.0	0	0	0
05/21/2019 03:00	0.0	0.0	0.0	0.0	0.0	0	0	0
05/21/2019 04:00	0.0	0.0	0.0	0.0	0.0	0	0	0
05/21/2019 05:00	0.0	0.0	0.0	0.0	0.0	0	0	0
05/21/2019 06:00	0.0	0.0	0.0	0.0	0.0	0	0	0
05/21/2019 07:00	0.0	0.0	0.0	0.0	0.0	0	0	0
05/21/2019 08:00	0.0	0.0	0.0	0.0	0.0	0	0	0
05/21/2019 09:00	0.0	0.0	0.0	0.0	0.0	0	0	0
05/21/2019 10:00	0.0	0.0	0.0	0.0	0.0	0	0	0
05/21/2019 11:00	0.0	0.0	0.0	0.0	0.0	0	0	0
05/21/2019 12:00	0.0	0.0	0.0	0.0	0.0	0	0	0
05/21/2019 13:00	0.0	0.0	0.0	0.0	0.0	0	0	0
05/21/2019 14:00	0.0	0.0	0.0	0.0	0.0	0	0	0
05/21/2019 15:00	0.0	0.0	0.0	0.0	0.0	0	0	0
05/21/2019 16:00	0.0	0.0	0.0	0.0	0.0	0	0	0
05/21/2019 17:00	0.0	0.0	0.0	0.0	0.0	0	0	0
05/21/2019 18:00	0.0	0.0	0.0	0.0	0.0	0	0	0
05/21/2019 19:00	0.0	0.0	0.0	0.0	0.0	0	0	0
05/21/2019 20:00	0.0	0.0	0.0	0.0	0.0	0	0	0
05/21/2019 21:00	0.0	0.0	0.0	0.0	0.0	0	0	0
05/21/2019 22:00	0.0	0.0	0.0	0.0	0.0	0	0	0
05/21/2019 23:00	0.0	0.0	0.0	0.0	0.0	0	0	0
Average/Sum#:	0.0	0.0	0.0	0.0	0.0	0 #	0 #	0 #
Minimum:	0.0	0.0	0.0	0.0	0.0	0	0	0
Maximum:	0.0	0.0	0.0	0.0	0.0	0	0	0
%SI	100.00	100.00	100.00	100.00	100.00	0.00	0.00	0.00



# Daily Summary Report

## CT2 - VOC



From: 04/01/2019 00:00 To: 06/30/2019 23:59 Facility Name: COLUSA GENERATING STATION  
 Generated: 07/03/2019 08:20 Location: Maxwell, CA

Red = Invalid or Excluded Data | Green = Edited Status | Blue = Edited Value | \* = Excess Emission

Const. Value/Limit Tag:

	Unit CT2 VOC, Ppm 1 Hour(s)	Unit CT2 O2, Dry, Pct 1 Hour(s)	Unit CT2 HI, MBtuPerHr 1 Hour(s)	> Limit Unit CT2 VOC, Ppmvdc 1 Hour(s)	> Limit Unit CT2 VOC, LbPerHr 1 Hour(s)	Unit CT2 UnitOn, TF 1 Hour(s)	Unit CT2 NormalOp, TF 1 Hour(s)	Unit CT2 DBOn, TF 1 Hour(s)
05/22/2019 00:00	0.0	0.0	0.0	0.0	0.0	0	0	0
05/22/2019 01:00	0.0	0.0	0.0	0.0	0.0	0	0	0
05/22/2019 02:00	0.0	0.0	0.0	0.0	0.0	0	0	0
05/22/2019 03:00	0.0	0.0	0.0	0.0	0.0	0	0	0
05/22/2019 04:00	0.0	0.0	0.0	0.0	0.0	0	0	0
05/22/2019 05:00	0.0	0.0	0.0	0.0	0.0	0	0	0
05/22/2019 06:00	0.0	0.0	0.0	0.0	0.0	0	0	0
05/22/2019 07:00	0.0	0.0	0.0	0.0	0.0	0	0	0
05/22/2019 08:00	0.0	0.0	0.0	0.0	0.0	0	0	0
05/22/2019 09:00	0.0	0.0	0.0	0.0	0.0	0	0	0
05/22/2019 10:00	0.0	0.0	0.0	0.0	0.0	0	0	0
05/22/2019 11:00	0.0	0.0	0.0	0.0	0.0	0	0	0
05/22/2019 12:00	0.0	0.0	0.0	0.0	0.0	0	0	0
05/22/2019 13:00	0.0	0.0	0.0	0.0	0.0	0	0	0
05/22/2019 14:00	0.0	0.0	0.0	0.0	0.0	0	0	0
05/22/2019 15:00	0.0	0.0	0.0	0.0	0.0	0	0	0
05/22/2019 16:00	0.0	0.0	0.0	0.0	0.0	0	0	0
05/22/2019 17:00	0.0	0.0	0.0	0.0	0.0	0	0	0
05/22/2019 18:00	0.0	0.0	0.0	0.0	0.0	0	0	0
05/22/2019 19:00	0.0	0.0	0.0	0.0	0.0	0	0	0
05/22/2019 20:00	0.0	0.0	0.0	0.0	0.0	0	0	0
05/22/2019 21:00	0.0	0.0	0.0	0.0	0.0	0	0	0
05/22/2019 22:00	0.0	0.0	0.0	0.0	0.0	0	0	0
05/22/2019 23:00	0.0	0.0	0.0	0.0	0.0	0	0	0
<b>Average/Sum#:</b>	0.0	0.0	0.0	0.0	0.0	0 #	0 #	0 #
<b>Minimum:</b>	0.0	0.0	0.0	0.0	0.0	0	0	0
<b>Maximum:</b>	0.0	0.0	0.0	0.0	0.0	0	0	0
<b>%SI</b>	100.00	100.00	100.00	100.00	100.00	0.00	0.00	0.00

# Daily Summary Report

## CT2 - VOC



From: 04/01/2019 00:00 To: 06/30/2019 23:59 Facility Name: COLUSA GENERATING STATION  
 Generated: 07/03/2019 08:20 Location: Maxwell, CA

Red = Invalid or Excluded Data | Green = Edited Status | Blue = Edited Value | \* = Excess Emission

Const. Value/Limit Tag:

	Unit CT2 VOC, Ppm 1 Hour(s)	Unit CT2 O2, Dry, Pct 1 Hour(s)	Unit CT2 HI, MBtuPerHr 1 Hour(s)	> Limit Unit CT2 VOC, Ppmvdc 1 Hour(s)	> Limit Unit CT2 VOC, LbPerHr 1 Hour(s)	Unit CT2 UnitOn, TF 1 Hour(s)	Unit CT2 NormalOp, TF 1 Hour(s)	Unit CT2 DBOn, TF 1 Hour(s)
05/23/2019 00:00	0.0	0.0	0.0	0.0	0.0	0	0	0
05/23/2019 01:00	0.0	0.0	0.0	0.0	0.0	0	0	0
05/23/2019 02:00	0.0	0.0	0.0	0.0	0.0	0	0	0
05/23/2019 03:00	0.0	0.0	0.0	0.0	0.0	0	0	0
05/23/2019 04:00	0.0	0.0	0.0	0.0	0.0	0	0	0
05/23/2019 05:00	0.0	0.0	0.0	0.0	0.0	0	0	0
05/23/2019 06:00	0.0	0.0	0.0	0.0	0.0	0	0	0
05/23/2019 07:00	0.0	0.0	0.0	0.0	0.0	0	0	0
05/23/2019 08:00	0.0	0.0	0.0	0.0	0.0	0	0	0
05/23/2019 09:00	0.0	0.0	0.0	0.0	0.0	0	0	0
05/23/2019 10:00	0.0	0.0	0.0	0.0	0.0	0	0	0
05/23/2019 11:00	0.0	0.0	0.0	0.0	0.0	0	0	0
05/23/2019 12:00	0.0	0.0	0.0	0.0	0.0	0	0	0
05/23/2019 13:00	0.0	0.0	0.0	0.0	0.0	0	0	0
05/23/2019 14:00	0.0	0.0	0.0	0.0	0.0	0	0	0
05/23/2019 15:00	0.0	0.0	0.0	0.0	0.0	0	0	0
05/23/2019 16:00	0.0	0.0	0.0	0.0	0.0	0	0	0
05/23/2019 17:00	0.0	0.0	0.0	0.0	0.0	0	0	0
05/23/2019 18:00	0.0	0.0	0.0	0.0	0.0	0	0	0
05/23/2019 19:00	0.0	0.0	0.0	0.0	0.0	0	0	0
05/23/2019 20:00	0.0	0.0	0.0	0.0	0.0	0	0	0
05/23/2019 21:00	0.0	0.0	0.0	0.0	0.0	0	0	0
05/23/2019 22:00	0.0	0.0	0.0	0.0	0.0	0	0	0
05/23/2019 23:00	0.0	0.0	0.0	0.0	0.0	0	0	0
Average/Sum#:	0.0	0.0	0.0	0.0	0.0	0 #	0 #	0 #
Minimum:	0.0	0.0	0.0	0.0	0.0	0	0	0
Maximum:	0.0	0.0	0.0	0.0	0.0	0	0	0
%SI	100.00	100.00	100.00	100.00	100.00	0.00	0.00	0.00

# Daily Summary Report

## CT2 - VOC



From: 04/01/2019 00:00 To: 06/30/2019 23:59 Facility Name: COLUSA GENERATING STATION  
 Generated: 07/03/2019 08:20 Location: Maxwell, CA

Red = Invalid or Excluded Data | Green = Edited Status | Blue = Edited Value | \* = Excess Emission

Const. Value/Limit Tag:

	Unit CT2 VOC, Ppm 1 Hour(s)	Unit CT2 O2, Dry, Pct 1 Hour(s)	Unit CT2 HI, MBtuPerHr 1 Hour(s)	> Limit Unit CT2 VOC, Ppmvdc 1 Hour(s)	> Limit Unit CT2 VOC, LbPerHr 1 Hour(s)	Unit CT2 UnitOn, TF 1 Hour(s)	Unit CT2 NormalOp, TF 1 Hour(s)	Unit CT2 DBOn, TF 1 Hour(s)
05/24/2019 00:00	0.0	0.0	0.0	0.0	0.0	0	0	0
05/24/2019 01:00	0.0	0.0	0.0	0.0	0.0	0	0	0
05/24/2019 02:00	0.0	0.0	0.0	0.0	0.0	0	0	0
05/24/2019 03:00	0.0	0.0	0.0	0.0	0.0	0	0	0
05/24/2019 04:00	0.0	0.0	0.0	0.0	0.0	0	0	0
05/24/2019 05:00	0.0	0.0	0.0	0.0	0.0	0	0	0
05/24/2019 06:00	0.0	0.0	0.0	0.0	0.0	0	0	0
05/24/2019 07:00	0.0	0.0	0.0	0.0	0.0	0	0	0
05/24/2019 08:00	0.0	0.0	0.0	0.0	0.0	0	0	0
05/24/2019 09:00	0.0	0.0	0.0	0.0	0.0	0	0	0
05/24/2019 10:00	0.0	0.0	0.0	0.0	0.0	0	0	0
05/24/2019 11:00	0.0	0.0	0.0	0.0	0.0	0	0	0
05/24/2019 12:00	0.0	0.0	0.0	0.0	0.0	0	0	0
05/24/2019 13:00	0.0	0.0	0.0	0.0	0.0	0	0	0
05/24/2019 14:00	0.0	0.0	0.0	0.0	0.0	0	0	0
05/24/2019 15:00	0.0	0.0	0.0	0.0	0.0	0	0	0
05/24/2019 16:00	0.0	0.0	0.0	0.0	0.0	0	0	0
05/24/2019 17:00	0.0	0.0	0.0	0.0	0.0	0	0	0
05/24/2019 18:00	0.0	0.0	0.0	0.0	0.0	0	0	0
05/24/2019 19:00	0.0	0.0	0.0	0.0	0.0	0	0	0
05/24/2019 20:00	0.0	0.0	0.0	0.0	0.0	0	0	0
05/24/2019 21:00	0.0	0.0	0.0	0.0	0.0	0	0	0
05/24/2019 22:00	0.0	0.0	0.0	0.0	0.0	0	0	0
05/24/2019 23:00	0.0	0.0	0.0	0.0	0.0	0	0	0
<b>Average/Sum#:</b>	0.0	0.0	0.0	0.0	0.0	0 #	0 #	0 #
<b>Minimum:</b>	0.0	0.0	0.0	0.0	0.0	0	0	0
<b>Maximum:</b>	0.0	0.0	0.0	0.0	0.0	0	0	0
<b>%SI</b>	100.00	100.00	100.00	100.00	100.00	0.00	0.00	0.00

# Daily Summary Report

## CT2 - VOC



From: 04/01/2019 00:00 To: 06/30/2019 23:59 Facility Name: COLUSA GENERATING STATION  
 Generated: 07/03/2019 08:20 Location: Maxwell, CA

Red = Invalid or Excluded Data | Green = Edited Status | Blue = Edited Value | \* = Excess Emission

Const. Value/Limit Tag:

	Unit CT2 VOC, Ppm 1 Hour(s)	Unit CT2 O2, Dry, Pct 1 Hour(s)	Unit CT2 HI, MBtuPerHr 1 Hour(s)	> Limit Unit CT2 VOC, Ppmvdc 1 Hour(s)	> Limit Unit CT2 VOC, LbPerHr 1 Hour(s)	Unit CT2 UnitOn, TF 1 Hour(s)	Unit CT2 NormalOp, TF 1 Hour(s)	Unit CT2 DBOn, TF 1 Hour(s)
05/25/2019 00:00	0.0	0.0	0.0	0.0	0.0	0	0	0
05/25/2019 01:00	0.0	0.0	0.0	0.0	0.0	0	0	0
05/25/2019 02:00	0.0	0.0	0.0	0.0	0.0	0	0	0
05/25/2019 03:00	0.0	0.0	0.0	0.0	0.0	0	0	0
05/25/2019 04:00	0.0	0.0	0.0	0.0	0.0	0	0	0
05/25/2019 05:00	0.0	0.0	0.0	0.0	0.0	0	0	0
05/25/2019 06:00	0.0	0.0	0.0	0.0	0.0	0	0	0
05/25/2019 07:00	0.0	0.0	0.0	0.0	0.0	0	0	0
05/25/2019 08:00	0.0	0.0	0.0	0.0	0.0	0	0	0
05/25/2019 09:00	0.0	0.0	0.0	0.0	0.0	0	0	0
05/25/2019 10:00	0.0	0.0	0.0	0.0	0.0	0	0	0
05/25/2019 11:00	0.0	0.0	0.0	0.0	0.0	0	0	0
05/25/2019 12:00	0.0	0.0	0.0	0.0	0.0	0	0	0
05/25/2019 13:00	0.0	0.0	0.0	0.0	0.0	0	0	0
05/25/2019 14:00	0.0	0.0	0.0	0.0	0.0	0	0	0
05/25/2019 15:00	0.0	0.0	0.0	0.0	0.0	0	0	0
05/25/2019 16:00	0.0	0.0	0.0	0.0	0.0	0	0	0
05/25/2019 17:00	0.0	0.0	0.0	0.0	0.0	0	0	0
05/25/2019 18:00	0.0	0.0	0.0	0.0	0.0	0	0	0
05/25/2019 19:00	0.0	0.0	0.0	0.0	0.0	0	0	0
05/25/2019 20:00	0.0	0.0	0.0	0.0	0.0	0	0	0
05/25/2019 21:00	0.0	0.0	0.0	0.0	0.0	0	0	0
05/25/2019 22:00	0.0	0.0	0.0	0.0	0.0	0	0	0
05/25/2019 23:00	0.0	0.0	0.0	0.0	0.0	0	0	0
Average/Sum#:	0.0	0.0	0.0	0.0	0.0	0 #	0 #	0 #
Minimum:	0.0	0.0	0.0	0.0	0.0	0	0	0
Maximum:	0.0	0.0	0.0	0.0	0.0	0	0	0
%SI	100.00	100.00	100.00	100.00	100.00	0.00	0.00	0.00

# Daily Summary Report

## CT2 - VOC



From: 04/01/2019 00:00 To: 06/30/2019 23:59 Facility Name: COLUSA GENERATING STATION  
 Generated: 07/03/2019 08:20 Location: Maxwell, CA

Red = Invalid or Excluded Data | Green = Edited Status | Blue = Edited Value | \* = Excess Emission

Const. Value/Limit Tag:

	Unit CT2 VOC, Ppm 1 Hour(s)	Unit CT2 O2, Dry, Pct 1 Hour(s)	Unit CT2 HI, MBtuPerHr 1 Hour(s)	> Limit Unit CT2 VOC, Ppmvdc 1 Hour(s)	> Limit Unit CT2 VOC, LbPerHr 1 Hour(s)	Unit CT2 UnitOn, TF 1 Hour(s)	Unit CT2 NormalOp, TF 1 Hour(s)	Unit CT2 DBOn, TF 1 Hour(s)
05/26/2019 00:00	0.0	0.0	0.0	0.0	0.0	0	0	0
05/26/2019 01:00	0.0	0.0	0.0	0.0	0.0	0	0	0
05/26/2019 02:00	0.0	0.0	0.0	0.0	0.0	0	0	0
05/26/2019 03:00	0.0	0.0	0.0	0.0	0.0	0	0	0
05/26/2019 04:00	0.0	0.0	0.0	0.0	0.0	0	0	0
05/26/2019 05:00	0.0	0.0	0.0	0.0	0.0	0	0	0
05/26/2019 06:00	0.0	0.0	0.0	0.0	0.0	0	0	0
05/26/2019 07:00	0.0	0.0	0.0	0.0	0.0	0	0	0
05/26/2019 08:00	0.0	0.0	0.0	0.0	0.0	0	0	0
05/26/2019 09:00	0.0	0.0	0.0	0.0	0.0	0	0	0
05/26/2019 10:00	0.0	0.0	0.0	0.0	0.0	0	0	0
05/26/2019 11:00	0.0	0.0	0.0	0.0	0.0	0	0	0
05/26/2019 12:00	0.0	0.0	0.0	0.0	0.0	0	0	0
05/26/2019 13:00	0.0	0.0	0.0	0.0	0.0	0	0	0
05/26/2019 14:00	0.0	0.0	0.0	0.0	0.0	0	0	0
05/26/2019 15:00	0.0	0.0	0.0	0.0	0.0	0	0	0
05/26/2019 16:00	0.0	0.0	0.0	0.0	0.0	0	0	0
05/26/2019 17:00	0.0	0.0	0.0	0.0	0.0	0	0	0
05/26/2019 18:00	0.0	0.0	0.0	0.0	0.0	0	0	0
05/26/2019 19:00	0.0	0.0	0.0	0.0	0.0	0	0	0
05/26/2019 20:00	0.0	0.0	0.0	0.0	0.0	0	0	0
05/26/2019 21:00	0.0	0.0	0.0	0.0	0.0	0	0	0
05/26/2019 22:00	0.0	0.0	0.0	0.0	0.0	0	0	0
05/26/2019 23:00	0.0	0.0	0.0	0.0	0.0	0	0	0
Average/Sum#:	0.0	0.0	0.0	0.0	0.0	0 #	0 #	0 #
Minimum:	0.0	0.0	0.0	0.0	0.0	0	0	0
Maximum:	0.0	0.0	0.0	0.0	0.0	0	0	0
%SI	100.00	100.00	100.00	100.00	100.00	0.00	0.00	0.00

# Daily Summary Report

## CT2 - VOC



From: 04/01/2019 00:00 To: 06/30/2019 23:59 Facility Name: COLUSA GENERATING STATION  
 Generated: 07/03/2019 08:20 Location: Maxwell, CA

Red = Invalid or Excluded Data | Green = Edited Status | Blue = Edited Value | \* = Excess Emission

Const. Value/Limit Tag:

	Unit CT2 VOC, Ppm 1 Hour(s)	Unit CT2 O2, Dry, Pct 1 Hour(s)	Unit CT2 HI, MBtuPerHr 1 Hour(s)	> Limit Unit CT2 VOC, Ppmvdc 1 Hour(s)	> Limit Unit CT2 VOC, LbPerHr 1 Hour(s)	Unit CT2 UnitOn, TF 1 Hour(s)	Unit CT2 NormalOp, TF 1 Hour(s)	Unit CT2 DBOn, TF 1 Hour(s)
05/27/2019 00:00	0.0	0.0	0.0	0.0	0.0	0	0	0
05/27/2019 01:00	0.0	0.0	0.0	0.0	0.0	0	0	0
05/27/2019 02:00	0.0	0.0	0.0	0.0	0.0	0	0	0
05/27/2019 03:00	0.0	0.0	0.0	0.0	0.0	0	0	0
05/27/2019 04:00	0.0	0.0	0.0	0.0	0.0	0	0	0
05/27/2019 05:00	0.0	0.0	0.0	0.0	0.0	0	0	0
05/27/2019 06:00	0.0	0.0	0.0	0.0	0.0	0	0	0
05/27/2019 07:00	0.0	0.0	0.0	0.0	0.0	0	0	0
05/27/2019 08:00	0.0	0.0	0.0	0.0	0.0	0	0	0
05/27/2019 09:00	0.0	0.0	0.0	0.0	0.0	0	0	0
05/27/2019 10:00	0.0	0.0	0.0	0.0	0.0	0	0	0
05/27/2019 11:00	0.0	0.0	0.0	0.0	0.0	0	0	0
05/27/2019 12:00	0.0	0.0	0.0	0.0	0.0	0	0	0
05/27/2019 13:00	0.0	0.0	0.0	0.0	0.0	0	0	0
05/27/2019 14:00	0.0	0.0	0.0	0.0	0.0	0	0	0
05/27/2019 15:00	0.0	0.0	0.0	0.0	0.0	0	0	0
05/27/2019 16:00	0.0	0.0	0.0	0.0	0.0	0	0	0
05/27/2019 17:00	0.0	0.0	0.0	0.0	0.0	0	0	0
05/27/2019 18:00	0.0	0.0	0.0	0.0	0.0	0	0	0
05/27/2019 19:00	0.0	0.0	0.0	0.0	0.0	0	0	0
05/27/2019 20:00	0.0	0.0	0.0	0.0	0.0	0	0	0
05/27/2019 21:00	0.0	0.0	0.0	0.0	0.0	0	0	0
05/27/2019 22:00	0.0	0.0	0.0	0.0	0.0	0	0	0
05/27/2019 23:00	0.0	0.0	0.0	0.0	0.0	0	0	0
<b>Average/Sum#:</b>	0.0	0.0	0.0	0.0	0.0	0 #	0 #	0 #
<b>Minimum:</b>	0.0	0.0	0.0	0.0	0.0	0	0	0
<b>Maximum:</b>	0.0	0.0	0.0	0.0	0.0	0	0	0
<b>%SI</b>	100.00	100.00	100.00	100.00	100.00	0.00	0.00	0.00

# Daily Summary Report

## CT2 - VOC



From: 04/01/2019 00:00 To: 06/30/2019 23:59 Facility Name: COLUSA GENERATING STATION  
 Generated: 07/03/2019 08:20 Location: Maxwell, CA

Red = Invalid or Excluded Data | Green = Edited Status | Blue = Edited Value | \* = Excess Emission

Const. Value/Limit Tag:

	Unit CT2 VOC, Ppm 1 Hour(s)	Unit CT2 O2, Dry, Pct 1 Hour(s)	Unit CT2 HI, MBtuPerHr 1 Hour(s)	> Limit Unit CT2 VOC, Ppmvdc 1 Hour(s)	> Limit Unit CT2 VOC, LbPerHr 1 Hour(s)	Unit CT2 UnitOn, TF 1 Hour(s)	Unit CT2 NormalOp, TF 1 Hour(s)	Unit CT2 DBOn, TF 1 Hour(s)
05/28/2019 00:00	0.0	0.0	0.0	0.0	0.0	0	0	0
05/28/2019 01:00	0.0	0.0	0.0	0.0	0.0	0	0	0
05/28/2019 02:00	0.0	0.0	0.0	0.0	0.0	0	0	0
05/28/2019 03:00	0.0	0.0	0.0	0.0	0.0	0	0	0
05/28/2019 04:00	0.0	0.0	0.0	0.0	0.0	0	0	0
05/28/2019 05:00	0.0	0.0	0.0	0.0	0.0	0	0	0
05/28/2019 06:00	0.0	0.0	0.0	0.0	0.0	0	0	0
05/28/2019 07:00	0.0	0.0	0.0	0.0	0.0	0	0	0
05/28/2019 08:00	0.0	0.0	0.0	0.0	0.0	0	0	0
05/28/2019 09:00	0.0	0.0	0.0	0.0	0.0	0	0	0
05/28/2019 10:00	0.0	0.0	0.0	0.0	0.0	0	0	0
05/28/2019 11:00	0.0	0.0	0.0	0.0	0.0	0	0	0
05/28/2019 12:00	0.0	0.0	0.0	0.0	0.0	0	0	0
05/28/2019 13:00	0.0	0.0	0.0	0.0	0.0	0	0	0
05/28/2019 14:00	0.0	0.0	0.0	0.0	0.0	0	0	0
05/28/2019 15:00	0.0	0.0	0.0	0.0	0.0	0	0	0
05/28/2019 16:00	0.0	0.0	0.0	0.0	0.0	0	0	0
05/28/2019 17:00	0.0	0.0	0.0	0.0	0.0	0	0	0
05/28/2019 18:00	0.0	0.0	0.0	0.0	0.0	0	0	0
05/28/2019 19:00	0.0	0.0	0.0	0.0	0.0	0	0	0
05/28/2019 20:00	0.0	0.0	0.0	0.0	0.0	0	0	0
05/28/2019 21:00	0.0	0.0	0.0	0.0	0.0	0	0	0
05/28/2019 22:00	0.0	0.0	0.0	0.0	0.0	0	0	0
05/28/2019 23:00	0.0	0.0	0.0	0.0	0.0	0	0	0
<b>Average/Sum#:</b>	0.0	0.0	0.0	0.0	0.0	0 #	0 #	0 #
<b>Minimum:</b>	0.0	0.0	0.0	0.0	0.0	0	0	0
<b>Maximum:</b>	0.0	0.0	0.0	0.0	0.0	0	0	0
<b>%SI</b>	100.00	100.00	100.00	100.00	100.00	0.00	0.00	0.00

# Daily Summary Report

## CT2 - VOC



From: 04/01/2019 00:00 To: 06/30/2019 23:59 Facility Name: COLUSA GENERATING STATION  
 Generated: 07/03/2019 08:20 Location: Maxwell, CA

Red = Invalid or Excluded Data | Green = Edited Status | Blue = Edited Value | \* = Excess Emission

Const. Value/Limit Tag:

	Unit CT2 VOC, Ppm 1 Hour(s)	Unit CT2 O2, Dry, Pct 1 Hour(s)	Unit CT2 HI, MBtuPerHr 1 Hour(s)	> Limit Unit CT2 VOC, Ppmvdc 1 Hour(s)	> Limit Unit CT2 VOC, LbPerHr 1 Hour(s)	Unit CT2 UnitOn, TF 1 Hour(s)	Unit CT2 NormalOp, TF 1 Hour(s)	Unit CT2 DBOn, TF 1 Hour(s)
05/29/2019 00:00	0.0	0.0	0.0	0.0	0.0	0	0	0
05/29/2019 01:00	0.0	0.0	0.0	0.0	0.0	0	0	0
05/29/2019 02:00	0.0	0.0	0.0	0.0	0.0	0	0	0
05/29/2019 03:00	0.0	0.0	0.0	0.0	0.0	0	0	0
05/29/2019 04:00	0.0	0.0	0.0	0.0	0.0	0	0	0
05/29/2019 05:00	0.0	0.0	0.0	0.0	0.0	0	0	0
05/29/2019 06:00	0.0	0.0	0.0	0.0	0.0	0	0	0
05/29/2019 07:00	0.0	0.0	0.0	0.0	0.0	0	0	0
05/29/2019 08:00	0.0	0.0	0.0	0.0	0.0	0	0	0
05/29/2019 09:00	0.0	0.0	0.0	0.0	0.0	0	0	0
05/29/2019 10:00	0.0	0.0	0.0	0.0	0.0	0	0	0
05/29/2019 11:00	0.0	0.0	0.0	0.0	0.0	0	0	0
05/29/2019 12:00	0.0	0.0	0.0	0.0	0.0	0	0	0
05/29/2019 13:00	0.0	0.0	0.0	0.0	0.0	0	0	0
05/29/2019 14:00	0.0	0.0	0.0	0.0	0.0	0	0	0
05/29/2019 15:00	0.0	0.0	0.0	0.0	0.0	0	0	0
05/29/2019 16:00	0.0	0.0	0.0	0.0	0.0	0	0	0
05/29/2019 17:00	0.0	0.0	0.0	0.0	0.0	0	0	0
05/29/2019 18:00	0.0	0.0	0.0	0.0	0.0	0	0	0
05/29/2019 19:00	0.0	0.0	0.0	0.0	0.0	0	0	0
05/29/2019 20:00	0.0	0.0	0.0	0.0	0.0	0	0	0
05/29/2019 21:00	0.0	0.0	0.0	0.0	0.0	0	0	0
05/29/2019 22:00	0.0	0.0	0.0	0.0	0.0	0	0	0
05/29/2019 23:00	0.0	0.0	0.0	0.0	0.0	0	0	0
Average/Sum#:	0.0	0.0	0.0	0.0	0.0	0 #	0 #	0 #
Minimum:	0.0	0.0	0.0	0.0	0.0	0	0	0
Maximum:	0.0	0.0	0.0	0.0	0.0	0	0	0
%SI	100.00	100.00	100.00	100.00	100.00	0.00	0.00	0.00



# Daily Summary Report

## CT2 - VOC



From: 04/01/2019 00:00 To: 06/30/2019 23:59 Facility Name: COLUSA GENERATING STATION  
 Generated: 07/03/2019 08:20 Location: Maxwell, CA

Red = Invalid or Excluded Data | Green = Edited Status | Blue = Edited Value | \* = Excess Emission

Const. Value/Limit Tag:

	Unit CT2 VOC, Ppm 1 Hour(s)	Unit CT2 O2, Dry, Pct 1 Hour(s)	Unit CT2 HI, MBtuPerHr 1 Hour(s)	> Limit Unit CT2 VOC, Ppmvdc 1 Hour(s)	> Limit Unit CT2 VOC, LbPerHr 1 Hour(s)	Unit CT2 UnitOn, TF 1 Hour(s)	Unit CT2 NormalOp, TF 1 Hour(s)	Unit CT2 DBOn, TF 1 Hour(s)
05/30/2019 00:00	0.0	0.0	0.0	0.0	0.0	0	0	0
05/30/2019 01:00	0.0	0.0	0.0	0.0	0.0	0	0	0
05/30/2019 02:00	0.0	0.0	0.0	0.0	0.0	0	0	0
05/30/2019 03:00	0.0	0.0	0.0	0.0	0.0	0	0	0
05/30/2019 04:00	0.0	0.0	0.0	0.0	0.0	0	0	0
05/30/2019 05:00	0.0	0.0	0.0	0.0	0.0	0	0	0
05/30/2019 06:00	0.0	0.0	0.0	0.0	0.0	0	0	0
05/30/2019 07:00	0.0	0.0	0.0	0.0	0.0	0	0	0
05/30/2019 08:00	0.0	0.0	0.0	0.0	0.0	0	0	0
05/30/2019 09:00	0.0	0.0	0.0	0.0	0.0	0	0	0
05/30/2019 10:00	0.0	0.0	0.0	0.0	0.0	0	0	0
05/30/2019 11:00	0.0	0.0	0.0	0.0	0.0	0	0	0
05/30/2019 12:00	0.0	0.0	0.0	0.0	0.0	0	0	0
05/30/2019 13:00	0.0	0.0	0.0	0.0	0.0	0	0	0
05/30/2019 14:00	0.0	0.0	0.0	0.0	0.0	0	0	0
05/30/2019 15:00	0.0	0.0	0.0	0.0	0.0	0	0	0
05/30/2019 16:00	0.0	0.0	0.0	0.0	0.0	0	0	0
05/30/2019 17:00	0.0	0.0	0.0	0.0	0.0	0	0	0
05/30/2019 18:00	0.0	0.0	0.0	0.0	0.0	0	0	0
05/30/2019 19:00	0.0	0.0	0.0	0.0	0.0	0	0	0
05/30/2019 20:00	0.0	0.0	0.0	0.0	0.0	0	0	0
05/30/2019 21:00	0.0	0.0	0.0	0.0	0.0	0	0	0
05/30/2019 22:00	0.0	0.0	0.0	0.0	0.0	0	0	0
05/30/2019 23:00	0.0	0.0	0.0	0.0	0.0	0	0	0
Average/Sum#:	0.0	0.0	0.0	0.0	0.0	0 #	0 #	0 #
Minimum:	0.0	0.0	0.0	0.0	0.0	0	0	0
Maximum:	0.0	0.0	0.0	0.0	0.0	0	0	0
%SI	100.00	100.00	100.00	100.00	100.00	0.00	0.00	0.00

# Daily Summary Report

## CT2 - VOC



From: 04/01/2019 00:00 To: 06/30/2019 23:59 Facility Name: COLUSA GENERATING STATION  
 Generated: 07/03/2019 08:20 Location: Maxwell, CA

Red = Invalid or Excluded Data | Green = Edited Status | Blue = Edited Value | \* = Excess Emission

Const. Value/Limit Tag:

	Unit CT2 VOC, Ppm 1 Hour(s)	Unit CT2 O2, Dry, Pct 1 Hour(s)	Unit CT2 HI, MBtuPerHr 1 Hour(s)	> Limit Unit CT2 VOC, Ppmvdc 1 Hour(s)	> Limit Unit CT2 VOC, LbPerHr 1 Hour(s)	Unit CT2 UnitOn, TF 1 Hour(s)	Unit CT2 NormalOp, TF 1 Hour(s)	Unit CT2 DBOn, TF 1 Hour(s)
05/31/2019 00:00	0.0	0.0	0.0	0.0	0.0	0	0	0
05/31/2019 01:00	0.0	0.0	0.0	0.0	0.0	0	0	0
05/31/2019 02:00	0.0	0.0	0.0	0.0	0.0	0	0	0
05/31/2019 03:00	0.0	0.0	0.0	0.0	0.0	0	0	0
05/31/2019 04:00	0.0	0.0	0.0	0.0	0.0	0	0	0
05/31/2019 05:00	0.0	0.0	0.0	0.0	0.0	0	0	0
05/31/2019 06:00	0.0	0.0	0.0	0.0	0.0	0	0	0
05/31/2019 07:00	0.0	0.0	0.0	0.0	0.0	0	0	0
05/31/2019 08:00	0.0	0.0	0.0	0.0	0.0	0	0	0
05/31/2019 09:00	0.0	0.0	0.0	0.0	0.0	0	0	0
05/31/2019 10:00	0.0	0.0	0.0	0.0	0.0	0	0	0
05/31/2019 11:00	0.0	0.0	0.0	0.0	0.0	0	0	0
05/31/2019 12:00	0.0	0.0	0.0	0.0	0.0	0	0	0
05/31/2019 13:00	0.0	0.0	0.0	0.0	0.0	0	0	0
05/31/2019 14:00	0.0	0.0	0.0	0.0	0.0	0	0	0
05/31/2019 15:00	0.0	0.0	0.0	0.0	0.0	0	0	0
05/31/2019 16:00	0.0	0.0	0.0	0.0	0.0	0	0	0
05/31/2019 17:00	0.0	0.0	0.0	0.0	0.0	0	0	0
05/31/2019 18:00	0.0	0.0	0.0	0.0	0.0	0	0	0
05/31/2019 19:00	0.0	0.0	0.0	0.0	0.0	0	0	0
05/31/2019 20:00	0.0	0.0	0.0	0.0	0.0	0	0	0
05/31/2019 21:00	0.0	0.0	0.0	0.0	0.0	0	0	0
05/31/2019 22:00	0.0	0.0	0.0	0.0	0.0	0	0	0
05/31/2019 23:00	0.0	0.0	0.0	0.0	0.0	0	0	0
Average/Sum#:	0.0	0.0	0.0	0.0	0.0	0 #	0 #	0 #
Minimum:	0.0	0.0	0.0	0.0	0.0	0	0	0
Maximum:	0.0	0.0	0.0	0.0	0.0	0	0	0
%SI	100.00	100.00	100.00	100.00	100.00	0.00	0.00	0.00

# Daily Summary Report

## CT2 - VOC



From: 04/01/2019 00:00 To: 06/30/2019 23:59 Facility Name: COLUSA GENERATING STATION  
 Generated: 07/03/2019 08:20 Location: Maxwell, CA

Red = Invalid or Excluded Data | Green = Edited Status | Blue = Edited Value | \* = Excess Emission

Const. Value/Limit Tag:

	Unit CT2 VOC, Ppm 1 Hour(s)	Unit CT2 O2, Dry, Pct 1 Hour(s)	Unit CT2 HI, MBtuPerHr 1 Hour(s)	> Limit Unit CT2 VOC, Ppmvdc 1 Hour(s)	> Limit Unit CT2 VOC, LbPerHr 1 Hour(s)	Unit CT2 UnitOn, TF 1 Hour(s)	Unit CT2 NormalOp, TF 1 Hour(s)	Unit CT2 DBOn, TF 1 Hour(s)
06/01/2019 00:00	0.0	0.0	0.0	0.0	0.0	0	0	0
06/01/2019 01:00	0.0	0.0	0.0	0.0	0.0	0	0	0
06/01/2019 02:00	0.0	0.0	0.0	0.0	0.0	0	0	0
06/01/2019 03:00	0.0	0.0	0.0	0.0	0.0	0	0	0
06/01/2019 04:00	0.0	0.0	0.0	0.0	0.0	0	0	0
06/01/2019 05:00	0.0	0.0	0.0	0.0	0.0	0	0	0
06/01/2019 06:00	0.0	0.0	0.0	0.0	0.0	0	0	0
06/01/2019 07:00	0.0	0.0	0.0	0.0	0.0	0	0	0
06/01/2019 08:00	0.0	0.0	0.0	0.0	0.0	0	0	0
06/01/2019 09:00	0.0	0.0	0.0	0.0	0.0	0	0	0
06/01/2019 10:00	0.0	0.0	0.0	0.0	0.0	0	0	0
06/01/2019 11:00	0.0	0.0	0.0	0.0	0.0	0	0	0
06/01/2019 12:00	0.0	0.0	0.0	0.0	0.0	0	0	0
06/01/2019 13:00	0.0	0.0	0.0	0.0	0.0	0	0	0
06/01/2019 14:00	0.0	0.0	0.0	0.0	0.0	0	0	0
06/01/2019 15:00	0.0	0.0	0.0	0.0	0.0	0	0	0
06/01/2019 16:00	0.0	0.0	0.0	0.0	0.0	0	0	0
06/01/2019 17:00	0.0	0.0	0.0	0.0	0.0	0	0	0
06/01/2019 18:00	0.0	0.0	0.0	0.0	0.0	0	0	0
06/01/2019 19:00	0.0	0.0	0.0	0.0	0.0	0	0	0
06/01/2019 20:00	0.0	0.0	0.0	0.0	0.0	0	0	0
06/01/2019 21:00	0.0	0.0	0.0	0.0	0.0	0	0	0
06/01/2019 22:00	0.0	0.0	0.0	0.0	0.0	0	0	0
06/01/2019 23:00	0.0	0.0	0.0	0.0	0.0	0	0	0
<b>Average/Sum#:</b>	0.0	0.0	0.0	0.0	0.0	0 #	0 #	0 #
<b>Minimum:</b>	0.0	0.0	0.0	0.0	0.0	0	0	0
<b>Maximum:</b>	0.0	0.0	0.0	0.0	0.0	0	0	0
<b>%SI</b>	100.00	100.00	100.00	100.00	100.00	0.00	0.00	0.00

# Daily Summary Report

## CT2 - VOC



From: 04/01/2019 00:00 To: 06/30/2019 23:59 Facility Name: COLUSA GENERATING STATION  
 Generated: 07/03/2019 08:20 Location: Maxwell, CA

Red = Invalid or Excluded Data | Green = Edited Status | Blue = Edited Value | \* = Excess Emission

Const. Value/Limit Tag:

	Unit CT2 VOC, Ppm 1 Hour(s)	Unit CT2 O2, Dry, Pct 1 Hour(s)	Unit CT2 HI, MBtuPerHr 1 Hour(s)	> Limit Unit CT2 VOC, Ppmvdc 1 Hour(s)	> Limit Unit CT2 VOC, LbPerHr 1 Hour(s)	Unit CT2 UnitOn, TF 1 Hour(s)	Unit CT2 NormalOp, TF 1 Hour(s)	Unit CT2 DBOn, TF 1 Hour(s)
06/02/2019 00:00	0.0	0.0	0.0	0.0	0.0	0	0	0
06/02/2019 01:00	0.0	0.0	0.0	0.0	0.0	0	0	0
06/02/2019 02:00	0.0	0.0	0.0	0.0	0.0	0	0	0
06/02/2019 03:00	0.0	0.0	0.0	0.0	0.0	0	0	0
06/02/2019 04:00	0.0	0.0	0.0	0.0	0.0	0	0	0
06/02/2019 05:00	0.0	0.0	0.0	0.0	0.0	0	0	0
06/02/2019 06:00	0.0	0.0	0.0	0.0	0.0	0	0	0
06/02/2019 07:00	0.0	0.0	0.0	0.0	0.0	0	0	0
06/02/2019 08:00	0.0	0.0	0.0	0.0	0.0	0	0	0
06/02/2019 09:00	0.0	0.0	0.0	0.0	0.0	0	0	0
06/02/2019 10:00	0.0	0.0	0.0	0.0	0.0	0	0	0
06/02/2019 11:00	0.0	0.0	0.0	0.0	0.0	0	0	0
06/02/2019 12:00	0.0	0.0	0.0	0.0	0.0	0	0	0
06/02/2019 13:00	0.0	0.0	0.0	0.0	0.0	0	0	0
06/02/2019 14:00	0.0	0.0	0.0	0.0	0.0	0	0	0
06/02/2019 15:00	0.0	0.0	0.0	0.0	0.0	0	0	0
06/02/2019 16:00	0.0	0.0	0.0	0.0	0.0	0	0	0
06/02/2019 17:00	0.0	0.0	0.0	0.0	0.0	0	0	0
06/02/2019 18:00	0.0	0.0	0.0	0.0	0.0	0	0	0
06/02/2019 19:00	0.0	0.0	0.0	0.0	0.0	0	0	0
06/02/2019 20:00	0.0	0.0	0.0	0.0	0.0	0	0	0
06/02/2019 21:00	0.0	0.0	0.0	0.0	0.0	0	0	0
06/02/2019 22:00	0.0	0.0	0.0	0.0	0.0	0	0	0
06/02/2019 23:00	0.0	0.0	0.0	0.0	0.0	0	0	0
Average/Sum#:	0.0	0.0	0.0	0.0	0.0	0 #	0 #	0 #
Minimum:	0.0	0.0	0.0	0.0	0.0	0	0	0
Maximum:	0.0	0.0	0.0	0.0	0.0	0	0	0
%SI	100.00	100.00	100.00	100.00	100.00	0.00	0.00	0.00

# Daily Summary Report

## CT2 - VOC



From: 04/01/2019 00:00 To: 06/30/2019 23:59 Facility Name: COLUSA GENERATING STATION  
 Generated: 07/03/2019 08:20 Location: Maxwell, CA

Red = Invalid or Excluded Data | Green = Edited Status | Blue = Edited Value | \* = Excess Emission

Const. Value/Limit Tag:

	Unit CT2 VOC, Ppm 1 Hour(s)	Unit CT2 O2, Dry, Pct 1 Hour(s)	Unit CT2 HI, MBtuPerHr 1 Hour(s)	> Limit Unit CT2 VOC, Ppmvdc 1 Hour(s)	> Limit Unit CT2 VOC, LbPerHr 1 Hour(s)	Unit CT2 UnitOn, TF 1 Hour(s)	Unit CT2 NormalOp, TF 1 Hour(s)	Unit CT2 DBOn, TF 1 Hour(s)
06/03/2019 00:00	0.0	0.0	0.0	0.0	0.0	0	0	0
06/03/2019 01:00	0.0	0.0	0.0	0.0	0.0	0	0	0
06/03/2019 02:00	0.0	0.0	0.0	0.0	0.0	0	0	0
06/03/2019 03:00	0.0	0.0	0.0	0.0	0.0	0	0	0
06/03/2019 04:00	0.0	0.0	0.0	0.0	0.0	0	0	0
06/03/2019 05:00	0.0	0.0	0.0	0.0	0.0	0	0	0
06/03/2019 06:00	0.0	0.0	0.0	0.0	0.0	0	0	0
06/03/2019 07:00	0.0	0.0	0.0	0.0	0.0	0	0	0
06/03/2019 08:00	0.0	0.0	0.0	0.0	0.0	0	0	0
06/03/2019 09:00	0.0	0.0	0.0	0.0	0.0	0	0	0
06/03/2019 10:00	0.0	0.0	0.0	0.0	0.0	0	0	0
06/03/2019 11:00	0.0	0.0	0.0	0.0	0.0	0	0	0
06/03/2019 12:00	0.0	0.0	0.0	0.0	0.0	0	0	0
06/03/2019 13:00	0.0	0.0	0.0	0.0	0.0	0	0	0
06/03/2019 14:00	0.0	0.0	0.0	0.0	0.0	0	0	0
06/03/2019 15:00	0.0	0.0	0.0	0.0	0.0	0	0	0
06/03/2019 16:00	0.0	0.0	0.0	0.0	0.0	0	0	0
06/03/2019 17:00	0.0	0.0	0.0	0.0	0.0	0	0	0
06/03/2019 18:00	0.0	0.0	0.0	0.0	0.0	0	0	0
06/03/2019 19:00	0.0	0.0	0.0	0.0	0.0	0	0	0
06/03/2019 20:00	0.0	0.0	0.0	0.0	0.0	0	0	0
06/03/2019 21:00	0.0	0.0	0.0	0.0	0.0	0	0	0
06/03/2019 22:00	0.0	0.0	0.0	0.0	0.0	0	0	0
06/03/2019 23:00	0.0	0.0	0.0	0.0	0.0	0	0	0
Average/Sum#:	0.0	0.0	0.0	0.0	0.0	0 #	0 #	0 #
Minimum:	0.0	0.0	0.0	0.0	0.0	0	0	0
Maximum:	0.0	0.0	0.0	0.0	0.0	0	0	0
%SI	100.00	100.00	100.00	100.00	100.00	0.00	0.00	0.00

# Daily Summary Report

## CT2 - VOC



From: 04/01/2019 00:00 To: 06/30/2019 23:59 Facility Name: COLUSA GENERATING STATION  
 Generated: 07/03/2019 08:20 Location: Maxwell, CA

Red = Invalid or Excluded Data | Green = Edited Status | Blue = Edited Value | \* = Excess Emission

Const. Value/Limit Tag:

	Unit CT2 VOC, Ppm 1 Hour(s)	Unit CT2 O2, Dry, Pct 1 Hour(s)	Unit CT2 HI, MBtuPerHr 1 Hour(s)	> Limit Unit CT2 VOC, Ppmvdc 1 Hour(s)	> Limit Unit CT2 VOC, LbPerHr 1 Hour(s)	Unit CT2 UnitOn, TF 1 Hour(s)	Unit CT2 NormalOp, TF 1 Hour(s)	Unit CT2 DBOn, TF 1 Hour(s)
06/04/2019 00:00	0.0	0.0	0.0	0.0	0.0	0	0	0
06/04/2019 01:00	0.0	0.0	0.0	0.0	0.0	0	0	0
06/04/2019 02:00	0.0	0.0	0.0	0.0	0.0	0	0	0
06/04/2019 03:00	0.0	0.0	0.0	0.0	0.0	0	0	0
06/04/2019 04:00	0.0	0.0	0.0	0.0	0.0	0	0	0
06/04/2019 05:00	0.0	0.0	0.0	0.0	0.0	0	0	0
06/04/2019 06:00	0.0	0.0	0.0	0.0	0.0	0	0	0
06/04/2019 07:00	0.0	0.0	0.0	0.0	0.0	0	0	0
06/04/2019 08:00	0.0	0.0	0.0	0.0	0.0	0	0	0
06/04/2019 09:00	0.0	0.0	0.0	0.0	0.0	0	0	0
06/04/2019 10:00	0.0	0.0	0.0	0.0	0.0	0	0	0
06/04/2019 11:00	0.0	0.0	0.0	0.0	0.0	0	0	0
06/04/2019 12:00	0.0	0.0	0.0	0.0	0.0	0	0	0
06/04/2019 13:00	0.0	0.0	0.0	0.0	0.0	0	0	0
06/04/2019 14:00	0.0	0.0	0.0	0.0	0.0	0	0	0
06/04/2019 15:00	0.0	0.0	0.0	0.0	0.0	0	0	0
06/04/2019 16:00	0.0	0.0	0.0	0.0	0.0	0	0	0
06/04/2019 17:00	0.0	0.0	0.0	0.0	0.0	0	0	0
06/04/2019 18:00	0.0	0.0	0.0	0.0	0.0	0	0	0
06/04/2019 19:00	0.0	0.0	0.0	0.0	0.0	0	0	0
06/04/2019 20:00	0.0	0.0	0.0	0.0	0.0	0	0	0
06/04/2019 21:00	0.0	0.0	0.0	0.0	0.0	0	0	0
06/04/2019 22:00	0.0	0.0	0.0	0.0	0.0	0	0	0
06/04/2019 23:00	0.0	0.0	0.0	0.0	0.0	0	0	0
Average/Sum#:	0.0	0.0	0.0	0.0	0.0	0 #	0 #	0 #
Minimum:	0.0	0.0	0.0	0.0	0.0	0	0	0
Maximum:	0.0	0.0	0.0	0.0	0.0	0	0	0
%SI	100.00	100.00	100.00	100.00	100.00	0.00	0.00	0.00

# Daily Summary Report

## CT2 - VOC



From: 04/01/2019 00:00 To: 06/30/2019 23:59 Facility Name: COLUSA GENERATING STATION  
 Generated: 07/03/2019 08:20 Location: Maxwell, CA

Red = Invalid or Excluded Data | Green = Edited Status | Blue = Edited Value | \* = Excess Emission

Const. Value/Limit Tag:

	Unit CT2 VOC, Ppm 1 Hour(s)	Unit CT2 O2, Dry, Pct 1 Hour(s)	Unit CT2 HI, MBtuPerHr 1 Hour(s)	> Limit Unit CT2 VOC, Ppmvdc 1 Hour(s)	> Limit Unit CT2 VOC, LbPerHr 1 Hour(s)	Unit CT2 UnitOn, TF 1 Hour(s)	Unit CT2 NormalOp, TF 1 Hour(s)	Unit CT2 DBOn, TF 1 Hour(s)
06/05/2019 00:00	0.0	0.0	0.0	0.0	0.0	0	0	0
06/05/2019 01:00	0.0	0.0	0.0	0.0	0.0	0	0	0
06/05/2019 02:00	0.0	0.0	0.0	0.0	0.0	0	0	0
06/05/2019 03:00	0.0	0.0	0.0	0.0	0.0	0	0	0
06/05/2019 04:00	0.0	0.0	0.0	0.0	0.0	0	0	0
06/05/2019 05:00	0.0	0.0	0.0	0.0	0.0	0	0	0
06/05/2019 06:00	0.0	0.0	0.0	0.0	0.0	0	0	0
06/05/2019 07:00	0.0	0.0	0.0	0.0	0.0	0	0	0
06/05/2019 08:00	0.0	17.6	437.9	0.0	0.1	1	0	0
06/05/2019 09:00	0.0	17.1	515.4	0.0	0.2	1	0	0
06/05/2019 10:00	0.0	16.4	640.2	0.0	0.2	1	0	0
06/05/2019 11:00	0.0	16.7	707.5	0.0	0.2	1	0	0
06/05/2019 12:00	0.0	14.0	1,376.6	0.0	0.4	1	0	0
06/05/2019 13:00	0.6	14.0	1,367.7	0.6	0.4	1	1	0
06/05/2019 14:00	0.5	13.9	1,522.3	0.5	0.5	1	1	0
06/05/2019 15:00	0.5	13.9	1,479.0	0.5	0.4	1	1	0
06/05/2019 16:00	0.5	13.8	1,654.8	0.5	0.5	1	1	0
06/05/2019 17:00	0.5	13.8	1,674.3	0.5	0.5	1	1	0
06/05/2019 18:00	0.5	13.8	1,671.0	0.5	0.5	1	1	0
06/05/2019 19:00	0.5	13.8	1,679.0	0.5	0.5	1	1	0
06/05/2019 20:00	0.5	13.8	1,655.2	0.5	0.5	1	1	0
06/05/2019 21:00	0.0	15.7	606.2	0.0	0.2	1	0	0
06/05/2019 22:00	0.0	0.0	0.0	0.0	0.0	0	0	0
06/05/2019 23:00	0.0	0.0	0.0	0.0	0.0	0	0	0
<b>Average/Sum#:</b>	0.3	14.9	1,213.4	0.3	0.4	14 #	8 #	0 #
<b>Minimum:</b>	0.0	13.8	437.9	0.0	0.1	0	0	0
<b>Maximum:</b>	0.6	17.6	1,679.0	0.6	0.5	1	1	0
<b>%SI</b>	41.67	41.67	41.67	41.67	41.67	0.00	0.00	0.00

# Daily Summary Report

## CT2 - VOC



From: 04/01/2019 00:00 To: 06/30/2019 23:59 Facility Name: COLUSA GENERATING STATION  
 Generated: 07/03/2019 08:20 Location: Maxwell, CA

Red = Invalid or Excluded Data | Green = Edited Status | Blue = Edited Value | \* = Excess Emission

Const. Value/Limit Tag:

	Unit CT2 VOC, Ppm 1 Hour(s)	Unit CT2 O2, Dry, Pct 1 Hour(s)	Unit CT2 HI, MBtuPerHr 1 Hour(s)	> Limit Unit CT2 VOC, Ppmvdc 1 Hour(s)	> Limit Unit CT2 VOC, LbPerHr 1 Hour(s)	Unit CT2 UnitOn, TF 1 Hour(s)	Unit CT2 NormalOp, TF 1 Hour(s)	Unit CT2 DBOn, TF 1 Hour(s)
06/06/2019 00:00	0.0	0.0	0.0	0.0	0.0	0	0	0
06/06/2019 01:00	0.0	0.0	0.0	0.0	0.0	0	0	0
06/06/2019 02:00	0.0	0.0	0.0	0.0	0.0	0	0	0
06/06/2019 03:00	0.0	0.0	0.0	0.0	0.0	0	0	0
06/06/2019 04:00	0.0	0.0	0.0	0.0	0.0	0	0	0
06/06/2019 05:00	0.0	0.0	0.0	0.0	0.0	0	0	0
06/06/2019 06:00	0.0	0.0	0.0	0.0	0.0	0	0	0
06/06/2019 07:00	0.0	0.0	0.0	0.0	0.0	0	0	0
06/06/2019 08:00	0.0	0.0	0.0	0.0	0.0	0	0	0
06/06/2019 09:00	0.0	0.0	0.0	0.0	0.0	0	0	0
06/06/2019 10:00	0.0	0.0	0.0	0.0	0.0	0	0	0
06/06/2019 11:00	0.0	0.0	0.0	0.0	0.0	0	0	0
06/06/2019 12:00	0.0	0.0	0.0	0.0	0.0	0	0	0
06/06/2019 13:00	0.0	0.0	0.0	0.0	0.0	0	0	0
06/06/2019 14:00	0.0	0.0	0.0	0.0	0.0	0	0	0
06/06/2019 15:00	0.0	0.0	0.0	0.0	0.0	0	0	0
06/06/2019 16:00	0.0	0.0	0.0	0.0	0.0	0	0	0
06/06/2019 17:00	0.0	0.0	0.0	0.0	0.0	0	0	0
06/06/2019 18:00	0.0	0.0	0.0	0.0	0.0	0	0	0
06/06/2019 19:00	0.0	0.0	0.0	0.0	0.0	0	0	0
06/06/2019 20:00	0.0	0.0	0.0	0.0	0.0	0	0	0
06/06/2019 21:00	0.0	0.0	0.0	0.0	0.0	0	0	0
06/06/2019 22:00	0.0	0.0	0.0	0.0	0.0	0	0	0
06/06/2019 23:00	0.0	0.0	0.0	0.0	0.0	0	0	0
Average/Sum#:	0.0	0.0	0.0	0.0	0.0	0 #	0 #	0 #
Minimum:	0.0	0.0	0.0	0.0	0.0	0	0	0
Maximum:	0.0	0.0	0.0	0.0	0.0	0	0	0
%SI	100.00	100.00	100.00	100.00	100.00	0.00	0.00	0.00



# Daily Summary Report

## CT2 - VOC



From: 04/01/2019 00:00 To: 06/30/2019 23:59 Facility Name: COLUSA GENERATING STATION  
 Generated: 07/03/2019 08:20 Location: Maxwell, CA

Red = Invalid or Excluded Data | Green = Edited Status | Blue = Edited Value | \* = Excess Emission

Const. Value/Limit Tag:

	Unit CT2 VOC, Ppm 1 Hour(s)	Unit CT2 O2, Dry, Pct 1 Hour(s)	Unit CT2 HI, MBtuPerHr 1 Hour(s)	> Limit Unit CT2 VOC, Ppmvdc 1 Hour(s)	> Limit Unit CT2 VOC, LbPerHr 1 Hour(s)	Unit CT2 UnitOn, TF 1 Hour(s)	Unit CT2 NormalOp, TF 1 Hour(s)	Unit CT2 DBOn, TF 1 Hour(s)
06/07/2019 00:00	0.0	0.0	0.0	0.0	0.0	0	0	0
06/07/2019 01:00	0.0	0.0	0.0	0.0	0.0	0	0	0
06/07/2019 02:00	0.0	0.0	0.0	0.0	0.0	0	0	0
06/07/2019 03:00	0.0	0.0	0.0	0.0	0.0	0	0	0
06/07/2019 04:00	0.0	0.0	0.0	0.0	0.0	0	0	0
06/07/2019 05:00	0.0	0.0	0.0	0.0	0.0	0	0	0
06/07/2019 06:00	0.0	0.0	0.0	0.0	0.0	0	0	0
06/07/2019 07:00	0.0	0.0	0.0	0.0	0.0	0	0	0
06/07/2019 08:00	0.0	0.0	0.0	0.0	0.0	0	0	0
06/07/2019 09:00	0.0	0.0	0.0	0.0	0.0	0	0	0
06/07/2019 10:00	0.0	0.0	0.0	0.0	0.0	0	0	0
06/07/2019 11:00	0.0	0.0	0.0	0.0	0.0	0	0	0
06/07/2019 12:00	0.0	0.0	0.0	0.0	0.0	0	0	0
06/07/2019 13:00	0.0	0.0	0.0	0.0	0.0	0	0	0
06/07/2019 14:00	0.0	0.0	0.0	0.0	0.0	0	0	0
06/07/2019 15:00	0.0	0.0	0.0	0.0	0.0	0	0	0
06/07/2019 16:00	0.0	0.0	0.0	0.0	0.0	0	0	0
06/07/2019 17:00	0.0	0.0	0.0	0.0	0.0	0	0	0
06/07/2019 18:00	0.0	0.0	0.0	0.0	0.0	0	0	0
06/07/2019 19:00	0.0	0.0	0.0	0.0	0.0	0	0	0
06/07/2019 20:00	0.0	0.0	0.0	0.0	0.0	0	0	0
06/07/2019 21:00	0.0	0.0	0.0	0.0	0.0	0	0	0
06/07/2019 22:00	0.0	0.0	0.0	0.0	0.0	0	0	0
06/07/2019 23:00	0.0	0.0	0.0	0.0	0.0	0	0	0
Average/Sum#:	0.0	0.0	0.0	0.0	0.0	0 #	0 #	0 #
Minimum:	0.0	0.0	0.0	0.0	0.0	0	0	0
Maximum:	0.0	0.0	0.0	0.0	0.0	0	0	0
%SI	100.00	100.00	100.00	100.00	100.00	0.00	0.00	0.00

# Daily Summary Report

## CT2 - VOC



From: 04/01/2019 00:00 To: 06/30/2019 23:59 Facility Name: COLUSA GENERATING STATION  
 Generated: 07/03/2019 08:20 Location: Maxwell, CA

Red = Invalid or Excluded Data | Green = Edited Status | Blue = Edited Value | \* = Excess Emission

Const. Value/Limit Tag:

	Unit CT2 VOC, Ppm 1 Hour(s)	Unit CT2 O2, Dry, Pct 1 Hour(s)	Unit CT2 HI, MBtuPerHr 1 Hour(s)	> Limit Unit CT2 VOC, Ppmvdc 1 Hour(s)	> Limit Unit CT2 VOC, LbPerHr 1 Hour(s)	Unit CT2 UnitOn, TF 1 Hour(s)	Unit CT2 NormalOp, TF 1 Hour(s)	Unit CT2 DBOn, TF 1 Hour(s)
06/08/2019 00:00	0.0	0.0	0.0	0.0	0.0	0	0	0
06/08/2019 01:00	0.0	0.0	0.0	0.0	0.0	0	0	0
06/08/2019 02:00	0.0	0.0	0.0	0.0	0.0	0	0	0
06/08/2019 03:00	0.0	0.0	0.0	0.0	0.0	0	0	0
06/08/2019 04:00	0.0	0.0	0.0	0.0	0.0	0	0	0
06/08/2019 05:00	0.0	0.0	0.0	0.0	0.0	0	0	0
06/08/2019 06:00	0.0	0.0	0.0	0.0	0.0	0	0	0
06/08/2019 07:00	0.0	0.0	0.0	0.0	0.0	0	0	0
06/08/2019 08:00	0.0	0.0	0.0	0.0	0.0	0	0	0
06/08/2019 09:00	0.0	0.0	0.0	0.0	0.0	0	0	0
06/08/2019 10:00	0.0	0.0	0.0	0.0	0.0	0	0	0
06/08/2019 11:00	0.0	0.0	0.0	0.0	0.0	0	0	0
06/08/2019 12:00	0.0	0.0	0.0	0.0	0.0	0	0	0
06/08/2019 13:00	0.0	17.5	464.5	0.0	0.1	1	0	0
06/08/2019 14:00	0.0	17.1	514.1	0.0	0.2	1	0	0
06/08/2019 15:00	0.0	15.0	1,040.0	0.0	0.3	1	0	0
06/08/2019 16:00	0.6	14.0	1,375.5	0.6	0.4	1	1	0
06/08/2019 17:00	0.1	13.3	1,887.6	0.2	0.6	1	1	1
06/08/2019 18:00	0.1	12.1	2,152.5	0.2	0.6	1	1	1
06/08/2019 19:00	0.1	12.6	2,035.5	0.2	0.6	1	1	1
06/08/2019 20:00	0.1	12.9	1,952.7	0.2	0.6	1	1	1
06/08/2019 21:00	0.5	14.0	1,366.6	0.5	0.4	1	1	0
06/08/2019 22:00	0.0	16.3	431.4	0.0	0.1	1	0	0
06/08/2019 23:00	0.0	0.0	0.0	0.0	0.0	0	0	0
<b>Average/Sum#:</b>	0.2	14.5	1,322.0	0.2	0.4	10 #	6 #	4 #
<b>Minimum:</b>	0.0	12.1	431.4	0.0	0.1	0	0	0
<b>Maximum:</b>	0.6	17.5	2,152.5	0.6	0.6	1	1	1
<b>%SI</b>	58.33	58.33	58.33	58.33	58.33	0.00	0.00	0.00

# Daily Summary Report

## CT2 - VOC



From: 04/01/2019 00:00 To: 06/30/2019 23:59 Facility Name: COLUSA GENERATING STATION  
 Generated: 07/03/2019 08:20 Location: Maxwell, CA

Red = Invalid or Excluded Data | Green = Edited Status | Blue = Edited Value | \* = Excess Emission

Const. Value/Limit Tag:

	Unit CT2 VOC, Ppm 1 Hour(s)	Unit CT2 O2, Dry, Pct 1 Hour(s)	Unit CT2 HI, MBtuPerHr 1 Hour(s)	> Limit Unit CT2 VOC, Ppmvdc 1 Hour(s)	> Limit Unit CT2 VOC, LbPerHr 1 Hour(s)	Unit CT2 UnitOn, TF 1 Hour(s)	Unit CT2 NormalOp, TF 1 Hour(s)	Unit CT2 DBOn, TF 1 Hour(s)
06/09/2019 00:00	0.0	0.0	0.0	0.0	0.0	0	0	0
06/09/2019 01:00	0.0	0.0	0.0	0.0	0.0	0	0	0
06/09/2019 02:00	0.0	0.0	0.0	0.0	0.0	0	0	0
06/09/2019 03:00	0.0	0.0	0.0	0.0	0.0	0	0	0
06/09/2019 04:00	0.0	0.0	0.0	0.0	0.0	0	0	0
06/09/2019 05:00	0.0	0.0	0.0	0.0	0.0	0	0	0
06/09/2019 06:00	0.0	0.0	0.0	0.0	0.0	0	0	0
06/09/2019 07:00	0.0	0.0	0.0	0.0	0.0	0	0	0
06/09/2019 08:00	0.0	0.0	0.0	0.0	0.0	0	0	0
06/09/2019 09:00	0.0	0.0	0.0	0.0	0.0	0	0	0
06/09/2019 10:00	0.0	17.6	452.0	0.0	0.1	1	0	0
06/09/2019 11:00	0.0	17.1	529.3	0.0	0.2	1	0	0
06/09/2019 12:00	0.0	14.6	1,142.5	0.0	0.3	1	0	0
06/09/2019 13:00	0.6	14.1	1,394.6	0.6	0.4	1	1	0
06/09/2019 14:00	0.5	14.0	1,398.8	0.5	0.4	1	1	0
06/09/2019 15:00	0.5	14.0	1,589.9	0.5	0.5	1	1	0
06/09/2019 16:00	0.5	13.8	1,638.5	0.5	0.5	1	1	0
06/09/2019 17:00	0.4	13.8	1,702.9	0.4	0.5	1	1	0
06/09/2019 18:00	0.1	13.2	1,790.2	0.2	0.5	1	1	1
06/09/2019 19:00	0.2	12.5	2,004.0	0.4	0.6	1	1	1
06/09/2019 20:00	0.4	11.8	2,185.9	0.5	0.7	1	1	1
06/09/2019 21:00	0.4	11.8	2,181.5	0.5	0.7	1	1	1
06/09/2019 22:00	0.2	12.2	2,090.3	0.4	0.6	1	1	1
06/09/2019 23:00	0.5	13.6	1,724.4	0.5	0.5	1	1	1
<b>Average/Sum#:</b>	0.3	13.9	1,558.9	0.4	0.5	14 #	11 #	6 #
<b>Minimum:</b>	0.0	11.8	452.0	0.0	0.1	0	0	0
<b>Maximum:</b>	0.6	17.6	2,185.9	0.6	0.7	1	1	1
<b>%SI</b>	41.67	41.67	41.67	41.67	41.67	0.00	0.00	0.00

# Daily Summary Report

## CT2 - VOC



From: 04/01/2019 00:00 To: 06/30/2019 23:59 Facility Name: COLUSA GENERATING STATION  
 Generated: 07/03/2019 08:20 Location: Maxwell, CA

Red = Invalid or Excluded Data | Green = Edited Status | Blue = Edited Value | \* = Excess Emission

Const. Value/Limit Tag:

	Unit CT2 VOC, Ppm 1 Hour(s)	Unit CT2 O2, Dry, Pct 1 Hour(s)	Unit CT2 HI, MBtuPerHr 1 Hour(s)	> Limit Unit CT2 VOC, Ppmvdc 1 Hour(s)	> Limit Unit CT2 VOC, LbPerHr 1 Hour(s)	Unit CT2 UnitOn, TF 1 Hour(s)	Unit CT2 NormalOp, TF 1 Hour(s)	Unit CT2 DBOn, TF 1 Hour(s)
06/10/2019 00:00	0.0	15.0	979.5	0.0	0.3	1	0	0
06/10/2019 01:00	0.0	0.0	0.0	0.0	0.0	0	0	0
06/10/2019 02:00	0.0	0.0	0.0	0.0	0.0	0	0	0
06/10/2019 03:00	0.0	0.0	0.0	0.0	0.0	0	0	0
06/10/2019 04:00	0.0	0.0	0.0	0.0	0.0	0	0	0
06/10/2019 05:00	0.0	0.0	0.0	0.0	0.0	0	0	0
06/10/2019 06:00	0.0	0.0	0.0	0.0	0.0	0	0	0
06/10/2019 07:00	0.0	16.0	737.9	0.0	0.2	1	0	0
06/10/2019 08:00	0.5	13.9	1,400.0	0.5	0.4	1	1	0
06/10/2019 09:00	0.5	14.0	1,399.9	0.5	0.4	1	1	0
06/10/2019 10:00	0.5	13.9	1,551.4	0.5	0.5	1	1	0
06/10/2019 11:00	0.5	14.0	1,461.2	0.5	0.4	1	1	0
06/10/2019 12:00	0.4	13.9	1,634.8	0.4	0.5	1	1	0
06/10/2019 13:00	0.3	13.7	1,683.6	0.4	0.5	1	1	0
06/10/2019 14:00	0.2	13.4	1,755.7	0.4	0.5	1	1	1
06/10/2019 15:00	-0.1	12.0	2,102.7	0.2	0.6	1	1	1
06/10/2019 16:00	-0.1	12.1	2,060.3	0.2	0.6	1	1	1
06/10/2019 17:00	-0.1	12.1	2,061.9	0.2	0.6	1	1	1
06/10/2019 18:00	-0.1	12.2	2,058.8	0.2	0.6	1	1	1
06/10/2019 19:00	-0.1	12.5	1,995.3	0.1	0.6	1	1	1
06/10/2019 20:00	0.1	12.3	2,025.5	0.2	0.6	1	1	1
06/10/2019 21:00	0.2	11.9	2,127.7	0.4	0.6	1	1	1
06/10/2019 22:00	0.4	11.8	2,147.0	0.5	0.6	1	1	1
06/10/2019 23:00	0.4	11.9	2,132.0	0.5	0.6	1	1	1
<b>Average/Sum#:</b>	0.2	13.1	1,739.7	0.3	0.5	18 #	16 #	10 #
<b>Minimum:</b>	-0.1	11.8	737.9	0.0	0.2	0	0	0
<b>Maximum:</b>	0.5	16.0	2,147.0	0.5	0.6	1	1	1
<b>%SI</b>	25.00	25.00	25.00	25.00	25.00	0.00	0.00	0.00

# Daily Summary Report

## CT2 - VOC



From: 04/01/2019 00:00 To: 06/30/2019 23:59 Facility Name: COLUSA GENERATING STATION  
 Generated: 07/03/2019 08:20 Location: Maxwell, CA

Red = Invalid or Excluded Data | Green = Edited Status | Blue = Edited Value | \* = Excess Emission

Const. Value/Limit Tag:

	Unit CT2 VOC, Ppm 1 Hour(s)	Unit CT2 O2, Dry, Pct 1 Hour(s)	Unit CT2 HI, MBtuPerHr 1 Hour(s)	> Limit Unit CT2 VOC, Ppmvdc 1 Hour(s)	> Limit Unit CT2 VOC, LbPerHr 1 Hour(s)	Unit CT2 UnitOn, TF 1 Hour(s)	Unit CT2 NormalOp, TF 1 Hour(s)	Unit CT2 DBOn, TF 1 Hour(s)
06/11/2019 00:00	0.4	11.9	2,161.0	0.5	0.6	1	1	1
06/11/2019 01:00	0.5	13.5	1,635.9	0.5	0.5	1	1	1
06/11/2019 02:00	0.5	13.9	1,376.9	0.5	0.4	1	1	0
06/11/2019 03:00	0.5	13.9	1,562.0	0.5	0.5	1	1	0
06/11/2019 04:00	0.5	14.0	1,470.2	0.5	0.4	1	1	0
06/11/2019 05:00	0.5	14.0	1,382.9	0.5	0.4	1	1	0
06/11/2019 06:00	0.4	13.9	1,671.1	0.4	0.5	1	1	0
06/11/2019 07:00	0.5	13.9	1,582.5	0.5	0.5	1	1	0
06/11/2019 08:00	0.5	13.9	1,485.3	0.5	0.4	1	1	0
06/11/2019 09:00	0.5	14.0	1,372.9	0.5	0.4	1	1	0
06/11/2019 10:00	0.4	13.7	1,667.1	0.4	0.5	1	1	0
06/11/2019 11:00	0.2	13.4	1,757.3	0.4	0.5	1	1	1
06/11/2019 12:00	0.1	12.4	2,008.4	0.2	0.6	1	1	1
06/11/2019 13:00	0.0	14.4	1,027.0	0.0	0.3	1	0	1
06/11/2019 14:00	0.0	0.0	0.0	0.0	0.0	0	0	0
06/11/2019 15:00	0.0	17.8	416.2	0.0	0.1	1	0	0
06/11/2019 16:00	0.0	14.6	1,100.5	0.0	0.3	1	0	0
06/11/2019 17:00	0.5	13.8	1,575.4	0.5	0.5	1	1	0
06/11/2019 18:00	0.5	13.9	1,457.5	0.5	0.4	1	1	0
06/11/2019 19:00	0.4	13.7	1,647.0	0.4	0.5	1	1	1
06/11/2019 20:00	0.1	12.8	1,886.5	0.2	0.6	1	1	1
06/11/2019 21:00	0.2	12.3	2,031.8	0.4	0.6	1	1	1
06/11/2019 22:00	0.4	12.0	2,100.1	0.5	0.6	1	1	1
06/11/2019 23:00	0.4	11.9	2,126.6	0.5	0.6	1	1	1
<b>Average/Sum#:</b>	0.3	13.6	1,587.0	0.4	0.5	23 #	20 #	10 #
<b>Minimum:</b>	0.0	11.9	416.2	0.0	0.1	0	0	0
<b>Maximum:</b>	0.5	17.8	2,161.0	0.5	0.6	1	1	1
<b>%SI</b>	4.17	4.17	4.17	4.17	4.17	0.00	0.00	0.00

# Daily Summary Report

## CT2 - VOC



From: 04/01/2019 00:00 To: 06/30/2019 23:59 Facility Name: COLUSA GENERATING STATION  
 Generated: 07/03/2019 08:20 Location: Maxwell, CA

Red = Invalid or Excluded Data | Green = Edited Status | Blue = Edited Value | \* = Excess Emission

Const. Value/Limit Tag:

	Unit CT2 VOC, Ppm 1 Hour(s)	Unit CT2 O2, Dry, Pct 1 Hour(s)	Unit CT2 HI, MBtuPerHr 1 Hour(s)	> Limit Unit CT2 VOC, Ppmvdc 1 Hour(s)	> Limit Unit CT2 VOC, LbPerHr 1 Hour(s)	Unit CT2 UnitOn, TF 1 Hour(s)	Unit CT2 NormalOp, TF 1 Hour(s)	Unit CT2 DBOn, TF 1 Hour(s)
06/12/2019 00:00	0.5	13.5	1,521.0	0.5	0.5	1	1	1
06/12/2019 01:00	0.5	14.0	1,291.9	0.5	0.4	1	1	0
06/12/2019 02:00	0.5	13.9	1,280.9	0.5	0.4	1	1	0
06/12/2019 03:00	0.5	14.0	1,280.4	0.5	0.4	1	1	0
06/12/2019 04:00	0.5	14.0	1,294.5	0.5	0.4	1	1	0
06/12/2019 05:00	0.5	14.0	1,327.9	0.5	0.4	1	1	0
06/12/2019 06:00	0.4	13.9	1,429.4	0.4	0.4	1	1	0
06/12/2019 07:00	0.4	13.8	1,531.4	0.4	0.5	1	1	0
06/12/2019 08:00	0.4	13.9	1,361.6	0.4	0.4	1	1	0
06/12/2019 09:00	0.4	13.9	1,340.1	0.4	0.4	1	1	0
06/12/2019 10:00	0.4	13.9	1,456.0	0.4	0.4	1	1	0
06/12/2019 11:00	0.1	13.3	1,737.9	0.2	0.5	1	1	1
06/12/2019 12:00	0.1	12.3	2,018.2	0.2	0.6	1	1	1
06/12/2019 13:00	0.4	11.7	2,131.0	0.5	0.6	1	1	1
06/12/2019 14:00	0.4	11.8	2,110.4	0.5	0.6	1	1	1
06/12/2019 15:00	0.4	11.9	2,084.6	0.5	0.6	1	1	1
06/12/2019 16:00	0.4	11.6	2,131.3	0.5	0.6	1	1	1
06/12/2019 17:00	0.4	11.6	2,138.1	0.5	0.6	1	1	1
06/12/2019 18:00	0.4	11.8	2,077.7	0.5	0.6	1	1	1
06/12/2019 19:00	0.4	11.9	2,066.9	0.5	0.6	1	1	1
06/12/2019 20:00	0.4	11.6	2,131.8	0.5	0.6	1	1	1
06/12/2019 21:00	0.4	11.8	2,123.9	0.5	0.6	1	1	1
06/12/2019 22:00	0.4	11.9	2,121.1	0.5	0.6	1	1	1
06/12/2019 23:00	0.0	14.0	1,232.9	0.0	0.4	1	0	1
<b>Average/Sum#:</b>	0.4	12.9	1,717.5	0.4	0.5	24 #	23 #	14 #
<b>Minimum:</b>	0.0	11.6	1,232.9	0.0	0.4	1	0	0
<b>Maximum:</b>	0.5	14.0	2,138.1	0.5	0.6	1	1	1
<b>%SI</b>	0.00	0.00	0.00	0.00	0.00	0.00	0.00	0.00

# Daily Summary Report

## CT2 - VOC



From: 04/01/2019 00:00 To: 06/30/2019 23:59 Facility Name: COLUSA GENERATING STATION  
 Generated: 07/03/2019 08:20 Location: Maxwell, CA

Red = Invalid or Excluded Data | Green = Edited Status | Blue = Edited Value | \* = Excess Emission

Const. Value/Limit Tag:

	Unit CT2 VOC, Ppm 1 Hour(s)	Unit CT2 O2, Dry, Pct 1 Hour(s)	Unit CT2 HI, MBtuPerHr 1 Hour(s)	> Limit Unit CT2 VOC, Ppmvdc 1 Hour(s)	> Limit Unit CT2 VOC, LbPerHr 1 Hour(s)	Unit CT2 UnitOn, TF 1 Hour(s)	Unit CT2 NormalOp, TF 1 Hour(s)	Unit CT2 DBOn, TF 1 Hour(s)
06/13/2019 00:00	0.0	0.0	0.0	0.0	0.0	0	0	0
06/13/2019 01:00	0.0	0.0	0.0	0.0	0.0	0	0	0
06/13/2019 02:00	0.0	0.0	0.0	0.0	0.0	0	0	0
06/13/2019 03:00	0.0	0.0	0.0	0.0	0.0	0	0	0
06/13/2019 04:00	0.0	0.0	0.0	0.0	0.0	0	0	0
06/13/2019 05:00	0.0	0.0	0.0	0.0	0.0	0	0	0
06/13/2019 06:00	0.0	0.0	0.0	0.0	0.0	0	0	0
06/13/2019 07:00	0.0	18.0	381.0	0.0	0.1	1	0	0
06/13/2019 08:00	0.0	15.7	835.7	0.0	0.3	1	0	0
06/13/2019 09:00	0.5	13.9	1,392.1	0.5	0.4	1	1	0
06/13/2019 10:00	0.5	13.9	1,385.4	0.5	0.4	1	1	0
06/13/2019 11:00	0.5	13.9	1,367.4	0.5	0.4	1	1	0
06/13/2019 12:00	0.4	13.8	1,529.2	0.4	0.5	1	1	0
06/13/2019 13:00	0.4	13.8	1,486.9	0.4	0.4	1	1	0
06/13/2019 14:00	0.5	14.0	1,304.1	0.5	0.4	1	1	0
06/13/2019 15:00	0.5	14.0	1,366.2	0.5	0.4	1	1	0
06/13/2019 16:00	0.5	14.0	1,372.9	0.5	0.4	1	1	0
06/13/2019 17:00	0.5	13.9	1,477.5	0.5	0.4	1	1	0
06/13/2019 18:00	0.1	12.9	1,854.4	0.2	0.6	1	1	1
06/13/2019 19:00	0.2	12.0	2,034.8	0.4	0.6	1	1	1
06/13/2019 20:00	0.4	11.9	2,073.4	0.5	0.6	1	1	1
06/13/2019 21:00	0.0	13.8	1,266.6	0.0	0.4	1	0	1
06/13/2019 22:00	0.0	19.4	0.2	0.0	0.0	1	0	0
06/13/2019 23:00	0.0	0.0	0.0	0.0	0.0	0	0	0
<b>Average/Sum#:</b>	0.3	14.3	1,320.5	0.3	0.4	16 #	12 #	4 #
<b>Minimum:</b>	0.0	11.9	0.2	0.0	0.0	0	0	0
<b>Maximum:</b>	0.5	19.4	2,073.4	0.5	0.6	1	1	1
<b>%SI</b>	33.33	33.33	33.33	33.33	33.33	0.00	0.00	0.00

# Daily Summary Report

## CT2 - VOC



From: 04/01/2019 00:00 To: 06/30/2019 23:59 Facility Name: COLUSA GENERATING STATION  
 Generated: 07/03/2019 08:20 Location: Maxwell, CA

Red = Invalid or Excluded Data | Green = Edited Status | Blue = Edited Value | \* = Excess Emission

Const. Value/Limit Tag:

	Unit CT2 VOC, Ppm 1 Hour(s)	Unit CT2 O2, Dry, Pct 1 Hour(s)	Unit CT2 HI, MBtuPerHr 1 Hour(s)	> Limit Unit CT2 VOC, Ppmvdc 1 Hour(s)	> Limit Unit CT2 VOC, LbPerHr 1 Hour(s)	Unit CT2 UnitOn, TF 1 Hour(s)	Unit CT2 NormalOp, TF 1 Hour(s)	Unit CT2 DBOn, TF 1 Hour(s)
06/14/2019 00:00	0.0	0.0	0.0	0.0	0.0	0	0	0
06/14/2019 01:00	0.0	0.0	0.0	0.0	0.0	0	0	0
06/14/2019 02:00	0.0	0.0	0.0	0.0	0.0	0	0	0
06/14/2019 03:00	0.0	0.0	0.0	0.0	0.0	0	0	0
06/14/2019 04:00	0.0	0.0	0.0	0.0	0.0	0	0	0
06/14/2019 05:00	0.0	0.0	0.0	0.0	0.0	0	0	0
06/14/2019 06:00	0.0	0.0	0.0	0.0	0.0	0	0	0
06/14/2019 07:00	0.0	0.0	0.0	0.0	0.0	0	0	0
06/14/2019 08:00	0.0	0.0	0.0	0.0	0.0	0	0	0
06/14/2019 09:00	0.0	0.0	0.0	0.0	0.0	0	0	0
06/14/2019 10:00	0.0	0.0	0.0	0.0	0.0	0	0	0
06/14/2019 11:00	0.0	0.0	0.0	0.0	0.0	0	0	0
06/14/2019 12:00	0.0	0.0	0.0	0.0	0.0	0	0	0
06/14/2019 13:00	0.0	0.0	0.0	0.0	0.0	0	0	0
06/14/2019 14:00	0.0	0.0	0.0	0.0	0.0	0	0	0
06/14/2019 15:00	0.0	0.0	0.0	0.0	0.0	0	0	0
06/14/2019 16:00	0.0	0.0	0.0	0.0	0.0	0	0	0
06/14/2019 17:00	0.0	0.0	0.0	0.0	0.0	0	0	0
06/14/2019 18:00	0.0	0.0	0.0	0.0	0.0	0	0	0
06/14/2019 19:00	0.0	0.0	0.0	0.0	0.0	0	0	0
06/14/2019 20:00	0.0	0.0	0.0	0.0	0.0	0	0	0
06/14/2019 21:00	0.0	0.0	0.0	0.0	0.0	0	0	0
06/14/2019 22:00	0.0	0.0	0.0	0.0	0.0	0	0	0
06/14/2019 23:00	0.0	0.0	0.0	0.0	0.0	0	0	0
Average/Sum#:	0.0	0.0	0.0	0.0	0.0	0 #	0 #	0 #
Minimum:	0.0	0.0	0.0	0.0	0.0	0	0	0
Maximum:	0.0	0.0	0.0	0.0	0.0	0	0	0
%SI	100.00	100.00	100.00	100.00	100.00	0.00	0.00	0.00



# Daily Summary Report

## CT2 - VOC



From: 04/01/2019 00:00 To: 06/30/2019 23:59 Facility Name: COLUSA GENERATING STATION  
 Generated: 07/03/2019 08:20 Location: Maxwell, CA

Red = Invalid or Excluded Data | Green = Edited Status | Blue = Edited Value | \* = Excess Emission

Const. Value/Limit Tag:

	Unit CT2 VOC, Ppm 1 Hour(s)	Unit CT2 O2, Dry, Pct 1 Hour(s)	Unit CT2 HI, MBtuPerHr 1 Hour(s)	> Limit Unit CT2 VOC, Ppmvdc 1 Hour(s)	> Limit Unit CT2 VOC, LbPerHr 1 Hour(s)	Unit CT2 UnitOn, TF 1 Hour(s)	Unit CT2 NormalOp, TF 1 Hour(s)	Unit CT2 DBOn, TF 1 Hour(s)
06/15/2019 00:00	0.0	0.0	0.0	0.0	0.0	0	0	0
06/15/2019 01:00	0.0	0.0	0.0	0.0	0.0	0	0	0
06/15/2019 02:00	0.0	0.0	0.0	0.0	0.0	0	0	0
06/15/2019 03:00	0.0	0.0	0.0	0.0	0.0	0	0	0
06/15/2019 04:00	0.0	0.0	0.0	0.0	0.0	0	0	0
06/15/2019 05:00	0.0	0.0	0.0	0.0	0.0	0	0	0
06/15/2019 06:00	0.0	0.0	0.0	0.0	0.0	0	0	0
06/15/2019 07:00	0.0	0.0	0.0	0.0	0.0	0	0	0
06/15/2019 08:00	0.0	0.0	0.0	0.0	0.0	0	0	0
06/15/2019 09:00	0.0	0.0	0.0	0.0	0.0	0	0	0
06/15/2019 10:00	0.0	0.0	0.0	0.0	0.0	0	0	0
06/15/2019 11:00	0.0	0.0	0.0	0.0	0.0	0	0	0
06/15/2019 12:00	0.0	0.0	0.0	0.0	0.0	0	0	0
06/15/2019 13:00	0.0	0.0	0.0	0.0	0.0	0	0	0
06/15/2019 14:00	0.0	0.0	0.0	0.0	0.0	0	0	0
06/15/2019 15:00	0.0	0.0	0.0	0.0	0.0	0	0	0
06/15/2019 16:00	0.0	0.0	0.0	0.0	0.0	0	0	0
06/15/2019 17:00	0.0	0.0	0.0	0.0	0.0	0	0	0
06/15/2019 18:00	0.0	0.0	0.0	0.0	0.0	0	0	0
06/15/2019 19:00	0.0	0.0	0.0	0.0	0.0	0	0	0
06/15/2019 20:00	0.0	0.0	0.0	0.0	0.0	0	0	0
06/15/2019 21:00	0.0	0.0	0.0	0.0	0.0	0	0	0
06/15/2019 22:00	0.0	0.0	0.0	0.0	0.0	0	0	0
06/15/2019 23:00	0.0	0.0	0.0	0.0	0.0	0	0	0
Average/Sum#:	0.0	0.0	0.0	0.0	0.0	0 #	0 #	0 #
Minimum:	0.0	0.0	0.0	0.0	0.0	0	0	0
Maximum:	0.0	0.0	0.0	0.0	0.0	0	0	0
%SI	100.00	100.00	100.00	100.00	100.00	0.00	0.00	0.00

# Daily Summary Report

## CT2 - VOC



From: 04/01/2019 00:00 To: 06/30/2019 23:59 Facility Name: COLUSA GENERATING STATION  
 Generated: 07/03/2019 08:20 Location: Maxwell, CA

Red = Invalid or Excluded Data | Green = Edited Status | Blue = Edited Value | \* = Excess Emission

Const. Value/Limit Tag:

	Unit CT2 VOC, Ppm 1 Hour(s)	Unit CT2 O2, Dry, Pct 1 Hour(s)	Unit CT2 HI, MBtuPerHr 1 Hour(s)	> Limit Unit CT2 VOC, Ppmvdc 1 Hour(s)	> Limit Unit CT2 VOC, LbPerHr 1 Hour(s)	Unit CT2 UnitOn, TF 1 Hour(s)	Unit CT2 NormalOp, TF 1 Hour(s)	Unit CT2 DBOn, TF 1 Hour(s)
06/16/2019 00:00	0.0	0.0	0.0	0.0	0.0	0	0	0
06/16/2019 01:00	0.0	0.0	0.0	0.0	0.0	0	0	0
06/16/2019 02:00	0.0	0.0	0.0	0.0	0.0	0	0	0
06/16/2019 03:00	0.0	0.0	0.0	0.0	0.0	0	0	0
06/16/2019 04:00	0.0	0.0	0.0	0.0	0.0	0	0	0
06/16/2019 05:00	0.0	0.0	0.0	0.0	0.0	0	0	0
06/16/2019 06:00	0.0	0.0	0.0	0.0	0.0	0	0	0
06/16/2019 07:00	0.0	0.0	0.0	0.0	0.0	0	0	0
06/16/2019 08:00	0.0	0.0	0.0	0.0	0.0	0	0	0
06/16/2019 09:00	0.0	0.0	0.0	0.0	0.0	0	0	0
06/16/2019 10:00	0.0	0.0	0.0	0.0	0.0	0	0	0
06/16/2019 11:00	0.0	0.0	0.0	0.0	0.0	0	0	0
06/16/2019 12:00	0.0	0.0	0.0	0.0	0.0	0	0	0
06/16/2019 13:00	0.0	0.0	0.0	0.0	0.0	0	0	0
06/16/2019 14:00	0.0	0.0	0.0	0.0	0.0	0	0	0
06/16/2019 15:00	0.0	0.0	0.0	0.0	0.0	0	0	0
06/16/2019 16:00	0.0	0.0	0.0	0.0	0.0	0	0	0
06/16/2019 17:00	0.0	0.0	0.0	0.0	0.0	0	0	0
06/16/2019 18:00	0.0	0.0	0.0	0.0	0.0	0	0	0
06/16/2019 19:00	0.0	0.0	0.0	0.0	0.0	0	0	0
06/16/2019 20:00	0.0	0.0	0.0	0.0	0.0	0	0	0
06/16/2019 21:00	0.0	0.0	0.0	0.0	0.0	0	0	0
06/16/2019 22:00	0.0	0.0	0.0	0.0	0.0	0	0	0
06/16/2019 23:00	0.0	0.0	0.0	0.0	0.0	0	0	0
Average/Sum#:	0.0	0.0	0.0	0.0	0.0	0 #	0 #	0 #
Minimum:	0.0	0.0	0.0	0.0	0.0	0	0	0
Maximum:	0.0	0.0	0.0	0.0	0.0	0	0	0
%SI	100.00	100.00	100.00	100.00	100.00	0.00	0.00	0.00

# Daily Summary Report

## CT2 - VOC



From: 04/01/2019 00:00 To: 06/30/2019 23:59 Facility Name: COLUSA GENERATING STATION  
 Generated: 07/03/2019 08:20 Location: Maxwell, CA

Red = Invalid or Excluded Data | Green = Edited Status | Blue = Edited Value | \* = Excess Emission

Const. Value/Limit Tag:

	Unit CT2 VOC, Ppm 1 Hour(s)	Unit CT2 O2, Dry, Pct 1 Hour(s)	Unit CT2 HI, MBtuPerHr 1 Hour(s)	> Limit Unit CT2 VOC, Ppmvdc 1 Hour(s)	> Limit Unit CT2 VOC, LbPerHr 1 Hour(s)	Unit CT2 UnitOn, TF 1 Hour(s)	Unit CT2 NormalOp, TF 1 Hour(s)	Unit CT2 DBOn, TF 1 Hour(s)
06/17/2019 00:00	0.0	0.0	0.0	0.0	0.0	0	0	0
06/17/2019 01:00	0.0	0.0	0.0	0.0	0.0	0	0	0
06/17/2019 02:00	0.0	0.0	0.0	0.0	0.0	0	0	0
06/17/2019 03:00	0.0	0.0	0.0	0.0	0.0	0	0	0
06/17/2019 04:00	0.0	0.0	0.0	0.0	0.0	0	0	0
06/17/2019 05:00	0.0	17.6	443.8	0.0	0.1	1	0	0
06/17/2019 06:00	0.0	17.1	509.7	0.0	0.2	1	0	0
06/17/2019 07:00	0.0	16.8	617.1	0.0	0.2	1	0	0
06/17/2019 08:00	0.0	14.8	1,099.8	0.0	0.3	1	0	0
06/17/2019 09:00	0.5	13.9	1,356.8	0.5	0.4	1	1	0
06/17/2019 10:00	0.5	13.9	1,355.0	0.5	0.4	1	1	0
06/17/2019 11:00	0.4	13.9	1,557.9	0.4	0.5	1	1	0
06/17/2019 12:00	0.5	13.9	1,400.6	0.5	0.4	1	1	0
06/17/2019 13:00	0.4	13.8	1,570.9	0.4	0.5	1	1	0
06/17/2019 14:00	0.4	13.8	1,586.0	0.4	0.5	1	1	0
06/17/2019 15:00	0.4	13.7	1,643.9	0.4	0.5	1	1	0
06/17/2019 16:00	0.4	13.8	1,488.1	0.4	0.4	1	1	1
06/17/2019 17:00	-0.1	12.7	1,883.1	0.1	0.6	1	1	1
06/17/2019 18:00	0.4	11.7	2,092.0	0.5	0.6	1	1	1
06/17/2019 19:00	0.4	11.5	2,141.4	0.5	0.6	1	1	1
06/17/2019 20:00	0.4	11.6	2,131.9	0.5	0.6	1	1	1
06/17/2019 21:00	0.4	11.8	2,102.1	0.5	0.6	1	1	1
06/17/2019 22:00	0.2	11.9	2,077.5	0.4	0.6	1	1	1
06/17/2019 23:00	0.0	13.9	1,212.4	0.0	0.4	1	0	1
<b>Average/Sum#:</b>	0.3	13.8	1,487.9	0.3	0.4	19 #	14 #	8 #
<b>Minimum:</b>	-0.1	11.5	443.8	0.0	0.1	0	0	0
<b>Maximum:</b>	0.5	17.6	2,141.4	0.5	0.6	1	1	1
<b>%SI</b>	20.83	20.83	20.83	20.83	20.83	0.00	0.00	0.00

# Daily Summary Report

## CT2 - VOC



From: 04/01/2019 00:00 To: 06/30/2019 23:59 Facility Name: COLUSA GENERATING STATION  
 Generated: 07/03/2019 08:20 Location: Maxwell, CA

Red = Invalid or Excluded Data | Green = Edited Status | Blue = Edited Value | \* = Excess Emission

Const. Value/Limit Tag:

	Unit CT2 VOC, Ppm 1 Hour(s)	Unit CT2 O2, Dry, Pct 1 Hour(s)	Unit CT2 HI, MBtuPerHr 1 Hour(s)	> Limit Unit CT2 VOC, Ppmvdc 1 Hour(s)	> Limit Unit CT2 VOC, LbPerHr 1 Hour(s)	Unit CT2 UnitOn, TF 1 Hour(s)	Unit CT2 NormalOp, TF 1 Hour(s)	Unit CT2 DBOn, TF 1 Hour(s)
06/18/2019 00:00	0.0	0.0	0.0	0.0	0.0	0	0	0
06/18/2019 01:00	0.0	0.0	0.0	0.0	0.0	0	0	0
06/18/2019 02:00	0.0	0.0	0.0	0.0	0.0	0	0	0
06/18/2019 03:00	0.0	0.0	0.0	0.0	0.0	0	0	0
06/18/2019 04:00	0.0	0.0	0.0	0.0	0.0	0	0	0
06/18/2019 05:00	0.0	0.0	0.0	0.0	0.0	0	0	0
06/18/2019 06:00	0.0	0.0	0.0	0.0	0.0	0	0	0
06/18/2019 07:00	0.0	0.0	0.0	0.0	0.0	0	0	0
06/18/2019 08:00	0.0	0.0	0.0	0.0	0.0	0	0	0
06/18/2019 09:00	0.0	19.2	210.3	0.0	0.1	1	0	0
06/18/2019 10:00	0.0	17.0	512.2	0.0	0.2	1	0	0
06/18/2019 11:00	0.0	15.3	891.9	0.0	0.3	1	0	0
06/18/2019 12:00	0.6	14.1	1,368.0	0.6	0.4	1	1	0
06/18/2019 13:00	0.5	14.0	1,380.5	0.5	0.4	1	1	0
06/18/2019 14:00	0.5	13.9	1,554.6	0.5	0.5	1	1	0
06/18/2019 15:00	0.5	14.0	1,387.6	0.5	0.4	1	1	0
06/18/2019 16:00	0.5	13.7	1,674.4	0.5	0.5	1	1	0
06/18/2019 17:00	0.5	13.8	1,514.9	0.5	0.5	1	1	1
06/18/2019 18:00	0.1	12.8	1,881.8	0.2	0.6	1	1	1
06/18/2019 19:00	0.2	12.0	2,061.1	0.4	0.6	1	1	1
06/18/2019 20:00	0.4	11.8	2,111.3	0.5	0.6	1	1	1
06/18/2019 21:00	0.4	11.9	2,105.1	0.5	0.6	1	1	1
06/18/2019 22:00	0.2	12.6	1,939.7	0.4	0.6	1	1	1
06/18/2019 23:00	0.0	15.8	597.3	0.0	0.2	1	0	0
<b>Average/Sum#:</b>	0.3	14.1	1,412.7	0.3	0.4	15 #	11 #	6 #
<b>Minimum:</b>	0.0	11.8	210.3	0.0	0.1	0	0	0
<b>Maximum:</b>	0.6	19.2	2,111.3	0.6	0.6	1	1	1
<b>%SI</b>	37.50	37.50	37.50	37.50	37.50	0.00	0.00	0.00

# Daily Summary Report

## CT2 - VOC



From: 04/01/2019 00:00 To: 06/30/2019 23:59 Facility Name: COLUSA GENERATING STATION  
 Generated: 07/03/2019 08:20 Location: Maxwell, CA

Red = Invalid or Excluded Data | Green = Edited Status | Blue = Edited Value | \* = Excess Emission

Const. Value/Limit Tag:

	Unit CT2 VOC, Ppm 1 Hour(s)	Unit CT2 O2, Dry, Pct 1 Hour(s)	Unit CT2 HI, MBtuPerHr 1 Hour(s)	> Limit Unit CT2 VOC, Ppmvdc 1 Hour(s)	> Limit Unit CT2 VOC, LbPerHr 1 Hour(s)	Unit CT2 UnitOn, TF 1 Hour(s)	Unit CT2 NormalOp, TF 1 Hour(s)	Unit CT2 DBOn, TF 1 Hour(s)
06/19/2019 00:00	0.0	0.0	0.0	0.0	0.0	0	0	0
06/19/2019 01:00	0.0	0.0	0.0	0.0	0.0	0	0	0
06/19/2019 02:00	0.0	0.0	0.0	0.0	0.0	0	0	0
06/19/2019 03:00	0.0	0.0	0.0	0.0	0.0	0	0	0
06/19/2019 04:00	0.0	0.0	0.0	0.0	0.0	0	0	0
06/19/2019 05:00	0.0	0.0	0.0	0.0	0.0	0	0	0
06/19/2019 06:00	0.0	0.0	0.0	0.0	0.0	0	0	0
06/19/2019 07:00	0.0	0.0	0.0	0.0	0.0	0	0	0
06/19/2019 08:00	0.0	0.0	0.0	0.0	0.0	0	0	0
06/19/2019 09:00	0.0	0.0	0.0	0.0	0.0	0	0	0
06/19/2019 10:00	0.0	0.0	0.0	0.0	0.0	0	0	0
06/19/2019 11:00	0.0	0.0	0.0	0.0	0.0	0	0	0
06/19/2019 12:00	0.0	0.0	0.0	0.0	0.0	0	0	0
06/19/2019 13:00	0.0	0.0	0.0	0.0	0.0	0	0	0
06/19/2019 14:00	0.0	0.0	0.0	0.0	0.0	0	0	0
06/19/2019 15:00	0.0	0.0	0.0	0.0	0.0	0	0	0
06/19/2019 16:00	0.0	0.0	0.0	0.0	0.0	0	0	0
06/19/2019 17:00	0.0	0.0	0.0	0.0	0.0	0	0	0
06/19/2019 18:00	0.0	0.0	0.0	0.0	0.0	0	0	0
06/19/2019 19:00	0.0	0.0	0.0	0.0	0.0	0	0	0
06/19/2019 20:00	0.0	0.0	0.0	0.0	0.0	0	0	0
06/19/2019 21:00	0.0	0.0	0.0	0.0	0.0	0	0	0
06/19/2019 22:00	0.0	0.0	0.0	0.0	0.0	0	0	0
06/19/2019 23:00	0.0	0.0	0.0	0.0	0.0	0	0	0
Average/Sum#:	0.0	0.0	0.0	0.0	0.0	0 #	0 #	0 #
Minimum:	0.0	0.0	0.0	0.0	0.0	0	0	0
Maximum:	0.0	0.0	0.0	0.0	0.0	0	0	0
%SI	100.00	100.00	100.00	100.00	100.00	0.00	0.00	0.00

# Daily Summary Report

## CT2 - VOC



From: 04/01/2019 00:00 To: 06/30/2019 23:59 Facility Name: COLUSA GENERATING STATION  
 Generated: 07/03/2019 08:20 Location: Maxwell, CA

Red = Invalid or Excluded Data | Green = Edited Status | Blue = Edited Value | \* = Excess Emission

Const. Value/Limit Tag:

	Unit CT2 VOC, Ppm 1 Hour(s)	Unit CT2 O2, Dry, Pct 1 Hour(s)	Unit CT2 HI, MBtuPerHr 1 Hour(s)	> Limit Unit CT2 VOC, Ppmvdc 1 Hour(s)	> Limit Unit CT2 VOC, LbPerHr 1 Hour(s)	Unit CT2 UnitOn, TF 1 Hour(s)	Unit CT2 NormalOp, TF 1 Hour(s)	Unit CT2 DBOn, TF 1 Hour(s)
06/20/2019 00:00	0.0	0.0	0.0	0.0	0.0	0	0	0
06/20/2019 01:00	0.0	0.0	0.0	0.0	0.0	0	0	0
06/20/2019 02:00	0.0	0.0	0.0	0.0	0.0	0	0	0
06/20/2019 03:00	0.0	0.0	0.0	0.0	0.0	0	0	0
06/20/2019 04:00	0.0	0.0	0.0	0.0	0.0	0	0	0
06/20/2019 05:00	0.0	0.0	0.0	0.0	0.0	0	0	0
06/20/2019 06:00	0.0	0.0	0.0	0.0	0.0	0	0	0
06/20/2019 07:00	0.0	0.0	0.0	0.0	0.0	0	0	0
06/20/2019 08:00	0.0	0.0	0.0	0.0	0.0	0	0	0
06/20/2019 09:00	0.0	0.0	0.0	0.0	0.0	0	0	0
06/20/2019 10:00	0.0	0.0	0.0	0.0	0.0	0	0	0
06/20/2019 11:00	0.0	0.0	0.0	0.0	0.0	0	0	0
06/20/2019 12:00	0.0	0.0	0.0	0.0	0.0	0	0	0
06/20/2019 13:00	0.0	0.0	0.0	0.0	0.0	0	0	0
06/20/2019 14:00	0.0	0.0	0.0	0.0	0.0	0	0	0
06/20/2019 15:00	0.0	0.0	0.0	0.0	0.0	0	0	0
06/20/2019 16:00	0.0	0.0	0.0	0.0	0.0	0	0	0
06/20/2019 17:00	0.0	0.0	0.0	0.0	0.0	0	0	0
06/20/2019 18:00	0.0	0.0	0.0	0.0	0.0	0	0	0
06/20/2019 19:00	0.0	0.0	0.0	0.0	0.0	0	0	0
06/20/2019 20:00	0.0	0.0	0.0	0.0	0.0	0	0	0
06/20/2019 21:00	0.0	0.0	0.0	0.0	0.0	0	0	0
06/20/2019 22:00	0.0	0.0	0.0	0.0	0.0	0	0	0
06/20/2019 23:00	0.0	0.0	0.0	0.0	0.0	0	0	0
Average/Sum#:	0.0	0.0	0.0	0.0	0.0	0 #	0 #	0 #
Minimum:	0.0	0.0	0.0	0.0	0.0	0	0	0
Maximum:	0.0	0.0	0.0	0.0	0.0	0	0	0
%SI	100.00	100.00	100.00	100.00	100.00	0.00	0.00	0.00

# Daily Summary Report

## CT2 - VOC



From: 04/01/2019 00:00 To: 06/30/2019 23:59 Facility Name: COLUSA GENERATING STATION  
 Generated: 07/03/2019 08:20 Location: Maxwell, CA

Red = Invalid or Excluded Data | Green = Edited Status | Blue = Edited Value | \* = Excess Emission

Const. Value/Limit Tag:

	Unit CT2 VOC, Ppm 1 Hour(s)	Unit CT2 O2, Dry, Pct 1 Hour(s)	Unit CT2 HI, MBtuPerHr 1 Hour(s)	> Limit Unit CT2 VOC, Ppmvdc 1 Hour(s)	> Limit Unit CT2 VOC, LbPerHr 1 Hour(s)	Unit CT2 UnitOn, TF 1 Hour(s)	Unit CT2 NormalOp, TF 1 Hour(s)	Unit CT2 DBOn, TF 1 Hour(s)
06/21/2019 00:00	0.0	0.0	0.0	0.0	0.0	0	0	0
06/21/2019 01:00	0.0	0.0	0.0	0.0	0.0	0	0	0
06/21/2019 02:00	0.0	0.0	0.0	0.0	0.0	0	0	0
06/21/2019 03:00	0.0	0.0	0.0	0.0	0.0	0	0	0
06/21/2019 04:00	0.0	0.0	0.0	0.0	0.0	0	0	0
06/21/2019 05:00	0.0	0.0	0.0	0.0	0.0	0	0	0
06/21/2019 06:00	0.0	0.0	0.0	0.0	0.0	0	0	0
06/21/2019 07:00	0.0	0.0	0.0	0.0	0.0	0	0	0
06/21/2019 08:00	0.0	0.0	0.0	0.0	0.0	0	0	0
06/21/2019 09:00	0.0	0.0	0.0	0.0	0.0	0	0	0
06/21/2019 10:00	0.0	0.0	0.0	0.0	0.0	0	0	0
06/21/2019 11:00	0.0	0.0	0.0	0.0	0.0	0	0	0
06/21/2019 12:00	0.0	0.0	0.0	0.0	0.0	0	0	0
06/21/2019 13:00	0.0	0.0	0.0	0.0	0.0	0	0	0
06/21/2019 14:00	0.0	0.0	0.0	0.0	0.0	0	0	0
06/21/2019 15:00	0.0	0.0	0.0	0.0	0.0	0	0	0
06/21/2019 16:00	0.0	0.0	0.0	0.0	0.0	0	0	0
06/21/2019 17:00	0.0	0.0	0.0	0.0	0.0	0	0	0
06/21/2019 18:00	0.0	0.0	0.0	0.0	0.0	0	0	0
06/21/2019 19:00	0.0	0.0	0.0	0.0	0.0	0	0	0
06/21/2019 20:00	0.0	0.0	0.0	0.0	0.0	0	0	0
06/21/2019 21:00	0.0	0.0	0.0	0.0	0.0	0	0	0
06/21/2019 22:00	0.0	0.0	0.0	0.0	0.0	0	0	0
06/21/2019 23:00	0.0	0.0	0.0	0.0	0.0	0	0	0
Average/Sum#:	0.0	0.0	0.0	0.0	0.0	0 #	0 #	0 #
Minimum:	0.0	0.0	0.0	0.0	0.0	0	0	0
Maximum:	0.0	0.0	0.0	0.0	0.0	0	0	0
%SI	100.00	100.00	100.00	100.00	100.00	0.00	0.00	0.00

# Daily Summary Report

## CT2 - VOC



From: 04/01/2019 00:00 To: 06/30/2019 23:59 Facility Name: COLUSA GENERATING STATION  
 Generated: 07/03/2019 08:20 Location: Maxwell, CA

Red = Invalid or Excluded Data | Green = Edited Status | Blue = Edited Value | \* = Excess Emission

Const. Value/Limit Tag:

	Unit CT2 VOC, Ppm 1 Hour(s)	Unit CT2 O2, Dry, Pct 1 Hour(s)	Unit CT2 HI, MBtuPerHr 1 Hour(s)	> Limit Unit CT2 VOC, Ppmvdc 1 Hour(s)	> Limit Unit CT2 VOC, LbPerHr 1 Hour(s)	Unit CT2 UnitOn, TF 1 Hour(s)	Unit CT2 NormalOp, TF 1 Hour(s)	Unit CT2 DBOn, TF 1 Hour(s)
06/22/2019 00:00	0.0	0.0	0.0	0.0	0.0	0	0	0
06/22/2019 01:00	0.0	0.0	0.0	0.0	0.0	0	0	0
06/22/2019 02:00	0.0	0.0	0.0	0.0	0.0	0	0	0
06/22/2019 03:00	0.0	0.0	0.0	0.0	0.0	0	0	0
06/22/2019 04:00	0.0	0.0	0.0	0.0	0.0	0	0	0
06/22/2019 05:00	0.0	0.0	0.0	0.0	0.0	0	0	0
06/22/2019 06:00	0.0	0.0	0.0	0.0	0.0	0	0	0
06/22/2019 07:00	0.0	0.0	0.0	0.0	0.0	0	0	0
06/22/2019 08:00	0.0	0.0	0.0	0.0	0.0	0	0	0
06/22/2019 09:00	0.0	0.0	0.0	0.0	0.0	0	0	0
06/22/2019 10:00	0.0	0.0	0.0	0.0	0.0	0	0	0
06/22/2019 11:00	0.0	0.0	0.0	0.0	0.0	0	0	0
06/22/2019 12:00	0.0	0.0	0.0	0.0	0.0	0	0	0
06/22/2019 13:00	0.0	0.0	0.0	0.0	0.0	0	0	0
06/22/2019 14:00	0.0	0.0	0.0	0.0	0.0	0	0	0
06/22/2019 15:00	0.0	0.0	0.0	0.0	0.0	0	0	0
06/22/2019 16:00	0.0	0.0	0.0	0.0	0.0	0	0	0
06/22/2019 17:00	0.0	0.0	0.0	0.0	0.0	0	0	0
06/22/2019 18:00	0.0	0.0	0.0	0.0	0.0	0	0	0
06/22/2019 19:00	0.0	0.0	0.0	0.0	0.0	0	0	0
06/22/2019 20:00	0.0	0.0	0.0	0.0	0.0	0	0	0
06/22/2019 21:00	0.0	0.0	0.0	0.0	0.0	0	0	0
06/22/2019 22:00	0.0	0.0	0.0	0.0	0.0	0	0	0
06/22/2019 23:00	0.0	0.0	0.0	0.0	0.0	0	0	0
Average/Sum#:	0.0	0.0	0.0	0.0	0.0	0 #	0 #	0 #
Minimum:	0.0	0.0	0.0	0.0	0.0	0	0	0
Maximum:	0.0	0.0	0.0	0.0	0.0	0	0	0
%SI	100.00	100.00	100.00	100.00	100.00	0.00	0.00	0.00



# Daily Summary Report

## CT2 - VOC



From: 04/01/2019 00:00 To: 06/30/2019 23:59 Facility Name: COLUSA GENERATING STATION  
 Generated: 07/03/2019 08:20 Location: Maxwell, CA

Red = Invalid or Excluded Data | Green = Edited Status | Blue = Edited Value | \* = Excess Emission

Const. Value/Limit Tag:

	Unit CT2 VOC, Ppm 1 Hour(s)	Unit CT2 O2, Dry, Pct 1 Hour(s)	Unit CT2 HI, MBtuPerHr 1 Hour(s)	> Limit Unit CT2 VOC, Ppmvdc 1 Hour(s)	> Limit Unit CT2 VOC, LbPerHr 1 Hour(s)	Unit CT2 UnitOn, TF 1 Hour(s)	Unit CT2 NormalOp, TF 1 Hour(s)	Unit CT2 DBOn, TF 1 Hour(s)
06/23/2019 00:00	0.0	0.0	0.0	0.0	0.0	0	0	0
06/23/2019 01:00	0.0	0.0	0.0	0.0	0.0	0	0	0
06/23/2019 02:00	0.0	0.0	0.0	0.0	0.0	0	0	0
06/23/2019 03:00	0.0	0.0	0.0	0.0	0.0	0	0	0
06/23/2019 04:00	0.0	0.0	0.0	0.0	0.0	0	0	0
06/23/2019 05:00	0.0	0.0	0.0	0.0	0.0	0	0	0
06/23/2019 06:00	0.0	0.0	0.0	0.0	0.0	0	0	0
06/23/2019 07:00	0.0	0.0	0.0	0.0	0.0	0	0	0
06/23/2019 08:00	0.0	17.5	466.8	0.0	0.1	1	0	0
06/23/2019 09:00	0.0	17.1	509.3	0.0	0.2	1	0	0
06/23/2019 10:00	0.0	16.5	638.2	0.0	0.2	1	0	0
06/23/2019 11:00	0.0	15.0	931.6	0.0	0.3	1	0	0
06/23/2019 12:00	0.5	14.0	1,359.6	0.5	0.4	1	1	0
06/23/2019 13:00	0.5	14.0	1,359.8	0.5	0.4	1	1	0
06/23/2019 14:00	0.4	13.9	1,575.5	0.4	0.5	1	1	0
06/23/2019 15:00	0.4	13.8	1,486.3	0.4	0.4	1	1	0
06/23/2019 16:00	0.4	13.8	1,650.6	0.4	0.5	1	1	0
06/23/2019 17:00	0.2	13.4	1,729.6	0.4	0.5	1	1	1
06/23/2019 18:00	0.1	12.2	2,055.9	0.2	0.6	1	1	1
06/23/2019 19:00	0.4	11.7	2,152.0	0.5	0.6	1	1	1
06/23/2019 20:00	0.4	11.8	2,146.8	0.5	0.6	1	1	1
06/23/2019 21:00	0.0	12.8	1,656.4	0.0	0.5	1	0	1
06/23/2019 22:00	0.0	0.0	0.0	0.0	0.0	0	0	0
06/23/2019 23:00	0.0	0.0	0.0	0.0	0.0	0	0	0
<b>Average/Sum#:</b>	0.2	14.1	1,408.5	0.3	0.4	14 #	9 #	5 #
<b>Minimum:</b>	0.0	11.7	466.8	0.0	0.1	0	0	0
<b>Maximum:</b>	0.5	17.5	2,152.0	0.5	0.6	1	1	1
<b>%SI</b>	41.67	41.67	41.67	41.67	41.67	0.00	0.00	0.00

# Daily Summary Report

## CT2 - VOC



From: 04/01/2019 00:00 To: 06/30/2019 23:59 Facility Name: COLUSA GENERATING STATION  
 Generated: 07/03/2019 08:20 Location: Maxwell, CA

Red = Invalid or Excluded Data | Green = Edited Status | Blue = Edited Value | \* = Excess Emission

Const. Value/Limit Tag:

	Unit CT2 VOC, Ppm 1 Hour(s)	Unit CT2 O2, Dry, Pct 1 Hour(s)	Unit CT2 HI, MBtuPerHr 1 Hour(s)	> Limit Unit CT2 VOC, Ppmvdc 1 Hour(s)	> Limit Unit CT2 VOC, LbPerHr 1 Hour(s)	Unit CT2 UnitOn, TF 1 Hour(s)	Unit CT2 NormalOp, TF 1 Hour(s)	Unit CT2 DBOn, TF 1 Hour(s)
06/24/2019 00:00	0.0	0.0	0.0	0.0	0.0	0	0	0
06/24/2019 01:00	0.0	0.0	0.0	0.0	0.0	0	0	0
06/24/2019 02:00	0.0	18.2	361.1	0.0	0.1	1	0	0
06/24/2019 03:00	0.0	15.5	914.0	0.0	0.3	1	0	0
06/24/2019 04:00	0.5	13.9	1,348.5	0.5	0.4	1	1	0
06/24/2019 05:00	0.5	13.9	1,342.5	0.5	0.4	1	1	0
06/24/2019 06:00	0.5	14.0	1,350.0	0.5	0.4	1	1	0
06/24/2019 07:00	0.5	14.0	1,350.7	0.5	0.4	1	1	0
06/24/2019 08:00	0.5	14.0	1,351.5	0.5	0.4	1	1	0
06/24/2019 09:00	0.4	13.9	1,517.7	0.4	0.5	1	1	0
06/24/2019 10:00	0.4	13.8	1,448.6	0.4	0.4	1	1	0
06/24/2019 11:00	0.4	14.0	1,366.5	0.4	0.4	1	1	0
06/24/2019 12:00	0.4	14.0	1,419.9	0.4	0.4	1	1	0
06/24/2019 13:00	0.4	13.8	1,643.5	0.4	0.5	1	1	0
06/24/2019 14:00	0.4	13.8	1,641.4	0.4	0.5	1	1	0
06/24/2019 15:00	0.4	13.8	1,643.9	0.4	0.5	1	1	0
06/24/2019 16:00	0.4	13.9	1,480.8	0.4	0.4	1	1	1
06/24/2019 17:00	-0.1	12.6	1,942.6	0.1	0.6	1	1	1
06/24/2019 18:00	0.2	11.8	2,122.7	0.4	0.6	1	1	1
06/24/2019 19:00	0.4	11.7	2,141.8	0.5	0.6	1	1	1
06/24/2019 20:00	0.2	11.9	2,097.8	0.4	0.6	1	1	1
06/24/2019 21:00	0.2	12.0	2,099.7	0.4	0.6	1	1	1
06/24/2019 22:00	0.0	14.2	1,202.5	0.0	0.4	1	0	1
06/24/2019 23:00	0.0	0.0	0.0	0.0	0.0	0	0	0
<b>Average/Sum#:</b>	0.3	13.7	1,513.7	0.4	0.4	21 #	18 #	7 #
<b>Minimum:</b>	-0.1	11.7	361.1	0.0	0.1	0	0	0
<b>Maximum:</b>	0.5	18.2	2,141.8	0.5	0.6	1	1	1
<b>%SI</b>	12.50	12.50	12.50	12.50	12.50	0.00	0.00	0.00

# Daily Summary Report

## CT2 - VOC



From: 04/01/2019 00:00 To: 06/30/2019 23:59 Facility Name: COLUSA GENERATING STATION  
 Generated: 07/03/2019 08:20 Location: Maxwell, CA

Red = Invalid or Excluded Data | Green = Edited Status | Blue = Edited Value | \* = Excess Emission

Const. Value/Limit Tag:

	Unit CT2 VOC, Ppm 1 Hour(s)	Unit CT2 O2, Dry, Pct 1 Hour(s)	Unit CT2 HI, MBtuPerHr 1 Hour(s)	> Limit Unit CT2 VOC, Ppmvdc 1 Hour(s)	> Limit Unit CT2 VOC, LbPerHr 1 Hour(s)	Unit CT2 UnitOn, TF 1 Hour(s)	Unit CT2 NormalOp, TF 1 Hour(s)	Unit CT2 DBOn, TF 1 Hour(s)
06/25/2019 00:00	0.0	0.0	0.0	0.0	0.0	0	0	0
06/25/2019 01:00	0.0	0.0	0.0	0.0	0.0	0	0	0
06/25/2019 02:00	0.0	0.0	0.0	0.0	0.0	0	0	0
06/25/2019 03:00	0.0	0.0	0.0	0.0	0.0	0	0	0
06/25/2019 04:00	0.0	0.0	0.0	0.0	0.0	0	0	0
06/25/2019 05:00	0.0	0.0	0.0	0.0	0.0	0	0	0
06/25/2019 06:00	0.0	0.0	0.0	0.0	0.0	0	0	0
06/25/2019 07:00	0.0	0.0	0.0	0.0	0.0	0	0	0
06/25/2019 08:00	0.0	0.0	0.0	0.0	0.0	0	0	0
06/25/2019 09:00	0.0	0.0	0.0	0.0	0.0	0	0	0
06/25/2019 10:00	0.0	0.0	0.0	0.0	0.0	0	0	0
06/25/2019 11:00	0.0	0.0	0.0	0.0	0.0	0	0	0
06/25/2019 12:00	0.0	0.0	0.0	0.0	0.0	0	0	0
06/25/2019 13:00	0.0	0.0	0.0	0.0	0.0	0	0	0
06/25/2019 14:00	0.0	0.0	0.0	0.0	0.0	0	0	0
06/25/2019 15:00	0.0	0.0	0.0	0.0	0.0	0	0	0
06/25/2019 16:00	0.0	0.0	0.0	0.0	0.0	0	0	0
06/25/2019 17:00	0.0	0.0	0.0	0.0	0.0	0	0	0
06/25/2019 18:00	0.0	0.0	0.0	0.0	0.0	0	0	0
06/25/2019 19:00	0.0	0.0	0.0	0.0	0.0	0	0	0
06/25/2019 20:00	0.0	0.0	0.0	0.0	0.0	0	0	0
06/25/2019 21:00	0.0	0.0	0.0	0.0	0.0	0	0	0
06/25/2019 22:00	0.0	0.0	0.0	0.0	0.0	0	0	0
06/25/2019 23:00	0.0	0.0	0.0	0.0	0.0	0	0	0
Average/Sum#:	0.0	0.0	0.0	0.0	0.0	0 #	0 #	0 #
Minimum:	0.0	0.0	0.0	0.0	0.0	0	0	0
Maximum:	0.0	0.0	0.0	0.0	0.0	0	0	0
%SI	100.00	100.00	100.00	100.00	100.00	0.00	0.00	0.00

# Daily Summary Report

## CT2 - VOC



From: 04/01/2019 00:00 To: 06/30/2019 23:59 Facility Name: COLUSA GENERATING STATION  
 Generated: 07/03/2019 08:20 Location: Maxwell, CA

Red = Invalid or Excluded Data | Green = Edited Status | Blue = Edited Value | \* = Excess Emission

Const. Value/Limit Tag:

	Unit CT2 VOC, Ppm 1 Hour(s)	Unit CT2 O2, Dry, Pct 1 Hour(s)	Unit CT2 HI, MBtuPerHr 1 Hour(s)	> Limit Unit CT2 VOC, Ppmvdc 1 Hour(s)	> Limit Unit CT2 VOC, LbPerHr 1 Hour(s)	Unit CT2 UnitOn, TF 1 Hour(s)	Unit CT2 NormalOp, TF 1 Hour(s)	Unit CT2 DBOn, TF 1 Hour(s)
06/26/2019 00:00	0.0	0.0	0.0	0.0	0.0	0	0	0
06/26/2019 01:00	0.0	0.0	0.0	0.0	0.0	0	0	0
06/26/2019 02:00	0.0	0.0	0.0	0.0	0.0	0	0	0
06/26/2019 03:00	0.0	0.0	0.0	0.0	0.0	0	0	0
06/26/2019 04:00	0.0	0.0	0.0	0.0	0.0	0	0	0
06/26/2019 05:00	0.0	0.0	0.0	0.0	0.0	0	0	0
06/26/2019 06:00	0.0	0.0	0.0	0.0	0.0	0	0	0
06/26/2019 07:00	0.0	0.0	0.0	0.0	0.0	0	0	0
06/26/2019 08:00	0.0	0.0	0.0	0.0	0.0	0	0	0
06/26/2019 09:00	0.0	0.0	0.0	0.0	0.0	0	0	0
06/26/2019 10:00	0.0	0.0	0.0	0.0	0.0	0	0	0
06/26/2019 11:00	0.0	0.0	0.0	0.0	0.0	0	0	0
06/26/2019 12:00	0.0	0.0	0.0	0.0	0.0	0	0	0
06/26/2019 13:00	0.0	0.0	0.0	0.0	0.0	0	0	0
06/26/2019 14:00	0.0	0.0	0.0	0.0	0.0	0	0	0
06/26/2019 15:00	0.0	0.0	0.0	0.0	0.0	0	0	0
06/26/2019 16:00	0.0	0.0	0.0	0.0	0.0	0	0	0
06/26/2019 17:00	0.0	0.0	0.0	0.0	0.0	0	0	0
06/26/2019 18:00	0.0	0.0	0.0	0.0	0.0	0	0	0
06/26/2019 19:00	0.0	0.0	0.0	0.0	0.0	0	0	0
06/26/2019 20:00	0.0	0.0	0.0	0.0	0.0	0	0	0
06/26/2019 21:00	0.0	0.0	0.0	0.0	0.0	0	0	0
06/26/2019 22:00	0.0	0.0	0.0	0.0	0.0	0	0	0
06/26/2019 23:00	0.0	0.0	0.0	0.0	0.0	0	0	0
Average/Sum#:	0.0	0.0	0.0	0.0	0.0	0 #	0 #	0 #
Minimum:	0.0	0.0	0.0	0.0	0.0	0	0	0
Maximum:	0.0	0.0	0.0	0.0	0.0	0	0	0
%SI	100.00	100.00	100.00	100.00	100.00	0.00	0.00	0.00

# Daily Summary Report

## CT2 - VOC



From: 04/01/2019 00:00 To: 06/30/2019 23:59 Facility Name: COLUSA GENERATING STATION  
 Generated: 07/03/2019 08:20 Location: Maxwell, CA

Red = Invalid or Excluded Data | Green = Edited Status | Blue = Edited Value | \* = Excess Emission

Const. Value/Limit Tag:

	Unit CT2 VOC, Ppm 1 Hour(s)	Unit CT2 O2, Dry, Pct 1 Hour(s)	Unit CT2 HI, MBtuPerHr 1 Hour(s)	> Limit Unit CT2 VOC, Ppmvdc 1 Hour(s)	> Limit Unit CT2 VOC, LbPerHr 1 Hour(s)	Unit CT2 UnitOn, TF 1 Hour(s)	Unit CT2 NormalOp, TF 1 Hour(s)	Unit CT2 DBOn, TF 1 Hour(s)
06/27/2019 00:00	0.0	0.0	0.0	0.0	0.0	0	0	0
06/27/2019 01:00	0.0	0.0	0.0	0.0	0.0	0	0	0
06/27/2019 02:00	0.0	0.0	0.0	0.0	0.0	0	0	0
06/27/2019 03:00	0.0	0.0	0.0	0.0	0.0	0	0	0
06/27/2019 04:00	0.0	0.0	0.0	0.0	0.0	0	0	0
06/27/2019 05:00	0.0	0.0	0.0	0.0	0.0	0	0	0
06/27/2019 06:00	0.0	0.0	0.0	0.0	0.0	0	0	0
06/27/2019 07:00	0.0	0.0	0.0	0.0	0.0	0	0	0
06/27/2019 08:00	0.0	0.0	0.0	0.0	0.0	0	0	0
06/27/2019 09:00	0.0	0.0	0.0	0.0	0.0	0	0	0
06/27/2019 10:00	0.0	0.0	0.0	0.0	0.0	0	0	0
06/27/2019 11:00	0.0	0.0	0.0	0.0	0.0	0	0	0
06/27/2019 12:00	0.0	0.0	0.0	0.0	0.0	0	0	0
06/27/2019 13:00	0.0	0.0	0.0	0.0	0.0	0	0	0
06/27/2019 14:00	0.0	0.0	0.0	0.0	0.0	0	0	0
06/27/2019 15:00	0.0	0.0	0.0	0.0	0.0	0	0	0
06/27/2019 16:00	0.0	0.0	0.0	0.0	0.0	0	0	0
06/27/2019 17:00	0.0	0.0	0.0	0.0	0.0	0	0	0
06/27/2019 18:00	0.0	0.0	0.0	0.0	0.0	0	0	0
06/27/2019 19:00	0.0	0.0	0.0	0.0	0.0	0	0	0
06/27/2019 20:00	0.0	0.0	0.0	0.0	0.0	0	0	0
06/27/2019 21:00	0.0	0.0	0.0	0.0	0.0	0	0	0
06/27/2019 22:00	0.0	0.0	0.0	0.0	0.0	0	0	0
06/27/2019 23:00	0.0	0.0	0.0	0.0	0.0	0	0	0
Average/Sum#:	0.0	0.0	0.0	0.0	0.0	0 #	0 #	0 #
Minimum:	0.0	0.0	0.0	0.0	0.0	0	0	0
Maximum:	0.0	0.0	0.0	0.0	0.0	0	0	0
%SI	100.00	100.00	100.00	100.00	100.00	0.00	0.00	0.00

# Daily Summary Report

## CT2 - VOC



From: 04/01/2019 00:00 To: 06/30/2019 23:59 Facility Name: COLUSA GENERATING STATION  
 Generated: 07/03/2019 08:20 Location: Maxwell, CA

Red = Invalid or Excluded Data | Green = Edited Status | Blue = Edited Value | \* = Excess Emission

Const. Value/Limit Tag:

	Unit CT2 VOC, Ppm 1 Hour(s)	Unit CT2 O2, Dry, Pct 1 Hour(s)	Unit CT2 HI, MBtuPerHr 1 Hour(s)	> Limit Unit CT2 VOC, Ppmvdc 1 Hour(s)	> Limit Unit CT2 VOC, LbPerHr 1 Hour(s)	Unit CT2 UnitOn, TF 1 Hour(s)	Unit CT2 NormalOp, TF 1 Hour(s)	Unit CT2 DBOn, TF 1 Hour(s)
06/28/2019 00:00	0.0	0.0	0.0	0.0	0.0	0	0	0
06/28/2019 01:00	0.0	0.0	0.0	0.0	0.0	0	0	0
06/28/2019 02:00	0.0	0.0	0.0	0.0	0.0	0	0	0
06/28/2019 03:00	0.0	0.0	0.0	0.0	0.0	0	0	0
06/28/2019 04:00	0.0	0.0	0.0	0.0	0.0	0	0	0
06/28/2019 05:00	0.0	0.0	0.0	0.0	0.0	0	0	0
06/28/2019 06:00	0.0	0.0	0.0	0.0	0.0	0	0	0
06/28/2019 07:00	0.0	0.0	0.0	0.0	0.0	0	0	0
06/28/2019 08:00	0.0	0.0	0.0	0.0	0.0	0	0	0
06/28/2019 09:00	0.0	0.0	0.0	0.0	0.0	0	0	0
06/28/2019 10:00	0.0	0.0	0.0	0.0	0.0	0	0	0
06/28/2019 11:00	0.0	0.0	0.0	0.0	0.0	0	0	0
06/28/2019 12:00	0.0	0.0	0.0	0.0	0.0	0	0	0
06/28/2019 13:00	0.0	0.0	0.0	0.0	0.0	0	0	0
06/28/2019 14:00	0.0	0.0	0.0	0.0	0.0	0	0	0
06/28/2019 15:00	0.0	0.0	0.0	0.0	0.0	0	0	0
06/28/2019 16:00	0.0	0.0	0.0	0.0	0.0	0	0	0
06/28/2019 17:00	0.0	0.0	0.0	0.0	0.0	0	0	0
06/28/2019 18:00	0.0	0.0	0.0	0.0	0.0	0	0	0
06/28/2019 19:00	0.0	0.0	0.0	0.0	0.0	0	0	0
06/28/2019 20:00	0.0	0.0	0.0	0.0	0.0	0	0	0
06/28/2019 21:00	0.0	0.0	0.0	0.0	0.0	0	0	0
06/28/2019 22:00	0.0	0.0	0.0	0.0	0.0	0	0	0
06/28/2019 23:00	0.0	0.0	0.0	0.0	0.0	0	0	0
Average/Sum#:	0.0	0.0	0.0	0.0	0.0	0 #	0 #	0 #
Minimum:	0.0	0.0	0.0	0.0	0.0	0	0	0
Maximum:	0.0	0.0	0.0	0.0	0.0	0	0	0
%SI	100.00	100.00	100.00	100.00	100.00	0.00	0.00	0.00

# Daily Summary Report

## CT2 - VOC



From: 04/01/2019 00:00 To: 06/30/2019 23:59 Facility Name: COLUSA GENERATING STATION  
 Generated: 07/03/2019 08:20 Location: Maxwell, CA

Red = Invalid or Excluded Data | Green = Edited Status | Blue = Edited Value | \* = Excess Emission

Const. Value/Limit Tag:

	Unit CT2 VOC, Ppm 1 Hour(s)	Unit CT2 O2, Dry, Pct 1 Hour(s)	Unit CT2 HI, MBtuPerHr 1 Hour(s)	> Limit Unit CT2 VOC, Ppmvdc 1 Hour(s)	> Limit Unit CT2 VOC, LbPerHr 1 Hour(s)	Unit CT2 UnitOn, TF 1 Hour(s)	Unit CT2 NormalOp, TF 1 Hour(s)	Unit CT2 DBOn, TF 1 Hour(s)
06/29/2019 00:00	0.0	0.0	0.0	0.0	0.0	0	0	0
06/29/2019 01:00	0.0	0.0	0.0	0.0	0.0	0	0	0
06/29/2019 02:00	0.0	0.0	0.0	0.0	0.0	0	0	0
06/29/2019 03:00	0.0	0.0	0.0	0.0	0.0	0	0	0
06/29/2019 04:00	0.0	0.0	0.0	0.0	0.0	0	0	0
06/29/2019 05:00	0.0	0.0	0.0	0.0	0.0	0	0	0
06/29/2019 06:00	0.0	0.0	0.0	0.0	0.0	0	0	0
06/29/2019 07:00	0.0	0.0	0.0	0.0	0.0	0	0	0
06/29/2019 08:00	0.0	0.0	0.0	0.0	0.0	0	0	0
06/29/2019 09:00	0.0	0.0	0.0	0.0	0.0	0	0	0
06/29/2019 10:00	0.0	0.0	0.0	0.0	0.0	0	0	0
06/29/2019 11:00	0.0	0.0	0.0	0.0	0.0	0	0	0
06/29/2019 12:00	0.0	0.0	0.0	0.0	0.0	0	0	0
06/29/2019 13:00	0.0	0.0	0.0	0.0	0.0	0	0	0
06/29/2019 14:00	0.0	0.0	0.0	0.0	0.0	0	0	0
06/29/2019 15:00	0.0	0.0	0.0	0.0	0.0	0	0	0
06/29/2019 16:00	0.0	0.0	0.0	0.0	0.0	0	0	0
06/29/2019 17:00	0.0	0.0	0.0	0.0	0.0	0	0	0
06/29/2019 18:00	0.0	0.0	0.0	0.0	0.0	0	0	0
06/29/2019 19:00	0.0	0.0	0.0	0.0	0.0	0	0	0
06/29/2019 20:00	0.0	0.0	0.0	0.0	0.0	0	0	0
06/29/2019 21:00	0.0	0.0	0.0	0.0	0.0	0	0	0
06/29/2019 22:00	0.0	0.0	0.0	0.0	0.0	0	0	0
06/29/2019 23:00	0.0	0.0	0.0	0.0	0.0	0	0	0
Average/Sum#:	0.0	0.0	0.0	0.0	0.0	0 #	0 #	0 #
Minimum:	0.0	0.0	0.0	0.0	0.0	0	0	0
Maximum:	0.0	0.0	0.0	0.0	0.0	0	0	0
%SI	100.00	100.00	100.00	100.00	100.00	0.00	0.00	0.00

# Daily Summary Report

## CT2 - VOC



From: 04/01/2019 00:00 To: 06/30/2019 23:59 Facility Name: COLUSA GENERATING STATION  
 Generated: 07/03/2019 08:20 Location: Maxwell, CA

Red = Invalid or Excluded Data | Green = Edited Status | Blue = Edited Value | \* = Excess Emission

Const. Value/Limit Tag:

	Unit CT2 VOC, Ppm 1 Hour(s)	Unit CT2 O2, Dry, Pct 1 Hour(s)	Unit CT2 HI, MBtuPerHr 1 Hour(s)	> Limit Unit CT2 VOC, Ppmvdc 1 Hour(s)	> Limit Unit CT2 VOC, LbPerHr 1 Hour(s)	Unit CT2 UnitOn, TF 1 Hour(s)	Unit CT2 NormalOp, TF 1 Hour(s)	Unit CT2 DBOn, TF 1 Hour(s)
06/30/2019 00:00	0.0	0.0	0.0	0.0	0.0	0	0	0
06/30/2019 01:00	0.0	0.0	0.0	0.0	0.0	0	0	0
06/30/2019 02:00	0.0	0.0	0.0	0.0	0.0	0	0	0
06/30/2019 03:00	0.0	0.0	0.0	0.0	0.0	0	0	0
06/30/2019 04:00	0.0	0.0	0.0	0.0	0.0	0	0	0
06/30/2019 05:00	0.0	0.0	0.0	0.0	0.0	0	0	0
06/30/2019 06:00	0.0	0.0	0.0	0.0	0.0	0	0	0
06/30/2019 07:00	0.0	0.0	0.0	0.0	0.0	0	0	0
06/30/2019 08:00	0.0	0.0	0.0	0.0	0.0	0	0	0
06/30/2019 09:00	0.0	0.0	0.0	0.0	0.0	0	0	0
06/30/2019 10:00	0.0	0.0	0.0	0.0	0.0	0	0	0
06/30/2019 11:00	0.0	0.0	0.0	0.0	0.0	0	0	0
06/30/2019 12:00	0.0	0.0	0.0	0.0	0.0	0	0	0
06/30/2019 13:00	0.0	0.0	0.0	0.0	0.0	0	0	0
06/30/2019 14:00	0.0	0.0	0.0	0.0	0.0	0	0	0
06/30/2019 15:00	0.0	0.0	0.0	0.0	0.0	0	0	0
06/30/2019 16:00	0.0	0.0	0.0	0.0	0.0	0	0	0
06/30/2019 17:00	0.0	0.0	0.0	0.0	0.0	0	0	0
06/30/2019 18:00	0.0	0.0	0.0	0.0	0.0	0	0	0
06/30/2019 19:00	0.0	0.0	0.0	0.0	0.0	0	0	0
06/30/2019 20:00	0.0	0.0	0.0	0.0	0.0	0	0	0
06/30/2019 21:00	0.0	0.0	0.0	0.0	0.0	0	0	0
06/30/2019 22:00	0.0	0.0	0.0	0.0	0.0	0	0	0
06/30/2019 23:00	0.0	0.0	0.0	0.0	0.0	0	0	0
Average/Sum#:	0.0	0.0	0.0	0.0	0.0	0 #	0 #	0 #
Minimum:	0.0	0.0	0.0	0.0	0.0	0	0	0
Maximum:	0.0	0.0	0.0	0.0	0.0	0	0	0
%SI	100.00	100.00	100.00	100.00	100.00	0.00	0.00	0.00



# Excess Emission Report

## CT2 -VOC Lb 1-Day Block Average



From: 04/01/2019 00:00 To: 06/30/2019 23:59  
Generated: 07/03/2019 08:28

Facility Name: COLUSA GENERATING STATION  
Location: Maxwell, CA

Tag Name: CT2\_VOC\_Lb\_1D

Total Operating Time: 34.00 Day(s)

No Exclusions Allowed

Non-Operating Time: 57.00 Day(s) Report Time: 91.00 Day(s)

No incidents have been reported for this reporting period. Data is 100% in compliance.

Total Operating Time:	34.00 Day(s)
Total Duration (Online only):	0.00 Day(s)
Time in exceedance as a percentage of operating time:	0.00 %
Time in compliance as a percentage of operating time:	100.00 %

# Excess Emission Report



## CT2 - VOC LbPerHr 1-Hour Block Average

From: 04/01/2019 00:00 To: 06/30/2019 23:59  
Generated: 07/03/2019 08:33

Facility Name: COLUSA GENERATING STATION  
Location: Maxwell, CA

Tag Name: CT2\_VOC\_LbPerHr\_1H

Total Operating Time: 416.00 Hour(s)

No Exclusions Allowed

Non-Operating Time: 1,768.00 Hour(s) Report Time: 2,184.00 Hour(s)

No incidents have been reported for this reporting period. Data is 100% in compliance.

Total Operating Time:	416.00 Hour(s)
Total Duration (Online only):	0.00 Hour(s)
Time in exceedance as a percentage of operating time:	0.00 %
Time in compliance as a percentage of operating time:	100.00 %

# Excess Emission Report



## CT2 - VOC Ppmvdc 1-Hour Block Average

From: 01/01/2015 00:00 To: 03/31/2015 23:59  
Generated: 07/03/2019 08:34

Facility Name: COLUSA GENERATING STATION  
Location: Maxwell, CA

Tag Name: CT2\_VOC\_Ppmvdc\_1H

Total Operating Time: 1,765.00 Hour(s)

No Exclusions Allowed

Non-Operating Time: 395.00 Hour(s) Report Time: 2,160.00 Hour(s)

No incidents have been reported for this reporting period. Data is 100% in compliance.

Total Operating Time:	1,765.00 Hour(s)
Total Duration (Online only):	0.00 Hour(s)
Time in exceedance as a percentage of operating time:	0.00 %
Time in compliance as a percentage of operating time:	100.00 %

ATTACHMENT 6  
Hourly Emissions – NOx

FCD: AQ-15  
Title V: #6

# Daily Summary Report

## CT1 - NOx



From: 04/01/2019 00:00 To: 06/30/2019 23:59 Facility Name: COLUSA GENERATING STATION  
 Generated: 07/03/2019 08:38 Location: Maxwell, CA

Red = Invalid or Excluded Data | Green = Edited Status | Blue = Edited Value | \* = Excess Emission

Const. Value/Limit Tag:	Unit CT1	Unit CT1	Unit CT1	> Limit	> Limit	Unit CT1	Unit CT1	Unit CT1
	NOx, Ppm	O2, Dry, Pct	HI, MBtuPerHr	Unit CT1	Unit CT1	UnitOn, TF	NormalOp, TF	DBOn, TF
	1 Hour(s)	1 Hour(s)	1 Hour(s)	NOx, Ppmvdc	NOx, Lb	1 Hour(s)	1 Hour(s)	1 Hour(s)
04/01/2019 00:00	0.0	0.0	0.0	0.0	0.00	0	0	0
04/01/2019 01:00	30.7	17.6	463.6	54.9	62.71	1	0	0
04/01/2019 02:00	25.2	15.8	733.7	29.2	78.50	1	0	0
04/01/2019 03:00	0.8	13.9	1,369.2	0.7	2.70	1	0	0
04/01/2019 04:00	1.1	13.9	1,533.7	0.9	4.60	1	1	1
04/01/2019 05:00	1.2	13.0	1,926.6	0.9	5.80	1	1	1
04/01/2019 06:00	1.3	12.6	2,030.2	0.9	6.10	1	1	1
04/01/2019 07:00	1.3	12.8	1,956.5	0.9	5.90	1	1	1
04/01/2019 08:00	1.0	13.9	1,407.9	0.8	4.20	1	1	0
04/01/2019 09:00	1.0	13.9	1,334.9	0.8	4.00	1	1	0
04/01/2019 10:00	1.0	14.0	1,297.4	0.9	3.90	1	1	0
04/01/2019 11:00	1.1	14.0	1,345.4	0.9	4.00	1	1	0
04/01/2019 12:00	1.1	13.9	1,452.0	0.9	4.40	1	1	0
04/01/2019 13:00	1.1	13.9	1,474.8	0.9	4.40	1	1	0
04/01/2019 14:00	1.1	13.9	1,624.1	0.9	4.90	1	1	0
04/01/2019 15:00	1.1	13.9	1,444.6	0.9	4.30	1	1	0
04/01/2019 16:00	1.2	13.3	1,780.9	0.9	5.30	1	1	1
04/01/2019 17:00	1.3	12.4	2,036.5	0.9	6.10	1	1	1
04/01/2019 18:00	1.3	12.2	2,079.7	0.9	6.20	1	1	1
04/01/2019 19:00	1.4	12.0	2,127.2	0.9	6.40	1	1	1
04/01/2019 20:00	1.4	12.0	2,122.9	0.9	6.40	1	1	1
04/01/2019 21:00	1.4	12.2	2,098.3	0.9	6.30	1	1	1
04/01/2019 22:00	2.1	13.5	1,496.1	1.7	6.93	1	0	1
04/01/2019 23:00	0.0	0.0	0.0	0.0	0.00	0	0	0
<b>Average/Sum#:</b>	3.6	13.6	1,597.1	4.7	244.04 #	22 #	18 #	11 #
<b>Minimum:</b>	0.8	12.0	463.6	0.7	2.70	0	0	0
<b>Maximum:</b>	30.7	17.6	2,127.2	54.9	78.50	1	1	1
<b>%SI</b>	8.33	8.33	8.33	8.33	8.33	0.00	0.00	0.00

# Daily Summary Report

## CT1 - NOx



From: 04/01/2019 00:00 To: 06/30/2019 23:59 Facility Name: COLUSA GENERATING STATION  
 Generated: 07/03/2019 08:38 Location: Maxwell, CA

Red = Invalid or Excluded Data | Green = Edited Status | Blue = Edited Value | \* = Excess Emission

Const. Value/Limit Tag:

	Unit CT1 NOX, Ppm 1 Hour(s)	Unit CT1 O2, Dry, Pct 1 Hour(s)	Unit CT1 HI, MBtuPerHr 1 Hour(s)	> Limit Unit CT1 NOX, Ppmvdc 1 Hour(s)	> Limit Unit CT1 NOX, Lb 1 Hour(s)	Unit CT1 UnitOn, TF 1 Hour(s)	Unit CT1 NormalOp, TF 1 Hour(s)	Unit CT1 DBOn, TF 1 Hour(s)
04/02/2019 00:00	0.0	0.0	0.0	0.0	0.00	0	0	0
04/02/2019 01:00	0.0	0.0	0.0	0.0	0.00	0	0	0
04/02/2019 02:00	0.0	0.0	0.0	0.0	0.00	0	0	0
04/02/2019 03:00	0.0	0.0	0.0	0.0	0.00	0	0	0
04/02/2019 04:00	0.0	0.0	0.0	0.0	0.00	0	0	0
04/02/2019 05:00	0.0	0.0	0.0	0.0	0.00	0	0	0
04/02/2019 06:00	0.0	0.0	0.0	0.0	0.00	0	0	0
04/02/2019 07:00	0.0	0.0	0.0	0.0	0.00	0	0	0
04/02/2019 08:00	0.0	0.0	0.0	0.0	0.00	0	0	0
04/02/2019 09:00	0.0	0.0	0.0	0.0	0.00	0	0	0
04/02/2019 10:00	0.0	0.0	0.0	0.0	0.00	0	0	0
04/02/2019 11:00	0.0	0.0	0.0	0.0	0.00	0	0	0
04/02/2019 12:00	0.0	0.0	0.0	0.0	0.00	0	0	0
04/02/2019 13:00	0.0	0.0	0.0	0.0	0.00	0	0	0
04/02/2019 14:00	0.0	0.0	0.0	0.0	0.00	0	0	0
04/02/2019 15:00	0.0	0.0	0.0	0.0	0.00	0	0	0
04/02/2019 16:00	0.0	0.0	0.0	0.0	0.00	0	0	0
04/02/2019 17:00	0.0	0.0	0.0	0.0	0.00	0	0	0
04/02/2019 18:00	0.0	0.0	0.0	0.0	0.00	0	0	0
04/02/2019 19:00	0.0	0.0	0.0	0.0	0.00	0	0	0
04/02/2019 20:00	0.0	0.0	0.0	0.0	0.00	0	0	0
04/02/2019 21:00	0.0	0.0	0.0	0.0	0.00	0	0	0
04/02/2019 22:00	0.0	0.0	0.0	0.0	0.00	0	0	0
04/02/2019 23:00	0.0	0.0	0.0	0.0	0.00	0	0	0
Average/Sum#:	0.0	0.0	0.0	0.0	0.00 #	0 #	0 #	0 #
Minimum:	0.0	0.0	0.0	0.0	0.00	0	0	0
Maximum:	0.0	0.0	0.0	0.0	0.00	0	0	0
%SI	100.00	100.00	100.00	100.00	100.00	0.00	0.00	0.00

# Daily Summary Report

## CT1 - NOx



From: 04/01/2019 00:00 To: 06/30/2019 23:59 Facility Name: COLUSA GENERATING STATION  
 Generated: 07/03/2019 08:38 Location: Maxwell, CA

Red = Invalid or Excluded Data | Green = Edited Status | Blue = Edited Value | \* = Excess Emission

Const. Value/Limit Tag:

	Unit CT1 NOx, Ppm 1 Hour(s)	Unit CT1 O2, Dry, Pct 1 Hour(s)	Unit CT1 HI, MBtuPerHr 1 Hour(s)	> Limit Unit CT1 NOx, Ppmvdc 1 Hour(s)	> Limit Unit CT1 NOx, Lb 1 Hour(s)	Unit CT1 UnitOn, TF 1 Hour(s)	Unit CT1 NormalOp, TF 1 Hour(s)	Unit CT1 DBOn, TF 1 Hour(s)
04/03/2019 00:00	0.0	0.0	0.0	0.0	0.00	0	0	0
04/03/2019 01:00	0.0	0.0	0.0	0.0	0.00	0	0	0
04/03/2019 02:00	30.6	17.6	462.0	54.7	63.44	1	0	0
04/03/2019 03:00	15.6	15.6	826.8	17.4	52.90	1	0	0
04/03/2019 04:00	1.0	13.9	1,451.4	0.8	4.40	1	1	0
04/03/2019 05:00	1.1	13.8	1,675.5	0.9	5.00	1	1	0
04/03/2019 06:00	1.1	13.8	1,589.9	0.9	4.80	1	1	0
04/03/2019 07:00	0.9	13.9	1,295.1	0.8	3.90	1	1	0
04/03/2019 08:00	1.0	13.9	1,299.9	0.8	3.90	1	1	0
04/03/2019 09:00	1.0	13.9	1,393.9	0.8	4.20	1	1	0
04/03/2019 10:00	1.1	13.9	1,462.2	0.9	4.40	1	1	0
04/03/2019 11:00	1.1	13.9	1,327.7	0.9	4.00	1	1	0
04/03/2019 12:00	1.1	14.0	1,290.7	0.9	3.90	1	1	0
04/03/2019 13:00	1.1	14.0	1,298.0	0.9	3.90	1	1	0
04/03/2019 14:00	1.1	13.9	1,489.9	0.9	4.50	1	1	0
04/03/2019 15:00	1.1	14.0	1,364.1	0.9	4.10	1	1	0
04/03/2019 16:00	1.1	13.9	1,498.6	0.9	4.50	1	1	0
04/03/2019 17:00	1.0	13.9	1,519.2	0.8	4.60	1	1	1
04/03/2019 18:00	1.2	13.0	1,913.8	0.9	5.70	1	1	1
04/03/2019 19:00	1.3	12.5	2,030.3	0.9	6.10	1	1	1
04/03/2019 20:00	1.4	12.2	2,097.5	0.9	6.30	1	1	1
04/03/2019 21:00	1.4	12.2	2,096.1	0.9	6.30	1	1	1
04/03/2019 22:00	1.3	12.9	1,939.1	1.0	7.80	1	1	1
04/03/2019 23:00	1.3	13.0	1,905.8	1.0	7.60	1	1	1
<b>Average/Sum#:</b>	3.1	13.8	1,510.3	4.1	216.24 #	22 #	20 #	7 #
<b>Minimum:</b>	0.9	12.2	462.0	0.8	3.90	0	0	0
<b>Maximum:</b>	30.6	17.6	2,097.5	54.7	63.44	1	1	1
<b>%SI</b>	8.33	8.33	8.33	8.33	8.33	0.00	0.00	0.00

# Daily Summary Report

## CT1 - NOx



From: 04/01/2019 00:00 To: 06/30/2019 23:59 Facility Name: COLUSA GENERATING STATION  
 Generated: 07/03/2019 08:38 Location: Maxwell, CA

Red = Invalid or Excluded Data | Green = Edited Status | Blue = Edited Value | \* = Excess Emission

Const. Value/Limit Tag:

	Unit CT1 NOx, Ppm 1 Hour(s)	Unit CT1 O2, Dry, Pct 1 Hour(s)	Unit CT1 HI, MBtuPerHr 1 Hour(s)	> Limit Unit CT1 NOx, Ppmvdc 1 Hour(s)	> Limit Unit CT1 NOx, Lb 1 Hour(s)	Unit CT1 UnitOn, TF 1 Hour(s)	Unit CT1 NormalOp, TF 1 Hour(s)	Unit CT1 DBOn, TF 1 Hour(s)
04/04/2019 00:00	1.1	13.9	1,530.9	0.9	4.60	1	1	0
04/04/2019 01:00	1.1	13.9	1,440.5	0.9	4.30	1	1	0
04/04/2019 02:00	1.1	13.9	1,508.4	0.9	4.50	1	1	0
04/04/2019 03:00	1.1	13.9	1,515.4	0.9	4.50	1	1	0
04/04/2019 04:00	1.1	13.9	1,356.5	0.9	4.10	1	1	0
04/04/2019 05:00	1.1	13.8	1,630.4	0.9	4.90	1	1	0
04/04/2019 06:00	1.2	13.9	1,670.4	1.0	6.70	1	1	0
04/04/2019 07:00	1.1	13.9	1,631.3	0.9	4.90	1	1	0
04/04/2019 08:00	1.0	13.9	1,315.0	0.8	3.90	1	1	0
04/04/2019 09:00	1.0	13.9	1,467.5	0.8	4.40	1	1	0
04/04/2019 10:00	1.0	14.0	1,296.3	0.9	3.90	1	1	0
04/04/2019 11:00	1.1	14.0	1,342.1	0.9	4.00	1	1	0
04/04/2019 12:00	1.0	14.0	1,367.5	0.9	4.10	1	1	0
04/04/2019 13:00	1.0	14.0	1,290.8	0.9	3.90	1	1	0
04/04/2019 14:00	1.0	14.0	1,377.3	0.9	4.10	1	1	0
04/04/2019 15:00	1.1	14.0	1,291.5	0.9	3.90	1	1	0
04/04/2019 16:00	1.1	13.9	1,616.7	0.9	4.90	1	1	0
04/04/2019 17:00	1.1	13.9	1,633.8	0.9	4.90	1	1	1
04/04/2019 18:00	1.2	13.2	1,891.4	0.9	5.70	1	1	1
04/04/2019 19:00	1.3	12.5	2,048.0	0.9	6.10	1	1	1
04/04/2019 20:00	1.4	12.2	2,116.6	0.9	6.30	1	1	1
04/04/2019 21:00	1.3	12.5	2,036.6	0.9	6.10	1	1	1
04/04/2019 22:00	1.0	13.7	1,482.0	0.8	4.40	1	1	1
04/04/2019 23:00	1.0	13.9	1,304.9	0.8	3.90	1	1	0
<b>Average/Sum#:</b>	1.1	13.7	1,548.4	0.9	113.00 #	24 #	24 #	6 #
<b>Minimum:</b>	1.0	12.2	1,290.8	0.8	3.90	1	1	0
<b>Maximum:</b>	1.4	14.0	2,116.6	1.0	6.70	1	1	1
<b>%SI</b>	0.00	0.00	0.00	0.00	0.00	0.00	0.00	0.00



# Daily Summary Report

## CT1 - NOx



From: 04/01/2019 00:00 To: 06/30/2019 23:59 Facility Name: COLUSA GENERATING STATION  
 Generated: 07/03/2019 08:38 Location: Maxwell, CA

Red = Invalid or Excluded Data | Green = Edited Status | Blue = Edited Value | \* = Excess Emission

Const. Value/Limit Tag:

	Unit CT1 NOx, Ppm 1 Hour(s)	Unit CT1 O2, Dry, Pct 1 Hour(s)	Unit CT1 HI, MBtuPerHr 1 Hour(s)	> Limit Unit CT1 NOx, Ppmvdc 1 Hour(s)	> Limit Unit CT1 NOx, Lb 1 Hour(s)	Unit CT1 UnitOn, TF 1 Hour(s)	Unit CT1 NormalOp, TF 1 Hour(s)	Unit CT1 DBOn, TF 1 Hour(s)
04/05/2019 00:00	1.1	13.9	1,306.3	0.9	3.90	1	1	0
04/05/2019 01:00	1.1	13.9	1,348.0	0.9	4.00	1	1	0
04/05/2019 02:00	1.1	13.9	1,392.1	0.9	4.20	1	1	0
04/05/2019 03:00	1.1	13.9	1,313.6	0.9	3.90	1	1	0
04/05/2019 04:00	1.1	13.9	1,282.9	0.9	3.80	1	1	0
04/05/2019 05:00	1.2	13.8	1,638.6	1.0	6.60	1	1	0
04/05/2019 06:00	1.0	13.9	1,294.2	0.8	3.90	1	1	0
04/05/2019 07:00	1.1	13.9	1,326.5	0.9	4.00	1	1	0
04/05/2019 08:00	1.1	13.9	1,570.2	0.9	4.70	1	1	0
04/05/2019 09:00	1.2	13.8	1,571.9	1.0	6.30	1	1	0
04/05/2019 10:00	1.1	13.8	1,637.6	0.9	4.90	1	1	0
04/05/2019 11:00	1.1	13.9	1,625.5	0.9	4.90	1	1	0
04/05/2019 12:00	1.1	13.9	1,654.3	0.9	5.00	1	1	0
04/05/2019 13:00	1.1	13.9	1,642.1	0.9	4.90	1	1	0
04/05/2019 14:00	1.1	13.9	1,469.8	0.9	4.40	1	1	0
04/05/2019 15:00	1.1	13.9	1,615.5	0.9	4.80	1	1	0
04/05/2019 16:00	1.1	13.9	1,628.8	0.9	4.90	1	1	0
04/05/2019 17:00	1.0	14.0	1,310.3	0.9	3.90	1	1	0
04/05/2019 18:00	1.1	13.9	1,611.6	0.9	4.80	1	1	0
04/05/2019 19:00	1.2	13.4	1,802.8	0.9	5.40	1	1	1
04/05/2019 20:00	1.3	12.6	2,017.0	0.9	6.10	1	1	1
04/05/2019 21:00	2.7	14.1	1,277.2	2.3	5.52	1	0	1
04/05/2019 22:00	0.0	0.0	0.0	0.0	0.00	0	0	0
04/05/2019 23:00	0.0	0.0	0.0	0.0	0.00	0	0	0
<b>Average/Sum#:</b>	1.2	13.8	1,515.3	1.0	104.82 #	22 #	21 #	3 #
<b>Minimum:</b>	1.0	12.6	1,277.2	0.8	3.80	0	0	0
<b>Maximum:</b>	2.7	14.1	2,017.0	2.3	6.60	1	1	1
<b>%SI</b>	8.33	8.33	8.33	8.33	8.33	0.00	0.00	0.00

# Daily Summary Report

## CT1 - NOx



From: 04/01/2019 00:00 To: 06/30/2019 23:59 Facility Name: COLUSA GENERATING STATION  
 Generated: 07/03/2019 08:38 Location: Maxwell, CA

Red = Invalid or Excluded Data | Green = Edited Status | Blue = Edited Value | \* = Excess Emission

Const. Value/Limit Tag:

	Unit CT1 NOx, Ppm 1 Hour(s)	Unit CT1 O2, Dry, Pct 1 Hour(s)	Unit CT1 HI, MBtuPerHr 1 Hour(s)	> Limit Unit CT1 NOx, Ppmvdc 1 Hour(s)	> Limit Unit CT1 NOx, Lb 1 Hour(s)	Unit CT1 UnitOn, TF 1 Hour(s)	Unit CT1 NormalOp, TF 1 Hour(s)	Unit CT1 DBOn, TF 1 Hour(s)
04/06/2019 00:00	0.0	0.0	0.0	0.0	0.00	0	0	0
04/06/2019 01:00	0.0	0.0	0.0	0.0	0.00	0	0	0
04/06/2019 02:00	0.0	0.0	0.0	0.0	0.00	0	0	0
04/06/2019 03:00	0.0	0.0	0.0	0.0	0.00	0	0	0
04/06/2019 04:00	0.0	0.0	0.0	0.0	0.00	0	0	0
04/06/2019 05:00	0.0	0.0	0.0	0.0	0.00	0	0	0
04/06/2019 06:00	0.0	0.0	0.0	0.0	0.00	0	0	0
04/06/2019 07:00	0.0	0.0	0.0	0.0	0.00	0	0	0
04/06/2019 08:00	0.0	0.0	0.0	0.0	0.00	0	0	0
04/06/2019 09:00	0.0	0.0	0.0	0.0	0.00	0	0	0
04/06/2019 10:00	0.0	0.0	0.0	0.0	0.00	0	0	0
04/06/2019 11:00	0.0	0.0	0.0	0.0	0.00	0	0	0
04/06/2019 12:00	0.0	0.0	0.0	0.0	0.00	0	0	0
04/06/2019 13:00	0.0	0.0	0.0	0.0	0.00	0	0	0
04/06/2019 14:00	0.0	0.0	0.0	0.0	0.00	0	0	0
04/06/2019 15:00	0.0	0.0	0.0	0.0	0.00	0	0	0
04/06/2019 16:00	0.0	0.0	0.0	0.0	0.00	0	0	0
04/06/2019 17:00	0.0	0.0	0.0	0.0	0.00	0	0	0
04/06/2019 18:00	0.0	0.0	0.0	0.0	0.00	0	0	0
04/06/2019 19:00	0.0	0.0	0.0	0.0	0.00	0	0	0
04/06/2019 20:00	0.0	0.0	0.0	0.0	0.00	0	0	0
04/06/2019 21:00	0.0	0.0	0.0	0.0	0.00	0	0	0
04/06/2019 22:00	0.0	0.0	0.0	0.0	0.00	0	0	0
04/06/2019 23:00	0.0	0.0	0.0	0.0	0.00	0	0	0
Average/Sum#:	0.0	0.0	0.0	0.0	0.00 #	0 #	0 #	0 #
Minimum:	0.0	0.0	0.0	0.0	0.00	0	0	0
Maximum:	0.0	0.0	0.0	0.0	0.00	0	0	0
%SI	100.00	100.00	100.00	100.00	100.00	0.00	0.00	0.00

# Daily Summary Report

## CT1 - NOx



From: 04/01/2019 00:00 To: 06/30/2019 23:59 Facility Name: COLUSA GENERATING STATION  
 Generated: 07/03/2019 08:38 Location: Maxwell, CA

Red = Invalid or Excluded Data | Green = Edited Status | Blue = Edited Value | \* = Excess Emission

Const. Value/Limit Tag:

	Unit CT1 NOX, Ppm 1 Hour(s)	Unit CT1 O2, Dry, Pct 1 Hour(s)	Unit CT1 HI, MBtuPerHr 1 Hour(s)	> Limit Unit CT1 NOX, Ppmvdc 1 Hour(s)	> Limit Unit CT1 NOX, Lb 1 Hour(s)	Unit CT1 UnitOn, TF 1 Hour(s)	Unit CT1 NormalOp, TF 1 Hour(s)	Unit CT1 DBOn, TF 1 Hour(s)
04/07/2019 00:00	0.0	0.0	0.0	0.0	0.00	0	0	0
04/07/2019 01:00	0.0	0.0	0.0	0.0	0.00	0	0	0
04/07/2019 02:00	0.0	0.0	0.0	0.0	0.00	0	0	0
04/07/2019 03:00	0.0	0.0	0.0	0.0	0.00	0	0	0
04/07/2019 04:00	0.0	0.0	0.0	0.0	0.00	0	0	0
04/07/2019 05:00	0.0	0.0	0.0	0.0	0.00	0	0	0
04/07/2019 06:00	0.0	0.0	0.0	0.0	0.00	0	0	0
04/07/2019 07:00	0.0	0.0	0.0	0.0	0.00	0	0	0
04/07/2019 08:00	0.0	0.0	0.0	0.0	0.00	0	0	0
04/07/2019 09:00	0.0	0.0	0.0	0.0	0.00	0	0	0
04/07/2019 10:00	0.0	0.0	0.0	0.0	0.00	0	0	0
04/07/2019 11:00	0.0	0.0	0.0	0.0	0.00	0	0	0
04/07/2019 12:00	0.0	0.0	0.0	0.0	0.00	0	0	0
04/07/2019 13:00	0.0	0.0	0.0	0.0	0.00	0	0	0
04/07/2019 14:00	0.0	0.0	0.0	0.0	0.00	0	0	0
04/07/2019 15:00	0.0	0.0	0.0	0.0	0.00	0	0	0
04/07/2019 16:00	0.0	0.0	0.0	0.0	0.00	0	0	0
04/07/2019 17:00	0.0	0.0	0.0	0.0	0.00	0	0	0
04/07/2019 18:00	0.0	0.0	0.0	0.0	0.00	0	0	0
04/07/2019 19:00	15.1	18.6	338.1	38.7	9.66	1	0	0
04/07/2019 20:00	33.3	16.3	648.4	42.7	101.80	1	0	0
04/07/2019 21:00	2.0	13.9	1,391.4	1.7	8.30	1	0	0
04/07/2019 22:00	1.1	14.0	1,307.7	0.9	3.90	1	1	0
04/07/2019 23:00	1.1	13.9	1,345.1	0.9	4.00	1	1	0
<b>Average/Sum#:</b>	10.5	15.3	1,006.1	17.0	127.66 #	5 #	2 #	0 #
<b>Minimum:</b>	1.1	13.9	338.1	0.9	3.90	0	0	0
<b>Maximum:</b>	33.3	18.6	1,391.4	42.7	101.80	1	1	0
<b>%SI</b>	79.17	79.17	79.17	79.17	79.17	0.00	0.00	0.00

# Daily Summary Report

## CT1 - NOx



From: 04/01/2019 00:00 To: 06/30/2019 23:59 Facility Name: COLUSA GENERATING STATION  
 Generated: 07/03/2019 08:38 Location: Maxwell, CA

Red = Invalid or Excluded Data | Green = Edited Status | Blue = Edited Value | \* = Excess Emission

Const. Value/Limit Tag:

	Unit CT1 NOx, Ppm 1 Hour(s)	Unit CT1 O2, Dry, Pct 1 Hour(s)	Unit CT1 HI, MBtuPerHr 1 Hour(s)	> Limit Unit CT1 NOx, Ppmvdc 1 Hour(s)	> Limit Unit CT1 NOx, Lb 1 Hour(s)	Unit CT1 UnitOn, TF 1 Hour(s)	Unit CT1 NormalOp, TF 1 Hour(s)	Unit CT1 DBOn, TF 1 Hour(s)
04/08/2019 00:00	1.1	13.9	1,345.5	0.9	4.00	1	1	0
04/08/2019 01:00	1.1	13.9	1,387.0	0.9	4.20	1	1	0
04/08/2019 02:00	1.1	13.9	1,349.9	0.9	4.00	1	1	0
04/08/2019 03:00	1.1	13.9	1,286.7	0.9	3.90	1	1	0
04/08/2019 04:00	1.1	13.8	1,585.8	0.9	4.80	1	1	0
04/08/2019 05:00	1.1	13.8	1,588.7	0.9	4.80	1	1	0
04/08/2019 06:00	1.2	13.8	1,659.7	1.0	6.60	1	1	0
04/08/2019 07:00	1.1	13.9	1,455.9	0.9	4.40	1	1	0
04/08/2019 08:00	1.1	13.9	1,489.4	0.9	4.50	1	1	0
04/08/2019 09:00	1.0	13.9	1,388.1	0.8	4.20	1	1	0
04/08/2019 10:00	1.1	13.8	1,490.1	0.9	4.50	1	1	0
04/08/2019 11:00	1.0	13.9	1,372.5	0.8	4.10	1	1	0
04/08/2019 12:00	1.1	13.9	1,517.6	0.9	4.60	1	1	0
04/08/2019 13:00	1.0	14.0	1,317.5	0.9	4.00	1	1	0
04/08/2019 14:00	1.1	13.9	1,424.2	0.9	4.30	1	1	0
04/08/2019 15:00	1.1	13.9	1,584.7	0.9	4.80	1	1	0
04/08/2019 16:00	1.1	13.9	1,344.2	0.9	4.00	1	1	0
04/08/2019 17:00	1.1	13.8	1,619.2	0.9	4.90	1	1	0
04/08/2019 18:00	1.1	13.8	1,617.7	0.9	4.90	1	1	0
04/08/2019 19:00	1.1	13.8	1,675.6	0.9	5.00	1	1	1
04/08/2019 20:00	1.2	13.0	1,933.7	0.9	5.80	1	1	1
04/08/2019 21:00	1.3	12.5	2,052.0	0.9	6.20	1	1	1
04/08/2019 22:00	1.2	13.1	1,906.7	0.9	5.70	1	1	1
04/08/2019 23:00	4.2	15.7	637.9	4.8	2.88	1	0	0
<b>Average/Sum#:</b>	1.2	13.8	1,501.3	1.1	111.08 #	24 #	23 #	4 #
<b>Minimum:</b>	1.0	12.5	637.9	0.8	2.88	1	0	0
<b>Maximum:</b>	4.2	15.7	2,052.0	4.8	6.60	1	1	1
<b>%SI</b>	0.00	0.00	0.00	0.00	0.00	0.00	0.00	0.00

# Daily Summary Report

## CT1 - NOx



From: 04/01/2019 00:00 To: 06/30/2019 23:59 Facility Name: COLUSA GENERATING STATION  
 Generated: 07/03/2019 08:38 Location: Maxwell, CA

Red = Invalid or Excluded Data | Green = Edited Status | Blue = Edited Value | \* = Excess Emission

Const. Value/Limit Tag:

	Unit CT1 NOX, Ppm 1 Hour(s)	Unit CT1 O2, Dry, Pct 1 Hour(s)	Unit CT1 HI, MBtuPerHr 1 Hour(s)	> Limit Unit CT1 NOX, Ppmvdc 1 Hour(s)	> Limit Unit CT1 NOX, Lb 1 Hour(s)	Unit CT1 UnitOn, TF 1 Hour(s)	Unit CT1 NormalOp, TF 1 Hour(s)	Unit CT1 DBOn, TF 1 Hour(s)
04/09/2019 00:00	0.0	0.0	0.0	0.0	0.00	0	0	0
04/09/2019 01:00	0.0	0.0	0.0	0.0	0.00	0	0	0
04/09/2019 02:00	0.0	0.0	0.0	0.0	0.00	0	0	0
04/09/2019 03:00	0.0	0.0	0.0	0.0	0.00	0	0	0
04/09/2019 04:00	0.0	0.0	0.0	0.0	0.00	0	0	0
04/09/2019 05:00	0.0	0.0	0.0	0.0	0.00	0	0	0
04/09/2019 06:00	0.0	0.0	0.0	0.0	0.00	0	0	0
04/09/2019 07:00	0.0	0.0	0.0	0.0	0.00	0	0	0
04/09/2019 08:00	0.0	0.0	0.0	0.0	0.00	0	0	0
04/09/2019 09:00	0.0	0.0	0.0	0.0	0.00	0	0	0
04/09/2019 10:00	0.0	0.0	0.0	0.0	0.00	0	0	0
04/09/2019 11:00	0.0	0.0	0.0	0.0	0.00	0	0	0
04/09/2019 12:00	0.0	0.0	0.0	0.0	0.00	0	0	0
04/09/2019 13:00	0.0	0.0	0.0	0.0	0.00	0	0	0
04/09/2019 14:00	0.0	0.0	0.0	0.0	0.00	0	0	0
04/09/2019 15:00	0.0	0.0	0.0	0.0	0.00	0	0	0
04/09/2019 16:00	0.0	0.0	0.0	0.0	0.00	0	0	0
04/09/2019 17:00	0.0	0.0	0.0	0.0	0.00	0	0	0
04/09/2019 18:00	0.0	0.0	0.0	0.0	0.00	0	0	0
04/09/2019 19:00	0.0	0.0	0.0	0.0	0.00	0	0	0
04/09/2019 20:00	0.0	0.0	0.0	0.0	0.00	0	0	0
04/09/2019 21:00	0.0	0.0	0.0	0.0	0.00	0	0	0
04/09/2019 22:00	0.0	0.0	0.0	0.0	0.00	0	0	0
04/09/2019 23:00	0.0	0.0	0.0	0.0	0.00	0	0	0
Average/Sum#:	0.0	0.0	0.0	0.0	0.00 #	0 #	0 #	0 #
Minimum:	0.0	0.0	0.0	0.0	0.00	0	0	0
Maximum:	0.0	0.0	0.0	0.0	0.00	0	0	0
%SI	100.00	100.00	100.00	100.00	100.00	0.00	0.00	0.00

# Daily Summary Report

## CT1 - NOx



From: 04/01/2019 00:00 To: 06/30/2019 23:59 Facility Name: COLUSA GENERATING STATION  
 Generated: 07/03/2019 08:38 Location: Maxwell, CA

Red = Invalid or Excluded Data | Green = Edited Status | Blue = Edited Value | \* = Excess Emission

Const. Value/Limit Tag:

	Unit CT1 NOx, Ppm 1 Hour(s)	Unit CT1 O2, Dry, Pct 1 Hour(s)	Unit CT1 HI, MBtuPerHr 1 Hour(s)	> Limit Unit CT1 NOx, Ppmvdc 1 Hour(s)	> Limit Unit CT1 NOx, Lb 1 Hour(s)	Unit CT1 UnitOn, TF 1 Hour(s)	Unit CT1 NormalOp, TF 1 Hour(s)	Unit CT1 DBOn, TF 1 Hour(s)
04/10/2019 00:00	0.0	0.0	0.0	0.0	0.00	0	0	0
04/10/2019 01:00	0.0	0.0	0.0	0.0	0.00	0	0	0
04/10/2019 02:00	0.0	0.0	0.0	0.0	0.00	0	0	0
04/10/2019 03:00	0.0	0.0	0.0	0.0	0.00	0	0	0
04/10/2019 04:00	0.0	0.0	0.0	0.0	0.00	0	0	0
04/10/2019 05:00	0.0	0.0	0.0	0.0	0.00	0	0	0
04/10/2019 06:00	0.0	0.0	0.0	0.0	0.00	0	0	0
04/10/2019 07:00	0.0	0.0	0.0	0.0	0.00	0	0	0
04/10/2019 08:00	0.0	0.0	0.0	0.0	0.00	0	0	0
04/10/2019 09:00	0.0	0.0	0.0	0.0	0.00	0	0	0
04/10/2019 10:00	0.0	0.0	0.0	0.0	0.00	0	0	0
04/10/2019 11:00	0.0	0.0	0.0	0.0	0.00	0	0	0
04/10/2019 12:00	0.0	0.0	0.0	0.0	0.00	0	0	0
04/10/2019 13:00	0.0	0.0	0.0	0.0	0.00	0	0	0
04/10/2019 14:00	0.0	0.0	0.0	0.0	0.00	0	0	0
04/10/2019 15:00	0.0	0.0	0.0	0.0	0.00	0	0	0
04/10/2019 16:00	0.0	0.0	0.0	0.0	0.00	0	0	0
04/10/2019 17:00	0.0	0.0	0.0	0.0	0.00	0	0	0
04/10/2019 18:00	0.0	0.0	0.0	0.0	0.00	0	0	0
04/10/2019 19:00	0.0	0.0	0.0	0.0	0.00	0	0	0
04/10/2019 20:00	0.0	0.0	0.0	0.0	0.00	0	0	0
04/10/2019 21:00	0.0	0.0	0.0	0.0	0.00	0	0	0
04/10/2019 22:00	0.0	0.0	0.0	0.0	0.00	0	0	0
04/10/2019 23:00	0.0	0.0	0.0	0.0	0.00	0	0	0
Average/Sum#:	0.0	0.0	0.0	0.0	0.00 #	0 #	0 #	0 #
Minimum:	0.0	0.0	0.0	0.0	0.00	0	0	0
Maximum:	0.0	0.0	0.0	0.0	0.00	0	0	0
%SI	100.00	100.00	100.00	100.00	100.00	0.00	0.00	0.00

# Daily Summary Report

## CT1 - NOx



From: 04/01/2019 00:00 To: 06/30/2019 23:59 Facility Name: COLUSA GENERATING STATION  
 Generated: 07/03/2019 08:38 Location: Maxwell, CA

Red = Invalid or Excluded Data | Green = Edited Status | Blue = Edited Value | \* = Excess Emission

Const. Value/Limit Tag:

	Unit CT1 NOX, Ppm 1 Hour(s)	Unit CT1 O2, Dry, Pct 1 Hour(s)	Unit CT1 HI, MBtuPerHr 1 Hour(s)	> Limit Unit CT1 NOX, Ppmvdc 1 Hour(s)	> Limit Unit CT1 NOX, Lb 1 Hour(s)	Unit CT1 UnitOn, TF 1 Hour(s)	Unit CT1 NormalOp, TF 1 Hour(s)	Unit CT1 DBOn, TF 1 Hour(s)
04/11/2019 00:00	0.0	0.0	0.0	0.0	0.00	0	0	0
04/11/2019 01:00	0.0	0.0	0.0	0.0	0.00	0	0	0
04/11/2019 02:00	0.0	0.0	0.0	0.0	0.00	0	0	0
04/11/2019 03:00	0.0	0.0	0.0	0.0	0.00	0	0	0
04/11/2019 04:00	0.0	0.0	0.0	0.0	0.00	0	0	0
04/11/2019 05:00	0.0	0.0	0.0	0.0	0.00	0	0	0
04/11/2019 06:00	0.0	0.0	0.0	0.0	0.00	0	0	0
04/11/2019 07:00	0.0	0.0	0.0	0.0	0.00	0	0	0
04/11/2019 08:00	0.0	0.0	0.0	0.0	0.00	0	0	0
04/11/2019 09:00	0.0	0.0	0.0	0.0	0.00	0	0	0
04/11/2019 10:00	0.0	0.0	0.0	0.0	0.00	0	0	0
04/11/2019 11:00	0.0	0.0	0.0	0.0	0.00	0	0	0
04/11/2019 12:00	0.0	0.0	0.0	0.0	0.00	0	0	0
04/11/2019 13:00	0.0	0.0	0.0	0.0	0.00	0	0	0
04/11/2019 14:00	0.0	0.0	0.0	0.0	0.00	0	0	0
04/11/2019 15:00	0.0	0.0	0.0	0.0	0.00	0	0	0
04/11/2019 16:00	0.0	0.0	0.0	0.0	0.00	0	0	0
04/11/2019 17:00	0.0	0.0	0.0	0.0	0.00	0	0	0
04/11/2019 18:00	0.0	0.0	0.0	0.0	0.00	0	0	0
04/11/2019 19:00	0.0	0.0	0.0	0.0	0.00	0	0	0
04/11/2019 20:00	0.0	0.0	0.0	0.0	0.00	0	0	0
04/11/2019 21:00	0.0	0.0	0.0	0.0	0.00	0	0	0
04/11/2019 22:00	0.0	0.0	0.0	0.0	0.00	0	0	0
04/11/2019 23:00	0.0	0.0	0.0	0.0	0.00	0	0	0
Average/Sum#:	0.0	0.0	0.0	0.0	0.00 #	0 #	0 #	0 #
Minimum:	0.0	0.0	0.0	0.0	0.00	0	0	0
Maximum:	0.0	0.0	0.0	0.0	0.00	0	0	0
%SI	100.00	100.00	100.00	100.00	100.00	0.00	0.00	0.00

# Daily Summary Report

## CT1 - NOx



From: 04/01/2019 00:00 To: 06/30/2019 23:59 Facility Name: COLUSA GENERATING STATION  
 Generated: 07/03/2019 08:38 Location: Maxwell, CA

Red = Invalid or Excluded Data | Green = Edited Status | Blue = Edited Value | \* = Excess Emission

Const. Value/Limit Tag:

	Unit CT1 NOx, Ppm 1 Hour(s)	Unit CT1 O2, Dry, Pct 1 Hour(s)	Unit CT1 HI, MBtuPerHr 1 Hour(s)	> Limit Unit CT1 NOx, Ppmvdc 1 Hour(s)	> Limit Unit CT1 NOx, Lb 1 Hour(s)	Unit CT1 UnitOn, TF 1 Hour(s)	Unit CT1 NormalOp, TF 1 Hour(s)	Unit CT1 DBOn, TF 1 Hour(s)
04/12/2019 00:00	0.0	0.0	0.0	0.0	0.00	0	0	0
04/12/2019 01:00	0.0	0.0	0.0	0.0	0.00	0	0	0
04/12/2019 02:00	0.0	0.0	0.0	0.0	0.00	0	0	0
04/12/2019 03:00	0.0	0.0	0.0	0.0	0.00	0	0	0
04/12/2019 04:00	0.0	0.0	0.0	0.0	0.00	0	0	0
04/12/2019 05:00	0.0	0.0	0.0	0.0	0.00	0	0	0
04/12/2019 06:00	0.0	0.0	0.0	0.0	0.00	0	0	0
04/12/2019 07:00	0.0	0.0	0.0	0.0	0.00	0	0	0
04/12/2019 08:00	0.0	0.0	0.0	0.0	0.00	0	0	0
04/12/2019 09:00	0.0	0.0	0.0	0.0	0.00	0	0	0
04/12/2019 10:00	0.0	0.0	0.0	0.0	0.00	0	0	0
04/12/2019 11:00	0.0	0.0	0.0	0.0	0.00	0	0	0
04/12/2019 12:00	0.0	0.0	0.0	0.0	0.00	0	0	0
04/12/2019 13:00	0.0	0.0	0.0	0.0	0.00	0	0	0
04/12/2019 14:00	0.0	0.0	0.0	0.0	0.00	0	0	0
04/12/2019 15:00	0.0	0.0	0.0	0.0	0.00	0	0	0
04/12/2019 16:00	0.0	0.0	0.0	0.0	0.00	0	0	0
04/12/2019 17:00	0.0	0.0	0.0	0.0	0.00	0	0	0
04/12/2019 18:00	0.0	0.0	0.0	0.0	0.00	0	0	0
04/12/2019 19:00	0.0	0.0	0.0	0.0	0.00	0	0	0
04/12/2019 20:00	0.0	0.0	0.0	0.0	0.00	0	0	0
04/12/2019 21:00	0.0	0.0	0.0	0.0	0.00	0	0	0
04/12/2019 22:00	0.0	0.0	0.0	0.0	0.00	0	0	0
04/12/2019 23:00	0.0	0.0	0.0	0.0	0.00	0	0	0
Average/Sum#:	0.0	0.0	0.0	0.0	0.00 #	0 #	0 #	0 #
Minimum:	0.0	0.0	0.0	0.0	0.00	0	0	0
Maximum:	0.0	0.0	0.0	0.0	0.00	0	0	0
%SI	100.00	100.00	100.00	100.00	100.00	0.00	0.00	0.00



# Daily Summary Report

## CT1 - NOx



From: 04/01/2019 00:00 To: 06/30/2019 23:59 Facility Name: COLUSA GENERATING STATION  
 Generated: 07/03/2019 08:38 Location: Maxwell, CA

Red = Invalid or Excluded Data | Green = Edited Status | Blue = Edited Value | \* = Excess Emission

Const. Value/Limit Tag:

	Unit CT1 NOx, Ppm 1 Hour(s)	Unit CT1 O2, Dry, Pct 1 Hour(s)	Unit CT1 HI, MBtuPerHr 1 Hour(s)	> Limit Unit CT1 NOx, Ppmvdc 1 Hour(s)	> Limit Unit CT1 NOx, Lb 1 Hour(s)	Unit CT1 UnitOn, TF 1 Hour(s)	Unit CT1 NormalOp, TF 1 Hour(s)	Unit CT1 DBOn, TF 1 Hour(s)
04/13/2019 00:00	0.0	0.0	0.0	0.0	0.00	0	0	0
04/13/2019 01:00	0.0	0.0	0.0	0.0	0.00	0	0	0
04/13/2019 02:00	0.0	0.0	0.0	0.0	0.00	0	0	0
04/13/2019 03:00	0.0	0.0	0.0	0.0	0.00	0	0	0
04/13/2019 04:00	0.0	0.0	0.0	0.0	0.00	0	0	0
04/13/2019 05:00	0.0	0.0	0.0	0.0	0.00	0	0	0
04/13/2019 06:00	0.0	0.0	0.0	0.0	0.00	0	0	0
04/13/2019 07:00	0.0	0.0	0.0	0.0	0.00	0	0	0
04/13/2019 08:00	0.0	0.0	0.0	0.0	0.00	0	0	0
04/13/2019 09:00	0.0	0.0	0.0	0.0	0.00	0	0	0
04/13/2019 10:00	0.0	0.0	0.0	0.0	0.00	0	0	0
04/13/2019 11:00	0.0	0.0	0.0	0.0	0.00	0	0	0
04/13/2019 12:00	0.0	0.0	0.0	0.0	0.00	0	0	0
04/13/2019 13:00	0.0	0.0	0.0	0.0	0.00	0	0	0
04/13/2019 14:00	0.0	0.0	0.0	0.0	0.00	0	0	0
04/13/2019 15:00	0.0	0.0	0.0	0.0	0.00	0	0	0
04/13/2019 16:00	0.0	0.0	0.0	0.0	0.00	0	0	0
04/13/2019 17:00	0.0	0.0	0.0	0.0	0.00	0	0	0
04/13/2019 18:00	0.0	0.0	0.0	0.0	0.00	0	0	0
04/13/2019 19:00	0.0	0.0	0.0	0.0	0.00	0	0	0
04/13/2019 20:00	0.0	0.0	0.0	0.0	0.00	0	0	0
04/13/2019 21:00	0.0	0.0	0.0	0.0	0.00	0	0	0
04/13/2019 22:00	0.0	0.0	0.0	0.0	0.00	0	0	0
04/13/2019 23:00	0.0	0.0	0.0	0.0	0.00	0	0	0
Average/Sum#:	0.0	0.0	0.0	0.0	0.00 #	0 #	0 #	0 #
Minimum:	0.0	0.0	0.0	0.0	0.00	0	0	0
Maximum:	0.0	0.0	0.0	0.0	0.00	0	0	0
%SI	100.00	100.00	100.00	100.00	100.00	0.00	0.00	0.00

# Daily Summary Report

## CT1 - NOx



From: 04/01/2019 00:00 To: 06/30/2019 23:59 Facility Name: COLUSA GENERATING STATION  
 Generated: 07/03/2019 08:38 Location: Maxwell, CA

Red = Invalid or Excluded Data | Green = Edited Status | Blue = Edited Value | \* = Excess Emission

Const. Value/Limit Tag:

	Unit CT1 NOx, Ppm 1 Hour(s)	Unit CT1 O2, Dry, Pct 1 Hour(s)	Unit CT1 HI, MBtuPerHr 1 Hour(s)	> Limit Unit CT1 NOx, Ppmvdc 1 Hour(s)	> Limit Unit CT1 NOx, Lb 1 Hour(s)	Unit CT1 UnitOn, TF 1 Hour(s)	Unit CT1 NormalOp, TF 1 Hour(s)	Unit CT1 DBOn, TF 1 Hour(s)
04/14/2019 00:00	0.0	0.0	0.0	0.0	0.00	0	0	0
04/14/2019 01:00	0.0	0.0	0.0	0.0	0.00	0	0	0
04/14/2019 02:00	0.0	0.0	0.0	0.0	0.00	0	0	0
04/14/2019 03:00	0.0	0.0	0.0	0.0	0.00	0	0	0
04/14/2019 04:00	0.0	0.0	0.0	0.0	0.00	0	0	0
04/14/2019 05:00	0.0	0.0	0.0	0.0	0.00	0	0	0
04/14/2019 06:00	0.0	0.0	0.0	0.0	0.00	0	0	0
04/14/2019 07:00	0.0	0.0	0.0	0.0	0.00	0	0	0
04/14/2019 08:00	0.0	0.0	0.0	0.0	0.00	0	0	0
04/14/2019 09:00	0.0	0.0	0.0	0.0	0.00	0	0	0
04/14/2019 10:00	0.0	0.0	0.0	0.0	0.00	0	0	0
04/14/2019 11:00	0.0	0.0	0.0	0.0	0.00	0	0	0
04/14/2019 12:00	0.0	0.0	0.0	0.0	0.00	0	0	0
04/14/2019 13:00	0.0	0.0	0.0	0.0	0.00	0	0	0
04/14/2019 14:00	0.0	0.0	0.0	0.0	0.00	0	0	0
04/14/2019 15:00	0.0	0.0	0.0	0.0	0.00	0	0	0
04/14/2019 16:00	0.0	0.0	0.0	0.0	0.00	0	0	0
04/14/2019 17:00	0.0	0.0	0.0	0.0	0.00	0	0	0
04/14/2019 18:00	0.0	0.0	0.0	0.0	0.00	0	0	0
04/14/2019 19:00	0.0	0.0	0.0	0.0	0.00	0	0	0
04/14/2019 20:00	0.0	0.0	0.0	0.0	0.00	0	0	0
04/14/2019 21:00	0.0	0.0	0.0	0.0	0.00	0	0	0
04/14/2019 22:00	0.0	0.0	0.0	0.0	0.00	0	0	0
04/14/2019 23:00	0.0	0.0	0.0	0.0	0.00	0	0	0
Average/Sum#:	0.0	0.0	0.0	0.0	0.00 #	0 #	0 #	0 #
Minimum:	0.0	0.0	0.0	0.0	0.00	0	0	0
Maximum:	0.0	0.0	0.0	0.0	0.00	0	0	0
%SI	100.00	100.00	100.00	100.00	100.00	0.00	0.00	0.00

# Daily Summary Report

## CT1 - NOx



From: 04/01/2019 00:00 To: 06/30/2019 23:59 Facility Name: COLUSA GENERATING STATION  
 Generated: 07/03/2019 08:38 Location: Maxwell, CA

Red = Invalid or Excluded Data | Green = Edited Status | Blue = Edited Value | \* = Excess Emission

Const. Value/Limit Tag:

	Unit CT1 NOx, Ppm 1 Hour(s)	Unit CT1 O2, Dry, Pct 1 Hour(s)	Unit CT1 HI, MBtuPerHr 1 Hour(s)	> Limit Unit CT1 NOx, Ppmvdc 1 Hour(s)	> Limit Unit CT1 NOx, Lb 1 Hour(s)	Unit CT1 UnitOn, TF 1 Hour(s)	Unit CT1 NormalOp, TF 1 Hour(s)	Unit CT1 DBOn, TF 1 Hour(s)
04/15/2019 00:00	0.0	0.0	0.0	0.0	0.00	0	0	0
04/15/2019 01:00	0.0	0.0	0.0	0.0	0.00	0	0	0
04/15/2019 02:00	0.0	0.0	0.0	0.0	0.00	0	0	0
04/15/2019 03:00	0.0	0.0	0.0	0.0	0.00	0	0	0
04/15/2019 04:00	0.0	0.0	0.0	0.0	0.00	0	0	0
04/15/2019 05:00	0.0	0.0	0.0	0.0	0.00	0	0	0
04/15/2019 06:00	0.0	0.0	0.0	0.0	0.00	0	0	0
04/15/2019 07:00	0.0	0.0	0.0	0.0	0.00	0	0	0
04/15/2019 08:00	0.0	0.0	0.0	0.0	0.00	0	0	0
04/15/2019 09:00	0.0	0.0	0.0	0.0	0.00	0	0	0
04/15/2019 10:00	0.0	0.0	0.0	0.0	0.00	0	0	0
04/15/2019 11:00	0.0	0.0	0.0	0.0	0.00	0	0	0
04/15/2019 12:00	0.0	0.0	0.0	0.0	0.00	0	0	0
04/15/2019 13:00	0.0	0.0	0.0	0.0	0.00	0	0	0
04/15/2019 14:00	0.0	0.0	0.0	0.0	0.00	0	0	0
04/15/2019 15:00	0.0	0.0	0.0	0.0	0.00	0	0	0
04/15/2019 16:00	0.0	0.0	0.0	0.0	0.00	0	0	0
04/15/2019 17:00	0.0	0.0	0.0	0.0	0.00	0	0	0
04/15/2019 18:00	0.0	0.0	0.0	0.0	0.00	0	0	0
04/15/2019 19:00	0.0	0.0	0.0	0.0	0.00	0	0	0
04/15/2019 20:00	0.0	0.0	0.0	0.0	0.00	0	0	0
04/15/2019 21:00	0.0	0.0	0.0	0.0	0.00	0	0	0
04/15/2019 22:00	0.0	0.0	0.0	0.0	0.00	0	0	0
04/15/2019 23:00	0.0	0.0	0.0	0.0	0.00	0	0	0
Average/Sum#:	0.0	0.0	0.0	0.0	0.00 #	0 #	0 #	0 #
Minimum:	0.0	0.0	0.0	0.0	0.00	0	0	0
Maximum:	0.0	0.0	0.0	0.0	0.00	0	0	0
%SI	100.00	100.00	100.00	100.00	100.00	0.00	0.00	0.00

# Daily Summary Report

## CT1 - NOx



From: 04/01/2019 00:00 To: 06/30/2019 23:59 Facility Name: COLUSA GENERATING STATION  
 Generated: 07/03/2019 08:38 Location: Maxwell, CA

Red = Invalid or Excluded Data | Green = Edited Status | Blue = Edited Value | \* = Excess Emission

Const. Value/Limit Tag:

	Unit CT1 NOx, Ppm 1 Hour(s)	Unit CT1 O2, Dry, Pct 1 Hour(s)	Unit CT1 HI, MBtuPerHr 1 Hour(s)	> Limit Unit CT1 NOx, Ppmvdc 1 Hour(s)	> Limit Unit CT1 NOx, Lb 1 Hour(s)	Unit CT1 UnitOn, TF 1 Hour(s)	Unit CT1 NormalOp, TF 1 Hour(s)	Unit CT1 DBOn, TF 1 Hour(s)
04/16/2019 00:00	0.0	0.0	0.0	0.0	0.00	0	0	0
04/16/2019 01:00	0.0	0.0	0.0	0.0	0.00	0	0	0
04/16/2019 02:00	0.0	0.0	0.0	0.0	0.00	0	0	0
04/16/2019 03:00	0.0	0.0	0.0	0.0	0.00	0	0	0
04/16/2019 04:00	0.0	0.0	0.0	0.0	0.00	0	0	0
04/16/2019 05:00	0.0	0.0	0.0	0.0	0.00	0	0	0
04/16/2019 06:00	0.0	0.0	0.0	0.0	0.00	0	0	0
04/16/2019 07:00	0.0	0.0	0.0	0.0	0.00	0	0	0
04/16/2019 08:00	0.0	0.0	0.0	0.0	0.00	0	0	0
04/16/2019 09:00	0.0	0.0	0.0	0.0	0.00	0	0	0
04/16/2019 10:00	0.0	0.0	0.0	0.0	0.00	0	0	0
04/16/2019 11:00	0.0	0.0	0.0	0.0	0.00	0	0	0
04/16/2019 12:00	0.0	0.0	0.0	0.0	0.00	0	0	0
04/16/2019 13:00	0.0	0.0	0.0	0.0	0.00	0	0	0
04/16/2019 14:00	0.0	0.0	0.0	0.0	0.00	0	0	0
04/16/2019 15:00	0.0	0.0	0.0	0.0	0.00	0	0	0
04/16/2019 16:00	0.0	0.0	0.0	0.0	0.00	0	0	0
04/16/2019 17:00	0.0	0.0	0.0	0.0	0.00	0	0	0
04/16/2019 18:00	0.0	0.0	0.0	0.0	0.00	0	0	0
04/16/2019 19:00	0.0	0.0	0.0	0.0	0.00	0	0	0
04/16/2019 20:00	0.0	0.0	0.0	0.0	0.00	0	0	0
04/16/2019 21:00	0.0	0.0	0.0	0.0	0.00	0	0	0
04/16/2019 22:00	0.0	0.0	0.0	0.0	0.00	0	0	0
04/16/2019 23:00	0.0	0.0	0.0	0.0	0.00	0	0	0
Average/Sum#:	0.0	0.0	0.0	0.0	0.00 #	0 #	0 #	0 #
Minimum:	0.0	0.0	0.0	0.0	0.00	0	0	0
Maximum:	0.0	0.0	0.0	0.0	0.00	0	0	0
%SI	100.00	100.00	100.00	100.00	100.00	0.00	0.00	0.00

# Daily Summary Report

## CT1 - NOx



From: 04/01/2019 00:00 To: 06/30/2019 23:59 Facility Name: COLUSA GENERATING STATION  
 Generated: 07/03/2019 08:38 Location: Maxwell, CA

Red = Invalid or Excluded Data | Green = Edited Status | Blue = Edited Value | \* = Excess Emission

Const. Value/Limit Tag:

	Unit CT1 NOx, Ppm 1 Hour(s)	Unit CT1 O2, Dry, Pct 1 Hour(s)	Unit CT1 HI, MBtuPerHr 1 Hour(s)	> Limit Unit CT1 NOx, Ppmvdc 1 Hour(s)	> Limit Unit CT1 NOx, Lb 1 Hour(s)	Unit CT1 UnitOn, TF 1 Hour(s)	Unit CT1 NormalOp, TF 1 Hour(s)	Unit CT1 DBOn, TF 1 Hour(s)
04/17/2019 00:00	0.0	0.0	0.0	0.0	0.00	0	0	0
04/17/2019 01:00	0.0	0.0	0.0	0.0	0.00	0	0	0
04/17/2019 02:00	0.0	0.0	0.0	0.0	0.00	0	0	0
04/17/2019 03:00	0.0	0.0	0.0	0.0	0.00	0	0	0
04/17/2019 04:00	0.0	0.0	0.0	0.0	0.00	0	0	0
04/17/2019 05:00	0.0	0.0	0.0	0.0	0.00	0	0	0
04/17/2019 06:00	0.0	0.0	0.0	0.0	0.00	0	0	0
04/17/2019 07:00	0.0	0.0	0.0	0.0	0.00	0	0	0
04/17/2019 08:00	0.0	0.0	0.0	0.0	0.00	0	0	0
04/17/2019 09:00	0.0	0.0	0.0	0.0	0.00	0	0	0
04/17/2019 10:00	0.0	0.0	0.0	0.0	0.00	0	0	0
04/17/2019 11:00	0.0	0.0	0.0	0.0	0.00	0	0	0
04/17/2019 12:00	0.0	0.0	0.0	0.0	0.00	0	0	0
04/17/2019 13:00	0.0	0.0	0.0	0.0	0.00	0	0	0
04/17/2019 14:00	0.0	0.0	0.0	0.0	0.00	0	0	0
04/17/2019 15:00	0.0	0.0	0.0	0.0	0.00	0	0	0
04/17/2019 16:00	0.0	0.0	0.0	0.0	0.00	0	0	0
04/17/2019 17:00	0.0	0.0	0.0	0.0	0.00	0	0	0
04/17/2019 18:00	0.0	0.0	0.0	0.0	0.00	0	0	0
04/17/2019 19:00	0.0	0.0	0.0	0.0	0.00	0	0	0
04/17/2019 20:00	0.0	0.0	0.0	0.0	0.00	0	0	0
04/17/2019 21:00	0.0	0.0	0.0	0.0	0.00	0	0	0
04/17/2019 22:00	0.0	0.0	0.0	0.0	0.00	0	0	0
04/17/2019 23:00	0.0	0.0	0.0	0.0	0.00	0	0	0
Average/Sum#:	0.0	0.0	0.0	0.0	0.00 #	0 #	0 #	0 #
Minimum:	0.0	0.0	0.0	0.0	0.00	0	0	0
Maximum:	0.0	0.0	0.0	0.0	0.00	0	0	0
%SI	100.00	100.00	100.00	100.00	100.00	0.00	0.00	0.00

# Daily Summary Report

## CT1 - NOx



From: 04/01/2019 00:00 To: 06/30/2019 23:59 Facility Name: COLUSA GENERATING STATION  
 Generated: 07/03/2019 08:38 Location: Maxwell, CA

Red = Invalid or Excluded Data | Green = Edited Status | Blue = Edited Value | \* = Excess Emission

Const. Value/Limit Tag:

	Unit CT1 NOx, Ppm 1 Hour(s)	Unit CT1 O2, Dry, Pct 1 Hour(s)	Unit CT1 HI, MBtuPerHr 1 Hour(s)	> Limit Unit CT1 NOx, Ppmvdc 1 Hour(s)	> Limit Unit CT1 NOx, Lb 1 Hour(s)	Unit CT1 UnitOn, TF 1 Hour(s)	Unit CT1 NormalOp, TF 1 Hour(s)	Unit CT1 DBOn, TF 1 Hour(s)
04/18/2019 00:00	0.0	0.0	0.0	0.0	0.00	0	0	0
04/18/2019 01:00	0.0	0.0	0.0	0.0	0.00	0	0	0
04/18/2019 02:00	0.0	0.0	0.0	0.0	0.00	0	0	0
04/18/2019 03:00	0.0	0.0	0.0	0.0	0.00	0	0	0
04/18/2019 04:00	0.0	0.0	0.0	0.0	0.00	0	0	0
04/18/2019 05:00	0.0	0.0	0.0	0.0	0.00	0	0	0
04/18/2019 06:00	0.0	0.0	0.0	0.0	0.00	0	0	0
04/18/2019 07:00	0.0	0.0	0.0	0.0	0.00	0	0	0
04/18/2019 08:00	0.0	0.0	0.0	0.0	0.00	0	0	0
04/18/2019 09:00	0.0	0.0	0.0	0.0	0.00	0	0	0
04/18/2019 10:00	0.0	0.0	0.0	0.0	0.00	0	0	0
04/18/2019 11:00	0.0	0.0	0.0	0.0	0.00	0	0	0
04/18/2019 12:00	0.0	0.0	0.0	0.0	0.00	0	0	0
04/18/2019 13:00	0.0	0.0	0.0	0.0	0.00	0	0	0
04/18/2019 14:00	27.0	17.8	445.5	51.4	39.57	1	0	0
04/18/2019 15:00	32.7	16.1	650.2	40.2	96.20	1	0	0
04/18/2019 16:00	11.8	14.9	1,117.7	11.6	48.10	1	0	0
04/18/2019 17:00	1.1	13.4	1,603.4	0.9	4.80	1	1	1
04/18/2019 18:00	0.0	0.0	1,921.9	0.0	0.00	1	1	1
04/18/2019 19:00	1.3	12.2	2,046.0	0.9	6.10	1	1	1
04/18/2019 20:00	1.4	12.0	2,097.0	0.9	6.30	1	1	1
04/18/2019 21:00	1.9	13.2	1,550.8	1.5	6.24	1	0	1
04/18/2019 22:00	0.0	0.0	0.0	0.0	0.00	0	0	0
04/18/2019 23:00	0.0	0.0	0.0	0.0	0.00	0	0	0
<b>Average/Sum#:</b>	11.0	14.2	1,429.1	15.3	207.31 #	8 #	4 #	5 #
<b>Minimum:</b>	1.1	12.0	445.5	0.9	4.80	0	0	0
<b>Maximum:</b>	32.7	17.8	2,097.0	51.4	96.20	1	1	1
<b>%SI</b>	70.83	70.83	66.67	70.83	70.83	0.00	0.00	0.00

# Daily Summary Report

## CT1 - NOx



From: 04/01/2019 00:00 To: 06/30/2019 23:59 Facility Name: COLUSA GENERATING STATION  
 Generated: 07/03/2019 08:38 Location: Maxwell, CA

Red = Invalid or Excluded Data | Green = Edited Status | Blue = Edited Value | \* = Excess Emission

Const. Value/Limit Tag:

	Unit CT1 NOX, Ppm 1 Hour(s)	Unit CT1 O2, Dry, Pct 1 Hour(s)	Unit CT1 HI, MBtuPerHr 1 Hour(s)	> Limit Unit CT1 NOX, Ppmvdc 1 Hour(s)	> Limit Unit CT1 NOX, Lb 1 Hour(s)	Unit CT1 UnitOn, TF 1 Hour(s)	Unit CT1 NormalOp, TF 1 Hour(s)	Unit CT1 DBOn, TF 1 Hour(s)
04/19/2019 00:00	0.0	0.0	0.0	0.0	0.00	0	0	0
04/19/2019 01:00	0.0	0.0	0.0	0.0	0.00	0	0	0
04/19/2019 02:00	0.0	0.0	0.0	0.0	0.00	0	0	0
04/19/2019 03:00	0.0	0.0	0.0	0.0	0.00	0	0	0
04/19/2019 04:00	0.0	0.0	0.0	0.0	0.00	0	0	0
04/19/2019 05:00	0.0	0.0	0.0	0.0	0.00	0	0	0
04/19/2019 06:00	0.0	0.0	0.0	0.0	0.00	0	0	0
04/19/2019 07:00	0.0	0.0	0.0	0.0	0.00	0	0	0
04/19/2019 08:00	0.0	0.0	0.0	0.0	0.00	0	0	0
04/19/2019 09:00	0.0	0.0	0.0	0.0	0.00	0	0	0
04/19/2019 10:00	0.0	0.0	0.0	0.0	0.00	0	0	0
04/19/2019 11:00	0.0	0.0	0.0	0.0	0.00	0	0	0
04/19/2019 12:00	0.0	0.0	0.0	0.0	0.00	0	0	0
04/19/2019 13:00	0.0	0.0	0.0	0.0	0.00	0	0	0
04/19/2019 14:00	0.0	0.0	0.0	0.0	0.00	0	0	0
04/19/2019 15:00	0.0	0.0	0.0	0.0	0.00	0	0	0
04/19/2019 16:00	0.0	0.0	0.0	0.0	0.00	0	0	0
04/19/2019 17:00	0.0	0.0	0.0	0.0	0.00	0	0	0
04/19/2019 18:00	0.0	0.0	0.0	0.0	0.00	0	0	0
04/19/2019 19:00	0.0	0.0	0.0	0.0	0.00	0	0	0
04/19/2019 20:00	0.0	0.0	0.0	0.0	0.00	0	0	0
04/19/2019 21:00	0.0	0.0	0.0	0.0	0.00	0	0	0
04/19/2019 22:00	0.0	0.0	0.0	0.0	0.00	0	0	0
04/19/2019 23:00	0.0	0.0	0.0	0.0	0.00	0	0	0
Average/Sum#:	0.0	0.0	0.0	0.0	0.00 #	0 #	0 #	0 #
Minimum:	0.0	0.0	0.0	0.0	0.00	0	0	0
Maximum:	0.0	0.0	0.0	0.0	0.00	0	0	0
%SI	100.00	100.00	100.00	100.00	100.00	0.00	0.00	0.00

# Daily Summary Report

## CT1 - NOx



From: 04/01/2019 00:00 To: 06/30/2019 23:59 Facility Name: COLUSA GENERATING STATION  
 Generated: 07/03/2019 08:38 Location: Maxwell, CA

Red = Invalid or Excluded Data | Green = Edited Status | Blue = Edited Value | \* = Excess Emission

Const. Value/Limit Tag:

	Unit CT1 NOX, Ppm 1 Hour(s)	Unit CT1 O2, Dry, Pct 1 Hour(s)	Unit CT1 HI, MBtuPerHr 1 Hour(s)	> Limit Unit CT1 NOX, Ppmvdc 1 Hour(s)	> Limit Unit CT1 NOX, Lb 1 Hour(s)	Unit CT1 UnitOn, TF 1 Hour(s)	Unit CT1 NormalOp, TF 1 Hour(s)	Unit CT1 DBOn, TF 1 Hour(s)
04/20/2019 00:00	0.0	0.0	0.0	0.0	0.00	0	0	0
04/20/2019 01:00	0.0	0.0	0.0	0.0	0.00	0	0	0
04/20/2019 02:00	0.0	0.0	0.0	0.0	0.00	0	0	0
04/20/2019 03:00	0.0	0.0	0.0	0.0	0.00	0	0	0
04/20/2019 04:00	0.0	0.0	0.0	0.0	0.00	0	0	0
04/20/2019 05:00	0.0	0.0	0.0	0.0	0.00	0	0	0
04/20/2019 06:00	0.0	0.0	0.0	0.0	0.00	0	0	0
04/20/2019 07:00	0.0	0.0	0.0	0.0	0.00	0	0	0
04/20/2019 08:00	0.0	0.0	0.0	0.0	0.00	0	0	0
04/20/2019 09:00	0.0	0.0	0.0	0.0	0.00	0	0	0
04/20/2019 10:00	0.0	0.0	0.0	0.0	0.00	0	0	0
04/20/2019 11:00	0.0	0.0	0.0	0.0	0.00	0	0	0
04/20/2019 12:00	0.0	0.0	0.0	0.0	0.00	0	0	0
04/20/2019 13:00	0.0	0.0	0.0	0.0	0.00	0	0	0
04/20/2019 14:00	0.0	0.0	0.0	0.0	0.00	0	0	0
04/20/2019 15:00	0.0	0.0	0.0	0.0	0.00	0	0	0
04/20/2019 16:00	0.0	0.0	0.0	0.0	0.00	0	0	0
04/20/2019 17:00	0.0	0.0	0.0	0.0	0.00	0	0	0
04/20/2019 18:00	0.0	0.0	0.0	0.0	0.00	0	0	0
04/20/2019 19:00	0.0	0.0	0.0	0.0	0.00	0	0	0
04/20/2019 20:00	0.0	0.0	0.0	0.0	0.00	0	0	0
04/20/2019 21:00	0.0	0.0	0.0	0.0	0.00	0	0	0
04/20/2019 22:00	0.0	0.0	0.0	0.0	0.00	0	0	0
04/20/2019 23:00	0.0	0.0	0.0	0.0	0.00	0	0	0
<b>Average/Sum#:</b>	0.0	0.0	0.0	0.0	0.00 #	0 #	0 #	0 #
<b>Minimum:</b>	0.0	0.0	0.0	0.0	0.00	0	0	0
<b>Maximum:</b>	0.0	0.0	0.0	0.0	0.00	0	0	0
<b>%SI</b>	100.00	100.00	100.00	100.00	100.00	0.00	0.00	0.00



# Daily Summary Report

## CT1 - NOx



From: 04/01/2019 00:00 To: 06/30/2019 23:59 Facility Name: COLUSA GENERATING STATION  
 Generated: 07/03/2019 08:38 Location: Maxwell, CA

Red = Invalid or Excluded Data | Green = Edited Status | Blue = Edited Value | \* = Excess Emission

Const. Value/Limit Tag:

	Unit CT1 NOx, Ppm 1 Hour(s)	Unit CT1 O2, Dry, Pct 1 Hour(s)	Unit CT1 HI, MBtuPerHr 1 Hour(s)	> Limit Unit CT1 NOx, Ppmvdc 1 Hour(s)	> Limit Unit CT1 NOx, Lb 1 Hour(s)	Unit CT1 UnitOn, TF 1 Hour(s)	Unit CT1 NormalOp, TF 1 Hour(s)	Unit CT1 DBOn, TF 1 Hour(s)
04/21/2019 00:00	0.0	0.0	0.0	0.0	0.00	0	0	0
04/21/2019 01:00	0.0	0.0	0.0	0.0	0.00	0	0	0
04/21/2019 02:00	0.0	0.0	0.0	0.0	0.00	0	0	0
04/21/2019 03:00	0.0	0.0	0.0	0.0	0.00	0	0	0
04/21/2019 04:00	0.0	0.0	0.0	0.0	0.00	0	0	0
04/21/2019 05:00	0.0	0.0	0.0	0.0	0.00	0	0	0
04/21/2019 06:00	0.0	0.0	0.0	0.0	0.00	0	0	0
04/21/2019 07:00	0.0	0.0	0.0	0.0	0.00	0	0	0
04/21/2019 08:00	0.0	0.0	0.0	0.0	0.00	0	0	0
04/21/2019 09:00	0.0	0.0	0.0	0.0	0.00	0	0	0
04/21/2019 10:00	0.0	0.0	0.0	0.0	0.00	0	0	0
04/21/2019 11:00	0.0	0.0	0.0	0.0	0.00	0	0	0
04/21/2019 12:00	0.0	0.0	0.0	0.0	0.00	0	0	0
04/21/2019 13:00	0.0	0.0	0.0	0.0	0.00	0	0	0
04/21/2019 14:00	0.0	0.0	0.0	0.0	0.00	0	0	0
04/21/2019 15:00	0.0	0.0	0.0	0.0	0.00	0	0	0
04/21/2019 16:00	0.0	0.0	0.0	0.0	0.00	0	0	0
04/21/2019 17:00	0.0	0.0	0.0	0.0	0.00	0	0	0
04/21/2019 18:00	0.0	0.0	0.0	0.0	0.00	0	0	0
04/21/2019 19:00	0.0	0.0	0.0	0.0	0.00	0	0	0
04/21/2019 20:00	0.0	0.0	0.0	0.0	0.00	0	0	0
04/21/2019 21:00	0.0	0.0	0.0	0.0	0.00	0	0	0
04/21/2019 22:00	0.0	0.0	0.0	0.0	0.00	0	0	0
04/21/2019 23:00	0.0	0.0	0.0	0.0	0.00	0	0	0
Average/Sum#:	0.0	0.0	0.0	0.0	0.00 #	0 #	0 #	0 #
Minimum:	0.0	0.0	0.0	0.0	0.00	0	0	0
Maximum:	0.0	0.0	0.0	0.0	0.00	0	0	0
%SI	100.00	100.00	100.00	100.00	100.00	0.00	0.00	0.00

# Daily Summary Report

## CT1 - NOx



From: 04/01/2019 00:00 To: 06/30/2019 23:59 Facility Name: COLUSA GENERATING STATION  
 Generated: 07/03/2019 08:38 Location: Maxwell, CA

Red = Invalid or Excluded Data | Green = Edited Status | Blue = Edited Value | \* = Excess Emission

Const. Value/Limit Tag:

	Unit CT1 NOx, Ppm 1 Hour(s)	Unit CT1 O2, Dry, Pct 1 Hour(s)	Unit CT1 HI, MBtuPerHr 1 Hour(s)	> Limit Unit CT1 NOx, Ppmvdc 1 Hour(s)	> Limit Unit CT1 NOx, Lb 1 Hour(s)	Unit CT1 UnitOn, TF 1 Hour(s)	Unit CT1 NormalOp, TF 1 Hour(s)	Unit CT1 DBOn, TF 1 Hour(s)
04/22/2019 00:00	0.0	0.0	0.0	0.0	0.00	0	0	0
04/22/2019 01:00	0.0	0.0	0.0	0.0	0.00	0	0	0
04/22/2019 02:00	0.0	0.0	0.0	0.0	0.00	0	0	0
04/22/2019 03:00	0.0	0.0	0.0	0.0	0.00	0	0	0
04/22/2019 04:00	0.0	0.0	0.0	0.0	0.00	0	0	0
04/22/2019 05:00	0.0	0.0	0.0	0.0	0.00	0	0	0
04/22/2019 06:00	0.0	0.0	0.0	0.0	0.00	0	0	0
04/22/2019 07:00	0.0	0.0	0.0	0.0	0.00	0	0	0
04/22/2019 08:00	0.0	0.0	0.0	0.0	0.00	0	0	0
04/22/2019 09:00	0.0	0.0	0.0	0.0	0.00	0	0	0
04/22/2019 10:00	0.0	0.0	0.0	0.0	0.00	0	0	0
04/22/2019 11:00	0.0	0.0	0.0	0.0	0.00	0	0	0
04/22/2019 12:00	0.0	0.0	0.0	0.0	0.00	0	0	0
04/22/2019 13:00	0.0	0.0	0.0	0.0	0.00	0	0	0
04/22/2019 14:00	0.0	0.0	0.0	0.0	0.00	0	0	0
04/22/2019 15:00	0.0	0.0	0.0	0.0	0.00	0	0	0
04/22/2019 16:00	0.0	0.0	0.0	0.0	0.00	0	0	0
04/22/2019 17:00	0.0	0.0	0.0	0.0	0.00	0	0	0
04/22/2019 18:00	0.0	0.0	0.0	0.0	0.00	0	0	0
04/22/2019 19:00	0.0	0.0	0.0	0.0	0.00	0	0	0
04/22/2019 20:00	0.0	0.0	0.0	0.0	0.00	0	0	0
04/22/2019 21:00	0.0	0.0	0.0	0.0	0.00	0	0	0
04/22/2019 22:00	0.0	0.0	0.0	0.0	0.00	0	0	0
04/22/2019 23:00	0.0	0.0	0.0	0.0	0.00	0	0	0
Average/Sum#:	0.0	0.0	0.0	0.0	0.00 #	0 #	0 #	0 #
Minimum:	0.0	0.0	0.0	0.0	0.00	0	0	0
Maximum:	0.0	0.0	0.0	0.0	0.00	0	0	0
%SI	100.00	100.00	100.00	100.00	100.00	0.00	0.00	0.00

# Daily Summary Report

## CT1 - NOx



From: 04/01/2019 00:00 To: 06/30/2019 23:59 Facility Name: COLUSA GENERATING STATION  
 Generated: 07/03/2019 08:38 Location: Maxwell, CA

Red = Invalid or Excluded Data | Green = Edited Status | Blue = Edited Value | \* = Excess Emission

Const. Value/Limit Tag:

	Unit CT1 NOx, Ppm 1 Hour(s)	Unit CT1 O2, Dry, Pct 1 Hour(s)	Unit CT1 HI, MBtuPerHr 1 Hour(s)	> Limit Unit CT1 NOx, Ppmvdc 1 Hour(s)	> Limit Unit CT1 NOx, Lb 1 Hour(s)	Unit CT1 UnitOn, TF 1 Hour(s)	Unit CT1 NormalOp, TF 1 Hour(s)	Unit CT1 DBOn, TF 1 Hour(s)
04/23/2019 00:00	0.0	0.0	0.0	0.0	0.00	0	0	0
04/23/2019 01:00	0.0	0.0	0.0	0.0	0.00	0	0	0
04/23/2019 02:00	0.0	0.0	0.0	0.0	0.00	0	0	0
04/23/2019 03:00	0.0	0.0	0.0	0.0	0.00	0	0	0
04/23/2019 04:00	33.6	17.6	461.5	60.1	71.40	1	0	0
04/23/2019 05:00	28.0	15.7	739.1	31.8	86.50	1	0	0
04/23/2019 06:00	0.8	14.0	1,352.3	0.7	4.10	1	0	0
04/23/2019 07:00	1.1	13.9	1,411.6	0.9	4.20	1	1	0
04/23/2019 08:00	1.1	13.9	1,421.7	0.9	4.30	1	1	0
04/23/2019 09:00	0.9	13.9	1,421.8	0.8	4.30	1	1	0
04/23/2019 10:00	1.1	13.9	1,441.4	0.9	4.30	1	1	0
04/23/2019 11:00	1.1	13.9	1,435.5	0.9	4.30	1	1	0
04/23/2019 12:00	1.1	13.9	1,589.3	0.9	4.80	1	1	0
04/23/2019 13:00	1.2	13.5	1,730.0	1.0	6.90	1	1	1
04/23/2019 14:00	1.4	12.4	1,996.6	1.0	8.00	1	1	1
04/23/2019 15:00	1.3	12.8	1,825.4	0.9	5.50	1	1	1
04/23/2019 16:00	1.1	13.9	1,326.2	0.9	4.00	1	1	0
04/23/2019 17:00	1.1	13.9	1,437.7	0.9	4.30	1	1	0
04/23/2019 18:00	1.2	13.5	1,725.9	1.0	6.90	1	1	1
04/23/2019 19:00	1.3	12.7	1,909.3	0.9	5.70	1	1	1
04/23/2019 20:00	1.0	13.9	1,429.7	0.8	4.30	1	1	0
04/23/2019 21:00	1.1	14.0	1,277.0	0.9	3.80	1	1	0
04/23/2019 22:00	3.5	15.0	899.2	3.5	4.91	1	0	0
04/23/2019 23:00	0.0	0.0	0.0	0.0	0.00	0	0	0
<b>Average/Sum#:</b>	4.4	14.0	1,412.2	5.8	242.51 #	19 #	15 #	5 #
<b>Minimum:</b>	0.8	12.4	461.5	0.7	3.80	0	0	0
<b>Maximum:</b>	33.6	17.6	1,996.6	60.1	86.50	1	1	1
<b>%SI</b>	20.83	20.83	20.83	20.83	20.83	0.00	0.00	0.00

# Daily Summary Report

## CT1 - NOx



From: 04/01/2019 00:00 To: 06/30/2019 23:59 Facility Name: COLUSA GENERATING STATION  
 Generated: 07/03/2019 08:38 Location: Maxwell, CA

Red = Invalid or Excluded Data | Green = Edited Status | Blue = Edited Value | \* = Excess Emission

Const. Value/Limit Tag:

	Unit CT1 NOx, Ppm 1 Hour(s)	Unit CT1 O2, Dry, Pct 1 Hour(s)	Unit CT1 HI, MBtuPerHr 1 Hour(s)	> Limit Unit CT1 NOx, Ppmvdc 1 Hour(s)	> Limit Unit CT1 NOx, Lb 1 Hour(s)	Unit CT1 UnitOn, TF 1 Hour(s)	Unit CT1 NormalOp, TF 1 Hour(s)	Unit CT1 DBOn, TF 1 Hour(s)
04/24/2019 00:00	0.0	0.0	0.0	0.0	0.00	0	0	0
04/24/2019 01:00	0.0	0.0	0.0	0.0	0.00	0	0	0
04/24/2019 02:00	0.0	0.0	0.0	0.0	0.00	0	0	0
04/24/2019 03:00	0.0	0.0	0.0	0.0	0.00	0	0	0
04/24/2019 04:00	0.0	0.0	0.0	0.0	0.00	0	0	0
04/24/2019 05:00	0.0	0.0	0.0	0.0	0.00	0	0	0
04/24/2019 06:00	0.0	0.0	0.0	0.0	0.00	0	0	0
04/24/2019 07:00	0.0	0.0	0.0	0.0	0.00	0	0	0
04/24/2019 08:00	0.0	0.0	0.0	0.0	0.00	0	0	0
04/24/2019 09:00	0.0	0.0	0.0	0.0	0.00	0	0	0
04/24/2019 10:00	0.0	0.0	0.0	0.0	0.00	0	0	0
04/24/2019 11:00	0.0	0.0	0.0	0.0	0.00	0	0	0
04/24/2019 12:00	0.0	0.0	0.0	0.0	0.00	0	0	0
04/24/2019 13:00	0.0	0.0	0.0	0.0	0.00	0	0	0
04/24/2019 14:00	7.8	18.7	314.2	20.9	4.36	1	0	0
04/24/2019 15:00	28.4	15.6	813.6	31.6	94.40	1	0	0
04/24/2019 16:00	0.8	14.0	1,330.5	0.7	4.00	1	1	0
04/24/2019 17:00	1.6	13.4	1,732.3	1.3	8.70	1	1	1
04/24/2019 18:00	2.3	12.8	1,905.1	1.7	11.40	1	1	1
04/24/2019 19:00	1.9	12.3	2,000.0	1.3	10.00	1	1	1
04/24/2019 20:00	1.4	12.0	2,073.4	0.9	6.20	1	1	1
04/24/2019 21:00	1.7	13.5	1,461.5	1.4	5.33	1	0	1
04/24/2019 22:00	0.0	0.0	0.0	0.0	0.00	0	0	0
04/24/2019 23:00	0.0	0.0	0.0	0.0	0.00	0	0	0
<b>Average/Sum#:</b>	5.7	14.0	1,453.8	7.5	144.39 #	8 #	5 #	5 #
<b>Minimum:</b>	0.8	12.0	314.2	0.7	4.00	0	0	0
<b>Maximum:</b>	28.4	18.7	2,073.4	31.6	94.40	1	1	1
<b>%SI</b>	66.67	66.67	66.67	66.67	66.67	0.00	0.00	0.00

# Daily Summary Report

## CT1 - NOx



From: 04/01/2019 00:00 To: 06/30/2019 23:59 Facility Name: COLUSA GENERATING STATION  
 Generated: 07/03/2019 08:38 Location: Maxwell, CA

Red = Invalid or Excluded Data | Green = Edited Status | Blue = Edited Value | \* = Excess Emission

Const. Value/Limit Tag:

	Unit CT1 NOx, Ppm 1 Hour(s)	Unit CT1 O2, Dry, Pct 1 Hour(s)	Unit CT1 HI, MBtuPerHr 1 Hour(s)	> Limit Unit CT1 NOx, Ppmvdc 1 Hour(s)	> Limit Unit CT1 NOx, Lb 1 Hour(s)	Unit CT1 UnitOn, TF 1 Hour(s)	Unit CT1 NormalOp, TF 1 Hour(s)	Unit CT1 DBOn, TF 1 Hour(s)
04/25/2019 00:00	0.0	0.0	0.0	0.0	0.00	0	0	0
04/25/2019 01:00	0.0	0.0	0.0	0.0	0.00	0	0	0
04/25/2019 02:00	0.0	0.0	0.0	0.0	0.00	0	0	0
04/25/2019 03:00	0.0	0.0	0.0	0.0	0.00	0	0	0
04/25/2019 04:00	0.0	0.0	0.0	0.0	0.00	0	0	0
04/25/2019 05:00	0.0	0.0	0.0	0.0	0.00	0	0	0
04/25/2019 06:00	0.0	0.0	0.0	0.0	0.00	0	0	0
04/25/2019 07:00	0.0	0.0	0.0	0.0	0.00	0	0	0
04/25/2019 08:00	0.0	0.0	0.0	0.0	0.00	0	0	0
04/25/2019 09:00	0.0	0.0	0.0	0.0	0.00	0	0	0
04/25/2019 10:00	0.0	0.0	0.0	0.0	0.00	0	0	0
04/25/2019 11:00	0.0	0.0	0.0	0.0	0.00	0	0	0
04/25/2019 12:00	0.0	0.0	0.0	0.0	0.00	0	0	0
04/25/2019 13:00	7.8	18.7	322.9	20.9	4.48	1	0	0
04/25/2019 14:00	25.5	15.7	824.4	28.9	88.20	1	0	0
04/25/2019 15:00	1.1	13.8	1,525.3	0.9	4.60	1	1	0
04/25/2019 16:00	1.2	13.4	1,712.0	0.9	5.10	1	1	1
04/25/2019 17:00	1.3	12.6	1,927.0	0.9	5.80	1	1	1
04/25/2019 18:00	1.4	12.0	2,059.5	0.9	6.20	1	1	1
04/25/2019 19:00	1.4	12.1	2,048.8	0.9	6.10	1	1	1
04/25/2019 20:00	1.3	12.2	2,074.5	0.9	6.20	1	1	1
04/25/2019 21:00	1.4	12.3	2,063.8	1.0	8.30	1	1	1
04/25/2019 22:00	2.2	14.1	1,243.7	1.9	4.52	1	0	1
04/25/2019 23:00	0.0	0.0	0.0	0.0	0.00	0	0	0
<b>Average/Sum#:</b>	4.5	13.7	1,580.2	5.8	139.50 #	10 #	7 #	7 #
<b>Minimum:</b>	1.1	12.0	322.9	0.9	4.48	0	0	0
<b>Maximum:</b>	25.5	18.7	2,074.5	28.9	88.20	1	1	1
<b>%SI</b>	58.33	58.33	58.33	58.33	58.33	0.00	0.00	0.00

# Daily Summary Report

## CT1 - NOx



From: 04/01/2019 00:00 To: 06/30/2019 23:59 Facility Name: COLUSA GENERATING STATION  
 Generated: 07/03/2019 08:38 Location: Maxwell, CA

Red = Invalid or Excluded Data | Green = Edited Status | Blue = Edited Value | \* = Excess Emission

Const. Value/Limit Tag:

	Unit CT1 NOx, Ppm 1 Hour(s)	Unit CT1 O2, Dry, Pct 1 Hour(s)	Unit CT1 HI, MBtuPerHr 1 Hour(s)	> Limit Unit CT1 NOx, Ppmvdc 1 Hour(s)	> Limit Unit CT1 NOx, Lb 1 Hour(s)	Unit CT1 UnitOn, TF 1 Hour(s)	Unit CT1 NormalOp, TF 1 Hour(s)	Unit CT1 DBOn, TF 1 Hour(s)
04/26/2019 00:00	0.0	0.0	0.0	0.0	0.00	0	0	0
04/26/2019 01:00	0.0	0.0	0.0	0.0	0.00	0	0	0
04/26/2019 02:00	0.0	0.0	0.0	0.0	0.00	0	0	0
04/26/2019 03:00	0.0	0.0	0.0	0.0	0.00	0	0	0
04/26/2019 04:00	0.0	0.0	0.0	0.0	0.00	0	0	0
04/26/2019 05:00	0.0	0.0	0.0	0.0	0.00	0	0	0
04/26/2019 06:00	0.0	0.0	0.0	0.0	0.00	0	0	0
04/26/2019 07:00	0.0	0.0	0.0	0.0	0.00	0	0	0
04/26/2019 08:00	0.0	0.0	0.0	0.0	0.00	0	0	0
04/26/2019 09:00	0.0	0.0	0.0	0.0	0.00	0	0	0
04/26/2019 10:00	0.0	0.0	0.0	0.0	0.00	0	0	0
04/26/2019 11:00	0.0	0.0	0.0	0.0	0.00	0	0	0
04/26/2019 12:00	0.0	0.0	0.0	0.0	0.00	0	0	0
04/26/2019 13:00	0.0	0.0	0.0	0.0	0.00	0	0	0
04/26/2019 14:00	31.2	17.6	466.1	55.8	66.92	1	0	0
04/26/2019 15:00	15.9	15.6	892.6	17.7	58.00	1	0	0
04/26/2019 16:00	1.1	13.9	1,669.1	0.9	5.00	1	1	0
04/26/2019 17:00	1.1	13.9	1,509.9	0.9	4.50	1	1	1
04/26/2019 18:00	1.2	13.0	1,894.6	0.9	5.70	1	1	1
04/26/2019 19:00	1.3	12.4	2,047.0	0.9	6.10	1	1	1
04/26/2019 20:00	1.3	12.3	2,061.1	0.9	6.20	1	1	1
04/26/2019 21:00	1.3	12.5	2,020.3	0.9	6.10	1	1	1
04/26/2019 22:00	1.3	12.8	1,949.7	0.9	5.80	1	1	1
04/26/2019 23:00	1.3	13.0	1,906.0	1.0	7.60	1	1	1
<b>Average/Sum#:</b>	5.7	13.7	1,641.6	8.1	171.92 #	10 #	8 #	7 #
<b>Minimum:</b>	1.1	12.3	466.1	0.9	4.50	0	0	0
<b>Maximum:</b>	31.2	17.6	2,061.1	55.8	66.92	1	1	1
<b>%SI</b>	58.33	58.33	58.33	58.33	58.33	0.00	0.00	0.00

# Daily Summary Report

## CT1 - NOx



From: 04/01/2019 00:00 To: 06/30/2019 23:59 Facility Name: COLUSA GENERATING STATION  
 Generated: 07/03/2019 08:38 Location: Maxwell, CA

Red = Invalid or Excluded Data | Green = Edited Status | Blue = Edited Value | \* = Excess Emission

Const. Value/Limit Tag:

	Unit CT1 NOx, Ppm 1 Hour(s)	Unit CT1 O2, Dry, Pct 1 Hour(s)	Unit CT1 HI, MBtuPerHr 1 Hour(s)	> Limit Unit CT1 NOx, Ppmvdc 1 Hour(s)	> Limit Unit CT1 NOx, Lb 1 Hour(s)	Unit CT1 UnitOn, TF 1 Hour(s)	Unit CT1 NormalOp, TF 1 Hour(s)	Unit CT1 DBOn, TF 1 Hour(s)
04/27/2019 00:00	1.1	13.8	1,536.7	0.9	4.60	1	1	0
04/27/2019 01:00	1.1	14.0	1,440.6	0.9	4.30	1	1	0
04/27/2019 02:00	1.1	14.0	1,443.4	0.9	4.30	1	1	0
04/27/2019 03:00	1.1	14.0	1,444.9	0.9	4.30	1	1	0
04/27/2019 04:00	1.1	13.9	1,585.4	0.9	4.80	1	1	0
04/27/2019 05:00	0.8	14.0	1,268.9	0.7	3.80	1	1	0
04/27/2019 06:00	5.1	16.4	403.5	6.7	1.72	1	0	0
04/27/2019 07:00	0.0	0.0	0.0	0.0	0.00	0	0	0
04/27/2019 08:00	0.0	0.0	0.0	0.0	0.00	0	0	0
04/27/2019 09:00	0.0	0.0	0.0	0.0	0.00	0	0	0
04/27/2019 10:00	0.0	0.0	0.0	0.0	0.00	0	0	0
04/27/2019 11:00	0.0	0.0	0.0	0.0	0.00	0	0	0
04/27/2019 12:00	0.0	0.0	0.0	0.0	0.00	0	0	0
04/27/2019 13:00	0.0	0.0	0.0	0.0	0.00	0	0	0
04/27/2019 14:00	0.0	0.0	0.0	0.0	0.00	0	0	0
04/27/2019 15:00	0.0	0.0	0.0	0.0	0.00	0	0	0
04/27/2019 16:00	0.0	0.0	0.0	0.0	0.00	0	0	0
04/27/2019 17:00	0.0	0.0	0.0	0.0	0.00	0	0	0
04/27/2019 18:00	0.0	0.0	0.0	0.0	0.00	0	0	0
04/27/2019 19:00	0.0	0.0	0.0	0.0	0.00	0	0	0
04/27/2019 20:00	0.0	0.0	0.0	0.0	0.00	0	0	0
04/27/2019 21:00	0.0	0.0	0.0	0.0	0.00	0	0	0
04/27/2019 22:00	0.0	0.0	0.0	0.0	0.00	0	0	0
04/27/2019 23:00	0.0	0.0	0.0	0.0	0.00	0	0	0
<b>Average/Sum#:</b>	1.6	14.3	1,303.3	1.7	27.82 #	7 #	6 #	0 #
<b>Minimum:</b>	0.8	13.8	403.5	0.7	1.72	0	0	0
<b>Maximum:</b>	5.1	16.4	1,585.4	6.7	4.80	1	1	0
<b>%SI</b>	70.83	70.83	70.83	70.83	70.83	0.00	0.00	0.00

# Daily Summary Report

## CT1 - NOx



From: 04/01/2019 00:00 To: 06/30/2019 23:59 Facility Name: COLUSA GENERATING STATION  
 Generated: 07/03/2019 08:38 Location: Maxwell, CA

Red = Invalid or Excluded Data | Green = Edited Status | Blue = Edited Value | \* = Excess Emission

Const. Value/Limit Tag:

	Unit CT1 NOx, Ppm 1 Hour(s)	Unit CT1 O2, Dry, Pct 1 Hour(s)	Unit CT1 HI, MBtuPerHr 1 Hour(s)	> Limit Unit CT1 NOx, Ppmvdc 1 Hour(s)	> Limit Unit CT1 NOx, Lb 1 Hour(s)	Unit CT1 UnitOn, TF 1 Hour(s)	Unit CT1 NormalOp, TF 1 Hour(s)	Unit CT1 DBOn, TF 1 Hour(s)
04/28/2019 00:00	0.0	0.0	0.0	0.0	0.00	0	0	0
04/28/2019 01:00	0.0	0.0	0.0	0.0	0.00	0	0	0
04/28/2019 02:00	0.0	0.0	0.0	0.0	0.00	0	0	0
04/28/2019 03:00	0.0	0.0	0.0	0.0	0.00	0	0	0
04/28/2019 04:00	0.0	0.0	0.0	0.0	0.00	0	0	0
04/28/2019 05:00	0.0	0.0	0.0	0.0	0.00	0	0	0
04/28/2019 06:00	0.0	0.0	0.0	0.0	0.00	0	0	0
04/28/2019 07:00	0.0	0.0	0.0	0.0	0.00	0	0	0
04/28/2019 08:00	0.0	0.0	0.0	0.0	0.00	0	0	0
04/28/2019 09:00	0.0	0.0	0.0	0.0	0.00	0	0	0
04/28/2019 10:00	0.0	0.0	0.0	0.0	0.00	0	0	0
04/28/2019 11:00	0.0	0.0	0.0	0.0	0.00	0	0	0
04/28/2019 12:00	0.0	0.0	0.0	0.0	0.00	0	0	0
04/28/2019 13:00	0.0	0.0	0.0	0.0	0.00	0	0	0
04/28/2019 14:00	0.0	0.0	0.0	0.0	0.00	0	0	0
04/28/2019 15:00	0.0	21.0	144.0	0.0	0.00	1	0	0
04/28/2019 16:00	34.0	16.7	578.8	47.8	101.90	1	0	0
04/28/2019 17:00	3.4	13.8	1,662.3	2.8	16.60	1	0	1
04/28/2019 18:00	1.3	12.4	2,027.1	0.9	6.10	1	1	1
04/28/2019 19:00	1.3	12.5	2,013.0	0.9	6.00	1	1	1
04/28/2019 20:00	1.1	13.5	1,517.1	0.9	4.60	1	1	1
04/28/2019 21:00	1.8	14.7	1,025.1	1.7	4.22	1	0	0
04/28/2019 22:00	0.0	0.0	0.0	0.0	0.00	0	0	0
04/28/2019 23:00	0.0	0.0	0.0	0.0	0.00	0	0	0
<b>Average/Sum#:</b>	6.1	14.9	1,281.1	7.9	139.42 #	7 #	3 #	4 #
<b>Minimum:</b>	0.0	12.4	144.0	0.0	0.00	0	0	0
<b>Maximum:</b>	34.0	21.0	2,027.1	47.8	101.90	1	1	1
<b>%SI</b>	70.83	70.83	70.83	70.83	70.83	0.00	0.00	0.00



# Daily Summary Report

## CT1 - NOx



From: 04/01/2019 00:00 To: 06/30/2019 23:59 Facility Name: COLUSA GENERATING STATION  
 Generated: 07/03/2019 08:38 Location: Maxwell, CA

Red = Invalid or Excluded Data | Green = Edited Status | Blue = Edited Value | \* = Excess Emission

Const. Value/Limit Tag:

	Unit CT1 NOX, Ppm 1 Hour(s)	Unit CT1 O2, Dry, Pct 1 Hour(s)	Unit CT1 HI, MBtuPerHr 1 Hour(s)	> Limit Unit CT1 NOX, Ppmvdc 1 Hour(s)	> Limit Unit CT1 NOX, Lb 1 Hour(s)	Unit CT1 UnitOn, TF 1 Hour(s)	Unit CT1 NormalOp, TF 1 Hour(s)	Unit CT1 DBOn, TF 1 Hour(s)
04/29/2019 00:00	0.0	0.0	0.0	0.0	0.00	0	0	0
04/29/2019 01:00	0.0	0.0	0.0	0.0	0.00	0	0	0
04/29/2019 02:00	0.0	0.0	0.0	0.0	0.00	0	0	0
04/29/2019 03:00	0.0	0.0	0.0	0.0	0.00	0	0	0
04/29/2019 04:00	0.0	0.0	0.0	0.0	0.00	0	0	0
04/29/2019 05:00	0.0	0.0	0.0	0.0	0.00	0	0	0
04/29/2019 06:00	0.0	0.0	0.0	0.0	0.00	0	0	0
04/29/2019 07:00	0.0	0.0	0.0	0.0	0.00	0	0	0
04/29/2019 08:00	0.0	0.0	0.0	0.0	0.00	0	0	0
04/29/2019 09:00	0.0	0.0	0.0	0.0	0.00	0	0	0
04/29/2019 10:00	0.0	0.0	0.0	0.0	0.00	0	0	0
04/29/2019 11:00	0.0	0.0	0.0	0.0	0.00	0	0	0
04/29/2019 12:00	0.0	0.0	0.0	0.0	0.00	0	0	0
04/29/2019 13:00	0.0	0.0	0.0	0.0	0.00	0	0	0
04/29/2019 14:00	0.0	0.0	0.0	0.0	0.00	0	0	0
04/29/2019 15:00	0.0	0.0	0.0	0.0	0.00	0	0	0
04/29/2019 16:00	0.0	0.0	0.0	0.0	0.00	0	0	0
04/29/2019 17:00	0.0	0.0	0.0	0.0	0.00	0	0	0
04/29/2019 18:00	0.0	0.0	0.0	0.0	0.00	0	0	0
04/29/2019 19:00	0.0	0.0	0.0	0.0	0.00	0	0	0
04/29/2019 20:00	0.0	0.0	0.0	0.0	0.00	0	0	0
04/29/2019 21:00	0.0	0.0	0.0	0.0	0.00	0	0	0
04/29/2019 22:00	0.0	0.0	0.0	0.0	0.00	0	0	0
04/29/2019 23:00	0.0	0.0	0.0	0.0	0.00	0	0	0
Average/Sum#:	0.0	0.0	0.0	0.0	0.00 #	0 #	0 #	0 #
Minimum:	0.0	0.0	0.0	0.0	0.00	0	0	0
Maximum:	0.0	0.0	0.0	0.0	0.00	0	0	0
%SI	100.00	100.00	100.00	100.00	100.00	0.00	0.00	0.00

# Daily Summary Report

## CT1 - NOx



From: 04/01/2019 00:00 To: 06/30/2019 23:59 Facility Name: COLUSA GENERATING STATION  
 Generated: 07/03/2019 08:38 Location: Maxwell, CA

Red = Invalid or Excluded Data | Green = Edited Status | Blue = Edited Value | \* = Excess Emission

Const. Value/Limit Tag:

	Unit CT1 NOx, Ppm 1 Hour(s)	Unit CT1 O2, Dry, Pct 1 Hour(s)	Unit CT1 HI, MBtuPerHr 1 Hour(s)	> Limit Unit CT1 NOx, Ppmvdc 1 Hour(s)	> Limit Unit CT1 NOx, Lb 1 Hour(s)	Unit CT1 UnitOn, TF 1 Hour(s)	Unit CT1 NormalOp, TF 1 Hour(s)	Unit CT1 DBOn, TF 1 Hour(s)
04/30/2019 00:00	0.0	0.0	0.0	0.0	0.00	0	0	0
04/30/2019 01:00	0.0	0.0	0.0	0.0	0.00	0	0	0
04/30/2019 02:00	0.0	0.0	0.0	0.0	0.00	0	0	0
04/30/2019 03:00	0.0	0.0	0.0	0.0	0.00	0	0	0
04/30/2019 04:00	0.0	0.0	0.0	0.0	0.00	0	0	0
04/30/2019 05:00	0.0	0.0	0.0	0.0	0.00	0	0	0
04/30/2019 06:00	0.0	0.0	0.0	0.0	0.00	0	0	0
04/30/2019 07:00	0.0	0.0	0.0	0.0	0.00	0	0	0
04/30/2019 08:00	0.0	0.0	0.0	0.0	0.00	0	0	0
04/30/2019 09:00	0.0	0.0	0.0	0.0	0.00	0	0	0
04/30/2019 10:00	0.0	0.0	0.0	0.0	0.00	0	0	0
04/30/2019 11:00	0.0	0.0	0.0	0.0	0.00	0	0	0
04/30/2019 12:00	0.0	0.0	0.0	0.0	0.00	0	0	0
04/30/2019 13:00	0.0	0.0	0.0	0.0	0.00	0	0	0
04/30/2019 14:00	0.0	0.0	0.0	0.0	0.00	0	0	0
04/30/2019 15:00	0.0	0.0	0.0	0.0	0.00	0	0	0
04/30/2019 16:00	0.0	0.0	0.0	0.0	0.00	0	0	0
04/30/2019 17:00	0.0	0.0	0.0	0.0	0.00	0	0	0
04/30/2019 18:00	0.0	0.0	0.0	0.0	0.00	0	0	0
04/30/2019 19:00	0.0	0.0	0.0	0.0	0.00	0	0	0
04/30/2019 20:00	0.0	0.0	0.0	0.0	0.00	0	0	0
04/30/2019 21:00	0.0	0.0	0.0	0.0	0.00	0	0	0
04/30/2019 22:00	0.0	0.0	0.0	0.0	0.00	0	0	0
04/30/2019 23:00	0.0	0.0	0.0	0.0	0.00	0	0	0
Average/Sum#:	0.0	0.0	0.0	0.0	0.00 #	0 #	0 #	0 #
Minimum:	0.0	0.0	0.0	0.0	0.00	0	0	0
Maximum:	0.0	0.0	0.0	0.0	0.00	0	0	0
%SI	100.00	100.00	100.00	100.00	100.00	0.00	0.00	0.00

# Daily Summary Report

## CT1 - NOx



From: 04/01/2019 00:00 To: 06/30/2019 23:59 Facility Name: COLUSA GENERATING STATION  
 Generated: 07/03/2019 08:38 Location: Maxwell, CA

Red = Invalid or Excluded Data | Green = Edited Status | Blue = Edited Value | \* = Excess Emission

Const. Value/Limit Tag:

	Unit CT1 NOX, Ppm 1 Hour(s)	Unit CT1 O2, Dry, Pct 1 Hour(s)	Unit CT1 HI, MBtuPerHr 1 Hour(s)	> Limit Unit CT1 NOX, Ppmvdc 1 Hour(s)	> Limit Unit CT1 NOX, Lb 1 Hour(s)	Unit CT1 UnitOn, TF 1 Hour(s)	Unit CT1 NormalOp, TF 1 Hour(s)	Unit CT1 DBOn, TF 1 Hour(s)
05/01/2019 00:00	0.0	0.0	0.0	0.0	0.00	0	0	0
05/01/2019 01:00	0.0	0.0	0.0	0.0	0.00	0	0	1
05/01/2019 02:00	0.0	0.0	0.0	0.0	0.00	0	0	0
05/01/2019 03:00	0.0	0.0	0.0	0.0	0.00	0	0	0
05/01/2019 04:00	0.0	0.0	0.0	0.0	0.00	0	0	0
05/01/2019 05:00	0.0	0.0	0.0	0.0	0.00	0	0	0
05/01/2019 06:00	0.0	0.0	0.0	0.0	0.00	0	0	0
05/01/2019 07:00	0.0	0.0	0.0	0.0	0.00	0	0	0
05/01/2019 08:00	0.0	0.0	0.0	0.0	0.00	0	0	0
05/01/2019 09:00	0.0	0.0	0.0	0.0	0.00	0	0	0
05/01/2019 10:00	0.0	0.0	0.0	0.0	0.00	0	0	0
05/01/2019 11:00	0.0	0.0	0.0	0.0	0.00	0	0	0
05/01/2019 12:00	0.0	0.0	0.0	0.0	0.00	0	0	0
05/01/2019 13:00	0.0	0.0	0.0	0.0	0.00	0	0	0
05/01/2019 14:00	0.0	0.0	0.0	0.0	0.00	0	0	0
05/01/2019 15:00	0.0	0.0	0.0	0.0	0.00	0	0	0
05/01/2019 16:00	0.0	0.0	0.0	0.0	0.00	0	0	0
05/01/2019 17:00	0.0	0.0	0.0	0.0	0.00	0	0	0
05/01/2019 18:00	0.0	0.0	0.0	0.0	0.00	0	0	0
05/01/2019 19:00	0.0	0.0	0.0	0.0	0.00	0	0	0
05/01/2019 20:00	0.0	0.0	0.0	0.0	0.00	0	0	0
05/01/2019 21:00	0.0	0.0	0.0	0.0	0.00	0	0	0
05/01/2019 22:00	0.0	0.0	0.0	0.0	0.00	0	0	0
05/01/2019 23:00	0.0	0.0	0.0	0.0	0.00	0	0	0
<b>Average/Sum#:</b>	0.0	0.0	0.0	0.0	0.00 #	0 #	0 #	1 #
<b>Minimum:</b>	0.0	0.0	0.0	0.0	0.00	0	0	0
<b>Maximum:</b>	0.0	0.0	0.0	0.0	0.00	0	0	1
<b>%SI</b>	100.00	100.00	100.00	100.00	100.00	0.00	0.00	0.00

# Daily Summary Report

## CT1 - NOx



From: 04/01/2019 00:00 To: 06/30/2019 23:59 Facility Name: COLUSA GENERATING STATION  
 Generated: 07/03/2019 08:38 Location: Maxwell, CA

Red = Invalid or Excluded Data | Green = Edited Status | Blue = Edited Value | \* = Excess Emission

Const. Value/Limit Tag:

	Unit CT1 NOx, Ppm 1 Hour(s)	Unit CT1 O2, Dry, Pct 1 Hour(s)	Unit CT1 HI, MBtuPerHr 1 Hour(s)	> Limit Unit CT1 NOx, Ppmvdc 1 Hour(s)	> Limit Unit CT1 NOx, Lb 1 Hour(s)	Unit CT1 UnitOn, TF 1 Hour(s)	Unit CT1 NormalOp, TF 1 Hour(s)	Unit CT1 DBOn, TF 1 Hour(s)
05/02/2019 00:00	0.0	0.0	0.0	0.0	0.00	0	0	0
05/02/2019 01:00	0.0	0.0	0.0	0.0	0.00	0	0	0
05/02/2019 02:00	0.0	0.0	0.0	0.0	0.00	0	0	0
05/02/2019 03:00	0.0	0.0	0.0	0.0	0.00	0	0	0
05/02/2019 04:00	0.0	0.0	0.0	0.0	0.00	0	0	0
05/02/2019 05:00	0.0	0.0	0.0	0.0	0.00	0	0	0
05/02/2019 06:00	0.0	0.0	0.0	0.0	0.00	0	0	0
05/02/2019 07:00	0.0	0.0	0.0	0.0	0.00	0	0	0
05/02/2019 08:00	0.0	0.0	0.0	0.0	0.00	0	0	0
05/02/2019 09:00	0.0	0.0	0.0	0.0	0.00	0	0	0
05/02/2019 10:00	0.0	0.0	0.0	0.0	0.00	0	0	0
05/02/2019 11:00	0.0	0.0	0.0	0.0	0.00	0	0	0
05/02/2019 12:00	0.0	0.0	0.0	0.0	0.00	0	0	0
05/02/2019 13:00	0.0	0.0	0.0	0.0	0.00	0	0	0
05/02/2019 14:00	0.0	0.0	0.0	0.0	0.00	0	0	0
05/02/2019 15:00	0.0	0.0	0.0	0.0	0.00	0	0	0
05/02/2019 16:00	0.0	0.0	0.0	0.0	0.00	0	0	0
05/02/2019 17:00	0.0	0.0	0.0	0.0	0.00	0	0	0
05/02/2019 18:00	0.0	0.0	0.0	0.0	0.00	0	0	0
05/02/2019 19:00	0.0	0.0	0.0	0.0	0.00	0	0	0
05/02/2019 20:00	0.0	0.0	0.0	0.0	0.00	0	0	0
05/02/2019 21:00	0.0	0.0	0.0	0.0	0.00	0	0	0
05/02/2019 22:00	0.0	0.0	0.0	0.0	0.00	0	0	0
05/02/2019 23:00	0.0	0.0	0.0	0.0	0.00	0	0	0
Average/Sum#:	0.0	0.0	0.0	0.0	0.00 #	0 #	0 #	0 #
Minimum:	0.0	0.0	0.0	0.0	0.00	0	0	0
Maximum:	0.0	0.0	0.0	0.0	0.00	0	0	0
%SI	100.00	100.00	100.00	100.00	100.00	0.00	0.00	0.00

# Daily Summary Report

## CT1 - NOx



From: 04/01/2019 00:00 To: 06/30/2019 23:59 Facility Name: COLUSA GENERATING STATION  
 Generated: 07/03/2019 08:38 Location: Maxwell, CA

Red = Invalid or Excluded Data | Green = Edited Status | Blue = Edited Value | \* = Excess Emission

Const. Value/Limit Tag:

	Unit CT1 NOX, Ppm 1 Hour(s)	Unit CT1 O2, Dry, Pct 1 Hour(s)	Unit CT1 HI, MBtuPerHr 1 Hour(s)	> Limit Unit CT1 NOX, Ppmvdc 1 Hour(s)	> Limit Unit CT1 NOX, Lb 1 Hour(s)	Unit CT1 UnitOn, TF 1 Hour(s)	Unit CT1 NormalOp, TF 1 Hour(s)	Unit CT1 DBOn, TF 1 Hour(s)
05/03/2019 00:00	0.0	0.0	0.0	0.0	0.00	0	0	0
05/03/2019 01:00	0.0	0.0	0.0	0.0	0.00	0	0	0
05/03/2019 02:00	0.0	0.0	0.0	0.0	0.00	0	0	0
05/03/2019 03:00	0.0	0.0	0.0	0.0	0.00	0	0	0
05/03/2019 04:00	0.0	0.0	0.0	0.0	0.00	0	0	0
05/03/2019 05:00	0.0	0.0	0.0	0.0	0.00	0	0	0
05/03/2019 06:00	0.0	0.0	0.0	0.0	0.00	0	0	0
05/03/2019 07:00	0.0	0.0	0.0	0.0	0.00	0	0	0
05/03/2019 08:00	0.0	0.0	0.0	0.0	0.00	0	0	0
05/03/2019 09:00	0.0	0.0	0.0	0.0	0.00	0	0	0
05/03/2019 10:00	0.0	0.0	0.0	0.0	0.00	0	0	0
05/03/2019 11:00	0.0	0.0	0.0	0.0	0.00	0	0	0
05/03/2019 12:00	0.0	0.0	0.0	0.0	0.00	0	0	0
05/03/2019 13:00	0.0	0.0	0.0	0.0	0.00	0	0	0
05/03/2019 14:00	0.0	0.0	0.0	0.0	0.00	0	0	0
05/03/2019 15:00	0.0	0.0	0.0	0.0	0.00	0	0	0
05/03/2019 16:00	0.0	0.0	0.0	0.0	0.00	0	0	0
05/03/2019 17:00	0.0	0.0	0.0	0.0	0.00	0	0	0
05/03/2019 18:00	0.0	0.0	0.0	0.0	0.00	0	0	0
05/03/2019 19:00	0.0	0.0	0.0	0.0	0.00	0	0	0
05/03/2019 20:00	0.0	0.0	0.0	0.0	0.00	0	0	0
05/03/2019 21:00	0.0	0.0	0.0	0.0	0.00	0	0	0
05/03/2019 22:00	0.0	0.0	0.0	0.0	0.00	0	0	0
05/03/2019 23:00	0.0	0.0	0.0	0.0	0.00	0	0	0
Average/Sum#:	0.0	0.0	0.0	0.0	0.00 #	0 #	0 #	0 #
Minimum:	0.0	0.0	0.0	0.0	0.00	0	0	0
Maximum:	0.0	0.0	0.0	0.0	0.00	0	0	0
%SI	100.00	100.00	100.00	100.00	100.00	0.00	0.00	0.00

# Daily Summary Report

## CT1 - NOx



From: 04/01/2019 00:00 To: 06/30/2019 23:59 Facility Name: COLUSA GENERATING STATION  
 Generated: 07/03/2019 08:38 Location: Maxwell, CA

Red = Invalid or Excluded Data | Green = Edited Status | Blue = Edited Value | \* = Excess Emission

Const. Value/Limit Tag:

	Unit CT1 NOx, Ppm 1 Hour(s)	Unit CT1 O2, Dry, Pct 1 Hour(s)	Unit CT1 HI, MBtuPerHr 1 Hour(s)	> Limit Unit CT1 NOx, Ppmvdc 1 Hour(s)	> Limit Unit CT1 NOx, Lb 1 Hour(s)	Unit CT1 UnitOn, TF 1 Hour(s)	Unit CT1 NormalOp, TF 1 Hour(s)	Unit CT1 DBOn, TF 1 Hour(s)
05/04/2019 00:00	0.0	0.0	0.0	0.0	0.00	0	0	0
05/04/2019 01:00	0.0	0.0	0.0	0.0	0.00	0	0	0
05/04/2019 02:00	0.0	0.0	0.0	0.0	0.00	0	0	0
05/04/2019 03:00	0.0	0.0	0.0	0.0	0.00	0	0	0
05/04/2019 04:00	0.0	0.0	0.0	0.0	0.00	0	0	0
05/04/2019 05:00	0.0	0.0	0.0	0.0	0.00	0	0	0
05/04/2019 06:00	0.0	0.0	0.0	0.0	0.00	0	0	0
05/04/2019 07:00	0.0	0.0	0.0	0.0	0.00	0	0	0
05/04/2019 08:00	0.0	0.0	0.0	0.0	0.00	0	0	0
05/04/2019 09:00	0.0	0.0	0.0	0.0	0.00	0	0	0
05/04/2019 10:00	0.0	0.0	0.0	0.0	0.00	0	0	0
05/04/2019 11:00	0.0	0.0	0.0	0.0	0.00	0	0	0
05/04/2019 12:00	0.0	0.0	0.0	0.0	0.00	0	0	0
05/04/2019 13:00	0.0	0.0	0.0	0.0	0.00	0	0	0
05/04/2019 14:00	0.0	0.0	0.0	0.0	0.00	0	0	0
05/04/2019 15:00	0.0	0.0	0.0	0.0	0.00	0	0	0
05/04/2019 16:00	0.0	0.0	0.0	0.0	0.00	0	0	0
05/04/2019 17:00	0.0	0.0	0.0	0.0	0.00	0	0	0
05/04/2019 18:00	0.0	0.0	0.0	0.0	0.00	0	0	0
05/04/2019 19:00	0.0	0.0	0.0	0.0	0.00	0	0	0
05/04/2019 20:00	0.0	0.0	0.0	0.0	0.00	0	0	0
05/04/2019 21:00	0.0	0.0	0.0	0.0	0.00	0	0	0
05/04/2019 22:00	0.0	0.0	0.0	0.0	0.00	0	0	0
05/04/2019 23:00	0.0	0.0	0.0	0.0	0.00	0	0	0
Average/Sum#:	0.0	0.0	0.0	0.0	0.00 #	0 #	0 #	0 #
Minimum:	0.0	0.0	0.0	0.0	0.00	0	0	0
Maximum:	0.0	0.0	0.0	0.0	0.00	0	0	0
%SI	100.00	100.00	100.00	100.00	100.00	0.00	0.00	0.00

# Daily Summary Report

## CT1 - NOx



From: 04/01/2019 00:00 To: 06/30/2019 23:59 Facility Name: COLUSA GENERATING STATION  
 Generated: 07/03/2019 08:38 Location: Maxwell, CA

Red = Invalid or Excluded Data | Green = Edited Status | Blue = Edited Value | \* = Excess Emission

Const. Value/Limit Tag:

	Unit CT1 NOx, Ppm 1 Hour(s)	Unit CT1 O2, Dry, Pct 1 Hour(s)	Unit CT1 HI, MBtuPerHr 1 Hour(s)	> Limit Unit CT1 NOx, Ppmvdc 1 Hour(s)	> Limit Unit CT1 NOx, Lb 1 Hour(s)	Unit CT1 UnitOn, TF 1 Hour(s)	Unit CT1 NormalOp, TF 1 Hour(s)	Unit CT1 DBOn, TF 1 Hour(s)
05/05/2019 00:00	0.0	0.0	0.0	0.0	0.00	0	0	0
05/05/2019 01:00	0.0	0.0	0.0	0.0	0.00	0	0	0
05/05/2019 02:00	0.0	0.0	0.0	0.0	0.00	0	0	0
05/05/2019 03:00	0.0	0.0	0.0	0.0	0.00	0	0	0
05/05/2019 04:00	0.0	0.0	0.0	0.0	0.00	0	0	0
05/05/2019 05:00	0.0	0.0	0.0	0.0	0.00	0	0	0
05/05/2019 06:00	0.0	0.0	0.0	0.0	0.00	0	0	0
05/05/2019 07:00	0.0	0.0	0.0	0.0	0.00	0	0	0
05/05/2019 08:00	0.0	0.0	0.0	0.0	0.00	0	0	0
05/05/2019 09:00	0.0	0.0	0.0	0.0	0.00	0	0	0
05/05/2019 10:00	0.0	0.0	0.0	0.0	0.00	0	0	0
05/05/2019 11:00	0.0	0.0	0.0	0.0	0.00	0	0	0
05/05/2019 12:00	0.0	0.0	0.0	0.0	0.00	0	0	0
05/05/2019 13:00	0.0	0.0	0.0	0.0	0.00	0	0	0
05/05/2019 14:00	0.0	0.0	0.0	0.0	0.00	0	0	0
05/05/2019 15:00	0.0	0.0	0.0	0.0	0.00	0	0	0
05/05/2019 16:00	0.0	0.0	0.0	0.0	0.00	0	0	0
05/05/2019 17:00	0.0	0.0	0.0	0.0	0.00	0	0	0
05/05/2019 18:00	0.0	0.0	0.0	0.0	0.00	0	0	0
05/05/2019 19:00	0.0	0.0	0.0	0.0	0.00	0	0	0
05/05/2019 20:00	0.0	0.0	0.0	0.0	0.00	0	0	0
05/05/2019 21:00	0.0	0.0	0.0	0.0	0.00	0	0	0
05/05/2019 22:00	0.0	0.0	0.0	0.0	0.00	0	0	0
05/05/2019 23:00	0.0	0.0	0.0	0.0	0.00	0	0	0
Average/Sum#:	0.0	0.0	0.0	0.0	0.00 #	0 #	0 #	0 #
Minimum:	0.0	0.0	0.0	0.0	0.00	0	0	0
Maximum:	0.0	0.0	0.0	0.0	0.00	0	0	0
%SI	100.00	100.00	100.00	100.00	100.00	0.00	0.00	0.00

# Daily Summary Report

## CT1 - NOx



From: 04/01/2019 00:00 To: 06/30/2019 23:59 Facility Name: COLUSA GENERATING STATION  
 Generated: 07/03/2019 08:38 Location: Maxwell, CA

Red = Invalid or Excluded Data | Green = Edited Status | Blue = Edited Value | \* = Excess Emission

Const. Value/Limit Tag:

	Unit CT1 NOx, Ppm 1 Hour(s)	Unit CT1 O2, Dry, Pct 1 Hour(s)	Unit CT1 HI, MBtuPerHr 1 Hour(s)	> Limit Unit CT1 NOx, Ppmvdc 1 Hour(s)	> Limit Unit CT1 NOx, Lb 1 Hour(s)	Unit CT1 UnitOn, TF 1 Hour(s)	Unit CT1 NormalOp, TF 1 Hour(s)	Unit CT1 DBOn, TF 1 Hour(s)
05/06/2019 00:00	0.0	0.0	0.0	0.0	0.00	0	0	0
05/06/2019 01:00	0.0	0.0	0.0	0.0	0.00	0	0	0
05/06/2019 02:00	0.0	0.0	0.0	0.0	0.00	0	0	0
05/06/2019 03:00	0.0	0.0	0.0	0.0	0.00	0	0	0
05/06/2019 04:00	0.0	0.0	0.0	0.0	0.00	0	0	0
05/06/2019 05:00	0.0	0.0	0.0	0.0	0.00	0	0	0
05/06/2019 06:00	0.0	0.0	0.0	0.0	0.00	0	0	0
05/06/2019 07:00	0.0	0.0	0.0	0.0	0.00	0	0	0
05/06/2019 08:00	0.0	0.0	0.0	0.0	0.00	0	0	0
05/06/2019 09:00	0.0	0.0	0.0	0.0	0.00	0	0	0
05/06/2019 10:00	0.0	0.0	0.0	0.0	0.00	0	0	0
05/06/2019 11:00	0.0	0.0	0.0	0.0	0.00	0	0	0
05/06/2019 12:00	0.0	0.0	0.0	0.0	0.00	0	0	0
05/06/2019 13:00	0.0	0.0	0.0	0.0	0.00	0	0	0
05/06/2019 14:00	0.0	0.0	0.0	0.0	0.00	0	0	0
05/06/2019 15:00	0.0	0.0	0.0	0.0	0.00	0	0	0
05/06/2019 16:00	0.0	0.0	0.0	0.0	0.00	0	0	0
05/06/2019 17:00	0.0	0.0	0.0	0.0	0.00	0	0	0
05/06/2019 18:00	0.0	0.0	0.0	0.0	0.00	0	0	0
05/06/2019 19:00	0.0	0.0	0.0	0.0	0.00	0	0	0
05/06/2019 20:00	0.0	0.0	0.0	0.0	0.00	0	0	0
05/06/2019 21:00	0.0	0.0	0.0	0.0	0.00	0	0	0
05/06/2019 22:00	0.0	0.0	0.0	0.0	0.00	0	0	0
05/06/2019 23:00	0.0	0.0	0.0	0.0	0.00	0	0	0
Average/Sum#:	0.0	0.0	0.0	0.0	0.00 #	0 #	0 #	0 #
Minimum:	0.0	0.0	0.0	0.0	0.00	0	0	0
Maximum:	0.0	0.0	0.0	0.0	0.00	0	0	0
%SI	100.00	100.00	100.00	100.00	100.00	0.00	0.00	0.00



# Daily Summary Report

## CT1 - NOx



From: 04/01/2019 00:00 To: 06/30/2019 23:59 Facility Name: COLUSA GENERATING STATION  
 Generated: 07/03/2019 08:38 Location: Maxwell, CA

Red = Invalid or Excluded Data | Green = Edited Status | Blue = Edited Value | \* = Excess Emission

Const. Value/Limit Tag:

	Unit CT1 NOX, Ppm 1 Hour(s)	Unit CT1 O2, Dry, Pct 1 Hour(s)	Unit CT1 HI, MBtuPerHr 1 Hour(s)	> Limit Unit CT1 NOX, Ppmvdc 1 Hour(s)	> Limit Unit CT1 NOX, Lb 1 Hour(s)	Unit CT1 UnitOn, TF 1 Hour(s)	Unit CT1 NormalOp, TF 1 Hour(s)	Unit CT1 DBOn, TF 1 Hour(s)
05/07/2019 00:00	0.0	0.0	0.0	0.0	0.00	0	0	0
05/07/2019 01:00	0.0	0.0	0.0	0.0	0.00	0	0	0
05/07/2019 02:00	0.0	0.0	0.0	0.0	0.00	0	0	0
05/07/2019 03:00	0.0	0.0	0.0	0.0	0.00	0	0	0
05/07/2019 04:00	0.0	0.0	0.0	0.0	0.00	0	0	0
05/07/2019 05:00	0.0	0.0	0.0	0.0	0.00	0	0	0
05/07/2019 06:00	0.0	0.0	0.0	0.0	0.00	0	0	0
05/07/2019 07:00	0.0	0.0	0.0	0.0	0.00	0	0	0
05/07/2019 08:00	0.0	0.0	0.0	0.0	0.00	0	0	0
05/07/2019 09:00	0.0	0.0	0.0	0.0	0.00	0	0	0
05/07/2019 10:00	0.0	0.0	0.0	0.0	0.00	0	0	0
05/07/2019 11:00	0.0	0.0	0.0	0.0	0.00	0	0	0
05/07/2019 12:00	0.0	0.0	0.0	0.0	0.00	0	0	0
05/07/2019 13:00	0.0	0.0	0.0	0.0	0.00	0	0	0
05/07/2019 14:00	0.0	0.0	0.0	0.0	0.00	0	0	0
05/07/2019 15:00	0.0	0.0	0.0	0.0	0.00	0	0	0
05/07/2019 16:00	0.0	0.0	0.0	0.0	0.00	0	0	0
05/07/2019 17:00	0.0	0.0	0.0	0.0	0.00	0	0	0
05/07/2019 18:00	0.0	0.0	0.0	0.0	0.00	0	0	0
05/07/2019 19:00	0.0	0.0	0.0	0.0	0.00	0	0	0
05/07/2019 20:00	0.0	0.0	0.0	0.0	0.00	0	0	0
05/07/2019 21:00	0.0	0.0	0.0	0.0	0.00	0	0	0
05/07/2019 22:00	0.0	0.0	0.0	0.0	0.00	0	0	0
05/07/2019 23:00	0.0	0.0	0.0	0.0	0.00	0	0	0
Average/Sum#:	0.0	0.0	0.0	0.0	0.00 #	0 #	0 #	0 #
Minimum:	0.0	0.0	0.0	0.0	0.00	0	0	0
Maximum:	0.0	0.0	0.0	0.0	0.00	0	0	0
%SI	100.00	100.00	100.00	100.00	100.00	0.00	0.00	0.00

# Daily Summary Report

## CT1 - NOx



From: 04/01/2019 00:00 To: 06/30/2019 23:59 Facility Name: COLUSA GENERATING STATION  
 Generated: 07/03/2019 08:38 Location: Maxwell, CA

Red = Invalid or Excluded Data | Green = Edited Status | Blue = Edited Value | \* = Excess Emission

Const. Value/Limit Tag:

	Unit CT1 NOX, Ppm 1 Hour(s)	Unit CT1 O2, Dry, Pct 1 Hour(s)	Unit CT1 HI, MBtuPerHr 1 Hour(s)	> Limit Unit CT1 NOX, Ppmvdc 1 Hour(s)	> Limit Unit CT1 NOX, Lb 1 Hour(s)	Unit CT1 UnitOn, TF 1 Hour(s)	Unit CT1 NormalOp, TF 1 Hour(s)	Unit CT1 DBOn, TF 1 Hour(s)
05/08/2019 00:00	0.0	0.0	0.0	0.0	0.00	0	0	0
05/08/2019 01:00	0.0	0.0	0.0	0.0	0.00	0	0	0
05/08/2019 02:00	0.0	0.0	0.0	0.0	0.00	0	0	0
05/08/2019 03:00	0.0	0.0	0.0	0.0	0.00	0	0	0
05/08/2019 04:00	0.0	0.0	0.0	0.0	0.00	0	0	0
05/08/2019 05:00	0.0	0.0	0.0	0.0	0.00	0	0	0
05/08/2019 06:00	0.0	0.0	0.0	0.0	0.00	0	0	0
05/08/2019 07:00	0.0	0.0	0.0	0.0	0.00	0	0	0
05/08/2019 08:00	0.0	0.0	0.0	0.0	0.00	0	0	0
05/08/2019 09:00	0.0	0.0	0.0	0.0	0.00	0	0	0
05/08/2019 10:00	0.0	0.0	0.0	0.0	0.00	0	0	0
05/08/2019 11:00	0.0	0.0	0.0	0.0	0.00	0	0	0
05/08/2019 12:00	0.0	0.0	0.0	0.0	0.00	0	0	0
05/08/2019 13:00	0.0	0.0	0.0	0.0	0.00	0	0	0
05/08/2019 14:00	0.0	0.0	0.0	0.0	0.00	0	0	0
05/08/2019 15:00	0.0	0.0	0.0	0.0	0.00	0	0	0
05/08/2019 16:00	0.0	0.0	0.0	0.0	0.00	0	0	0
05/08/2019 17:00	0.0	0.0	0.0	0.0	0.00	0	0	0
05/08/2019 18:00	0.0	0.0	0.0	0.0	0.00	0	0	0
05/08/2019 19:00	0.0	0.0	0.0	0.0	0.00	0	0	0
05/08/2019 20:00	0.0	0.0	0.0	0.0	0.00	0	0	0
05/08/2019 21:00	0.0	0.0	0.0	0.0	0.00	0	0	0
05/08/2019 22:00	0.0	0.0	0.0	0.0	0.00	0	0	0
05/08/2019 23:00	0.0	0.0	0.0	0.0	0.00	0	0	0
Average/Sum#:	0.0	0.0	0.0	0.0	0.00 #	0 #	0 #	0 #
Minimum:	0.0	0.0	0.0	0.0	0.00	0	0	0
Maximum:	0.0	0.0	0.0	0.0	0.00	0	0	0
%SI	100.00	100.00	100.00	100.00	100.00	0.00	0.00	0.00

# Daily Summary Report

## CT1 - NOx



From: 04/01/2019 00:00 To: 06/30/2019 23:59 Facility Name: COLUSA GENERATING STATION  
 Generated: 07/03/2019 08:38 Location: Maxwell, CA

Red = Invalid or Excluded Data | Green = Edited Status | Blue = Edited Value | \* = Excess Emission

Const. Value/Limit Tag:

	Unit CT1 NOX, Ppm 1 Hour(s)	Unit CT1 O2, Dry, Pct 1 Hour(s)	Unit CT1 HI, MBtuPerHr 1 Hour(s)	> Limit Unit CT1 NOX, Ppmvdc 1 Hour(s)	> Limit Unit CT1 NOX, Lb 1 Hour(s)	Unit CT1 UnitOn, TF 1 Hour(s)	Unit CT1 NormalOp, TF 1 Hour(s)	Unit CT1 DBOn, TF 1 Hour(s)
05/09/2019 00:00	0.0	0.0	0.0	0.0	0.00	0	0	0
05/09/2019 01:00	0.0	0.0	0.0	0.0	0.00	0	0	0
05/09/2019 02:00	0.0	0.0	0.0	0.0	0.00	0	0	0
05/09/2019 03:00	0.0	0.0	0.0	0.0	0.00	0	0	0
05/09/2019 04:00	0.0	0.0	0.0	0.0	0.00	0	0	0
05/09/2019 05:00	0.0	0.0	0.0	0.0	0.00	0	0	0
05/09/2019 06:00	0.0	0.0	0.0	0.0	0.00	0	0	0
05/09/2019 07:00	0.0	0.0	0.0	0.0	0.00	0	0	0
05/09/2019 08:00	0.0	0.0	0.0	0.0	0.00	0	0	0
05/09/2019 09:00	0.0	0.0	0.0	0.0	0.00	0	0	0
05/09/2019 10:00	0.0	0.0	0.0	0.0	0.00	0	0	0
05/09/2019 11:00	0.0	0.0	0.0	0.0	0.00	0	0	0
05/09/2019 12:00	0.0	0.0	0.0	0.0	0.00	0	0	0
05/09/2019 13:00	0.0	0.0	0.0	0.0	0.00	0	0	0
05/09/2019 14:00	0.0	0.0	0.0	0.0	0.00	0	0	0
05/09/2019 15:00	0.0	0.0	0.0	0.0	0.00	0	0	0
05/09/2019 16:00	0.0	0.0	0.0	0.0	0.00	0	0	0
05/09/2019 17:00	0.0	0.0	0.0	0.0	0.00	0	0	0
05/09/2019 18:00	0.0	0.0	0.0	0.0	0.00	0	0	0
05/09/2019 19:00	0.0	0.0	0.0	0.0	0.00	0	0	0
05/09/2019 20:00	0.0	0.0	0.0	0.0	0.00	0	0	0
05/09/2019 21:00	0.0	0.0	0.0	0.0	0.00	0	0	0
05/09/2019 22:00	0.0	0.0	0.0	0.0	0.00	0	0	0
05/09/2019 23:00	0.0	0.0	0.0	0.0	0.00	0	0	0
Average/Sum#:	0.0	0.0	0.0	0.0	0.00 #	0 #	0 #	0 #
Minimum:	0.0	0.0	0.0	0.0	0.00	0	0	0
Maximum:	0.0	0.0	0.0	0.0	0.00	0	0	0
%SI	100.00	100.00	100.00	100.00	100.00	0.00	0.00	0.00

# Daily Summary Report

## CT1 - NOx



From: 04/01/2019 00:00 To: 06/30/2019 23:59 Facility Name: COLUSA GENERATING STATION  
 Generated: 07/03/2019 08:38 Location: Maxwell, CA

Red = Invalid or Excluded Data | Green = Edited Status | Blue = Edited Value | \* = Excess Emission

Const. Value/Limit Tag:

	Unit CT1 NOX, Ppm 1 Hour(s)	Unit CT1 O2, Dry, Pct 1 Hour(s)	Unit CT1 HI, MBtuPerHr 1 Hour(s)	> Limit Unit CT1 NOX, Ppmvdc 1 Hour(s)	> Limit Unit CT1 NOX, Lb 1 Hour(s)	Unit CT1 UnitOn, TF 1 Hour(s)	Unit CT1 NormalOp, TF 1 Hour(s)	Unit CT1 DBOn, TF 1 Hour(s)
05/10/2019 00:00	0.0	0.0	0.0	0.0	0.00	0	0	0
05/10/2019 01:00	0.0	0.0	0.0	0.0	0.00	0	0	0
05/10/2019 02:00	0.0	0.0	0.0	0.0	0.00	0	0	0
05/10/2019 03:00	0.0	0.0	0.0	0.0	0.00	0	0	0
05/10/2019 04:00	0.0	0.0	0.0	0.0	0.00	0	0	0
05/10/2019 05:00	0.0	0.0	0.0	0.0	0.00	0	0	0
05/10/2019 06:00	0.0	0.0	0.0	0.0	0.00	0	0	0
05/10/2019 07:00	0.0	0.0	0.0	0.0	0.00	0	0	0
05/10/2019 08:00	0.0	0.0	0.0	0.0	0.00	0	0	0
05/10/2019 09:00	0.0	0.0	0.0	0.0	0.00	0	0	0
05/10/2019 10:00	0.0	0.0	0.0	0.0	0.00	0	0	0
05/10/2019 11:00	0.0	0.0	0.0	0.0	0.00	0	0	0
05/10/2019 12:00	0.0	0.0	0.0	0.0	0.00	0	0	0
05/10/2019 13:00	0.0	0.0	0.0	0.0	0.00	0	0	0
05/10/2019 14:00	0.0	0.0	0.0	0.0	0.00	0	0	0
05/10/2019 15:00	0.0	0.0	0.0	0.0	0.00	0	0	0
05/10/2019 16:00	0.0	0.0	0.0	0.0	0.00	0	0	0
05/10/2019 17:00	0.0	0.0	0.0	0.0	0.00	0	0	0
05/10/2019 18:00	0.0	0.0	0.0	0.0	0.00	0	0	0
05/10/2019 19:00	0.0	0.0	0.0	0.0	0.00	0	0	0
05/10/2019 20:00	0.0	0.0	0.0	0.0	0.00	0	0	0
05/10/2019 21:00	0.0	0.0	0.0	0.0	0.00	0	0	0
05/10/2019 22:00	0.0	0.0	0.0	0.0	0.00	0	0	0
05/10/2019 23:00	0.0	0.0	0.0	0.0	0.00	0	0	0
Average/Sum#:	0.0	0.0	0.0	0.0	0.00 #	0 #	0 #	0 #
Minimum:	0.0	0.0	0.0	0.0	0.00	0	0	0
Maximum:	0.0	0.0	0.0	0.0	0.00	0	0	0
%SI	100.00	100.00	100.00	100.00	100.00	0.00	0.00	0.00

# Daily Summary Report

## CT1 - NOx



From: 04/01/2019 00:00 To: 06/30/2019 23:59 Facility Name: COLUSA GENERATING STATION  
 Generated: 07/03/2019 08:38 Location: Maxwell, CA

Red = Invalid or Excluded Data | Green = Edited Status | Blue = Edited Value | \* = Excess Emission

Const. Value/Limit Tag:

	Unit CT1 NOx, Ppm 1 Hour(s)	Unit CT1 O2, Dry, Pct 1 Hour(s)	Unit CT1 HI, MBtuPerHr 1 Hour(s)	> Limit Unit CT1 NOx, Ppmvdc 1 Hour(s)	> Limit Unit CT1 NOx, Lb 1 Hour(s)	Unit CT1 UnitOn, TF 1 Hour(s)	Unit CT1 NormalOp, TF 1 Hour(s)	Unit CT1 DBOn, TF 1 Hour(s)
05/11/2019 00:00	0.0	0.0	0.0	0.0	0.00	0	0	0
05/11/2019 01:00	0.0	0.0	0.0	0.0	0.00	0	0	0
05/11/2019 02:00	0.0	0.0	0.0	0.0	0.00	0	0	0
05/11/2019 03:00	0.0	0.0	0.0	0.0	0.00	0	0	0
05/11/2019 04:00	0.0	0.0	0.0	0.0	0.00	0	0	0
05/11/2019 05:00	0.0	0.0	0.0	0.0	0.00	0	0	0
05/11/2019 06:00	0.0	0.0	0.0	0.0	0.00	0	0	0
05/11/2019 07:00	0.0	0.0	0.0	0.0	0.00	0	0	0
05/11/2019 08:00	0.0	0.0	0.0	0.0	0.00	0	0	0
05/11/2019 09:00	0.0	0.0	0.0	0.0	0.00	0	0	0
05/11/2019 10:00	0.0	0.0	0.0	0.0	0.00	0	0	0
05/11/2019 11:00	0.0	0.0	0.0	0.0	0.00	0	0	0
05/11/2019 12:00	0.0	0.0	0.0	0.0	0.00	0	0	0
05/11/2019 13:00	0.0	0.0	0.0	0.0	0.00	0	0	0
05/11/2019 14:00	0.0	0.0	0.0	0.0	0.00	0	0	0
05/11/2019 15:00	0.0	0.0	0.0	0.0	0.00	0	0	0
05/11/2019 16:00	0.0	0.0	0.0	0.0	0.00	0	0	0
05/11/2019 17:00	0.0	0.0	0.0	0.0	0.00	0	0	0
05/11/2019 18:00	0.0	0.0	0.0	0.0	0.00	0	0	0
05/11/2019 19:00	0.0	0.0	0.0	0.0	0.00	0	0	0
05/11/2019 20:00	0.0	0.0	0.0	0.0	0.00	0	0	0
05/11/2019 21:00	0.0	0.0	0.0	0.0	0.00	0	0	0
05/11/2019 22:00	0.0	0.0	0.0	0.0	0.00	0	0	0
05/11/2019 23:00	0.0	0.0	0.0	0.0	0.00	0	0	0
Average/Sum#:	0.0	0.0	0.0	0.0	0.00 #	0 #	0 #	0 #
Minimum:	0.0	0.0	0.0	0.0	0.00	0	0	0
Maximum:	0.0	0.0	0.0	0.0	0.00	0	0	0
%SI	100.00	100.00	100.00	100.00	100.00	0.00	0.00	0.00

# Daily Summary Report

## CT1 - NOx



From: 04/01/2019 00:00 To: 06/30/2019 23:59 Facility Name: COLUSA GENERATING STATION  
 Generated: 07/03/2019 08:38 Location: Maxwell, CA

Red = Invalid or Excluded Data | Green = Edited Status | Blue = Edited Value | \* = Excess Emission

Const. Value/Limit Tag:

	Unit CT1 NOX, Ppm 1 Hour(s)	Unit CT1 O2, Dry, Pct 1 Hour(s)	Unit CT1 HI, MBtuPerHr 1 Hour(s)	> Limit Unit CT1 NOX, Ppmvdc 1 Hour(s)	> Limit Unit CT1 NOX, Lb 1 Hour(s)	Unit CT1 UnitOn, TF 1 Hour(s)	Unit CT1 NormalOp, TF 1 Hour(s)	Unit CT1 DBOn, TF 1 Hour(s)
05/12/2019 00:00	0.0	0.0	0.0	0.0	0.00	0	0	0
05/12/2019 01:00	0.0	0.0	0.0	0.0	0.00	0	0	0
05/12/2019 02:00	0.0	0.0	0.0	0.0	0.00	0	0	0
05/12/2019 03:00	0.0	0.0	0.0	0.0	0.00	0	0	0
05/12/2019 04:00	0.0	0.0	0.0	0.0	0.00	0	0	0
05/12/2019 05:00	0.0	0.0	0.0	0.0	0.00	0	0	0
05/12/2019 06:00	0.0	0.0	0.0	0.0	0.00	0	0	0
05/12/2019 07:00	0.0	0.0	0.0	0.0	0.00	0	0	0
05/12/2019 08:00	0.0	0.0	0.0	0.0	0.00	0	0	0
05/12/2019 09:00	0.0	0.0	0.0	0.0	0.00	0	0	0
05/12/2019 10:00	0.0	0.0	0.0	0.0	0.00	0	0	0
05/12/2019 11:00	0.0	0.0	0.0	0.0	0.00	0	0	0
05/12/2019 12:00	0.0	0.0	0.0	0.0	0.00	0	0	0
05/12/2019 13:00	0.0	0.0	0.0	0.0	0.00	0	0	0
05/12/2019 14:00	0.0	0.0	0.0	0.0	0.00	0	0	0
05/12/2019 15:00	0.0	0.0	0.0	0.0	0.00	0	0	0
05/12/2019 16:00	0.0	0.0	0.0	0.0	0.00	0	0	0
05/12/2019 17:00	0.0	0.0	0.0	0.0	0.00	0	0	0
05/12/2019 18:00	0.0	0.0	0.0	0.0	0.00	0	0	0
05/12/2019 19:00	0.0	0.0	0.0	0.0	0.00	0	0	0
05/12/2019 20:00	0.0	0.0	0.0	0.0	0.00	0	0	0
05/12/2019 21:00	0.0	0.0	0.0	0.0	0.00	0	0	0
05/12/2019 22:00	0.0	0.0	0.0	0.0	0.00	0	0	0
05/12/2019 23:00	0.0	0.0	0.0	0.0	0.00	0	0	0
Average/Sum#:	0.0	0.0	0.0	0.0	0.00 #	0 #	0 #	0 #
Minimum:	0.0	0.0	0.0	0.0	0.00	0	0	0
Maximum:	0.0	0.0	0.0	0.0	0.00	0	0	0
%SI	100.00	100.00	100.00	100.00	100.00	0.00	0.00	0.00

# Daily Summary Report

## CT1 - NOx



From: 04/01/2019 00:00 To: 06/30/2019 23:59 Facility Name: COLUSA GENERATING STATION  
 Generated: 07/03/2019 08:38 Location: Maxwell, CA

Red = Invalid or Excluded Data | Green = Edited Status | Blue = Edited Value | \* = Excess Emission

Const. Value/Limit Tag:

	Unit CT1 NOx, Ppm 1 Hour(s)	Unit CT1 O2, Dry, Pct 1 Hour(s)	Unit CT1 HI, MBtuPerHr 1 Hour(s)	> Limit Unit CT1 NOx, Ppmvdc 1 Hour(s)	> Limit Unit CT1 NOx, Lb 1 Hour(s)	Unit CT1 UnitOn, TF 1 Hour(s)	Unit CT1 NormalOp, TF 1 Hour(s)	Unit CT1 DBOn, TF 1 Hour(s)
05/13/2019 00:00	0.0	0.0	0.0	0.0	0.00	0	0	0
05/13/2019 01:00	0.0	0.0	0.0	0.0	0.00	0	0	0
05/13/2019 02:00	0.0	0.0	0.0	0.0	0.00	0	0	0
05/13/2019 03:00	0.0	0.0	0.0	0.0	0.00	0	0	0
05/13/2019 04:00	0.0	0.0	0.0	0.0	0.00	0	0	0
05/13/2019 05:00	0.0	0.0	0.0	0.0	0.00	0	0	0
05/13/2019 06:00	0.0	0.0	0.0	0.0	0.00	0	0	0
05/13/2019 07:00	0.0	0.0	0.0	0.0	0.00	0	0	0
05/13/2019 08:00	0.0	0.0	0.0	0.0	0.00	0	0	0
05/13/2019 09:00	0.0	0.0	0.0	0.0	0.00	0	0	0
05/13/2019 10:00	0.0	0.0	0.0	0.0	0.00	0	0	0
05/13/2019 11:00	0.0	0.0	0.0	0.0	0.00	0	0	0
05/13/2019 12:00	0.0	0.0	0.0	0.0	0.00	0	0	0
05/13/2019 13:00	0.0	0.0	0.0	0.0	0.00	0	0	0
05/13/2019 14:00	0.0	0.0	0.0	0.0	0.00	0	0	0
05/13/2019 15:00	0.0	0.0	0.0	0.0	0.00	0	0	0
05/13/2019 16:00	0.0	0.0	0.0	0.0	0.00	0	0	0
05/13/2019 17:00	0.0	0.0	0.0	0.0	0.00	0	0	0
05/13/2019 18:00	0.0	0.0	0.0	0.0	0.00	0	0	0
05/13/2019 19:00	0.0	0.0	0.0	0.0	0.00	0	0	0
05/13/2019 20:00	0.0	0.0	0.0	0.0	0.00	0	0	0
05/13/2019 21:00	0.0	0.0	0.0	0.0	0.00	0	0	0
05/13/2019 22:00	0.0	0.0	0.0	0.0	0.00	0	0	0
05/13/2019 23:00	0.0	0.0	0.0	0.0	0.00	0	0	0
Average/Sum#:	0.0	0.0	0.0	0.0	0.00 #	0 #	0 #	0 #
Minimum:	0.0	0.0	0.0	0.0	0.00	0	0	0
Maximum:	0.0	0.0	0.0	0.0	0.00	0	0	0
%SI	100.00	100.00	100.00	100.00	100.00	0.00	0.00	0.00

# Daily Summary Report

## CT1 - NOx



From: 04/01/2019 00:00 To: 06/30/2019 23:59 Facility Name: COLUSA GENERATING STATION  
 Generated: 07/03/2019 08:38 Location: Maxwell, CA

Red = Invalid or Excluded Data | Green = Edited Status | Blue = Edited Value | \* = Excess Emission

Const. Value/Limit Tag:

	Unit CT1 NOx, Ppm 1 Hour(s)	Unit CT1 O2, Dry, Pct 1 Hour(s)	Unit CT1 HI, MBtuPerHr 1 Hour(s)	> Limit Unit CT1 NOx, Ppmvdc 1 Hour(s)	> Limit Unit CT1 NOx, Lb 1 Hour(s)	Unit CT1 UnitOn, TF 1 Hour(s)	Unit CT1 NormalOp, TF 1 Hour(s)	Unit CT1 DBOn, TF 1 Hour(s)
05/14/2019 00:00	0.0	0.0	0.0	0.0	0.00	0	0	0
05/14/2019 01:00	0.0	0.0	0.0	0.0	0.00	0	0	0
05/14/2019 02:00	0.0	0.0	0.0	0.0	0.00	0	0	0
05/14/2019 03:00	0.0	0.0	0.0	0.0	0.00	0	0	0
05/14/2019 04:00	0.0	0.0	0.0	0.0	0.00	0	0	0
05/14/2019 05:00	0.0	0.0	0.0	0.0	0.00	0	0	0
05/14/2019 06:00	0.0	0.0	0.0	0.0	0.00	0	0	0
05/14/2019 07:00	0.0	0.0	0.0	0.0	0.00	0	0	0
05/14/2019 08:00	0.0	0.0	0.0	0.0	0.00	0	0	0
05/14/2019 09:00	0.0	0.0	0.0	0.0	0.00	0	0	0
05/14/2019 10:00	0.0	0.0	0.0	0.0	0.00	0	0	0
05/14/2019 11:00	0.0	0.0	0.0	0.0	0.00	0	0	0
05/14/2019 12:00	0.0	0.0	0.0	0.0	0.00	0	0	0
05/14/2019 13:00	0.0	0.0	0.0	0.0	0.00	0	0	0
05/14/2019 14:00	0.0	0.0	0.0	0.0	0.00	0	0	0
05/14/2019 15:00	0.0	0.0	0.0	0.0	0.00	0	0	0
05/14/2019 16:00	0.0	0.0	0.0	0.0	0.00	0	0	0
05/14/2019 17:00	0.0	0.0	0.0	0.0	0.00	0	0	0
05/14/2019 18:00	0.0	0.0	0.0	0.0	0.00	0	0	0
05/14/2019 19:00	0.0	0.0	0.0	0.0	0.00	0	0	0
05/14/2019 20:00	0.0	0.0	0.0	0.0	0.00	0	0	0
05/14/2019 21:00	0.0	0.0	0.0	0.0	0.00	0	0	0
05/14/2019 22:00	0.0	0.0	0.0	0.0	0.00	0	0	0
05/14/2019 23:00	0.0	0.0	0.0	0.0	0.00	0	0	0
<b>Average/Sum#:</b>	0.0	0.0	0.0	0.0	0.00 #	0 #	0 #	0 #
<b>Minimum:</b>	0.0	0.0	0.0	0.0	0.00	0	0	0
<b>Maximum:</b>	0.0	0.0	0.0	0.0	0.00	0	0	0
<b>%SI</b>	100.00	100.00	100.00	100.00	100.00	0.00	0.00	0.00



# Daily Summary Report

## CT1 - NOx



From: 04/01/2019 00:00 To: 06/30/2019 23:59 Facility Name: COLUSA GENERATING STATION  
 Generated: 07/03/2019 08:38 Location: Maxwell, CA

Red = Invalid or Excluded Data | Green = Edited Status | Blue = Edited Value | \* = Excess Emission

Const. Value/Limit Tag:

	Unit CT1 NOX, Ppm 1 Hour(s)	Unit CT1 O2, Dry, Pct 1 Hour(s)	Unit CT1 HI, MBtuPerHr 1 Hour(s)	> Limit Unit CT1 NOX, Ppmvdc 1 Hour(s)	> Limit Unit CT1 NOX, Lb 1 Hour(s)	Unit CT1 UnitOn, TF 1 Hour(s)	Unit CT1 NormalOp, TF 1 Hour(s)	Unit CT1 DBOn, TF 1 Hour(s)
05/15/2019 00:00	0.0	0.0	0.0	0.0	0.00	0	0	0
05/15/2019 01:00	0.0	0.0	0.0	0.0	0.00	0	0	0
05/15/2019 02:00	0.0	0.0	0.0	0.0	0.00	0	0	0
05/15/2019 03:00	0.0	0.0	0.0	0.0	0.00	0	0	0
05/15/2019 04:00	0.0	0.0	0.0	0.0	0.00	0	0	0
05/15/2019 05:00	0.0	0.0	0.0	0.0	0.00	0	0	0
05/15/2019 06:00	0.0	0.0	0.0	0.0	0.00	0	0	0
05/15/2019 07:00	0.0	0.0	0.0	0.0	0.00	0	0	0
05/15/2019 08:00	0.0	0.0	0.0	0.0	0.00	0	0	0
05/15/2019 09:00	0.0	0.0	0.0	0.0	0.00	0	0	0
05/15/2019 10:00	0.0	0.0	0.0	0.0	0.00	0	0	0
05/15/2019 11:00	0.0	0.0	0.0	0.0	0.00	0	0	0
05/15/2019 12:00	0.0	0.0	0.0	0.0	0.00	0	0	0
05/15/2019 13:00	0.0	0.0	0.0	0.0	0.00	0	0	0
05/15/2019 14:00	0.0	0.0	0.0	0.0	0.00	0	0	0
05/15/2019 15:00	0.0	0.0	0.0	0.0	0.00	0	0	0
05/15/2019 16:00	0.0	0.0	0.0	0.0	0.00	0	0	0
05/15/2019 17:00	0.0	0.0	0.0	0.0	0.00	0	0	0
05/15/2019 18:00	0.0	0.0	0.0	0.0	0.00	0	0	0
05/15/2019 19:00	0.0	0.0	0.0	0.0	0.00	0	0	0
05/15/2019 20:00	0.0	0.0	0.0	0.0	0.00	0	0	0
05/15/2019 21:00	0.0	0.0	0.0	0.0	0.00	0	0	0
05/15/2019 22:00	0.0	0.0	0.0	0.0	0.00	0	0	0
05/15/2019 23:00	0.0	0.0	0.0	0.0	0.00	0	0	0
Average/Sum#:	0.0	0.0	0.0	0.0	0.00 #	0 #	0 #	0 #
Minimum:	0.0	0.0	0.0	0.0	0.00	0	0	0
Maximum:	0.0	0.0	0.0	0.0	0.00	0	0	0
%SI	100.00	100.00	100.00	100.00	100.00	0.00	0.00	0.00

# Daily Summary Report

## CT1 - NOx



From: 04/01/2019 00:00 To: 06/30/2019 23:59 Facility Name: COLUSA GENERATING STATION  
 Generated: 07/03/2019 08:38 Location: Maxwell, CA

Red = Invalid or Excluded Data | Green = Edited Status | Blue = Edited Value | \* = Excess Emission

Const. Value/Limit Tag:

	Unit CT1 NOX, Ppm 1 Hour(s)	Unit CT1 O2, Dry, Pct 1 Hour(s)	Unit CT1 HI, MBtuPerHr 1 Hour(s)	> Limit Unit CT1 NOX, Ppmvdc 1 Hour(s)	> Limit Unit CT1 NOX, Lb 1 Hour(s)	Unit CT1 UnitOn, TF 1 Hour(s)	Unit CT1 NormalOp, TF 1 Hour(s)	Unit CT1 DBOn, TF 1 Hour(s)
05/16/2019 00:00	0.0	0.0	0.0	0.0	0.00	0	0	0
05/16/2019 01:00	0.0	0.0	0.0	0.0	0.00	0	0	0
05/16/2019 02:00	0.0	0.0	0.0	0.0	0.00	0	0	0
05/16/2019 03:00	0.0	0.0	0.0	0.0	0.00	0	0	0
05/16/2019 04:00	0.0	0.0	0.0	0.0	0.00	0	0	0
05/16/2019 05:00	0.0	0.0	0.0	0.0	0.00	0	0	0
05/16/2019 06:00	0.0	0.0	0.0	0.0	0.00	0	0	0
05/16/2019 07:00	0.0	0.0	0.0	0.0	0.00	0	0	0
05/16/2019 08:00	0.0	0.0	0.0	0.0	0.00	0	0	0
05/16/2019 09:00	0.0	0.0	0.0	0.0	0.00	0	0	0
05/16/2019 10:00	0.0	0.0	0.0	0.0	0.00	0	0	0
05/16/2019 11:00	0.0	0.0	0.0	0.0	0.00	0	0	0
05/16/2019 12:00	0.0	0.0	0.0	0.0	0.00	0	0	0
05/16/2019 13:00	0.0	0.0	0.0	0.0	0.00	0	0	0
05/16/2019 14:00	0.0	0.0	0.0	0.0	0.00	0	0	0
05/16/2019 15:00	0.0	0.0	0.0	0.0	0.00	0	0	0
05/16/2019 16:00	0.0	0.0	0.0	0.0	0.00	0	0	0
05/16/2019 17:00	0.0	0.0	0.0	0.0	0.00	0	0	0
05/16/2019 18:00	0.0	0.0	0.0	0.0	0.00	0	0	0
05/16/2019 19:00	0.0	0.0	0.0	0.0	0.00	0	0	0
05/16/2019 20:00	0.0	0.0	0.0	0.0	0.00	0	0	0
05/16/2019 21:00	0.0	0.0	0.0	0.0	0.00	0	0	0
05/16/2019 22:00	0.0	0.0	0.0	0.0	0.00	0	0	0
05/16/2019 23:00	0.0	0.0	0.0	0.0	0.00	0	0	0
Average/Sum#:	0.0	0.0	0.0	0.0	0.00 #	0 #	0 #	0 #
Minimum:	0.0	0.0	0.0	0.0	0.00	0	0	0
Maximum:	0.0	0.0	0.0	0.0	0.00	0	0	0
%SI	100.00	100.00	100.00	100.00	100.00	0.00	0.00	0.00

# Daily Summary Report

## CT1 - NOx



From: 04/01/2019 00:00 To: 06/30/2019 23:59 Facility Name: COLUSA GENERATING STATION  
 Generated: 07/03/2019 08:38 Location: Maxwell, CA

Red = Invalid or Excluded Data | Green = Edited Status | Blue = Edited Value | \* = Excess Emission

Const. Value/Limit Tag:

	Unit CT1 NOX, Ppm 1 Hour(s)	Unit CT1 O2, Dry, Pct 1 Hour(s)	Unit CT1 HI, MBtuPerHr 1 Hour(s)	> Limit Unit CT1 NOX, Ppmvdc 1 Hour(s)	> Limit Unit CT1 NOX, Lb 1 Hour(s)	Unit CT1 UnitOn, TF 1 Hour(s)	Unit CT1 NormalOp, TF 1 Hour(s)	Unit CT1 DBOn, TF 1 Hour(s)
05/17/2019 00:00	0.0	0.0	0.0	0.0	0.00	0	0	0
05/17/2019 01:00	0.0	0.0	0.0	0.0	0.00	0	0	0
05/17/2019 02:00	0.0	0.0	0.0	0.0	0.00	0	0	0
05/17/2019 03:00	0.0	0.0	0.0	0.0	0.00	0	0	0
05/17/2019 04:00	0.0	0.0	0.0	0.0	0.00	0	0	0
05/17/2019 05:00	0.0	0.0	0.0	0.0	0.00	0	0	0
05/17/2019 06:00	0.0	0.0	0.0	0.0	0.00	0	0	0
05/17/2019 07:00	0.0	0.0	0.0	0.0	0.00	0	0	0
05/17/2019 08:00	0.0	0.0	0.0	0.0	0.00	0	0	0
05/17/2019 09:00	0.0	0.0	0.0	0.0	0.00	0	0	0
05/17/2019 10:00	0.0	0.0	0.0	0.0	0.00	0	0	0
05/17/2019 11:00	0.0	0.0	0.0	0.0	0.00	0	0	0
05/17/2019 12:00	0.0	0.0	0.0	0.0	0.00	0	0	0
05/17/2019 13:00	0.0	0.0	0.0	0.0	0.00	0	0	0
05/17/2019 14:00	0.0	0.0	0.0	0.0	0.00	0	0	0
05/17/2019 15:00	0.0	0.0	0.0	0.0	0.00	0	0	0
05/17/2019 16:00	0.0	0.0	0.0	0.0	0.00	0	0	0
05/17/2019 17:00	0.0	0.0	0.0	0.0	0.00	0	0	0
05/17/2019 18:00	0.0	0.0	0.0	0.0	0.00	0	0	0
05/17/2019 19:00	0.0	0.0	0.0	0.0	0.00	0	0	0
05/17/2019 20:00	0.0	0.0	0.0	0.0	0.00	0	0	0
05/17/2019 21:00	0.0	0.0	0.0	0.0	0.00	0	0	0
05/17/2019 22:00	0.0	0.0	0.0	0.0	0.00	0	0	0
05/17/2019 23:00	0.0	0.0	0.0	0.0	0.00	0	0	0
Average/Sum#:	0.0	0.0	0.0	0.0	0.00 #	0 #	0 #	0 #
Minimum:	0.0	0.0	0.0	0.0	0.00	0	0	0
Maximum:	0.0	0.0	0.0	0.0	0.00	0	0	0
%SI	100.00	100.00	100.00	100.00	100.00	0.00	0.00	0.00

# Daily Summary Report

## CT1 - NOx



From: 04/01/2019 00:00 To: 06/30/2019 23:59 Facility Name: COLUSA GENERATING STATION  
 Generated: 07/03/2019 08:38 Location: Maxwell, CA

Red = Invalid or Excluded Data | Green = Edited Status | Blue = Edited Value | \* = Excess Emission

Const. Value/Limit Tag:

	Unit CT1 NOx, Ppm 1 Hour(s)	Unit CT1 O2, Dry, Pct 1 Hour(s)	Unit CT1 HI, MBtuPerHr 1 Hour(s)	> Limit Unit CT1 NOx, Ppmvdc 1 Hour(s)	> Limit Unit CT1 NOx, Lb 1 Hour(s)	Unit CT1 UnitOn, TF 1 Hour(s)	Unit CT1 NormalOp, TF 1 Hour(s)	Unit CT1 DBOn, TF 1 Hour(s)
05/18/2019 00:00	0.0	0.0	0.0	0.0	0.00	0	0	0
05/18/2019 01:00	0.0	0.0	0.0	0.0	0.00	0	0	0
05/18/2019 02:00	0.0	0.0	0.0	0.0	0.00	0	0	0
05/18/2019 03:00	0.0	0.0	0.0	0.0	0.00	0	0	0
05/18/2019 04:00	0.0	0.0	0.0	0.0	0.00	0	0	0
05/18/2019 05:00	0.0	0.0	0.0	0.0	0.00	0	0	0
05/18/2019 06:00	0.0	0.0	0.0	0.0	0.00	0	0	0
05/18/2019 07:00	0.0	0.0	0.0	0.0	0.00	0	0	0
05/18/2019 08:00	0.0	0.0	0.0	0.0	0.00	0	0	0
05/18/2019 09:00	0.0	0.0	0.0	0.0	0.00	0	0	0
05/18/2019 10:00	0.0	0.0	0.0	0.0	0.00	0	0	0
05/18/2019 11:00	0.0	0.0	0.0	0.0	0.00	0	0	0
05/18/2019 12:00	0.0	0.0	0.0	0.0	0.00	0	0	0
05/18/2019 13:00	0.0	0.0	0.0	0.0	0.00	0	0	0
05/18/2019 14:00	0.0	0.0	0.0	0.0	0.00	0	0	0
05/18/2019 15:00	0.0	0.0	0.0	0.0	0.00	0	0	0
05/18/2019 16:00	0.0	0.0	0.0	0.0	0.00	0	0	0
05/18/2019 17:00	0.0	0.0	0.0	0.0	0.00	0	0	0
05/18/2019 18:00	0.0	0.0	0.0	0.0	0.00	0	0	0
05/18/2019 19:00	0.0	0.0	0.0	0.0	0.00	0	0	0
05/18/2019 20:00	0.0	0.0	0.0	0.0	0.00	0	0	0
05/18/2019 21:00	0.0	0.0	0.0	0.0	0.00	0	0	0
05/18/2019 22:00	0.0	0.0	0.0	0.0	0.00	0	0	0
05/18/2019 23:00	0.0	0.0	0.0	0.0	0.00	0	0	0
Average/Sum#:	0.0	0.0	0.0	0.0	0.00 #	0 #	0 #	0 #
Minimum:	0.0	0.0	0.0	0.0	0.00	0	0	0
Maximum:	0.0	0.0	0.0	0.0	0.00	0	0	0
%SI	100.00	100.00	100.00	100.00	100.00	0.00	0.00	0.00

# Daily Summary Report

## CT1 - NOx



From: 04/01/2019 00:00 To: 06/30/2019 23:59 Facility Name: COLUSA GENERATING STATION  
 Generated: 07/03/2019 08:38 Location: Maxwell, CA

Red = Invalid or Excluded Data | Green = Edited Status | Blue = Edited Value | \* = Excess Emission

Const. Value/Limit Tag:

	Unit CT1 NOX, Ppm 1 Hour(s)	Unit CT1 O2, Dry, Pct 1 Hour(s)	Unit CT1 HI, MBtuPerHr 1 Hour(s)	> Limit Unit CT1 NOX, Ppmvdc 1 Hour(s)	> Limit Unit CT1 NOX, Lb 1 Hour(s)	Unit CT1 UnitOn, TF 1 Hour(s)	Unit CT1 NormalOp, TF 1 Hour(s)	Unit CT1 DBOn, TF 1 Hour(s)
05/19/2019 00:00	0.0	0.0	0.0	0.0	0.00	0	0	0
05/19/2019 01:00	0.0	0.0	0.0	0.0	0.00	0	0	0
05/19/2019 02:00	0.0	0.0	0.0	0.0	0.00	0	0	0
05/19/2019 03:00	0.0	0.0	0.0	0.0	0.00	0	0	0
05/19/2019 04:00	0.0	0.0	0.0	0.0	0.00	0	0	0
05/19/2019 05:00	0.0	0.0	0.0	0.0	0.00	0	0	0
05/19/2019 06:00	0.0	0.0	0.0	0.0	0.00	0	0	0
05/19/2019 07:00	0.0	0.0	0.0	0.0	0.00	0	0	0
05/19/2019 08:00	0.0	0.0	0.0	0.0	0.00	0	0	0
05/19/2019 09:00	0.0	0.0	0.0	0.0	0.00	0	0	0
05/19/2019 10:00	0.0	0.0	0.0	0.0	0.00	0	0	0
05/19/2019 11:00	0.0	0.0	0.0	0.0	0.00	0	0	0
05/19/2019 12:00	0.0	0.0	0.0	0.0	0.00	0	0	0
05/19/2019 13:00	0.0	0.0	0.0	0.0	0.00	0	0	0
05/19/2019 14:00	0.0	0.0	0.0	0.0	0.00	0	0	0
05/19/2019 15:00	0.0	0.0	0.0	0.0	0.00	0	0	0
05/19/2019 16:00	0.0	0.0	0.0	0.0	0.00	0	0	0
05/19/2019 17:00	0.0	0.0	0.0	0.0	0.00	0	0	0
05/19/2019 18:00	0.0	0.0	0.0	0.0	0.00	0	0	0
05/19/2019 19:00	0.0	0.0	0.0	0.0	0.00	0	0	0
05/19/2019 20:00	0.0	0.0	0.0	0.0	0.00	0	0	0
05/19/2019 21:00	0.0	0.0	0.0	0.0	0.00	0	0	0
05/19/2019 22:00	0.0	0.0	0.0	0.0	0.00	0	0	0
05/19/2019 23:00	0.0	0.0	0.0	0.0	0.00	0	0	0
Average/Sum#:	0.0	0.0	0.0	0.0	0.00 #	0 #	0 #	0 #
Minimum:	0.0	0.0	0.0	0.0	0.00	0	0	0
Maximum:	0.0	0.0	0.0	0.0	0.00	0	0	0
%SI	100.00	100.00	100.00	100.00	100.00	0.00	0.00	0.00

# Daily Summary Report

## CT1 - NOx



From: 04/01/2019 00:00 To: 06/30/2019 23:59 Facility Name: COLUSA GENERATING STATION  
 Generated: 07/03/2019 08:38 Location: Maxwell, CA

Red = Invalid or Excluded Data | Green = Edited Status | Blue = Edited Value | \* = Excess Emission

Const. Value/Limit Tag:

	Unit CT1 NOX, Ppm 1 Hour(s)	Unit CT1 O2, Dry, Pct 1 Hour(s)	Unit CT1 HI, MBtuPerHr 1 Hour(s)	> Limit Unit CT1 NOX, Ppmvdc 1 Hour(s)	> Limit Unit CT1 NOX, Lb 1 Hour(s)	Unit CT1 UnitOn, TF 1 Hour(s)	Unit CT1 NormalOp, TF 1 Hour(s)	Unit CT1 DBOn, TF 1 Hour(s)
05/20/2019 00:00	0.0	0.0	0.0	0.0	0.00	0	0	0
05/20/2019 01:00	0.0	0.0	0.0	0.0	0.00	0	0	0
05/20/2019 02:00	0.0	0.0	0.0	0.0	0.00	0	0	0
05/20/2019 03:00	0.0	0.0	0.0	0.0	0.00	0	0	0
05/20/2019 04:00	0.0	0.0	0.0	0.0	0.00	0	0	0
05/20/2019 05:00	0.0	0.0	0.0	0.0	0.00	0	0	0
05/20/2019 06:00	0.0	0.0	0.0	0.0	0.00	0	0	0
05/20/2019 07:00	0.0	0.0	0.0	0.0	0.00	0	0	0
05/20/2019 08:00	0.0	0.0	0.0	0.0	0.00	0	0	0
05/20/2019 09:00	0.0	0.0	0.0	0.0	0.00	0	0	0
05/20/2019 10:00	0.0	0.0	0.0	0.0	0.00	0	0	0
05/20/2019 11:00	0.0	0.0	0.0	0.0	0.00	0	0	0
05/20/2019 12:00	0.0	0.0	0.0	0.0	0.00	0	0	0
05/20/2019 13:00	0.0	0.0	0.0	0.0	0.00	0	0	0
05/20/2019 14:00	0.0	0.0	0.0	0.0	0.00	0	0	0
05/20/2019 15:00	0.0	0.0	0.0	0.0	0.00	0	0	0
05/20/2019 16:00	0.0	0.0	0.0	0.0	0.00	0	0	0
05/20/2019 17:00	0.0	0.0	0.0	0.0	0.00	0	0	0
05/20/2019 18:00	0.0	0.0	0.0	0.0	0.00	0	0	0
05/20/2019 19:00	0.0	0.0	0.0	0.0	0.00	0	0	0
05/20/2019 20:00	0.0	0.0	0.0	0.0	0.00	0	0	0
05/20/2019 21:00	0.0	0.0	0.0	0.0	0.00	0	0	0
05/20/2019 22:00	0.0	0.0	0.0	0.0	0.00	0	0	0
05/20/2019 23:00	0.0	0.0	0.0	0.0	0.00	0	0	0
Average/Sum#:	0.0	0.0	0.0	0.0	0.00 #	0 #	0 #	0 #
Minimum:	0.0	0.0	0.0	0.0	0.00	0	0	0
Maximum:	0.0	0.0	0.0	0.0	0.00	0	0	0
%SI	100.00	100.00	100.00	100.00	100.00	0.00	0.00	0.00

# Daily Summary Report

## CT1 - NOx



From: 04/01/2019 00:00 To: 06/30/2019 23:59 Facility Name: COLUSA GENERATING STATION  
 Generated: 07/03/2019 08:38 Location: Maxwell, CA

Red = Invalid or Excluded Data | Green = Edited Status | Blue = Edited Value | \* = Excess Emission

Const. Value/Limit Tag:

	Unit CT1 NOX, Ppm 1 Hour(s)	Unit CT1 O2, Dry, Pct 1 Hour(s)	Unit CT1 HI, MBtuPerHr 1 Hour(s)	> Limit Unit CT1 NOX, Ppmvdc 1 Hour(s)	> Limit Unit CT1 NOX, Lb 1 Hour(s)	Unit CT1 UnitOn, TF 1 Hour(s)	Unit CT1 NormalOp, TF 1 Hour(s)	Unit CT1 DBOn, TF 1 Hour(s)
05/21/2019 00:00	0.0	0.0	0.0	0.0	0.00	0	0	0
05/21/2019 01:00	0.0	0.0	0.0	0.0	0.00	0	0	0
05/21/2019 02:00	0.0	0.0	0.0	0.0	0.00	0	0	0
05/21/2019 03:00	0.0	0.0	0.0	0.0	0.00	0	0	0
05/21/2019 04:00	0.0	0.0	0.0	0.0	0.00	0	0	0
05/21/2019 05:00	0.0	0.0	0.0	0.0	0.00	0	0	0
05/21/2019 06:00	0.0	0.0	0.0	0.0	0.00	0	0	0
05/21/2019 07:00	0.0	0.0	0.0	0.0	0.00	0	0	0
05/21/2019 08:00	0.0	0.0	0.0	0.0	0.00	0	0	0
05/21/2019 09:00	0.0	0.0	0.0	0.0	0.00	0	0	0
05/21/2019 10:00	0.0	0.0	0.0	0.0	0.00	0	0	0
05/21/2019 11:00	0.0	0.0	0.0	0.0	0.00	0	0	0
05/21/2019 12:00	0.0	0.0	0.0	0.0	0.00	0	0	0
05/21/2019 13:00	0.0	0.0	0.0	0.0	0.00	0	0	0
05/21/2019 14:00	0.0	0.0	0.0	0.0	0.00	0	0	0
05/21/2019 15:00	0.0	0.0	0.0	0.0	0.00	0	0	0
05/21/2019 16:00	0.0	0.0	0.0	0.0	0.00	0	0	0
05/21/2019 17:00	0.0	0.0	0.0	0.0	0.00	0	0	0
05/21/2019 18:00	0.0	0.0	0.0	0.0	0.00	0	0	0
05/21/2019 19:00	0.0	0.0	0.0	0.0	0.00	0	0	0
05/21/2019 20:00	0.0	0.0	0.0	0.0	0.00	0	0	0
05/21/2019 21:00	0.0	0.0	0.0	0.0	0.00	0	0	0
05/21/2019 22:00	0.0	0.0	0.0	0.0	0.00	0	0	0
05/21/2019 23:00	0.0	0.0	0.0	0.0	0.00	0	0	0
Average/Sum#:	0.0	0.0	0.0	0.0	0.00 #	0 #	0 #	0 #
Minimum:	0.0	0.0	0.0	0.0	0.00	0	0	0
Maximum:	0.0	0.0	0.0	0.0	0.00	0	0	0
%SI	100.00	100.00	100.00	100.00	100.00	0.00	0.00	0.00

# Daily Summary Report

## CT1 - NOx



From: 04/01/2019 00:00 To: 06/30/2019 23:59 Facility Name: COLUSA GENERATING STATION  
 Generated: 07/03/2019 08:38 Location: Maxwell, CA

Red = Invalid or Excluded Data | Green = Edited Status | Blue = Edited Value | \* = Excess Emission

Const. Value/Limit Tag:

	Unit CT1 NOX, Ppm 1 Hour(s)	Unit CT1 O2, Dry, Pct 1 Hour(s)	Unit CT1 HI, MBtuPerHr 1 Hour(s)	> Limit Unit CT1 NOX, Ppmvdc 1 Hour(s)	> Limit Unit CT1 NOX, Lb 1 Hour(s)	Unit CT1 UnitOn, TF 1 Hour(s)	Unit CT1 NormalOp, TF 1 Hour(s)	Unit CT1 DBOn, TF 1 Hour(s)
05/22/2019 00:00	0.0	0.0	0.0	0.0	0.00	0	0	0
05/22/2019 01:00	0.0	0.0	0.0	0.0	0.00	0	0	0
05/22/2019 02:00	0.0	0.0	0.0	0.0	0.00	0	0	0
05/22/2019 03:00	0.0	0.0	0.0	0.0	0.00	0	0	0
05/22/2019 04:00	0.0	0.0	0.0	0.0	0.00	0	0	0
05/22/2019 05:00	0.0	0.0	0.0	0.0	0.00	0	0	0
05/22/2019 06:00	0.0	0.0	0.0	0.0	0.00	0	0	0
05/22/2019 07:00	0.0	0.0	0.0	0.0	0.00	0	0	0
05/22/2019 08:00	0.0	0.0	0.0	0.0	0.00	0	0	0
05/22/2019 09:00	0.0	0.0	0.0	0.0	0.00	0	0	0
05/22/2019 10:00	0.0	0.0	0.0	0.0	0.00	0	0	0
05/22/2019 11:00	0.0	0.0	0.0	0.0	0.00	0	0	0
05/22/2019 12:00	0.0	0.0	0.0	0.0	0.00	0	0	0
05/22/2019 13:00	0.0	0.0	0.0	0.0	0.00	0	0	0
05/22/2019 14:00	0.0	0.0	0.0	0.0	0.00	0	0	0
05/22/2019 15:00	0.0	0.0	0.0	0.0	0.00	0	0	0
05/22/2019 16:00	0.0	0.0	0.0	0.0	0.00	0	0	0
05/22/2019 17:00	0.0	0.0	0.0	0.0	0.00	0	0	0
05/22/2019 18:00	0.0	0.0	0.0	0.0	0.00	0	0	0
05/22/2019 19:00	0.0	0.0	0.0	0.0	0.00	0	0	0
05/22/2019 20:00	0.0	0.0	0.0	0.0	0.00	0	0	0
05/22/2019 21:00	0.0	0.0	0.0	0.0	0.00	0	0	0
05/22/2019 22:00	0.0	0.0	0.0	0.0	0.00	0	0	0
05/22/2019 23:00	0.0	0.0	0.0	0.0	0.00	0	0	0
Average/Sum#:	0.0	0.0	0.0	0.0	0.00 #	0 #	0 #	0 #
Minimum:	0.0	0.0	0.0	0.0	0.00	0	0	0
Maximum:	0.0	0.0	0.0	0.0	0.00	0	0	0
%SI	100.00	100.00	100.00	100.00	100.00	0.00	0.00	0.00



# Daily Summary Report

## CT1 - NOx



From: 04/01/2019 00:00 To: 06/30/2019 23:59 Facility Name: COLUSA GENERATING STATION  
 Generated: 07/03/2019 08:38 Location: Maxwell, CA

Red = Invalid or Excluded Data | Green = Edited Status | Blue = Edited Value | \* = Excess Emission

Const. Value/Limit Tag:

	Unit CT1 NOx, Ppm 1 Hour(s)	Unit CT1 O2, Dry, Pct 1 Hour(s)	Unit CT1 HI, MBtuPerHr 1 Hour(s)	> Limit Unit CT1 NOx, Ppmvdc 1 Hour(s)	> Limit Unit CT1 NOx, Lb 1 Hour(s)	Unit CT1 UnitOn, TF 1 Hour(s)	Unit CT1 NormalOp, TF 1 Hour(s)	Unit CT1 DBOn, TF 1 Hour(s)
05/23/2019 00:00	0.0	0.0	0.0	0.0	0.00	0	0	0
05/23/2019 01:00	0.0	0.0	0.0	0.0	0.00	0	0	0
05/23/2019 02:00	0.0	0.0	0.0	0.0	0.00	0	0	0
05/23/2019 03:00	0.0	0.0	0.0	0.0	0.00	0	0	0
05/23/2019 04:00	0.0	0.0	0.0	0.0	0.00	0	0	0
05/23/2019 05:00	0.0	0.0	0.0	0.0	0.00	0	0	0
05/23/2019 06:00	0.0	0.0	0.0	0.0	0.00	0	0	0
05/23/2019 07:00	0.0	0.0	0.0	0.0	0.00	0	0	0
05/23/2019 08:00	0.0	0.0	0.0	0.0	0.00	0	0	0
05/23/2019 09:00	0.0	0.0	0.0	0.0	0.00	0	0	0
05/23/2019 10:00	0.0	0.0	0.0	0.0	0.00	0	0	0
05/23/2019 11:00	0.0	0.0	0.0	0.0	0.00	0	0	0
05/23/2019 12:00	0.0	0.0	0.0	0.0	0.00	0	0	0
05/23/2019 13:00	0.0	0.0	0.0	0.0	0.00	0	0	0
05/23/2019 14:00	0.0	0.0	0.0	0.0	0.00	0	0	0
05/23/2019 15:00	0.0	0.0	0.0	0.0	0.00	0	0	0
05/23/2019 16:00	0.0	0.0	0.0	0.0	0.00	0	0	0
05/23/2019 17:00	0.0	0.0	0.0	0.0	0.00	0	0	0
05/23/2019 18:00	0.0	0.0	0.0	0.0	0.00	0	0	0
05/23/2019 19:00	0.0	0.0	0.0	0.0	0.00	0	0	0
05/23/2019 20:00	0.0	0.0	0.0	0.0	0.00	0	0	0
05/23/2019 21:00	0.0	0.0	0.0	0.0	0.00	0	0	0
05/23/2019 22:00	0.0	0.0	0.0	0.0	0.00	0	0	0
05/23/2019 23:00	0.0	0.0	0.0	0.0	0.00	0	0	0
Average/Sum#:	0.0	0.0	0.0	0.0	0.00 #	0 #	0 #	0 #
Minimum:	0.0	0.0	0.0	0.0	0.00	0	0	0
Maximum:	0.0	0.0	0.0	0.0	0.00	0	0	0
%SI	100.00	100.00	100.00	100.00	100.00	0.00	0.00	0.00

# Daily Summary Report

## CT1 - NOx



From: 04/01/2019 00:00 To: 06/30/2019 23:59 Facility Name: COLUSA GENERATING STATION  
 Generated: 07/03/2019 08:38 Location: Maxwell, CA

Red = Invalid or Excluded Data | Green = Edited Status | Blue = Edited Value | \* = Excess Emission

Const. Value/Limit Tag:

	Unit CT1 NOX, Ppm 1 Hour(s)	Unit CT1 O2, Dry, Pct 1 Hour(s)	Unit CT1 HI, MBtuPerHr 1 Hour(s)	> Limit Unit CT1 NOX, Ppmvdc 1 Hour(s)	> Limit Unit CT1 NOX, Lb 1 Hour(s)	Unit CT1 UnitOn, TF 1 Hour(s)	Unit CT1 NormalOp, TF 1 Hour(s)	Unit CT1 DBOn, TF 1 Hour(s)
05/24/2019 00:00	0.0	0.0	0.0	0.0	0.00	0	0	0
05/24/2019 01:00	0.0	0.0	0.0	0.0	0.00	0	0	0
05/24/2019 02:00	0.0	0.0	0.0	0.0	0.00	0	0	0
05/24/2019 03:00	0.0	0.0	0.0	0.0	0.00	0	0	0
05/24/2019 04:00	0.0	0.0	0.0	0.0	0.00	0	0	0
05/24/2019 05:00	0.0	0.0	0.0	0.0	0.00	0	0	0
05/24/2019 06:00	0.0	0.0	0.0	0.0	0.00	0	0	0
05/24/2019 07:00	0.0	0.0	0.0	0.0	0.00	0	0	0
05/24/2019 08:00	0.0	0.0	0.0	0.0	0.00	0	0	0
05/24/2019 09:00	0.0	0.0	0.0	0.0	0.00	0	0	0
05/24/2019 10:00	0.0	0.0	0.0	0.0	0.00	0	0	0
05/24/2019 11:00	0.0	0.0	0.0	0.0	0.00	0	0	0
05/24/2019 12:00	0.0	0.0	0.0	0.0	0.00	0	0	0
05/24/2019 13:00	0.0	0.0	0.0	0.0	0.00	0	0	0
05/24/2019 14:00	0.0	0.0	0.0	0.0	0.00	0	0	0
05/24/2019 15:00	0.0	0.0	0.0	0.0	0.00	0	0	0
05/24/2019 16:00	0.0	0.0	0.0	0.0	0.00	0	0	0
05/24/2019 17:00	0.0	0.0	0.0	0.0	0.00	0	0	0
05/24/2019 18:00	0.0	0.0	0.0	0.0	0.00	0	0	0
05/24/2019 19:00	0.0	0.0	0.0	0.0	0.00	0	0	0
05/24/2019 20:00	0.0	0.0	0.0	0.0	0.00	0	0	0
05/24/2019 21:00	0.0	0.0	0.0	0.0	0.00	0	0	0
05/24/2019 22:00	0.0	0.0	0.0	0.0	0.00	0	0	0
05/24/2019 23:00	0.0	0.0	0.0	0.0	0.00	0	0	0
Average/Sum#:	0.0	0.0	0.0	0.0	0.00 #	0 #	0 #	0 #
Minimum:	0.0	0.0	0.0	0.0	0.00	0	0	0
Maximum:	0.0	0.0	0.0	0.0	0.00	0	0	0
%SI	100.00	100.00	100.00	100.00	100.00	0.00	0.00	0.00

# Daily Summary Report

## CT1 - NOx



From: 04/01/2019 00:00 To: 06/30/2019 23:59 Facility Name: COLUSA GENERATING STATION  
 Generated: 07/03/2019 08:38 Location: Maxwell, CA

Red = Invalid or Excluded Data | Green = Edited Status | Blue = Edited Value | \* = Excess Emission

Const. Value/Limit Tag:

	Unit CT1 NOx, Ppm 1 Hour(s)	Unit CT1 O2, Dry, Pct 1 Hour(s)	Unit CT1 HI, MBtuPerHr 1 Hour(s)	> Limit Unit CT1 NOx, Ppmvdc 1 Hour(s)	> Limit Unit CT1 NOx, Lb 1 Hour(s)	Unit CT1 UnitOn, TF 1 Hour(s)	Unit CT1 NormalOp, TF 1 Hour(s)	Unit CT1 DBOn, TF 1 Hour(s)
05/25/2019 00:00	0.0	0.0	0.0	0.0	0.00	0	0	0
05/25/2019 01:00	0.0	0.0	0.0	0.0	0.00	0	0	0
05/25/2019 02:00	0.0	0.0	0.0	0.0	0.00	0	0	0
05/25/2019 03:00	0.0	0.0	0.0	0.0	0.00	0	0	0
05/25/2019 04:00	0.0	0.0	0.0	0.0	0.00	0	0	0
05/25/2019 05:00	0.0	0.0	0.0	0.0	0.00	0	0	0
05/25/2019 06:00	0.0	0.0	0.0	0.0	0.00	0	0	0
05/25/2019 07:00	0.0	0.0	0.0	0.0	0.00	0	0	0
05/25/2019 08:00	0.0	0.0	0.0	0.0	0.00	0	0	0
05/25/2019 09:00	0.0	0.0	0.0	0.0	0.00	0	0	0
05/25/2019 10:00	0.0	0.0	0.0	0.0	0.00	0	0	0
05/25/2019 11:00	0.0	0.0	0.0	0.0	0.00	0	0	0
05/25/2019 12:00	0.0	0.0	0.0	0.0	0.00	0	0	0
05/25/2019 13:00	0.0	0.0	0.0	0.0	0.00	0	0	0
05/25/2019 14:00	0.0	0.0	0.0	0.0	0.00	0	0	0
05/25/2019 15:00	0.0	0.0	0.0	0.0	0.00	0	0	0
05/25/2019 16:00	0.0	0.0	0.0	0.0	0.00	0	0	0
05/25/2019 17:00	0.0	0.0	0.0	0.0	0.00	0	0	0
05/25/2019 18:00	0.0	0.0	0.0	0.0	0.00	0	0	0
05/25/2019 19:00	0.0	0.0	0.0	0.0	0.00	0	0	0
05/25/2019 20:00	0.0	0.0	0.0	0.0	0.00	0	0	0
05/25/2019 21:00	0.0	0.0	0.0	0.0	0.00	0	0	0
05/25/2019 22:00	0.0	0.0	0.0	0.0	0.00	0	0	0
05/25/2019 23:00	0.0	0.0	0.0	0.0	0.00	0	0	0
Average/Sum#:	0.0	0.0	0.0	0.0	0.00 #	0 #	0 #	0 #
Minimum:	0.0	0.0	0.0	0.0	0.00	0	0	0
Maximum:	0.0	0.0	0.0	0.0	0.00	0	0	0
%SI	100.00	100.00	100.00	100.00	100.00	0.00	0.00	0.00

# Daily Summary Report

## CT1 - NOx



From: 04/01/2019 00:00 To: 06/30/2019 23:59 Facility Name: COLUSA GENERATING STATION  
 Generated: 07/03/2019 08:38 Location: Maxwell, CA

Red = Invalid or Excluded Data | Green = Edited Status | Blue = Edited Value | \* = Excess Emission

Const. Value/Limit Tag:

	Unit CT1 NOx, Ppm 1 Hour(s)	Unit CT1 O2, Dry, Pct 1 Hour(s)	Unit CT1 HI, MBtuPerHr 1 Hour(s)	> Limit Unit CT1 NOx, Ppmvdc 1 Hour(s)	> Limit Unit CT1 NOx, Lb 1 Hour(s)	Unit CT1 UnitOn, TF 1 Hour(s)	Unit CT1 NormalOp, TF 1 Hour(s)	Unit CT1 DBOn, TF 1 Hour(s)
05/26/2019 00:00	0.0	0.0	0.0	0.0	0.00	0	0	0
05/26/2019 01:00	0.0	0.0	0.0	0.0	0.00	0	0	0
05/26/2019 02:00	0.0	0.0	0.0	0.0	0.00	0	0	0
05/26/2019 03:00	0.0	0.0	0.0	0.0	0.00	0	0	0
05/26/2019 04:00	0.0	0.0	0.0	0.0	0.00	0	0	0
05/26/2019 05:00	0.0	0.0	0.0	0.0	0.00	0	0	0
05/26/2019 06:00	0.0	0.0	0.0	0.0	0.00	0	0	0
05/26/2019 07:00	0.0	0.0	0.0	0.0	0.00	0	0	0
05/26/2019 08:00	0.0	0.0	0.0	0.0	0.00	0	0	0
05/26/2019 09:00	0.0	0.0	0.0	0.0	0.00	0	0	0
05/26/2019 10:00	0.0	0.0	0.0	0.0	0.00	0	0	0
05/26/2019 11:00	0.0	0.0	0.0	0.0	0.00	0	0	0
05/26/2019 12:00	0.0	0.0	0.0	0.0	0.00	0	0	0
05/26/2019 13:00	0.0	0.0	0.0	0.0	0.00	0	0	0
05/26/2019 14:00	0.0	0.0	0.0	0.0	0.00	0	0	0
05/26/2019 15:00	0.0	0.0	0.0	0.0	0.00	0	0	0
05/26/2019 16:00	0.0	0.0	0.0	0.0	0.00	0	0	0
05/26/2019 17:00	0.0	0.0	0.0	0.0	0.00	0	0	0
05/26/2019 18:00	0.0	0.0	0.0	0.0	0.00	0	0	0
05/26/2019 19:00	0.0	0.0	0.0	0.0	0.00	0	0	0
05/26/2019 20:00	0.0	0.0	0.0	0.0	0.00	0	0	0
05/26/2019 21:00	0.0	0.0	0.0	0.0	0.00	0	0	0
05/26/2019 22:00	0.0	0.0	0.0	0.0	0.00	0	0	0
05/26/2019 23:00	0.0	0.0	0.0	0.0	0.00	0	0	0
Average/Sum#:	0.0	0.0	0.0	0.0	0.00 #	0 #	0 #	0 #
Minimum:	0.0	0.0	0.0	0.0	0.00	0	0	0
Maximum:	0.0	0.0	0.0	0.0	0.00	0	0	0
%SI	100.00	100.00	100.00	100.00	100.00	0.00	0.00	0.00

# Daily Summary Report

## CT1 - NOx



From: 04/01/2019 00:00 To: 06/30/2019 23:59 Facility Name: COLUSA GENERATING STATION  
 Generated: 07/03/2019 08:38 Location: Maxwell, CA

Red = Invalid or Excluded Data | Green = Edited Status | Blue = Edited Value | \* = Excess Emission

Const. Value/Limit Tag:

	Unit CT1 NOx, Ppm 1 Hour(s)	Unit CT1 O2, Dry, Pct 1 Hour(s)	Unit CT1 HI, MBtuPerHr 1 Hour(s)	> Limit Unit CT1 NOx, Ppmvdc 1 Hour(s)	> Limit Unit CT1 NOx, Lb 1 Hour(s)	Unit CT1 UnitOn, TF 1 Hour(s)	Unit CT1 NormalOp, TF 1 Hour(s)	Unit CT1 DBOn, TF 1 Hour(s)
05/27/2019 00:00	0.0	0.0	0.0	0.0	0.00	0	0	0
05/27/2019 01:00	0.0	0.0	0.0	0.0	0.00	0	0	0
05/27/2019 02:00	0.0	0.0	0.0	0.0	0.00	0	0	0
05/27/2019 03:00	0.0	0.0	0.0	0.0	0.00	0	0	0
05/27/2019 04:00	0.0	0.0	0.0	0.0	0.00	0	0	0
05/27/2019 05:00	0.0	0.0	0.0	0.0	0.00	0	0	0
05/27/2019 06:00	0.0	0.0	0.0	0.0	0.00	0	0	0
05/27/2019 07:00	0.0	0.0	0.0	0.0	0.00	0	0	0
05/27/2019 08:00	0.0	0.0	0.0	0.0	0.00	0	0	0
05/27/2019 09:00	0.0	0.0	0.0	0.0	0.00	0	0	0
05/27/2019 10:00	0.0	0.0	0.0	0.0	0.00	0	0	0
05/27/2019 11:00	0.0	0.0	0.0	0.0	0.00	0	0	0
05/27/2019 12:00	0.0	0.0	0.0	0.0	0.00	0	0	0
05/27/2019 13:00	0.0	0.0	0.0	0.0	0.00	0	0	0
05/27/2019 14:00	0.0	0.0	0.0	0.0	0.00	0	0	0
05/27/2019 15:00	0.0	0.0	0.0	0.0	0.00	0	0	0
05/27/2019 16:00	0.0	0.0	0.0	0.0	0.00	0	0	0
05/27/2019 17:00	0.0	0.0	0.0	0.0	0.00	0	0	0
05/27/2019 18:00	0.0	0.0	0.0	0.0	0.00	0	0	0
05/27/2019 19:00	0.0	0.0	0.0	0.0	0.00	0	0	0
05/27/2019 20:00	0.0	0.0	0.0	0.0	0.00	0	0	0
05/27/2019 21:00	0.0	0.0	0.0	0.0	0.00	0	0	0
05/27/2019 22:00	0.0	0.0	0.0	0.0	0.00	0	0	0
05/27/2019 23:00	0.0	0.0	0.0	0.0	0.00	0	0	0
Average/Sum#:	0.0	0.0	0.0	0.0	0.00 #	0 #	0 #	0 #
Minimum:	0.0	0.0	0.0	0.0	0.00	0	0	0
Maximum:	0.0	0.0	0.0	0.0	0.00	0	0	0
%SI	100.00	100.00	100.00	100.00	100.00	0.00	0.00	0.00

# Daily Summary Report

## CT1 - NOx



From: 04/01/2019 00:00 To: 06/30/2019 23:59 Facility Name: COLUSA GENERATING STATION  
 Generated: 07/03/2019 08:38 Location: Maxwell, CA

Red = Invalid or Excluded Data | Green = Edited Status | Blue = Edited Value | \* = Excess Emission

Const. Value/Limit Tag:

	Unit CT1 NOx, Ppm 1 Hour(s)	Unit CT1 O2, Dry, Pct 1 Hour(s)	Unit CT1 HI, MBtuPerHr 1 Hour(s)	> Limit Unit CT1 NOx, Ppmvdc 1 Hour(s)	> Limit Unit CT1 NOx, Lb 1 Hour(s)	Unit CT1 UnitOn, TF 1 Hour(s)	Unit CT1 NormalOp, TF 1 Hour(s)	Unit CT1 DBOn, TF 1 Hour(s)
05/28/2019 00:00	0.0	0.0	0.0	0.0	0.00	0	0	0
05/28/2019 01:00	0.0	0.0	0.0	0.0	0.00	0	0	0
05/28/2019 02:00	0.0	0.0	0.0	0.0	0.00	0	0	0
05/28/2019 03:00	0.0	0.0	0.0	0.0	0.00	0	0	0
05/28/2019 04:00	0.0	0.0	0.0	0.0	0.00	0	0	0
05/28/2019 05:00	0.0	0.0	0.0	0.0	0.00	0	0	0
05/28/2019 06:00	0.0	0.0	0.0	0.0	0.00	0	0	0
05/28/2019 07:00	0.0	0.0	0.0	0.0	0.00	0	0	0
05/28/2019 08:00	0.0	0.0	0.0	0.0	0.00	0	0	0
05/28/2019 09:00	0.0	0.0	0.0	0.0	0.00	0	0	0
05/28/2019 10:00	0.0	0.0	0.0	0.0	0.00	0	0	0
05/28/2019 11:00	0.0	0.0	0.0	0.0	0.00	0	0	0
05/28/2019 12:00	0.0	0.0	0.0	0.0	0.00	0	0	0
05/28/2019 13:00	0.0	0.0	0.0	0.0	0.00	0	0	0
05/28/2019 14:00	0.0	0.0	0.0	0.0	0.00	0	0	0
05/28/2019 15:00	0.0	0.0	0.0	0.0	0.00	0	0	0
05/28/2019 16:00	0.0	0.0	0.0	0.0	0.00	0	0	0
05/28/2019 17:00	0.0	0.0	0.0	0.0	0.00	0	0	0
05/28/2019 18:00	0.0	0.0	0.0	0.0	0.00	0	0	0
05/28/2019 19:00	0.0	0.0	0.0	0.0	0.00	0	0	0
05/28/2019 20:00	0.0	0.0	0.0	0.0	0.00	0	0	0
05/28/2019 21:00	0.0	0.0	0.0	0.0	0.00	0	0	0
05/28/2019 22:00	0.0	0.0	0.0	0.0	0.00	0	0	0
05/28/2019 23:00	0.0	0.0	0.0	0.0	0.00	0	0	0
Average/Sum#:	0.0	0.0	0.0	0.0	0.00 #	0 #	0 #	0 #
Minimum:	0.0	0.0	0.0	0.0	0.00	0	0	0
Maximum:	0.0	0.0	0.0	0.0	0.00	0	0	0
%SI	100.00	100.00	100.00	100.00	100.00	0.00	0.00	0.00

# Daily Summary Report

## CT1 - NOx



From: 04/01/2019 00:00 To: 06/30/2019 23:59 Facility Name: COLUSA GENERATING STATION  
 Generated: 07/03/2019 08:38 Location: Maxwell, CA

Red = Invalid or Excluded Data | Green = Edited Status | Blue = Edited Value | \* = Excess Emission

Const. Value/Limit Tag:

	Unit CT1 NOX, Ppm 1 Hour(s)	Unit CT1 O2, Dry, Pct 1 Hour(s)	Unit CT1 HI, MBtuPerHr 1 Hour(s)	> Limit Unit CT1 NOX, Ppmvdc 1 Hour(s)	> Limit Unit CT1 NOX, Lb 1 Hour(s)	Unit CT1 UnitOn, TF 1 Hour(s)	Unit CT1 NormalOp, TF 1 Hour(s)	Unit CT1 DBOn, TF 1 Hour(s)
05/29/2019 00:00	0.0	0.0	0.0	0.0	0.00	0	0	0
05/29/2019 01:00	0.0	0.0	0.0	0.0	0.00	0	0	0
05/29/2019 02:00	0.0	0.0	0.0	0.0	0.00	0	0	0
05/29/2019 03:00	0.0	0.0	0.0	0.0	0.00	0	0	0
05/29/2019 04:00	0.0	0.0	0.0	0.0	0.00	0	0	0
05/29/2019 05:00	0.0	0.0	0.0	0.0	0.00	0	0	0
05/29/2019 06:00	0.0	0.0	0.0	0.0	0.00	0	0	0
05/29/2019 07:00	0.0	0.0	0.0	0.0	0.00	0	0	0
05/29/2019 08:00	0.0	0.0	0.0	0.0	0.00	0	0	0
05/29/2019 09:00	0.0	0.0	0.0	0.0	0.00	0	0	0
05/29/2019 10:00	0.0	0.0	0.0	0.0	0.00	0	0	0
05/29/2019 11:00	0.0	0.0	0.0	0.0	0.00	0	0	0
05/29/2019 12:00	0.0	0.0	0.0	0.0	0.00	0	0	0
05/29/2019 13:00	0.0	0.0	0.0	0.0	0.00	0	0	0
05/29/2019 14:00	0.0	0.0	0.0	0.0	0.00	0	0	0
05/29/2019 15:00	0.0	0.0	0.0	0.0	0.00	0	0	0
05/29/2019 16:00	0.0	0.0	0.0	0.0	0.00	0	0	0
05/29/2019 17:00	0.0	0.0	0.0	0.0	0.00	0	0	0
05/29/2019 18:00	0.0	0.0	0.0	0.0	0.00	0	0	0
05/29/2019 19:00	0.0	0.0	0.0	0.0	0.00	0	0	0
05/29/2019 20:00	0.0	0.0	0.0	0.0	0.00	0	0	0
05/29/2019 21:00	0.0	0.0	0.0	0.0	0.00	0	0	0
05/29/2019 22:00	0.0	0.0	0.0	0.0	0.00	0	0	0
05/29/2019 23:00	0.0	0.0	0.0	0.0	0.00	0	0	0
Average/Sum#:	0.0	0.0	0.0	0.0	0.00 #	0 #	0 #	0 #
Minimum:	0.0	0.0	0.0	0.0	0.00	0	0	0
Maximum:	0.0	0.0	0.0	0.0	0.00	0	0	0
%SI	100.00	100.00	100.00	100.00	100.00	0.00	0.00	0.00

# Daily Summary Report

## CT1 - NOx



From: 04/01/2019 00:00 To: 06/30/2019 23:59 Facility Name: COLUSA GENERATING STATION  
 Generated: 07/03/2019 08:38 Location: Maxwell, CA

Red = Invalid or Excluded Data | Green = Edited Status | Blue = Edited Value | \* = Excess Emission

Const. Value/Limit Tag:

	Unit CT1 NOx, Ppm 1 Hour(s)	Unit CT1 O2, Dry, Pct 1 Hour(s)	Unit CT1 HI, MBtuPerHr 1 Hour(s)	> Limit Unit CT1 NOx, Ppmvdc 1 Hour(s)	> Limit Unit CT1 NOx, Lb 1 Hour(s)	Unit CT1 UnitOn, TF 1 Hour(s)	Unit CT1 NormalOp, TF 1 Hour(s)	Unit CT1 DBOn, TF 1 Hour(s)
05/30/2019 00:00	0.0	0.0	0.0	0.0	0.00	0	0	0
05/30/2019 01:00	0.0	0.0	0.0	0.0	0.00	0	0	0
05/30/2019 02:00	0.0	0.0	0.0	0.0	0.00	0	0	0
05/30/2019 03:00	0.0	0.0	0.0	0.0	0.00	0	0	0
05/30/2019 04:00	0.0	0.0	0.0	0.0	0.00	0	0	0
05/30/2019 05:00	0.0	0.0	0.0	0.0	0.00	0	0	0
05/30/2019 06:00	0.0	0.0	0.0	0.0	0.00	0	0	0
05/30/2019 07:00	0.0	0.0	0.0	0.0	0.00	0	0	0
05/30/2019 08:00	0.0	0.0	0.0	0.0	0.00	0	0	0
05/30/2019 09:00	0.0	0.0	0.0	0.0	0.00	0	0	0
05/30/2019 10:00	0.0	0.0	0.0	0.0	0.00	0	0	0
05/30/2019 11:00	0.0	0.0	0.0	0.0	0.00	0	0	0
05/30/2019 12:00	0.0	0.0	0.0	0.0	0.00	0	0	0
05/30/2019 13:00	0.0	0.0	0.0	0.0	0.00	0	0	0
05/30/2019 14:00	0.0	0.0	0.0	0.0	0.00	0	0	0
05/30/2019 15:00	0.0	0.0	0.0	0.0	0.00	0	0	0
05/30/2019 16:00	0.0	0.0	0.0	0.0	0.00	0	0	0
05/30/2019 17:00	0.0	0.0	0.0	0.0	0.00	0	0	0
05/30/2019 18:00	0.0	0.0	0.0	0.0	0.00	0	0	0
05/30/2019 19:00	0.0	0.0	0.0	0.0	0.00	0	0	0
05/30/2019 20:00	0.0	0.0	0.0	0.0	0.00	0	0	0
05/30/2019 21:00	0.0	0.0	0.0	0.0	0.00	0	0	0
05/30/2019 22:00	0.0	0.0	0.0	0.0	0.00	0	0	0
05/30/2019 23:00	0.0	0.0	0.0	0.0	0.00	0	0	0
Average/Sum#:	0.0	0.0	0.0	0.0	0.00 #	0 #	0 #	0 #
Minimum:	0.0	0.0	0.0	0.0	0.00	0	0	0
Maximum:	0.0	0.0	0.0	0.0	0.00	0	0	0
%SI	100.00	100.00	100.00	100.00	100.00	0.00	0.00	0.00



# Daily Summary Report

## CT1 - NOx



From: 04/01/2019 00:00 To: 06/30/2019 23:59 Facility Name: COLUSA GENERATING STATION  
 Generated: 07/03/2019 08:38 Location: Maxwell, CA

Red = Invalid or Excluded Data | Green = Edited Status | Blue = Edited Value | \* = Excess Emission

Const. Value/Limit Tag:

	Unit CT1 NOX, Ppm 1 Hour(s)	Unit CT1 O2, Dry, Pct 1 Hour(s)	Unit CT1 HI, MBtuPerHr 1 Hour(s)	> Limit Unit CT1 NOX, Ppmvdc 1 Hour(s)	> Limit Unit CT1 NOX, Lb 1 Hour(s)	Unit CT1 UnitOn, TF 1 Hour(s)	Unit CT1 NormalOp, TF 1 Hour(s)	Unit CT1 DBOn, TF 1 Hour(s)
05/31/2019 00:00	0.0	0.0	0.0	0.0	0.00	0	0	0
05/31/2019 01:00	0.0	0.0	0.0	0.0	0.00	0	0	0
05/31/2019 02:00	0.0	0.0	0.0	0.0	0.00	0	0	0
05/31/2019 03:00	0.0	0.0	0.0	0.0	0.00	0	0	0
05/31/2019 04:00	0.0	0.0	0.0	0.0	0.00	0	0	0
05/31/2019 05:00	0.0	0.0	0.0	0.0	0.00	0	0	0
05/31/2019 06:00	0.0	0.0	0.0	0.0	0.00	0	0	0
05/31/2019 07:00	0.0	0.0	0.0	0.0	0.00	0	0	0
05/31/2019 08:00	0.0	0.0	0.0	0.0	0.00	0	0	0
05/31/2019 09:00	0.0	0.0	0.0	0.0	0.00	0	0	0
05/31/2019 10:00	0.0	0.0	0.0	0.0	0.00	0	0	0
05/31/2019 11:00	0.0	0.0	0.0	0.0	0.00	0	0	0
05/31/2019 12:00	0.0	0.0	0.0	0.0	0.00	0	0	0
05/31/2019 13:00	0.0	0.0	0.0	0.0	0.00	0	0	0
05/31/2019 14:00	0.0	0.0	0.0	0.0	0.00	0	0	0
05/31/2019 15:00	0.0	0.0	0.0	0.0	0.00	0	0	0
05/31/2019 16:00	0.0	0.0	0.0	0.0	0.00	0	0	0
05/31/2019 17:00	0.0	0.0	0.0	0.0	0.00	0	0	0
05/31/2019 18:00	0.0	0.0	0.0	0.0	0.00	0	0	0
05/31/2019 19:00	0.0	0.0	0.0	0.0	0.00	0	0	0
05/31/2019 20:00	0.0	0.0	0.0	0.0	0.00	0	0	0
05/31/2019 21:00	0.0	0.0	0.0	0.0	0.00	0	0	0
05/31/2019 22:00	0.0	0.0	0.0	0.0	0.00	0	0	0
05/31/2019 23:00	0.0	0.0	0.0	0.0	0.00	0	0	0
Average/Sum#:	0.0	0.0	0.0	0.0	0.00 #	0 #	0 #	0 #
Minimum:	0.0	0.0	0.0	0.0	0.00	0	0	0
Maximum:	0.0	0.0	0.0	0.0	0.00	0	0	0
%SI	100.00	100.00	100.00	100.00	100.00	0.00	0.00	0.00

# Daily Summary Report

## CT1 - NOx



From: 04/01/2019 00:00 To: 06/30/2019 23:59 Facility Name: COLUSA GENERATING STATION  
 Generated: 07/03/2019 08:38 Location: Maxwell, CA

Red = Invalid or Excluded Data | Green = Edited Status | Blue = Edited Value | \* = Excess Emission

Const. Value/Limit Tag:

	Unit CT1 NOx, Ppm 1 Hour(s)	Unit CT1 O2, Dry, Pct 1 Hour(s)	Unit CT1 HI, MBtuPerHr 1 Hour(s)	> Limit Unit CT1 NOx, Ppmvdc 1 Hour(s)	> Limit Unit CT1 NOx, Lb 1 Hour(s)	Unit CT1 UnitOn, TF 1 Hour(s)	Unit CT1 NormalOp, TF 1 Hour(s)	Unit CT1 DBOn, TF 1 Hour(s)
06/01/2019 00:00	0.0	0.0	0.0	0.0	0.00	0	0	0
06/01/2019 01:00	0.0	0.0	0.0	0.0	0.00	0	0	0
06/01/2019 02:00	0.0	0.0	0.0	0.0	0.00	0	0	0
06/01/2019 03:00	0.0	0.0	0.0	0.0	0.00	0	0	0
06/01/2019 04:00	0.0	0.0	0.0	0.0	0.00	0	0	0
06/01/2019 05:00	0.0	0.0	0.0	0.0	0.00	0	0	0
06/01/2019 06:00	0.0	0.0	0.0	0.0	0.00	0	0	0
06/01/2019 07:00	0.0	0.0	0.0	0.0	0.00	0	0	0
06/01/2019 08:00	0.0	0.0	0.0	0.0	0.00	0	0	0
06/01/2019 09:00	0.0	0.0	0.0	0.0	0.00	0	0	0
06/01/2019 10:00	0.0	0.0	0.0	0.0	0.00	0	0	0
06/01/2019 11:00	0.0	0.0	0.0	0.0	0.00	0	0	0
06/01/2019 12:00	0.0	0.0	0.0	0.0	0.00	0	0	0
06/01/2019 13:00	0.0	0.0	0.0	0.0	0.00	0	0	0
06/01/2019 14:00	0.0	0.0	0.0	0.0	0.00	0	0	0
06/01/2019 15:00	0.0	0.0	0.0	0.0	0.00	0	0	0
06/01/2019 16:00	0.0	0.0	0.0	0.0	0.00	0	0	0
06/01/2019 17:00	0.0	0.0	0.0	0.0	0.00	0	0	0
06/01/2019 18:00	0.0	0.0	0.0	0.0	0.00	0	0	0
06/01/2019 19:00	0.0	0.0	0.0	0.0	0.00	0	0	0
06/01/2019 20:00	0.0	0.0	0.0	0.0	0.00	0	0	0
06/01/2019 21:00	0.0	0.0	0.0	0.0	0.00	0	0	0
06/01/2019 22:00	0.0	0.0	0.0	0.0	0.00	0	0	0
06/01/2019 23:00	0.0	0.0	0.0	0.0	0.00	0	0	0
Average/Sum#:	0.0	0.0	0.0	0.0	0.00 #	0 #	0 #	0 #
Minimum:	0.0	0.0	0.0	0.0	0.00	0	0	0
Maximum:	0.0	0.0	0.0	0.0	0.00	0	0	0
%SI	100.00	100.00	100.00	100.00	100.00	0.00	0.00	0.00

# Daily Summary Report

## CT1 - NOx



From: 04/01/2019 00:00 To: 06/30/2019 23:59 Facility Name: COLUSA GENERATING STATION  
 Generated: 07/03/2019 08:38 Location: Maxwell, CA

Red = Invalid or Excluded Data | Green = Edited Status | Blue = Edited Value | \* = Excess Emission

Const. Value/Limit Tag:

	Unit CT1 NOx, Ppm 1 Hour(s)	Unit CT1 O2, Dry, Pct 1 Hour(s)	Unit CT1 HI, MBtuPerHr 1 Hour(s)	> Limit Unit CT1 NOx, Ppmvdc 1 Hour(s)	> Limit Unit CT1 NOx, Lb 1 Hour(s)	Unit CT1 UnitOn, TF 1 Hour(s)	Unit CT1 NormalOp, TF 1 Hour(s)	Unit CT1 DBOn, TF 1 Hour(s)
06/02/2019 00:00	0.0	0.0	0.0	0.0	0.00	0	0	0
06/02/2019 01:00	0.0	0.0	0.0	0.0	0.00	0	0	0
06/02/2019 02:00	0.0	0.0	0.0	0.0	0.00	0	0	0
06/02/2019 03:00	0.0	0.0	0.0	0.0	0.00	0	0	0
06/02/2019 04:00	0.0	0.0	0.0	0.0	0.00	0	0	0
06/02/2019 05:00	0.0	0.0	0.0	0.0	0.00	0	0	0
06/02/2019 06:00	0.0	0.0	0.0	0.0	0.00	0	0	0
06/02/2019 07:00	0.0	0.0	0.0	0.0	0.00	0	0	0
06/02/2019 08:00	0.0	0.0	0.0	0.0	0.00	0	0	0
06/02/2019 09:00	0.0	0.0	0.0	0.0	0.00	0	0	0
06/02/2019 10:00	0.0	0.0	0.0	0.0	0.00	0	0	0
06/02/2019 11:00	0.0	0.0	0.0	0.0	0.00	0	0	0
06/02/2019 12:00	0.0	0.0	0.0	0.0	0.00	0	0	0
06/02/2019 13:00	0.0	0.0	0.0	0.0	0.00	0	0	0
06/02/2019 14:00	0.0	0.0	0.0	0.0	0.00	0	0	0
06/02/2019 15:00	0.0	0.0	0.0	0.0	0.00	0	0	0
06/02/2019 16:00	0.0	0.0	0.0	0.0	0.00	0	0	0
06/02/2019 17:00	0.0	0.0	0.0	0.0	0.00	0	0	0
06/02/2019 18:00	0.0	0.0	0.0	0.0	0.00	0	0	0
06/02/2019 19:00	0.0	0.0	0.0	0.0	0.00	0	0	0
06/02/2019 20:00	0.0	0.0	0.0	0.0	0.00	0	0	0
06/02/2019 21:00	0.0	0.0	0.0	0.0	0.00	0	0	0
06/02/2019 22:00	0.0	0.0	0.0	0.0	0.00	0	0	0
06/02/2019 23:00	0.0	0.0	0.0	0.0	0.00	0	0	0
Average/Sum#:	0.0	0.0	0.0	0.0	0.00 #	0 #	0 #	0 #
Minimum:	0.0	0.0	0.0	0.0	0.00	0	0	0
Maximum:	0.0	0.0	0.0	0.0	0.00	0	0	0
%SI	100.00	100.00	100.00	100.00	100.00	0.00	0.00	0.00

# Daily Summary Report

## CT1 - NOx



From: 04/01/2019 00:00 To: 06/30/2019 23:59 Facility Name: COLUSA GENERATING STATION  
 Generated: 07/03/2019 08:38 Location: Maxwell, CA

Red = Invalid or Excluded Data | Green = Edited Status | Blue = Edited Value | \* = Excess Emission

Const. Value/Limit Tag:

	Unit CT1 NOx, Ppm 1 Hour(s)	Unit CT1 O2, Dry, Pct 1 Hour(s)	Unit CT1 HI, MBtuPerHr 1 Hour(s)	> Limit Unit CT1 NOx, Ppmvdc 1 Hour(s)	> Limit Unit CT1 NOx, Lb 1 Hour(s)	Unit CT1 UnitOn, TF 1 Hour(s)	Unit CT1 NormalOp, TF 1 Hour(s)	Unit CT1 DBOn, TF 1 Hour(s)
06/03/2019 00:00	0.0	0.0	0.0	0.0	0.00	0	0	0
06/03/2019 01:00	0.0	0.0	0.0	0.0	0.00	0	0	0
06/03/2019 02:00	0.0	0.0	0.0	0.0	0.00	0	0	0
06/03/2019 03:00	0.0	0.0	0.0	0.0	0.00	0	0	0
06/03/2019 04:00	0.0	0.0	0.0	0.0	0.00	0	0	0
06/03/2019 05:00	0.0	0.0	0.0	0.0	0.00	0	0	0
06/03/2019 06:00	0.0	0.0	0.0	0.0	0.00	0	0	0
06/03/2019 07:00	0.0	0.0	0.0	0.0	0.00	0	0	0
06/03/2019 08:00	0.0	0.0	0.0	0.0	0.00	0	0	0
06/03/2019 09:00	0.0	0.0	0.0	0.0	0.00	0	0	0
06/03/2019 10:00	0.0	0.0	0.0	0.0	0.00	0	0	0
06/03/2019 11:00	0.0	0.0	0.0	0.0	0.00	0	0	0
06/03/2019 12:00	0.0	0.0	0.0	0.0	0.00	0	0	0
06/03/2019 13:00	0.0	0.0	0.0	0.0	0.00	0	0	0
06/03/2019 14:00	0.0	0.0	0.0	0.0	0.00	0	0	0
06/03/2019 15:00	0.0	0.0	0.0	0.0	0.00	0	0	0
06/03/2019 16:00	0.0	0.0	0.0	0.0	0.00	0	0	0
06/03/2019 17:00	0.0	0.0	0.0	0.0	0.00	0	0	0
06/03/2019 18:00	0.0	0.0	0.0	0.0	0.00	0	0	0
06/03/2019 19:00	0.0	0.0	0.0	0.0	0.00	0	0	0
06/03/2019 20:00	0.0	0.0	0.0	0.0	0.00	0	0	0
06/03/2019 21:00	0.0	0.0	0.0	0.0	0.00	0	0	0
06/03/2019 22:00	0.0	0.0	0.0	0.0	0.00	0	0	0
06/03/2019 23:00	0.0	0.0	0.0	0.0	0.00	0	0	0
Average/Sum#:	0.0	0.0	0.0	0.0	0.00 #	0 #	0 #	0 #
Minimum:	0.0	0.0	0.0	0.0	0.00	0	0	0
Maximum:	0.0	0.0	0.0	0.0	0.00	0	0	0
%SI	100.00	100.00	100.00	100.00	100.00	0.00	0.00	0.00

# Daily Summary Report

## CT1 - NOx



From: 04/01/2019 00:00 To: 06/30/2019 23:59 Facility Name: COLUSA GENERATING STATION  
 Generated: 07/03/2019 08:38 Location: Maxwell, CA

Red = Invalid or Excluded Data | Green = Edited Status | Blue = Edited Value | \* = Excess Emission

Const. Value/Limit Tag:

	Unit CT1 NOx, Ppm 1 Hour(s)	Unit CT1 O2, Dry, Pct 1 Hour(s)	Unit CT1 HI, MBtuPerHr 1 Hour(s)	> Limit Unit CT1 NOx, Ppmvdc 1 Hour(s)	> Limit Unit CT1 NOx, Lb 1 Hour(s)	Unit CT1 UnitOn, TF 1 Hour(s)	Unit CT1 NormalOp, TF 1 Hour(s)	Unit CT1 DBOn, TF 1 Hour(s)
06/04/2019 00:00	0.0	0.0	0.0	0.0	0.00	0	0	0
06/04/2019 01:00	0.0	0.0	0.0	0.0	0.00	0	0	0
06/04/2019 02:00	0.0	0.0	0.0	0.0	0.00	0	0	0
06/04/2019 03:00	0.0	0.0	0.0	0.0	0.00	0	0	0
06/04/2019 04:00	0.0	0.0	0.0	0.0	0.00	0	0	0
06/04/2019 05:00	0.0	0.0	0.0	0.0	0.00	0	0	0
06/04/2019 06:00	0.0	0.0	0.0	0.0	0.00	0	0	0
06/04/2019 07:00	0.0	0.0	0.0	0.0	0.00	0	0	0
06/04/2019 08:00	0.0	0.0	0.0	0.0	0.00	0	0	0
06/04/2019 09:00	0.0	0.0	0.0	0.0	0.00	0	0	0
06/04/2019 10:00	0.0	0.0	0.0	0.0	0.00	0	0	0
06/04/2019 11:00	0.0	0.0	0.0	0.0	0.00	0	0	0
06/04/2019 12:00	0.0	0.0	0.0	0.0	0.00	0	0	0
06/04/2019 13:00	0.0	0.0	0.0	0.0	0.00	0	0	0
06/04/2019 14:00	0.0	0.0	0.0	0.0	0.00	0	0	0
06/04/2019 15:00	0.0	0.0	0.0	0.0	0.00	0	0	0
06/04/2019 16:00	0.0	0.0	0.0	0.0	0.00	0	0	0
06/04/2019 17:00	0.0	0.0	0.0	0.0	0.00	0	0	0
06/04/2019 18:00	0.0	0.0	0.0	0.0	0.00	0	0	0
06/04/2019 19:00	0.0	0.0	0.0	0.0	0.00	0	0	0
06/04/2019 20:00	0.0	0.0	0.0	0.0	0.00	0	0	0
06/04/2019 21:00	0.0	0.0	0.0	0.0	0.00	0	0	0
06/04/2019 22:00	0.0	0.0	0.0	0.0	0.00	0	0	0
06/04/2019 23:00	0.0	0.0	0.0	0.0	0.00	0	0	0
Average/Sum#:	0.0	0.0	0.0	0.0	0.00 #	0 #	0 #	0 #
Minimum:	0.0	0.0	0.0	0.0	0.00	0	0	0
Maximum:	0.0	0.0	0.0	0.0	0.00	0	0	0
%SI	100.00	100.00	100.00	100.00	100.00	0.00	0.00	0.00

# Daily Summary Report

## CT1 - NOx



From: 04/01/2019 00:00 To: 06/30/2019 23:59 Facility Name: COLUSA GENERATING STATION  
 Generated: 07/03/2019 08:38 Location: Maxwell, CA

Red = Invalid or Excluded Data | Green = Edited Status | Blue = Edited Value | \* = Excess Emission

Const. Value/Limit Tag:

	Unit CT1 NOx, Ppm 1 Hour(s)	Unit CT1 O2, Dry, Pct 1 Hour(s)	Unit CT1 HI, MBtuPerHr 1 Hour(s)	> Limit Unit CT1 NOx, Ppmvdc 1 Hour(s)	> Limit Unit CT1 NOx, Lb 1 Hour(s)	Unit CT1 UnitOn, TF 1 Hour(s)	Unit CT1 NormalOp, TF 1 Hour(s)	Unit CT1 DBOn, TF 1 Hour(s)
06/05/2019 00:00	0.0	0.0	0.0	0.0	0.00	0	0	0
06/05/2019 01:00	0.0	0.0	0.0	0.0	0.00	0	0	0
06/05/2019 02:00	0.0	0.0	0.0	0.0	0.00	0	0	0
06/05/2019 03:00	0.0	0.0	0.0	0.0	0.00	0	0	0
06/05/2019 04:00	0.0	0.0	0.0	0.0	0.00	0	0	0
06/05/2019 05:00	0.0	0.0	0.0	0.0	0.00	0	0	0
06/05/2019 06:00	0.0	0.0	0.0	0.0	0.00	0	0	0
06/05/2019 07:00	0.0	0.0	0.0	0.0	0.00	0	0	0
06/05/2019 08:00	0.0	0.0	0.0	0.0	0.00	0	0	0
06/05/2019 09:00	0.0	0.0	0.0	0.0	0.00	0	0	0
06/05/2019 10:00	0.0	0.0	0.0	0.0	0.00	0	0	0
06/05/2019 11:00	0.0	0.0	0.0	0.0	0.00	0	0	0
06/05/2019 12:00	0.0	0.0	0.0	0.0	0.00	0	0	0
06/05/2019 13:00	0.0	0.0	0.0	0.0	0.00	0	0	0
06/05/2019 14:00	20.6	18.1	292.6	43.4	17.32	1	0	0
06/05/2019 15:00	0.0	0.0	0.0	0.0	0.00	0	0	0
06/05/2019 16:00	0.0	0.0	0.0	0.0	0.00	0	0	0
06/05/2019 17:00	0.0	0.0	0.0	0.0	0.00	0	0	0
06/05/2019 18:00	0.0	0.0	0.0	0.0	0.00	0	0	0
06/05/2019 19:00	0.0	0.0	0.0	0.0	0.00	0	0	0
06/05/2019 20:00	0.0	0.0	0.0	0.0	0.00	0	0	0
06/05/2019 21:00	0.0	0.0	0.0	0.0	0.00	0	0	0
06/05/2019 22:00	0.0	0.0	0.0	0.0	0.00	0	0	0
06/05/2019 23:00	0.0	0.0	0.0	0.0	0.00	0	0	0
<b>Average/Sum#:</b>	20.6	18.1	292.6	43.4	17.32 #	1 #	0 #	0 #
<b>Minimum:</b>	20.6	18.1	292.6	43.4	17.32	0	0	0
<b>Maximum:</b>	20.6	18.1	292.6	43.4	17.32	1	0	0
<b>%SI</b>	95.83	95.83	95.83	95.83	95.83	0.00	0.00	0.00

# Daily Summary Report

## CT1 - NOx



From: 04/01/2019 00:00 To: 06/30/2019 23:59 Facility Name: COLUSA GENERATING STATION  
 Generated: 07/03/2019 08:38 Location: Maxwell, CA

Red = Invalid or Excluded Data | Green = Edited Status | Blue = Edited Value | \* = Excess Emission

Const. Value/Limit Tag:

	Unit CT1 NOx, Ppm 1 Hour(s)	Unit CT1 O2, Dry, Pct 1 Hour(s)	Unit CT1 HI, MBtuPerHr 1 Hour(s)	> Limit Unit CT1 NOx, Ppmvdc 1 Hour(s)	> Limit Unit CT1 NOx, Lb 1 Hour(s)	Unit CT1 UnitOn, TF 1 Hour(s)	Unit CT1 NormalOp, TF 1 Hour(s)	Unit CT1 DBOn, TF 1 Hour(s)
06/06/2019 00:00	0.0	0.0	0.0	0.0	0.00	0	0	0
06/06/2019 01:00	0.0	0.0	0.0	0.0	0.00	0	0	0
06/06/2019 02:00	0.0	0.0	0.0	0.0	0.00	0	0	0
06/06/2019 03:00	0.0	0.0	0.0	0.0	0.00	0	0	0
06/06/2019 04:00	0.0	0.0	0.0	0.0	0.00	0	0	0
06/06/2019 05:00	0.0	0.0	0.0	0.0	0.00	0	0	0
06/06/2019 06:00	0.0	0.0	0.0	0.0	0.00	0	0	0
06/06/2019 07:00	0.0	0.0	0.0	0.0	0.00	0	0	0
06/06/2019 08:00	0.0	0.0	0.0	0.0	0.00	0	0	0
06/06/2019 09:00	0.0	0.0	0.0	0.0	0.00	0	0	0
06/06/2019 10:00	0.0	0.0	0.0	0.0	0.00	0	0	0
06/06/2019 11:00	0.0	0.0	0.0	0.0	0.00	0	0	0
06/06/2019 12:00	0.0	0.0	0.0	0.0	0.00	0	0	0
06/06/2019 13:00	0.0	0.0	0.0	0.0	0.00	0	0	0
06/06/2019 14:00	0.0	0.0	0.0	0.0	0.00	0	0	0
06/06/2019 15:00	0.0	0.0	0.0	0.0	0.00	0	0	0
06/06/2019 16:00	0.0	0.0	0.0	0.0	0.00	0	0	0
06/06/2019 17:00	0.0	0.0	0.0	0.0	0.00	0	0	0
06/06/2019 18:00	0.0	0.0	0.0	0.0	0.00	0	0	0
06/06/2019 19:00	0.0	0.0	0.0	0.0	0.00	0	0	0
06/06/2019 20:00	0.0	0.0	0.0	0.0	0.00	0	0	0
06/06/2019 21:00	0.0	0.0	0.0	0.0	0.00	0	0	0
06/06/2019 22:00	0.0	0.0	0.0	0.0	0.00	0	0	0
06/06/2019 23:00	0.0	0.0	0.0	0.0	0.00	0	0	0
Average/Sum#:	0.0	0.0	0.0	0.0	0.00 #	0 #	0 #	0 #
Minimum:	0.0	0.0	0.0	0.0	0.00	0	0	0
Maximum:	0.0	0.0	0.0	0.0	0.00	0	0	0
%SI	100.00	100.00	100.00	100.00	100.00	0.00	0.00	0.00

# Daily Summary Report

## CT1 - NOx



From: 04/01/2019 00:00 To: 06/30/2019 23:59 Facility Name: COLUSA GENERATING STATION  
 Generated: 07/03/2019 08:38 Location: Maxwell, CA

Red = Invalid or Excluded Data | Green = Edited Status | Blue = Edited Value | \* = Excess Emission

Const. Value/Limit Tag:

	Unit CT1 NOX, Ppm 1 Hour(s)	Unit CT1 O2, Dry, Pct 1 Hour(s)	Unit CT1 HI, MBtuPerHr 1 Hour(s)	> Limit Unit CT1 NOX, Ppmvdc 1 Hour(s)	> Limit Unit CT1 NOX, Lb 1 Hour(s)	Unit CT1 UnitOn, TF 1 Hour(s)	Unit CT1 NormalOp, TF 1 Hour(s)	Unit CT1 DBOn, TF 1 Hour(s)
06/07/2019 00:00	0.0	0.0	0.0	0.0	0.00	0	0	0
06/07/2019 01:00	0.0	0.0	0.0	0.0	0.00	0	0	0
06/07/2019 02:00	0.0	0.0	0.0	0.0	0.00	0	0	0
06/07/2019 03:00	0.0	0.0	0.0	0.0	0.00	0	0	0
06/07/2019 04:00	0.0	0.0	0.0	0.0	0.00	0	0	0
06/07/2019 05:00	0.0	0.0	0.0	0.0	0.00	0	0	0
06/07/2019 06:00	0.0	0.0	0.0	0.0	0.00	0	0	0
06/07/2019 07:00	0.0	0.0	0.0	0.0	0.00	0	0	0
06/07/2019 08:00	0.0	0.0	0.0	0.0	0.00	0	0	0
06/07/2019 09:00	0.0	0.0	0.0	0.0	0.00	0	0	0
06/07/2019 10:00	0.0	0.0	0.0	0.0	0.00	0	0	0
06/07/2019 11:00	0.0	0.0	0.0	0.0	0.00	0	0	0
06/07/2019 12:00	0.0	0.0	0.0	0.0	0.00	0	0	0
06/07/2019 13:00	0.0	0.0	0.0	0.0	0.00	0	0	0
06/07/2019 14:00	0.0	0.0	0.0	0.0	0.00	0	0	0
06/07/2019 15:00	0.0	0.0	0.0	0.0	0.00	0	0	0
06/07/2019 16:00	0.0	0.0	0.0	0.0	0.00	0	0	0
06/07/2019 17:00	0.0	0.0	0.0	0.0	0.00	0	0	0
06/07/2019 18:00	0.0	0.0	0.0	0.0	0.00	0	0	0
06/07/2019 19:00	0.0	0.0	0.0	0.0	0.00	0	0	0
06/07/2019 20:00	0.0	0.0	0.0	0.0	0.00	0	0	0
06/07/2019 21:00	0.0	0.0	0.0	0.0	0.00	0	0	0
06/07/2019 22:00	0.0	0.0	0.0	0.0	0.00	0	0	0
06/07/2019 23:00	0.0	0.0	0.0	0.0	0.00	0	0	0
Average/Sum#:	0.0	0.0	0.0	0.0	0.00 #	0 #	0 #	0 #
Minimum:	0.0	0.0	0.0	0.0	0.00	0	0	0
Maximum:	0.0	0.0	0.0	0.0	0.00	0	0	0
%SI	100.00	100.00	100.00	100.00	100.00	0.00	0.00	0.00



# Daily Summary Report

## CT1 - NOx



From: 04/01/2019 00:00 To: 06/30/2019 23:59 Facility Name: COLUSA GENERATING STATION  
 Generated: 07/03/2019 08:38 Location: Maxwell, CA

Red = Invalid or Excluded Data | Green = Edited Status | Blue = Edited Value | \* = Excess Emission

Const. Value/Limit Tag:

	Unit CT1 NOX, Ppm 1 Hour(s)	Unit CT1 O2, Dry, Pct 1 Hour(s)	Unit CT1 HI, MBtuPerHr 1 Hour(s)	> Limit Unit CT1 NOX, Ppmvdc 1 Hour(s)	> Limit Unit CT1 NOX, Lb 1 Hour(s)	Unit CT1 UnitOn, TF 1 Hour(s)	Unit CT1 NormalOp, TF 1 Hour(s)	Unit CT1 DBOn, TF 1 Hour(s)
06/08/2019 00:00	0.0	0.0	0.0	0.0	0.00	0	0	0
06/08/2019 01:00	0.0	0.0	0.0	0.0	0.00	0	0	0
06/08/2019 02:00	0.0	0.0	0.0	0.0	0.00	0	0	0
06/08/2019 03:00	0.0	0.0	0.0	0.0	0.00	0	0	0
06/08/2019 04:00	0.0	0.0	0.0	0.0	0.00	0	0	0
06/08/2019 05:00	0.0	0.0	0.0	0.0	0.00	0	0	0
06/08/2019 06:00	0.0	0.0	0.0	0.0	0.00	0	0	0
06/08/2019 07:00	0.0	0.0	0.0	0.0	0.00	0	0	0
06/08/2019 08:00	0.0	0.0	0.0	0.0	0.00	0	0	0
06/08/2019 09:00	0.0	0.0	0.0	0.0	0.00	0	0	0
06/08/2019 10:00	0.0	0.0	0.0	0.0	0.00	0	0	0
06/08/2019 11:00	0.0	0.0	0.0	0.0	0.00	0	0	0
06/08/2019 12:00	0.0	0.0	0.0	0.0	0.00	0	0	0
06/08/2019 13:00	0.0	0.0	0.0	0.0	0.00	0	0	0
06/08/2019 14:00	0.0	0.0	0.0	0.0	0.00	0	0	0
06/08/2019 15:00	0.0	0.0	0.0	0.0	0.00	0	0	0
06/08/2019 16:00	0.0	0.0	0.0	0.0	0.00	0	0	0
06/08/2019 17:00	0.0	0.0	0.0	0.0	0.00	0	0	0
06/08/2019 18:00	0.0	0.0	0.0	0.0	0.00	0	0	0
06/08/2019 19:00	0.0	0.0	0.0	0.0	0.00	0	0	0
06/08/2019 20:00	0.0	0.0	0.0	0.0	0.00	0	0	0
06/08/2019 21:00	0.0	0.0	0.0	0.0	0.00	0	0	0
06/08/2019 22:00	0.0	0.0	0.0	0.0	0.00	0	0	0
06/08/2019 23:00	0.0	0.0	0.0	0.0	0.00	0	0	0
Average/Sum#:	0.0	0.0	0.0	0.0	0.00 #	0 #	0 #	0 #
Minimum:	0.0	0.0	0.0	0.0	0.00	0	0	0
Maximum:	0.0	0.0	0.0	0.0	0.00	0	0	0
%SI	100.00	100.00	100.00	100.00	100.00	0.00	0.00	0.00

# Daily Summary Report

## CT1 - NOx



From: 04/01/2019 00:00 To: 06/30/2019 23:59 Facility Name: COLUSA GENERATING STATION  
 Generated: 07/03/2019 08:38 Location: Maxwell, CA

Red = Invalid or Excluded Data | Green = Edited Status | Blue = Edited Value | \* = Excess Emission

Const. Value/Limit Tag:

	Unit CT1 NOX, Ppm 1 Hour(s)	Unit CT1 O2, Dry, Pct 1 Hour(s)	Unit CT1 HI, MBtuPerHr 1 Hour(s)	> Limit Unit CT1 NOX, Ppmvdc 1 Hour(s)	> Limit Unit CT1 NOX, Lb 1 Hour(s)	Unit CT1 UnitOn, TF 1 Hour(s)	Unit CT1 NormalOp, TF 1 Hour(s)	Unit CT1 DBOn, TF 1 Hour(s)
06/09/2019 00:00	0.0	0.0	0.0	0.0	0.00	0	0	0
06/09/2019 01:00	0.0	0.0	0.0	0.0	0.00	0	0	0
06/09/2019 02:00	0.0	0.0	0.0	0.0	0.00	0	0	0
06/09/2019 03:00	0.0	0.0	0.0	0.0	0.00	0	0	0
06/09/2019 04:00	0.0	0.0	0.0	0.0	0.00	0	0	0
06/09/2019 05:00	0.0	0.0	0.0	0.0	0.00	0	0	0
06/09/2019 06:00	0.0	0.0	0.0	0.0	0.00	0	0	0
06/09/2019 07:00	0.0	0.0	0.0	0.0	0.00	0	0	0
06/09/2019 08:00	0.0	0.0	0.0	0.0	0.00	0	0	0
06/09/2019 09:00	0.0	0.0	0.0	0.0	0.00	0	0	0
06/09/2019 10:00	0.0	0.0	0.0	0.0	0.00	0	0	0
06/09/2019 11:00	0.0	0.0	0.0	0.0	0.00	0	0	0
06/09/2019 12:00	0.0	0.0	0.0	0.0	0.00	0	0	0
06/09/2019 13:00	0.0	0.0	0.0	0.0	0.00	0	0	0
06/09/2019 14:00	0.0	0.0	22.1	0.0	0.00	1	0	0
06/09/2019 15:00	0.0	0.0	548.9	0.0	0.00	1	0	0
06/09/2019 16:00	0.0	0.0	968.2	0.0	0.00	1	0	0
06/09/2019 17:00	0.0	0.0	1,700.0	0.0	0.00	1	1	0
06/09/2019 18:00	0.0	0.0	1,747.1	0.0	0.00	1	1	1
06/09/2019 19:00	0.0	0.0	1,989.7	0.0	0.00	1	1	1
06/09/2019 20:00	1.4	12.1	2,091.8	0.9	6.30	1	1	1
06/09/2019 21:00	1.4	12.1	2,090.6	0.9	6.30	1	1	1
06/09/2019 22:00	1.3	12.4	2,053.2	0.9	6.20	1	1	1
06/09/2019 23:00	1.1	13.6	1,724.7	0.9	5.20	1	1	1
<b>Average/Sum#:</b>	1.3	12.6	1,493.6	0.9	24.00 #	10 #	7 #	6 #
<b>Minimum:</b>	1.1	12.1	22.1	0.9	5.20	0	0	0
<b>Maximum:</b>	1.4	13.6	2,091.8	0.9	6.30	1	1	1
<b>%SI</b>	83.33	83.33	58.33	83.33	83.33	0.00	0.00	0.00

# Daily Summary Report

## CT1 - NOx



From: 04/01/2019 00:00 To: 06/30/2019 23:59 Facility Name: COLUSA GENERATING STATION  
 Generated: 07/03/2019 08:38 Location: Maxwell, CA

Red = Invalid or Excluded Data | Green = Edited Status | Blue = Edited Value | \* = Excess Emission

Const. Value/Limit Tag:

	Unit CT1 NOx, Ppm 1 Hour(s)	Unit CT1 O2, Dry, Pct 1 Hour(s)	Unit CT1 HI, MBtuPerHr 1 Hour(s)	> Limit Unit CT1 NOx, Ppmvdc 1 Hour(s)	> Limit Unit CT1 NOx, Lb 1 Hour(s)	Unit CT1 UnitOn, TF 1 Hour(s)	Unit CT1 NormalOp, TF 1 Hour(s)	Unit CT1 DBOn, TF 1 Hour(s)
06/10/2019 00:00	2.2	15.0	972.4	2.2	3.35	1	0	0
06/10/2019 01:00	0.0	0.0	0.0	0.0	0.00	0	0	0
06/10/2019 02:00	0.0	0.0	0.0	0.0	0.00	0	0	0
06/10/2019 03:00	0.0	0.0	0.0	0.0	0.00	0	0	0
06/10/2019 04:00	0.0	0.0	0.0	0.0	0.00	0	0	0
06/10/2019 05:00	0.0	0.0	0.0	0.0	0.00	0	0	0
06/10/2019 06:00	0.0	0.0	0.0	0.0	0.00	0	0	0
06/10/2019 07:00	0.0	0.0	0.0	0.0	0.00	0	0	0
06/10/2019 08:00	0.0	0.0	0.0	0.0	0.00	0	0	0
06/10/2019 09:00	0.0	0.0	0.0	0.0	0.00	0	0	0
06/10/2019 10:00	15.0	16.4	599.9	19.7	31.10	1	0	0
06/10/2019 11:00	10.8	14.4	1,242.2	9.8	44.70	1	0	0
06/10/2019 12:00	1.1	13.8	1,647.6	0.9	4.90	1	1	0
06/10/2019 13:00	1.3	14.3	1,383.5	1.2	4.84	1	0	1
06/10/2019 14:00	0.0	0.0	0.0	0.0	0.00	0	0	0
06/10/2019 15:00	0.0	0.0	0.0	0.0	0.00	0	0	0
06/10/2019 16:00	0.0	0.0	0.0	0.0	0.00	0	0	0
06/10/2019 17:00	0.0	0.0	0.0	0.0	0.00	0	0	0
06/10/2019 18:00	1.2	17.8	427.2	2.3	1.36	1	0	0
06/10/2019 19:00	8.3	14.4	1,259.8	7.5	35.30	1	0	1
06/10/2019 20:00	1.3	12.6	1,951.7	0.9	5.90	1	1	1
06/10/2019 21:00	1.3	12.2	2,053.7	0.9	6.20	1	1	1
06/10/2019 22:00	1.3	12.2	2,067.6	0.9	6.20	1	1	1
06/10/2019 23:00	1.2	12.3	2,061.5	0.8	6.20	1	1	1
<b>Average/Sum#:</b>	4.1	14.1	1,424.3	4.3	150.05 #	11 #	5 #	6 #
<b>Minimum:</b>	1.1	12.2	427.2	0.8	1.36	0	0	0
<b>Maximum:</b>	15.0	17.8	2,067.6	19.7	44.70	1	1	1
<b>%SI</b>	54.17	54.17	54.17	54.17	54.17	0.00	0.00	0.00

# Daily Summary Report

## CT1 - NOx



From: 04/01/2019 00:00 To: 06/30/2019 23:59 Facility Name: COLUSA GENERATING STATION  
 Generated: 07/03/2019 08:38 Location: Maxwell, CA

Red = Invalid or Excluded Data | Green = Edited Status | Blue = Edited Value | \* = Excess Emission

Const. Value/Limit Tag:

	Unit CT1 NOx, Ppm 1 Hour(s)	Unit CT1 O2, Dry, Pct 1 Hour(s)	Unit CT1 HI, MBtuPerHr 1 Hour(s)	> Limit Unit CT1 NOx, Ppmvdc 1 Hour(s)	> Limit Unit CT1 NOx, Lb 1 Hour(s)	Unit CT1 UnitOn, TF 1 Hour(s)	Unit CT1 NormalOp, TF 1 Hour(s)	Unit CT1 DBOn, TF 1 Hour(s)
06/11/2019 00:00	1.3	12.3	2,082.4	0.9	6.20	1	1	1
06/11/2019 01:00	1.0	13.6	1,631.9	0.8	4.90	1	1	1
06/11/2019 02:00	0.9	14.0	1,368.8	0.8	4.10	1	1	0
06/11/2019 03:00	1.1	14.0	1,555.8	0.9	4.70	1	1	0
06/11/2019 04:00	1.0	14.0	1,463.1	0.9	4.40	1	1	0
06/11/2019 05:00	1.0	14.0	1,375.4	0.9	4.10	1	1	0
06/11/2019 06:00	1.1	13.9	1,661.4	0.9	5.00	1	1	0
06/11/2019 07:00	1.0	13.9	1,573.1	0.8	4.70	1	1	0
06/11/2019 08:00	1.1	13.9	1,479.1	0.9	4.40	1	1	0
06/11/2019 09:00	0.7	14.0	1,366.9	0.6	2.70	1	1	0
06/11/2019 10:00	1.1	13.8	1,660.7	0.9	5.00	1	1	0
06/11/2019 11:00	1.1	13.6	1,724.7	0.9	5.20	1	1	1
06/11/2019 12:00	1.3	12.5	1,974.1	0.9	5.90	1	1	1
06/11/2019 13:00	1.9	14.6	1,019.1	1.8	3.05	1	0	1
06/11/2019 14:00	0.0	0.0	0.0	0.0	0.00	0	0	0
06/11/2019 15:00	0.0	0.0	0.0	0.0	0.00	0	0	0
06/11/2019 16:00	0.0	0.0	0.0	0.0	0.00	0	0	0
06/11/2019 17:00	6.5	16.4	665.6	8.5	14.01	1	0	0
06/11/2019 18:00	0.7	13.9	1,450.2	0.6	2.90	1	0	0
06/11/2019 19:00	1.1	13.7	1,640.1	0.9	4.90	1	1	1
06/11/2019 20:00	1.4	12.8	1,876.7	1.0	7.50	1	1	1
06/11/2019 21:00	1.4	12.2	2,034.2	0.9	6.10	1	1	1
06/11/2019 22:00	1.4	11.9	2,109.7	0.9	6.30	1	1	1
06/11/2019 23:00	1.3	11.7	2,143.0	0.8	6.40	1	1	1
<b>Average/Sum#:</b>	1.4	13.6	1,612.2	1.3	112.46 #	21 #	18 #	10 #
<b>Minimum:</b>	0.7	11.7	665.6	0.6	2.70	0	0	0
<b>Maximum:</b>	6.5	16.4	2,143.0	8.5	14.01	1	1	1
<b>%SI</b>	12.50	12.50	12.50	12.50	12.50	0.00	0.00	0.00

# Daily Summary Report

## CT1 - NOx



From: 04/01/2019 00:00 To: 06/30/2019 23:59 Facility Name: COLUSA GENERATING STATION  
 Generated: 07/03/2019 08:38 Location: Maxwell, CA

Red = Invalid or Excluded Data | Green = Edited Status | Blue = Edited Value | \* = Excess Emission

Const. Value/Limit Tag:

	Unit CT1 NOx, Ppm 1 Hour(s)	Unit CT1 O2, Dry, Pct 1 Hour(s)	Unit CT1 HI, MBtuPerHr 1 Hour(s)	> Limit Unit CT1 NOx, Ppmvdc 1 Hour(s)	> Limit Unit CT1 NOx, Lb 1 Hour(s)	Unit CT1 UnitOn, TF 1 Hour(s)	Unit CT1 NormalOp, TF 1 Hour(s)	Unit CT1 DBOn, TF 1 Hour(s)
06/12/2019 00:00	0.9	13.6	1,517.8	0.7	4.60	1	1	1
06/12/2019 01:00	0.8	14.0	1,284.4	0.7	3.90	1	1	0
06/12/2019 02:00	0.8	14.0	1,273.2	0.7	3.80	1	1	0
06/12/2019 03:00	0.8	14.0	1,272.7	0.7	3.80	1	1	0
06/12/2019 04:00	0.8	14.0	1,287.0	0.7	3.90	1	1	0
06/12/2019 05:00	0.9	14.0	1,320.0	0.8	4.00	1	1	0
06/12/2019 06:00	1.0	14.0	1,422.9	0.9	4.30	1	1	0
06/12/2019 07:00	1.1	13.8	1,524.3	0.9	4.60	1	1	0
06/12/2019 08:00	1.0	13.9	1,353.3	0.8	4.10	1	1	0
06/12/2019 09:00	1.0	14.0	1,332.1	0.9	4.00	1	1	0
06/12/2019 10:00	1.1	13.9	1,448.7	0.9	4.30	1	1	0
06/12/2019 11:00	1.2	13.4	1,732.9	0.9	5.20	1	1	1
06/12/2019 12:00	1.3	12.3	1,988.0	0.9	6.00	1	1	1
06/12/2019 13:00	1.5	11.9	2,073.6	1.0	8.30	1	1	1
06/12/2019 14:00	1.4	11.9	2,061.7	0.9	6.20	1	1	1
06/12/2019 15:00	1.4	11.9	2,044.2	0.9	6.10	1	1	1
06/12/2019 16:00	1.4	11.7	2,075.6	0.9	6.20	1	1	1
06/12/2019 17:00	1.4	11.7	2,085.2	0.9	6.30	1	1	1
06/12/2019 18:00	1.4	11.9	2,040.3	0.9	6.10	1	1	1
06/12/2019 19:00	1.3	12.0	2,028.9	0.9	6.10	1	1	1
06/12/2019 20:00	1.4	11.8	2,075.7	0.9	6.20	1	1	1
06/12/2019 21:00	1.4	11.9	2,077.2	0.9	6.20	1	1	1
06/12/2019 22:00	1.3	12.0	2,078.7	0.9	6.20	1	1	1
06/12/2019 23:00	1.6	14.0	1,236.8	1.4	3.10	1	0	1
<b>Average/Sum#:</b>	1.2	13.0	1,693.1	0.9	123.50 #	24 #	23 #	14 #
<b>Minimum:</b>	0.8	11.7	1,236.8	0.7	3.10	1	0	0
<b>Maximum:</b>	1.6	14.0	2,085.2	1.4	8.30	1	1	1
<b>%SI</b>	0.00	0.00	0.00	0.00	0.00	0.00	0.00	0.00

# Daily Summary Report

## CT1 - NOx



From: 04/01/2019 00:00 To: 06/30/2019 23:59 Facility Name: COLUSA GENERATING STATION  
 Generated: 07/03/2019 08:38 Location: Maxwell, CA

Red = Invalid or Excluded Data | Green = Edited Status | Blue = Edited Value | \* = Excess Emission

Const. Value/Limit Tag:

	Unit CT1 NOx, Ppm 1 Hour(s)	Unit CT1 O2, Dry, Pct 1 Hour(s)	Unit CT1 HI, MBtuPerHr 1 Hour(s)	> Limit Unit CT1 NOx, Ppmvdc 1 Hour(s)	> Limit Unit CT1 NOx, Lb 1 Hour(s)	Unit CT1 UnitOn, TF 1 Hour(s)	Unit CT1 NormalOp, TF 1 Hour(s)	Unit CT1 DBOn, TF 1 Hour(s)
06/13/2019 00:00	0.0	0.0	0.0	0.0	0.00	0	0	0
06/13/2019 01:00	0.0	0.0	0.0	0.0	0.00	0	0	0
06/13/2019 02:00	0.0	0.0	0.0	0.0	0.00	0	0	0
06/13/2019 03:00	0.0	0.0	0.0	0.0	0.00	0	0	0
06/13/2019 04:00	0.0	0.0	0.0	0.0	0.00	0	0	0
06/13/2019 05:00	0.0	0.0	0.0	0.0	0.00	0	0	0
06/13/2019 06:00	0.0	0.0	0.0	0.0	0.00	0	0	0
06/13/2019 07:00	0.0	0.0	0.0	0.0	0.00	0	0	0
06/13/2019 08:00	0.0	0.0	0.0	0.0	0.00	0	0	0
06/13/2019 09:00	0.0	0.0	0.0	0.0	0.00	0	0	0
06/13/2019 10:00	0.0	0.0	0.0	0.0	0.00	0	0	0
06/13/2019 11:00	0.0	0.0	0.0	0.0	0.00	0	0	0
06/13/2019 12:00	8.1	18.5	311.2	19.9	5.22	1	0	0
06/13/2019 13:00	17.4	15.8	739.7	20.1	54.70	1	0	0
06/13/2019 14:00	0.6	14.0	1,296.7	0.5	2.60	1	1	0
06/13/2019 15:00	1.0	14.0	1,358.8	0.9	4.10	1	1	0
06/13/2019 16:00	1.1	14.0	1,365.3	0.9	4.10	1	1	0
06/13/2019 17:00	1.1	13.9	1,478.5	0.9	4.40	1	1	0
06/13/2019 18:00	1.2	12.9	1,838.3	0.9	5.50	1	1	1
06/13/2019 19:00	1.4	12.0	2,036.1	0.9	6.10	1	1	1
06/13/2019 20:00	1.4	11.8	2,078.3	0.9	6.20	1	1	1
06/13/2019 21:00	1.9	14.0	1,211.1	1.6	3.65	1	0	1
06/13/2019 22:00	0.0	0.0	0.0	0.0	0.00	0	0	0
06/13/2019 23:00	0.0	0.0	0.0	0.0	0.00	0	0	0
<b>Average/Sum#:</b>	3.5	14.1	1,371.4	4.8	96.57 #	10 #	7 #	4 #
<b>Minimum:</b>	0.6	11.8	311.2	0.5	2.60	0	0	0
<b>Maximum:</b>	17.4	18.5	2,078.3	20.1	54.70	1	1	1
<b>%SI</b>	58.33	58.33	58.33	58.33	58.33	0.00	0.00	0.00

# Daily Summary Report

## CT1 - NOx



From: 04/01/2019 00:00 To: 06/30/2019 23:59 Facility Name: COLUSA GENERATING STATION  
 Generated: 07/03/2019 08:38 Location: Maxwell, CA

Red = Invalid or Excluded Data | Green = Edited Status | Blue = Edited Value | \* = Excess Emission

Const. Value/Limit Tag:

	Unit CT1 NOx, Ppm 1 Hour(s)	Unit CT1 O2, Dry, Pct 1 Hour(s)	Unit CT1 HI, MBtuPerHr 1 Hour(s)	> Limit Unit CT1 NOx, Ppmvdc 1 Hour(s)	> Limit Unit CT1 NOx, Lb 1 Hour(s)	Unit CT1 UnitOn, TF 1 Hour(s)	Unit CT1 NormalOp, TF 1 Hour(s)	Unit CT1 DBOn, TF 1 Hour(s)
06/14/2019 00:00	0.0	0.0	0.0	0.0	0.00	0	0	0
06/14/2019 01:00	0.0	0.0	0.0	0.0	0.00	0	0	0
06/14/2019 02:00	0.0	0.0	0.0	0.0	0.00	0	0	0
06/14/2019 03:00	0.0	0.0	0.0	0.0	0.00	0	0	0
06/14/2019 04:00	0.0	0.0	0.0	0.0	0.00	0	0	0
06/14/2019 05:00	0.0	0.0	0.0	0.0	0.00	0	0	0
06/14/2019 06:00	0.0	0.0	0.0	0.0	0.00	0	0	0
06/14/2019 07:00	0.0	0.0	0.0	0.0	0.00	0	0	0
06/14/2019 08:00	0.0	0.0	0.0	0.0	0.00	0	0	0
06/14/2019 09:00	0.0	0.0	0.0	0.0	0.00	0	0	0
06/14/2019 10:00	0.0	0.0	0.0	0.0	0.00	0	0	0
06/14/2019 11:00	0.0	0.0	0.0	0.0	0.00	0	0	0
06/14/2019 12:00	0.0	0.0	0.0	0.0	0.00	0	0	0
06/14/2019 13:00	0.0	0.0	0.0	0.0	0.00	0	0	0
06/14/2019 14:00	0.0	0.0	0.0	0.0	0.00	0	0	0
06/14/2019 15:00	0.0	0.0	0.0	0.0	0.00	0	0	0
06/14/2019 16:00	0.0	0.0	0.0	0.0	0.00	0	0	0
06/14/2019 17:00	0.0	0.0	0.0	0.0	0.00	0	0	0
06/14/2019 18:00	0.0	0.0	0.0	0.0	0.00	0	0	0
06/14/2019 19:00	0.0	0.0	0.0	0.0	0.00	0	0	0
06/14/2019 20:00	0.0	0.0	0.0	0.0	0.00	0	0	0
06/14/2019 21:00	0.0	0.0	0.0	0.0	0.00	0	0	0
06/14/2019 22:00	0.0	0.0	0.0	0.0	0.00	0	0	0
06/14/2019 23:00	0.0	0.0	0.0	0.0	0.00	0	0	0
Average/Sum#:	0.0	0.0	0.0	0.0	0.00 #	0 #	0 #	0 #
Minimum:	0.0	0.0	0.0	0.0	0.00	0	0	0
Maximum:	0.0	0.0	0.0	0.0	0.00	0	0	0
%SI	100.00	100.00	100.00	100.00	100.00	0.00	0.00	0.00

# Daily Summary Report

## CT1 - NOx



From: 04/01/2019 00:00 To: 06/30/2019 23:59 Facility Name: COLUSA GENERATING STATION  
 Generated: 07/03/2019 08:38 Location: Maxwell, CA

Red = Invalid or Excluded Data | Green = Edited Status | Blue = Edited Value | \* = Excess Emission

Const. Value/Limit Tag:

	Unit CT1 NOX, Ppm 1 Hour(s)	Unit CT1 O2, Dry, Pct 1 Hour(s)	Unit CT1 HI, MBtuPerHr 1 Hour(s)	> Limit Unit CT1 NOX, Ppmvdc 1 Hour(s)	> Limit Unit CT1 NOX, Lb 1 Hour(s)	Unit CT1 UnitOn, TF 1 Hour(s)	Unit CT1 NormalOp, TF 1 Hour(s)	Unit CT1 DBOn, TF 1 Hour(s)
06/15/2019 00:00	0.0	0.0	0.0	0.0	0.00	0	0	0
06/15/2019 01:00	0.0	0.0	0.0	0.0	0.00	0	0	0
06/15/2019 02:00	0.0	0.0	0.0	0.0	0.00	0	0	0
06/15/2019 03:00	0.0	0.0	0.0	0.0	0.00	0	0	0
06/15/2019 04:00	0.0	0.0	0.0	0.0	0.00	0	0	0
06/15/2019 05:00	0.0	0.0	0.0	0.0	0.00	0	0	0
06/15/2019 06:00	0.0	0.0	0.0	0.0	0.00	0	0	0
06/15/2019 07:00	0.0	0.0	0.0	0.0	0.00	0	0	0
06/15/2019 08:00	0.0	0.0	0.0	0.0	0.00	0	0	0
06/15/2019 09:00	0.0	0.0	0.0	0.0	0.00	0	0	0
06/15/2019 10:00	0.0	0.0	0.0	0.0	0.00	0	0	0
06/15/2019 11:00	0.0	0.0	0.0	0.0	0.00	0	0	0
06/15/2019 12:00	0.0	0.0	0.0	0.0	0.00	0	0	0
06/15/2019 13:00	0.0	0.0	0.0	0.0	0.00	0	0	0
06/15/2019 14:00	0.0	0.0	0.0	0.0	0.00	0	0	0
06/15/2019 15:00	0.0	0.0	0.0	0.0	0.00	0	0	0
06/15/2019 16:00	0.0	0.0	0.0	0.0	0.00	0	0	0
06/15/2019 17:00	0.0	0.0	0.0	0.0	0.00	0	0	0
06/15/2019 18:00	0.0	0.0	0.0	0.0	0.00	0	0	0
06/15/2019 19:00	0.0	0.0	0.0	0.0	0.00	0	0	0
06/15/2019 20:00	0.0	0.0	0.0	0.0	0.00	0	0	0
06/15/2019 21:00	0.0	0.0	0.0	0.0	0.00	0	0	0
06/15/2019 22:00	0.0	0.0	0.0	0.0	0.00	0	0	0
06/15/2019 23:00	0.0	0.0	0.0	0.0	0.00	0	0	0
Average/Sum#:	0.0	0.0	0.0	0.0	0.00 #	0 #	0 #	0 #
Minimum:	0.0	0.0	0.0	0.0	0.00	0	0	0
Maximum:	0.0	0.0	0.0	0.0	0.00	0	0	0
%SI	100.00	100.00	100.00	100.00	100.00	0.00	0.00	0.00



# Daily Summary Report

## CT1 - NOx



From: 04/01/2019 00:00 To: 06/30/2019 23:59 Facility Name: COLUSA GENERATING STATION  
 Generated: 07/03/2019 08:38 Location: Maxwell, CA

Red = Invalid or Excluded Data | Green = Edited Status | Blue = Edited Value | \* = Excess Emission

Const. Value/Limit Tag:

	Unit CT1 NOX, Ppm 1 Hour(s)	Unit CT1 O2, Dry, Pct 1 Hour(s)	Unit CT1 HI, MBtuPerHr 1 Hour(s)	> Limit Unit CT1 NOX, Ppmvdc 1 Hour(s)	> Limit Unit CT1 NOX, Lb 1 Hour(s)	Unit CT1 UnitOn, TF 1 Hour(s)	Unit CT1 NormalOp, TF 1 Hour(s)	Unit CT1 DBOn, TF 1 Hour(s)
06/16/2019 00:00	0.0	0.0	0.0	0.0	0.00	0	0	0
06/16/2019 01:00	0.0	0.0	0.0	0.0	0.00	0	0	0
06/16/2019 02:00	0.0	0.0	0.0	0.0	0.00	0	0	0
06/16/2019 03:00	0.0	0.0	0.0	0.0	0.00	0	0	0
06/16/2019 04:00	0.0	0.0	0.0	0.0	0.00	0	0	0
06/16/2019 05:00	0.0	0.0	0.0	0.0	0.00	0	0	0
06/16/2019 06:00	0.0	0.0	0.0	0.0	0.00	0	0	0
06/16/2019 07:00	0.0	0.0	0.0	0.0	0.00	0	0	0
06/16/2019 08:00	0.0	0.0	0.0	0.0	0.00	0	0	0
06/16/2019 09:00	0.0	0.0	0.0	0.0	0.00	0	0	0
06/16/2019 10:00	0.0	0.0	0.0	0.0	0.00	0	0	0
06/16/2019 11:00	0.0	0.0	0.0	0.0	0.00	0	0	0
06/16/2019 12:00	0.0	0.0	0.0	0.0	0.00	0	0	0
06/16/2019 13:00	0.0	0.0	0.0	0.0	0.00	0	0	0
06/16/2019 14:00	0.0	0.0	0.0	0.0	0.00	0	0	0
06/16/2019 15:00	0.0	0.0	0.0	0.0	0.00	0	0	0
06/16/2019 16:00	0.0	0.0	0.0	0.0	0.00	0	0	0
06/16/2019 17:00	0.0	0.0	0.0	0.0	0.00	0	0	0
06/16/2019 18:00	0.0	0.0	0.0	0.0	0.00	0	0	0
06/16/2019 19:00	0.0	0.0	0.0	0.0	0.00	0	0	0
06/16/2019 20:00	0.0	0.0	0.0	0.0	0.00	0	0	0
06/16/2019 21:00	0.0	0.0	0.0	0.0	0.00	0	0	0
06/16/2019 22:00	0.0	0.0	0.0	0.0	0.00	0	0	0
06/16/2019 23:00	0.0	0.0	0.0	0.0	0.00	0	0	0
Average/Sum#:	0.0	0.0	0.0	0.0	0.00 #	0 #	0 #	0 #
Minimum:	0.0	0.0	0.0	0.0	0.00	0	0	0
Maximum:	0.0	0.0	0.0	0.0	0.00	0	0	0
%SI	100.00	100.00	100.00	100.00	100.00	0.00	0.00	0.00

# Daily Summary Report

## CT1 - NOx



From: 04/01/2019 00:00 To: 06/30/2019 23:59 Facility Name: COLUSA GENERATING STATION  
 Generated: 07/03/2019 08:38 Location: Maxwell, CA

Red = Invalid or Excluded Data | Green = Edited Status | Blue = Edited Value | \* = Excess Emission

Const. Value/Limit Tag:

	Unit CT1 NOX, Ppm 1 Hour(s)	Unit CT1 O2, Dry, Pct 1 Hour(s)	Unit CT1 HI, MBtuPerHr 1 Hour(s)	> Limit Unit CT1 NOX, Ppmvdc 1 Hour(s)	> Limit Unit CT1 NOX, Lb 1 Hour(s)	Unit CT1 UnitOn, TF 1 Hour(s)	Unit CT1 NormalOp, TF 1 Hour(s)	Unit CT1 DBOn, TF 1 Hour(s)
06/17/2019 00:00	0.0	0.0	0.0	0.0	0.00	0	0	0
06/17/2019 01:00	0.0	0.0	0.0	0.0	0.00	0	0	0
06/17/2019 02:00	0.0	0.0	0.0	0.0	0.00	0	0	0
06/17/2019 03:00	0.0	0.0	0.0	0.0	0.00	0	0	0
06/17/2019 04:00	0.0	0.0	0.0	0.0	0.00	0	0	0
06/17/2019 05:00	0.0	0.0	0.0	0.0	0.00	0	0	0
06/17/2019 06:00	0.0	0.0	0.0	0.0	0.00	0	0	0
06/17/2019 07:00	0.0	0.0	0.0	0.0	0.00	0	0	0
06/17/2019 08:00	0.0	0.0	0.0	0.0	0.00	0	0	0
06/17/2019 09:00	0.0	0.0	0.0	0.0	0.00	0	0	0
06/17/2019 10:00	0.0	0.0	0.0	0.0	0.00	0	0	0
06/17/2019 11:00	27.3	17.4	472.5	46.0	73.88	1	0	0
06/17/2019 12:00	12.6	14.7	993.3	12.0	43.70	1	0	0
06/17/2019 13:00	1.1	13.8	1,572.7	0.9	4.70	1	1	0
06/17/2019 14:00	1.1	13.8	1,584.7	0.9	4.80	1	1	0
06/17/2019 15:00	1.1	13.8	1,631.6	0.9	4.90	1	1	0
06/17/2019 16:00	1.0	13.8	1,479.3	0.8	4.40	1	1	1
06/17/2019 17:00	1.3	12.7	1,865.4	0.9	5.60	1	1	1
06/17/2019 18:00	1.4	11.7	2,074.3	0.9	6.20	1	1	1
06/17/2019 19:00	1.5	11.4	2,118.1	0.9	6.40	1	1	1
06/17/2019 20:00	1.5	11.5	2,113.0	0.9	6.30	1	1	1
06/17/2019 21:00	1.4	11.7	2,089.5	0.9	6.30	1	1	1
06/17/2019 22:00	1.4	11.8	2,065.9	0.9	6.20	1	1	1
06/17/2019 23:00	1.8	13.9	1,204.1	1.5	3.46	1	0	1
<b>Average/Sum#:</b>	4.2	13.2	1,635.7	5.3	176.84 #	13 #	10 #	8 #
<b>Minimum:</b>	1.0	11.4	472.5	0.8	3.46	0	0	0
<b>Maximum:</b>	27.3	17.4	2,118.1	46.0	73.88	1	1	1
<b>%SI</b>	45.83	45.83	45.83	45.83	45.83	0.00	0.00	0.00

# Daily Summary Report

## CT1 - NOx



From: 04/01/2019 00:00 To: 06/30/2019 23:59 Facility Name: COLUSA GENERATING STATION  
 Generated: 07/03/2019 08:38 Location: Maxwell, CA

Red = Invalid or Excluded Data | Green = Edited Status | Blue = Edited Value | \* = Excess Emission

Const. Value/Limit Tag:

	Unit CT1 NOX, Ppm 1 Hour(s)	Unit CT1 O2, Dry, Pct 1 Hour(s)	Unit CT1 HI, MBtuPerHr 1 Hour(s)	> Limit Unit CT1 NOX, Ppmvdc 1 Hour(s)	> Limit Unit CT1 NOx, Lb 1 Hour(s)	Unit CT1 UnitOn, TF 1 Hour(s)	Unit CT1 NormalOp, TF 1 Hour(s)	Unit CT1 DBOn, TF 1 Hour(s)
06/18/2019 00:00	0.0	0.0	0.0	0.0	0.00	0	0	0
06/18/2019 01:00	0.0	0.0	0.0	0.0	0.00	0	0	0
06/18/2019 02:00	0.0	0.0	0.0	0.0	0.00	0	0	0
06/18/2019 03:00	0.0	0.0	0.0	0.0	0.00	0	0	0
06/18/2019 04:00	0.0	0.0	0.0	0.0	0.00	0	0	0
06/18/2019 05:00	0.0	0.0	0.0	0.0	0.00	0	0	0
06/18/2019 06:00	0.0	0.0	0.0	0.0	0.00	0	0	0
06/18/2019 07:00	0.0	0.0	0.0	0.0	0.00	0	0	0
06/18/2019 08:00	0.0	0.0	0.0	0.0	0.00	0	0	0
06/18/2019 09:00	0.0	0.0	0.0	0.0	0.00	0	0	0
06/18/2019 10:00	0.0	0.0	0.0	0.0	0.00	0	0	0
06/18/2019 11:00	0.0	0.0	0.0	0.0	0.00	0	0	0
06/18/2019 12:00	0.0	0.0	0.0	0.0	0.00	0	0	0
06/18/2019 13:00	0.0	0.0	0.0	0.0	0.00	0	0	0
06/18/2019 14:00	36.9	17.6	432.5	66.0	70.42	1	0	0
06/18/2019 15:00	11.2	14.7	1,097.1	10.7	42.80	1	0	0
06/18/2019 16:00	1.1	13.8	1,664.2	0.9	5.00	1	1	0
06/18/2019 17:00	1.0	13.8	1,511.5	0.8	4.50	1	1	1
06/18/2019 18:00	1.3	12.8	1,884.0	0.9	5.70	1	1	1
06/18/2019 19:00	1.4	11.7	2,080.3	0.9	6.20	1	1	1
06/18/2019 20:00	1.4	11.6	2,134.5	0.9	6.40	1	1	1
06/18/2019 21:00	1.4	11.7	2,131.1	0.9	6.40	1	1	1
06/18/2019 22:00	1.3	12.4	1,955.9	0.9	5.90	1	1	1
06/18/2019 23:00	3.0	15.8	590.2	3.5	1.93	1	0	0
<b>Average/Sum#:</b>	6.0	13.6	1,548.1	8.6	155.25 #	10 #	7 #	6 #
<b>Minimum:</b>	1.0	11.6	432.5	0.8	1.93	0	0	0
<b>Maximum:</b>	36.9	17.6	2,134.5	66.0	70.42	1	1	1
<b>%SI</b>	58.33	58.33	58.33	58.33	58.33	0.00	0.00	0.00

# Daily Summary Report

## CT1 - NOx



From: 04/01/2019 00:00 To: 06/30/2019 23:59 Facility Name: COLUSA GENERATING STATION  
 Generated: 07/03/2019 08:38 Location: Maxwell, CA

Red = Invalid or Excluded Data | Green = Edited Status | Blue = Edited Value | \* = Excess Emission

Const. Value/Limit Tag:

	Unit CT1 NOX, Ppm 1 Hour(s)	Unit CT1 O2, Dry, Pct 1 Hour(s)	Unit CT1 HI, MBtuPerHr 1 Hour(s)	> Limit Unit CT1 NOX, Ppmvdc 1 Hour(s)	> Limit Unit CT1 NOX, Lb 1 Hour(s)	Unit CT1 UnitOn, TF 1 Hour(s)	Unit CT1 NormalOp, TF 1 Hour(s)	Unit CT1 DBOn, TF 1 Hour(s)
06/19/2019 00:00	0.0	0.0	0.0	0.0	0.00	0	0	0
06/19/2019 01:00	0.0	0.0	0.0	0.0	0.00	0	0	0
06/19/2019 02:00	0.0	0.0	0.0	0.0	0.00	0	0	0
06/19/2019 03:00	0.0	0.0	0.0	0.0	0.00	0	0	0
06/19/2019 04:00	0.0	0.0	0.0	0.0	0.00	0	0	0
06/19/2019 05:00	0.0	0.0	0.0	0.0	0.00	0	0	0
06/19/2019 06:00	0.0	0.0	0.0	0.0	0.00	0	0	0
06/19/2019 07:00	0.0	0.0	0.0	0.0	0.00	0	0	0
06/19/2019 08:00	0.0	0.0	0.0	0.0	0.00	0	0	0
06/19/2019 09:00	0.0	0.0	0.0	0.0	0.00	0	0	0
06/19/2019 10:00	0.0	0.0	0.0	0.0	0.00	0	0	0
06/19/2019 11:00	0.0	0.0	0.0	0.0	0.00	0	0	0
06/19/2019 12:00	0.0	0.0	0.0	0.0	0.00	0	0	0
06/19/2019 13:00	0.0	0.0	0.0	0.0	0.00	0	0	0
06/19/2019 14:00	0.0	0.0	0.0	0.0	0.00	0	0	0
06/19/2019 15:00	0.0	0.0	0.0	0.0	0.00	0	0	0
06/19/2019 16:00	0.0	0.0	0.0	0.0	0.00	0	0	0
06/19/2019 17:00	0.0	0.0	0.0	0.0	0.00	0	0	0
06/19/2019 18:00	0.0	0.0	0.0	0.0	0.00	0	0	0
06/19/2019 19:00	0.0	0.0	0.0	0.0	0.00	0	0	0
06/19/2019 20:00	0.0	0.0	0.0	0.0	0.00	0	0	0
06/19/2019 21:00	0.0	0.0	0.0	0.0	0.00	0	0	0
06/19/2019 22:00	0.0	0.0	0.0	0.0	0.00	0	0	0
06/19/2019 23:00	0.0	0.0	0.0	0.0	0.00	0	0	0
Average/Sum#:	0.0	0.0	0.0	0.0	0.00 #	0 #	0 #	0 #
Minimum:	0.0	0.0	0.0	0.0	0.00	0	0	0
Maximum:	0.0	0.0	0.0	0.0	0.00	0	0	0
%SI	100.00	100.00	100.00	100.00	100.00	0.00	0.00	0.00

# Daily Summary Report

## CT1 - NOx



From: 04/01/2019 00:00 To: 06/30/2019 23:59 Facility Name: COLUSA GENERATING STATION  
 Generated: 07/03/2019 08:38 Location: Maxwell, CA

Red = Invalid or Excluded Data | Green = Edited Status | Blue = Edited Value | \* = Excess Emission

Const. Value/Limit Tag:

	Unit CT1 NOX, Ppm 1 Hour(s)	Unit CT1 O2, Dry, Pct 1 Hour(s)	Unit CT1 HI, MBtuPerHr 1 Hour(s)	> Limit Unit CT1 NOX, Ppmvdc 1 Hour(s)	> Limit Unit CT1 NOX, Lb 1 Hour(s)	Unit CT1 UnitOn, TF 1 Hour(s)	Unit CT1 NormalOp, TF 1 Hour(s)	Unit CT1 DBOn, TF 1 Hour(s)
06/20/2019 00:00	0.0	0.0	0.0	0.0	0.00	0	0	0
06/20/2019 01:00	0.0	0.0	0.0	0.0	0.00	0	0	0
06/20/2019 02:00	0.0	0.0	0.0	0.0	0.00	0	0	0
06/20/2019 03:00	0.0	0.0	0.0	0.0	0.00	0	0	0
06/20/2019 04:00	0.0	0.0	0.0	0.0	0.00	0	0	0
06/20/2019 05:00	0.0	0.0	0.0	0.0	0.00	0	0	0
06/20/2019 06:00	0.0	0.0	0.0	0.0	0.00	0	0	0
06/20/2019 07:00	0.0	0.0	0.0	0.0	0.00	0	0	0
06/20/2019 08:00	0.0	0.0	0.0	0.0	0.00	0	0	0
06/20/2019 09:00	0.0	0.0	0.0	0.0	0.00	0	0	0
06/20/2019 10:00	0.0	0.0	0.0	0.0	0.00	0	0	0
06/20/2019 11:00	0.0	0.0	0.0	0.0	0.00	0	0	0
06/20/2019 12:00	0.0	0.0	0.0	0.0	0.00	0	0	0
06/20/2019 13:00	0.0	0.0	0.0	0.0	0.00	0	0	0
06/20/2019 14:00	0.0	0.0	0.0	0.0	0.00	0	0	0
06/20/2019 15:00	0.0	0.0	0.0	0.0	0.00	0	0	0
06/20/2019 16:00	0.0	0.0	0.0	0.0	0.00	0	0	0
06/20/2019 17:00	0.0	0.0	0.0	0.0	0.00	0	0	0
06/20/2019 18:00	0.0	0.0	0.0	0.0	0.00	0	0	0
06/20/2019 19:00	0.0	0.0	0.0	0.0	0.00	0	0	0
06/20/2019 20:00	0.0	0.0	0.0	0.0	0.00	0	0	0
06/20/2019 21:00	0.0	0.0	0.0	0.0	0.00	0	0	0
06/20/2019 22:00	0.0	0.0	0.0	0.0	0.00	0	0	0
06/20/2019 23:00	0.0	0.0	0.0	0.0	0.00	0	0	0
Average/Sum#:	0.0	0.0	0.0	0.0	0.00 #	0 #	0 #	0 #
Minimum:	0.0	0.0	0.0	0.0	0.00	0	0	0
Maximum:	0.0	0.0	0.0	0.0	0.00	0	0	0
%SI	100.00	100.00	100.00	100.00	100.00	0.00	0.00	0.00

# Daily Summary Report

## CT1 - NOx



From: 04/01/2019 00:00 To: 06/30/2019 23:59 Facility Name: COLUSA GENERATING STATION  
 Generated: 07/03/2019 08:38 Location: Maxwell, CA

Red = Invalid or Excluded Data | Green = Edited Status | Blue = Edited Value | \* = Excess Emission

Const. Value/Limit Tag:

	Unit CT1 NOX, Ppm 1 Hour(s)	Unit CT1 O2, Dry, Pct 1 Hour(s)	Unit CT1 HI, MBtuPerHr 1 Hour(s)	> Limit Unit CT1 NOX, Ppmvdc 1 Hour(s)	> Limit Unit CT1 NOX, Lb 1 Hour(s)	Unit CT1 UnitOn, TF 1 Hour(s)	Unit CT1 NormalOp, TF 1 Hour(s)	Unit CT1 DBOn, TF 1 Hour(s)
06/21/2019 00:00	0.0	0.0	0.0	0.0	0.00	0	0	0
06/21/2019 01:00	0.0	0.0	0.0	0.0	0.00	0	0	0
06/21/2019 02:00	0.0	0.0	0.0	0.0	0.00	0	0	0
06/21/2019 03:00	0.0	0.0	0.0	0.0	0.00	0	0	0
06/21/2019 04:00	0.0	0.0	0.0	0.0	0.00	0	0	0
06/21/2019 05:00	0.0	0.0	0.0	0.0	0.00	0	0	0
06/21/2019 06:00	0.0	0.0	0.0	0.0	0.00	0	0	0
06/21/2019 07:00	0.0	0.0	0.0	0.0	0.00	0	0	0
06/21/2019 08:00	0.0	0.0	0.0	0.0	0.00	0	0	0
06/21/2019 09:00	0.0	0.0	0.0	0.0	0.00	0	0	0
06/21/2019 10:00	0.0	0.0	0.0	0.0	0.00	0	0	0
06/21/2019 11:00	0.0	0.0	0.0	0.0	0.00	0	0	0
06/21/2019 12:00	0.0	0.0	0.0	0.0	0.00	0	0	0
06/21/2019 13:00	0.0	0.0	0.0	0.0	0.00	0	0	0
06/21/2019 14:00	0.0	0.0	0.0	0.0	0.00	0	0	0
06/21/2019 15:00	0.0	0.0	0.0	0.0	0.00	0	0	0
06/21/2019 16:00	0.0	0.0	0.0	0.0	0.00	0	0	0
06/21/2019 17:00	0.0	0.0	0.0	0.0	0.00	0	0	0
06/21/2019 18:00	0.0	0.0	0.0	0.0	0.00	0	0	0
06/21/2019 19:00	0.0	0.0	0.0	0.0	0.00	0	0	0
06/21/2019 20:00	0.0	0.0	0.0	0.0	0.00	0	0	0
06/21/2019 21:00	0.0	0.0	0.0	0.0	0.00	0	0	0
06/21/2019 22:00	0.0	0.0	0.0	0.0	0.00	0	0	0
06/21/2019 23:00	0.0	0.0	0.0	0.0	0.00	0	0	0
Average/Sum#:	0.0	0.0	0.0	0.0	0.00 #	0 #	0 #	0 #
Minimum:	0.0	0.0	0.0	0.0	0.00	0	0	0
Maximum:	0.0	0.0	0.0	0.0	0.00	0	0	0
%SI	100.00	100.00	100.00	100.00	100.00	0.00	0.00	0.00

# Daily Summary Report

## CT1 - NOx



From: 04/01/2019 00:00 To: 06/30/2019 23:59 Facility Name: COLUSA GENERATING STATION  
 Generated: 07/03/2019 08:38 Location: Maxwell, CA

Red = Invalid or Excluded Data | Green = Edited Status | Blue = Edited Value | \* = Excess Emission

Const. Value/Limit Tag:

	Unit CT1 NOx, Ppm 1 Hour(s)	Unit CT1 O2, Dry, Pct 1 Hour(s)	Unit CT1 HI, MBtuPerHr 1 Hour(s)	> Limit Unit CT1 NOx, Ppmvdc 1 Hour(s)	> Limit Unit CT1 NOx, Lb 1 Hour(s)	Unit CT1 UnitOn, TF 1 Hour(s)	Unit CT1 NormalOp, TF 1 Hour(s)	Unit CT1 DBOn, TF 1 Hour(s)
06/22/2019 00:00	0.0	0.0	0.0	0.0	0.00	0	0	0
06/22/2019 01:00	0.0	0.0	0.0	0.0	0.00	0	0	0
06/22/2019 02:00	0.0	0.0	0.0	0.0	0.00	0	0	0
06/22/2019 03:00	0.0	0.0	0.0	0.0	0.00	0	0	0
06/22/2019 04:00	0.0	0.0	0.0	0.0	0.00	0	0	0
06/22/2019 05:00	0.0	0.0	0.0	0.0	0.00	0	0	0
06/22/2019 06:00	0.0	0.0	0.0	0.0	0.00	0	0	0
06/22/2019 07:00	0.0	0.0	0.0	0.0	0.00	0	0	0
06/22/2019 08:00	0.0	0.0	0.0	0.0	0.00	0	0	0
06/22/2019 09:00	0.0	0.0	0.0	0.0	0.00	0	0	0
06/22/2019 10:00	0.0	0.0	0.0	0.0	0.00	0	0	0
06/22/2019 11:00	0.0	0.0	0.0	0.0	0.00	0	0	0
06/22/2019 12:00	0.0	0.0	0.0	0.0	0.00	0	0	0
06/22/2019 13:00	0.0	0.0	0.0	0.0	0.00	0	0	0
06/22/2019 14:00	0.0	0.0	0.0	0.0	0.00	0	0	0
06/22/2019 15:00	0.0	0.0	0.0	0.0	0.00	0	0	0
06/22/2019 16:00	0.0	0.0	0.0	0.0	0.00	0	0	0
06/22/2019 17:00	0.0	0.0	0.0	0.0	0.00	0	0	0
06/22/2019 18:00	0.0	0.0	0.0	0.0	0.00	0	0	0
06/22/2019 19:00	0.0	0.0	0.0	0.0	0.00	0	0	0
06/22/2019 20:00	0.0	0.0	0.0	0.0	0.00	0	0	0
06/22/2019 21:00	0.0	0.0	0.0	0.0	0.00	0	0	0
06/22/2019 22:00	0.0	0.0	0.0	0.0	0.00	0	0	0
06/22/2019 23:00	0.0	0.0	0.0	0.0	0.00	0	0	0
Average/Sum#:	0.0	0.0	0.0	0.0	0.00 #	0 #	0 #	0 #
Minimum:	0.0	0.0	0.0	0.0	0.00	0	0	0
Maximum:	0.0	0.0	0.0	0.0	0.00	0	0	0
%SI	100.00	100.00	100.00	100.00	100.00	0.00	0.00	0.00

# Daily Summary Report

## CT1 - NOx



From: 04/01/2019 00:00 To: 06/30/2019 23:59 Facility Name: COLUSA GENERATING STATION  
 Generated: 07/03/2019 08:38 Location: Maxwell, CA

Red = Invalid or Excluded Data | Green = Edited Status | Blue = Edited Value | \* = Excess Emission

Const. Value/Limit Tag:

	Unit CT1 NOX, Ppm 1 Hour(s)	Unit CT1 O2, Dry, Pct 1 Hour(s)	Unit CT1 HI, MBtuPerHr 1 Hour(s)	> Limit Unit CT1 NOX, Ppmvdc 1 Hour(s)	> Limit Unit CT1 NOx, Lb 1 Hour(s)	Unit CT1 UnitOn, TF 1 Hour(s)	Unit CT1 NormalOp, TF 1 Hour(s)	Unit CT1 DBOn, TF 1 Hour(s)
06/23/2019 00:00	0.0	0.0	0.0	0.0	0.00	0	0	0
06/23/2019 01:00	0.0	0.0	0.0	0.0	0.00	0	0	0
06/23/2019 02:00	0.0	0.0	0.0	0.0	0.00	0	0	0
06/23/2019 03:00	0.0	0.0	0.0	0.0	0.00	0	0	0
06/23/2019 04:00	0.0	0.0	0.0	0.0	0.00	0	0	0
06/23/2019 05:00	0.0	0.0	0.0	0.0	0.00	0	0	0
06/23/2019 06:00	0.0	0.0	0.0	0.0	0.00	0	0	0
06/23/2019 07:00	0.0	0.0	0.0	0.0	0.00	0	0	0
06/23/2019 08:00	0.0	0.0	0.0	0.0	0.00	0	0	0
06/23/2019 09:00	0.0	0.0	0.0	0.0	0.00	0	0	0
06/23/2019 10:00	0.0	0.0	0.0	0.0	0.00	0	0	0
06/23/2019 11:00	0.0	0.0	0.0	0.0	0.00	0	0	0
06/23/2019 12:00	0.0	0.0	0.0	0.0	0.00	0	0	0
06/23/2019 13:00	0.0	0.0	0.0	0.0	0.00	0	0	0
06/23/2019 14:00	31.1	17.5	460.8	54.0	91.70	1	0	0
06/23/2019 15:00	7.1	14.8	1,138.2	6.9	28.50	1	0	0
06/23/2019 16:00	1.1	13.9	1,642.1	0.9	4.90	1	1	0
06/23/2019 17:00	1.1	13.5	1,727.4	0.9	5.20	1	1	1
06/23/2019 18:00	1.4	12.4	2,034.0	1.0	8.10	1	1	1
06/23/2019 19:00	1.4	11.9	2,102.2	0.9	6.30	1	1	1
06/23/2019 20:00	1.4	11.9	2,106.7	0.9	6.30	1	1	1
06/23/2019 21:00	1.7	12.9	1,643.1	1.3	7.95	1	0	1
06/23/2019 22:00	0.0	0.0	0.0	0.0	0.00	0	0	0
06/23/2019 23:00	0.0	0.0	0.0	0.0	0.00	0	0	0
<b>Average/Sum#:</b>	5.8	13.6	1,606.8	8.4	158.95 #	8 #	5 #	5 #
<b>Minimum:</b>	1.1	11.9	460.8	0.9	4.90	0	0	0
<b>Maximum:</b>	31.1	17.5	2,106.7	54.0	91.70	1	1	1
<b>%SI</b>	66.67	66.67	66.67	66.67	66.67	0.00	0.00	0.00



# Daily Summary Report

## CT1 - NOx



From: 04/01/2019 00:00 To: 06/30/2019 23:59 Facility Name: COLUSA GENERATING STATION  
 Generated: 07/03/2019 08:38 Location: Maxwell, CA

Red = Invalid or Excluded Data | Green = Edited Status | Blue = Edited Value | \* = Excess Emission

Const. Value/Limit Tag:

	Unit CT1 NOx, Ppm 1 Hour(s)	Unit CT1 O2, Dry, Pct 1 Hour(s)	Unit CT1 HI, MBtuPerHr 1 Hour(s)	> Limit Unit CT1 NOx, Ppmvdc 1 Hour(s)	> Limit Unit CT1 NOx, Lb 1 Hour(s)	Unit CT1 UnitOn, TF 1 Hour(s)	Unit CT1 NormalOp, TF 1 Hour(s)	Unit CT1 DBOn, TF 1 Hour(s)
06/24/2019 00:00	0.0	0.0	0.0	0.0	0.00	0	0	0
06/24/2019 01:00	0.0	0.0	0.0	0.0	0.00	0	0	0
06/24/2019 02:00	0.0	0.0	0.0	0.0	0.00	0	0	0
06/24/2019 03:00	0.0	0.0	0.0	0.0	0.00	0	0	0
06/24/2019 04:00	0.0	0.0	0.0	0.0	0.00	0	0	0
06/24/2019 05:00	0.0	0.0	0.0	0.0	0.00	0	0	0
06/24/2019 06:00	0.0	0.0	0.0	0.0	0.00	0	0	0
06/24/2019 07:00	0.0	0.0	0.0	0.0	0.00	0	0	0
06/24/2019 08:00	0.0	0.0	0.0	0.0	0.00	0	0	0
06/24/2019 09:00	14.6	17.5	473.6	25.3	22.00	1	0	0
06/24/2019 10:00	15.8	15.0	945.2	15.8	54.80	1	0	0
06/24/2019 11:00	0.8	14.1	1,357.6	0.7	4.10	1	1	0
06/24/2019 12:00	1.0	14.1	1,415.2	0.9	4.20	1	1	0
06/24/2019 13:00	1.1	14.0	1,638.6	0.9	4.90	1	1	0
06/24/2019 14:00	1.0	13.9	1,634.6	0.8	4.90	1	1	0
06/24/2019 15:00	1.1	13.9	1,634.0	0.9	4.90	1	1	0
06/24/2019 16:00	1.0	14.0	1,480.7	0.9	4.40	1	1	1
06/24/2019 17:00	1.3	12.6	1,957.5	0.9	5.90	1	1	1
06/24/2019 18:00	1.4	11.8	2,115.0	0.9	6.30	1	1	1
06/24/2019 19:00	1.4	11.7	2,134.6	0.9	6.40	1	1	1
06/24/2019 20:00	1.4	11.9	2,099.0	0.9	6.30	1	1	1
06/24/2019 21:00	1.4	12.0	2,100.5	0.9	6.30	1	1	1
06/24/2019 22:00	2.3	14.0	1,229.2	2.0	4.30	1	0	1
06/24/2019 23:00	0.0	0.0	0.0	0.0	0.00	0	0	0
<b>Average/Sum#:</b>	3.3	13.6	1,586.8	3.8	139.70 #	14 #	11 #	7 #
<b>Minimum:</b>	0.8	11.7	473.6	0.7	4.10	0	0	0
<b>Maximum:</b>	15.8	17.5	2,134.6	25.3	54.80	1	1	1
<b>%SI</b>	41.67	41.67	41.67	41.67	41.67	0.00	0.00	0.00

# Daily Summary Report

## CT1 - NOx



From: 04/01/2019 00:00 To: 06/30/2019 23:59 Facility Name: COLUSA GENERATING STATION  
 Generated: 07/03/2019 08:38 Location: Maxwell, CA

Red = Invalid or Excluded Data | Green = Edited Status | Blue = Edited Value | \* = Excess Emission

Const. Value/Limit Tag:

	Unit CT1 NOx, Ppm 1 Hour(s)	Unit CT1 O2, Dry, Pct 1 Hour(s)	Unit CT1 HI, MBtuPerHr 1 Hour(s)	> Limit Unit CT1 NOx, Ppmvdc 1 Hour(s)	> Limit Unit CT1 NOx, Lb 1 Hour(s)	Unit CT1 UnitOn, TF 1 Hour(s)	Unit CT1 NormalOp, TF 1 Hour(s)	Unit CT1 DBOn, TF 1 Hour(s)
06/25/2019 00:00	0.0	0.0	0.0	0.0	0.00	0	0	0
06/25/2019 01:00	0.0	0.0	0.0	0.0	0.00	0	0	0
06/25/2019 02:00	0.0	0.0	0.0	0.0	0.00	0	0	0
06/25/2019 03:00	0.0	0.0	0.0	0.0	0.00	0	0	0
06/25/2019 04:00	0.0	0.0	0.0	0.0	0.00	0	0	0
06/25/2019 05:00	0.0	0.0	0.0	0.0	0.00	0	0	0
06/25/2019 06:00	0.0	0.0	0.0	0.0	0.00	0	0	0
06/25/2019 07:00	0.0	0.0	0.0	0.0	0.00	0	0	0
06/25/2019 08:00	0.0	0.0	0.0	0.0	0.00	0	0	0
06/25/2019 09:00	0.0	0.0	0.0	0.0	0.00	0	0	0
06/25/2019 10:00	0.0	0.0	0.0	0.0	0.00	0	0	0
06/25/2019 11:00	0.0	0.0	0.0	0.0	0.00	0	0	0
06/25/2019 12:00	0.0	0.0	0.0	0.0	0.00	0	0	0
06/25/2019 13:00	0.0	0.0	0.0	0.0	0.00	0	0	0
06/25/2019 14:00	0.0	0.0	0.0	0.0	0.00	0	0	0
06/25/2019 15:00	0.0	0.0	0.0	0.0	0.00	0	0	0
06/25/2019 16:00	0.0	0.0	0.0	0.0	0.00	0	0	0
06/25/2019 17:00	0.0	0.0	0.0	0.0	0.00	0	0	0
06/25/2019 18:00	0.0	0.0	0.0	0.0	0.00	0	0	0
06/25/2019 19:00	0.0	0.0	0.0	0.0	0.00	0	0	0
06/25/2019 20:00	0.0	0.0	0.0	0.0	0.00	0	0	0
06/25/2019 21:00	0.0	0.0	0.0	0.0	0.00	0	0	0
06/25/2019 22:00	0.0	0.0	0.0	0.0	0.00	0	0	0
06/25/2019 23:00	0.0	0.0	0.0	0.0	0.00	0	0	0
Average/Sum#:	0.0	0.0	0.0	0.0	0.00 #	0 #	0 #	0 #
Minimum:	0.0	0.0	0.0	0.0	0.00	0	0	0
Maximum:	0.0	0.0	0.0	0.0	0.00	0	0	0
%SI	100.00	100.00	100.00	100.00	100.00	0.00	0.00	0.00

# Daily Summary Report

## CT1 - NOx



From: 04/01/2019 00:00 To: 06/30/2019 23:59 Facility Name: COLUSA GENERATING STATION  
 Generated: 07/03/2019 08:38 Location: Maxwell, CA

Red = Invalid or Excluded Data | Green = Edited Status | Blue = Edited Value | \* = Excess Emission

Const. Value/Limit Tag:

	Unit CT1 NOX, Ppm 1 Hour(s)	Unit CT1 O2, Dry, Pct 1 Hour(s)	Unit CT1 HI, MBtuPerHr 1 Hour(s)	> Limit Unit CT1 NOX, Ppmvdc 1 Hour(s)	> Limit Unit CT1 NOX, Lb 1 Hour(s)	Unit CT1 UnitOn, TF 1 Hour(s)	Unit CT1 NormalOp, TF 1 Hour(s)	Unit CT1 DBOn, TF 1 Hour(s)
06/26/2019 00:00	0.0	0.0	0.0	0.0	0.00	0	0	0
06/26/2019 01:00	0.0	0.0	0.0	0.0	0.00	0	0	0
06/26/2019 02:00	0.0	0.0	0.0	0.0	0.00	0	0	0
06/26/2019 03:00	0.0	0.0	0.0	0.0	0.00	0	0	0
06/26/2019 04:00	0.0	0.0	0.0	0.0	0.00	0	0	0
06/26/2019 05:00	0.0	0.0	0.0	0.0	0.00	0	0	0
06/26/2019 06:00	0.0	0.0	0.0	0.0	0.00	0	0	0
06/26/2019 07:00	0.0	0.0	0.0	0.0	0.00	0	0	0
06/26/2019 08:00	0.0	0.0	0.0	0.0	0.00	0	0	0
06/26/2019 09:00	0.0	0.0	0.0	0.0	0.00	0	0	0
06/26/2019 10:00	0.0	0.0	0.0	0.0	0.00	0	0	0
06/26/2019 11:00	0.0	0.0	0.0	0.0	0.00	0	0	0
06/26/2019 12:00	0.0	0.0	0.0	0.0	0.00	0	0	0
06/26/2019 13:00	0.0	0.0	0.0	0.0	0.00	0	0	0
06/26/2019 14:00	0.0	0.0	0.0	0.0	0.00	0	0	0
06/26/2019 15:00	0.0	0.0	0.0	0.0	0.00	0	0	0
06/26/2019 16:00	0.0	0.0	0.0	0.0	0.00	0	0	0
06/26/2019 17:00	0.0	0.0	0.0	0.0	0.00	0	0	0
06/26/2019 18:00	0.0	0.0	0.0	0.0	0.00	0	0	0
06/26/2019 19:00	0.0	0.0	0.0	0.0	0.00	0	0	0
06/26/2019 20:00	0.0	0.0	0.0	0.0	0.00	0	0	0
06/26/2019 21:00	0.0	0.0	0.0	0.0	0.00	0	0	0
06/26/2019 22:00	0.0	0.0	0.0	0.0	0.00	0	0	0
06/26/2019 23:00	0.0	0.0	0.0	0.0	0.00	0	0	0
Average/Sum#:	0.0	0.0	0.0	0.0	0.00 #	0 #	0 #	0 #
Minimum:	0.0	0.0	0.0	0.0	0.00	0	0	0
Maximum:	0.0	0.0	0.0	0.0	0.00	0	0	0
%SI	100.00	100.00	100.00	100.00	100.00	0.00	0.00	0.00

# Daily Summary Report

## CT1 - NOx



From: 04/01/2019 00:00 To: 06/30/2019 23:59 Facility Name: COLUSA GENERATING STATION  
 Generated: 07/03/2019 08:38 Location: Maxwell, CA

Red = Invalid or Excluded Data | Green = Edited Status | Blue = Edited Value | \* = Excess Emission

Const. Value/Limit Tag:

	Unit CT1 NOX, Ppm 1 Hour(s)	Unit CT1 O2, Dry, Pct 1 Hour(s)	Unit CT1 HI, MBtuPerHr 1 Hour(s)	> Limit Unit CT1 NOX, Ppmvdc 1 Hour(s)	> Limit Unit CT1 NOX, Lb 1 Hour(s)	Unit CT1 UnitOn, TF 1 Hour(s)	Unit CT1 NormalOp, TF 1 Hour(s)	Unit CT1 DBOn, TF 1 Hour(s)
06/27/2019 00:00	0.0	0.0	0.0	0.0	0.00	0	0	0
06/27/2019 01:00	0.0	0.0	0.0	0.0	0.00	0	0	0
06/27/2019 02:00	0.0	0.0	0.0	0.0	0.00	0	0	0
06/27/2019 03:00	0.0	0.0	0.0	0.0	0.00	0	0	0
06/27/2019 04:00	0.0	0.0	0.0	0.0	0.00	0	0	0
06/27/2019 05:00	0.0	0.0	0.0	0.0	0.00	0	0	0
06/27/2019 06:00	0.0	0.0	0.0	0.0	0.00	0	0	0
06/27/2019 07:00	0.0	0.0	0.0	0.0	0.00	0	0	0
06/27/2019 08:00	0.0	0.0	0.0	0.0	0.00	0	0	0
06/27/2019 09:00	0.0	0.0	0.0	0.0	0.00	0	0	0
06/27/2019 10:00	0.0	0.0	0.0	0.0	0.00	0	0	0
06/27/2019 11:00	0.0	0.0	0.0	0.0	0.00	0	0	0
06/27/2019 12:00	0.0	0.0	0.0	0.0	0.00	0	0	0
06/27/2019 13:00	0.0	0.0	0.0	0.0	0.00	0	0	0
06/27/2019 14:00	0.0	0.0	0.0	0.0	0.00	0	0	0
06/27/2019 15:00	0.0	0.0	0.0	0.0	0.00	0	0	0
06/27/2019 16:00	0.0	0.0	0.0	0.0	0.00	0	0	0
06/27/2019 17:00	0.0	0.0	0.0	0.0	0.00	0	0	0
06/27/2019 18:00	0.0	0.0	0.0	0.0	0.00	0	0	0
06/27/2019 19:00	0.0	0.0	0.0	0.0	0.00	0	0	0
06/27/2019 20:00	0.0	0.0	0.0	0.0	0.00	0	0	0
06/27/2019 21:00	0.0	0.0	0.0	0.0	0.00	0	0	0
06/27/2019 22:00	0.0	0.0	0.0	0.0	0.00	0	0	0
06/27/2019 23:00	0.0	0.0	0.0	0.0	0.00	0	0	0
Average/Sum#:	0.0	0.0	0.0	0.0	0.00 #	0 #	0 #	0 #
Minimum:	0.0	0.0	0.0	0.0	0.00	0	0	0
Maximum:	0.0	0.0	0.0	0.0	0.00	0	0	0
%SI	100.00	100.00	100.00	100.00	100.00	0.00	0.00	0.00

# Daily Summary Report

## CT1 - NOx



From: 04/01/2019 00:00 To: 06/30/2019 23:59 Facility Name: COLUSA GENERATING STATION  
 Generated: 07/03/2019 08:38 Location: Maxwell, CA

Red = Invalid or Excluded Data | Green = Edited Status | Blue = Edited Value | \* = Excess Emission

Const. Value/Limit Tag:

	Unit CT1 NOx, Ppm 1 Hour(s)	Unit CT1 O2, Dry, Pct 1 Hour(s)	Unit CT1 HI, MBtuPerHr 1 Hour(s)	> Limit Unit CT1 NOx, Ppmvdc 1 Hour(s)	> Limit Unit CT1 NOx, Lb 1 Hour(s)	Unit CT1 UnitOn, TF 1 Hour(s)	Unit CT1 NormalOp, TF 1 Hour(s)	Unit CT1 DBOn, TF 1 Hour(s)
06/28/2019 00:00	0.0	0.0	0.0	0.0	0.00	0	0	0
06/28/2019 01:00	0.0	0.0	0.0	0.0	0.00	0	0	0
06/28/2019 02:00	0.0	0.0	0.0	0.0	0.00	0	0	0
06/28/2019 03:00	0.0	0.0	0.0	0.0	0.00	0	0	0
06/28/2019 04:00	0.0	0.0	0.0	0.0	0.00	0	0	0
06/28/2019 05:00	0.0	0.0	0.0	0.0	0.00	0	0	0
06/28/2019 06:00	0.0	0.0	0.0	0.0	0.00	0	0	0
06/28/2019 07:00	0.0	0.0	0.0	0.0	0.00	0	0	0
06/28/2019 08:00	0.0	0.0	0.0	0.0	0.00	0	0	0
06/28/2019 09:00	0.0	0.0	0.0	0.0	0.00	0	0	0
06/28/2019 10:00	0.0	0.0	0.0	0.0	0.00	0	0	0
06/28/2019 11:00	0.0	0.0	0.0	0.0	0.00	0	0	0
06/28/2019 12:00	0.0	0.0	0.0	0.0	0.00	0	0	0
06/28/2019 13:00	0.0	0.0	0.0	0.0	0.00	0	0	0
06/28/2019 14:00	0.0	0.0	0.0	0.0	0.00	0	0	0
06/28/2019 15:00	0.0	0.0	0.0	0.0	0.00	0	0	0
06/28/2019 16:00	0.0	0.0	0.0	0.0	0.00	0	0	0
06/28/2019 17:00	0.0	0.0	0.0	0.0	0.00	0	0	0
06/28/2019 18:00	0.0	0.0	0.0	0.0	0.00	0	0	0
06/28/2019 19:00	0.0	0.0	0.0	0.0	0.00	0	0	0
06/28/2019 20:00	0.0	0.0	0.0	0.0	0.00	0	0	0
06/28/2019 21:00	0.0	0.0	0.0	0.0	0.00	0	0	0
06/28/2019 22:00	0.0	0.0	0.0	0.0	0.00	0	0	0
06/28/2019 23:00	0.0	0.0	0.0	0.0	0.00	0	0	0
Average/Sum#:	0.0	0.0	0.0	0.0	0.00 #	0 #	0 #	0 #
Minimum:	0.0	0.0	0.0	0.0	0.00	0	0	0
Maximum:	0.0	0.0	0.0	0.0	0.00	0	0	0
%SI	100.00	100.00	100.00	100.00	100.00	0.00	0.00	0.00

# Daily Summary Report

## CT1 - NOx



From: 04/01/2019 00:00 To: 06/30/2019 23:59 Facility Name: COLUSA GENERATING STATION  
 Generated: 07/03/2019 08:38 Location: Maxwell, CA

Red = Invalid or Excluded Data | Green = Edited Status | Blue = Edited Value | \* = Excess Emission

Const. Value/Limit Tag:

	Unit CT1 NOx, Ppm 1 Hour(s)	Unit CT1 O2, Dry, Pct 1 Hour(s)	Unit CT1 HI, MBtuPerHr 1 Hour(s)	> Limit Unit CT1 NOx, Ppmvdc 1 Hour(s)	> Limit Unit CT1 NOx, Lb 1 Hour(s)	Unit CT1 UnitOn, TF 1 Hour(s)	Unit CT1 NormalOp, TF 1 Hour(s)	Unit CT1 DBOn, TF 1 Hour(s)
06/29/2019 00:00	0.0	0.0	0.0	0.0	0.00	0	0	0
06/29/2019 01:00	0.0	0.0	0.0	0.0	0.00	0	0	0
06/29/2019 02:00	0.0	0.0	0.0	0.0	0.00	0	0	0
06/29/2019 03:00	0.0	0.0	0.0	0.0	0.00	0	0	0
06/29/2019 04:00	0.0	0.0	0.0	0.0	0.00	0	0	0
06/29/2019 05:00	0.0	0.0	0.0	0.0	0.00	0	0	0
06/29/2019 06:00	0.0	0.0	0.0	0.0	0.00	0	0	0
06/29/2019 07:00	0.0	0.0	0.0	0.0	0.00	0	0	0
06/29/2019 08:00	0.0	0.0	0.0	0.0	0.00	0	0	0
06/29/2019 09:00	0.0	0.0	0.0	0.0	0.00	0	0	0
06/29/2019 10:00	0.0	0.0	0.0	0.0	0.00	0	0	0
06/29/2019 11:00	0.0	0.0	0.0	0.0	0.00	0	0	0
06/29/2019 12:00	0.0	0.0	0.0	0.0	0.00	0	0	0
06/29/2019 13:00	0.0	0.0	0.0	0.0	0.00	0	0	0
06/29/2019 14:00	0.0	0.0	0.0	0.0	0.00	0	0	0
06/29/2019 15:00	0.0	0.0	0.0	0.0	0.00	0	0	0
06/29/2019 16:00	0.0	0.0	0.0	0.0	0.00	0	0	0
06/29/2019 17:00	0.0	0.0	0.0	0.0	0.00	0	0	0
06/29/2019 18:00	0.0	0.0	0.0	0.0	0.00	0	0	0
06/29/2019 19:00	0.0	0.0	0.0	0.0	0.00	0	0	0
06/29/2019 20:00	0.0	0.0	0.0	0.0	0.00	0	0	0
06/29/2019 21:00	0.0	0.0	0.0	0.0	0.00	0	0	0
06/29/2019 22:00	0.0	0.0	0.0	0.0	0.00	0	0	0
06/29/2019 23:00	0.0	0.0	0.0	0.0	0.00	0	0	0
Average/Sum#:	0.0	0.0	0.0	0.0	0.00 #	0 #	0 #	0 #
Minimum:	0.0	0.0	0.0	0.0	0.00	0	0	0
Maximum:	0.0	0.0	0.0	0.0	0.00	0	0	0
%SI	100.00	100.00	100.00	100.00	100.00	0.00	0.00	0.00

# Daily Summary Report

## CT1 - NOx



From: 04/01/2019 00:00 To: 06/30/2019 23:59 Facility Name: COLUSA GENERATING STATION  
 Generated: 07/03/2019 08:38 Location: Maxwell, CA

Red = Invalid or Excluded Data | Green = Edited Status | Blue = Edited Value | \* = Excess Emission

Const. Value/Limit Tag:

	Unit CT1 NOX, Ppm 1 Hour(s)	Unit CT1 O2, Dry, Pct 1 Hour(s)	Unit CT1 HI, MBtuPerHr 1 Hour(s)	> Limit Unit CT1 NOX, Ppmvdc 1 Hour(s)	> Limit Unit CT1 NOX, Lb 1 Hour(s)	Unit CT1 UnitOn, TF 1 Hour(s)	Unit CT1 NormalOp, TF 1 Hour(s)	Unit CT1 DBOn, TF 1 Hour(s)
06/30/2019 00:00	0.0	0.0	0.0	0.0	0.00	0	0	0
06/30/2019 01:00	0.0	0.0	0.0	0.0	0.00	0	0	0
06/30/2019 02:00	0.0	0.0	0.0	0.0	0.00	0	0	0
06/30/2019 03:00	0.0	0.0	0.0	0.0	0.00	0	0	0
06/30/2019 04:00	0.0	0.0	0.0	0.0	0.00	0	0	0
06/30/2019 05:00	0.0	0.0	0.0	0.0	0.00	0	0	0
06/30/2019 06:00	0.0	0.0	0.0	0.0	0.00	0	0	0
06/30/2019 07:00	0.0	0.0	0.0	0.0	0.00	0	0	0
06/30/2019 08:00	0.0	0.0	0.0	0.0	0.00	0	0	0
06/30/2019 09:00	0.0	0.0	0.0	0.0	0.00	0	0	0
06/30/2019 10:00	0.0	0.0	0.0	0.0	0.00	0	0	0
06/30/2019 11:00	0.0	0.0	0.0	0.0	0.00	0	0	0
06/30/2019 12:00	0.0	0.0	0.0	0.0	0.00	0	0	0
06/30/2019 13:00	0.0	0.0	0.0	0.0	0.00	0	0	0
06/30/2019 14:00	0.0	0.0	0.0	0.0	0.00	0	0	0
06/30/2019 15:00	0.0	0.0	0.0	0.0	0.00	0	0	0
06/30/2019 16:00	0.0	0.0	0.0	0.0	0.00	0	0	0
06/30/2019 17:00	0.0	0.0	0.0	0.0	0.00	0	0	0
06/30/2019 18:00	0.0	0.0	0.0	0.0	0.00	0	0	0
06/30/2019 19:00	0.0	0.0	0.0	0.0	0.00	0	0	0
06/30/2019 20:00	0.0	0.0	0.0	0.0	0.00	0	0	0
06/30/2019 21:00	0.0	0.0	0.0	0.0	0.00	0	0	0
06/30/2019 22:00	0.0	0.0	0.0	0.0	0.00	0	0	0
06/30/2019 23:00	0.0	0.0	0.0	0.0	0.00	0	0	0
Average/Sum#:	0.0	0.0	0.0	0.0	0.00 #	0 #	0 #	0 #
Minimum:	0.0	0.0	0.0	0.0	0.00	0	0	0
Maximum:	0.0	0.0	0.0	0.0	0.00	0	0	0
%SI	100.00	100.00	100.00	100.00	100.00	0.00	0.00	0.00

# Excess Emission Report



## CT1 - NOx Lb 1-Day Block Average

From: 04/01/2019 00:00 To: 06/30/2019 23:59  
Generated: 07/03/2019 08:35

Facility Name: COLUSA GENERATING STATION  
Location: Maxwell, CA

Tag Name: CT1\_NOx\_Lb\_1D

Total Operating Time: 310.00 Hour(s)

No Exclusions Allowed

Non-Operating Time: 1,874.00 Hour(s) Report Time: 2,184.00 Hour(s)

No incidents have been reported for this reporting period. Data is 100% in compliance.

Total Operating Time:	310.00 Hour(s)
Total Duration (Online only):	0.00 Day(s)
Time in exceedance as a percentage of operating time:	0.00 %
Time in compliance as a percentage of operating time:	100.00 %



# Daily Summary Report

## CT2 - NOx



From: 04/01/2019 00:00 To: 06/30/2019 23:59 Facility Name: COLUSA GENERATING STATION  
 Generated: 07/03/2019 08:39 Location: Maxwell, CA

Red = Invalid or Excluded Data | Green = Edited Status | Blue = Edited Value | \* = Excess Emission

Const. Value/Limit Tag:	Unit CT2	Unit CT2	Unit CT2	> Limit	> Limit	Unit CT2	Unit CT2	Unit CT2
	NOx, Ppm	O2, Dry, Pct	HI, MBtuPerHr	Unit CT2	Unit CT2	UnitOn, TF	NormalOp, TF	DBOn, TF
	1 Hour(s)	1 Hour(s)	1 Hour(s)	NOx, Ppmvdc	NOx, Lb	1 Hour(s)	1 Hour(s)	1 Hour(s)
04/01/2019 00:00	1.0	13.8	1,381.1	0.8	4.10	1	1	0
04/01/2019 01:00	1.1	13.8	1,549.5	0.9	4.60	1	1	0
04/01/2019 02:00	1.0	13.8	1,530.8	0.8	4.60	1	1	0
04/01/2019 03:00	0.9	13.8	1,371.2	0.7	4.10	1	1	0
04/01/2019 04:00	1.1	13.8	1,540.5	0.9	4.60	1	1	1
04/01/2019 05:00	1.5	13.0	1,941.0	1.1	7.80	1	1	1
04/01/2019 06:00	1.2	12.6	2,040.4	0.9	6.10	1	1	1
04/01/2019 07:00	1.6	12.8	1,965.9	1.2	7.90	1	1	1
04/01/2019 08:00	1.0	13.9	1,411.4	0.8	4.20	1	1	0
04/01/2019 09:00	0.9	13.9	1,338.2	0.8	4.00	1	1	0
04/01/2019 10:00	0.8	13.9	1,299.6	0.7	2.60	1	1	0
04/01/2019 11:00	0.8	13.9	1,349.0	0.7	2.70	1	1	0
04/01/2019 12:00	1.0	13.9	1,454.4	0.8	4.40	1	1	0
04/01/2019 13:00	1.0	13.9	1,479.8	0.8	4.40	1	1	0
04/01/2019 14:00	1.2	13.9	1,633.6	1.0	6.50	1	1	0
04/01/2019 15:00	1.0	13.9	1,445.1	0.8	4.30	1	1	0
04/01/2019 16:00	1.4	13.3	1,794.3	1.1	7.20	1	1	1
04/01/2019 17:00	1.7	12.4	2,065.1	1.2	8.30	1	1	1
04/01/2019 18:00	1.6	12.2	2,117.9	1.1	8.50	1	1	1
04/01/2019 19:00	1.7	11.8	2,194.4	1.1	8.80	1	1	1
04/01/2019 20:00	1.7	11.9	2,188.3	1.1	8.80	1	1	1
04/01/2019 21:00	1.7	12.1	2,141.2	1.1	8.60	1	1	1
04/01/2019 22:00	3.0	13.4	1,506.0	2.4	10.47	1	0	1
04/01/2019 23:00	0.0	0.0	0.0	0.0	0.00	0	0	0
<b>Average/Sum#:</b>	1.3	13.3	1,684.3	1.0	137.57 #	23 #	22 #	11 #
<b>Minimum:</b>	0.8	11.8	1,299.6	0.7	2.60	0	0	0
<b>Maximum:</b>	3.0	13.9	2,194.4	2.4	10.47	1	1	1
<b>%SI</b>	4.17	4.17	4.17	4.17	4.17	0.00	0.00	0.00

# Daily Summary Report

## CT2 - NOx



From: 04/01/2019 00:00 To: 06/30/2019 23:59 Facility Name: COLUSA GENERATING STATION  
 Generated: 07/03/2019 08:39 Location: Maxwell, CA

Red = Invalid or Excluded Data | Green = Edited Status | Blue = Edited Value | \* = Excess Emission

Const. Value/Limit Tag:

	Unit CT2 NOx, Ppm 1 Hour(s)	Unit CT2 O2, Dry, Pct 1 Hour(s)	Unit CT2 HI, MBtuPerHr 1 Hour(s)	> Limit Unit CT2 NOx, Ppmvdc 1 Hour(s)	> Limit Unit CT2 NOx, Lb 1 Hour(s)	Unit CT2 UnitOn, TF 1 Hour(s)	Unit CT2 NormalOp, TF 1 Hour(s)	Unit CT2 DBOn, TF 1 Hour(s)
04/02/2019 00:00	0.0	0.0	0.0	0.0	0.00	0	0	0
04/02/2019 01:00	0.0	0.0	0.0	0.0	0.00	0	0	0
04/02/2019 02:00	0.0	0.0	0.0	0.0	0.00	0	0	0
04/02/2019 03:00	0.0	0.0	0.0	0.0	0.00	0	0	0
04/02/2019 04:00	0.0	0.0	0.0	0.0	0.00	0	0	0
04/02/2019 05:00	0.0	0.0	0.0	0.0	0.00	0	0	0
04/02/2019 06:00	0.0	0.0	0.0	0.0	0.00	0	0	0
04/02/2019 07:00	0.0	0.0	0.0	0.0	0.00	0	0	0
04/02/2019 08:00	0.0	0.0	0.0	0.0	0.00	0	0	0
04/02/2019 09:00	0.0	0.0	0.0	0.0	0.00	0	0	0
04/02/2019 10:00	0.0	0.0	0.0	0.0	0.00	0	0	0
04/02/2019 11:00	0.0	0.0	0.0	0.0	0.00	0	0	0
04/02/2019 12:00	0.0	0.0	0.0	0.0	0.00	0	0	0
04/02/2019 13:00	0.0	0.0	0.0	0.0	0.00	0	0	0
04/02/2019 14:00	0.0	0.0	0.0	0.0	0.00	0	0	0
04/02/2019 15:00	0.0	0.0	0.0	0.0	0.00	0	0	0
04/02/2019 16:00	0.0	0.0	0.0	0.0	0.00	0	0	0
04/02/2019 17:00	30.2	17.7	438.8	55.7	52.20	1	0	0
04/02/2019 18:00	12.4	17.0	520.3	18.8	35.90	1	0	0
04/02/2019 19:00	10.4	15.5	834.8	11.4	35.10	1	0	0
04/02/2019 20:00	0.8	13.9	1,407.5	0.7	2.80	1	1	0
04/02/2019 21:00	0.9	13.9	1,355.3	0.8	4.10	1	1	0
04/02/2019 22:00	0.9	13.9	1,347.1	0.8	4.00	1	1	0
04/02/2019 23:00	0.9	13.9	1,346.1	0.8	4.00	1	1	0
<b>Average/Sum#:</b>	8.1	15.1	1,035.7	12.7	138.10 #	7 #	4 #	0 #
<b>Minimum:</b>	0.8	13.9	438.8	0.7	2.80	0	0	0
<b>Maximum:</b>	30.2	17.7	1,407.5	55.7	52.20	1	1	0
<b>%SI</b>	70.83	70.83	70.83	70.83	70.83	0.00	0.00	0.00

# Daily Summary Report

## CT2 - NOx



From: 04/01/2019 00:00 To: 06/30/2019 23:59 Facility Name: COLUSA GENERATING STATION  
 Generated: 07/03/2019 08:39 Location: Maxwell, CA

Red = Invalid or Excluded Data | Green = Edited Status | Blue = Edited Value | \* = Excess Emission

Const. Value/Limit Tag:

	Unit CT2 NOX, Ppm 1 Hour(s)	Unit CT2 O2, Dry, Pct 1 Hour(s)	Unit CT2 HI, MBtuPerHr 1 Hour(s)	> Limit Unit CT2 NOX, Ppmvdc 1 Hour(s)	> Limit Unit CT2 NOx, Lb 1 Hour(s)	Unit CT2 UnitOn, TF 1 Hour(s)	Unit CT2 NormalOp, TF 1 Hour(s)	Unit CT2 DBOn, TF 1 Hour(s)
04/03/2019 00:00	0.9	13.8	1,349.4	0.7	4.00	1	1	0
04/03/2019 01:00	0.9	13.8	1,355.8	0.7	4.10	1	1	0
04/03/2019 02:00	1.0	13.8	1,538.4	0.8	4.60	1	1	0
04/03/2019 03:00	1.0	13.8	1,487.7	0.8	4.50	1	1	0
04/03/2019 04:00	1.0	13.8	1,458.2	0.8	4.40	1	1	0
04/03/2019 05:00	1.1	13.8	1,682.0	0.9	5.00	1	1	0
04/03/2019 06:00	1.0	13.8	1,596.1	0.8	4.80	1	1	0
04/03/2019 07:00	0.9	13.8	1,298.8	0.7	3.90	1	1	0
04/03/2019 08:00	0.9	13.8	1,303.5	0.7	3.90	1	1	0
04/03/2019 09:00	0.9	13.8	1,398.1	0.7	4.20	1	1	0
04/03/2019 10:00	1.0	13.8	1,466.5	0.8	4.40	1	1	0
04/03/2019 11:00	0.9	13.9	1,330.1	0.8	4.00	1	1	0
04/03/2019 12:00	0.9	13.9	1,292.7	0.8	3.90	1	1	0
04/03/2019 13:00	0.9	13.9	1,300.4	0.8	3.90	1	1	0
04/03/2019 14:00	1.0	13.9	1,492.6	0.8	4.50	1	1	0
04/03/2019 15:00	0.9	13.9	1,368.8	0.8	4.10	1	1	0
04/03/2019 16:00	1.0	13.9	1,502.5	0.8	4.50	1	1	0
04/03/2019 17:00	1.1	13.8	1,523.3	0.9	4.60	1	1	1
04/03/2019 18:00	1.6	13.0	1,922.7	1.2	7.70	1	1	1
04/03/2019 19:00	1.7	12.5	2,046.5	1.2	8.20	1	1	1
04/03/2019 20:00	1.7	12.1	2,131.3	1.1	8.50	1	1	1
04/03/2019 21:00	1.7	12.1	2,136.8	1.1	8.50	1	1	1
04/03/2019 22:00	1.6	12.9	1,947.2	1.2	7.80	1	1	1
04/03/2019 23:00	1.5	13.0	1,910.7	1.1	7.60	1	1	1
<b>Average/Sum#:</b>	1.1	13.5	1,576.7	0.9	125.60 #	24 #	24 #	7 #
<b>Minimum:</b>	0.9	12.1	1,292.7	0.7	3.90	1	1	0
<b>Maximum:</b>	1.7	13.9	2,136.8	1.2	8.50	1	1	1
<b>%SI</b>	0.00	0.00	0.00	0.00	0.00	0.00	0.00	0.00

# Daily Summary Report

## CT2 - NOx



From: 04/01/2019 00:00 To: 06/30/2019 23:59 Facility Name: COLUSA GENERATING STATION  
 Generated: 07/03/2019 08:39 Location: Maxwell, CA

Red = Invalid or Excluded Data | Green = Edited Status | Blue = Edited Value | \* = Excess Emission

Const. Value/Limit Tag:

	Unit CT2 NOx, Ppm 1 Hour(s)	Unit CT2 O2, Dry, Pct 1 Hour(s)	Unit CT2 HI, MBtuPerHr 1 Hour(s)	> Limit Unit CT2 NOx, Ppmvdc 1 Hour(s)	> Limit Unit CT2 NOx, Lb 1 Hour(s)	Unit CT2 UnitOn, TF 1 Hour(s)	Unit CT2 NormalOp, TF 1 Hour(s)	Unit CT2 DBOn, TF 1 Hour(s)
04/04/2019 00:00	1.0	13.8	1,534.7	0.8	4.60	1	1	0
04/04/2019 01:00	1.0	13.8	1,445.1	0.8	4.30	1	1	0
04/04/2019 02:00	1.0	13.8	1,512.8	0.8	4.50	1	1	0
04/04/2019 03:00	1.1	13.8	1,521.3	0.9	4.60	1	1	0
04/04/2019 04:00	0.9	13.8	1,361.3	0.7	4.10	1	1	0
04/04/2019 05:00	1.2	13.8	1,640.2	1.0	6.60	1	1	0
04/04/2019 06:00	1.2	13.8	1,681.0	1.0	6.70	1	1	0
04/04/2019 07:00	1.2	13.8	1,642.9	1.0	6.60	1	1	0
04/04/2019 08:00	0.9	13.9	1,320.3	0.8	4.00	1	1	0
04/04/2019 09:00	1.0	13.8	1,474.7	0.8	4.40	1	1	0
04/04/2019 10:00	0.9	13.9	1,298.8	0.8	3.90	1	1	0
04/04/2019 11:00	0.9	13.9	1,345.3	0.8	4.00	1	1	0
04/04/2019 12:00	1.0	13.9	1,371.2	0.8	4.10	1	1	0
04/04/2019 13:00	0.9	13.9	1,293.5	0.8	3.90	1	1	0
04/04/2019 14:00	1.0	13.9	1,380.7	0.8	4.10	1	1	0
04/04/2019 15:00	0.9	13.9	1,296.7	0.8	3.90	1	1	0
04/04/2019 16:00	1.1	13.9	1,622.6	0.9	4.90	1	1	0
04/04/2019 17:00	1.2	13.8	1,640.6	1.0	6.60	1	1	1
04/04/2019 18:00	1.5	13.2	1,892.5	1.1	7.60	1	1	1
04/04/2019 19:00	1.6	12.5	2,057.7	1.1	8.20	1	1	1
04/04/2019 20:00	1.7	12.2	2,133.0	1.2	8.50	1	1	1
04/04/2019 21:00	1.6	12.5	2,045.3	1.1	8.20	1	1	1
04/04/2019 22:00	1.1	13.7	1,489.4	0.9	4.50	1	1	1
04/04/2019 23:00	0.9	13.9	1,309.7	0.8	3.90	1	1	0
<b>Average/Sum#:</b>	1.1	13.6	1,554.6	0.9	126.70 #	24 #	24 #	6 #
<b>Minimum:</b>	0.9	12.2	1,293.5	0.7	3.90	1	1	0
<b>Maximum:</b>	1.7	13.9	2,133.0	1.2	8.50	1	1	1
<b>%SI</b>	0.00	0.00	0.00	0.00	0.00	0.00	0.00	0.00

# Daily Summary Report

## CT2 - NOx



From: 04/01/2019 00:00 To: 06/30/2019 23:59 Facility Name: COLUSA GENERATING STATION  
 Generated: 07/03/2019 08:39 Location: Maxwell, CA

Red = Invalid or Excluded Data | Green = Edited Status | Blue = Edited Value | \* = Excess Emission

Const. Value/Limit Tag:

	Unit CT2 NOX, Ppm 1 Hour(s)	Unit CT2 O2, Dry, Pct 1 Hour(s)	Unit CT2 HI, MBtuPerHr 1 Hour(s)	> Limit Unit CT2 NOX, Ppmvdc 1 Hour(s)	> Limit Unit CT2 NOx, Lb 1 Hour(s)	Unit CT2 UnitOn, TF 1 Hour(s)	Unit CT2 NormalOp, TF 1 Hour(s)	Unit CT2 DBOn, TF 1 Hour(s)
04/05/2019 00:00	0.9	13.9	1,312.3	0.8	3.90	1	1	0
04/05/2019 01:00	0.9	13.9	1,355.5	0.8	4.10	1	1	0
04/05/2019 02:00	1.0	13.8	1,399.2	0.8	4.20	1	1	0
04/05/2019 03:00	0.9	13.9	1,320.1	0.8	4.00	1	1	0
04/05/2019 04:00	0.9	13.8	1,289.3	0.7	3.90	1	1	0
04/05/2019 05:00	1.1	13.8	1,652.5	0.9	5.00	1	1	0
04/05/2019 06:00	0.8	13.8	1,300.9	0.7	2.60	1	1	0
04/05/2019 07:00	0.9	13.8	1,335.1	0.7	4.00	1	1	0
04/05/2019 08:00	1.1	13.8	1,578.5	0.9	4.70	1	1	0
04/05/2019 09:00	1.1	13.8	1,579.4	0.9	4.70	1	1	0
04/05/2019 10:00	1.1	13.8	1,648.1	0.9	4.90	1	1	0
04/05/2019 11:00	1.1	13.8	1,634.5	0.9	4.90	1	1	0
04/05/2019 12:00	1.1	13.8	1,666.1	0.9	5.00	1	1	0
04/05/2019 13:00	1.2	13.8	1,649.3	1.0	6.60	1	1	0
04/05/2019 14:00	1.0	13.9	1,475.5	0.8	4.40	1	1	0
04/05/2019 15:00	1.1	13.9	1,624.8	0.9	4.90	1	1	0
04/05/2019 16:00	1.1	13.8	1,641.5	0.9	4.90	1	1	0
04/05/2019 17:00	0.9	13.9	1,314.6	0.8	3.90	1	1	0
04/05/2019 18:00	1.1	13.8	1,620.4	0.9	4.90	1	1	0
04/05/2019 19:00	1.4	13.4	1,812.0	1.1	7.20	1	1	1
04/05/2019 20:00	1.6	12.6	2,023.5	1.1	8.10	1	1	1
04/05/2019 21:00	3.1	14.2	1,245.9	2.7	6.88	1	0	1
04/05/2019 22:00	0.0	0.0	0.0	0.0	0.00	0	0	0
04/05/2019 23:00	0.0	0.0	0.0	0.0	0.00	0	0	0
<b>Average/Sum#:</b>	1.2	13.8	1,521.8	1.0	107.68 #	22 #	21 #	3 #
<b>Minimum:</b>	0.8	12.6	1,245.9	0.7	2.60	0	0	0
<b>Maximum:</b>	3.1	14.2	2,023.5	2.7	8.10	1	1	1
<b>%SI</b>	8.33	8.33	8.33	8.33	8.33	0.00	0.00	0.00

# Daily Summary Report

## CT2 - NOx



From: 04/01/2019 00:00 To: 06/30/2019 23:59 Facility Name: COLUSA GENERATING STATION  
 Generated: 07/03/2019 08:39 Location: Maxwell, CA

Red = Invalid or Excluded Data | Green = Edited Status | Blue = Edited Value | \* = Excess Emission

Const. Value/Limit Tag:

	Unit CT2 NOX, Ppm 1 Hour(s)	Unit CT2 O2, Dry, Pct 1 Hour(s)	Unit CT2 HI, MBtuPerHr 1 Hour(s)	> Limit Unit CT2 NOX, Ppmvdc 1 Hour(s)	> Limit Unit CT2 NOX, Lb 1 Hour(s)	Unit CT2 UnitOn, TF 1 Hour(s)	Unit CT2 NormalOp, TF 1 Hour(s)	Unit CT2 DBOn, TF 1 Hour(s)
04/06/2019 00:00	0.0	0.0	0.0	0.0	0.00	0	0	0
04/06/2019 01:00	0.0	0.0	0.0	0.0	0.00	0	0	0
04/06/2019 02:00	0.0	0.0	0.0	0.0	0.00	0	0	0
04/06/2019 03:00	0.0	0.0	0.0	0.0	0.00	0	0	0
04/06/2019 04:00	0.0	0.0	0.0	0.0	0.00	0	0	0
04/06/2019 05:00	0.0	0.0	0.0	0.0	0.00	0	0	0
04/06/2019 06:00	0.0	0.0	0.0	0.0	0.00	0	0	0
04/06/2019 07:00	0.0	0.0	0.0	0.0	0.00	0	0	0
04/06/2019 08:00	0.0	0.0	0.0	0.0	0.00	0	0	0
04/06/2019 09:00	0.0	0.0	0.0	0.0	0.00	0	0	0
04/06/2019 10:00	0.0	0.0	0.0	0.0	0.00	0	0	0
04/06/2019 11:00	0.0	0.0	0.0	0.0	0.00	0	0	0
04/06/2019 12:00	0.0	0.0	0.0	0.0	0.00	0	0	0
04/06/2019 13:00	0.0	0.0	0.0	0.0	0.00	0	0	0
04/06/2019 14:00	0.0	0.0	0.0	0.0	0.00	0	0	0
04/06/2019 15:00	0.0	0.0	0.0	0.0	0.00	0	0	0
04/06/2019 16:00	30.6	17.6	448.6	54.7	52.55	1	0	0
04/06/2019 17:00	11.4	17.1	520.1	17.7	33.80	1	0	0
04/06/2019 18:00	5.7	14.9	1,061.1	5.6	22.30	1	0	0
04/06/2019 19:00	1.3	13.4	1,748.3	1.0	7.00	1	1	1
04/06/2019 20:00	1.3	13.3	1,648.8	1.0	6.60	1	1	1
04/06/2019 21:00	1.0	13.8	1,491.7	0.8	4.50	1	1	0
04/06/2019 22:00	1.0	13.9	1,429.9	0.8	4.30	1	1	0
04/06/2019 23:00	1.0	13.9	1,379.3	0.8	4.10	1	1	0
<b>Average/Sum#:</b>	6.7	14.7	1,216.0	10.3	135.15 #	8 #	5 #	2 #
<b>Minimum:</b>	1.0	13.3	448.6	0.8	4.10	0	0	0
<b>Maximum:</b>	30.6	17.6	1,748.3	54.7	52.55	1	1	1
<b>%SI</b>	66.67	66.67	66.67	66.67	66.67	0.00	0.00	0.00

# Daily Summary Report

## CT2 - NOx



From: 04/01/2019 00:00 To: 06/30/2019 23:59 Facility Name: COLUSA GENERATING STATION  
 Generated: 07/03/2019 08:39 Location: Maxwell, CA

Red = Invalid or Excluded Data | Green = Edited Status | Blue = Edited Value | \* = Excess Emission

Const. Value/Limit Tag:

	Unit CT2 NOx, Ppm 1 Hour(s)	Unit CT2 O2, Dry, Pct 1 Hour(s)	Unit CT2 HI, MBtuPerHr 1 Hour(s)	> Limit Unit CT2 NOx, Ppmvdc 1 Hour(s)	> Limit Unit CT2 NOx, Lb 1 Hour(s)	Unit CT2 UnitOn, TF 1 Hour(s)	Unit CT2 NormalOp, TF 1 Hour(s)	Unit CT2 DBOn, TF 1 Hour(s)
04/07/2019 00:00	1.0	13.9	1,376.4	0.8	4.10	1	1	0
04/07/2019 01:00	4.5	16.0	494.9	5.4	1.98	1	0	0
04/07/2019 02:00	0.0	0.0	0.0	0.0	0.00	0	0	0
04/07/2019 03:00	0.0	0.0	0.0	0.0	0.00	0	0	0
04/07/2019 04:00	0.0	0.0	0.0	0.0	0.00	0	0	0
04/07/2019 05:00	0.0	0.0	0.0	0.0	0.00	0	0	0
04/07/2019 06:00	0.0	0.0	0.0	0.0	0.00	0	0	0
04/07/2019 07:00	0.0	0.0	0.0	0.0	0.00	0	0	0
04/07/2019 08:00	0.0	0.0	0.0	0.0	0.00	0	0	0
04/07/2019 09:00	0.0	0.0	0.0	0.0	0.00	0	0	0
04/07/2019 10:00	0.0	0.0	0.0	0.0	0.00	0	0	0
04/07/2019 11:00	0.0	0.0	0.0	0.0	0.00	0	0	0
04/07/2019 12:00	0.0	0.0	0.0	0.0	0.00	0	0	0
04/07/2019 13:00	0.0	0.0	0.0	0.0	0.00	0	0	0
04/07/2019 14:00	31.5	17.5	456.7	54.7	57.83	1	0	0
04/07/2019 15:00	8.7	17.0	523.2	13.2	25.10	1	0	0
04/07/2019 16:00	7.5	14.9	1,049.4	7.4	28.30	1	0	0
04/07/2019 17:00	1.2	13.4	1,624.2	0.9	4.90	1	1	1
04/07/2019 18:00	1.6	12.7	1,937.7	1.2	7.80	1	1	1
04/07/2019 19:00	1.1	13.8	1,629.6	0.9	4.90	1	1	0
04/07/2019 20:00	1.1	13.8	1,555.4	0.9	4.70	1	1	0
04/07/2019 21:00	1.0	13.8	1,397.5	0.8	4.20	1	1	0
04/07/2019 22:00	0.9	13.9	1,310.2	0.8	3.90	1	1	0
04/07/2019 23:00	0.9	13.9	1,348.4	0.8	4.00	1	1	0
<b>Average/Sum#:</b>	5.1	14.6	1,225.3	7.3	151.71 #	12 #	8 #	2 #
<b>Minimum:</b>	0.9	12.7	456.7	0.8	1.98	0	0	0
<b>Maximum:</b>	31.5	17.5	1,937.7	54.7	57.83	1	1	1
<b>%SI</b>	50.00	50.00	50.00	50.00	50.00	0.00	0.00	0.00

# Daily Summary Report

## CT2 - NOx



From: 04/01/2019 00:00 To: 06/30/2019 23:59 Facility Name: COLUSA GENERATING STATION  
 Generated: 07/03/2019 08:39 Location: Maxwell, CA

Red = Invalid or Excluded Data | Green = Edited Status | Blue = Edited Value | \* = Excess Emission

Const. Value/Limit Tag:

	Unit CT2 NOx, Ppm 1 Hour(s)	Unit CT2 O2, Dry, Pct 1 Hour(s)	Unit CT2 HI, MBtuPerHr 1 Hour(s)	> Limit Unit CT2 NOx, Ppmvdc 1 Hour(s)	> Limit Unit CT2 NOx, Lb 1 Hour(s)	Unit CT2 UnitOn, TF 1 Hour(s)	Unit CT2 NormalOp, TF 1 Hour(s)	Unit CT2 DBOn, TF 1 Hour(s)
04/08/2019 00:00	0.9	13.9	1,349.1	0.8	4.00	1	1	0
04/08/2019 01:00	1.0	13.8	1,389.9	0.8	4.20	1	1	0
04/08/2019 02:00	1.0	13.8	1,354.2	0.8	4.10	1	1	0
04/08/2019 03:00	0.9	13.8	1,289.1	0.7	3.90	1	1	0
04/08/2019 04:00	1.1	13.8	1,592.7	0.9	4.80	1	1	0
04/08/2019 05:00	1.1	13.8	1,598.9	0.9	4.80	1	1	0
04/08/2019 06:00	1.2	13.8	1,672.6	1.0	6.70	1	1	0
04/08/2019 07:00	1.0	13.8	1,459.6	0.8	4.40	1	1	0
04/08/2019 08:00	1.1	13.8	1,492.9	0.9	4.50	1	1	0
04/08/2019 09:00	1.0	13.8	1,390.0	0.8	4.20	1	1	0
04/08/2019 10:00	1.1	13.8	1,493.2	0.9	4.50	1	1	0
04/08/2019 11:00	1.0	13.8	1,375.4	0.8	4.10	1	1	0
04/08/2019 12:00	1.1	13.8	1,524.0	0.9	4.60	1	1	0
04/08/2019 13:00	0.9	13.9	1,322.9	0.8	4.00	1	1	0
04/08/2019 14:00	1.0	13.8	1,430.7	0.8	4.30	1	1	0
04/08/2019 15:00	1.2	13.8	1,594.4	1.0	6.40	1	1	0
04/08/2019 16:00	0.9	13.9	1,350.2	0.8	4.10	1	1	0
04/08/2019 17:00	1.1	13.8	1,623.9	0.9	4.90	1	1	0
04/08/2019 18:00	1.1	13.8	1,623.2	0.9	4.90	1	1	0
04/08/2019 19:00	1.2	13.8	1,682.9	1.0	6.70	1	1	1
04/08/2019 20:00	1.5	13.0	1,935.5	1.1	7.70	1	1	1
04/08/2019 21:00	1.6	12.5	2,056.7	1.1	8.20	1	1	1
04/08/2019 22:00	1.5	13.1	1,925.1	1.1	7.70	1	1	1
04/08/2019 23:00	4.6	15.4	729.4	4.9	3.67	1	0	0
<b>Average/Sum#:</b>	1.3	13.8	1,510.7	1.1	121.37 #	24 #	23 #	4 #
<b>Minimum:</b>	0.9	12.5	729.4	0.7	3.67	1	0	0
<b>Maximum:</b>	4.6	15.4	2,056.7	4.9	8.20	1	1	1
<b>%SI</b>	0.00	0.00	0.00	0.00	0.00	0.00	0.00	0.00



# Daily Summary Report

## CT2 - NOx



From: 04/01/2019 00:00 To: 06/30/2019 23:59 Facility Name: COLUSA GENERATING STATION  
 Generated: 07/03/2019 08:39 Location: Maxwell, CA

Red = Invalid or Excluded Data | Green = Edited Status | Blue = Edited Value | \* = Excess Emission

Const. Value/Limit Tag:

	Unit CT2 NOx, Ppm 1 Hour(s)	Unit CT2 O2, Dry, Pct 1 Hour(s)	Unit CT2 HI, MBtuPerHr 1 Hour(s)	> Limit Unit CT2 NOx, Ppmvdc 1 Hour(s)	> Limit Unit CT2 NOx, Lb 1 Hour(s)	Unit CT2 UnitOn, TF 1 Hour(s)	Unit CT2 NormalOp, TF 1 Hour(s)	Unit CT2 DBOn, TF 1 Hour(s)
04/09/2019 00:00	0.0	0.0	0.0	0.0	0.00	0	0	0
04/09/2019 01:00	0.0	0.0	0.0	0.0	0.00	0	0	0
04/09/2019 02:00	0.0	0.0	0.0	0.0	0.00	0	0	0
04/09/2019 03:00	0.0	0.0	0.0	0.0	0.00	0	0	0
04/09/2019 04:00	0.0	0.0	0.0	0.0	0.00	0	0	0
04/09/2019 05:00	0.0	0.0	0.0	0.0	0.00	0	0	0
04/09/2019 06:00	0.0	0.0	0.0	0.0	0.00	0	0	0
04/09/2019 07:00	0.0	0.0	0.0	0.0	0.00	0	0	0
04/09/2019 08:00	0.0	0.0	0.0	0.0	0.00	0	0	0
04/09/2019 09:00	0.0	0.0	0.0	0.0	0.00	0	0	0
04/09/2019 10:00	0.0	0.0	0.0	0.0	0.00	0	0	0
04/09/2019 11:00	0.0	0.0	0.0	0.0	0.00	0	0	0
04/09/2019 12:00	0.0	0.0	0.0	0.0	0.00	0	0	0
04/09/2019 13:00	0.0	0.0	0.0	0.0	0.00	0	0	0
04/09/2019 14:00	0.0	0.0	0.0	0.0	0.00	0	0	0
04/09/2019 15:00	0.0	0.0	0.0	0.0	0.00	0	0	0
04/09/2019 16:00	0.0	0.0	0.0	0.0	0.00	0	0	0
04/09/2019 17:00	0.0	0.0	0.0	0.0	0.00	0	0	0
04/09/2019 18:00	0.0	0.0	0.0	0.0	0.00	0	0	0
04/09/2019 19:00	0.0	0.0	0.0	0.0	0.00	0	0	0
04/09/2019 20:00	0.0	0.0	0.0	0.0	0.00	0	0	0
04/09/2019 21:00	0.0	0.0	0.0	0.0	0.00	0	0	0
04/09/2019 22:00	0.0	0.0	0.0	0.0	0.00	0	0	0
04/09/2019 23:00	0.0	0.0	0.0	0.0	0.00	0	0	0
Average/Sum#:	0.0	0.0	0.0	0.0	0.00 #	0 #	0 #	0 #
Minimum:	0.0	0.0	0.0	0.0	0.00	0	0	0
Maximum:	0.0	0.0	0.0	0.0	0.00	0	0	0
%SI	100.00	100.00	100.00	100.00	100.00	0.00	0.00	0.00

# Daily Summary Report

## CT2 - NOx



From: 04/01/2019 00:00 To: 06/30/2019 23:59 Facility Name: COLUSA GENERATING STATION  
 Generated: 07/03/2019 08:39 Location: Maxwell, CA

Red = Invalid or Excluded Data | Green = Edited Status | Blue = Edited Value | \* = Excess Emission

Const. Value/Limit Tag:

	Unit CT2 NOx, Ppm 1 Hour(s)	Unit CT2 O2, Dry, Pct 1 Hour(s)	Unit CT2 HI, MBtuPerHr 1 Hour(s)	> Limit Unit CT2 NOx, Ppmvdc 1 Hour(s)	> Limit Unit CT2 NOx, Lb 1 Hour(s)	Unit CT2 UnitOn, TF 1 Hour(s)	Unit CT2 NormalOp, TF 1 Hour(s)	Unit CT2 DBOn, TF 1 Hour(s)
04/10/2019 00:00	0.0	0.0	0.0	0.0	0.00	0	0	0
04/10/2019 01:00	0.0	0.0	0.0	0.0	0.00	0	0	0
04/10/2019 02:00	0.0	0.0	0.0	0.0	0.00	0	0	0
04/10/2019 03:00	0.0	0.0	0.0	0.0	0.00	0	0	0
04/10/2019 04:00	0.0	0.0	0.0	0.0	0.00	0	0	0
04/10/2019 05:00	0.0	0.0	0.0	0.0	0.00	0	0	0
04/10/2019 06:00	0.0	0.0	0.0	0.0	0.00	0	0	0
04/10/2019 07:00	0.0	0.0	0.0	0.0	0.00	0	0	0
04/10/2019 08:00	0.0	0.0	0.0	0.0	0.00	0	0	0
04/10/2019 09:00	0.0	0.0	0.0	0.0	0.00	0	0	0
04/10/2019 10:00	0.0	0.0	0.0	0.0	0.00	0	0	0
04/10/2019 11:00	0.0	0.0	0.0	0.0	0.00	0	0	0
04/10/2019 12:00	0.0	0.0	0.0	0.0	0.00	0	0	0
04/10/2019 13:00	0.0	0.0	0.0	0.0	0.00	0	0	0
04/10/2019 14:00	0.0	0.0	0.0	0.0	0.00	0	0	0
04/10/2019 15:00	0.0	0.0	0.0	0.0	0.00	0	0	0
04/10/2019 16:00	0.0	0.0	0.0	0.0	0.00	0	0	0
04/10/2019 17:00	31.4	17.6	458.8	56.1	63.65	1	0	0
04/10/2019 18:00	13.9	17.1	521.0	21.6	41.70	1	0	0
04/10/2019 19:00	11.6	16.5	673.1	15.6	38.40	1	0	0
04/10/2019 20:00	2.0	14.0	1,411.4	1.7	8.50	1	0	0
04/10/2019 21:00	0.9	14.0	1,395.9	0.8	4.20	1	1	0
04/10/2019 22:00	0.9	13.9	1,390.8	0.8	4.20	1	1	0
04/10/2019 23:00	0.8	14.0	1,359.0	0.7	4.10	1	1	0
<b>Average/Sum#:</b>	8.8	15.3	1,030.0	13.9	164.75 #	7 #	3 #	0 #
<b>Minimum:</b>	0.8	13.9	458.8	0.7	4.10	0	0	0
<b>Maximum:</b>	31.4	17.6	1,411.4	56.1	63.65	1	1	0
<b>%SI</b>	70.83	70.83	70.83	70.83	70.83	0.00	0.00	0.00

# Daily Summary Report

## CT2 - NOx



From: 04/01/2019 00:00 To: 06/30/2019 23:59 Facility Name: COLUSA GENERATING STATION  
 Generated: 07/03/2019 08:39 Location: Maxwell, CA

Red = Invalid or Excluded Data | Green = Edited Status | Blue = Edited Value | \* = Excess Emission

Const. Value/Limit Tag:

	Unit CT2 NOx, Ppm 1 Hour(s)	Unit CT2 O2, Dry, Pct 1 Hour(s)	Unit CT2 HI, MBtuPerHr 1 Hour(s)	> Limit Unit CT2 NOx, Ppmvdc 1 Hour(s)	> Limit Unit CT2 NOx, Lb 1 Hour(s)	Unit CT2 UnitOn, TF 1 Hour(s)	Unit CT2 NormalOp, TF 1 Hour(s)	Unit CT2 DBOn, TF 1 Hour(s)
04/11/2019 00:00	0.8	14.0	1,358.0	0.7	4.10	1	1	0
04/11/2019 01:00	0.8	14.0	1,357.9	0.7	4.10	1	1	0
04/11/2019 02:00	0.8	14.0	1,356.1	0.7	4.10	1	1	0
04/11/2019 03:00	0.8	14.0	1,364.4	0.7	4.10	1	1	0
04/11/2019 04:00	0.8	14.0	1,376.2	0.7	4.10	1	1	0
04/11/2019 05:00	1.5	13.0	1,964.8	1.1	7.90	1	1	1
04/11/2019 06:00	1.5	13.1	1,921.2	1.1	7.70	1	1	1
04/11/2019 07:00	4.8	15.9	592.9	5.7	2.88	1	0	0
04/11/2019 08:00	0.0	0.0	0.0	0.0	0.00	0	0	0
04/11/2019 09:00	0.0	0.0	0.0	0.0	0.00	0	0	0
04/11/2019 10:00	0.0	0.0	0.0	0.0	0.00	0	0	0
04/11/2019 11:00	0.0	0.0	0.0	0.0	0.00	0	0	0
04/11/2019 12:00	0.0	0.0	0.0	0.0	0.00	0	0	0
04/11/2019 13:00	0.0	0.0	0.0	0.0	0.00	0	0	0
04/11/2019 14:00	0.0	0.0	0.0	0.0	0.00	0	0	0
04/11/2019 15:00	0.0	0.0	0.0	0.0	0.00	0	0	0
04/11/2019 16:00	0.0	0.0	0.0	0.0	0.00	0	0	0
04/11/2019 17:00	0.0	0.0	0.0	0.0	0.00	0	0	0
04/11/2019 18:00	0.0	0.0	0.0	0.0	0.00	0	0	0
04/11/2019 19:00	0.0	0.0	0.0	0.0	0.00	0	0	0
04/11/2019 20:00	0.0	0.0	0.0	0.0	0.00	0	0	0
04/11/2019 21:00	0.0	0.0	0.0	0.0	0.00	0	0	0
04/11/2019 22:00	0.0	0.0	0.0	0.0	0.00	0	0	0
04/11/2019 23:00	0.0	0.0	0.0	0.0	0.00	0	0	0
<b>Average/Sum#:</b>	1.5	14.0	1,411.4	1.4	38.98 #	8 #	7 #	2 #
<b>Minimum:</b>	0.8	13.0	592.9	0.7	2.88	0	0	0
<b>Maximum:</b>	4.8	15.9	1,964.8	5.7	7.90	1	1	1
<b>%SI</b>	66.67	66.67	66.67	66.67	66.67	0.00	0.00	0.00

# Daily Summary Report

## CT2 - NOx



From: 04/01/2019 00:00 To: 06/30/2019 23:59 Facility Name: COLUSA GENERATING STATION  
 Generated: 07/03/2019 08:39 Location: Maxwell, CA

Red = Invalid or Excluded Data | Green = Edited Status | Blue = Edited Value | \* = Excess Emission

Const. Value/Limit Tag:

	Unit CT2 NOX, Ppm 1 Hour(s)	Unit CT2 O2, Dry, Pct 1 Hour(s)	Unit CT2 HI, MBtuPerHr 1 Hour(s)	> Limit Unit CT2 NOX, Ppmvdc 1 Hour(s)	> Limit Unit CT2 NOX, Lb 1 Hour(s)	Unit CT2 UnitOn, TF 1 Hour(s)	Unit CT2 NormalOp, TF 1 Hour(s)	Unit CT2 DBOn, TF 1 Hour(s)
04/12/2019 00:00	0.0	0.0	0.0	0.0	0.00	0	0	0
04/12/2019 01:00	0.0	0.0	0.0	0.0	0.00	0	0	0
04/12/2019 02:00	0.0	0.0	0.0	0.0	0.00	0	0	0
04/12/2019 03:00	0.0	0.0	0.0	0.0	0.00	0	0	0
04/12/2019 04:00	0.0	0.0	0.0	0.0	0.00	0	0	0
04/12/2019 05:00	0.0	0.0	0.0	0.0	0.00	0	0	0
04/12/2019 06:00	0.0	0.0	0.0	0.0	0.00	0	0	0
04/12/2019 07:00	0.0	0.0	0.0	0.0	0.00	0	0	0
04/12/2019 08:00	0.0	0.0	0.0	0.0	0.00	0	0	0
04/12/2019 09:00	0.0	0.0	0.0	0.0	0.00	0	0	0
04/12/2019 10:00	0.0	0.0	0.0	0.0	0.00	0	0	0
04/12/2019 11:00	0.0	0.0	0.0	0.0	0.00	0	0	0
04/12/2019 12:00	0.0	0.0	0.0	0.0	0.00	0	0	0
04/12/2019 13:00	0.0	0.0	0.0	0.0	0.00	0	0	0
04/12/2019 14:00	0.0	0.0	0.0	0.0	0.00	0	0	0
04/12/2019 15:00	0.0	0.0	0.0	0.0	0.00	0	0	0
04/12/2019 16:00	30.6	17.7	440.2	56.4	53.13	1	0	0
04/12/2019 17:00	18.3	17.1	516.9	28.4	54.30	1	0	0
04/12/2019 18:00	13.0	15.6	836.6	14.5	44.30	1	0	0
04/12/2019 19:00	1.1	13.6	1,700.3	0.9	5.10	1	1	1
04/12/2019 20:00	1.6	12.9	1,950.8	1.2	7.80	1	1	1
04/12/2019 21:00	0.7	13.9	1,380.4	0.6	2.80	1	1	0
04/12/2019 22:00	1.0	13.9	1,488.3	0.8	4.50	1	1	0
04/12/2019 23:00	0.9	14.0	1,350.9	0.8	4.10	1	1	0
<b>Average/Sum#:</b>	8.4	14.8	1,208.1	13.0	176.03 #	8 #	5 #	2 #
<b>Minimum:</b>	0.7	12.9	440.2	0.6	2.80	0	0	0
<b>Maximum:</b>	30.6	17.7	1,950.8	56.4	54.30	1	1	1
<b>%SI</b>	66.67	66.67	66.67	66.67	66.67	0.00	0.00	0.00

# Daily Summary Report

## CT2 - NOx



From: 04/01/2019 00:00 To: 06/30/2019 23:59 Facility Name: COLUSA GENERATING STATION  
 Generated: 07/03/2019 08:39 Location: Maxwell, CA

Red = Invalid or Excluded Data | Green = Edited Status | Blue = Edited Value | \* = Excess Emission

Const. Value/Limit Tag:

	Unit CT2 NOx, Ppm 1 Hour(s)	Unit CT2 O2, Dry, Pct 1 Hour(s)	Unit CT2 HI, MBtuPerHr 1 Hour(s)	> Limit Unit CT2 NOx, Ppmvdc 1 Hour(s)	> Limit Unit CT2 NOx, Lb 1 Hour(s)	Unit CT2 UnitOn, TF 1 Hour(s)	Unit CT2 NormalOp, TF 1 Hour(s)	Unit CT2 DBOn, TF 1 Hour(s)
04/13/2019 00:00	0.9	14.0	1,350.5	0.8	4.10	1	1	0
04/13/2019 01:00	0.8	14.0	1,353.2	0.7	4.10	1	1	0
04/13/2019 02:00	0.8	14.0	1,353.6	0.7	4.10	1	1	0
04/13/2019 03:00	0.8	14.0	1,354.1	0.7	4.10	1	1	0
04/13/2019 04:00	0.8	14.0	1,354.7	0.7	4.10	1	1	0
04/13/2019 05:00	0.8	14.0	1,358.6	0.7	4.10	1	1	0
04/13/2019 06:00	0.0	0.0	1,045.7	0.0	0.00	1	0	0
04/13/2019 07:00	0.0	0.0	0.0	0.0	0.00	0	0	0
04/13/2019 08:00	0.0	0.0	0.0	0.0	0.00	0	0	0
04/13/2019 09:00	0.0	0.0	0.0	0.0	0.00	0	0	0
04/13/2019 10:00	0.0	0.0	0.0	0.0	0.00	0	0	0
04/13/2019 11:00	0.0	0.0	0.0	0.0	0.00	0	0	0
04/13/2019 12:00	0.0	0.0	0.0	0.0	0.00	0	0	0
04/13/2019 13:00	0.0	0.0	0.0	0.0	0.00	0	0	0
04/13/2019 14:00	7.4	18.8	279.9	20.8	3.89	1	0	0
04/13/2019 15:00	27.7	15.7	814.0	31.4	94.40	1	0	0
04/13/2019 16:00	0.8	14.0	1,415.0	0.7	4.20	1	1	0
04/13/2019 17:00	0.9	14.0	1,395.1	0.8	4.20	1	1	0
04/13/2019 18:00	1.6	12.7	1,970.7	1.2	7.90	1	1	1
04/13/2019 19:00	1.7	12.2	2,074.0	1.2	8.30	1	1	1
04/13/2019 20:00	1.6	12.7	1,969.2	1.2	7.90	1	1	1
04/13/2019 21:00	1.6	12.8	1,939.1	1.2	7.80	1	1	1
04/13/2019 22:00	0.9	13.9	1,357.2	0.8	4.10	1	1	0
04/13/2019 23:00	4.6	16.3	418.5	5.9	1.66	1	0	0
<b>Average/Sum#:</b>	3.4	14.2	1,341.4	4.3	168.95 #	17 #	13 #	4 #
<b>Minimum:</b>	0.8	12.2	279.9	0.7	1.66	0	0	0
<b>Maximum:</b>	27.7	18.8	2,074.0	31.4	94.40	1	1	1
<b>%SI</b>	33.33	33.33	29.17	33.33	33.33	0.00	0.00	0.00

# Daily Summary Report

## CT2 - NOx



From: 04/01/2019 00:00 To: 06/30/2019 23:59 Facility Name: COLUSA GENERATING STATION  
 Generated: 07/03/2019 08:39 Location: Maxwell, CA

Red = Invalid or Excluded Data | Green = Edited Status | Blue = Edited Value | \* = Excess Emission

Const. Value/Limit Tag:

	Unit CT2 NOx, Ppm 1 Hour(s)	Unit CT2 O2, Dry, Pct 1 Hour(s)	Unit CT2 HI, MBtuPerHr 1 Hour(s)	> Limit Unit CT2 NOx, Ppmvdc 1 Hour(s)	> Limit Unit CT2 NOx, Lb 1 Hour(s)	Unit CT2 UnitOn, TF 1 Hour(s)	Unit CT2 NormalOp, TF 1 Hour(s)	Unit CT2 DBOn, TF 1 Hour(s)
04/14/2019 00:00	0.0	0.0	0.0	0.0	0.00	0	0	0
04/14/2019 01:00	0.0	0.0	0.0	0.0	0.00	0	0	0
04/14/2019 02:00	0.0	0.0	0.0	0.0	0.00	0	0	0
04/14/2019 03:00	0.0	0.0	0.0	0.0	0.00	0	0	0
04/14/2019 04:00	0.0	0.0	0.0	0.0	0.00	0	0	0
04/14/2019 05:00	0.0	0.0	0.0	0.0	0.00	0	0	0
04/14/2019 06:00	0.0	0.0	0.0	0.0	0.00	0	0	0
04/14/2019 07:00	0.0	0.0	0.0	0.0	0.00	0	0	0
04/14/2019 08:00	0.0	0.0	0.0	0.0	0.00	0	0	0
04/14/2019 09:00	0.0	0.0	0.0	0.0	0.00	0	0	0
04/14/2019 10:00	0.0	0.0	0.0	0.0	0.00	0	0	0
04/14/2019 11:00	0.0	0.0	0.0	0.0	0.00	0	0	0
04/14/2019 12:00	0.0	0.0	0.0	0.0	0.00	0	0	0
04/14/2019 13:00	0.0	0.0	0.0	0.0	0.00	0	0	0
04/14/2019 14:00	0.0	0.0	0.0	0.0	0.00	0	0	0
04/14/2019 15:00	0.0	0.0	0.0	0.0	0.00	0	0	0
04/14/2019 16:00	0.0	0.0	0.0	0.0	0.00	0	0	0
04/14/2019 17:00	0.0	0.0	0.0	0.0	0.00	0	0	0
04/14/2019 18:00	0.0	0.0	0.0	0.0	0.00	0	0	0
04/14/2019 19:00	0.0	0.0	0.0	0.0	0.00	0	0	0
04/14/2019 20:00	0.0	0.0	0.0	0.0	0.00	0	0	0
04/14/2019 21:00	0.0	0.0	0.0	0.0	0.00	0	0	0
04/14/2019 22:00	0.0	0.0	0.0	0.0	0.00	0	0	0
04/14/2019 23:00	0.0	0.0	0.0	0.0	0.00	0	0	0
Average/Sum#:	0.0	0.0	0.0	0.0	0.00 #	0 #	0 #	0 #
Minimum:	0.0	0.0	0.0	0.0	0.00	0	0	0
Maximum:	0.0	0.0	0.0	0.0	0.00	0	0	0
%SI	100.00	100.00	100.00	100.00	100.00	0.00	0.00	0.00

# Daily Summary Report

## CT2 - NOx



From: 04/01/2019 00:00 To: 06/30/2019 23:59 Facility Name: COLUSA GENERATING STATION  
 Generated: 07/03/2019 08:39 Location: Maxwell, CA

Red = Invalid or Excluded Data | Green = Edited Status | Blue = Edited Value | \* = Excess Emission

Const. Value/Limit Tag:

	Unit CT2 NOx, Ppm 1 Hour(s)	Unit CT2 O2, Dry, Pct 1 Hour(s)	Unit CT2 HI, MBtuPerHr 1 Hour(s)	> Limit Unit CT2 NOx, Ppmvdc 1 Hour(s)	> Limit Unit CT2 NOx, Lb 1 Hour(s)	Unit CT2 UnitOn, TF 1 Hour(s)	Unit CT2 NormalOp, TF 1 Hour(s)	Unit CT2 DBOn, TF 1 Hour(s)
04/15/2019 00:00	0.0	0.0	0.0	0.0	0.00	0	0	0
04/15/2019 01:00	0.0	0.0	0.0	0.0	0.00	0	0	0
04/15/2019 02:00	0.0	0.0	0.0	0.0	0.00	0	0	0
04/15/2019 03:00	0.0	0.0	0.0	0.0	0.00	0	0	0
04/15/2019 04:00	0.0	0.0	0.0	0.0	0.00	0	0	0
04/15/2019 05:00	0.0	0.0	0.0	0.0	0.00	0	0	0
04/15/2019 06:00	0.0	0.0	0.0	0.0	0.00	0	0	0
04/15/2019 07:00	0.0	0.0	0.0	0.0	0.00	0	0	0
04/15/2019 08:00	0.0	0.0	0.0	0.0	0.00	0	0	0
04/15/2019 09:00	0.0	0.0	0.0	0.0	0.00	0	0	0
04/15/2019 10:00	0.0	0.0	0.0	0.0	0.00	0	0	0
04/15/2019 11:00	0.0	0.0	0.0	0.0	0.00	0	0	0
04/15/2019 12:00	0.0	0.0	0.0	0.0	0.00	0	0	0
04/15/2019 13:00	33.5	17.5	487.0	58.1	90.65	1	0	0
04/15/2019 14:00	21.6	15.5	719.0	23.6	62.60	1	0	0
04/15/2019 15:00	16.1	15.0	921.6	16.1	54.40	1	0	0
04/15/2019 16:00	0.9	13.9	1,382.9	0.8	4.10	1	1	0
04/15/2019 17:00	1.0	13.9	1,385.3	0.8	4.20	1	1	0
04/15/2019 18:00	1.7	12.4	2,085.9	1.2	8.30	1	1	1
04/15/2019 19:00	1.7	12.2	2,116.4	1.2	8.50	1	1	1
04/15/2019 20:00	1.6	12.7	1,993.6	1.2	8.00	1	1	1
04/15/2019 21:00	0.9	13.9	1,368.1	0.8	4.10	1	1	0
04/15/2019 22:00	1.9	14.6	1,136.9	1.8	5.36	1	0	0
04/15/2019 23:00	0.0	0.0	0.0	0.0	0.00	0	0	0
<b>Average/Sum#:</b>	8.1	14.2	1,359.7	10.6	250.21 #	10 #	6 #	3 #
<b>Minimum:</b>	0.9	12.2	487.0	0.8	4.10	0	0	0
<b>Maximum:</b>	33.5	17.5	2,116.4	58.1	90.65	1	1	1
<b>%SI</b>	58.33	58.33	58.33	58.33	58.33	0.00	0.00	0.00

# Daily Summary Report

## CT2 - NOx



From: 04/01/2019 00:00 To: 06/30/2019 23:59 Facility Name: COLUSA GENERATING STATION  
 Generated: 07/03/2019 08:39 Location: Maxwell, CA

Red = Invalid or Excluded Data | Green = Edited Status | Blue = Edited Value | \* = Excess Emission

Const. Value/Limit Tag:

	Unit CT2 NOx, Ppm 1 Hour(s)	Unit CT2 O2, Dry, Pct 1 Hour(s)	Unit CT2 HI, MBtuPerHr 1 Hour(s)	> Limit Unit CT2 NOx, Ppmvdc 1 Hour(s)	> Limit Unit CT2 NOx, Lb 1 Hour(s)	Unit CT2 UnitOn, TF 1 Hour(s)	Unit CT2 NormalOp, TF 1 Hour(s)	Unit CT2 DBOn, TF 1 Hour(s)
04/16/2019 00:00	0.0	0.0	0.0	0.0	0.00	0	0	0
04/16/2019 01:00	0.0	0.0	0.0	0.0	0.00	0	0	0
04/16/2019 02:00	0.0	0.0	0.0	0.0	0.00	0	0	0
04/16/2019 03:00	0.0	0.0	0.0	0.0	0.00	0	0	0
04/16/2019 04:00	0.0	0.0	0.0	0.0	0.00	0	0	0
04/16/2019 05:00	0.0	0.0	0.0	0.0	0.00	0	0	0
04/16/2019 06:00	0.0	0.0	0.0	0.0	0.00	0	0	0
04/16/2019 07:00	0.0	0.0	0.0	0.0	0.00	0	0	0
04/16/2019 08:00	0.0	0.0	0.0	0.0	0.00	0	0	0
04/16/2019 09:00	0.0	0.0	0.0	0.0	0.00	0	0	0
04/16/2019 10:00	0.0	0.0	0.0	0.0	0.00	0	0	0
04/16/2019 11:00	0.0	0.0	0.0	0.0	0.00	0	0	0
04/16/2019 12:00	0.0	0.0	0.0	0.0	0.00	0	0	0
04/16/2019 13:00	0.0	0.0	0.0	0.0	0.00	0	0	0
04/16/2019 14:00	0.0	0.0	0.0	0.0	0.00	0	0	0
04/16/2019 15:00	0.0	0.0	0.0	0.0	0.00	0	0	0
04/16/2019 16:00	0.0	0.0	0.0	0.0	0.00	0	0	0
04/16/2019 17:00	0.0	0.0	0.0	0.0	0.00	0	0	0
04/16/2019 18:00	0.0	0.0	0.0	0.0	0.00	0	0	0
04/16/2019 19:00	0.0	0.0	0.0	0.0	0.00	0	0	0
04/16/2019 20:00	0.0	0.0	0.0	0.0	0.00	0	0	0
04/16/2019 21:00	0.0	0.0	0.0	0.0	0.00	0	0	0
04/16/2019 22:00	0.0	0.0	0.0	0.0	0.00	0	0	0
04/16/2019 23:00	0.0	0.0	0.0	0.0	0.00	0	0	0
Average/Sum#:	0.0	0.0	0.0	0.0	0.00 #	0 #	0 #	0 #
Minimum:	0.0	0.0	0.0	0.0	0.00	0	0	0
Maximum:	0.0	0.0	0.0	0.0	0.00	0	0	0
%SI	100.00	100.00	100.00	100.00	100.00	0.00	0.00	0.00



# Daily Summary Report

## CT2 - NOx



From: 04/01/2019 00:00 To: 06/30/2019 23:59 Facility Name: COLUSA GENERATING STATION  
 Generated: 07/03/2019 08:39 Location: Maxwell, CA

Red = Invalid or Excluded Data | Green = Edited Status | Blue = Edited Value | \* = Excess Emission

Const. Value/Limit Tag:

	Unit CT2 NOx, Ppm 1 Hour(s)	Unit CT2 O2, Dry, Pct 1 Hour(s)	Unit CT2 HI, MBtuPerHr 1 Hour(s)	> Limit Unit CT2 NOx, Ppmvdc 1 Hour(s)	> Limit Unit CT2 NOx, Lb 1 Hour(s)	Unit CT2 UnitOn, TF 1 Hour(s)	Unit CT2 NormalOp, TF 1 Hour(s)	Unit CT2 DBOn, TF 1 Hour(s)
04/17/2019 00:00	0.0	0.0	0.0	0.0	0.00	0	0	0
04/17/2019 01:00	0.0	0.0	0.0	0.0	0.00	0	0	0
04/17/2019 02:00	0.0	0.0	0.0	0.0	0.00	0	0	0
04/17/2019 03:00	0.0	0.0	0.0	0.0	0.00	0	0	0
04/17/2019 04:00	0.0	0.0	0.0	0.0	0.00	0	0	0
04/17/2019 05:00	0.0	0.0	0.0	0.0	0.00	0	0	0
04/17/2019 06:00	0.0	0.0	0.0	0.0	0.00	0	0	0
04/17/2019 07:00	0.0	0.0	0.0	0.0	0.00	0	0	0
04/17/2019 08:00	0.0	0.0	0.0	0.0	0.00	0	0	0
04/17/2019 09:00	0.0	0.0	0.0	0.0	0.00	0	0	0
04/17/2019 10:00	0.0	0.0	0.0	0.0	0.00	0	0	0
04/17/2019 11:00	0.0	0.0	0.0	0.0	0.00	0	0	0
04/17/2019 12:00	0.0	0.0	0.0	0.0	0.00	0	0	0
04/17/2019 13:00	0.0	0.0	0.0	0.0	0.00	0	0	0
04/17/2019 14:00	31.9	17.6	458.1	57.0	67.34	1	0	0
04/17/2019 15:00	23.8	15.9	684.1	28.1	70.50	1	0	0
04/17/2019 16:00	17.9	15.1	908.9	18.2	60.90	1	0	0
04/17/2019 17:00	0.8	13.9	1,494.1	0.7	3.00	1	1	1
04/17/2019 18:00	1.7	12.6	2,045.3	1.2	8.20	1	1	1
04/17/2019 19:00	1.6	12.6	2,039.9	1.1	8.20	1	1	1
04/17/2019 20:00	1.6	13.0	1,917.9	1.2	7.70	1	1	1
04/17/2019 21:00	0.9	13.9	1,388.3	0.8	4.20	1	1	0
04/17/2019 22:00	0.9	13.9	1,377.3	0.8	4.10	1	1	0
04/17/2019 23:00	4.0	15.8	586.7	4.6	2.20	1	0	0
<b>Average/Sum#:</b>	8.5	14.4	1,290.1	11.4	236.34 #	10 #	6 #	4 #
<b>Minimum:</b>	0.8	12.6	458.1	0.7	2.20	0	0	0
<b>Maximum:</b>	31.9	17.6	2,045.3	57.0	70.50	1	1	1
<b>%SI</b>	58.33	58.33	58.33	58.33	58.33	0.00	0.00	0.00

# Daily Summary Report

## CT2 - NOx



From: 04/01/2019 00:00 To: 06/30/2019 23:59 Facility Name: COLUSA GENERATING STATION  
 Generated: 07/03/2019 08:39 Location: Maxwell, CA

Red = Invalid or Excluded Data | Green = Edited Status | Blue = Edited Value | \* = Excess Emission

Const. Value/Limit Tag:

	Unit CT2 NOx, Ppm 1 Hour(s)	Unit CT2 O2, Dry, Pct 1 Hour(s)	Unit CT2 HI, MBtuPerHr 1 Hour(s)	> Limit Unit CT2 NOx, Ppmvdc 1 Hour(s)	> Limit Unit CT2 NOx, Lb 1 Hour(s)	Unit CT2 UnitOn, TF 1 Hour(s)	Unit CT2 NormalOp, TF 1 Hour(s)	Unit CT2 DBOn, TF 1 Hour(s)
04/18/2019 00:00	0.0	0.0	0.0	0.0	0.00	0	0	0
04/18/2019 01:00	0.0	0.0	0.0	0.0	0.00	0	0	0
04/18/2019 02:00	0.0	0.0	0.0	0.0	0.00	0	0	0
04/18/2019 03:00	0.0	0.0	0.0	0.0	0.00	0	0	0
04/18/2019 04:00	0.0	0.0	0.0	0.0	0.00	0	0	0
04/18/2019 05:00	0.0	0.0	0.0	0.0	0.00	0	0	0
04/18/2019 06:00	0.0	0.0	0.0	0.0	0.00	0	0	0
04/18/2019 07:00	0.0	0.0	0.0	0.0	0.00	0	0	0
04/18/2019 08:00	0.0	0.0	0.0	0.0	0.00	0	0	0
04/18/2019 09:00	28.0	17.6	458.9	50.1	59.08	1	0	0
04/18/2019 10:00	18.5	15.5	724.4	20.2	53.60	1	0	0
04/18/2019 11:00	12.0	14.7	1,093.3	11.4	45.90	1	0	0
04/18/2019 12:00	0.9	13.9	1,386.6	0.8	4.20	1	1	0
04/18/2019 13:00	0.9	14.0	1,360.4	0.8	4.10	1	1	0
04/18/2019 14:00	0.0	0.0	1,479.8	0.0	0.00	1	1	0
04/18/2019 15:00	1.2	13.9	1,543.4	1.0	6.20	1	1	0
04/18/2019 16:00	1.0	14.0	1,413.0	0.9	4.20	1	1	0
04/18/2019 17:00	1.2	13.7	1,609.1	1.0	6.40	1	1	1
04/18/2019 18:00	1.6	13.0	1,915.7	1.2	7.70	1	1	1
04/18/2019 19:00	1.6	12.3	2,042.5	1.1	8.20	1	1	1
04/18/2019 20:00	1.7	12.1	2,099.9	1.1	8.40	1	1	1
04/18/2019 21:00	3.2	13.3	1,531.7	2.5	11.73	1	0	1
04/18/2019 22:00	0.0	0.0	0.0	0.0	0.00	0	0	0
04/18/2019 23:00	0.0	0.0	0.0	0.0	0.00	0	0	0
<b>Average/Sum#:</b>	6.0	14.0	1,435.3	7.7	219.71 #	13 #	9 #	5 #
<b>Minimum:</b>	0.9	12.1	458.9	0.8	4.10	0	0	0
<b>Maximum:</b>	28.0	17.6	2,099.9	50.1	59.08	1	1	1
<b>%SI</b>	50.00	50.00	45.83	50.00	50.00	0.00	0.00	0.00

# Daily Summary Report

## CT2 - NOx



From: 04/01/2019 00:00 To: 06/30/2019 23:59 Facility Name: COLUSA GENERATING STATION  
 Generated: 07/03/2019 08:39 Location: Maxwell, CA

Red = Invalid or Excluded Data | Green = Edited Status | Blue = Edited Value | \* = Excess Emission

Const. Value/Limit Tag:

	Unit CT2 NOx, Ppm 1 Hour(s)	Unit CT2 O2, Dry, Pct 1 Hour(s)	Unit CT2 HI, MBtuPerHr 1 Hour(s)	> Limit Unit CT2 NOx, Ppmvdc 1 Hour(s)	> Limit Unit CT2 NOx, Lb 1 Hour(s)	Unit CT2 UnitOn, TF 1 Hour(s)	Unit CT2 NormalOp, TF 1 Hour(s)	Unit CT2 DBOn, TF 1 Hour(s)
04/19/2019 00:00	0.0	0.0	0.0	0.0	0.00	0	0	0
04/19/2019 01:00	0.0	0.0	0.0	0.0	0.00	0	0	0
04/19/2019 02:00	0.0	0.0	0.0	0.0	0.00	0	0	0
04/19/2019 03:00	0.0	0.0	0.0	0.0	0.00	0	0	0
04/19/2019 04:00	0.0	0.0	0.0	0.0	0.00	0	0	0
04/19/2019 05:00	0.0	0.0	0.0	0.0	0.00	0	0	0
04/19/2019 06:00	0.0	0.0	0.0	0.0	0.00	0	0	0
04/19/2019 07:00	0.0	0.0	0.0	0.0	0.00	0	0	0
04/19/2019 08:00	0.0	0.0	0.0	0.0	0.00	0	0	0
04/19/2019 09:00	0.0	0.0	0.0	0.0	0.00	0	0	0
04/19/2019 10:00	0.0	0.0	0.0	0.0	0.00	0	0	0
04/19/2019 11:00	0.0	0.0	0.0	0.0	0.00	0	0	0
04/19/2019 12:00	0.0	0.0	0.0	0.0	0.00	0	0	0
04/19/2019 13:00	28.8	17.5	469.3	50.0	60.48	1	0	0
04/19/2019 14:00	16.9	15.4	717.4	18.1	48.10	1	0	0
04/19/2019 15:00	5.3	14.6	1,114.6	5.0	20.10	1	0	0
04/19/2019 16:00	0.9	13.9	1,383.1	0.8	4.10	1	1	0
04/19/2019 17:00	1.6	12.6	1,949.6	1.1	7.80	1	1	1
04/19/2019 18:00	1.7	12.2	2,035.0	1.2	8.10	1	1	1
04/19/2019 19:00	1.5	12.7	1,956.6	1.1	7.80	1	1	1
04/19/2019 20:00	1.6	12.8	1,912.8	1.2	7.70	1	1	1
04/19/2019 21:00	0.9	13.9	1,341.9	0.8	4.00	1	1	0
04/19/2019 22:00	6.5	16.2	445.8	8.2	2.41	1	0	0
04/19/2019 23:00	0.0	0.0	0.0	0.0	0.00	0	0	0
<b>Average/Sum#:</b>	6.6	14.2	1,332.6	8.8	170.59 #	10 #	6 #	4 #
<b>Minimum:</b>	0.9	12.2	445.8	0.8	2.41	0	0	0
<b>Maximum:</b>	28.8	17.5	2,035.0	50.0	60.48	1	1	1
<b>%SI</b>	58.33	58.33	58.33	58.33	58.33	0.00	0.00	0.00

# Daily Summary Report

## CT2 - NOx



From: 04/01/2019 00:00 To: 06/30/2019 23:59 Facility Name: COLUSA GENERATING STATION  
 Generated: 07/03/2019 08:39 Location: Maxwell, CA

Red = Invalid or Excluded Data | Green = Edited Status | Blue = Edited Value | \* = Excess Emission

Const. Value/Limit Tag:

	Unit CT2 NOX, Ppm 1 Hour(s)	Unit CT2 O2, Dry, Pct 1 Hour(s)	Unit CT2 HI, MBtuPerHr 1 Hour(s)	> Limit Unit CT2 NOX, Ppmvdc 1 Hour(s)	> Limit Unit CT2 NOX, Lb 1 Hour(s)	Unit CT2 UnitOn, TF 1 Hour(s)	Unit CT2 NormalOp, TF 1 Hour(s)	Unit CT2 DBOn, TF 1 Hour(s)
04/20/2019 00:00	0.0	0.0	0.0	0.0	0.00	0	0	0
04/20/2019 01:00	0.0	0.0	0.0	0.0	0.00	0	0	0
04/20/2019 02:00	0.0	0.0	0.0	0.0	0.00	0	0	0
04/20/2019 03:00	0.0	0.0	0.0	0.0	0.00	0	0	0
04/20/2019 04:00	0.0	0.0	0.0	0.0	0.00	0	0	0
04/20/2019 05:00	0.0	0.0	0.0	0.0	0.00	0	0	0
04/20/2019 06:00	0.0	0.0	0.0	0.0	0.00	0	0	0
04/20/2019 07:00	0.0	0.0	0.0	0.0	0.00	0	0	0
04/20/2019 08:00	0.0	0.0	0.0	0.0	0.00	0	0	0
04/20/2019 09:00	0.0	0.0	0.0	0.0	0.00	0	0	0
04/20/2019 10:00	0.0	0.0	0.0	0.0	0.00	0	0	0
04/20/2019 11:00	0.0	0.0	0.0	0.0	0.00	0	0	0
04/20/2019 12:00	0.0	0.0	0.0	0.0	0.00	0	0	0
04/20/2019 13:00	0.0	0.0	0.0	0.0	0.00	0	0	0
04/20/2019 14:00	0.0	0.0	0.0	0.0	0.00	0	0	0
04/20/2019 15:00	0.0	0.0	0.0	0.0	0.00	0	0	0
04/20/2019 16:00	0.0	0.0	0.0	0.0	0.00	0	0	0
04/20/2019 17:00	0.0	0.0	0.0	0.0	0.00	0	0	0
04/20/2019 18:00	0.0	0.0	0.0	0.0	0.00	0	0	0
04/20/2019 19:00	0.0	0.0	0.0	0.0	0.00	0	0	0
04/20/2019 20:00	0.0	0.0	0.0	0.0	0.00	0	0	0
04/20/2019 21:00	0.0	0.0	0.0	0.0	0.00	0	0	0
04/20/2019 22:00	0.0	0.0	0.0	0.0	0.00	0	0	0
04/20/2019 23:00	0.0	0.0	0.0	0.0	0.00	0	0	0
Average/Sum#:	0.0	0.0	0.0	0.0	0.00 #	0 #	0 #	0 #
Minimum:	0.0	0.0	0.0	0.0	0.00	0	0	0
Maximum:	0.0	0.0	0.0	0.0	0.00	0	0	0
%SI	100.00	100.00	100.00	100.00	100.00	0.00	0.00	0.00

# Daily Summary Report

## CT2 - NOx



From: 04/01/2019 00:00 To: 06/30/2019 23:59 Facility Name: COLUSA GENERATING STATION  
 Generated: 07/03/2019 08:39 Location: Maxwell, CA

Red = Invalid or Excluded Data | Green = Edited Status | Blue = Edited Value | \* = Excess Emission

Const. Value/Limit Tag:

	Unit CT2 NOx, Ppm 1 Hour(s)	Unit CT2 O2, Dry, Pct 1 Hour(s)	Unit CT2 HI, MBtuPerHr 1 Hour(s)	> Limit Unit CT2 NOx, Ppmvdc 1 Hour(s)	> Limit Unit CT2 NOx, Lb 1 Hour(s)	Unit CT2 UnitOn, TF 1 Hour(s)	Unit CT2 NormalOp, TF 1 Hour(s)	Unit CT2 DBOn, TF 1 Hour(s)
04/21/2019 00:00	0.0	0.0	0.0	0.0	0.00	0	0	0
04/21/2019 01:00	0.0	0.0	0.0	0.0	0.00	0	0	0
04/21/2019 02:00	0.0	0.0	0.0	0.0	0.00	0	0	0
04/21/2019 03:00	0.0	0.0	0.0	0.0	0.00	0	0	0
04/21/2019 04:00	0.0	0.0	0.0	0.0	0.00	0	0	0
04/21/2019 05:00	0.0	0.0	0.0	0.0	0.00	0	0	0
04/21/2019 06:00	0.0	0.0	0.0	0.0	0.00	0	0	0
04/21/2019 07:00	0.0	0.0	0.0	0.0	0.00	0	0	0
04/21/2019 08:00	0.0	0.0	0.0	0.0	0.00	0	0	0
04/21/2019 09:00	0.0	0.0	0.0	0.0	0.00	0	0	0
04/21/2019 10:00	0.0	0.0	0.0	0.0	0.00	0	0	0
04/21/2019 11:00	0.0	0.0	0.0	0.0	0.00	0	0	0
04/21/2019 12:00	0.0	0.0	0.0	0.0	0.00	0	0	0
04/21/2019 13:00	0.0	0.0	0.0	0.0	0.00	0	0	0
04/21/2019 14:00	0.0	0.0	0.0	0.0	0.00	0	0	0
04/21/2019 15:00	0.0	0.0	0.0	0.0	0.00	0	0	0
04/21/2019 16:00	0.0	0.0	0.0	0.0	0.00	0	0	0
04/21/2019 17:00	0.0	0.0	0.0	0.0	0.00	0	0	0
04/21/2019 18:00	0.0	0.0	0.0	0.0	0.00	0	0	0
04/21/2019 19:00	0.0	0.0	0.0	0.0	0.00	0	0	0
04/21/2019 20:00	0.0	0.0	0.0	0.0	0.00	0	0	0
04/21/2019 21:00	0.0	0.0	0.0	0.0	0.00	0	0	0
04/21/2019 22:00	0.0	0.0	0.0	0.0	0.00	0	0	0
04/21/2019 23:00	0.0	0.0	0.0	0.0	0.00	0	0	0
<b>Average/Sum#:</b>	0.0	0.0	0.0	0.0	0.00 #	0 #	0 #	0 #
<b>Minimum:</b>	0.0	0.0	0.0	0.0	0.00	0	0	0
<b>Maximum:</b>	0.0	0.0	0.0	0.0	0.00	0	0	0
<b>%SI</b>	100.00	100.00	100.00	100.00	100.00	0.00	0.00	0.00

# Daily Summary Report

## CT2 - NOx



From: 04/01/2019 00:00 To: 06/30/2019 23:59 Facility Name: COLUSA GENERATING STATION  
 Generated: 07/03/2019 08:39 Location: Maxwell, CA

Red = Invalid or Excluded Data | Green = Edited Status | Blue = Edited Value | \* = Excess Emission

Const. Value/Limit Tag:

	Unit CT2 NOx, Ppm 1 Hour(s)	Unit CT2 O2, Dry, Pct 1 Hour(s)	Unit CT2 HI, MBtuPerHr 1 Hour(s)	> Limit Unit CT2 NOx, Ppmvdc 1 Hour(s)	> Limit Unit CT2 NOx, Lb 1 Hour(s)	Unit CT2 UnitOn, TF 1 Hour(s)	Unit CT2 NormalOp, TF 1 Hour(s)	Unit CT2 DBOn, TF 1 Hour(s)
04/22/2019 00:00	0.0	0.0	0.0	0.0	0.00	0	0	0
04/22/2019 01:00	0.0	0.0	0.0	0.0	0.00	0	0	0
04/22/2019 02:00	0.0	0.0	0.0	0.0	0.00	0	0	0
04/22/2019 03:00	0.0	0.0	0.0	0.0	0.00	0	0	0
04/22/2019 04:00	0.0	0.0	0.0	0.0	0.00	0	0	0
04/22/2019 05:00	0.0	0.0	0.0	0.0	0.00	0	0	0
04/22/2019 06:00	0.0	0.0	0.0	0.0	0.00	0	0	0
04/22/2019 07:00	0.0	0.0	0.0	0.0	0.00	0	0	0
04/22/2019 08:00	0.0	0.0	0.0	0.0	0.00	0	0	0
04/22/2019 09:00	0.0	0.0	0.0	0.0	0.00	0	0	0
04/22/2019 10:00	0.0	0.0	0.0	0.0	0.00	0	0	0
04/22/2019 11:00	0.0	0.0	0.0	0.0	0.00	0	0	0
04/22/2019 12:00	0.0	0.0	0.0	0.0	0.00	0	0	0
04/22/2019 13:00	0.0	0.0	0.0	0.0	0.00	0	0	0
04/22/2019 14:00	33.9	17.6	453.4	60.6	63.69	1	0	0
04/22/2019 15:00	19.9	17.1	520.1	30.9	59.30	1	0	0
04/22/2019 16:00	11.9	15.5	897.4	13.0	43.10	1	0	0
04/22/2019 17:00	0.9	14.0	1,469.6	0.8	4.40	1	1	0
04/22/2019 18:00	1.7	12.4	2,085.3	1.2	8.30	1	1	1
04/22/2019 19:00	1.7	12.0	2,160.0	1.1	8.60	1	1	1
04/22/2019 20:00	1.8	11.9	2,178.6	1.2	8.70	1	1	1
04/22/2019 21:00	1.7	12.5	2,003.5	1.2	8.00	1	1	1
04/22/2019 22:00	0.9	14.0	1,370.8	0.8	4.10	1	1	0
04/22/2019 23:00	1.6	12.8	1,984.9	1.2	7.90	1	1	1
<b>Average/Sum#:</b>	7.6	14.0	1,512.4	11.2	216.09 #	10 #	7 #	5 #
<b>Minimum:</b>	0.9	11.9	453.4	0.8	4.10	0	0	0
<b>Maximum:</b>	33.9	17.6	2,178.6	60.6	63.69	1	1	1
<b>%SI</b>	58.33	58.33	58.33	58.33	58.33	0.00	0.00	0.00

# Daily Summary Report

## CT2 - NOx



From: 04/01/2019 00:00 To: 06/30/2019 23:59 Facility Name: COLUSA GENERATING STATION  
 Generated: 07/03/2019 08:39 Location: Maxwell, CA

Red = Invalid or Excluded Data | Green = Edited Status | Blue = Edited Value | \* = Excess Emission

Const. Value/Limit Tag:

	Unit CT2 NOx, Ppm 1 Hour(s)	Unit CT2 O2, Dry, Pct 1 Hour(s)	Unit CT2 HI, MBtuPerHr 1 Hour(s)	> Limit Unit CT2 NOx, Ppmvdc 1 Hour(s)	> Limit Unit CT2 NOx, Lb 1 Hour(s)	Unit CT2 UnitOn, TF 1 Hour(s)	Unit CT2 NormalOp, TF 1 Hour(s)	Unit CT2 DBOn, TF 1 Hour(s)
04/23/2019 00:00	1.7	12.4	2,054.5	1.2	8.20	1	1	1
04/23/2019 01:00	1.7	12.0	2,148.3	1.1	8.60	1	1	1
04/23/2019 02:00	1.6	12.6	2,008.7	1.1	8.00	1	1	1
04/23/2019 03:00	1.6	12.6	2,008.4	1.1	8.00	1	1	1
04/23/2019 04:00	1.0	13.9	1,563.2	0.8	4.70	1	1	0
04/23/2019 05:00	1.0	13.9	1,504.5	0.8	4.50	1	1	0
04/23/2019 06:00	0.9	14.0	1,353.5	0.8	4.10	1	1	0
04/23/2019 07:00	1.0	13.9	1,415.5	0.8	4.20	1	1	0
04/23/2019 08:00	1.0	13.9	1,427.1	0.8	4.30	1	1	0
04/23/2019 09:00	1.0	14.0	1,427.3	0.9	4.30	1	1	0
04/23/2019 10:00	0.9	13.9	1,448.4	0.8	4.30	1	1	0
04/23/2019 11:00	0.9	14.0	1,442.6	0.8	4.30	1	1	0
04/23/2019 12:00	1.2	13.9	1,598.3	1.0	6.40	1	1	0
04/23/2019 13:00	1.4	13.5	1,743.1	1.1	7.00	1	1	1
04/23/2019 14:00	1.7	12.5	2,018.4	1.2	8.10	1	1	1
04/23/2019 15:00	1.5	12.8	1,829.9	1.1	7.30	1	1	1
04/23/2019 16:00	0.9	13.9	1,334.4	0.8	4.00	1	1	0
04/23/2019 17:00	0.9	13.9	1,446.6	0.8	4.30	1	1	0
04/23/2019 18:00	1.3	13.5	1,738.7	1.0	7.00	1	1	1
04/23/2019 19:00	1.6	12.8	1,911.1	1.2	7.60	1	1	1
04/23/2019 20:00	1.0	13.9	1,436.0	0.8	4.30	1	1	0
04/23/2019 21:00	0.8	14.0	1,283.0	0.7	3.80	1	1	0
04/23/2019 22:00	0.9	14.0	1,340.3	0.8	4.00	1	1	0
04/23/2019 23:00	0.9	13.9	1,339.5	0.8	4.00	1	1	0
<b>Average/Sum#:</b>	1.2	13.5	1,617.6	0.9	135.30 #	24 #	24 #	9 #
<b>Minimum:</b>	0.8	12.0	1,283.0	0.7	3.80	1	1	0
<b>Maximum:</b>	1.7	14.0	2,148.3	1.2	8.60	1	1	1
<b>%SI</b>	0.00	0.00	0.00	0.00	0.00	0.00	0.00	0.00

# Daily Summary Report

## CT2 - NOx



From: 04/01/2019 00:00 To: 06/30/2019 23:59 Facility Name: COLUSA GENERATING STATION  
 Generated: 07/03/2019 08:39 Location: Maxwell, CA

Red = Invalid or Excluded Data | Green = Edited Status | Blue = Edited Value | \* = Excess Emission

Const. Value/Limit Tag:

	Unit CT2 NOx, Ppm 1 Hour(s)	Unit CT2 O2, Dry, Pct 1 Hour(s)	Unit CT2 HI, MBtuPerHr 1 Hour(s)	> Limit Unit CT2 NOx, Ppmvdc 1 Hour(s)	> Limit Unit CT2 NOx, Lb 1 Hour(s)	Unit CT2 UnitOn, TF 1 Hour(s)	Unit CT2 NormalOp, TF 1 Hour(s)	Unit CT2 DBOn, TF 1 Hour(s)
04/24/2019 00:00	2.4	15.0	922.3	2.4	3.57	1	0	0
04/24/2019 01:00	0.0	0.0	0.0	0.0	0.00	0	0	0
04/24/2019 02:00	0.0	0.0	0.0	0.0	0.00	0	0	0
04/24/2019 03:00	0.0	0.0	0.0	0.0	0.00	0	0	0
04/24/2019 04:00	0.0	0.0	0.0	0.0	0.00	0	0	0
04/24/2019 05:00	0.0	0.0	0.0	0.0	0.00	0	0	0
04/24/2019 06:00	0.0	0.0	0.0	0.0	0.00	0	0	0
04/24/2019 07:00	0.0	0.0	0.0	0.0	0.00	0	0	0
04/24/2019 08:00	0.0	0.0	0.0	0.0	0.00	0	0	0
04/24/2019 09:00	0.0	0.0	0.0	0.0	0.00	0	0	0
04/24/2019 10:00	20.1	18.0	384.7	40.9	20.34	1	0	0
04/24/2019 11:00	20.3	15.3	922.1	21.4	72.80	1	0	0
04/24/2019 12:00	0.8	14.0	1,388.1	0.7	4.20	1	1	0
04/24/2019 13:00	0.9	14.0	1,388.5	0.8	4.20	1	1	0
04/24/2019 14:00	1.1	13.9	1,550.5	0.9	4.70	1	1	0
04/24/2019 15:00	1.0	13.9	1,479.5	0.8	4.40	1	1	0
04/24/2019 16:00	0.9	14.0	1,339.1	0.8	4.00	1	1	0
04/24/2019 17:00	1.4	13.4	1,732.7	1.1	6.90	1	1	1
04/24/2019 18:00	1.6	12.8	1,900.5	1.2	7.60	1	1	1
04/24/2019 19:00	1.7	12.4	1,996.2	1.2	8.00	1	1	1
04/24/2019 20:00	1.7	12.1	2,075.4	1.1	8.30	1	1	1
04/24/2019 21:00	2.7	13.6	1,453.4	2.2	8.47	1	0	1
04/24/2019 22:00	0.0	0.0	0.0	0.0	0.00	0	0	0
04/24/2019 23:00	0.0	0.0	0.0	0.0	0.00	0	0	0
<b>Average/Sum#:</b>	4.4	14.0	1,425.6	5.8	157.48 #	13 #	9 #	5 #
<b>Minimum:</b>	0.8	12.1	384.7	0.7	3.57	0	0	0
<b>Maximum:</b>	20.3	18.0	2,075.4	40.9	72.80	1	1	1
<b>%SI</b>	45.83	45.83	45.83	45.83	45.83	0.00	0.00	0.00



# Daily Summary Report

## CT2 - NOx



From: 04/01/2019 00:00 To: 06/30/2019 23:59 Facility Name: COLUSA GENERATING STATION  
 Generated: 07/03/2019 08:39 Location: Maxwell, CA

Red = Invalid or Excluded Data | Green = Edited Status | Blue = Edited Value | \* = Excess Emission

Const. Value/Limit Tag:

	Unit CT2 NOx, Ppm 1 Hour(s)	Unit CT2 O2, Dry, Pct 1 Hour(s)	Unit CT2 HI, MBtuPerHr 1 Hour(s)	> Limit Unit CT2 NOx, Ppmvdc 1 Hour(s)	> Limit Unit CT2 NOx, Lb 1 Hour(s)	Unit CT2 UnitOn, TF 1 Hour(s)	Unit CT2 NormalOp, TF 1 Hour(s)	Unit CT2 DBOn, TF 1 Hour(s)
04/25/2019 00:00	0.0	0.0	0.0	0.0	0.00	0	0	0
04/25/2019 01:00	0.0	0.0	0.0	0.0	0.00	0	0	0
04/25/2019 02:00	0.0	0.0	0.0	0.0	0.00	0	0	0
04/25/2019 03:00	0.0	0.0	0.0	0.0	0.00	0	0	0
04/25/2019 04:00	0.0	0.0	0.0	0.0	0.00	0	0	0
04/25/2019 05:00	0.0	0.0	0.0	0.0	0.00	0	0	0
04/25/2019 06:00	0.0	0.0	0.0	0.0	0.00	0	0	0
04/25/2019 07:00	0.0	0.0	0.0	0.0	0.00	0	0	0
04/25/2019 08:00	0.0	0.0	0.0	0.0	0.00	0	0	0
04/25/2019 09:00	20.1	18.0	392.1	40.9	20.72	1	0	0
04/25/2019 10:00	19.5	15.3	929.6	20.5	70.60	1	0	0
04/25/2019 11:00	0.8	13.9	1,390.7	0.7	2.80	1	1	0
04/25/2019 12:00	1.0	13.9	1,447.0	0.8	4.30	1	1	0
04/25/2019 13:00	1.2	13.8	1,590.9	1.0	6.40	1	1	0
04/25/2019 14:00	1.1	14.0	1,481.0	0.9	4.40	1	1	0
04/25/2019 15:00	1.2	13.8	1,533.8	1.0	6.10	1	1	0
04/25/2019 16:00	1.5	13.4	1,720.7	1.2	6.90	1	1	1
04/25/2019 17:00	1.6	12.6	1,930.9	1.1	7.70	1	1	1
04/25/2019 18:00	1.7	12.0	2,068.6	1.1	8.30	1	1	1
04/25/2019 19:00	1.7	12.2	2,059.5	1.2	8.20	1	1	1
04/25/2019 20:00	1.7	12.2	2,072.5	1.2	8.30	1	1	1
04/25/2019 21:00	1.6	12.3	2,060.7	1.1	8.20	1	1	1
04/25/2019 22:00	3.6	14.1	1,238.3	3.1	7.75	1	0	1
04/25/2019 23:00	0.0	0.0	0.0	0.0	0.00	0	0	0
<b>Average/Sum#:</b>	4.2	13.7	1,565.5	5.4	170.67 #	14 #	11 #	7 #
<b>Minimum:</b>	0.8	12.0	392.1	0.7	2.80	0	0	0
<b>Maximum:</b>	20.1	18.0	2,072.5	40.9	70.60	1	1	1
<b>%SI</b>	41.67	41.67	41.67	41.67	41.67	0.00	0.00	0.00

# Daily Summary Report

## CT2 - NOx



From: 04/01/2019 00:00 To: 06/30/2019 23:59 Facility Name: COLUSA GENERATING STATION  
 Generated: 07/03/2019 08:39 Location: Maxwell, CA

Red = Invalid or Excluded Data | Green = Edited Status | Blue = Edited Value | \* = Excess Emission

Const. Value/Limit Tag:

	Unit CT2 NOX, Ppm 1 Hour(s)	Unit CT2 O2, Dry, Pct 1 Hour(s)	Unit CT2 HI, MBtuPerHr 1 Hour(s)	> Limit Unit CT2 NOX, Ppmvdc 1 Hour(s)	> Limit Unit CT2 NOx, Lb 1 Hour(s)	Unit CT2 UnitOn, TF 1 Hour(s)	Unit CT2 NormalOp, TF 1 Hour(s)	Unit CT2 DBOn, TF 1 Hour(s)
04/26/2019 00:00	0.0	0.0	0.0	0.0	0.00	0	0	0
04/26/2019 01:00	0.0	0.0	0.0	0.0	0.00	0	0	0
04/26/2019 02:00	0.0	0.0	0.0	0.0	0.00	0	0	0
04/26/2019 03:00	0.0	0.0	0.0	0.0	0.00	0	0	0
04/26/2019 04:00	0.0	0.0	0.0	0.0	0.00	0	0	0
04/26/2019 05:00	0.0	0.0	0.0	0.0	0.00	0	0	0
04/26/2019 06:00	0.0	0.0	0.0	0.0	0.00	0	0	0
04/26/2019 07:00	0.0	0.0	0.0	0.0	0.00	0	0	0
04/26/2019 08:00	0.0	0.0	0.0	0.0	0.00	0	0	0
04/26/2019 09:00	17.6	18.3	355.3	39.9	15.66	1	0	0
04/26/2019 10:00	16.6	17.1	517.4	25.8	49.20	1	0	0
04/26/2019 11:00	10.4	15.5	890.2	11.4	37.40	1	0	0
04/26/2019 12:00	0.7	14.0	1,355.8	0.6	2.70	1	1	0
04/26/2019 13:00	0.8	14.0	1,350.3	0.7	4.10	1	1	0
04/26/2019 14:00	1.0	13.9	1,591.2	0.8	4.80	1	1	0
04/26/2019 15:00	0.9	13.9	1,471.4	0.8	4.40	1	1	0
04/26/2019 16:00	1.2	13.9	1,673.6	1.0	6.70	1	1	0
04/26/2019 17:00	1.0	13.9	1,513.4	0.8	4.50	1	1	1
04/26/2019 18:00	1.5	13.0	1,906.4	1.1	7.60	1	1	1
04/26/2019 19:00	1.7	12.4	2,059.2	1.2	8.20	1	1	1
04/26/2019 20:00	1.7	12.3	2,063.2	1.2	8.30	1	1	1
04/26/2019 21:00	1.6	12.5	2,014.4	1.1	8.10	1	1	1
04/26/2019 22:00	1.6	12.9	1,946.0	1.2	7.80	1	1	1
04/26/2019 23:00	1.5	13.0	1,922.4	1.1	7.70	1	1	1
<b>Average/Sum#:</b>	4.0	14.0	1,508.7	5.9	177.16 #	15 #	12 #	7 #
<b>Minimum:</b>	0.7	12.3	355.3	0.6	2.70	0	0	0
<b>Maximum:</b>	17.6	18.3	2,063.2	39.9	49.20	1	1	1
<b>%SI</b>	37.50	37.50	37.50	37.50	37.50	0.00	0.00	0.00

# Daily Summary Report

## CT2 - NOx



From: 04/01/2019 00:00 To: 06/30/2019 23:59 Facility Name: COLUSA GENERATING STATION  
 Generated: 07/03/2019 08:39 Location: Maxwell, CA

Red = Invalid or Excluded Data | Green = Edited Status | Blue = Edited Value | \* = Excess Emission

Const. Value/Limit Tag:

	Unit CT2 NOx, Ppm 1 Hour(s)	Unit CT2 O2, Dry, Pct 1 Hour(s)	Unit CT2 HI, MBtuPerHr 1 Hour(s)	> Limit Unit CT2 NOx, Ppmvdc 1 Hour(s)	> Limit Unit CT2 NOx, Lb 1 Hour(s)	Unit CT2 UnitOn, TF 1 Hour(s)	Unit CT2 NormalOp, TF 1 Hour(s)	Unit CT2 DBOn, TF 1 Hour(s)
04/27/2019 00:00	1.1	13.7	1,542.4	0.9	4.60	1	1	1
04/27/2019 01:00	1.0	13.9	1,440.2	0.8	4.30	1	1	0
04/27/2019 02:00	0.9	14.0	1,443.2	0.8	4.30	1	1	0
04/27/2019 03:00	0.9	14.0	1,445.8	0.8	4.30	1	1	0
04/27/2019 04:00	1.0	13.9	1,590.2	0.8	4.80	1	1	0
04/27/2019 05:00	0.8	14.0	1,272.5	0.7	3.80	1	1	0
04/27/2019 06:00	0.0	0.0	383.0	0.0	0.00	1	0	0
04/27/2019 07:00	0.0	0.0	0.0	0.0	0.00	0	0	0
04/27/2019 08:00	0.0	0.0	0.0	0.0	0.00	0	0	0
04/27/2019 09:00	0.0	0.0	0.0	0.0	0.00	0	0	0
04/27/2019 10:00	0.0	0.0	0.0	0.0	0.00	0	0	0
04/27/2019 11:00	0.0	0.0	0.0	0.0	0.00	0	0	0
04/27/2019 12:00	0.0	0.0	0.0	0.0	0.00	0	0	0
04/27/2019 13:00	0.0	0.0	0.0	0.0	0.00	0	0	0
04/27/2019 14:00	22.5	17.6	433.0	40.2	40.38	1	0	0
04/27/2019 15:00	9.8	15.5	906.8	10.7	35.40	1	0	0
04/27/2019 16:00	0.7	14.0	1,359.5	0.6	2.70	1	1	0
04/27/2019 17:00	0.8	14.0	1,361.7	0.7	4.10	1	1	0
04/27/2019 18:00	1.5	13.0	1,877.2	1.1	7.50	1	1	1
04/27/2019 19:00	1.6	12.7	1,946.7	1.2	7.80	1	1	1
04/27/2019 20:00	1.6	12.8	1,910.7	1.2	7.60	1	1	1
04/27/2019 21:00	0.9	13.9	1,345.8	0.8	4.00	1	1	0
04/27/2019 22:00	4.1	16.1	464.4	5.0	1.58	1	0	0
04/27/2019 23:00	0.0	0.0	0.0	0.0	0.00	0	0	0
<b>Average/Sum#:</b>	3.3	14.2	1,295.2	4.4	137.16 #	16 #	12 #	4 #
<b>Minimum:</b>	0.7	12.7	383.0	0.6	1.58	0	0	0
<b>Maximum:</b>	22.5	17.6	1,946.7	40.2	40.38	1	1	1
<b>%SI</b>	37.50	37.50	33.33	37.50	37.50	0.00	0.00	0.00

# Daily Summary Report

## CT2 - NOx



From: 04/01/2019 00:00 To: 06/30/2019 23:59 Facility Name: COLUSA GENERATING STATION  
 Generated: 07/03/2019 08:39 Location: Maxwell, CA

Red = Invalid or Excluded Data | Green = Edited Status | Blue = Edited Value | \* = Excess Emission

Const. Value/Limit Tag:

	Unit CT2 NOx, Ppm 1 Hour(s)	Unit CT2 O2, Dry, Pct 1 Hour(s)	Unit CT2 HI, MBtuPerHr 1 Hour(s)	> Limit Unit CT2 NOx, Ppmvdc 1 Hour(s)	> Limit Unit CT2 NOx, Lb 1 Hour(s)	Unit CT2 UnitOn, TF 1 Hour(s)	Unit CT2 NormalOp, TF 1 Hour(s)	Unit CT2 DBOn, TF 1 Hour(s)
04/28/2019 00:00	0.0	0.0	0.0	0.0	0.00	0	0	0
04/28/2019 01:00	0.0	0.0	0.0	0.0	0.00	0	0	0
04/28/2019 02:00	0.0	0.0	0.0	0.0	0.00	0	0	0
04/28/2019 03:00	0.0	0.0	0.0	0.0	0.00	0	0	0
04/28/2019 04:00	0.0	0.0	0.0	0.0	0.00	0	0	0
04/28/2019 05:00	0.0	0.0	0.0	0.0	0.00	0	0	0
04/28/2019 06:00	0.0	0.0	0.0	0.0	0.00	0	0	0
04/28/2019 07:00	0.0	0.0	0.0	0.0	0.00	0	0	0
04/28/2019 08:00	0.0	0.0	0.0	0.0	0.00	0	0	0
04/28/2019 09:00	0.0	0.0	0.0	0.0	0.00	0	0	0
04/28/2019 10:00	0.0	0.0	0.0	0.0	0.00	0	0	0
04/28/2019 11:00	29.8	17.6	453.9	53.3	62.30	1	0	0
04/28/2019 12:00	7.8	17.1	513.6	12.1	23.10	1	0	0
04/28/2019 13:00	7.9	15.8	852.5	9.1	29.00	1	0	0
04/28/2019 14:00	0.7	14.0	1,357.7	0.6	2.70	1	1	0
04/28/2019 15:00	1.2	13.8	1,616.0	1.0	6.50	1	1	0
04/28/2019 16:00	1.4	13.7	1,741.4	1.1	7.00	1	1	0
04/28/2019 17:00	1.3	13.8	1,708.4	1.1	6.80	1	1	1
04/28/2019 18:00	1.6	12.5	2,012.1	1.1	8.00	1	1	1
04/28/2019 19:00	1.6	12.6	2,000.9	1.1	8.00	1	1	1
04/28/2019 20:00	1.2	13.6	1,518.2	1.0	6.10	1	1	1
04/28/2019 21:00	1.9	14.6	1,051.6	1.8	4.96	1	0	0
04/28/2019 22:00	0.0	0.0	0.0	0.0	0.00	0	0	0
04/28/2019 23:00	0.0	0.0	0.0	0.0	0.00	0	0	0
<b>Average/Sum#:</b>	5.1	14.5	1,347.8	7.6	164.46 #	11 #	7 #	4 #
<b>Minimum:</b>	0.7	12.5	453.9	0.6	2.70	0	0	0
<b>Maximum:</b>	29.8	17.6	2,012.1	53.3	62.30	1	1	1
<b>%SI</b>	54.17	54.17	54.17	54.17	54.17	0.00	0.00	0.00

# Daily Summary Report

## CT2 - NOx



From: 04/01/2019 00:00 To: 06/30/2019 23:59 Facility Name: COLUSA GENERATING STATION  
 Generated: 07/03/2019 08:39 Location: Maxwell, CA

Red = Invalid or Excluded Data | Green = Edited Status | Blue = Edited Value | \* = Excess Emission

Const. Value/Limit Tag:

	Unit CT2 NOX, Ppm 1 Hour(s)	Unit CT2 O2, Dry, Pct 1 Hour(s)	Unit CT2 HI, MBtuPerHr 1 Hour(s)	> Limit Unit CT2 NOX, Ppmvdc 1 Hour(s)	> Limit Unit CT2 NOX, Lb 1 Hour(s)	Unit CT2 UnitOn, TF 1 Hour(s)	Unit CT2 NormalOp, TF 1 Hour(s)	Unit CT2 DBOn, TF 1 Hour(s)
04/29/2019 00:00	0.0	0.0	0.0	0.0	0.00	0	0	0
04/29/2019 01:00	0.0	0.0	0.0	0.0	0.00	0	0	0
04/29/2019 02:00	0.0	0.0	0.0	0.0	0.00	0	0	0
04/29/2019 03:00	0.0	0.0	0.0	0.0	0.00	0	0	0
04/29/2019 04:00	0.0	0.0	0.0	0.0	0.00	0	0	0
04/29/2019 05:00	0.0	0.0	0.0	0.0	0.00	0	0	0
04/29/2019 06:00	0.0	0.0	0.0	0.0	0.00	0	0	0
04/29/2019 07:00	0.0	0.0	0.0	0.0	0.00	0	0	0
04/29/2019 08:00	0.0	0.0	0.0	0.0	0.00	0	0	0
04/29/2019 09:00	0.0	0.0	0.0	0.0	0.00	0	0	0
04/29/2019 10:00	0.0	0.0	0.0	0.0	0.00	0	0	0
04/29/2019 11:00	0.0	0.0	0.0	0.0	0.00	0	0	0
04/29/2019 12:00	0.0	0.0	0.0	0.0	0.00	0	0	0
04/29/2019 13:00	0.0	0.0	0.0	0.0	0.00	0	0	0
04/29/2019 14:00	0.0	0.0	0.0	0.0	0.00	0	0	0
04/29/2019 15:00	0.0	0.0	0.0	0.0	0.00	0	0	0
04/29/2019 16:00	0.0	0.0	0.0	0.0	0.00	0	0	0
04/29/2019 17:00	0.0	0.0	0.0	0.0	0.00	0	0	0
04/29/2019 18:00	0.0	0.0	0.0	0.0	0.00	0	0	0
04/29/2019 19:00	0.0	0.0	0.0	0.0	0.00	0	0	0
04/29/2019 20:00	0.0	0.0	0.0	0.0	0.00	0	0	0
04/29/2019 21:00	0.0	0.0	0.0	0.0	0.00	0	0	0
04/29/2019 22:00	0.0	0.0	0.0	0.0	0.00	0	0	0
04/29/2019 23:00	0.0	0.0	0.0	0.0	0.00	0	0	0
Average/Sum#:	0.0	0.0	0.0	0.0	0.00 #	0 #	0 #	0 #
Minimum:	0.0	0.0	0.0	0.0	0.00	0	0	0
Maximum:	0.0	0.0	0.0	0.0	0.00	0	0	0
%SI	100.00	100.00	100.00	100.00	100.00	0.00	0.00	0.00

# Daily Summary Report

## CT2 - NOx



From: 04/01/2019 00:00 To: 06/30/2019 23:59 Facility Name: COLUSA GENERATING STATION  
 Generated: 07/03/2019 08:39 Location: Maxwell, CA

Red = Invalid or Excluded Data | Green = Edited Status | Blue = Edited Value | \* = Excess Emission

Const. Value/Limit Tag:

	Unit CT2 NOx, Ppm 1 Hour(s)	Unit CT2 O2, Dry, Pct 1 Hour(s)	Unit CT2 HI, MBtuPerHr 1 Hour(s)	> Limit Unit CT2 NOx, Ppmvdc 1 Hour(s)	> Limit Unit CT2 NOx, Lb 1 Hour(s)	Unit CT2 UnitOn, TF 1 Hour(s)	Unit CT2 NormalOp, TF 1 Hour(s)	Unit CT2 DBOn, TF 1 Hour(s)
04/30/2019 00:00	0.0	0.0	0.0	0.0	0.00	0	0	0
04/30/2019 01:00	0.0	0.0	0.0	0.0	0.00	0	0	0
04/30/2019 02:00	0.0	0.0	0.0	0.0	0.00	0	0	0
04/30/2019 03:00	0.0	0.0	0.0	0.0	0.00	0	0	0
04/30/2019 04:00	0.0	0.0	0.0	0.0	0.00	0	0	0
04/30/2019 05:00	0.0	0.0	0.0	0.0	0.00	0	0	0
04/30/2019 06:00	0.0	0.0	0.0	0.0	0.00	0	0	0
04/30/2019 07:00	0.0	0.0	0.0	0.0	0.00	0	0	0
04/30/2019 08:00	0.0	0.0	0.0	0.0	0.00	0	0	0
04/30/2019 09:00	0.0	0.0	0.0	0.0	0.00	0	0	0
04/30/2019 10:00	0.0	0.0	0.0	0.0	0.00	0	0	0
04/30/2019 11:00	0.0	0.0	0.0	0.0	0.00	0	0	0
04/30/2019 12:00	0.0	0.0	0.0	0.0	0.00	0	0	0
04/30/2019 13:00	0.0	0.0	0.0	0.0	0.00	0	0	0
04/30/2019 14:00	0.0	0.0	0.0	0.0	0.00	0	0	0
04/30/2019 15:00	0.0	0.0	0.0	0.0	0.00	0	0	0
04/30/2019 16:00	0.0	0.0	0.0	0.0	0.00	0	0	0
04/30/2019 17:00	0.0	0.0	0.0	0.0	0.00	0	0	0
04/30/2019 18:00	0.0	0.0	0.0	0.0	0.00	0	0	0
04/30/2019 19:00	0.0	0.0	0.0	0.0	0.00	0	0	0
04/30/2019 20:00	0.0	0.0	0.0	0.0	0.00	0	0	0
04/30/2019 21:00	0.0	0.0	0.0	0.0	0.00	0	0	0
04/30/2019 22:00	0.0	0.0	0.0	0.0	0.00	0	0	0
04/30/2019 23:00	0.0	0.0	0.0	0.0	0.00	0	0	0
Average/Sum#:	0.0	0.0	0.0	0.0	0.00 #	0 #	0 #	0 #
Minimum:	0.0	0.0	0.0	0.0	0.00	0	0	0
Maximum:	0.0	0.0	0.0	0.0	0.00	0	0	0
%SI	100.00	100.00	100.00	100.00	100.00	0.00	0.00	0.00

# Daily Summary Report

## CT2 - NOx



From: 04/01/2019 00:00 To: 06/30/2019 23:59 Facility Name: COLUSA GENERATING STATION  
 Generated: 07/03/2019 08:39 Location: Maxwell, CA

Red = Invalid or Excluded Data | Green = Edited Status | Blue = Edited Value | \* = Excess Emission

Const. Value/Limit Tag:

	Unit CT2 NOX, Ppm 1 Hour(s)	Unit CT2 O2, Dry, Pct 1 Hour(s)	Unit CT2 HI, MBtuPerHr 1 Hour(s)	> Limit Unit CT2 NOX, Ppmvdc 1 Hour(s)	> Limit Unit CT2 NOX, Lb 1 Hour(s)	Unit CT2 UnitOn, TF 1 Hour(s)	Unit CT2 NormalOp, TF 1 Hour(s)	Unit CT2 DBOn, TF 1 Hour(s)
05/01/2019 00:00	0.0	0.0	0.0	0.0	0.00	0	0	0
05/01/2019 01:00	0.0	0.0	0.0	0.0	0.00	0	0	0
05/01/2019 02:00	0.0	0.0	0.0	0.0	0.00	0	0	0
05/01/2019 03:00	0.0	0.0	0.0	0.0	0.00	0	0	0
05/01/2019 04:00	0.0	0.0	0.0	0.0	0.00	0	0	0
05/01/2019 05:00	0.0	0.0	0.0	0.0	0.00	0	0	0
05/01/2019 06:00	0.0	0.0	0.0	0.0	0.00	0	0	0
05/01/2019 07:00	0.0	0.0	0.0	0.0	0.00	0	0	0
05/01/2019 08:00	0.0	0.0	0.0	0.0	0.00	0	0	0
05/01/2019 09:00	0.0	0.0	0.0	0.0	0.00	0	0	0
05/01/2019 10:00	0.0	0.0	0.0	0.0	0.00	0	0	0
05/01/2019 11:00	0.0	0.0	0.0	0.0	0.00	0	0	0
05/01/2019 12:00	0.0	0.0	0.0	0.0	0.00	0	0	0
05/01/2019 13:00	0.0	0.0	0.0	0.0	0.00	0	0	0
05/01/2019 14:00	0.0	0.0	0.0	0.0	0.00	0	0	0
05/01/2019 15:00	0.0	0.0	0.0	0.0	0.00	0	0	0
05/01/2019 16:00	0.0	0.0	0.0	0.0	0.00	0	0	0
05/01/2019 17:00	0.0	0.0	0.0	0.0	0.00	0	0	0
05/01/2019 18:00	0.0	0.0	0.0	0.0	0.00	0	0	0
05/01/2019 19:00	0.0	0.0	0.0	0.0	0.00	0	0	0
05/01/2019 20:00	0.0	0.0	0.0	0.0	0.00	0	0	0
05/01/2019 21:00	0.0	0.0	0.0	0.0	0.00	0	0	0
05/01/2019 22:00	0.0	0.0	0.0	0.0	0.00	0	0	0
05/01/2019 23:00	0.0	0.0	0.0	0.0	0.00	0	0	0
<b>Average/Sum#:</b>	0.0	0.0	0.0	0.0	0.00 #	0 #	0 #	0 #
<b>Minimum:</b>	0.0	0.0	0.0	0.0	0.00	0	0	0
<b>Maximum:</b>	0.0	0.0	0.0	0.0	0.00	0	0	0
<b>%SI</b>	100.00	100.00	100.00	100.00	100.00	0.00	0.00	0.00

# Daily Summary Report

## CT2 - NOx



From: 04/01/2019 00:00 To: 06/30/2019 23:59 Facility Name: COLUSA GENERATING STATION  
 Generated: 07/03/2019 08:39 Location: Maxwell, CA

Red = Invalid or Excluded Data | Green = Edited Status | Blue = Edited Value | \* = Excess Emission

Const. Value/Limit Tag:

	Unit CT2 NOx, Ppm 1 Hour(s)	Unit CT2 O2, Dry, Pct 1 Hour(s)	Unit CT2 HI, MBtuPerHr 1 Hour(s)	> Limit Unit CT2 NOx, Ppmvdc 1 Hour(s)	> Limit Unit CT2 NOx, Lb 1 Hour(s)	Unit CT2 UnitOn, TF 1 Hour(s)	Unit CT2 NormalOp, TF 1 Hour(s)	Unit CT2 DBOn, TF 1 Hour(s)
05/02/2019 00:00	0.0	0.0	0.0	0.0	0.00	0	0	0
05/02/2019 01:00	0.0	0.0	0.0	0.0	0.00	0	0	0
05/02/2019 02:00	0.0	0.0	0.0	0.0	0.00	0	0	0
05/02/2019 03:00	0.0	0.0	0.0	0.0	0.00	0	0	0
05/02/2019 04:00	0.0	0.0	0.0	0.0	0.00	0	0	0
05/02/2019 05:00	0.0	0.0	0.0	0.0	0.00	0	0	0
05/02/2019 06:00	0.0	0.0	0.0	0.0	0.00	0	0	0
05/02/2019 07:00	0.0	0.0	0.0	0.0	0.00	0	0	0
05/02/2019 08:00	0.0	0.0	0.0	0.0	0.00	0	0	0
05/02/2019 09:00	0.0	0.0	0.0	0.0	0.00	0	0	0
05/02/2019 10:00	0.0	0.0	0.0	0.0	0.00	0	0	0
05/02/2019 11:00	0.0	0.0	0.0	0.0	0.00	0	0	0
05/02/2019 12:00	0.0	0.0	0.0	0.0	0.00	0	0	0
05/02/2019 13:00	0.0	0.0	0.0	0.0	0.00	0	0	0
05/02/2019 14:00	0.0	0.0	0.0	0.0	0.00	0	0	0
05/02/2019 15:00	0.0	0.0	0.0	0.0	0.00	0	0	0
05/02/2019 16:00	0.0	0.0	0.0	0.0	0.00	0	0	0
05/02/2019 17:00	0.0	0.0	0.0	0.0	0.00	0	0	0
05/02/2019 18:00	0.0	0.0	0.0	0.0	0.00	0	0	0
05/02/2019 19:00	0.0	0.0	0.0	0.0	0.00	0	0	0
05/02/2019 20:00	0.0	0.0	0.0	0.0	0.00	0	0	0
05/02/2019 21:00	0.0	0.0	0.0	0.0	0.00	0	0	0
05/02/2019 22:00	0.0	0.0	0.0	0.0	0.00	0	0	0
05/02/2019 23:00	0.0	0.0	0.0	0.0	0.00	0	0	0
<b>Average/Sum#:</b>	0.0	0.0	0.0	0.0	0.00 #	0 #	0 #	0 #
<b>Minimum:</b>	0.0	0.0	0.0	0.0	0.00	0	0	0
<b>Maximum:</b>	0.0	0.0	0.0	0.0	0.00	0	0	0
<b>%SI</b>	100.00	100.00	100.00	100.00	100.00	0.00	0.00	0.00



# Daily Summary Report

## CT2 - NOx



From: 04/01/2019 00:00 To: 06/30/2019 23:59 Facility Name: COLUSA GENERATING STATION  
 Generated: 07/03/2019 08:39 Location: Maxwell, CA

Red = Invalid or Excluded Data | Green = Edited Status | Blue = Edited Value | \* = Excess Emission

Const. Value/Limit Tag:

	Unit CT2 NOX, Ppm 1 Hour(s)	Unit CT2 O2, Dry, Pct 1 Hour(s)	Unit CT2 HI, MBtuPerHr 1 Hour(s)	> Limit Unit CT2 NOX, Ppmvdc 1 Hour(s)	> Limit Unit CT2 NOX, Lb 1 Hour(s)	Unit CT2 UnitOn, TF 1 Hour(s)	Unit CT2 NormalOp, TF 1 Hour(s)	Unit CT2 DBOn, TF 1 Hour(s)
05/03/2019 00:00	0.0	0.0	0.0	0.0	0.00	0	0	0
05/03/2019 01:00	0.0	0.0	0.0	0.0	0.00	0	0	0
05/03/2019 02:00	0.0	0.0	0.0	0.0	0.00	0	0	0
05/03/2019 03:00	0.0	0.0	0.0	0.0	0.00	0	0	0
05/03/2019 04:00	0.0	0.0	0.0	0.0	0.00	0	0	0
05/03/2019 05:00	0.0	0.0	0.0	0.0	0.00	0	0	0
05/03/2019 06:00	0.0	0.0	0.0	0.0	0.00	0	0	0
05/03/2019 07:00	0.0	0.0	0.0	0.0	0.00	0	0	0
05/03/2019 08:00	0.0	0.0	0.0	0.0	0.00	0	0	0
05/03/2019 09:00	0.0	0.0	0.0	0.0	0.00	0	0	0
05/03/2019 10:00	0.0	0.0	0.0	0.0	0.00	0	0	0
05/03/2019 11:00	0.0	0.0	0.0	0.0	0.00	0	0	0
05/03/2019 12:00	0.0	0.0	0.0	0.0	0.00	0	0	0
05/03/2019 13:00	0.0	0.0	0.0	0.0	0.00	0	0	0
05/03/2019 14:00	0.0	0.0	0.0	0.0	0.00	0	0	0
05/03/2019 15:00	0.0	0.0	0.0	0.0	0.00	0	0	0
05/03/2019 16:00	0.0	0.0	0.0	0.0	0.00	0	0	0
05/03/2019 17:00	0.0	0.0	0.0	0.0	0.00	0	0	0
05/03/2019 18:00	0.0	0.0	0.0	0.0	0.00	0	0	0
05/03/2019 19:00	0.0	0.0	0.0	0.0	0.00	0	0	0
05/03/2019 20:00	0.0	0.0	0.0	0.0	0.00	0	0	0
05/03/2019 21:00	0.0	0.0	0.0	0.0	0.00	0	0	0
05/03/2019 22:00	0.0	0.0	0.0	0.0	0.00	0	0	0
05/03/2019 23:00	0.0	0.0	0.0	0.0	0.00	0	0	0
Average/Sum#:	0.0	0.0	0.0	0.0	0.00 #	0 #	0 #	0 #
Minimum:	0.0	0.0	0.0	0.0	0.00	0	0	0
Maximum:	0.0	0.0	0.0	0.0	0.00	0	0	0
%SI	100.00	100.00	100.00	100.00	100.00	0.00	0.00	0.00

# Daily Summary Report

## CT2 - NOx



From: 04/01/2019 00:00 To: 06/30/2019 23:59 Facility Name: COLUSA GENERATING STATION  
 Generated: 07/03/2019 08:39 Location: Maxwell, CA

Red = Invalid or Excluded Data | Green = Edited Status | Blue = Edited Value | \* = Excess Emission

Const. Value/Limit Tag:

	Unit CT2 NOx, Ppm 1 Hour(s)	Unit CT2 O2, Dry, Pct 1 Hour(s)	Unit CT2 HI, MBtuPerHr 1 Hour(s)	> Limit Unit CT2 NOx, Ppmvdc 1 Hour(s)	> Limit Unit CT2 NOx, Lb 1 Hour(s)	Unit CT2 UnitOn, TF 1 Hour(s)	Unit CT2 NormalOp, TF 1 Hour(s)	Unit CT2 DBOn, TF 1 Hour(s)
05/04/2019 00:00	0.0	0.0	0.0	0.0	0.00	0	0	0
05/04/2019 01:00	0.0	0.0	0.0	0.0	0.00	0	0	0
05/04/2019 02:00	0.0	0.0	0.0	0.0	0.00	0	0	0
05/04/2019 03:00	0.0	0.0	0.0	0.0	0.00	0	0	0
05/04/2019 04:00	0.0	0.0	0.0	0.0	0.00	0	0	0
05/04/2019 05:00	0.0	0.0	0.0	0.0	0.00	0	0	0
05/04/2019 06:00	0.0	0.0	0.0	0.0	0.00	0	0	0
05/04/2019 07:00	0.0	0.0	0.0	0.0	0.00	0	0	0
05/04/2019 08:00	0.0	0.0	0.0	0.0	0.00	0	0	0
05/04/2019 09:00	0.0	0.0	0.0	0.0	0.00	0	0	0
05/04/2019 10:00	0.0	0.0	0.0	0.0	0.00	0	0	0
05/04/2019 11:00	0.0	0.0	0.0	0.0	0.00	0	0	0
05/04/2019 12:00	0.0	0.0	0.0	0.0	0.00	0	0	0
05/04/2019 13:00	0.0	0.0	0.0	0.0	0.00	0	0	0
05/04/2019 14:00	0.0	0.0	0.0	0.0	0.00	0	0	0
05/04/2019 15:00	0.0	0.0	0.0	0.0	0.00	0	0	0
05/04/2019 16:00	0.0	0.0	0.0	0.0	0.00	0	0	0
05/04/2019 17:00	0.0	0.0	0.0	0.0	0.00	0	0	0
05/04/2019 18:00	0.0	0.0	0.0	0.0	0.00	0	0	0
05/04/2019 19:00	0.0	0.0	0.0	0.0	0.00	0	0	0
05/04/2019 20:00	0.0	0.0	0.0	0.0	0.00	0	0	0
05/04/2019 21:00	0.0	0.0	0.0	0.0	0.00	0	0	0
05/04/2019 22:00	0.0	0.0	0.0	0.0	0.00	0	0	0
05/04/2019 23:00	0.0	0.0	0.0	0.0	0.00	0	0	0
Average/Sum#:	0.0	0.0	0.0	0.0	0.00 #	0 #	0 #	0 #
Minimum:	0.0	0.0	0.0	0.0	0.00	0	0	0
Maximum:	0.0	0.0	0.0	0.0	0.00	0	0	0
%SI	100.00	100.00	100.00	100.00	100.00	0.00	0.00	0.00

# Daily Summary Report

## CT2 - NOx



From: 04/01/2019 00:00 To: 06/30/2019 23:59 Facility Name: COLUSA GENERATING STATION  
 Generated: 07/03/2019 08:39 Location: Maxwell, CA

Red = Invalid or Excluded Data | Green = Edited Status | Blue = Edited Value | \* = Excess Emission

Const. Value/Limit Tag:

	Unit CT2 NOX, Ppm 1 Hour(s)	Unit CT2 O2, Dry, Pct 1 Hour(s)	Unit CT2 HI, MBtuPerHr 1 Hour(s)	> Limit Unit CT2 NOX, Ppmvdc 1 Hour(s)	> Limit Unit CT2 NOX, Lb 1 Hour(s)	Unit CT2 UnitOn, TF 1 Hour(s)	Unit CT2 NormalOp, TF 1 Hour(s)	Unit CT2 DBOn, TF 1 Hour(s)
05/05/2019 00:00	0.0	0.0	0.0	0.0	0.00	0	0	0
05/05/2019 01:00	0.0	0.0	0.0	0.0	0.00	0	0	0
05/05/2019 02:00	0.0	0.0	0.0	0.0	0.00	0	0	0
05/05/2019 03:00	0.0	0.0	0.0	0.0	0.00	0	0	0
05/05/2019 04:00	0.0	0.0	0.0	0.0	0.00	0	0	0
05/05/2019 05:00	0.0	0.0	0.0	0.0	0.00	0	0	0
05/05/2019 06:00	0.0	0.0	0.0	0.0	0.00	0	0	0
05/05/2019 07:00	0.0	0.0	0.0	0.0	0.00	0	0	0
05/05/2019 08:00	0.0	0.0	0.0	0.0	0.00	0	0	0
05/05/2019 09:00	0.0	0.0	0.0	0.0	0.00	0	0	0
05/05/2019 10:00	0.0	0.0	0.0	0.0	0.00	0	0	0
05/05/2019 11:00	0.0	0.0	0.0	0.0	0.00	0	0	0
05/05/2019 12:00	0.0	0.0	0.0	0.0	0.00	0	0	0
05/05/2019 13:00	0.0	0.0	0.0	0.0	0.00	0	0	0
05/05/2019 14:00	0.0	0.0	0.0	0.0	0.00	0	0	0
05/05/2019 15:00	0.0	0.0	0.0	0.0	0.00	0	0	0
05/05/2019 16:00	0.0	0.0	0.0	0.0	0.00	0	0	0
05/05/2019 17:00	0.0	0.0	0.0	0.0	0.00	0	0	0
05/05/2019 18:00	0.0	0.0	0.0	0.0	0.00	0	0	0
05/05/2019 19:00	0.0	0.0	0.0	0.0	0.00	0	0	0
05/05/2019 20:00	0.0	0.0	0.0	0.0	0.00	0	0	0
05/05/2019 21:00	0.0	0.0	0.0	0.0	0.00	0	0	0
05/05/2019 22:00	0.0	0.0	0.0	0.0	0.00	0	0	0
05/05/2019 23:00	0.0	0.0	0.0	0.0	0.00	0	0	0
Average/Sum#:	0.0	0.0	0.0	0.0	0.00 #	0 #	0 #	0 #
Minimum:	0.0	0.0	0.0	0.0	0.00	0	0	0
Maximum:	0.0	0.0	0.0	0.0	0.00	0	0	0
%SI	100.00	100.00	100.00	100.00	100.00	0.00	0.00	0.00

# Daily Summary Report

## CT2 - NOx



From: 04/01/2019 00:00 To: 06/30/2019 23:59 Facility Name: COLUSA GENERATING STATION  
 Generated: 07/03/2019 08:39 Location: Maxwell, CA

Red = Invalid or Excluded Data | Green = Edited Status | Blue = Edited Value | \* = Excess Emission

Const. Value/Limit Tag:

	Unit CT2 NOX, Ppm 1 Hour(s)	Unit CT2 O2, Dry, Pct 1 Hour(s)	Unit CT2 HI, MBtuPerHr 1 Hour(s)	> Limit Unit CT2 NOX, Ppmvdc 1 Hour(s)	> Limit Unit CT2 NOX, Lb 1 Hour(s)	Unit CT2 UnitOn, TF 1 Hour(s)	Unit CT2 NormalOp, TF 1 Hour(s)	Unit CT2 DBOn, TF 1 Hour(s)
05/06/2019 00:00	0.0	0.0	0.0	0.0	0.00	0	0	0
05/06/2019 01:00	0.0	0.0	0.0	0.0	0.00	0	0	0
05/06/2019 02:00	0.0	0.0	0.0	0.0	0.00	0	0	0
05/06/2019 03:00	0.0	0.0	0.0	0.0	0.00	0	0	0
05/06/2019 04:00	0.0	0.0	0.0	0.0	0.00	0	0	0
05/06/2019 05:00	0.0	0.0	0.0	0.0	0.00	0	0	0
05/06/2019 06:00	0.0	0.0	0.0	0.0	0.00	0	0	0
05/06/2019 07:00	0.0	0.0	0.0	0.0	0.00	0	0	0
05/06/2019 08:00	0.0	0.0	0.0	0.0	0.00	0	0	0
05/06/2019 09:00	0.0	0.0	0.0	0.0	0.00	0	0	0
05/06/2019 10:00	0.0	0.0	0.0	0.0	0.00	0	0	0
05/06/2019 11:00	0.0	0.0	0.0	0.0	0.00	0	0	0
05/06/2019 12:00	0.0	0.0	0.0	0.0	0.00	0	0	0
05/06/2019 13:00	0.0	0.0	0.0	0.0	0.00	0	0	0
05/06/2019 14:00	0.0	0.0	0.0	0.0	0.00	0	0	0
05/06/2019 15:00	0.0	0.0	0.0	0.0	0.00	0	0	0
05/06/2019 16:00	0.0	0.0	0.0	0.0	0.00	0	0	0
05/06/2019 17:00	0.0	0.0	0.0	0.0	0.00	0	0	0
05/06/2019 18:00	0.0	0.0	0.0	0.0	0.00	0	0	0
05/06/2019 19:00	0.0	0.0	0.0	0.0	0.00	0	0	0
05/06/2019 20:00	0.0	0.0	0.0	0.0	0.00	0	0	0
05/06/2019 21:00	0.0	0.0	0.0	0.0	0.00	0	0	0
05/06/2019 22:00	0.0	0.0	0.0	0.0	0.00	0	0	0
05/06/2019 23:00	0.0	0.0	0.0	0.0	0.00	0	0	0
<b>Average/Sum#:</b>	0.0	0.0	0.0	0.0	0.00 #	0 #	0 #	0 #
<b>Minimum:</b>	0.0	0.0	0.0	0.0	0.00	0	0	0
<b>Maximum:</b>	0.0	0.0	0.0	0.0	0.00	0	0	0
<b>%SI</b>	100.00	100.00	100.00	100.00	100.00	0.00	0.00	0.00

# Daily Summary Report

## CT2 - NOx



From: 04/01/2019 00:00 To: 06/30/2019 23:59 Facility Name: COLUSA GENERATING STATION  
 Generated: 07/03/2019 08:39 Location: Maxwell, CA

Red = Invalid or Excluded Data | Green = Edited Status | Blue = Edited Value | \* = Excess Emission

Const. Value/Limit Tag:

	Unit CT2 NOx, Ppm 1 Hour(s)	Unit CT2 O2, Dry, Pct 1 Hour(s)	Unit CT2 HI, MBtuPerHr 1 Hour(s)	> Limit Unit CT2 NOx, Ppmvdc 1 Hour(s)	> Limit Unit CT2 NOx, Lb 1 Hour(s)	Unit CT2 UnitOn, TF 1 Hour(s)	Unit CT2 NormalOp, TF 1 Hour(s)	Unit CT2 DBOn, TF 1 Hour(s)
05/07/2019 00:00	0.0	0.0	0.0	0.0	0.00	0	0	0
05/07/2019 01:00	0.0	0.0	0.0	0.0	0.00	0	0	0
05/07/2019 02:00	0.0	0.0	0.0	0.0	0.00	0	0	0
05/07/2019 03:00	0.0	0.0	0.0	0.0	0.00	0	0	0
05/07/2019 04:00	0.0	0.0	0.0	0.0	0.00	0	0	0
05/07/2019 05:00	0.0	0.0	0.0	0.0	0.00	0	0	0
05/07/2019 06:00	0.0	0.0	0.0	0.0	0.00	0	0	0
05/07/2019 07:00	0.0	0.0	0.0	0.0	0.00	0	0	0
05/07/2019 08:00	0.0	0.0	0.0	0.0	0.00	0	0	0
05/07/2019 09:00	0.0	0.0	0.0	0.0	0.00	0	0	0
05/07/2019 10:00	0.0	0.0	0.0	0.0	0.00	0	0	0
05/07/2019 11:00	0.0	0.0	0.0	0.0	0.00	0	0	0
05/07/2019 12:00	0.0	0.0	0.0	0.0	0.00	0	0	0
05/07/2019 13:00	0.0	0.0	0.0	0.0	0.00	0	0	0
05/07/2019 14:00	0.0	0.0	0.0	0.0	0.00	0	0	0
05/07/2019 15:00	0.0	0.0	0.0	0.0	0.00	0	0	0
05/07/2019 16:00	0.0	0.0	0.0	0.0	0.00	0	0	0
05/07/2019 17:00	0.0	0.0	0.0	0.0	0.00	0	0	0
05/07/2019 18:00	0.0	0.0	0.0	0.0	0.00	0	0	0
05/07/2019 19:00	0.0	0.0	0.0	0.0	0.00	0	0	0
05/07/2019 20:00	0.0	0.0	0.0	0.0	0.00	0	0	0
05/07/2019 21:00	0.0	0.0	0.0	0.0	0.00	0	0	0
05/07/2019 22:00	0.0	0.0	0.0	0.0	0.00	0	0	0
05/07/2019 23:00	0.0	0.0	0.0	0.0	0.00	0	0	0
Average/Sum#:	0.0	0.0	0.0	0.0	0.00 #	0 #	0 #	0 #
Minimum:	0.0	0.0	0.0	0.0	0.00	0	0	0
Maximum:	0.0	0.0	0.0	0.0	0.00	0	0	0
%SI	100.00	100.00	100.00	100.00	100.00	0.00	0.00	0.00

# Daily Summary Report

## CT2 - NOx



From: 04/01/2019 00:00 To: 06/30/2019 23:59 Facility Name: COLUSA GENERATING STATION  
 Generated: 07/03/2019 08:39 Location: Maxwell, CA

Red = Invalid or Excluded Data | Green = Edited Status | Blue = Edited Value | \* = Excess Emission

Const. Value/Limit Tag:

	Unit CT2 NOX, Ppm 1 Hour(s)	Unit CT2 O2, Dry, Pct 1 Hour(s)	Unit CT2 HI, MBtuPerHr 1 Hour(s)	> Limit Unit CT2 NOX, Ppmvdc 1 Hour(s)	> Limit Unit CT2 NOX, Lb 1 Hour(s)	Unit CT2 UnitOn, TF 1 Hour(s)	Unit CT2 NormalOp, TF 1 Hour(s)	Unit CT2 DBOn, TF 1 Hour(s)
05/08/2019 00:00	0.0	0.0	0.0	0.0	0.00	0	0	0
05/08/2019 01:00	0.0	0.0	0.0	0.0	0.00	0	0	0
05/08/2019 02:00	0.0	0.0	0.0	0.0	0.00	0	0	0
05/08/2019 03:00	0.0	0.0	0.0	0.0	0.00	0	0	0
05/08/2019 04:00	0.0	0.0	0.0	0.0	0.00	0	0	0
05/08/2019 05:00	0.0	0.0	0.0	0.0	0.00	0	0	0
05/08/2019 06:00	0.0	0.0	0.0	0.0	0.00	0	0	0
05/08/2019 07:00	0.0	0.0	0.0	0.0	0.00	0	0	0
05/08/2019 08:00	0.0	0.0	0.0	0.0	0.00	0	0	0
05/08/2019 09:00	0.0	0.0	0.0	0.0	0.00	0	0	0
05/08/2019 10:00	0.0	0.0	0.0	0.0	0.00	0	0	0
05/08/2019 11:00	0.0	0.0	0.0	0.0	0.00	0	0	0
05/08/2019 12:00	0.0	0.0	0.0	0.0	0.00	0	0	0
05/08/2019 13:00	0.0	0.0	0.0	0.0	0.00	0	0	0
05/08/2019 14:00	0.0	0.0	0.0	0.0	0.00	0	0	0
05/08/2019 15:00	0.0	0.0	0.0	0.0	0.00	0	0	0
05/08/2019 16:00	0.0	0.0	0.0	0.0	0.00	0	0	0
05/08/2019 17:00	0.0	0.0	0.0	0.0	0.00	0	0	0
05/08/2019 18:00	0.0	0.0	0.0	0.0	0.00	0	0	0
05/08/2019 19:00	0.0	0.0	0.0	0.0	0.00	0	0	0
05/08/2019 20:00	0.0	0.0	0.0	0.0	0.00	0	0	0
05/08/2019 21:00	0.0	0.0	0.0	0.0	0.00	0	0	0
05/08/2019 22:00	0.0	0.0	0.0	0.0	0.00	0	0	0
05/08/2019 23:00	0.0	0.0	0.0	0.0	0.00	0	0	0
Average/Sum#:	0.0	0.0	0.0	0.0	0.00 #	0 #	0 #	0 #
Minimum:	0.0	0.0	0.0	0.0	0.00	0	0	0
Maximum:	0.0	0.0	0.0	0.0	0.00	0	0	0
%SI	100.00	100.00	100.00	100.00	100.00	0.00	0.00	0.00

# Daily Summary Report

## CT2 - NOx



From: 04/01/2019 00:00 To: 06/30/2019 23:59 Facility Name: COLUSA GENERATING STATION  
 Generated: 07/03/2019 08:39 Location: Maxwell, CA

Red = Invalid or Excluded Data | Green = Edited Status | Blue = Edited Value | \* = Excess Emission

Const. Value/Limit Tag:

	Unit CT2 NOX, Ppm 1 Hour(s)	Unit CT2 O2, Dry, Pct 1 Hour(s)	Unit CT2 HI, MBtuPerHr 1 Hour(s)	> Limit Unit CT2 NOX, Ppmvdc 1 Hour(s)	> Limit Unit CT2 NOX, Lb 1 Hour(s)	Unit CT2 UnitOn, TF 1 Hour(s)	Unit CT2 NormalOp, TF 1 Hour(s)	Unit CT2 DBOn, TF 1 Hour(s)
05/09/2019 00:00	0.0	0.0	0.0	0.0	0.00	0	0	0
05/09/2019 01:00	0.0	0.0	0.0	0.0	0.00	0	0	0
05/09/2019 02:00	0.0	0.0	0.0	0.0	0.00	0	0	0
05/09/2019 03:00	0.0	0.0	0.0	0.0	0.00	0	0	0
05/09/2019 04:00	0.0	0.0	0.0	0.0	0.00	0	0	0
05/09/2019 05:00	0.0	0.0	0.0	0.0	0.00	0	0	0
05/09/2019 06:00	0.0	0.0	0.0	0.0	0.00	0	0	0
05/09/2019 07:00	0.0	0.0	0.0	0.0	0.00	0	0	0
05/09/2019 08:00	0.0	0.0	0.0	0.0	0.00	0	0	0
05/09/2019 09:00	0.0	0.0	0.0	0.0	0.00	0	0	0
05/09/2019 10:00	0.0	0.0	0.0	0.0	0.00	0	0	0
05/09/2019 11:00	0.0	0.0	0.0	0.0	0.00	0	0	0
05/09/2019 12:00	0.0	0.0	0.0	0.0	0.00	0	0	0
05/09/2019 13:00	0.0	0.0	0.0	0.0	0.00	0	0	0
05/09/2019 14:00	0.0	0.0	0.0	0.0	0.00	0	0	0
05/09/2019 15:00	0.0	0.0	0.0	0.0	0.00	0	0	0
05/09/2019 16:00	0.0	0.0	0.0	0.0	0.00	0	0	0
05/09/2019 17:00	0.0	0.0	0.0	0.0	0.00	0	0	0
05/09/2019 18:00	0.0	0.0	0.0	0.0	0.00	0	0	0
05/09/2019 19:00	0.0	0.0	0.0	0.0	0.00	0	0	0
05/09/2019 20:00	0.0	0.0	0.0	0.0	0.00	0	0	0
05/09/2019 21:00	0.0	0.0	0.0	0.0	0.00	0	0	0
05/09/2019 22:00	0.0	0.0	0.0	0.0	0.00	0	0	0
05/09/2019 23:00	0.0	0.0	0.0	0.0	0.00	0	0	0
Average/Sum#:	0.0	0.0	0.0	0.0	0.00 #	0 #	0 #	0 #
Minimum:	0.0	0.0	0.0	0.0	0.00	0	0	0
Maximum:	0.0	0.0	0.0	0.0	0.00	0	0	0
%SI	100.00	100.00	100.00	100.00	100.00	0.00	0.00	0.00

# Daily Summary Report

## CT2 - NOx



From: 04/01/2019 00:00 To: 06/30/2019 23:59 Facility Name: COLUSA GENERATING STATION  
 Generated: 07/03/2019 08:39 Location: Maxwell, CA

Red = Invalid or Excluded Data | Green = Edited Status | Blue = Edited Value | \* = Excess Emission

Const. Value/Limit Tag:

	Unit CT2 NOx, Ppm 1 Hour(s)	Unit CT2 O2, Dry, Pct 1 Hour(s)	Unit CT2 HI, MBtuPerHr 1 Hour(s)	> Limit Unit CT2 NOx, Ppmvdc 1 Hour(s)	> Limit Unit CT2 NOx, Lb 1 Hour(s)	Unit CT2 UnitOn, TF 1 Hour(s)	Unit CT2 NormalOp, TF 1 Hour(s)	Unit CT2 DBOn, TF 1 Hour(s)
05/10/2019 00:00	0.0	0.0	0.0	0.0	0.00	0	0	0
05/10/2019 01:00	0.0	0.0	0.0	0.0	0.00	0	0	0
05/10/2019 02:00	0.0	0.0	0.0	0.0	0.00	0	0	0
05/10/2019 03:00	0.0	0.0	0.0	0.0	0.00	0	0	0
05/10/2019 04:00	0.0	0.0	0.0	0.0	0.00	0	0	0
05/10/2019 05:00	0.0	0.0	0.0	0.0	0.00	0	0	0
05/10/2019 06:00	0.0	0.0	0.0	0.0	0.00	0	0	0
05/10/2019 07:00	0.0	0.0	0.0	0.0	0.00	0	0	0
05/10/2019 08:00	0.0	0.0	0.0	0.0	0.00	0	0	0
05/10/2019 09:00	0.0	0.0	0.0	0.0	0.00	0	0	0
05/10/2019 10:00	0.0	0.0	0.0	0.0	0.00	0	0	0
05/10/2019 11:00	0.0	0.0	0.0	0.0	0.00	0	0	0
05/10/2019 12:00	0.0	0.0	0.0	0.0	0.00	0	0	0
05/10/2019 13:00	0.0	0.0	0.0	0.0	0.00	0	0	0
05/10/2019 14:00	0.0	0.0	0.0	0.0	0.00	0	0	0
05/10/2019 15:00	0.0	0.0	0.0	0.0	0.00	0	0	0
05/10/2019 16:00	0.0	0.0	0.0	0.0	0.00	0	0	0
05/10/2019 17:00	0.0	0.0	0.0	0.0	0.00	0	0	0
05/10/2019 18:00	0.0	0.0	0.0	0.0	0.00	0	0	0
05/10/2019 19:00	0.0	0.0	0.0	0.0	0.00	0	0	0
05/10/2019 20:00	0.0	0.0	0.0	0.0	0.00	0	0	0
05/10/2019 21:00	0.0	0.0	0.0	0.0	0.00	0	0	0
05/10/2019 22:00	0.0	0.0	0.0	0.0	0.00	0	0	0
05/10/2019 23:00	0.0	0.0	0.0	0.0	0.00	0	0	0
Average/Sum#:	0.0	0.0	0.0	0.0	0.00 #	0 #	0 #	0 #
Minimum:	0.0	0.0	0.0	0.0	0.00	0	0	0
Maximum:	0.0	0.0	0.0	0.0	0.00	0	0	0
%SI	100.00	100.00	100.00	100.00	100.00	0.00	0.00	0.00



# Daily Summary Report

## CT2 - NOx



From: 04/01/2019 00:00 To: 06/30/2019 23:59 Facility Name: COLUSA GENERATING STATION  
 Generated: 07/03/2019 08:39 Location: Maxwell, CA

Red = Invalid or Excluded Data | Green = Edited Status | Blue = Edited Value | \* = Excess Emission

Const. Value/Limit Tag:

	Unit CT2 NOX, Ppm 1 Hour(s)	Unit CT2 O2, Dry, Pct 1 Hour(s)	Unit CT2 HI, MBtuPerHr 1 Hour(s)	> Limit Unit CT2 NOX, Ppmvdc 1 Hour(s)	> Limit Unit CT2 NOX, Lb 1 Hour(s)	Unit CT2 UnitOn, TF 1 Hour(s)	Unit CT2 NormalOp, TF 1 Hour(s)	Unit CT2 DBOn, TF 1 Hour(s)
05/11/2019 00:00	0.0	0.0	0.0	0.0	0.00	0	0	0
05/11/2019 01:00	0.0	0.0	0.0	0.0	0.00	0	0	0
05/11/2019 02:00	0.0	0.0	0.0	0.0	0.00	0	0	0
05/11/2019 03:00	0.0	0.0	0.0	0.0	0.00	0	0	0
05/11/2019 04:00	0.0	0.0	0.0	0.0	0.00	0	0	0
05/11/2019 05:00	0.0	0.0	0.0	0.0	0.00	0	0	0
05/11/2019 06:00	0.0	0.0	0.0	0.0	0.00	0	0	0
05/11/2019 07:00	0.0	0.0	0.0	0.0	0.00	0	0	0
05/11/2019 08:00	0.0	0.0	0.0	0.0	0.00	0	0	0
05/11/2019 09:00	0.0	0.0	0.0	0.0	0.00	0	0	0
05/11/2019 10:00	0.0	0.0	0.0	0.0	0.00	0	0	0
05/11/2019 11:00	0.0	0.0	0.0	0.0	0.00	0	0	0
05/11/2019 12:00	0.0	0.0	0.0	0.0	0.00	0	0	0
05/11/2019 13:00	0.0	0.0	0.0	0.0	0.00	0	0	0
05/11/2019 14:00	0.0	0.0	0.0	0.0	0.00	0	0	0
05/11/2019 15:00	0.0	0.0	0.0	0.0	0.00	0	0	0
05/11/2019 16:00	0.0	0.0	0.0	0.0	0.00	0	0	0
05/11/2019 17:00	0.0	0.0	0.0	0.0	0.00	0	0	0
05/11/2019 18:00	0.0	0.0	0.0	0.0	0.00	0	0	0
05/11/2019 19:00	0.0	0.0	0.0	0.0	0.00	0	0	0
05/11/2019 20:00	0.0	0.0	0.0	0.0	0.00	0	0	0
05/11/2019 21:00	0.0	0.0	0.0	0.0	0.00	0	0	0
05/11/2019 22:00	0.0	0.0	0.0	0.0	0.00	0	0	0
05/11/2019 23:00	0.0	0.0	0.0	0.0	0.00	0	0	0
Average/Sum#:	0.0	0.0	0.0	0.0	0.00 #	0 #	0 #	0 #
Minimum:	0.0	0.0	0.0	0.0	0.00	0	0	0
Maximum:	0.0	0.0	0.0	0.0	0.00	0	0	0
%SI	100.00	100.00	100.00	100.00	100.00	0.00	0.00	0.00

# Daily Summary Report

## CT2 - NOx



From: 04/01/2019 00:00 To: 06/30/2019 23:59 Facility Name: COLUSA GENERATING STATION  
 Generated: 07/03/2019 08:39 Location: Maxwell, CA

Red = Invalid or Excluded Data | Green = Edited Status | Blue = Edited Value | \* = Excess Emission

Const. Value/Limit Tag:

	Unit CT2 NOx, Ppm 1 Hour(s)	Unit CT2 O2, Dry, Pct 1 Hour(s)	Unit CT2 HI, MBtuPerHr 1 Hour(s)	> Limit Unit CT2 NOx, Ppmvdc 1 Hour(s)	> Limit Unit CT2 NOx, Lb 1 Hour(s)	Unit CT2 UnitOn, TF 1 Hour(s)	Unit CT2 NormalOp, TF 1 Hour(s)	Unit CT2 DBOn, TF 1 Hour(s)
05/12/2019 00:00	0.0	0.0	0.0	0.0	0.00	0	0	0
05/12/2019 01:00	0.0	0.0	0.0	0.0	0.00	0	0	0
05/12/2019 02:00	0.0	0.0	0.0	0.0	0.00	0	0	0
05/12/2019 03:00	0.0	0.0	0.0	0.0	0.00	0	0	0
05/12/2019 04:00	0.0	0.0	0.0	0.0	0.00	0	0	0
05/12/2019 05:00	0.0	0.0	0.0	0.0	0.00	0	0	0
05/12/2019 06:00	0.0	0.0	0.0	0.0	0.00	0	0	0
05/12/2019 07:00	0.0	0.0	0.0	0.0	0.00	0	0	0
05/12/2019 08:00	0.0	0.0	0.0	0.0	0.00	0	0	0
05/12/2019 09:00	0.0	0.0	0.0	0.0	0.00	0	0	0
05/12/2019 10:00	0.0	0.0	0.0	0.0	0.00	0	0	0
05/12/2019 11:00	0.0	0.0	0.0	0.0	0.00	0	0	0
05/12/2019 12:00	0.0	0.0	0.0	0.0	0.00	0	0	0
05/12/2019 13:00	0.0	0.0	0.0	0.0	0.00	0	0	0
05/12/2019 14:00	0.0	0.0	0.0	0.0	0.00	0	0	0
05/12/2019 15:00	0.0	0.0	0.0	0.0	0.00	0	0	0
05/12/2019 16:00	0.0	0.0	0.0	0.0	0.00	0	0	0
05/12/2019 17:00	0.0	0.0	0.0	0.0	0.00	0	0	0
05/12/2019 18:00	0.0	0.0	0.0	0.0	0.00	0	0	0
05/12/2019 19:00	0.0	0.0	0.0	0.0	0.00	0	0	0
05/12/2019 20:00	0.0	0.0	0.0	0.0	0.00	0	0	0
05/12/2019 21:00	0.0	0.0	0.0	0.0	0.00	0	0	0
05/12/2019 22:00	0.0	0.0	0.0	0.0	0.00	0	0	0
05/12/2019 23:00	0.0	0.0	0.0	0.0	0.00	0	0	0
Average/Sum#:	0.0	0.0	0.0	0.0	0.00 #	0 #	0 #	0 #
Minimum:	0.0	0.0	0.0	0.0	0.00	0	0	0
Maximum:	0.0	0.0	0.0	0.0	0.00	0	0	0
%SI	100.00	100.00	100.00	100.00	100.00	0.00	0.00	0.00

# Daily Summary Report

## CT2 - NOx



From: 04/01/2019 00:00 To: 06/30/2019 23:59 Facility Name: COLUSA GENERATING STATION  
 Generated: 07/03/2019 08:39 Location: Maxwell, CA

Red = Invalid or Excluded Data | Green = Edited Status | Blue = Edited Value | \* = Excess Emission

Const. Value/Limit Tag:

	Unit CT2 NOx, Ppm 1 Hour(s)	Unit CT2 O2, Dry, Pct 1 Hour(s)	Unit CT2 HI, MBtuPerHr 1 Hour(s)	> Limit Unit CT2 NOx, Ppmvdc 1 Hour(s)	> Limit Unit CT2 NOx, Lb 1 Hour(s)	Unit CT2 UnitOn, TF 1 Hour(s)	Unit CT2 NormalOp, TF 1 Hour(s)	Unit CT2 DBOn, TF 1 Hour(s)
05/13/2019 00:00	0.0	0.0	0.0	0.0	0.00	0	0	0
05/13/2019 01:00	0.0	0.0	0.0	0.0	0.00	0	0	0
05/13/2019 02:00	0.0	0.0	0.0	0.0	0.00	0	0	0
05/13/2019 03:00	0.0	0.0	0.0	0.0	0.00	0	0	0
05/13/2019 04:00	0.0	0.0	0.0	0.0	0.00	0	0	0
05/13/2019 05:00	0.0	0.0	0.0	0.0	0.00	0	0	0
05/13/2019 06:00	0.0	0.0	0.0	0.0	0.00	0	0	0
05/13/2019 07:00	0.0	0.0	0.0	0.0	0.00	0	0	0
05/13/2019 08:00	0.0	0.0	0.0	0.0	0.00	0	0	0
05/13/2019 09:00	0.0	0.0	0.0	0.0	0.00	0	0	0
05/13/2019 10:00	0.0	0.0	0.0	0.0	0.00	0	0	0
05/13/2019 11:00	0.0	0.0	0.0	0.0	0.00	0	0	0
05/13/2019 12:00	0.0	0.0	0.0	0.0	0.00	0	0	0
05/13/2019 13:00	0.0	0.0	0.0	0.0	0.00	0	0	0
05/13/2019 14:00	0.0	0.0	0.0	0.0	0.00	0	0	0
05/13/2019 15:00	0.0	0.0	0.0	0.0	0.00	0	0	0
05/13/2019 16:00	0.0	0.0	0.0	0.0	0.00	0	0	0
05/13/2019 17:00	0.0	0.0	0.0	0.0	0.00	0	0	0
05/13/2019 18:00	0.0	0.0	0.0	0.0	0.00	0	0	0
05/13/2019 19:00	0.0	0.0	0.0	0.0	0.00	0	0	0
05/13/2019 20:00	0.0	0.0	0.0	0.0	0.00	0	0	0
05/13/2019 21:00	0.0	0.0	0.0	0.0	0.00	0	0	0
05/13/2019 22:00	0.0	0.0	0.0	0.0	0.00	0	0	0
05/13/2019 23:00	0.0	0.0	0.0	0.0	0.00	0	0	0
Average/Sum#:	0.0	0.0	0.0	0.0	0.00 #	0 #	0 #	0 #
Minimum:	0.0	0.0	0.0	0.0	0.00	0	0	0
Maximum:	0.0	0.0	0.0	0.0	0.00	0	0	0
%SI	100.00	100.00	100.00	100.00	100.00	0.00	0.00	0.00

# Daily Summary Report

## CT2 - NOx



From: 04/01/2019 00:00 To: 06/30/2019 23:59 Facility Name: COLUSA GENERATING STATION  
 Generated: 07/03/2019 08:39 Location: Maxwell, CA

Red = Invalid or Excluded Data | Green = Edited Status | Blue = Edited Value | \* = Excess Emission

Const. Value/Limit Tag:

	Unit CT2 NOx, Ppm 1 Hour(s)	Unit CT2 O2, Dry, Pct 1 Hour(s)	Unit CT2 HI, MBtuPerHr 1 Hour(s)	> Limit Unit CT2 NOx, Ppmvdc 1 Hour(s)	> Limit Unit CT2 NOx, Lb 1 Hour(s)	Unit CT2 UnitOn, TF 1 Hour(s)	Unit CT2 NormalOp, TF 1 Hour(s)	Unit CT2 DBOn, TF 1 Hour(s)
05/14/2019 00:00	0.0	0.0	0.0	0.0	0.00	0	0	0
05/14/2019 01:00	0.0	0.0	0.0	0.0	0.00	0	0	0
05/14/2019 02:00	0.0	0.0	0.0	0.0	0.00	0	0	0
05/14/2019 03:00	0.0	0.0	0.0	0.0	0.00	0	0	0
05/14/2019 04:00	0.0	0.0	0.0	0.0	0.00	0	0	0
05/14/2019 05:00	0.0	0.0	0.0	0.0	0.00	0	0	0
05/14/2019 06:00	0.0	0.0	0.0	0.0	0.00	0	0	0
05/14/2019 07:00	0.0	0.0	0.0	0.0	0.00	0	0	0
05/14/2019 08:00	0.0	0.0	0.0	0.0	0.00	0	0	0
05/14/2019 09:00	0.0	0.0	0.0	0.0	0.00	0	0	0
05/14/2019 10:00	0.0	0.0	0.0	0.0	0.00	0	0	0
05/14/2019 11:00	0.0	0.0	0.0	0.0	0.00	0	0	0
05/14/2019 12:00	0.0	0.0	0.0	0.0	0.00	0	0	0
05/14/2019 13:00	0.0	0.0	0.0	0.0	0.00	0	0	0
05/14/2019 14:00	0.0	0.0	0.0	0.0	0.00	0	0	0
05/14/2019 15:00	0.0	0.0	0.0	0.0	0.00	0	0	0
05/14/2019 16:00	0.0	0.0	0.0	0.0	0.00	0	0	0
05/14/2019 17:00	0.0	0.0	0.0	0.0	0.00	0	0	0
05/14/2019 18:00	0.0	0.0	0.0	0.0	0.00	0	0	0
05/14/2019 19:00	0.0	0.0	0.0	0.0	0.00	0	0	0
05/14/2019 20:00	0.0	0.0	0.0	0.0	0.00	0	0	0
05/14/2019 21:00	0.0	0.0	0.0	0.0	0.00	0	0	0
05/14/2019 22:00	0.0	0.0	0.0	0.0	0.00	0	0	0
05/14/2019 23:00	0.0	0.0	0.0	0.0	0.00	0	0	0
<b>Average/Sum#:</b>	0.0	0.0	0.0	0.0	0.00 #	0 #	0 #	0 #
<b>Minimum:</b>	0.0	0.0	0.0	0.0	0.00	0	0	0
<b>Maximum:</b>	0.0	0.0	0.0	0.0	0.00	0	0	0
<b>%SI</b>	100.00	100.00	100.00	100.00	100.00	0.00	0.00	0.00

# Daily Summary Report

## CT2 - NOx



From: 04/01/2019 00:00 To: 06/30/2019 23:59 Facility Name: COLUSA GENERATING STATION  
 Generated: 07/03/2019 08:39 Location: Maxwell, CA

Red = Invalid or Excluded Data | Green = Edited Status | Blue = Edited Value | \* = Excess Emission

Const. Value/Limit Tag:

	Unit CT2 NOX, Ppm 1 Hour(s)	Unit CT2 O2, Dry, Pct 1 Hour(s)	Unit CT2 HI, MBtuPerHr 1 Hour(s)	> Limit Unit CT2 NOX, Ppmvdc 1 Hour(s)	> Limit Unit CT2 NOX, Lb 1 Hour(s)	Unit CT2 UnitOn, TF 1 Hour(s)	Unit CT2 NormalOp, TF 1 Hour(s)	Unit CT2 DBOn, TF 1 Hour(s)
05/15/2019 00:00	0.0	0.0	0.0	0.0	0.00	0	0	0
05/15/2019 01:00	0.0	0.0	0.0	0.0	0.00	0	0	0
05/15/2019 02:00	0.0	0.0	0.0	0.0	0.00	0	0	0
05/15/2019 03:00	0.0	0.0	0.0	0.0	0.00	0	0	0
05/15/2019 04:00	0.0	0.0	0.0	0.0	0.00	0	0	0
05/15/2019 05:00	0.0	0.0	0.0	0.0	0.00	0	0	0
05/15/2019 06:00	0.0	0.0	0.0	0.0	0.00	0	0	0
05/15/2019 07:00	0.0	0.0	0.0	0.0	0.00	0	0	0
05/15/2019 08:00	0.0	0.0	0.0	0.0	0.00	0	0	0
05/15/2019 09:00	0.0	0.0	0.0	0.0	0.00	0	0	0
05/15/2019 10:00	0.0	0.0	0.0	0.0	0.00	0	0	0
05/15/2019 11:00	0.0	0.0	0.0	0.0	0.00	0	0	0
05/15/2019 12:00	0.0	0.0	0.0	0.0	0.00	0	0	0
05/15/2019 13:00	0.0	0.0	0.0	0.0	0.00	0	0	0
05/15/2019 14:00	0.0	0.0	0.0	0.0	0.00	0	0	0
05/15/2019 15:00	0.0	0.0	0.0	0.0	0.00	0	0	0
05/15/2019 16:00	0.0	0.0	0.0	0.0	0.00	0	0	0
05/15/2019 17:00	0.0	0.0	0.0	0.0	0.00	0	0	0
05/15/2019 18:00	0.0	0.0	0.0	0.0	0.00	0	0	0
05/15/2019 19:00	0.0	0.0	0.0	0.0	0.00	0	0	0
05/15/2019 20:00	0.0	0.0	0.0	0.0	0.00	0	0	0
05/15/2019 21:00	0.0	0.0	0.0	0.0	0.00	0	0	0
05/15/2019 22:00	0.0	0.0	0.0	0.0	0.00	0	0	0
05/15/2019 23:00	0.0	0.0	0.0	0.0	0.00	0	0	0
Average/Sum#:	0.0	0.0	0.0	0.0	0.00 #	0 #	0 #	0 #
Minimum:	0.0	0.0	0.0	0.0	0.00	0	0	0
Maximum:	0.0	0.0	0.0	0.0	0.00	0	0	0
%SI	100.00	100.00	100.00	100.00	100.00	0.00	0.00	0.00

# Daily Summary Report

## CT2 - NOx



From: 04/01/2019 00:00 To: 06/30/2019 23:59 Facility Name: COLUSA GENERATING STATION  
 Generated: 07/03/2019 08:39 Location: Maxwell, CA

Red = Invalid or Excluded Data | Green = Edited Status | Blue = Edited Value | \* = Excess Emission

Const. Value/Limit Tag:

	Unit CT2 NOX, Ppm 1 Hour(s)	Unit CT2 O2, Dry, Pct 1 Hour(s)	Unit CT2 HI, MBtuPerHr 1 Hour(s)	> Limit Unit CT2 NOX, Ppmvdc 1 Hour(s)	> Limit Unit CT2 NOX, Lb 1 Hour(s)	Unit CT2 UnitOn, TF 1 Hour(s)	Unit CT2 NormalOp, TF 1 Hour(s)	Unit CT2 DBOn, TF 1 Hour(s)
05/16/2019 00:00	0.0	0.0	0.0	0.0	0.00	0	0	0
05/16/2019 01:00	0.0	0.0	0.0	0.0	0.00	0	0	0
05/16/2019 02:00	0.0	0.0	0.0	0.0	0.00	0	0	0
05/16/2019 03:00	0.0	0.0	0.0	0.0	0.00	0	0	0
05/16/2019 04:00	0.0	0.0	0.0	0.0	0.00	0	0	0
05/16/2019 05:00	0.0	0.0	0.0	0.0	0.00	0	0	0
05/16/2019 06:00	0.0	0.0	0.0	0.0	0.00	0	0	0
05/16/2019 07:00	0.0	0.0	0.0	0.0	0.00	0	0	0
05/16/2019 08:00	0.0	0.0	0.0	0.0	0.00	0	0	0
05/16/2019 09:00	0.0	0.0	0.0	0.0	0.00	0	0	0
05/16/2019 10:00	0.0	0.0	0.0	0.0	0.00	0	0	0
05/16/2019 11:00	0.0	0.0	0.0	0.0	0.00	0	0	0
05/16/2019 12:00	0.0	0.0	0.0	0.0	0.00	0	0	0
05/16/2019 13:00	0.0	0.0	0.0	0.0	0.00	0	0	0
05/16/2019 14:00	0.0	0.0	0.0	0.0	0.00	0	0	0
05/16/2019 15:00	0.0	0.0	0.0	0.0	0.00	0	0	0
05/16/2019 16:00	0.0	0.0	0.0	0.0	0.00	0	0	0
05/16/2019 17:00	0.0	0.0	0.0	0.0	0.00	0	0	0
05/16/2019 18:00	0.0	0.0	0.0	0.0	0.00	0	0	0
05/16/2019 19:00	0.0	0.0	0.0	0.0	0.00	0	0	0
05/16/2019 20:00	0.0	0.0	0.0	0.0	0.00	0	0	0
05/16/2019 21:00	0.0	0.0	0.0	0.0	0.00	0	0	0
05/16/2019 22:00	0.0	0.0	0.0	0.0	0.00	0	0	0
05/16/2019 23:00	0.0	0.0	0.0	0.0	0.00	0	0	0
Average/Sum#:	0.0	0.0	0.0	0.0	0.00 #	0 #	0 #	0 #
Minimum:	0.0	0.0	0.0	0.0	0.00	0	0	0
Maximum:	0.0	0.0	0.0	0.0	0.00	0	0	0
%SI	100.00	100.00	100.00	100.00	100.00	0.00	0.00	0.00

# Daily Summary Report

## CT2 - NOx



From: 04/01/2019 00:00 To: 06/30/2019 23:59 Facility Name: COLUSA GENERATING STATION  
 Generated: 07/03/2019 08:39 Location: Maxwell, CA

Red = Invalid or Excluded Data | Green = Edited Status | Blue = Edited Value | \* = Excess Emission

Const. Value/Limit Tag:

	Unit CT2 NOX, Ppm 1 Hour(s)	Unit CT2 O2, Dry, Pct 1 Hour(s)	Unit CT2 HI, MBtuPerHr 1 Hour(s)	> Limit Unit CT2 NOX, Ppmvdc 1 Hour(s)	> Limit Unit CT2 NOX, Lb 1 Hour(s)	Unit CT2 UnitOn, TF 1 Hour(s)	Unit CT2 NormalOp, TF 1 Hour(s)	Unit CT2 DBOn, TF 1 Hour(s)
05/17/2019 00:00	0.0	0.0	0.0	0.0	0.00	0	0	0
05/17/2019 01:00	0.0	0.0	0.0	0.0	0.00	0	0	0
05/17/2019 02:00	0.0	0.0	0.0	0.0	0.00	0	0	0
05/17/2019 03:00	0.0	0.0	0.0	0.0	0.00	0	0	0
05/17/2019 04:00	0.0	0.0	0.0	0.0	0.00	0	0	0
05/17/2019 05:00	0.0	0.0	0.0	0.0	0.00	0	0	0
05/17/2019 06:00	0.0	0.0	0.0	0.0	0.00	0	0	0
05/17/2019 07:00	0.0	0.0	0.0	0.0	0.00	0	0	0
05/17/2019 08:00	0.0	0.0	0.0	0.0	0.00	0	0	0
05/17/2019 09:00	0.0	0.0	0.0	0.0	0.00	0	0	0
05/17/2019 10:00	0.0	0.0	0.0	0.0	0.00	0	0	0
05/17/2019 11:00	0.0	0.0	0.0	0.0	0.00	0	0	0
05/17/2019 12:00	0.0	0.0	0.0	0.0	0.00	0	0	0
05/17/2019 13:00	0.0	0.0	0.0	0.0	0.00	0	0	0
05/17/2019 14:00	0.0	0.0	0.0	0.0	0.00	0	0	0
05/17/2019 15:00	0.0	0.0	0.0	0.0	0.00	0	0	0
05/17/2019 16:00	0.0	0.0	0.0	0.0	0.00	0	0	0
05/17/2019 17:00	0.0	0.0	0.0	0.0	0.00	0	0	0
05/17/2019 18:00	0.0	0.0	0.0	0.0	0.00	0	0	0
05/17/2019 19:00	0.0	0.0	0.0	0.0	0.00	0	0	0
05/17/2019 20:00	0.0	0.0	0.0	0.0	0.00	0	0	0
05/17/2019 21:00	0.0	0.0	0.0	0.0	0.00	0	0	0
05/17/2019 22:00	0.0	0.0	0.0	0.0	0.00	0	0	0
05/17/2019 23:00	0.0	0.0	0.0	0.0	0.00	0	0	0
Average/Sum#:	0.0	0.0	0.0	0.0	0.00 #	0 #	0 #	0 #
Minimum:	0.0	0.0	0.0	0.0	0.00	0	0	0
Maximum:	0.0	0.0	0.0	0.0	0.00	0	0	0
%SI	100.00	100.00	100.00	100.00	100.00	0.00	0.00	0.00

# Daily Summary Report

## CT2 - NOx



From: 04/01/2019 00:00 To: 06/30/2019 23:59 Facility Name: COLUSA GENERATING STATION  
 Generated: 07/03/2019 08:39 Location: Maxwell, CA

Red = Invalid or Excluded Data | Green = Edited Status | Blue = Edited Value | \* = Excess Emission

Const. Value/Limit Tag:

	Unit CT2 NOx, Ppm 1 Hour(s)	Unit CT2 O2, Dry, Pct 1 Hour(s)	Unit CT2 HI, MBtuPerHr 1 Hour(s)	> Limit Unit CT2 NOx, Ppmvdc 1 Hour(s)	> Limit Unit CT2 NOx, Lb 1 Hour(s)	Unit CT2 UnitOn, TF 1 Hour(s)	Unit CT2 NormalOp, TF 1 Hour(s)	Unit CT2 DBOn, TF 1 Hour(s)
05/18/2019 00:00	0.0	0.0	0.0	0.0	0.00	0	0	0
05/18/2019 01:00	0.0	0.0	0.0	0.0	0.00	0	0	0
05/18/2019 02:00	0.0	0.0	0.0	0.0	0.00	0	0	0
05/18/2019 03:00	0.0	0.0	0.0	0.0	0.00	0	0	0
05/18/2019 04:00	0.0	0.0	0.0	0.0	0.00	0	0	0
05/18/2019 05:00	0.0	0.0	0.0	0.0	0.00	0	0	0
05/18/2019 06:00	0.0	0.0	0.0	0.0	0.00	0	0	0
05/18/2019 07:00	0.0	0.0	0.0	0.0	0.00	0	0	0
05/18/2019 08:00	0.0	0.0	0.0	0.0	0.00	0	0	0
05/18/2019 09:00	0.0	0.0	0.0	0.0	0.00	0	0	0
05/18/2019 10:00	0.0	0.0	0.0	0.0	0.00	0	0	0
05/18/2019 11:00	0.0	0.0	0.0	0.0	0.00	0	0	0
05/18/2019 12:00	0.0	0.0	0.0	0.0	0.00	0	0	0
05/18/2019 13:00	0.0	0.0	0.0	0.0	0.00	0	0	0
05/18/2019 14:00	0.0	0.0	0.0	0.0	0.00	0	0	0
05/18/2019 15:00	0.0	0.0	0.0	0.0	0.00	0	0	0
05/18/2019 16:00	0.0	0.0	0.0	0.0	0.00	0	0	0
05/18/2019 17:00	0.0	0.0	0.0	0.0	0.00	0	0	0
05/18/2019 18:00	0.0	0.0	0.0	0.0	0.00	0	0	0
05/18/2019 19:00	0.0	0.0	0.0	0.0	0.00	0	0	0
05/18/2019 20:00	0.0	0.0	0.0	0.0	0.00	0	0	0
05/18/2019 21:00	0.0	0.0	0.0	0.0	0.00	0	0	0
05/18/2019 22:00	0.0	0.0	0.0	0.0	0.00	0	0	0
05/18/2019 23:00	0.0	0.0	0.0	0.0	0.00	0	0	0
Average/Sum#:	0.0	0.0	0.0	0.0	0.00 #	0 #	0 #	0 #
Minimum:	0.0	0.0	0.0	0.0	0.00	0	0	0
Maximum:	0.0	0.0	0.0	0.0	0.00	0	0	0
%SI	100.00	100.00	100.00	100.00	100.00	0.00	0.00	0.00



# Daily Summary Report

## CT2 - NOx



From: 04/01/2019 00:00 To: 06/30/2019 23:59 Facility Name: COLUSA GENERATING STATION  
 Generated: 07/03/2019 08:39 Location: Maxwell, CA

Red = Invalid or Excluded Data | Green = Edited Status | Blue = Edited Value | \* = Excess Emission

Const. Value/Limit Tag:

	Unit CT2 NOx, Ppm 1 Hour(s)	Unit CT2 O2, Dry, Pct 1 Hour(s)	Unit CT2 HI, MBtuPerHr 1 Hour(s)	> Limit Unit CT2 NOx, Ppmvdc 1 Hour(s)	> Limit Unit CT2 NOx, Lb 1 Hour(s)	Unit CT2 UnitOn, TF 1 Hour(s)	Unit CT2 NormalOp, TF 1 Hour(s)	Unit CT2 DBOn, TF 1 Hour(s)
05/19/2019 00:00	0.0	0.0	0.0	0.0	0.00	0	0	0
05/19/2019 01:00	0.0	0.0	0.0	0.0	0.00	0	0	0
05/19/2019 02:00	0.0	0.0	0.0	0.0	0.00	0	0	0
05/19/2019 03:00	0.0	0.0	0.0	0.0	0.00	0	0	0
05/19/2019 04:00	0.0	0.0	0.0	0.0	0.00	0	0	0
05/19/2019 05:00	0.0	0.0	0.0	0.0	0.00	0	0	0
05/19/2019 06:00	0.0	0.0	0.0	0.0	0.00	0	0	0
05/19/2019 07:00	0.0	0.0	0.0	0.0	0.00	0	0	0
05/19/2019 08:00	0.0	0.0	0.0	0.0	0.00	0	0	0
05/19/2019 09:00	0.0	0.0	0.0	0.0	0.00	0	0	0
05/19/2019 10:00	0.0	0.0	0.0	0.0	0.00	0	0	0
05/19/2019 11:00	0.0	0.0	0.0	0.0	0.00	0	0	0
05/19/2019 12:00	0.0	0.0	0.0	0.0	0.00	0	0	0
05/19/2019 13:00	0.0	0.0	0.0	0.0	0.00	0	0	0
05/19/2019 14:00	0.0	0.0	0.0	0.0	0.00	0	0	0
05/19/2019 15:00	0.0	0.0	0.0	0.0	0.00	0	0	0
05/19/2019 16:00	0.0	0.0	0.0	0.0	0.00	0	0	0
05/19/2019 17:00	0.0	0.0	0.0	0.0	0.00	0	0	0
05/19/2019 18:00	0.0	0.0	0.0	0.0	0.00	0	0	0
05/19/2019 19:00	0.0	0.0	0.0	0.0	0.00	0	0	0
05/19/2019 20:00	0.0	0.0	0.0	0.0	0.00	0	0	0
05/19/2019 21:00	0.0	0.0	0.0	0.0	0.00	0	0	0
05/19/2019 22:00	0.0	0.0	0.0	0.0	0.00	0	0	0
05/19/2019 23:00	0.0	0.0	0.0	0.0	0.00	0	0	0
Average/Sum#:	0.0	0.0	0.0	0.0	0.00 #	0 #	0 #	0 #
Minimum:	0.0	0.0	0.0	0.0	0.00	0	0	0
Maximum:	0.0	0.0	0.0	0.0	0.00	0	0	0
%SI	100.00	100.00	100.00	100.00	100.00	0.00	0.00	0.00

# Daily Summary Report

## CT2 - NOx



From: 04/01/2019 00:00 To: 06/30/2019 23:59 Facility Name: COLUSA GENERATING STATION  
 Generated: 07/03/2019 08:39 Location: Maxwell, CA

Red = Invalid or Excluded Data | Green = Edited Status | Blue = Edited Value | \* = Excess Emission

Const. Value/Limit Tag:

	Unit CT2 NOx, Ppm 1 Hour(s)	Unit CT2 O2, Dry, Pct 1 Hour(s)	Unit CT2 HI, MBtuPerHr 1 Hour(s)	> Limit Unit CT2 NOx, Ppmvdc 1 Hour(s)	> Limit Unit CT2 NOx, Lb 1 Hour(s)	Unit CT2 UnitOn, TF 1 Hour(s)	Unit CT2 NormalOp, TF 1 Hour(s)	Unit CT2 DBOn, TF 1 Hour(s)
05/20/2019 00:00	0.0	0.0	0.0	0.0	0.00	0	0	0
05/20/2019 01:00	0.0	0.0	0.0	0.0	0.00	0	0	0
05/20/2019 02:00	0.0	0.0	0.0	0.0	0.00	0	0	0
05/20/2019 03:00	0.0	0.0	0.0	0.0	0.00	0	0	0
05/20/2019 04:00	0.0	0.0	0.0	0.0	0.00	0	0	0
05/20/2019 05:00	0.0	0.0	0.0	0.0	0.00	0	0	0
05/20/2019 06:00	0.0	0.0	0.0	0.0	0.00	0	0	0
05/20/2019 07:00	0.0	0.0	0.0	0.0	0.00	0	0	0
05/20/2019 08:00	0.0	0.0	0.0	0.0	0.00	0	0	0
05/20/2019 09:00	0.0	0.0	0.0	0.0	0.00	0	0	0
05/20/2019 10:00	0.0	0.0	0.0	0.0	0.00	0	0	0
05/20/2019 11:00	0.0	0.0	0.0	0.0	0.00	0	0	0
05/20/2019 12:00	0.0	0.0	0.0	0.0	0.00	0	0	0
05/20/2019 13:00	0.0	0.0	0.0	0.0	0.00	0	0	0
05/20/2019 14:00	0.0	0.0	0.0	0.0	0.00	0	0	0
05/20/2019 15:00	0.0	0.0	0.0	0.0	0.00	0	0	0
05/20/2019 16:00	0.0	0.0	0.0	0.0	0.00	0	0	0
05/20/2019 17:00	0.0	0.0	0.0	0.0	0.00	0	0	0
05/20/2019 18:00	0.0	0.0	0.0	0.0	0.00	0	0	0
05/20/2019 19:00	0.0	0.0	0.0	0.0	0.00	0	0	0
05/20/2019 20:00	0.0	0.0	0.0	0.0	0.00	0	0	0
05/20/2019 21:00	0.0	0.0	0.0	0.0	0.00	0	0	0
05/20/2019 22:00	0.0	0.0	0.0	0.0	0.00	0	0	0
05/20/2019 23:00	0.0	0.0	0.0	0.0	0.00	0	0	0
Average/Sum#:	0.0	0.0	0.0	0.0	0.00 #	0 #	0 #	0 #
Minimum:	0.0	0.0	0.0	0.0	0.00	0	0	0
Maximum:	0.0	0.0	0.0	0.0	0.00	0	0	0
%SI	100.00	100.00	100.00	100.00	100.00	0.00	0.00	0.00

# Daily Summary Report

## CT2 - NOx



From: 04/01/2019 00:00 To: 06/30/2019 23:59 Facility Name: COLUSA GENERATING STATION  
 Generated: 07/03/2019 08:39 Location: Maxwell, CA

Red = Invalid or Excluded Data | Green = Edited Status | Blue = Edited Value | \* = Excess Emission

Const. Value/Limit Tag:

	Unit CT2 NOX, Ppm 1 Hour(s)	Unit CT2 O2, Dry, Pct 1 Hour(s)	Unit CT2 HI, MBtuPerHr 1 Hour(s)	> Limit Unit CT2 NOX, Ppmvdc 1 Hour(s)	> Limit Unit CT2 NOX, Lb 1 Hour(s)	Unit CT2 UnitOn, TF 1 Hour(s)	Unit CT2 NormalOp, TF 1 Hour(s)	Unit CT2 DBOn, TF 1 Hour(s)
05/21/2019 00:00	0.0	0.0	0.0	0.0	0.00	0	0	0
05/21/2019 01:00	0.0	0.0	0.0	0.0	0.00	0	0	0
05/21/2019 02:00	0.0	0.0	0.0	0.0	0.00	0	0	0
05/21/2019 03:00	0.0	0.0	0.0	0.0	0.00	0	0	0
05/21/2019 04:00	0.0	0.0	0.0	0.0	0.00	0	0	0
05/21/2019 05:00	0.0	0.0	0.0	0.0	0.00	0	0	0
05/21/2019 06:00	0.0	0.0	0.0	0.0	0.00	0	0	0
05/21/2019 07:00	0.0	0.0	0.0	0.0	0.00	0	0	0
05/21/2019 08:00	0.0	0.0	0.0	0.0	0.00	0	0	0
05/21/2019 09:00	0.0	0.0	0.0	0.0	0.00	0	0	0
05/21/2019 10:00	0.0	0.0	0.0	0.0	0.00	0	0	0
05/21/2019 11:00	0.0	0.0	0.0	0.0	0.00	0	0	0
05/21/2019 12:00	0.0	0.0	0.0	0.0	0.00	0	0	0
05/21/2019 13:00	0.0	0.0	0.0	0.0	0.00	0	0	0
05/21/2019 14:00	0.0	0.0	0.0	0.0	0.00	0	0	0
05/21/2019 15:00	0.0	0.0	0.0	0.0	0.00	0	0	0
05/21/2019 16:00	0.0	0.0	0.0	0.0	0.00	0	0	0
05/21/2019 17:00	0.0	0.0	0.0	0.0	0.00	0	0	0
05/21/2019 18:00	0.0	0.0	0.0	0.0	0.00	0	0	0
05/21/2019 19:00	0.0	0.0	0.0	0.0	0.00	0	0	0
05/21/2019 20:00	0.0	0.0	0.0	0.0	0.00	0	0	0
05/21/2019 21:00	0.0	0.0	0.0	0.0	0.00	0	0	0
05/21/2019 22:00	0.0	0.0	0.0	0.0	0.00	0	0	0
05/21/2019 23:00	0.0	0.0	0.0	0.0	0.00	0	0	0
Average/Sum#:	0.0	0.0	0.0	0.0	0.00 #	0 #	0 #	0 #
Minimum:	0.0	0.0	0.0	0.0	0.00	0	0	0
Maximum:	0.0	0.0	0.0	0.0	0.00	0	0	0
%SI	100.00	100.00	100.00	100.00	100.00	0.00	0.00	0.00

# Daily Summary Report

## CT2 - NOx



From: 04/01/2019 00:00 To: 06/30/2019 23:59 Facility Name: COLUSA GENERATING STATION  
 Generated: 07/03/2019 08:39 Location: Maxwell, CA

Red = Invalid or Excluded Data | Green = Edited Status | Blue = Edited Value | \* = Excess Emission

Const. Value/Limit Tag:

	Unit CT2 NOX, Ppm 1 Hour(s)	Unit CT2 O2, Dry, Pct 1 Hour(s)	Unit CT2 HI, MBtuPerHr 1 Hour(s)	> Limit Unit CT2 NOX, Ppmvdc 1 Hour(s)	> Limit Unit CT2 NOX, Lb 1 Hour(s)	Unit CT2 UnitOn, TF 1 Hour(s)	Unit CT2 NormalOp, TF 1 Hour(s)	Unit CT2 DBOn, TF 1 Hour(s)
05/22/2019 00:00	0.0	0.0	0.0	0.0	0.00	0	0	0
05/22/2019 01:00	0.0	0.0	0.0	0.0	0.00	0	0	0
05/22/2019 02:00	0.0	0.0	0.0	0.0	0.00	0	0	0
05/22/2019 03:00	0.0	0.0	0.0	0.0	0.00	0	0	0
05/22/2019 04:00	0.0	0.0	0.0	0.0	0.00	0	0	0
05/22/2019 05:00	0.0	0.0	0.0	0.0	0.00	0	0	0
05/22/2019 06:00	0.0	0.0	0.0	0.0	0.00	0	0	0
05/22/2019 07:00	0.0	0.0	0.0	0.0	0.00	0	0	0
05/22/2019 08:00	0.0	0.0	0.0	0.0	0.00	0	0	0
05/22/2019 09:00	0.0	0.0	0.0	0.0	0.00	0	0	0
05/22/2019 10:00	0.0	0.0	0.0	0.0	0.00	0	0	0
05/22/2019 11:00	0.0	0.0	0.0	0.0	0.00	0	0	0
05/22/2019 12:00	0.0	0.0	0.0	0.0	0.00	0	0	0
05/22/2019 13:00	0.0	0.0	0.0	0.0	0.00	0	0	0
05/22/2019 14:00	0.0	0.0	0.0	0.0	0.00	0	0	0
05/22/2019 15:00	0.0	0.0	0.0	0.0	0.00	0	0	0
05/22/2019 16:00	0.0	0.0	0.0	0.0	0.00	0	0	0
05/22/2019 17:00	0.0	0.0	0.0	0.0	0.00	0	0	0
05/22/2019 18:00	0.0	0.0	0.0	0.0	0.00	0	0	0
05/22/2019 19:00	0.0	0.0	0.0	0.0	0.00	0	0	0
05/22/2019 20:00	0.0	0.0	0.0	0.0	0.00	0	0	0
05/22/2019 21:00	0.0	0.0	0.0	0.0	0.00	0	0	0
05/22/2019 22:00	0.0	0.0	0.0	0.0	0.00	0	0	0
05/22/2019 23:00	0.0	0.0	0.0	0.0	0.00	0	0	0
Average/Sum#:	0.0	0.0	0.0	0.0	0.00 #	0 #	0 #	0 #
Minimum:	0.0	0.0	0.0	0.0	0.00	0	0	0
Maximum:	0.0	0.0	0.0	0.0	0.00	0	0	0
%SI	100.00	100.00	100.00	100.00	100.00	0.00	0.00	0.00

# Daily Summary Report

## CT2 - NOx



From: 04/01/2019 00:00 To: 06/30/2019 23:59 Facility Name: COLUSA GENERATING STATION  
 Generated: 07/03/2019 08:39 Location: Maxwell, CA

Red = Invalid or Excluded Data | Green = Edited Status | Blue = Edited Value | \* = Excess Emission

Const. Value/Limit Tag:

	Unit CT2 NOx, Ppm 1 Hour(s)	Unit CT2 O2, Dry, Pct 1 Hour(s)	Unit CT2 HI, MBtuPerHr 1 Hour(s)	> Limit Unit CT2 NOx, Ppmvdc 1 Hour(s)	> Limit Unit CT2 NOx, Lb 1 Hour(s)	Unit CT2 UnitOn, TF 1 Hour(s)	Unit CT2 NormalOp, TF 1 Hour(s)	Unit CT2 DBOn, TF 1 Hour(s)
05/23/2019 00:00	0.0	0.0	0.0	0.0	0.00	0	0	0
05/23/2019 01:00	0.0	0.0	0.0	0.0	0.00	0	0	0
05/23/2019 02:00	0.0	0.0	0.0	0.0	0.00	0	0	0
05/23/2019 03:00	0.0	0.0	0.0	0.0	0.00	0	0	0
05/23/2019 04:00	0.0	0.0	0.0	0.0	0.00	0	0	0
05/23/2019 05:00	0.0	0.0	0.0	0.0	0.00	0	0	0
05/23/2019 06:00	0.0	0.0	0.0	0.0	0.00	0	0	0
05/23/2019 07:00	0.0	0.0	0.0	0.0	0.00	0	0	0
05/23/2019 08:00	0.0	0.0	0.0	0.0	0.00	0	0	0
05/23/2019 09:00	0.0	0.0	0.0	0.0	0.00	0	0	0
05/23/2019 10:00	0.0	0.0	0.0	0.0	0.00	0	0	0
05/23/2019 11:00	0.0	0.0	0.0	0.0	0.00	0	0	0
05/23/2019 12:00	0.0	0.0	0.0	0.0	0.00	0	0	0
05/23/2019 13:00	0.0	0.0	0.0	0.0	0.00	0	0	0
05/23/2019 14:00	0.0	0.0	0.0	0.0	0.00	0	0	0
05/23/2019 15:00	0.0	0.0	0.0	0.0	0.00	0	0	0
05/23/2019 16:00	0.0	0.0	0.0	0.0	0.00	0	0	0
05/23/2019 17:00	0.0	0.0	0.0	0.0	0.00	0	0	0
05/23/2019 18:00	0.0	0.0	0.0	0.0	0.00	0	0	0
05/23/2019 19:00	0.0	0.0	0.0	0.0	0.00	0	0	0
05/23/2019 20:00	0.0	0.0	0.0	0.0	0.00	0	0	0
05/23/2019 21:00	0.0	0.0	0.0	0.0	0.00	0	0	0
05/23/2019 22:00	0.0	0.0	0.0	0.0	0.00	0	0	0
05/23/2019 23:00	0.0	0.0	0.0	0.0	0.00	0	0	0
Average/Sum#:	0.0	0.0	0.0	0.0	0.00 #	0 #	0 #	0 #
Minimum:	0.0	0.0	0.0	0.0	0.00	0	0	0
Maximum:	0.0	0.0	0.0	0.0	0.00	0	0	0
%SI	100.00	100.00	100.00	100.00	100.00	0.00	0.00	0.00

# Daily Summary Report

## CT2 - NOx



From: 04/01/2019 00:00 To: 06/30/2019 23:59 Facility Name: COLUSA GENERATING STATION  
 Generated: 07/03/2019 08:39 Location: Maxwell, CA

Red = Invalid or Excluded Data | Green = Edited Status | Blue = Edited Value | \* = Excess Emission

Const. Value/Limit Tag:

	Unit CT2 NOX, Ppm 1 Hour(s)	Unit CT2 O2, Dry, Pct 1 Hour(s)	Unit CT2 HI, MBtuPerHr 1 Hour(s)	> Limit Unit CT2 NOX, Ppmvdc 1 Hour(s)	> Limit Unit CT2 NOX, Lb 1 Hour(s)	Unit CT2 UnitOn, TF 1 Hour(s)	Unit CT2 NormalOp, TF 1 Hour(s)	Unit CT2 DBOn, TF 1 Hour(s)
05/24/2019 00:00	0.0	0.0	0.0	0.0	0.00	0	0	0
05/24/2019 01:00	0.0	0.0	0.0	0.0	0.00	0	0	0
05/24/2019 02:00	0.0	0.0	0.0	0.0	0.00	0	0	0
05/24/2019 03:00	0.0	0.0	0.0	0.0	0.00	0	0	0
05/24/2019 04:00	0.0	0.0	0.0	0.0	0.00	0	0	0
05/24/2019 05:00	0.0	0.0	0.0	0.0	0.00	0	0	0
05/24/2019 06:00	0.0	0.0	0.0	0.0	0.00	0	0	0
05/24/2019 07:00	0.0	0.0	0.0	0.0	0.00	0	0	0
05/24/2019 08:00	0.0	0.0	0.0	0.0	0.00	0	0	0
05/24/2019 09:00	0.0	0.0	0.0	0.0	0.00	0	0	0
05/24/2019 10:00	0.0	0.0	0.0	0.0	0.00	0	0	0
05/24/2019 11:00	0.0	0.0	0.0	0.0	0.00	0	0	0
05/24/2019 12:00	0.0	0.0	0.0	0.0	0.00	0	0	0
05/24/2019 13:00	0.0	0.0	0.0	0.0	0.00	0	0	0
05/24/2019 14:00	0.0	0.0	0.0	0.0	0.00	0	0	0
05/24/2019 15:00	0.0	0.0	0.0	0.0	0.00	0	0	0
05/24/2019 16:00	0.0	0.0	0.0	0.0	0.00	0	0	0
05/24/2019 17:00	0.0	0.0	0.0	0.0	0.00	0	0	0
05/24/2019 18:00	0.0	0.0	0.0	0.0	0.00	0	0	0
05/24/2019 19:00	0.0	0.0	0.0	0.0	0.00	0	0	0
05/24/2019 20:00	0.0	0.0	0.0	0.0	0.00	0	0	0
05/24/2019 21:00	0.0	0.0	0.0	0.0	0.00	0	0	0
05/24/2019 22:00	0.0	0.0	0.0	0.0	0.00	0	0	0
05/24/2019 23:00	0.0	0.0	0.0	0.0	0.00	0	0	0
<b>Average/Sum#:</b>	0.0	0.0	0.0	0.0	0.00 #	0 #	0 #	0 #
<b>Minimum:</b>	0.0	0.0	0.0	0.0	0.00	0	0	0
<b>Maximum:</b>	0.0	0.0	0.0	0.0	0.00	0	0	0
<b>%SI</b>	100.00	100.00	100.00	100.00	100.00	0.00	0.00	0.00

# Daily Summary Report

## CT2 - NOx



From: 04/01/2019 00:00 To: 06/30/2019 23:59 Facility Name: COLUSA GENERATING STATION  
 Generated: 07/03/2019 08:39 Location: Maxwell, CA

Red = Invalid or Excluded Data | Green = Edited Status | Blue = Edited Value | \* = Excess Emission

Const. Value/Limit Tag:

	Unit CT2 NOX, Ppm 1 Hour(s)	Unit CT2 O2, Dry, Pct 1 Hour(s)	Unit CT2 HI, MBtuPerHr 1 Hour(s)	> Limit Unit CT2 NOX, Ppmvdc 1 Hour(s)	> Limit Unit CT2 NOX, Lb 1 Hour(s)	Unit CT2 UnitOn, TF 1 Hour(s)	Unit CT2 NormalOp, TF 1 Hour(s)	Unit CT2 DBOn, TF 1 Hour(s)
05/25/2019 00:00	0.0	0.0	0.0	0.0	0.00	0	0	0
05/25/2019 01:00	0.0	0.0	0.0	0.0	0.00	0	0	0
05/25/2019 02:00	0.0	0.0	0.0	0.0	0.00	0	0	0
05/25/2019 03:00	0.0	0.0	0.0	0.0	0.00	0	0	0
05/25/2019 04:00	0.0	0.0	0.0	0.0	0.00	0	0	0
05/25/2019 05:00	0.0	0.0	0.0	0.0	0.00	0	0	0
05/25/2019 06:00	0.0	0.0	0.0	0.0	0.00	0	0	0
05/25/2019 07:00	0.0	0.0	0.0	0.0	0.00	0	0	0
05/25/2019 08:00	0.0	0.0	0.0	0.0	0.00	0	0	0
05/25/2019 09:00	0.0	0.0	0.0	0.0	0.00	0	0	0
05/25/2019 10:00	0.0	0.0	0.0	0.0	0.00	0	0	0
05/25/2019 11:00	0.0	0.0	0.0	0.0	0.00	0	0	0
05/25/2019 12:00	0.0	0.0	0.0	0.0	0.00	0	0	0
05/25/2019 13:00	0.0	0.0	0.0	0.0	0.00	0	0	0
05/25/2019 14:00	0.0	0.0	0.0	0.0	0.00	0	0	0
05/25/2019 15:00	0.0	0.0	0.0	0.0	0.00	0	0	0
05/25/2019 16:00	0.0	0.0	0.0	0.0	0.00	0	0	0
05/25/2019 17:00	0.0	0.0	0.0	0.0	0.00	0	0	0
05/25/2019 18:00	0.0	0.0	0.0	0.0	0.00	0	0	0
05/25/2019 19:00	0.0	0.0	0.0	0.0	0.00	0	0	0
05/25/2019 20:00	0.0	0.0	0.0	0.0	0.00	0	0	0
05/25/2019 21:00	0.0	0.0	0.0	0.0	0.00	0	0	0
05/25/2019 22:00	0.0	0.0	0.0	0.0	0.00	0	0	0
05/25/2019 23:00	0.0	0.0	0.0	0.0	0.00	0	0	0
Average/Sum#:	0.0	0.0	0.0	0.0	0.00 #	0 #	0 #	0 #
Minimum:	0.0	0.0	0.0	0.0	0.00	0	0	0
Maximum:	0.0	0.0	0.0	0.0	0.00	0	0	0
%SI	100.00	100.00	100.00	100.00	100.00	0.00	0.00	0.00

# Daily Summary Report

## CT2 - NOx



From: 04/01/2019 00:00 To: 06/30/2019 23:59 Facility Name: COLUSA GENERATING STATION  
 Generated: 07/03/2019 08:39 Location: Maxwell, CA

Red = Invalid or Excluded Data | Green = Edited Status | Blue = Edited Value | \* = Excess Emission

Const. Value/Limit Tag:

	Unit CT2 NOX, Ppm 1 Hour(s)	Unit CT2 O2, Dry, Pct 1 Hour(s)	Unit CT2 HI, MBtuPerHr 1 Hour(s)	> Limit Unit CT2 NOX, Ppmvdc 1 Hour(s)	> Limit Unit CT2 NOX, Lb 1 Hour(s)	Unit CT2 UnitOn, TF 1 Hour(s)	Unit CT2 NormalOp, TF 1 Hour(s)	Unit CT2 DBOn, TF 1 Hour(s)
05/26/2019 00:00	0.0	0.0	0.0	0.0	0.00	0	0	0
05/26/2019 01:00	0.0	0.0	0.0	0.0	0.00	0	0	0
05/26/2019 02:00	0.0	0.0	0.0	0.0	0.00	0	0	0
05/26/2019 03:00	0.0	0.0	0.0	0.0	0.00	0	0	0
05/26/2019 04:00	0.0	0.0	0.0	0.0	0.00	0	0	0
05/26/2019 05:00	0.0	0.0	0.0	0.0	0.00	0	0	0
05/26/2019 06:00	0.0	0.0	0.0	0.0	0.00	0	0	0
05/26/2019 07:00	0.0	0.0	0.0	0.0	0.00	0	0	0
05/26/2019 08:00	0.0	0.0	0.0	0.0	0.00	0	0	0
05/26/2019 09:00	0.0	0.0	0.0	0.0	0.00	0	0	0
05/26/2019 10:00	0.0	0.0	0.0	0.0	0.00	0	0	0
05/26/2019 11:00	0.0	0.0	0.0	0.0	0.00	0	0	0
05/26/2019 12:00	0.0	0.0	0.0	0.0	0.00	0	0	0
05/26/2019 13:00	0.0	0.0	0.0	0.0	0.00	0	0	0
05/26/2019 14:00	0.0	0.0	0.0	0.0	0.00	0	0	0
05/26/2019 15:00	0.0	0.0	0.0	0.0	0.00	0	0	0
05/26/2019 16:00	0.0	0.0	0.0	0.0	0.00	0	0	0
05/26/2019 17:00	0.0	0.0	0.0	0.0	0.00	0	0	0
05/26/2019 18:00	0.0	0.0	0.0	0.0	0.00	0	0	0
05/26/2019 19:00	0.0	0.0	0.0	0.0	0.00	0	0	0
05/26/2019 20:00	0.0	0.0	0.0	0.0	0.00	0	0	0
05/26/2019 21:00	0.0	0.0	0.0	0.0	0.00	0	0	0
05/26/2019 22:00	0.0	0.0	0.0	0.0	0.00	0	0	0
05/26/2019 23:00	0.0	0.0	0.0	0.0	0.00	0	0	0
Average/Sum#:	0.0	0.0	0.0	0.0	0.00 #	0 #	0 #	0 #
Minimum:	0.0	0.0	0.0	0.0	0.00	0	0	0
Maximum:	0.0	0.0	0.0	0.0	0.00	0	0	0
%SI	100.00	100.00	100.00	100.00	100.00	0.00	0.00	0.00



# Daily Summary Report

## CT2 - NOx



From: 04/01/2019 00:00 To: 06/30/2019 23:59 Facility Name: COLUSA GENERATING STATION  
 Generated: 07/03/2019 08:39 Location: Maxwell, CA

Red = Invalid or Excluded Data | Green = Edited Status | Blue = Edited Value | \* = Excess Emission

Const. Value/Limit Tag:

	Unit CT2 NOx, Ppm 1 Hour(s)	Unit CT2 O2, Dry, Pct 1 Hour(s)	Unit CT2 HI, MBtuPerHr 1 Hour(s)	> Limit Unit CT2 NOx, Ppmvdc 1 Hour(s)	> Limit Unit CT2 NOx, Lb 1 Hour(s)	Unit CT2 UnitOn, TF 1 Hour(s)	Unit CT2 NormalOp, TF 1 Hour(s)	Unit CT2 DBOn, TF 1 Hour(s)
05/27/2019 00:00	0.0	0.0	0.0	0.0	0.00	0	0	0
05/27/2019 01:00	0.0	0.0	0.0	0.0	0.00	0	0	0
05/27/2019 02:00	0.0	0.0	0.0	0.0	0.00	0	0	0
05/27/2019 03:00	0.0	0.0	0.0	0.0	0.00	0	0	0
05/27/2019 04:00	0.0	0.0	0.0	0.0	0.00	0	0	0
05/27/2019 05:00	0.0	0.0	0.0	0.0	0.00	0	0	0
05/27/2019 06:00	0.0	0.0	0.0	0.0	0.00	0	0	0
05/27/2019 07:00	0.0	0.0	0.0	0.0	0.00	0	0	0
05/27/2019 08:00	0.0	0.0	0.0	0.0	0.00	0	0	0
05/27/2019 09:00	0.0	0.0	0.0	0.0	0.00	0	0	0
05/27/2019 10:00	0.0	0.0	0.0	0.0	0.00	0	0	0
05/27/2019 11:00	0.0	0.0	0.0	0.0	0.00	0	0	0
05/27/2019 12:00	0.0	0.0	0.0	0.0	0.00	0	0	0
05/27/2019 13:00	0.0	0.0	0.0	0.0	0.00	0	0	0
05/27/2019 14:00	0.0	0.0	0.0	0.0	0.00	0	0	0
05/27/2019 15:00	0.0	0.0	0.0	0.0	0.00	0	0	0
05/27/2019 16:00	0.0	0.0	0.0	0.0	0.00	0	0	0
05/27/2019 17:00	0.0	0.0	0.0	0.0	0.00	0	0	0
05/27/2019 18:00	0.0	0.0	0.0	0.0	0.00	0	0	0
05/27/2019 19:00	0.0	0.0	0.0	0.0	0.00	0	0	0
05/27/2019 20:00	0.0	0.0	0.0	0.0	0.00	0	0	0
05/27/2019 21:00	0.0	0.0	0.0	0.0	0.00	0	0	0
05/27/2019 22:00	0.0	0.0	0.0	0.0	0.00	0	0	0
05/27/2019 23:00	0.0	0.0	0.0	0.0	0.00	0	0	0
Average/Sum#:	0.0	0.0	0.0	0.0	0.00 #	0 #	0 #	0 #
Minimum:	0.0	0.0	0.0	0.0	0.00	0	0	0
Maximum:	0.0	0.0	0.0	0.0	0.00	0	0	0
%SI	100.00	100.00	100.00	100.00	100.00	0.00	0.00	0.00

# Daily Summary Report

## CT2 - NOx



From: 04/01/2019 00:00 To: 06/30/2019 23:59 Facility Name: COLUSA GENERATING STATION  
 Generated: 07/03/2019 08:39 Location: Maxwell, CA

Red = Invalid or Excluded Data | Green = Edited Status | Blue = Edited Value | \* = Excess Emission

Const. Value/Limit Tag:

	Unit CT2 NOx, Ppm 1 Hour(s)	Unit CT2 O2, Dry, Pct 1 Hour(s)	Unit CT2 HI, MBtuPerHr 1 Hour(s)	> Limit Unit CT2 NOx, Ppmvdc 1 Hour(s)	> Limit Unit CT2 NOx, Lb 1 Hour(s)	Unit CT2 UnitOn, TF 1 Hour(s)	Unit CT2 NormalOp, TF 1 Hour(s)	Unit CT2 DBOn, TF 1 Hour(s)
05/28/2019 00:00	0.0	0.0	0.0	0.0	0.00	0	0	0
05/28/2019 01:00	0.0	0.0	0.0	0.0	0.00	0	0	0
05/28/2019 02:00	0.0	0.0	0.0	0.0	0.00	0	0	0
05/28/2019 03:00	0.0	0.0	0.0	0.0	0.00	0	0	0
05/28/2019 04:00	0.0	0.0	0.0	0.0	0.00	0	0	0
05/28/2019 05:00	0.0	0.0	0.0	0.0	0.00	0	0	0
05/28/2019 06:00	0.0	0.0	0.0	0.0	0.00	0	0	0
05/28/2019 07:00	0.0	0.0	0.0	0.0	0.00	0	0	0
05/28/2019 08:00	0.0	0.0	0.0	0.0	0.00	0	0	0
05/28/2019 09:00	0.0	0.0	0.0	0.0	0.00	0	0	0
05/28/2019 10:00	0.0	0.0	0.0	0.0	0.00	0	0	0
05/28/2019 11:00	0.0	0.0	0.0	0.0	0.00	0	0	0
05/28/2019 12:00	0.0	0.0	0.0	0.0	0.00	0	0	0
05/28/2019 13:00	0.0	0.0	0.0	0.0	0.00	0	0	0
05/28/2019 14:00	0.0	0.0	0.0	0.0	0.00	0	0	0
05/28/2019 15:00	0.0	0.0	0.0	0.0	0.00	0	0	0
05/28/2019 16:00	0.0	0.0	0.0	0.0	0.00	0	0	0
05/28/2019 17:00	0.0	0.0	0.0	0.0	0.00	0	0	0
05/28/2019 18:00	0.0	0.0	0.0	0.0	0.00	0	0	0
05/28/2019 19:00	0.0	0.0	0.0	0.0	0.00	0	0	0
05/28/2019 20:00	0.0	0.0	0.0	0.0	0.00	0	0	0
05/28/2019 21:00	0.0	0.0	0.0	0.0	0.00	0	0	0
05/28/2019 22:00	0.0	0.0	0.0	0.0	0.00	0	0	0
05/28/2019 23:00	0.0	0.0	0.0	0.0	0.00	0	0	0
Average/Sum#:	0.0	0.0	0.0	0.0	0.00 #	0 #	0 #	0 #
Minimum:	0.0	0.0	0.0	0.0	0.00	0	0	0
Maximum:	0.0	0.0	0.0	0.0	0.00	0	0	0
%SI	100.00	100.00	100.00	100.00	100.00	0.00	0.00	0.00

# Daily Summary Report

## CT2 - NOx



From: 04/01/2019 00:00 To: 06/30/2019 23:59 Facility Name: COLUSA GENERATING STATION  
 Generated: 07/03/2019 08:39 Location: Maxwell, CA

Red = Invalid or Excluded Data | Green = Edited Status | Blue = Edited Value | \* = Excess Emission

Const. Value/Limit Tag:

	Unit CT2 NOx, Ppm 1 Hour(s)	Unit CT2 O2, Dry, Pct 1 Hour(s)	Unit CT2 HI, MBtuPerHr 1 Hour(s)	> Limit Unit CT2 NOx, Ppmvdc 1 Hour(s)	> Limit Unit CT2 NOx, Lb 1 Hour(s)	Unit CT2 UnitOn, TF 1 Hour(s)	Unit CT2 NormalOp, TF 1 Hour(s)	Unit CT2 DBOn, TF 1 Hour(s)
05/29/2019 00:00	0.0	0.0	0.0	0.0	0.00	0	0	0
05/29/2019 01:00	0.0	0.0	0.0	0.0	0.00	0	0	0
05/29/2019 02:00	0.0	0.0	0.0	0.0	0.00	0	0	0
05/29/2019 03:00	0.0	0.0	0.0	0.0	0.00	0	0	0
05/29/2019 04:00	0.0	0.0	0.0	0.0	0.00	0	0	0
05/29/2019 05:00	0.0	0.0	0.0	0.0	0.00	0	0	0
05/29/2019 06:00	0.0	0.0	0.0	0.0	0.00	0	0	0
05/29/2019 07:00	0.0	0.0	0.0	0.0	0.00	0	0	0
05/29/2019 08:00	0.0	0.0	0.0	0.0	0.00	0	0	0
05/29/2019 09:00	0.0	0.0	0.0	0.0	0.00	0	0	0
05/29/2019 10:00	0.0	0.0	0.0	0.0	0.00	0	0	0
05/29/2019 11:00	0.0	0.0	0.0	0.0	0.00	0	0	0
05/29/2019 12:00	0.0	0.0	0.0	0.0	0.00	0	0	0
05/29/2019 13:00	0.0	0.0	0.0	0.0	0.00	0	0	0
05/29/2019 14:00	0.0	0.0	0.0	0.0	0.00	0	0	0
05/29/2019 15:00	0.0	0.0	0.0	0.0	0.00	0	0	0
05/29/2019 16:00	0.0	0.0	0.0	0.0	0.00	0	0	0
05/29/2019 17:00	0.0	0.0	0.0	0.0	0.00	0	0	0
05/29/2019 18:00	0.0	0.0	0.0	0.0	0.00	0	0	0
05/29/2019 19:00	0.0	0.0	0.0	0.0	0.00	0	0	0
05/29/2019 20:00	0.0	0.0	0.0	0.0	0.00	0	0	0
05/29/2019 21:00	0.0	0.0	0.0	0.0	0.00	0	0	0
05/29/2019 22:00	0.0	0.0	0.0	0.0	0.00	0	0	0
05/29/2019 23:00	0.0	0.0	0.0	0.0	0.00	0	0	0
Average/Sum#:	0.0	0.0	0.0	0.0	0.00 #	0 #	0 #	0 #
Minimum:	0.0	0.0	0.0	0.0	0.00	0	0	0
Maximum:	0.0	0.0	0.0	0.0	0.00	0	0	0
%SI	100.00	100.00	100.00	100.00	100.00	0.00	0.00	0.00

# Daily Summary Report

## CT2 - NOx



From: 04/01/2019 00:00 To: 06/30/2019 23:59 Facility Name: COLUSA GENERATING STATION  
 Generated: 07/03/2019 08:39 Location: Maxwell, CA

Red = Invalid or Excluded Data | Green = Edited Status | Blue = Edited Value | \* = Excess Emission

Const. Value/Limit Tag:

	Unit CT2 NOx, Ppm 1 Hour(s)	Unit CT2 O2, Dry, Pct 1 Hour(s)	Unit CT2 HI, MBtuPerHr 1 Hour(s)	> Limit Unit CT2 NOx, Ppmvdc 1 Hour(s)	> Limit Unit CT2 NOx, Lb 1 Hour(s)	Unit CT2 UnitOn, TF 1 Hour(s)	Unit CT2 NormalOp, TF 1 Hour(s)	Unit CT2 DBOn, TF 1 Hour(s)
05/30/2019 00:00	0.0	0.0	0.0	0.0	0.00	0	0	0
05/30/2019 01:00	0.0	0.0	0.0	0.0	0.00	0	0	0
05/30/2019 02:00	0.0	0.0	0.0	0.0	0.00	0	0	0
05/30/2019 03:00	0.0	0.0	0.0	0.0	0.00	0	0	0
05/30/2019 04:00	0.0	0.0	0.0	0.0	0.00	0	0	0
05/30/2019 05:00	0.0	0.0	0.0	0.0	0.00	0	0	0
05/30/2019 06:00	0.0	0.0	0.0	0.0	0.00	0	0	0
05/30/2019 07:00	0.0	0.0	0.0	0.0	0.00	0	0	0
05/30/2019 08:00	0.0	0.0	0.0	0.0	0.00	0	0	0
05/30/2019 09:00	0.0	0.0	0.0	0.0	0.00	0	0	0
05/30/2019 10:00	0.0	0.0	0.0	0.0	0.00	0	0	0
05/30/2019 11:00	0.0	0.0	0.0	0.0	0.00	0	0	0
05/30/2019 12:00	0.0	0.0	0.0	0.0	0.00	0	0	0
05/30/2019 13:00	0.0	0.0	0.0	0.0	0.00	0	0	0
05/30/2019 14:00	0.0	0.0	0.0	0.0	0.00	0	0	0
05/30/2019 15:00	0.0	0.0	0.0	0.0	0.00	0	0	0
05/30/2019 16:00	0.0	0.0	0.0	0.0	0.00	0	0	0
05/30/2019 17:00	0.0	0.0	0.0	0.0	0.00	0	0	0
05/30/2019 18:00	0.0	0.0	0.0	0.0	0.00	0	0	0
05/30/2019 19:00	0.0	0.0	0.0	0.0	0.00	0	0	0
05/30/2019 20:00	0.0	0.0	0.0	0.0	0.00	0	0	0
05/30/2019 21:00	0.0	0.0	0.0	0.0	0.00	0	0	0
05/30/2019 22:00	0.0	0.0	0.0	0.0	0.00	0	0	0
05/30/2019 23:00	0.0	0.0	0.0	0.0	0.00	0	0	0
Average/Sum#:	0.0	0.0	0.0	0.0	0.00 #	0 #	0 #	0 #
Minimum:	0.0	0.0	0.0	0.0	0.00	0	0	0
Maximum:	0.0	0.0	0.0	0.0	0.00	0	0	0
%SI	100.00	100.00	100.00	100.00	100.00	0.00	0.00	0.00

# Daily Summary Report

## CT2 - NOx



From: 04/01/2019 00:00 To: 06/30/2019 23:59 Facility Name: COLUSA GENERATING STATION  
 Generated: 07/03/2019 08:39 Location: Maxwell, CA

Red = Invalid or Excluded Data | Green = Edited Status | Blue = Edited Value | \* = Excess Emission

Const. Value/Limit Tag:

	Unit CT2 NOX, Ppm 1 Hour(s)	Unit CT2 O2, Dry, Pct 1 Hour(s)	Unit CT2 HI, MBtuPerHr 1 Hour(s)	> Limit Unit CT2 NOX, Ppmvdc 1 Hour(s)	> Limit Unit CT2 NOX, Lb 1 Hour(s)	Unit CT2 UnitOn, TF 1 Hour(s)	Unit CT2 NormalOp, TF 1 Hour(s)	Unit CT2 DBOn, TF 1 Hour(s)
05/31/2019 00:00	0.0	0.0	0.0	0.0	0.00	0	0	0
05/31/2019 01:00	0.0	0.0	0.0	0.0	0.00	0	0	0
05/31/2019 02:00	0.0	0.0	0.0	0.0	0.00	0	0	0
05/31/2019 03:00	0.0	0.0	0.0	0.0	0.00	0	0	0
05/31/2019 04:00	0.0	0.0	0.0	0.0	0.00	0	0	0
05/31/2019 05:00	0.0	0.0	0.0	0.0	0.00	0	0	0
05/31/2019 06:00	0.0	0.0	0.0	0.0	0.00	0	0	0
05/31/2019 07:00	0.0	0.0	0.0	0.0	0.00	0	0	0
05/31/2019 08:00	0.0	0.0	0.0	0.0	0.00	0	0	0
05/31/2019 09:00	0.0	0.0	0.0	0.0	0.00	0	0	0
05/31/2019 10:00	0.0	0.0	0.0	0.0	0.00	0	0	0
05/31/2019 11:00	0.0	0.0	0.0	0.0	0.00	0	0	0
05/31/2019 12:00	0.0	0.0	0.0	0.0	0.00	0	0	0
05/31/2019 13:00	0.0	0.0	0.0	0.0	0.00	0	0	0
05/31/2019 14:00	0.0	0.0	0.0	0.0	0.00	0	0	0
05/31/2019 15:00	0.0	0.0	0.0	0.0	0.00	0	0	0
05/31/2019 16:00	0.0	0.0	0.0	0.0	0.00	0	0	0
05/31/2019 17:00	0.0	0.0	0.0	0.0	0.00	0	0	0
05/31/2019 18:00	0.0	0.0	0.0	0.0	0.00	0	0	0
05/31/2019 19:00	0.0	0.0	0.0	0.0	0.00	0	0	0
05/31/2019 20:00	0.0	0.0	0.0	0.0	0.00	0	0	0
05/31/2019 21:00	0.0	0.0	0.0	0.0	0.00	0	0	0
05/31/2019 22:00	0.0	0.0	0.0	0.0	0.00	0	0	0
05/31/2019 23:00	0.0	0.0	0.0	0.0	0.00	0	0	0
Average/Sum#:	0.0	0.0	0.0	0.0	0.00 #	0 #	0 #	0 #
Minimum:	0.0	0.0	0.0	0.0	0.00	0	0	0
Maximum:	0.0	0.0	0.0	0.0	0.00	0	0	0
%SI	100.00	100.00	100.00	100.00	100.00	0.00	0.00	0.00

# Daily Summary Report

## CT2 - NOx



From: 04/01/2019 00:00 To: 06/30/2019 23:59 Facility Name: COLUSA GENERATING STATION  
 Generated: 07/03/2019 08:39 Location: Maxwell, CA

Red = Invalid or Excluded Data | Green = Edited Status | Blue = Edited Value | \* = Excess Emission

Const. Value/Limit Tag:

	Unit CT2 NOX, Ppm 1 Hour(s)	Unit CT2 O2, Dry, Pct 1 Hour(s)	Unit CT2 HI, MBtuPerHr 1 Hour(s)	> Limit Unit CT2 NOX, Ppmvdc 1 Hour(s)	> Limit Unit CT2 NOX, Lb 1 Hour(s)	Unit CT2 UnitOn, TF 1 Hour(s)	Unit CT2 NormalOp, TF 1 Hour(s)	Unit CT2 DBOn, TF 1 Hour(s)
06/01/2019 00:00	0.0	0.0	0.0	0.0	0.00	0	0	0
06/01/2019 01:00	0.0	0.0	0.0	0.0	0.00	0	0	0
06/01/2019 02:00	0.0	0.0	0.0	0.0	0.00	0	0	0
06/01/2019 03:00	0.0	0.0	0.0	0.0	0.00	0	0	0
06/01/2019 04:00	0.0	0.0	0.0	0.0	0.00	0	0	0
06/01/2019 05:00	0.0	0.0	0.0	0.0	0.00	0	0	0
06/01/2019 06:00	0.0	0.0	0.0	0.0	0.00	0	0	0
06/01/2019 07:00	0.0	0.0	0.0	0.0	0.00	0	0	0
06/01/2019 08:00	0.0	0.0	0.0	0.0	0.00	0	0	0
06/01/2019 09:00	0.0	0.0	0.0	0.0	0.00	0	0	0
06/01/2019 10:00	0.0	0.0	0.0	0.0	0.00	0	0	0
06/01/2019 11:00	0.0	0.0	0.0	0.0	0.00	0	0	0
06/01/2019 12:00	0.0	0.0	0.0	0.0	0.00	0	0	0
06/01/2019 13:00	0.0	0.0	0.0	0.0	0.00	0	0	0
06/01/2019 14:00	0.0	0.0	0.0	0.0	0.00	0	0	0
06/01/2019 15:00	0.0	0.0	0.0	0.0	0.00	0	0	0
06/01/2019 16:00	0.0	0.0	0.0	0.0	0.00	0	0	0
06/01/2019 17:00	0.0	0.0	0.0	0.0	0.00	0	0	0
06/01/2019 18:00	0.0	0.0	0.0	0.0	0.00	0	0	0
06/01/2019 19:00	0.0	0.0	0.0	0.0	0.00	0	0	0
06/01/2019 20:00	0.0	0.0	0.0	0.0	0.00	0	0	0
06/01/2019 21:00	0.0	0.0	0.0	0.0	0.00	0	0	0
06/01/2019 22:00	0.0	0.0	0.0	0.0	0.00	0	0	0
06/01/2019 23:00	0.0	0.0	0.0	0.0	0.00	0	0	0
Average/Sum#:	0.0	0.0	0.0	0.0	0.00 #	0 #	0 #	0 #
Minimum:	0.0	0.0	0.0	0.0	0.00	0	0	0
Maximum:	0.0	0.0	0.0	0.0	0.00	0	0	0
%SI	100.00	100.00	100.00	100.00	100.00	0.00	0.00	0.00

# Daily Summary Report

## CT2 - NOx



From: 04/01/2019 00:00 To: 06/30/2019 23:59 Facility Name: COLUSA GENERATING STATION  
 Generated: 07/03/2019 08:39 Location: Maxwell, CA

Red = Invalid or Excluded Data | Green = Edited Status | Blue = Edited Value | \* = Excess Emission

Const. Value/Limit Tag:

	Unit CT2 NOx, Ppm 1 Hour(s)	Unit CT2 O2, Dry, Pct 1 Hour(s)	Unit CT2 HI, MBtuPerHr 1 Hour(s)	> Limit Unit CT2 NOx, Ppmvdc 1 Hour(s)	> Limit Unit CT2 NOx, Lb 1 Hour(s)	Unit CT2 UnitOn, TF 1 Hour(s)	Unit CT2 NormalOp, TF 1 Hour(s)	Unit CT2 DBOn, TF 1 Hour(s)
06/02/2019 00:00	0.0	0.0	0.0	0.0	0.00	0	0	0
06/02/2019 01:00	0.0	0.0	0.0	0.0	0.00	0	0	0
06/02/2019 02:00	0.0	0.0	0.0	0.0	0.00	0	0	0
06/02/2019 03:00	0.0	0.0	0.0	0.0	0.00	0	0	0
06/02/2019 04:00	0.0	0.0	0.0	0.0	0.00	0	0	0
06/02/2019 05:00	0.0	0.0	0.0	0.0	0.00	0	0	0
06/02/2019 06:00	0.0	0.0	0.0	0.0	0.00	0	0	0
06/02/2019 07:00	0.0	0.0	0.0	0.0	0.00	0	0	0
06/02/2019 08:00	0.0	0.0	0.0	0.0	0.00	0	0	0
06/02/2019 09:00	0.0	0.0	0.0	0.0	0.00	0	0	0
06/02/2019 10:00	0.0	0.0	0.0	0.0	0.00	0	0	0
06/02/2019 11:00	0.0	0.0	0.0	0.0	0.00	0	0	0
06/02/2019 12:00	0.0	0.0	0.0	0.0	0.00	0	0	0
06/02/2019 13:00	0.0	0.0	0.0	0.0	0.00	0	0	0
06/02/2019 14:00	0.0	0.0	0.0	0.0	0.00	0	0	0
06/02/2019 15:00	0.0	0.0	0.0	0.0	0.00	0	0	0
06/02/2019 16:00	0.0	0.0	0.0	0.0	0.00	0	0	0
06/02/2019 17:00	0.0	0.0	0.0	0.0	0.00	0	0	0
06/02/2019 18:00	0.0	0.0	0.0	0.0	0.00	0	0	0
06/02/2019 19:00	0.0	0.0	0.0	0.0	0.00	0	0	0
06/02/2019 20:00	0.0	0.0	0.0	0.0	0.00	0	0	0
06/02/2019 21:00	0.0	0.0	0.0	0.0	0.00	0	0	0
06/02/2019 22:00	0.0	0.0	0.0	0.0	0.00	0	0	0
06/02/2019 23:00	0.0	0.0	0.0	0.0	0.00	0	0	0
Average/Sum#:	0.0	0.0	0.0	0.0	0.00 #	0 #	0 #	0 #
Minimum:	0.0	0.0	0.0	0.0	0.00	0	0	0
Maximum:	0.0	0.0	0.0	0.0	0.00	0	0	0
%SI	100.00	100.00	100.00	100.00	100.00	0.00	0.00	0.00

# Daily Summary Report

## CT2 - NOx



From: 04/01/2019 00:00 To: 06/30/2019 23:59 Facility Name: COLUSA GENERATING STATION  
 Generated: 07/03/2019 08:39 Location: Maxwell, CA

Red = Invalid or Excluded Data | Green = Edited Status | Blue = Edited Value | \* = Excess Emission

Const. Value/Limit Tag:

	Unit CT2 NOx, Ppm 1 Hour(s)	Unit CT2 O2, Dry, Pct 1 Hour(s)	Unit CT2 HI, MBtuPerHr 1 Hour(s)	> Limit Unit CT2 NOx, Ppmvdc 1 Hour(s)	> Limit Unit CT2 NOx, Lb 1 Hour(s)	Unit CT2 UnitOn, TF 1 Hour(s)	Unit CT2 NormalOp, TF 1 Hour(s)	Unit CT2 DBOn, TF 1 Hour(s)
06/03/2019 00:00	0.0	0.0	0.0	0.0	0.00	0	0	0
06/03/2019 01:00	0.0	0.0	0.0	0.0	0.00	0	0	0
06/03/2019 02:00	0.0	0.0	0.0	0.0	0.00	0	0	0
06/03/2019 03:00	0.0	0.0	0.0	0.0	0.00	0	0	0
06/03/2019 04:00	0.0	0.0	0.0	0.0	0.00	0	0	0
06/03/2019 05:00	0.0	0.0	0.0	0.0	0.00	0	0	0
06/03/2019 06:00	0.0	0.0	0.0	0.0	0.00	0	0	0
06/03/2019 07:00	0.0	0.0	0.0	0.0	0.00	0	0	0
06/03/2019 08:00	0.0	0.0	0.0	0.0	0.00	0	0	0
06/03/2019 09:00	0.0	0.0	0.0	0.0	0.00	0	0	0
06/03/2019 10:00	0.0	0.0	0.0	0.0	0.00	0	0	0
06/03/2019 11:00	0.0	0.0	0.0	0.0	0.00	0	0	0
06/03/2019 12:00	0.0	0.0	0.0	0.0	0.00	0	0	0
06/03/2019 13:00	0.0	0.0	0.0	0.0	0.00	0	0	0
06/03/2019 14:00	0.0	0.0	0.0	0.0	0.00	0	0	0
06/03/2019 15:00	0.0	0.0	0.0	0.0	0.00	0	0	0
06/03/2019 16:00	0.0	0.0	0.0	0.0	0.00	0	0	0
06/03/2019 17:00	0.0	0.0	0.0	0.0	0.00	0	0	0
06/03/2019 18:00	0.0	0.0	0.0	0.0	0.00	0	0	0
06/03/2019 19:00	0.0	0.0	0.0	0.0	0.00	0	0	0
06/03/2019 20:00	0.0	0.0	0.0	0.0	0.00	0	0	0
06/03/2019 21:00	0.0	0.0	0.0	0.0	0.00	0	0	0
06/03/2019 22:00	0.0	0.0	0.0	0.0	0.00	0	0	0
06/03/2019 23:00	0.0	0.0	0.0	0.0	0.00	0	0	0
Average/Sum#:	0.0	0.0	0.0	0.0	0.00 #	0 #	0 #	0 #
Minimum:	0.0	0.0	0.0	0.0	0.00	0	0	0
Maximum:	0.0	0.0	0.0	0.0	0.00	0	0	0
%SI	100.00	100.00	100.00	100.00	100.00	0.00	0.00	0.00



# Daily Summary Report

## CT2 - NOx



From: 04/01/2019 00:00 To: 06/30/2019 23:59 Facility Name: COLUSA GENERATING STATION  
 Generated: 07/03/2019 08:39 Location: Maxwell, CA

Red = Invalid or Excluded Data | Green = Edited Status | Blue = Edited Value | \* = Excess Emission

Const. Value/Limit Tag:

	Unit CT2 NOx, Ppm 1 Hour(s)	Unit CT2 O2, Dry, Pct 1 Hour(s)	Unit CT2 HI, MBtuPerHr 1 Hour(s)	> Limit Unit CT2 NOx, Ppmvdc 1 Hour(s)	> Limit Unit CT2 NOx, Lb 1 Hour(s)	Unit CT2 UnitOn, TF 1 Hour(s)	Unit CT2 NormalOp, TF 1 Hour(s)	Unit CT2 DBOn, TF 1 Hour(s)
06/04/2019 00:00	0.0	0.0	0.0	0.0	0.00	0	0	0
06/04/2019 01:00	0.0	0.0	0.0	0.0	0.00	0	0	0
06/04/2019 02:00	0.0	0.0	0.0	0.0	0.00	0	0	0
06/04/2019 03:00	0.0	0.0	0.0	0.0	0.00	0	0	0
06/04/2019 04:00	0.0	0.0	0.0	0.0	0.00	0	0	0
06/04/2019 05:00	0.0	0.0	0.0	0.0	0.00	0	0	0
06/04/2019 06:00	0.0	0.0	0.0	0.0	0.00	0	0	0
06/04/2019 07:00	0.0	0.0	0.0	0.0	0.00	0	0	0
06/04/2019 08:00	0.0	0.0	0.0	0.0	0.00	0	0	0
06/04/2019 09:00	0.0	0.0	0.0	0.0	0.00	0	0	0
06/04/2019 10:00	0.0	0.0	0.0	0.0	0.00	0	0	0
06/04/2019 11:00	0.0	0.0	0.0	0.0	0.00	0	0	0
06/04/2019 12:00	0.0	0.0	0.0	0.0	0.00	0	0	0
06/04/2019 13:00	0.0	0.0	0.0	0.0	0.00	0	0	0
06/04/2019 14:00	0.0	0.0	0.0	0.0	0.00	0	0	0
06/04/2019 15:00	0.0	0.0	0.0	0.0	0.00	0	0	0
06/04/2019 16:00	0.0	0.0	0.0	0.0	0.00	0	0	0
06/04/2019 17:00	0.0	0.0	0.0	0.0	0.00	0	0	0
06/04/2019 18:00	0.0	0.0	0.0	0.0	0.00	0	0	0
06/04/2019 19:00	0.0	0.0	0.0	0.0	0.00	0	0	0
06/04/2019 20:00	0.0	0.0	0.0	0.0	0.00	0	0	0
06/04/2019 21:00	0.0	0.0	0.0	0.0	0.00	0	0	0
06/04/2019 22:00	0.0	0.0	0.0	0.0	0.00	0	0	0
06/04/2019 23:00	0.0	0.0	0.0	0.0	0.00	0	0	0
Average/Sum#:	0.0	0.0	0.0	0.0	0.00 #	0 #	0 #	0 #
Minimum:	0.0	0.0	0.0	0.0	0.00	0	0	0
Maximum:	0.0	0.0	0.0	0.0	0.00	0	0	0
%SI	100.00	100.00	100.00	100.00	100.00	0.00	0.00	0.00

# Daily Summary Report

## CT2 - NOx



From: 04/01/2019 00:00 To: 06/30/2019 23:59 Facility Name: COLUSA GENERATING STATION  
 Generated: 07/03/2019 08:39 Location: Maxwell, CA

Red = Invalid or Excluded Data | Green = Edited Status | Blue = Edited Value | \* = Excess Emission

Const. Value/Limit Tag:

	Unit CT2 NOx, Ppm 1 Hour(s)	Unit CT2 O2, Dry, Pct 1 Hour(s)	Unit CT2 HI, MBtuPerHr 1 Hour(s)	> Limit Unit CT2 NOx, Ppmvdc 1 Hour(s)	> Limit Unit CT2 NOx, Lb 1 Hour(s)	Unit CT2 UnitOn, TF 1 Hour(s)	Unit CT2 NormalOp, TF 1 Hour(s)	Unit CT2 DBOn, TF 1 Hour(s)
06/05/2019 00:00	0.0	0.0	0.0	0.0	0.00	0	0	0
06/05/2019 01:00	0.0	0.0	0.0	0.0	0.00	0	0	0
06/05/2019 02:00	0.0	0.0	0.0	0.0	0.00	0	0	0
06/05/2019 03:00	0.0	0.0	0.0	0.0	0.00	0	0	0
06/05/2019 04:00	0.0	0.0	0.0	0.0	0.00	0	0	0
06/05/2019 05:00	0.0	0.0	0.0	0.0	0.00	0	0	0
06/05/2019 06:00	0.0	0.0	0.0	0.0	0.00	0	0	0
06/05/2019 07:00	0.0	0.0	0.0	0.0	0.00	0	0	0
06/05/2019 08:00	30.7	17.6	437.9	54.9	53.10	1	0	0
06/05/2019 09:00	26.1	17.1	515.4	40.5	76.80	1	0	0
06/05/2019 10:00	10.8	16.4	640.2	14.2	33.30	1	0	0
06/05/2019 11:00	12.3	16.7	707.5	17.3	45.30	1	0	0
06/05/2019 12:00	2.1	14.0	1,376.6	1.8	9.60	1	0	0
06/05/2019 13:00	0.8	14.0	1,367.7	0.7	4.10	1	1	0
06/05/2019 14:00	1.1	13.9	1,522.3	0.9	4.60	1	1	0
06/05/2019 15:00	1.0	13.9	1,479.0	0.8	4.40	1	1	0
06/05/2019 16:00	1.3	13.8	1,654.8	1.1	6.60	1	1	0
06/05/2019 17:00	1.2	13.8	1,674.3	1.0	6.70	1	1	0
06/05/2019 18:00	1.2	13.8	1,671.0	1.0	6.70	1	1	0
06/05/2019 19:00	1.2	13.8	1,679.0	1.0	6.70	1	1	0
06/05/2019 20:00	1.2	13.8	1,655.2	1.0	6.60	1	1	0
06/05/2019 21:00	3.6	15.7	606.2	4.1	2.09	1	0	0
06/05/2019 22:00	0.0	0.0	0.0	0.0	0.00	0	0	0
06/05/2019 23:00	0.0	0.0	0.0	0.0	0.00	0	0	0
<b>Average/Sum#:</b>	6.8	14.9	1,213.4	10.0	266.59 #	14 #	8 #	0 #
<b>Minimum:</b>	0.8	13.8	437.9	0.7	2.09	0	0	0
<b>Maximum:</b>	30.7	17.6	1,679.0	54.9	76.80	1	1	0
<b>%SI</b>	41.67	41.67	41.67	41.67	41.67	0.00	0.00	0.00

# Daily Summary Report

## CT2 - NOx



From: 04/01/2019 00:00 To: 06/30/2019 23:59 Facility Name: COLUSA GENERATING STATION  
 Generated: 07/03/2019 08:39 Location: Maxwell, CA

Red = Invalid or Excluded Data | Green = Edited Status | Blue = Edited Value | \* = Excess Emission

Const. Value/Limit Tag:

	Unit CT2 NOx, Ppm 1 Hour(s)	Unit CT2 O2, Dry, Pct 1 Hour(s)	Unit CT2 HI, MBtuPerHr 1 Hour(s)	> Limit Unit CT2 NOx, Ppmvdc 1 Hour(s)	> Limit Unit CT2 NOx, Lb 1 Hour(s)	Unit CT2 UnitOn, TF 1 Hour(s)	Unit CT2 NormalOp, TF 1 Hour(s)	Unit CT2 DBOn, TF 1 Hour(s)
06/06/2019 00:00	0.0	0.0	0.0	0.0	0.00	0	0	0
06/06/2019 01:00	0.0	0.0	0.0	0.0	0.00	0	0	0
06/06/2019 02:00	0.0	0.0	0.0	0.0	0.00	0	0	0
06/06/2019 03:00	0.0	0.0	0.0	0.0	0.00	0	0	0
06/06/2019 04:00	0.0	0.0	0.0	0.0	0.00	0	0	0
06/06/2019 05:00	0.0	0.0	0.0	0.0	0.00	0	0	0
06/06/2019 06:00	0.0	0.0	0.0	0.0	0.00	0	0	0
06/06/2019 07:00	0.0	0.0	0.0	0.0	0.00	0	0	0
06/06/2019 08:00	0.0	0.0	0.0	0.0	0.00	0	0	0
06/06/2019 09:00	0.0	0.0	0.0	0.0	0.00	0	0	0
06/06/2019 10:00	0.0	0.0	0.0	0.0	0.00	0	0	0
06/06/2019 11:00	0.0	0.0	0.0	0.0	0.00	0	0	0
06/06/2019 12:00	0.0	0.0	0.0	0.0	0.00	0	0	0
06/06/2019 13:00	0.0	0.0	0.0	0.0	0.00	0	0	0
06/06/2019 14:00	0.0	0.0	0.0	0.0	0.00	0	0	0
06/06/2019 15:00	0.0	0.0	0.0	0.0	0.00	0	0	0
06/06/2019 16:00	0.0	0.0	0.0	0.0	0.00	0	0	0
06/06/2019 17:00	0.0	0.0	0.0	0.0	0.00	0	0	0
06/06/2019 18:00	0.0	0.0	0.0	0.0	0.00	0	0	0
06/06/2019 19:00	0.0	0.0	0.0	0.0	0.00	0	0	0
06/06/2019 20:00	0.0	0.0	0.0	0.0	0.00	0	0	0
06/06/2019 21:00	0.0	0.0	0.0	0.0	0.00	0	0	0
06/06/2019 22:00	0.0	0.0	0.0	0.0	0.00	0	0	0
06/06/2019 23:00	0.0	0.0	0.0	0.0	0.00	0	0	0
Average/Sum#:	0.0	0.0	0.0	0.0	0.00 #	0 #	0 #	0 #
Minimum:	0.0	0.0	0.0	0.0	0.00	0	0	0
Maximum:	0.0	0.0	0.0	0.0	0.00	0	0	0
%SI	100.00	100.00	100.00	100.00	100.00	0.00	0.00	0.00

# Daily Summary Report

## CT2 - NOx



From: 04/01/2019 00:00 To: 06/30/2019 23:59 Facility Name: COLUSA GENERATING STATION  
 Generated: 07/03/2019 08:39 Location: Maxwell, CA

Red = Invalid or Excluded Data | Green = Edited Status | Blue = Edited Value | \* = Excess Emission

Const. Value/Limit Tag:

	Unit CT2 NOx, Ppm 1 Hour(s)	Unit CT2 O2, Dry, Pct 1 Hour(s)	Unit CT2 HI, MBtuPerHr 1 Hour(s)	> Limit Unit CT2 NOx, Ppmvdc 1 Hour(s)	> Limit Unit CT2 NOx, Lb 1 Hour(s)	Unit CT2 UnitOn, TF 1 Hour(s)	Unit CT2 NormalOp, TF 1 Hour(s)	Unit CT2 DBOn, TF 1 Hour(s)
06/07/2019 00:00	0.0	0.0	0.0	0.0	0.00	0	0	0
06/07/2019 01:00	0.0	0.0	0.0	0.0	0.00	0	0	0
06/07/2019 02:00	0.0	0.0	0.0	0.0	0.00	0	0	0
06/07/2019 03:00	0.0	0.0	0.0	0.0	0.00	0	0	0
06/07/2019 04:00	0.0	0.0	0.0	0.0	0.00	0	0	0
06/07/2019 05:00	0.0	0.0	0.0	0.0	0.00	0	0	0
06/07/2019 06:00	0.0	0.0	0.0	0.0	0.00	0	0	0
06/07/2019 07:00	0.0	0.0	0.0	0.0	0.00	0	0	0
06/07/2019 08:00	0.0	0.0	0.0	0.0	0.00	0	0	0
06/07/2019 09:00	0.0	0.0	0.0	0.0	0.00	0	0	0
06/07/2019 10:00	0.0	0.0	0.0	0.0	0.00	0	0	0
06/07/2019 11:00	0.0	0.0	0.0	0.0	0.00	0	0	0
06/07/2019 12:00	0.0	0.0	0.0	0.0	0.00	0	0	0
06/07/2019 13:00	0.0	0.0	0.0	0.0	0.00	0	0	0
06/07/2019 14:00	0.0	0.0	0.0	0.0	0.00	0	0	0
06/07/2019 15:00	0.0	0.0	0.0	0.0	0.00	0	0	0
06/07/2019 16:00	0.0	0.0	0.0	0.0	0.00	0	0	0
06/07/2019 17:00	0.0	0.0	0.0	0.0	0.00	0	0	0
06/07/2019 18:00	0.0	0.0	0.0	0.0	0.00	0	0	0
06/07/2019 19:00	0.0	0.0	0.0	0.0	0.00	0	0	0
06/07/2019 20:00	0.0	0.0	0.0	0.0	0.00	0	0	0
06/07/2019 21:00	0.0	0.0	0.0	0.0	0.00	0	0	0
06/07/2019 22:00	0.0	0.0	0.0	0.0	0.00	0	0	0
06/07/2019 23:00	0.0	0.0	0.0	0.0	0.00	0	0	0
Average/Sum#:	0.0	0.0	0.0	0.0	0.00 #	0 #	0 #	0 #
Minimum:	0.0	0.0	0.0	0.0	0.00	0	0	0
Maximum:	0.0	0.0	0.0	0.0	0.00	0	0	0
%SI	100.00	100.00	100.00	100.00	100.00	0.00	0.00	0.00

# Daily Summary Report

## CT2 - NOx



From: 04/01/2019 00:00 To: 06/30/2019 23:59 Facility Name: COLUSA GENERATING STATION  
 Generated: 07/03/2019 08:39 Location: Maxwell, CA

Red = Invalid or Excluded Data | Green = Edited Status | Blue = Edited Value | \* = Excess Emission

Const. Value/Limit Tag:

	Unit CT2 NOx, Ppm 1 Hour(s)	Unit CT2 O2, Dry, Pct 1 Hour(s)	Unit CT2 HI, MBtuPerHr 1 Hour(s)	> Limit Unit CT2 NOx, Ppmvdc 1 Hour(s)	> Limit Unit CT2 NOx, Lb 1 Hour(s)	Unit CT2 UnitOn, TF 1 Hour(s)	Unit CT2 NormalOp, TF 1 Hour(s)	Unit CT2 DBOn, TF 1 Hour(s)
06/08/2019 00:00	0.0	0.0	0.0	0.0	0.00	0	0	0
06/08/2019 01:00	0.0	0.0	0.0	0.0	0.00	0	0	0
06/08/2019 02:00	0.0	0.0	0.0	0.0	0.00	0	0	0
06/08/2019 03:00	0.0	0.0	0.0	0.0	0.00	0	0	0
06/08/2019 04:00	0.0	0.0	0.0	0.0	0.00	0	0	0
06/08/2019 05:00	0.0	0.0	0.0	0.0	0.00	0	0	0
06/08/2019 06:00	0.0	0.0	0.0	0.0	0.00	0	0	0
06/08/2019 07:00	0.0	0.0	0.0	0.0	0.00	0	0	0
06/08/2019 08:00	0.0	0.0	0.0	0.0	0.00	0	0	0
06/08/2019 09:00	0.0	0.0	0.0	0.0	0.00	0	0	0
06/08/2019 10:00	0.0	0.0	0.0	0.0	0.00	0	0	0
06/08/2019 11:00	0.0	0.0	0.0	0.0	0.00	0	0	0
06/08/2019 12:00	0.0	0.0	0.0	0.0	0.00	0	0	0
06/08/2019 13:00	37.1	17.5	464.5	64.4	88.08	1	0	0
06/08/2019 14:00	14.6	17.1	514.1	22.7	43.20	1	0	0
06/08/2019 15:00	12.1	15.0	1,040.0	12.1	46.80	1	0	0
06/08/2019 16:00	0.6	14.0	1,375.5	0.5	2.80	1	1	0
06/08/2019 17:00	1.3	13.3	1,887.6	1.0	7.60	1	1	1
06/08/2019 18:00	1.7	12.1	2,152.5	1.1	8.60	1	1	1
06/08/2019 19:00	1.6	12.6	2,035.5	1.1	8.10	1	1	1
06/08/2019 20:00	1.6	12.9	1,952.7	1.2	7.80	1	1	1
06/08/2019 21:00	0.7	14.0	1,366.6	0.6	2.70	1	1	0
06/08/2019 22:00	5.1	16.3	431.4	6.5	2.08	1	0	0
06/08/2019 23:00	0.0	0.0	0.0	0.0	0.00	0	0	0
<b>Average/Sum#:</b>	7.6	14.5	1,322.0	11.1	217.76 #	10 #	6 #	4 #
<b>Minimum:</b>	0.6	12.1	431.4	0.5	2.08	0	0	0
<b>Maximum:</b>	37.1	17.5	2,152.5	64.4	88.08	1	1	1
<b>%SI</b>	58.33	58.33	58.33	58.33	58.33	0.00	0.00	0.00

# Daily Summary Report

## CT2 - NOx



From: 04/01/2019 00:00 To: 06/30/2019 23:59 Facility Name: COLUSA GENERATING STATION  
 Generated: 07/03/2019 08:39 Location: Maxwell, CA

Red = Invalid or Excluded Data | Green = Edited Status | Blue = Edited Value | \* = Excess Emission

Const. Value/Limit Tag:

	Unit CT2 NOX, Ppm 1 Hour(s)	Unit CT2 O2, Dry, Pct 1 Hour(s)	Unit CT2 HI, MBtuPerHr 1 Hour(s)	> Limit Unit CT2 NOX, Ppmvdc 1 Hour(s)	> Limit Unit CT2 NOX, Lb 1 Hour(s)	Unit CT2 UnitOn, TF 1 Hour(s)	Unit CT2 NormalOp, TF 1 Hour(s)	Unit CT2 DBOn, TF 1 Hour(s)
06/09/2019 00:00	0.0	0.0	0.0	0.0	0.00	0	0	0
06/09/2019 01:00	0.0	0.0	0.0	0.0	0.00	0	0	0
06/09/2019 02:00	0.0	0.0	0.0	0.0	0.00	0	0	0
06/09/2019 03:00	0.0	0.0	0.0	0.0	0.00	0	0	0
06/09/2019 04:00	0.0	0.0	0.0	0.0	0.00	0	0	0
06/09/2019 05:00	0.0	0.0	0.0	0.0	0.00	0	0	0
06/09/2019 06:00	0.0	0.0	0.0	0.0	0.00	0	0	0
06/09/2019 07:00	0.0	0.0	0.0	0.0	0.00	0	0	0
06/09/2019 08:00	0.0	0.0	0.0	0.0	0.00	0	0	0
06/09/2019 09:00	0.0	0.0	0.0	0.0	0.00	0	0	0
06/09/2019 10:00	32.0	17.6	452.0	57.2	68.69	1	0	0
06/09/2019 11:00	11.8	17.1	529.3	18.3	35.50	1	0	0
06/09/2019 12:00	12.1	14.6	1,142.5	11.3	48.00	1	0	0
06/09/2019 13:00	0.6	14.1	1,394.6	0.5	2.80	1	1	0
06/09/2019 14:00	0.7	14.0	1,398.8	0.6	2.80	1	1	0
06/09/2019 15:00	1.0	14.0	1,589.9	0.9	4.80	1	1	0
06/09/2019 16:00	1.0	13.8	1,638.5	0.8	4.90	1	1	0
06/09/2019 17:00	1.1	13.8	1,702.9	0.9	5.10	1	1	0
06/09/2019 18:00	1.3	13.2	1,790.2	1.0	7.20	1	1	1
06/09/2019 19:00	1.6	12.5	2,004.0	1.1	8.00	1	1	1
06/09/2019 20:00	1.8	11.8	2,185.9	1.2	8.70	1	1	1
06/09/2019 21:00	1.8	11.8	2,181.5	1.2	8.70	1	1	1
06/09/2019 22:00	1.7	12.2	2,090.3	1.2	8.40	1	1	1
06/09/2019 23:00	1.2	13.6	1,724.4	1.0	6.90	1	1	1
<b>Average/Sum#:</b>	5.0	13.9	1,558.9	6.9	220.49 #	14 #	11 #	6 #
<b>Minimum:</b>	0.6	11.8	452.0	0.5	2.80	0	0	0
<b>Maximum:</b>	32.0	17.6	2,185.9	57.2	68.69	1	1	1
<b>%SI</b>	41.67	41.67	41.67	41.67	41.67	0.00	0.00	0.00

# Daily Summary Report

## CT2 - NOx



From: 04/01/2019 00:00 To: 06/30/2019 23:59 Facility Name: COLUSA GENERATING STATION  
 Generated: 07/03/2019 08:39 Location: Maxwell, CA

Red = Invalid or Excluded Data | Green = Edited Status | Blue = Edited Value | \* = Excess Emission

Const. Value/Limit Tag:

	Unit CT2 NOX, Ppm 1 Hour(s)	Unit CT2 O2, Dry, Pct 1 Hour(s)	Unit CT2 HI, MBtuPerHr 1 Hour(s)	> Limit Unit CT2 NOX, Ppmvdc 1 Hour(s)	> Limit Unit CT2 NOx, Lb 1 Hour(s)	Unit CT2 UnitOn, TF 1 Hour(s)	Unit CT2 NormalOp, TF 1 Hour(s)	Unit CT2 DBOn, TF 1 Hour(s)
06/10/2019 00:00	2.4	15.0	979.5	2.4	3.78	1	0	0
06/10/2019 01:00	0.0	0.0	0.0	0.0	0.00	0	0	0
06/10/2019 02:00	0.0	0.0	0.0	0.0	0.00	0	0	0
06/10/2019 03:00	0.0	0.0	0.0	0.0	0.00	0	0	0
06/10/2019 04:00	0.0	0.0	0.0	0.0	0.00	0	0	0
06/10/2019 05:00	0.0	0.0	0.0	0.0	0.00	0	0	0
06/10/2019 06:00	0.0	0.0	0.0	0.0	0.00	0	0	0
06/10/2019 07:00	16.0	16.0	737.9	19.3	50.83	1	0	0
06/10/2019 08:00	0.6	13.9	1,400.0	0.5	2.80	1	1	0
06/10/2019 09:00	0.8	14.0	1,399.9	0.7	4.20	1	1	0
06/10/2019 10:00	1.1	13.9	1,551.4	0.9	4.70	1	1	0
06/10/2019 11:00	0.9	14.0	1,461.2	0.8	4.40	1	1	0
06/10/2019 12:00	1.2	13.9	1,634.8	1.0	6.50	1	1	0
06/10/2019 13:00	1.3	13.7	1,683.6	1.1	6.70	1	1	0
06/10/2019 14:00	1.5	13.4	1,755.7	1.2	7.00	1	1	1
06/10/2019 15:00	1.8	12.0	2,102.7	1.2	8.40	1	1	1
06/10/2019 16:00	1.7	12.1	2,060.3	1.1	8.20	1	1	1
06/10/2019 17:00	1.7	12.1	2,061.9	1.1	8.20	1	1	1
06/10/2019 18:00	1.7	12.2	2,058.8	1.2	8.20	1	1	1
06/10/2019 19:00	1.6	12.5	1,995.3	1.1	8.00	1	1	1
06/10/2019 20:00	1.7	12.3	2,025.5	1.2	8.10	1	1	1
06/10/2019 21:00	1.8	11.9	2,127.7	1.2	8.50	1	1	1
06/10/2019 22:00	1.8	11.8	2,147.0	1.2	8.60	1	1	1
06/10/2019 23:00	1.7	11.9	2,132.0	1.1	8.50	1	1	1
<b>Average/Sum#:</b>	2.3	13.1	1,739.7	2.1	165.61 #	18 #	16 #	10 #
<b>Minimum:</b>	0.6	11.8	737.9	0.5	2.80	0	0	0
<b>Maximum:</b>	16.0	16.0	2,147.0	19.3	50.83	1	1	1
<b>%SI</b>	25.00	25.00	25.00	25.00	25.00	0.00	0.00	0.00

# Daily Summary Report

## CT2 - NOx



From: 04/01/2019 00:00 To: 06/30/2019 23:59 Facility Name: COLUSA GENERATING STATION  
 Generated: 07/03/2019 08:39 Location: Maxwell, CA

Red = Invalid or Excluded Data | Green = Edited Status | Blue = Edited Value | \* = Excess Emission

Const. Value/Limit Tag:

	Unit CT2 NOx, Ppm 1 Hour(s)	Unit CT2 O2, Dry, Pct 1 Hour(s)	Unit CT2 HI, MBtuPerHr 1 Hour(s)	> Limit Unit CT2 NOx, Ppmvdc 1 Hour(s)	> Limit Unit CT2 NOx, Lb 1 Hour(s)	Unit CT2 UnitOn, TF 1 Hour(s)	Unit CT2 NormalOp, TF 1 Hour(s)	Unit CT2 DBOn, TF 1 Hour(s)
06/11/2019 00:00	1.7	11.9	2,161.0	1.1	8.60	1	1	1
06/11/2019 01:00	1.2	13.5	1,635.9	1.0	6.50	1	1	1
06/11/2019 02:00	0.8	13.9	1,376.9	0.7	2.80	1	1	0
06/11/2019 03:00	0.9	13.9	1,562.0	0.8	4.70	1	1	0
06/11/2019 04:00	0.9	14.0	1,470.2	0.8	4.40	1	1	0
06/11/2019 05:00	0.8	14.0	1,382.9	0.7	4.10	1	1	0
06/11/2019 06:00	1.1	13.9	1,671.1	0.9	5.00	1	1	0
06/11/2019 07:00	1.1	13.9	1,582.5	0.9	4.70	1	1	0
06/11/2019 08:00	0.9	13.9	1,485.3	0.8	4.50	1	1	0
06/11/2019 09:00	0.9	14.0	1,372.9	0.8	4.10	1	1	0
06/11/2019 10:00	1.1	13.7	1,667.1	0.9	5.00	1	1	0
06/11/2019 11:00	1.4	13.4	1,757.3	1.1	7.00	1	1	1
06/11/2019 12:00	1.7	12.4	2,008.4	1.2	8.00	1	1	1
06/11/2019 13:00	2.8	14.4	1,027.0	2.5	3.96	1	0	1
06/11/2019 14:00	0.0	0.0	0.0	0.0	0.00	0	0	0
06/11/2019 15:00	0.5	17.8	416.2	1.0	0.51	1	0	0
06/11/2019 16:00	6.2	14.6	1,100.5	5.8	23.10	1	0	0
06/11/2019 17:00	1.0	13.8	1,575.4	0.8	4.70	1	1	0
06/11/2019 18:00	1.0	13.9	1,457.5	0.8	4.40	1	1	0
06/11/2019 19:00	1.2	13.7	1,647.0	1.0	6.60	1	1	1
06/11/2019 20:00	1.5	12.8	1,886.5	1.1	7.50	1	1	1
06/11/2019 21:00	1.7	12.3	2,031.8	1.2	8.10	1	1	1
06/11/2019 22:00	1.7	12.0	2,100.1	1.1	8.40	1	1	1
06/11/2019 23:00	1.8	11.9	2,126.6	1.2	8.50	1	1	1
<b>Average/Sum#:</b>	1.5	13.6	1,587.0	1.2	145.17 #	23 #	20 #	10 #
<b>Minimum:</b>	0.5	11.9	416.2	0.7	0.51	0	0	0
<b>Maximum:</b>	6.2	17.8	2,161.0	5.8	23.10	1	1	1
<b>%SI</b>	4.17	4.17	4.17	4.17	4.17	0.00	0.00	0.00



# Daily Summary Report

## CT2 - NOx



From: 04/01/2019 00:00 To: 06/30/2019 23:59 Facility Name: COLUSA GENERATING STATION  
 Generated: 07/03/2019 08:39 Location: Maxwell, CA

Red = Invalid or Excluded Data | Green = Edited Status | Blue = Edited Value | \* = Excess Emission

Const. Value/Limit Tag:

	Unit CT2 NOx, Ppm 1 Hour(s)	Unit CT2 O2, Dry, Pct 1 Hour(s)	Unit CT2 HI, MBtuPerHr 1 Hour(s)	> Limit Unit CT2 NOx, Ppmvdc 1 Hour(s)	> Limit Unit CT2 NOx, Lb 1 Hour(s)	Unit CT2 UnitOn, TF 1 Hour(s)	Unit CT2 NormalOp, TF 1 Hour(s)	Unit CT2 DBOn, TF 1 Hour(s)
06/12/2019 00:00	1.1	13.5	1,521.0	0.9	4.60	1	1	1
06/12/2019 01:00	0.7	14.0	1,291.9	0.6	2.60	1	1	0
06/12/2019 02:00	0.7	13.9	1,280.9	0.6	2.60	1	1	0
06/12/2019 03:00	0.7	14.0	1,280.4	0.6	2.60	1	1	0
06/12/2019 04:00	0.7	14.0	1,294.5	0.6	2.60	1	1	0
06/12/2019 05:00	0.7	14.0	1,327.9	0.6	2.70	1	1	0
06/12/2019 06:00	0.8	13.9	1,429.4	0.7	2.90	1	1	0
06/12/2019 07:00	1.0	13.8	1,531.4	0.8	4.60	1	1	0
06/12/2019 08:00	0.9	13.9	1,361.6	0.8	4.10	1	1	0
06/12/2019 09:00	0.8	13.9	1,340.1	0.7	2.70	1	1	0
06/12/2019 10:00	0.9	13.9	1,456.0	0.8	4.40	1	1	0
06/12/2019 11:00	1.4	13.3	1,737.9	1.1	7.00	1	1	1
06/12/2019 12:00	1.7	12.3	2,018.2	1.2	8.10	1	1	1
06/12/2019 13:00	1.8	11.7	2,131.0	1.2	8.50	1	1	1
06/12/2019 14:00	1.7	11.8	2,110.4	1.1	8.40	1	1	1
06/12/2019 15:00	1.8	11.9	2,084.6	1.2	8.30	1	1	1
06/12/2019 16:00	1.8	11.6	2,131.3	1.1	8.50	1	1	1
06/12/2019 17:00	1.8	11.6	2,138.1	1.1	8.60	1	1	1
06/12/2019 18:00	1.8	11.8	2,077.7	1.2	8.30	1	1	1
06/12/2019 19:00	1.8	11.9	2,066.9	1.2	8.30	1	1	1
06/12/2019 20:00	1.8	11.6	2,131.8	1.1	8.50	1	1	1
06/12/2019 21:00	1.8	11.8	2,123.9	1.2	8.50	1	1	1
06/12/2019 22:00	1.8	11.9	2,121.1	1.2	8.50	1	1	1
06/12/2019 23:00	1.9	14.0	1,232.9	1.6	5.77	1	0	1
<b>Average/Sum#:</b>	1.3	12.9	1,717.5	1.0	141.67 #	24 #	23 #	14 #
<b>Minimum:</b>	0.7	11.6	1,232.9	0.6	2.60	1	0	0
<b>Maximum:</b>	1.9	14.0	2,138.1	1.6	8.60	1	1	1
<b>%SI</b>	0.00	0.00	0.00	0.00	0.00	0.00	0.00	0.00

# Daily Summary Report

## CT2 - NOx



From: 04/01/2019 00:00 To: 06/30/2019 23:59 Facility Name: COLUSA GENERATING STATION  
 Generated: 07/03/2019 08:39 Location: Maxwell, CA

Red = Invalid or Excluded Data | Green = Edited Status | Blue = Edited Value | \* = Excess Emission

Const. Value/Limit Tag:

	Unit CT2 NOx, Ppm 1 Hour(s)	Unit CT2 O2, Dry, Pct 1 Hour(s)	Unit CT2 HI, MBtuPerHr 1 Hour(s)	> Limit Unit CT2 NOx, Ppmvdc 1 Hour(s)	> Limit Unit CT2 NOx, Lb 1 Hour(s)	Unit CT2 UnitOn, TF 1 Hour(s)	Unit CT2 NormalOp, TF 1 Hour(s)	Unit CT2 DBOn, TF 1 Hour(s)
06/13/2019 00:00	0.0	0.0	0.0	0.0	0.00	0	0	0
06/13/2019 01:00	0.0	0.0	0.0	0.0	0.00	0	0	0
06/13/2019 02:00	0.0	0.0	0.0	0.0	0.00	0	0	0
06/13/2019 03:00	0.0	0.0	0.0	0.0	0.00	0	0	0
06/13/2019 04:00	0.0	0.0	0.0	0.0	0.00	0	0	0
06/13/2019 05:00	0.0	0.0	0.0	0.0	0.00	0	0	0
06/13/2019 06:00	0.0	0.0	0.0	0.0	0.00	0	0	0
06/13/2019 07:00	17.5	18.0	381.0	35.6	16.47	1	0	0
06/13/2019 08:00	9.9	15.7	835.7	11.2	34.30	1	0	0
06/13/2019 09:00	0.7	13.9	1,392.1	0.6	2.80	1	1	0
06/13/2019 10:00	0.8	13.9	1,385.4	0.7	2.80	1	1	0
06/13/2019 11:00	0.8	13.9	1,367.4	0.7	2.70	1	1	0
06/13/2019 12:00	1.1	13.8	1,529.2	0.9	4.60	1	1	0
06/13/2019 13:00	1.0	13.8	1,486.9	0.8	4.50	1	1	0
06/13/2019 14:00	0.7	14.0	1,304.1	0.6	2.60	1	1	0
06/13/2019 15:00	0.8	14.0	1,366.2	0.7	4.10	1	1	0
06/13/2019 16:00	0.8	14.0	1,372.9	0.7	4.10	1	1	0
06/13/2019 17:00	0.9	13.9	1,477.5	0.8	4.40	1	1	0
06/13/2019 18:00	1.5	12.9	1,854.4	1.1	7.40	1	1	1
06/13/2019 19:00	1.8	12.0	2,034.8	1.2	8.10	1	1	1
06/13/2019 20:00	1.8	11.9	2,073.4	1.2	8.30	1	1	1
06/13/2019 21:00	1.8	13.8	1,266.6	1.5	7.60	1	0	1
06/13/2019 22:00	0.1	19.4	0.2	0.4	0.00	1	0	0
06/13/2019 23:00	0.0	0.0	0.0	0.0	0.00	0	0	0
<b>Average/Sum#:</b>	2.6	14.3	1,320.5	3.7	114.77 #	16 #	12 #	4 #
<b>Minimum:</b>	0.1	11.9	0.2	0.4	0.00	0	0	0
<b>Maximum:</b>	17.5	19.4	2,073.4	35.6	34.30	1	1	1
<b>%SI</b>	33.33	33.33	33.33	33.33	33.33	0.00	0.00	0.00

# Daily Summary Report

## CT2 - NOx



From: 04/01/2019 00:00 To: 06/30/2019 23:59 Facility Name: COLUSA GENERATING STATION  
 Generated: 07/03/2019 08:39 Location: Maxwell, CA

Red = Invalid or Excluded Data | Green = Edited Status | Blue = Edited Value | \* = Excess Emission

Const. Value/Limit Tag:

	Unit CT2 NOx, Ppm 1 Hour(s)	Unit CT2 O2, Dry, Pct 1 Hour(s)	Unit CT2 HI, MBtuPerHr 1 Hour(s)	> Limit Unit CT2 NOx, Ppmvdc 1 Hour(s)	> Limit Unit CT2 NOx, Lb 1 Hour(s)	Unit CT2 UnitOn, TF 1 Hour(s)	Unit CT2 NormalOp, TF 1 Hour(s)	Unit CT2 DBOn, TF 1 Hour(s)
06/14/2019 00:00	0.0	0.0	0.0	0.0	0.00	0	0	0
06/14/2019 01:00	0.0	0.0	0.0	0.0	0.00	0	0	0
06/14/2019 02:00	0.0	0.0	0.0	0.0	0.00	0	0	0
06/14/2019 03:00	0.0	0.0	0.0	0.0	0.00	0	0	0
06/14/2019 04:00	0.0	0.0	0.0	0.0	0.00	0	0	0
06/14/2019 05:00	0.0	0.0	0.0	0.0	0.00	0	0	0
06/14/2019 06:00	0.0	0.0	0.0	0.0	0.00	0	0	0
06/14/2019 07:00	0.0	0.0	0.0	0.0	0.00	0	0	0
06/14/2019 08:00	0.0	0.0	0.0	0.0	0.00	0	0	0
06/14/2019 09:00	0.0	0.0	0.0	0.0	0.00	0	0	0
06/14/2019 10:00	0.0	0.0	0.0	0.0	0.00	0	0	0
06/14/2019 11:00	0.0	0.0	0.0	0.0	0.00	0	0	0
06/14/2019 12:00	0.0	0.0	0.0	0.0	0.00	0	0	0
06/14/2019 13:00	0.0	0.0	0.0	0.0	0.00	0	0	0
06/14/2019 14:00	0.0	0.0	0.0	0.0	0.00	0	0	0
06/14/2019 15:00	0.0	0.0	0.0	0.0	0.00	0	0	0
06/14/2019 16:00	0.0	0.0	0.0	0.0	0.00	0	0	0
06/14/2019 17:00	0.0	0.0	0.0	0.0	0.00	0	0	0
06/14/2019 18:00	0.0	0.0	0.0	0.0	0.00	0	0	0
06/14/2019 19:00	0.0	0.0	0.0	0.0	0.00	0	0	0
06/14/2019 20:00	0.0	0.0	0.0	0.0	0.00	0	0	0
06/14/2019 21:00	0.0	0.0	0.0	0.0	0.00	0	0	0
06/14/2019 22:00	0.0	0.0	0.0	0.0	0.00	0	0	0
06/14/2019 23:00	0.0	0.0	0.0	0.0	0.00	0	0	0
Average/Sum#:	0.0	0.0	0.0	0.0	0.00 #	0 #	0 #	0 #
Minimum:	0.0	0.0	0.0	0.0	0.00	0	0	0
Maximum:	0.0	0.0	0.0	0.0	0.00	0	0	0
%SI	100.00	100.00	100.00	100.00	100.00	0.00	0.00	0.00

# Daily Summary Report

## CT2 - NOx



From: 04/01/2019 00:00 To: 06/30/2019 23:59 Facility Name: COLUSA GENERATING STATION  
 Generated: 07/03/2019 08:39 Location: Maxwell, CA

Red = Invalid or Excluded Data | Green = Edited Status | Blue = Edited Value | \* = Excess Emission

Const. Value/Limit Tag:

	Unit CT2 NOx, Ppm 1 Hour(s)	Unit CT2 O2, Dry, Pct 1 Hour(s)	Unit CT2 HI, MBtuPerHr 1 Hour(s)	> Limit Unit CT2 NOx, Ppmvdc 1 Hour(s)	> Limit Unit CT2 NOx, Lb 1 Hour(s)	Unit CT2 UnitOn, TF 1 Hour(s)	Unit CT2 NormalOp, TF 1 Hour(s)	Unit CT2 DBOn, TF 1 Hour(s)
06/15/2019 00:00	0.0	0.0	0.0	0.0	0.00	0	0	0
06/15/2019 01:00	0.0	0.0	0.0	0.0	0.00	0	0	0
06/15/2019 02:00	0.0	0.0	0.0	0.0	0.00	0	0	0
06/15/2019 03:00	0.0	0.0	0.0	0.0	0.00	0	0	0
06/15/2019 04:00	0.0	0.0	0.0	0.0	0.00	0	0	0
06/15/2019 05:00	0.0	0.0	0.0	0.0	0.00	0	0	0
06/15/2019 06:00	0.0	0.0	0.0	0.0	0.00	0	0	0
06/15/2019 07:00	0.0	0.0	0.0	0.0	0.00	0	0	0
06/15/2019 08:00	0.0	0.0	0.0	0.0	0.00	0	0	0
06/15/2019 09:00	0.0	0.0	0.0	0.0	0.00	0	0	0
06/15/2019 10:00	0.0	0.0	0.0	0.0	0.00	0	0	0
06/15/2019 11:00	0.0	0.0	0.0	0.0	0.00	0	0	0
06/15/2019 12:00	0.0	0.0	0.0	0.0	0.00	0	0	0
06/15/2019 13:00	0.0	0.0	0.0	0.0	0.00	0	0	0
06/15/2019 14:00	0.0	0.0	0.0	0.0	0.00	0	0	0
06/15/2019 15:00	0.0	0.0	0.0	0.0	0.00	0	0	0
06/15/2019 16:00	0.0	0.0	0.0	0.0	0.00	0	0	0
06/15/2019 17:00	0.0	0.0	0.0	0.0	0.00	0	0	0
06/15/2019 18:00	0.0	0.0	0.0	0.0	0.00	0	0	0
06/15/2019 19:00	0.0	0.0	0.0	0.0	0.00	0	0	0
06/15/2019 20:00	0.0	0.0	0.0	0.0	0.00	0	0	0
06/15/2019 21:00	0.0	0.0	0.0	0.0	0.00	0	0	0
06/15/2019 22:00	0.0	0.0	0.0	0.0	0.00	0	0	0
06/15/2019 23:00	0.0	0.0	0.0	0.0	0.00	0	0	0
Average/Sum#:	0.0	0.0	0.0	0.0	0.00 #	0 #	0 #	0 #
Minimum:	0.0	0.0	0.0	0.0	0.00	0	0	0
Maximum:	0.0	0.0	0.0	0.0	0.00	0	0	0
%SI	100.00	100.00	100.00	100.00	100.00	0.00	0.00	0.00

# Daily Summary Report

## CT2 - NOx



From: 04/01/2019 00:00 To: 06/30/2019 23:59 Facility Name: COLUSA GENERATING STATION  
 Generated: 07/03/2019 08:39 Location: Maxwell, CA

Red = Invalid or Excluded Data | Green = Edited Status | Blue = Edited Value | \* = Excess Emission

Const. Value/Limit Tag:

	Unit CT2 NOX, Ppm 1 Hour(s)	Unit CT2 O2, Dry, Pct 1 Hour(s)	Unit CT2 HI, MBtuPerHr 1 Hour(s)	> Limit Unit CT2 NOX, Ppmvdc 1 Hour(s)	> Limit Unit CT2 NOX, Lb 1 Hour(s)	Unit CT2 UnitOn, TF 1 Hour(s)	Unit CT2 NormalOp, TF 1 Hour(s)	Unit CT2 DBOn, TF 1 Hour(s)
06/16/2019 00:00	0.0	0.0	0.0	0.0	0.00	0	0	0
06/16/2019 01:00	0.0	0.0	0.0	0.0	0.00	0	0	0
06/16/2019 02:00	0.0	0.0	0.0	0.0	0.00	0	0	0
06/16/2019 03:00	0.0	0.0	0.0	0.0	0.00	0	0	0
06/16/2019 04:00	0.0	0.0	0.0	0.0	0.00	0	0	0
06/16/2019 05:00	0.0	0.0	0.0	0.0	0.00	0	0	0
06/16/2019 06:00	0.0	0.0	0.0	0.0	0.00	0	0	0
06/16/2019 07:00	0.0	0.0	0.0	0.0	0.00	0	0	0
06/16/2019 08:00	0.0	0.0	0.0	0.0	0.00	0	0	0
06/16/2019 09:00	0.0	0.0	0.0	0.0	0.00	0	0	0
06/16/2019 10:00	0.0	0.0	0.0	0.0	0.00	0	0	0
06/16/2019 11:00	0.0	0.0	0.0	0.0	0.00	0	0	0
06/16/2019 12:00	0.0	0.0	0.0	0.0	0.00	0	0	0
06/16/2019 13:00	0.0	0.0	0.0	0.0	0.00	0	0	0
06/16/2019 14:00	0.0	0.0	0.0	0.0	0.00	0	0	0
06/16/2019 15:00	0.0	0.0	0.0	0.0	0.00	0	0	0
06/16/2019 16:00	0.0	0.0	0.0	0.0	0.00	0	0	0
06/16/2019 17:00	0.0	0.0	0.0	0.0	0.00	0	0	0
06/16/2019 18:00	0.0	0.0	0.0	0.0	0.00	0	0	0
06/16/2019 19:00	0.0	0.0	0.0	0.0	0.00	0	0	0
06/16/2019 20:00	0.0	0.0	0.0	0.0	0.00	0	0	0
06/16/2019 21:00	0.0	0.0	0.0	0.0	0.00	0	0	0
06/16/2019 22:00	0.0	0.0	0.0	0.0	0.00	0	0	0
06/16/2019 23:00	0.0	0.0	0.0	0.0	0.00	0	0	0
Average/Sum#:	0.0	0.0	0.0	0.0	0.00 #	0 #	0 #	0 #
Minimum:	0.0	0.0	0.0	0.0	0.00	0	0	0
Maximum:	0.0	0.0	0.0	0.0	0.00	0	0	0
%SI	100.00	100.00	100.00	100.00	100.00	0.00	0.00	0.00

# Daily Summary Report

## CT2 - NOx



From: 04/01/2019 00:00 To: 06/30/2019 23:59 Facility Name: COLUSA GENERATING STATION  
 Generated: 07/03/2019 08:39 Location: Maxwell, CA

Red = Invalid or Excluded Data | Green = Edited Status | Blue = Edited Value | \* = Excess Emission

Const. Value/Limit Tag:

	Unit CT2 NOx, Ppm 1 Hour(s)	Unit CT2 O2, Dry, Pct 1 Hour(s)	Unit CT2 HI, MBtuPerHr 1 Hour(s)	> Limit Unit CT2 NOx, Ppmvdc 1 Hour(s)	> Limit Unit CT2 NOx, Lb 1 Hour(s)	Unit CT2 UnitOn, TF 1 Hour(s)	Unit CT2 NormalOp, TF 1 Hour(s)	Unit CT2 DBOn, TF 1 Hour(s)
06/17/2019 00:00	0.0	0.0	0.0	0.0	0.00	0	0	0
06/17/2019 01:00	0.0	0.0	0.0	0.0	0.00	0	0	0
06/17/2019 02:00	0.0	0.0	0.0	0.0	0.00	0	0	0
06/17/2019 03:00	0.0	0.0	0.0	0.0	0.00	0	0	0
06/17/2019 04:00	0.0	0.0	0.0	0.0	0.00	0	0	0
06/17/2019 05:00	25.7	17.6	443.8	45.9	52.50	1	0	0
06/17/2019 06:00	10.5	17.1	509.7	16.3	30.60	1	0	0
06/17/2019 07:00	4.5	16.8	617.1	6.5	14.80	1	0	0
06/17/2019 08:00	3.9	14.8	1,099.8	3.8	15.40	1	0	0
06/17/2019 09:00	0.7	13.9	1,356.8	0.6	2.70	1	1	0
06/17/2019 10:00	0.9	13.9	1,355.0	0.8	4.10	1	1	0
06/17/2019 11:00	1.1	13.9	1,557.9	0.9	4.70	1	1	0
06/17/2019 12:00	0.9	13.9	1,400.6	0.8	4.20	1	1	0
06/17/2019 13:00	1.1	13.8	1,570.9	0.9	4.70	1	1	0
06/17/2019 14:00	1.2	13.8	1,586.0	1.0	6.30	1	1	0
06/17/2019 15:00	1.3	13.7	1,643.9	1.1	6.60	1	1	0
06/17/2019 16:00	1.1	13.8	1,488.1	0.9	4.50	1	1	1
06/17/2019 17:00	1.6	12.7	1,883.1	1.2	7.50	1	1	1
06/17/2019 18:00	1.8	11.7	2,092.0	1.2	8.40	1	1	1
06/17/2019 19:00	1.8	11.5	2,141.4	1.1	8.60	1	1	1
06/17/2019 20:00	1.8	11.6	2,131.9	1.1	8.50	1	1	1
06/17/2019 21:00	1.8	11.8	2,102.1	1.2	8.40	1	1	1
06/17/2019 22:00	1.8	11.9	2,077.5	1.2	8.30	1	1	1
06/17/2019 23:00	3.1	13.9	1,212.4	2.6	5.81	1	0	1
<b>Average/Sum#:</b>	3.5	13.8	1,487.9	4.7	206.61 #	19 #	14 #	8 #
<b>Minimum:</b>	0.7	11.5	443.8	0.6	2.70	0	0	0
<b>Maximum:</b>	25.7	17.6	2,141.4	45.9	52.50	1	1	1
<b>%SI</b>	20.83	20.83	20.83	20.83	20.83	0.00	0.00	0.00

# Daily Summary Report

## CT2 - NOx



From: 04/01/2019 00:00 To: 06/30/2019 23:59 Facility Name: COLUSA GENERATING STATION  
 Generated: 07/03/2019 08:39 Location: Maxwell, CA

Red = Invalid or Excluded Data | Green = Edited Status | Blue = Edited Value | \* = Excess Emission

Const. Value/Limit Tag:

	Unit CT2 NOX, Ppm 1 Hour(s)	Unit CT2 O2, Dry, Pct 1 Hour(s)	Unit CT2 HI, MBtuPerHr 1 Hour(s)	> Limit Unit CT2 NOX, Ppmvdc 1 Hour(s)	> Limit Unit CT2 NOx, Lb 1 Hour(s)	Unit CT2 UnitOn, TF 1 Hour(s)	Unit CT2 NormalOp, TF 1 Hour(s)	Unit CT2 DBOn, TF 1 Hour(s)
06/18/2019 00:00	0.0	0.0	0.0	0.0	0.00	0	0	0
06/18/2019 01:00	0.0	0.0	0.0	0.0	0.00	0	0	0
06/18/2019 02:00	0.0	0.0	0.0	0.0	0.00	0	0	0
06/18/2019 03:00	0.0	0.0	0.0	0.0	0.00	0	0	0
06/18/2019 04:00	0.0	0.0	0.0	0.0	0.00	0	0	0
06/18/2019 05:00	0.0	0.0	0.0	0.0	0.00	0	0	0
06/18/2019 06:00	0.0	0.0	0.0	0.0	0.00	0	0	0
06/18/2019 07:00	0.0	0.0	0.0	0.0	0.00	0	0	0
06/18/2019 08:00	0.0	0.0	0.0	0.0	0.00	0	0	0
06/18/2019 09:00	4.2	19.2	210.3	14.6	1.72	1	0	0
06/18/2019 10:00	25.6	17.0	512.2	38.7	73.20	1	0	0
06/18/2019 11:00	10.4	15.3	891.9	11.0	35.70	1	0	0
06/18/2019 12:00	0.6	14.1	1,368.0	0.5	2.70	1	1	0
06/18/2019 13:00	0.7	14.0	1,380.5	0.6	2.80	1	1	0
06/18/2019 14:00	1.1	13.9	1,554.6	0.9	4.70	1	1	0
06/18/2019 15:00	0.8	14.0	1,387.6	0.7	4.20	1	1	0
06/18/2019 16:00	1.2	13.7	1,674.4	1.0	6.70	1	1	0
06/18/2019 17:00	1.0	13.8	1,514.9	0.8	4.50	1	1	1
06/18/2019 18:00	1.6	12.8	1,881.8	1.2	7.50	1	1	1
06/18/2019 19:00	1.8	12.0	2,061.1	1.2	8.20	1	1	1
06/18/2019 20:00	1.8	11.8	2,111.3	1.2	8.40	1	1	1
06/18/2019 21:00	1.8	11.9	2,105.1	1.2	8.40	1	1	1
06/18/2019 22:00	1.7	12.6	1,939.7	1.2	7.80	1	1	1
06/18/2019 23:00	4.5	15.8	597.3	5.2	2.83	1	0	0
<b>Average/Sum#:</b>	3.9	14.1	1,412.7	5.3	179.35 #	15 #	11 #	6 #
<b>Minimum:</b>	0.6	11.8	210.3	0.5	1.72	0	0	0
<b>Maximum:</b>	25.6	19.2	2,111.3	38.7	73.20	1	1	1
<b>%SI</b>	37.50	37.50	37.50	37.50	37.50	0.00	0.00	0.00

# Daily Summary Report

## CT2 - NOx



From: 04/01/2019 00:00 To: 06/30/2019 23:59 Facility Name: COLUSA GENERATING STATION  
 Generated: 07/03/2019 08:39 Location: Maxwell, CA

Red = Invalid or Excluded Data | Green = Edited Status | Blue = Edited Value | \* = Excess Emission

Const. Value/Limit Tag:

	Unit CT2 NOX, Ppm 1 Hour(s)	Unit CT2 O2, Dry, Pct 1 Hour(s)	Unit CT2 HI, MBtuPerHr 1 Hour(s)	> Limit Unit CT2 NOX, Ppmvdc 1 Hour(s)	> Limit Unit CT2 NOX, Lb 1 Hour(s)	Unit CT2 UnitOn, TF 1 Hour(s)	Unit CT2 NormalOp, TF 1 Hour(s)	Unit CT2 DBOn, TF 1 Hour(s)
06/19/2019 00:00	0.0	0.0	0.0	0.0	0.00	0	0	0
06/19/2019 01:00	0.0	0.0	0.0	0.0	0.00	0	0	0
06/19/2019 02:00	0.0	0.0	0.0	0.0	0.00	0	0	0
06/19/2019 03:00	0.0	0.0	0.0	0.0	0.00	0	0	0
06/19/2019 04:00	0.0	0.0	0.0	0.0	0.00	0	0	0
06/19/2019 05:00	0.0	0.0	0.0	0.0	0.00	0	0	0
06/19/2019 06:00	0.0	0.0	0.0	0.0	0.00	0	0	0
06/19/2019 07:00	0.0	0.0	0.0	0.0	0.00	0	0	0
06/19/2019 08:00	0.0	0.0	0.0	0.0	0.00	0	0	0
06/19/2019 09:00	0.0	0.0	0.0	0.0	0.00	0	0	0
06/19/2019 10:00	0.0	0.0	0.0	0.0	0.00	0	0	0
06/19/2019 11:00	0.0	0.0	0.0	0.0	0.00	0	0	0
06/19/2019 12:00	0.0	0.0	0.0	0.0	0.00	0	0	0
06/19/2019 13:00	0.0	0.0	0.0	0.0	0.00	0	0	0
06/19/2019 14:00	0.0	0.0	0.0	0.0	0.00	0	0	0
06/19/2019 15:00	0.0	0.0	0.0	0.0	0.00	0	0	0
06/19/2019 16:00	0.0	0.0	0.0	0.0	0.00	0	0	0
06/19/2019 17:00	0.0	0.0	0.0	0.0	0.00	0	0	0
06/19/2019 18:00	0.0	0.0	0.0	0.0	0.00	0	0	0
06/19/2019 19:00	0.0	0.0	0.0	0.0	0.00	0	0	0
06/19/2019 20:00	0.0	0.0	0.0	0.0	0.00	0	0	0
06/19/2019 21:00	0.0	0.0	0.0	0.0	0.00	0	0	0
06/19/2019 22:00	0.0	0.0	0.0	0.0	0.00	0	0	0
06/19/2019 23:00	0.0	0.0	0.0	0.0	0.00	0	0	0
Average/Sum#:	0.0	0.0	0.0	0.0	0.00 #	0 #	0 #	0 #
Minimum:	0.0	0.0	0.0	0.0	0.00	0	0	0
Maximum:	0.0	0.0	0.0	0.0	0.00	0	0	0
%SI	100.00	100.00	100.00	100.00	100.00	0.00	0.00	0.00



# Daily Summary Report

## CT2 - NOx



From: 04/01/2019 00:00 To: 06/30/2019 23:59 Facility Name: COLUSA GENERATING STATION  
 Generated: 07/03/2019 08:39 Location: Maxwell, CA

Red = Invalid or Excluded Data | Green = Edited Status | Blue = Edited Value | \* = Excess Emission

Const. Value/Limit Tag:

	Unit CT2 NOX, Ppm 1 Hour(s)	Unit CT2 O2, Dry, Pct 1 Hour(s)	Unit CT2 HI, MBtuPerHr 1 Hour(s)	> Limit Unit CT2 NOX, Ppmvdc 1 Hour(s)	> Limit Unit CT2 NOX, Lb 1 Hour(s)	Unit CT2 UnitOn, TF 1 Hour(s)	Unit CT2 NormalOp, TF 1 Hour(s)	Unit CT2 DBOn, TF 1 Hour(s)
06/20/2019 00:00	0.0	0.0	0.0	0.0	0.00	0	0	0
06/20/2019 01:00	0.0	0.0	0.0	0.0	0.00	0	0	0
06/20/2019 02:00	0.0	0.0	0.0	0.0	0.00	0	0	0
06/20/2019 03:00	0.0	0.0	0.0	0.0	0.00	0	0	0
06/20/2019 04:00	0.0	0.0	0.0	0.0	0.00	0	0	0
06/20/2019 05:00	0.0	0.0	0.0	0.0	0.00	0	0	0
06/20/2019 06:00	0.0	0.0	0.0	0.0	0.00	0	0	0
06/20/2019 07:00	0.0	0.0	0.0	0.0	0.00	0	0	0
06/20/2019 08:00	0.0	0.0	0.0	0.0	0.00	0	0	0
06/20/2019 09:00	0.0	0.0	0.0	0.0	0.00	0	0	0
06/20/2019 10:00	0.0	0.0	0.0	0.0	0.00	0	0	0
06/20/2019 11:00	0.0	0.0	0.0	0.0	0.00	0	0	0
06/20/2019 12:00	0.0	0.0	0.0	0.0	0.00	0	0	0
06/20/2019 13:00	0.0	0.0	0.0	0.0	0.00	0	0	0
06/20/2019 14:00	0.0	0.0	0.0	0.0	0.00	0	0	0
06/20/2019 15:00	0.0	0.0	0.0	0.0	0.00	0	0	0
06/20/2019 16:00	0.0	0.0	0.0	0.0	0.00	0	0	0
06/20/2019 17:00	0.0	0.0	0.0	0.0	0.00	0	0	0
06/20/2019 18:00	0.0	0.0	0.0	0.0	0.00	0	0	0
06/20/2019 19:00	0.0	0.0	0.0	0.0	0.00	0	0	0
06/20/2019 20:00	0.0	0.0	0.0	0.0	0.00	0	0	0
06/20/2019 21:00	0.0	0.0	0.0	0.0	0.00	0	0	0
06/20/2019 22:00	0.0	0.0	0.0	0.0	0.00	0	0	0
06/20/2019 23:00	0.0	0.0	0.0	0.0	0.00	0	0	0
Average/Sum#:	0.0	0.0	0.0	0.0	0.00 #	0 #	0 #	0 #
Minimum:	0.0	0.0	0.0	0.0	0.00	0	0	0
Maximum:	0.0	0.0	0.0	0.0	0.00	0	0	0
%SI	100.00	100.00	100.00	100.00	100.00	0.00	0.00	0.00

# Daily Summary Report

## CT2 - NOx



From: 04/01/2019 00:00 To: 06/30/2019 23:59 Facility Name: COLUSA GENERATING STATION  
 Generated: 07/03/2019 08:39 Location: Maxwell, CA

Red = Invalid or Excluded Data | Green = Edited Status | Blue = Edited Value | \* = Excess Emission

Const. Value/Limit Tag:

	Unit CT2 NOX, Ppm 1 Hour(s)	Unit CT2 O2, Dry, Pct 1 Hour(s)	Unit CT2 HI, MBtuPerHr 1 Hour(s)	> Limit Unit CT2 NOX, Ppmvdc 1 Hour(s)	> Limit Unit CT2 NOX, Lb 1 Hour(s)	Unit CT2 UnitOn, TF 1 Hour(s)	Unit CT2 NormalOp, TF 1 Hour(s)	Unit CT2 DBOn, TF 1 Hour(s)
06/21/2019 00:00	0.0	0.0	0.0	0.0	0.00	0	0	0
06/21/2019 01:00	0.0	0.0	0.0	0.0	0.00	0	0	0
06/21/2019 02:00	0.0	0.0	0.0	0.0	0.00	0	0	0
06/21/2019 03:00	0.0	0.0	0.0	0.0	0.00	0	0	0
06/21/2019 04:00	0.0	0.0	0.0	0.0	0.00	0	0	0
06/21/2019 05:00	0.0	0.0	0.0	0.0	0.00	0	0	0
06/21/2019 06:00	0.0	0.0	0.0	0.0	0.00	0	0	0
06/21/2019 07:00	0.0	0.0	0.0	0.0	0.00	0	0	0
06/21/2019 08:00	0.0	0.0	0.0	0.0	0.00	0	0	0
06/21/2019 09:00	0.0	0.0	0.0	0.0	0.00	0	0	0
06/21/2019 10:00	0.0	0.0	0.0	0.0	0.00	0	0	0
06/21/2019 11:00	0.0	0.0	0.0	0.0	0.00	0	0	0
06/21/2019 12:00	0.0	0.0	0.0	0.0	0.00	0	0	0
06/21/2019 13:00	0.0	0.0	0.0	0.0	0.00	0	0	0
06/21/2019 14:00	0.0	0.0	0.0	0.0	0.00	0	0	0
06/21/2019 15:00	0.0	0.0	0.0	0.0	0.00	0	0	0
06/21/2019 16:00	0.0	0.0	0.0	0.0	0.00	0	0	0
06/21/2019 17:00	0.0	0.0	0.0	0.0	0.00	0	0	0
06/21/2019 18:00	0.0	0.0	0.0	0.0	0.00	0	0	0
06/21/2019 19:00	0.0	0.0	0.0	0.0	0.00	0	0	0
06/21/2019 20:00	0.0	0.0	0.0	0.0	0.00	0	0	0
06/21/2019 21:00	0.0	0.0	0.0	0.0	0.00	0	0	0
06/21/2019 22:00	0.0	0.0	0.0	0.0	0.00	0	0	0
06/21/2019 23:00	0.0	0.0	0.0	0.0	0.00	0	0	0
Average/Sum#:	0.0	0.0	0.0	0.0	0.00 #	0 #	0 #	0 #
Minimum:	0.0	0.0	0.0	0.0	0.00	0	0	0
Maximum:	0.0	0.0	0.0	0.0	0.00	0	0	0
%SI	100.00	100.00	100.00	100.00	100.00	0.00	0.00	0.00

# Daily Summary Report

## CT2 - NOx



From: 04/01/2019 00:00 To: 06/30/2019 23:59 Facility Name: COLUSA GENERATING STATION  
 Generated: 07/03/2019 08:39 Location: Maxwell, CA

Red = Invalid or Excluded Data | Green = Edited Status | Blue = Edited Value | \* = Excess Emission

Const. Value/Limit Tag:

	Unit CT2 NOx, Ppm 1 Hour(s)	Unit CT2 O2, Dry, Pct 1 Hour(s)	Unit CT2 HI, MBtuPerHr 1 Hour(s)	> Limit Unit CT2 NOx, Ppmvdc 1 Hour(s)	> Limit Unit CT2 NOx, Lb 1 Hour(s)	Unit CT2 UnitOn, TF 1 Hour(s)	Unit CT2 NormalOp, TF 1 Hour(s)	Unit CT2 DBOn, TF 1 Hour(s)
06/22/2019 00:00	0.0	0.0	0.0	0.0	0.00	0	0	0
06/22/2019 01:00	0.0	0.0	0.0	0.0	0.00	0	0	0
06/22/2019 02:00	0.0	0.0	0.0	0.0	0.00	0	0	0
06/22/2019 03:00	0.0	0.0	0.0	0.0	0.00	0	0	0
06/22/2019 04:00	0.0	0.0	0.0	0.0	0.00	0	0	0
06/22/2019 05:00	0.0	0.0	0.0	0.0	0.00	0	0	0
06/22/2019 06:00	0.0	0.0	0.0	0.0	0.00	0	0	0
06/22/2019 07:00	0.0	0.0	0.0	0.0	0.00	0	0	0
06/22/2019 08:00	0.0	0.0	0.0	0.0	0.00	0	0	0
06/22/2019 09:00	0.0	0.0	0.0	0.0	0.00	0	0	0
06/22/2019 10:00	0.0	0.0	0.0	0.0	0.00	0	0	0
06/22/2019 11:00	0.0	0.0	0.0	0.0	0.00	0	0	0
06/22/2019 12:00	0.0	0.0	0.0	0.0	0.00	0	0	0
06/22/2019 13:00	0.0	0.0	0.0	0.0	0.00	0	0	0
06/22/2019 14:00	0.0	0.0	0.0	0.0	0.00	0	0	0
06/22/2019 15:00	0.0	0.0	0.0	0.0	0.00	0	0	0
06/22/2019 16:00	0.0	0.0	0.0	0.0	0.00	0	0	0
06/22/2019 17:00	0.0	0.0	0.0	0.0	0.00	0	0	0
06/22/2019 18:00	0.0	0.0	0.0	0.0	0.00	0	0	0
06/22/2019 19:00	0.0	0.0	0.0	0.0	0.00	0	0	0
06/22/2019 20:00	0.0	0.0	0.0	0.0	0.00	0	0	0
06/22/2019 21:00	0.0	0.0	0.0	0.0	0.00	0	0	0
06/22/2019 22:00	0.0	0.0	0.0	0.0	0.00	0	0	0
06/22/2019 23:00	0.0	0.0	0.0	0.0	0.00	0	0	0
Average/Sum#:	0.0	0.0	0.0	0.0	0.00 #	0 #	0 #	0 #
Minimum:	0.0	0.0	0.0	0.0	0.00	0	0	0
Maximum:	0.0	0.0	0.0	0.0	0.00	0	0	0
%SI	100.00	100.00	100.00	100.00	100.00	0.00	0.00	0.00

# Daily Summary Report

## CT2 - NOx



From: 04/01/2019 00:00 To: 06/30/2019 23:59 Facility Name: COLUSA GENERATING STATION  
 Generated: 07/03/2019 08:39 Location: Maxwell, CA

Red = Invalid or Excluded Data | Green = Edited Status | Blue = Edited Value | \* = Excess Emission

Const. Value/Limit Tag:

	Unit CT2 NOx, Ppm 1 Hour(s)	Unit CT2 O2, Dry, Pct 1 Hour(s)	Unit CT2 HI, MBtuPerHr 1 Hour(s)	> Limit Unit CT2 NOx, Ppmvdc 1 Hour(s)	> Limit Unit CT2 NOx, Lb 1 Hour(s)	Unit CT2 UnitOn, TF 1 Hour(s)	Unit CT2 NormalOp, TF 1 Hour(s)	Unit CT2 DBOn, TF 1 Hour(s)
06/23/2019 00:00	0.0	0.0	0.0	0.0	0.00	0	0	0
06/23/2019 01:00	0.0	0.0	0.0	0.0	0.00	0	0	0
06/23/2019 02:00	0.0	0.0	0.0	0.0	0.00	0	0	0
06/23/2019 03:00	0.0	0.0	0.0	0.0	0.00	0	0	0
06/23/2019 04:00	0.0	0.0	0.0	0.0	0.00	0	0	0
06/23/2019 05:00	0.0	0.0	0.0	0.0	0.00	0	0	0
06/23/2019 06:00	0.0	0.0	0.0	0.0	0.00	0	0	0
06/23/2019 07:00	0.0	0.0	0.0	0.0	0.00	0	0	0
06/23/2019 08:00	29.6	17.5	466.8	51.4	85.55	1	0	0
06/23/2019 09:00	7.0	17.1	509.3	10.9	20.40	1	0	0
06/23/2019 10:00	9.5	16.5	638.2	12.7	30.00	1	0	0
06/23/2019 11:00	14.7	15.0	931.6	14.7	50.30	1	0	0
06/23/2019 12:00	0.7	14.0	1,359.6	0.6	2.70	1	1	0
06/23/2019 13:00	0.8	14.0	1,359.8	0.7	4.10	1	1	0
06/23/2019 14:00	1.0	13.9	1,575.5	0.8	4.70	1	1	0
06/23/2019 15:00	0.9	13.8	1,486.3	0.7	4.50	1	1	0
06/23/2019 16:00	1.1	13.8	1,650.6	0.9	5.00	1	1	0
06/23/2019 17:00	1.3	13.4	1,729.6	1.0	6.90	1	1	1
06/23/2019 18:00	1.7	12.2	2,055.9	1.2	8.20	1	1	1
06/23/2019 19:00	1.8	11.7	2,152.0	1.2	8.60	1	1	1
06/23/2019 20:00	1.7	11.8	2,146.8	1.1	8.60	1	1	1
06/23/2019 21:00	2.6	12.8	1,656.4	1.9	11.25	1	0	1
06/23/2019 22:00	0.0	0.0	0.0	0.0	0.00	0	0	0
06/23/2019 23:00	0.0	0.0	0.0	0.0	0.00	0	0	0
<b>Average/Sum#:</b>	5.3	14.1	1,408.5	7.1	250.80 #	14 #	9 #	5 #
<b>Minimum:</b>	0.7	11.7	466.8	0.6	2.70	0	0	0
<b>Maximum:</b>	29.6	17.5	2,152.0	51.4	85.55	1	1	1
<b>%SI</b>	41.67	41.67	41.67	41.67	41.67	0.00	0.00	0.00

# Daily Summary Report

## CT2 - NOx



From: 04/01/2019 00:00 To: 06/30/2019 23:59 Facility Name: COLUSA GENERATING STATION  
 Generated: 07/03/2019 08:39 Location: Maxwell, CA

Red = Invalid or Excluded Data | Green = Edited Status | Blue = Edited Value | \* = Excess Emission

Const. Value/Limit Tag:

	Unit CT2 NOx, Ppm 1 Hour(s)	Unit CT2 O2, Dry, Pct 1 Hour(s)	Unit CT2 HI, MBtuPerHr 1 Hour(s)	> Limit Unit CT2 NOx, Ppmvdc 1 Hour(s)	> Limit Unit CT2 NOx, Lb 1 Hour(s)	Unit CT2 UnitOn, TF 1 Hour(s)	Unit CT2 NormalOp, TF 1 Hour(s)	Unit CT2 DBOn, TF 1 Hour(s)
06/24/2019 00:00	0.0	0.0	0.0	0.0	0.00	0	0	0
06/24/2019 01:00	0.0	0.0	0.0	0.0	0.00	0	0	0
06/24/2019 02:00	1.2	18.2	361.1	2.6	1.01	1	0	0
06/24/2019 03:00	6.8	15.5	914.0	7.4	24.70	1	0	0
06/24/2019 04:00	0.6	13.9	1,348.5	0.5	2.70	1	1	0
06/24/2019 05:00	0.8	13.9	1,342.5	0.7	2.70	1	1	0
06/24/2019 06:00	0.8	14.0	1,350.0	0.7	4.10	1	1	0
06/24/2019 07:00	0.8	14.0	1,350.7	0.7	4.10	1	1	0
06/24/2019 08:00	0.8	14.0	1,351.5	0.7	4.10	1	1	0
06/24/2019 09:00	1.0	13.9	1,517.7	0.8	4.60	1	1	0
06/24/2019 10:00	0.9	13.8	1,448.6	0.7	4.30	1	1	0
06/24/2019 11:00	0.8	14.0	1,366.5	0.7	4.10	1	1	0
06/24/2019 12:00	0.9	14.0	1,419.9	0.8	4.30	1	1	0
06/24/2019 13:00	1.2	13.8	1,643.5	1.0	6.60	1	1	0
06/24/2019 14:00	1.2	13.8	1,641.4	1.0	6.60	1	1	0
06/24/2019 15:00	1.2	13.8	1,643.9	1.0	6.60	1	1	0
06/24/2019 16:00	1.0	13.9	1,480.8	0.8	4.40	1	1	1
06/24/2019 17:00	1.6	12.6	1,942.6	1.1	7.80	1	1	1
06/24/2019 18:00	1.8	11.8	2,122.7	1.2	8.50	1	1	1
06/24/2019 19:00	1.8	11.7	2,141.8	1.2	8.60	1	1	1
06/24/2019 20:00	1.8	11.9	2,097.8	1.2	8.40	1	1	1
06/24/2019 21:00	1.7	12.0	2,099.7	1.1	8.40	1	1	1
06/24/2019 22:00	3.1	14.2	1,202.5	2.7	6.24	1	0	1
06/24/2019 23:00	0.0	0.0	0.0	0.0	0.00	0	0	0
<b>Average/Sum#:</b>	1.5	13.7	1,513.7	1.4	132.85 #	21 #	18 #	7 #
<b>Minimum:</b>	0.6	11.7	361.1	0.5	1.01	0	0	0
<b>Maximum:</b>	6.8	18.2	2,141.8	7.4	24.70	1	1	1
<b>%SI</b>	12.50	12.50	12.50	12.50	12.50	0.00	0.00	0.00

# Daily Summary Report

## CT2 - NOx



From: 04/01/2019 00:00 To: 06/30/2019 23:59 Facility Name: COLUSA GENERATING STATION  
 Generated: 07/03/2019 08:39 Location: Maxwell, CA

Red = Invalid or Excluded Data | Green = Edited Status | Blue = Edited Value | \* = Excess Emission

Const. Value/Limit Tag:

	Unit CT2 NOX, Ppm 1 Hour(s)	Unit CT2 O2, Dry, Pct 1 Hour(s)	Unit CT2 HI, MBtuPerHr 1 Hour(s)	> Limit Unit CT2 NOX, Ppmvdc 1 Hour(s)	> Limit Unit CT2 NOX, Lb 1 Hour(s)	Unit CT2 UnitOn, TF 1 Hour(s)	Unit CT2 NormalOp, TF 1 Hour(s)	Unit CT2 DBOn, TF 1 Hour(s)
06/25/2019 00:00	0.0	0.0	0.0	0.0	0.00	0	0	0
06/25/2019 01:00	0.0	0.0	0.0	0.0	0.00	0	0	0
06/25/2019 02:00	0.0	0.0	0.0	0.0	0.00	0	0	0
06/25/2019 03:00	0.0	0.0	0.0	0.0	0.00	0	0	0
06/25/2019 04:00	0.0	0.0	0.0	0.0	0.00	0	0	0
06/25/2019 05:00	0.0	0.0	0.0	0.0	0.00	0	0	0
06/25/2019 06:00	0.0	0.0	0.0	0.0	0.00	0	0	0
06/25/2019 07:00	0.0	0.0	0.0	0.0	0.00	0	0	0
06/25/2019 08:00	0.0	0.0	0.0	0.0	0.00	0	0	0
06/25/2019 09:00	0.0	0.0	0.0	0.0	0.00	0	0	0
06/25/2019 10:00	0.0	0.0	0.0	0.0	0.00	0	0	0
06/25/2019 11:00	0.0	0.0	0.0	0.0	0.00	0	0	0
06/25/2019 12:00	0.0	0.0	0.0	0.0	0.00	0	0	0
06/25/2019 13:00	0.0	0.0	0.0	0.0	0.00	0	0	0
06/25/2019 14:00	0.0	0.0	0.0	0.0	0.00	0	0	0
06/25/2019 15:00	0.0	0.0	0.0	0.0	0.00	0	0	0
06/25/2019 16:00	0.0	0.0	0.0	0.0	0.00	0	0	0
06/25/2019 17:00	0.0	0.0	0.0	0.0	0.00	0	0	0
06/25/2019 18:00	0.0	0.0	0.0	0.0	0.00	0	0	0
06/25/2019 19:00	0.0	0.0	0.0	0.0	0.00	0	0	0
06/25/2019 20:00	0.0	0.0	0.0	0.0	0.00	0	0	0
06/25/2019 21:00	0.0	0.0	0.0	0.0	0.00	0	0	0
06/25/2019 22:00	0.0	0.0	0.0	0.0	0.00	0	0	0
06/25/2019 23:00	0.0	0.0	0.0	0.0	0.00	0	0	0
Average/Sum#:	0.0	0.0	0.0	0.0	0.00 #	0 #	0 #	0 #
Minimum:	0.0	0.0	0.0	0.0	0.00	0	0	0
Maximum:	0.0	0.0	0.0	0.0	0.00	0	0	0
%SI	100.00	100.00	100.00	100.00	100.00	0.00	0.00	0.00

# Daily Summary Report

## CT2 - NOx



From: 04/01/2019 00:00 To: 06/30/2019 23:59 Facility Name: COLUSA GENERATING STATION  
 Generated: 07/03/2019 08:39 Location: Maxwell, CA

Red = Invalid or Excluded Data | Green = Edited Status | Blue = Edited Value | \* = Excess Emission

Const. Value/Limit Tag:

	Unit CT2 NOx, Ppm 1 Hour(s)	Unit CT2 O2, Dry, Pct 1 Hour(s)	Unit CT2 HI, MBtuPerHr 1 Hour(s)	> Limit Unit CT2 NOx, Ppmvdc 1 Hour(s)	> Limit Unit CT2 NOx, Lb 1 Hour(s)	Unit CT2 UnitOn, TF 1 Hour(s)	Unit CT2 NormalOp, TF 1 Hour(s)	Unit CT2 DBOn, TF 1 Hour(s)
06/26/2019 00:00	0.0	0.0	0.0	0.0	0.00	0	0	0
06/26/2019 01:00	0.0	0.0	0.0	0.0	0.00	0	0	0
06/26/2019 02:00	0.0	0.0	0.0	0.0	0.00	0	0	0
06/26/2019 03:00	0.0	0.0	0.0	0.0	0.00	0	0	0
06/26/2019 04:00	0.0	0.0	0.0	0.0	0.00	0	0	0
06/26/2019 05:00	0.0	0.0	0.0	0.0	0.00	0	0	0
06/26/2019 06:00	0.0	0.0	0.0	0.0	0.00	0	0	0
06/26/2019 07:00	0.0	0.0	0.0	0.0	0.00	0	0	0
06/26/2019 08:00	0.0	0.0	0.0	0.0	0.00	0	0	0
06/26/2019 09:00	0.0	0.0	0.0	0.0	0.00	0	0	0
06/26/2019 10:00	0.0	0.0	0.0	0.0	0.00	0	0	0
06/26/2019 11:00	0.0	0.0	0.0	0.0	0.00	0	0	0
06/26/2019 12:00	0.0	0.0	0.0	0.0	0.00	0	0	0
06/26/2019 13:00	0.0	0.0	0.0	0.0	0.00	0	0	0
06/26/2019 14:00	0.0	0.0	0.0	0.0	0.00	0	0	0
06/26/2019 15:00	0.0	0.0	0.0	0.0	0.00	0	0	0
06/26/2019 16:00	0.0	0.0	0.0	0.0	0.00	0	0	0
06/26/2019 17:00	0.0	0.0	0.0	0.0	0.00	0	0	0
06/26/2019 18:00	0.0	0.0	0.0	0.0	0.00	0	0	0
06/26/2019 19:00	0.0	0.0	0.0	0.0	0.00	0	0	0
06/26/2019 20:00	0.0	0.0	0.0	0.0	0.00	0	0	0
06/26/2019 21:00	0.0	0.0	0.0	0.0	0.00	0	0	0
06/26/2019 22:00	0.0	0.0	0.0	0.0	0.00	0	0	0
06/26/2019 23:00	0.0	0.0	0.0	0.0	0.00	0	0	0
Average/Sum#:	0.0	0.0	0.0	0.0	0.00 #	0 #	0 #	0 #
Minimum:	0.0	0.0	0.0	0.0	0.00	0	0	0
Maximum:	0.0	0.0	0.0	0.0	0.00	0	0	0
%SI	100.00	100.00	100.00	100.00	100.00	0.00	0.00	0.00

# Daily Summary Report

## CT2 - NOx



From: 04/01/2019 00:00 To: 06/30/2019 23:59 Facility Name: COLUSA GENERATING STATION  
 Generated: 07/03/2019 08:39 Location: Maxwell, CA

Red = Invalid or Excluded Data | Green = Edited Status | Blue = Edited Value | \* = Excess Emission

Const. Value/Limit Tag:

	Unit CT2 NOx, Ppm 1 Hour(s)	Unit CT2 O2, Dry, Pct 1 Hour(s)	Unit CT2 HI, MBtuPerHr 1 Hour(s)	> Limit Unit CT2 NOx, Ppmvdc 1 Hour(s)	> Limit Unit CT2 NOx, Lb 1 Hour(s)	Unit CT2 UnitOn, TF 1 Hour(s)	Unit CT2 NormalOp, TF 1 Hour(s)	Unit CT2 DBOn, TF 1 Hour(s)
06/27/2019 00:00	0.0	0.0	0.0	0.0	0.00	0	0	0
06/27/2019 01:00	0.0	0.0	0.0	0.0	0.00	0	0	0
06/27/2019 02:00	0.0	0.0	0.0	0.0	0.00	0	0	0
06/27/2019 03:00	0.0	0.0	0.0	0.0	0.00	0	0	0
06/27/2019 04:00	0.0	0.0	0.0	0.0	0.00	0	0	0
06/27/2019 05:00	0.0	0.0	0.0	0.0	0.00	0	0	0
06/27/2019 06:00	0.0	0.0	0.0	0.0	0.00	0	0	0
06/27/2019 07:00	0.0	0.0	0.0	0.0	0.00	0	0	0
06/27/2019 08:00	0.0	0.0	0.0	0.0	0.00	0	0	0
06/27/2019 09:00	0.0	0.0	0.0	0.0	0.00	0	0	0
06/27/2019 10:00	0.0	0.0	0.0	0.0	0.00	0	0	0
06/27/2019 11:00	0.0	0.0	0.0	0.0	0.00	0	0	0
06/27/2019 12:00	0.0	0.0	0.0	0.0	0.00	0	0	0
06/27/2019 13:00	0.0	0.0	0.0	0.0	0.00	0	0	0
06/27/2019 14:00	0.0	0.0	0.0	0.0	0.00	0	0	0
06/27/2019 15:00	0.0	0.0	0.0	0.0	0.00	0	0	0
06/27/2019 16:00	0.0	0.0	0.0	0.0	0.00	0	0	0
06/27/2019 17:00	0.0	0.0	0.0	0.0	0.00	0	0	0
06/27/2019 18:00	0.0	0.0	0.0	0.0	0.00	0	0	0
06/27/2019 19:00	0.0	0.0	0.0	0.0	0.00	0	0	0
06/27/2019 20:00	0.0	0.0	0.0	0.0	0.00	0	0	0
06/27/2019 21:00	0.0	0.0	0.0	0.0	0.00	0	0	0
06/27/2019 22:00	0.0	0.0	0.0	0.0	0.00	0	0	0
06/27/2019 23:00	0.0	0.0	0.0	0.0	0.00	0	0	0
Average/Sum#:	0.0	0.0	0.0	0.0	0.00 #	0 #	0 #	0 #
Minimum:	0.0	0.0	0.0	0.0	0.00	0	0	0
Maximum:	0.0	0.0	0.0	0.0	0.00	0	0	0
%SI	100.00	100.00	100.00	100.00	100.00	0.00	0.00	0.00



# Daily Summary Report

## CT2 - NOx



From: 04/01/2019 00:00 To: 06/30/2019 23:59 Facility Name: COLUSA GENERATING STATION  
 Generated: 07/03/2019 08:39 Location: Maxwell, CA

Red = Invalid or Excluded Data | Green = Edited Status | Blue = Edited Value | \* = Excess Emission

Const. Value/Limit Tag:

	Unit CT2 NOX, Ppm 1 Hour(s)	Unit CT2 O2, Dry, Pct 1 Hour(s)	Unit CT2 HI, MBtuPerHr 1 Hour(s)	> Limit Unit CT2 NOX, Ppmvdc 1 Hour(s)	> Limit Unit CT2 NOX, Lb 1 Hour(s)	Unit CT2 UnitOn, TF 1 Hour(s)	Unit CT2 NormalOp, TF 1 Hour(s)	Unit CT2 DBOn, TF 1 Hour(s)
06/28/2019 00:00	0.0	0.0	0.0	0.0	0.00	0	0	0
06/28/2019 01:00	0.0	0.0	0.0	0.0	0.00	0	0	0
06/28/2019 02:00	0.0	0.0	0.0	0.0	0.00	0	0	0
06/28/2019 03:00	0.0	0.0	0.0	0.0	0.00	0	0	0
06/28/2019 04:00	0.0	0.0	0.0	0.0	0.00	0	0	0
06/28/2019 05:00	0.0	0.0	0.0	0.0	0.00	0	0	0
06/28/2019 06:00	0.0	0.0	0.0	0.0	0.00	0	0	0
06/28/2019 07:00	0.0	0.0	0.0	0.0	0.00	0	0	0
06/28/2019 08:00	0.0	0.0	0.0	0.0	0.00	0	0	0
06/28/2019 09:00	0.0	0.0	0.0	0.0	0.00	0	0	0
06/28/2019 10:00	0.0	0.0	0.0	0.0	0.00	0	0	0
06/28/2019 11:00	0.0	0.0	0.0	0.0	0.00	0	0	0
06/28/2019 12:00	0.0	0.0	0.0	0.0	0.00	0	0	0
06/28/2019 13:00	0.0	0.0	0.0	0.0	0.00	0	0	0
06/28/2019 14:00	0.0	0.0	0.0	0.0	0.00	0	0	0
06/28/2019 15:00	0.0	0.0	0.0	0.0	0.00	0	0	0
06/28/2019 16:00	0.0	0.0	0.0	0.0	0.00	0	0	0
06/28/2019 17:00	0.0	0.0	0.0	0.0	0.00	0	0	0
06/28/2019 18:00	0.0	0.0	0.0	0.0	0.00	0	0	0
06/28/2019 19:00	0.0	0.0	0.0	0.0	0.00	0	0	0
06/28/2019 20:00	0.0	0.0	0.0	0.0	0.00	0	0	0
06/28/2019 21:00	0.0	0.0	0.0	0.0	0.00	0	0	0
06/28/2019 22:00	0.0	0.0	0.0	0.0	0.00	0	0	0
06/28/2019 23:00	0.0	0.0	0.0	0.0	0.00	0	0	0
Average/Sum#:	0.0	0.0	0.0	0.0	0.00 #	0 #	0 #	0 #
Minimum:	0.0	0.0	0.0	0.0	0.00	0	0	0
Maximum:	0.0	0.0	0.0	0.0	0.00	0	0	0
%SI	100.00	100.00	100.00	100.00	100.00	0.00	0.00	0.00

# Daily Summary Report

## CT2 - NOx



From: 04/01/2019 00:00 To: 06/30/2019 23:59 Facility Name: COLUSA GENERATING STATION  
 Generated: 07/03/2019 08:39 Location: Maxwell, CA

Red = Invalid or Excluded Data | Green = Edited Status | Blue = Edited Value | \* = Excess Emission

Const. Value/Limit Tag:

	Unit CT2 NOx, Ppm 1 Hour(s)	Unit CT2 O2, Dry, Pct 1 Hour(s)	Unit CT2 HI, MBtuPerHr 1 Hour(s)	> Limit Unit CT2 NOx, Ppmvdc 1 Hour(s)	> Limit Unit CT2 NOx, Lb 1 Hour(s)	Unit CT2 UnitOn, TF 1 Hour(s)	Unit CT2 NormalOp, TF 1 Hour(s)	Unit CT2 DBOn, TF 1 Hour(s)
06/29/2019 00:00	0.0	0.0	0.0	0.0	0.00	0	0	0
06/29/2019 01:00	0.0	0.0	0.0	0.0	0.00	0	0	0
06/29/2019 02:00	0.0	0.0	0.0	0.0	0.00	0	0	0
06/29/2019 03:00	0.0	0.0	0.0	0.0	0.00	0	0	0
06/29/2019 04:00	0.0	0.0	0.0	0.0	0.00	0	0	0
06/29/2019 05:00	0.0	0.0	0.0	0.0	0.00	0	0	0
06/29/2019 06:00	0.0	0.0	0.0	0.0	0.00	0	0	0
06/29/2019 07:00	0.0	0.0	0.0	0.0	0.00	0	0	0
06/29/2019 08:00	0.0	0.0	0.0	0.0	0.00	0	0	0
06/29/2019 09:00	0.0	0.0	0.0	0.0	0.00	0	0	0
06/29/2019 10:00	0.0	0.0	0.0	0.0	0.00	0	0	0
06/29/2019 11:00	0.0	0.0	0.0	0.0	0.00	0	0	0
06/29/2019 12:00	0.0	0.0	0.0	0.0	0.00	0	0	0
06/29/2019 13:00	0.0	0.0	0.0	0.0	0.00	0	0	0
06/29/2019 14:00	0.0	0.0	0.0	0.0	0.00	0	0	0
06/29/2019 15:00	0.0	0.0	0.0	0.0	0.00	0	0	0
06/29/2019 16:00	0.0	0.0	0.0	0.0	0.00	0	0	0
06/29/2019 17:00	0.0	0.0	0.0	0.0	0.00	0	0	0
06/29/2019 18:00	0.0	0.0	0.0	0.0	0.00	0	0	0
06/29/2019 19:00	0.0	0.0	0.0	0.0	0.00	0	0	0
06/29/2019 20:00	0.0	0.0	0.0	0.0	0.00	0	0	0
06/29/2019 21:00	0.0	0.0	0.0	0.0	0.00	0	0	0
06/29/2019 22:00	0.0	0.0	0.0	0.0	0.00	0	0	0
06/29/2019 23:00	0.0	0.0	0.0	0.0	0.00	0	0	0
Average/Sum#:	0.0	0.0	0.0	0.0	0.00 #	0 #	0 #	0 #
Minimum:	0.0	0.0	0.0	0.0	0.00	0	0	0
Maximum:	0.0	0.0	0.0	0.0	0.00	0	0	0
%SI	100.00	100.00	100.00	100.00	100.00	0.00	0.00	0.00

# Daily Summary Report

## CT2 - NOx



From: 04/01/2019 00:00 To: 06/30/2019 23:59 Facility Name: COLUSA GENERATING STATION  
 Generated: 07/03/2019 08:39 Location: Maxwell, CA

Red = Invalid or Excluded Data | Green = Edited Status | Blue = Edited Value | \* = Excess Emission

Const. Value/Limit Tag:

	Unit CT2 NOX, Ppm 1 Hour(s)	Unit CT2 O2, Dry, Pct 1 Hour(s)	Unit CT2 HI, MBtuPerHr 1 Hour(s)	> Limit Unit CT2 NOX, Ppmvdc 1 Hour(s)	> Limit Unit CT2 NOX, Lb 1 Hour(s)	Unit CT2 UnitOn, TF 1 Hour(s)	Unit CT2 NormalOp, TF 1 Hour(s)	Unit CT2 DBOn, TF 1 Hour(s)
06/30/2019 00:00	0.0	0.0	0.0	0.0	0.00	0	0	0
06/30/2019 01:00	0.0	0.0	0.0	0.0	0.00	0	0	0
06/30/2019 02:00	0.0	0.0	0.0	0.0	0.00	0	0	0
06/30/2019 03:00	0.0	0.0	0.0	0.0	0.00	0	0	0
06/30/2019 04:00	0.0	0.0	0.0	0.0	0.00	0	0	0
06/30/2019 05:00	0.0	0.0	0.0	0.0	0.00	0	0	0
06/30/2019 06:00	0.0	0.0	0.0	0.0	0.00	0	0	0
06/30/2019 07:00	0.0	0.0	0.0	0.0	0.00	0	0	0
06/30/2019 08:00	0.0	0.0	0.0	0.0	0.00	0	0	0
06/30/2019 09:00	0.0	0.0	0.0	0.0	0.00	0	0	0
06/30/2019 10:00	0.0	0.0	0.0	0.0	0.00	0	0	0
06/30/2019 11:00	0.0	0.0	0.0	0.0	0.00	0	0	0
06/30/2019 12:00	0.0	0.0	0.0	0.0	0.00	0	0	0
06/30/2019 13:00	0.0	0.0	0.0	0.0	0.00	0	0	0
06/30/2019 14:00	0.0	0.0	0.0	0.0	0.00	0	0	0
06/30/2019 15:00	0.0	0.0	0.0	0.0	0.00	0	0	0
06/30/2019 16:00	0.0	0.0	0.0	0.0	0.00	0	0	0
06/30/2019 17:00	0.0	0.0	0.0	0.0	0.00	0	0	0
06/30/2019 18:00	0.0	0.0	0.0	0.0	0.00	0	0	0
06/30/2019 19:00	0.0	0.0	0.0	0.0	0.00	0	0	0
06/30/2019 20:00	0.0	0.0	0.0	0.0	0.00	0	0	0
06/30/2019 21:00	0.0	0.0	0.0	0.0	0.00	0	0	0
06/30/2019 22:00	0.0	0.0	0.0	0.0	0.00	0	0	0
06/30/2019 23:00	0.0	0.0	0.0	0.0	0.00	0	0	0
Average/Sum#:	0.0	0.0	0.0	0.0	0.00 #	0 #	0 #	0 #
Minimum:	0.0	0.0	0.0	0.0	0.00	0	0	0
Maximum:	0.0	0.0	0.0	0.0	0.00	0	0	0
%SI	100.00	100.00	100.00	100.00	100.00	0.00	0.00	0.00

# Excess Emission Report



## CT2 - NOx Lb 1-Day Block Average

From: 04/01/2019 00:00 To: 06/30/2019 23:59  
Generated: 07/03/2019 08:36

Facility Name: COLUSA GENERATING STATION  
Location: Maxwell, CA

Tag Name: CT2\_NOx\_Lb\_1D

Total Operating Time: 518.00 Hour(s)

No Exclusions Allowed

Non-Operating Time: 1,666.00 Hour(s) Report Time: 2,184.00 Hour(s)

No incidents have been reported for this reporting period. Data is 100% in compliance.

Total Operating Time:	518.00 Hour(s)
Total Duration (Online only):	0.00 Day(s)
Time in exceedance as a percentage of operating time:	0.00 %
Time in compliance as a percentage of operating time:	100.00 %

ATTACHMENT 7  
Hourly Emissions – CO

FCD: AQ-16  
Title V: #6

# Daily Summary Report

CT1 - CO



From: 04/01/2019 00:00 To: 06/30/2019 23:59 Facility Name: COLUSA GENERATING STATION  
 Generated: 07/03/2019 08:40 Location: Maxwell, CA

Red = Invalid or Excluded Data | Green = Edited Status | Blue = Edited Value | \* = Excess Emission

Const. Value/Limit Tag:

	Unit CT1	Unit CT1	Unit CT1	> Limit Unit CT1	> Limit Unit CT1	Unit CT1	Unit CT2	Unit CT1
	CO, Ppm	O2, Dry, Pct	HI, MBtuPerHr	CO, _3Hr, Ppmvdc	CO, Lb	UnitOn, TF	NormalOp, TF	DBOn, TF
	1 Hour(s)	1 Hour(s)	1 Hour(s)	1 Hour(s)	1 Hour(s)	1 Hour(s)	1 Hour(s)	1 Hour(s)
04/01/2019 00:00	0.0	0.0	0.0	0.0	0.0	0	1	0
04/01/2019 01:00	81.7	17.6	463.6	0.0	101.6	1	1	0
04/01/2019 02:00	21.9	15.8	733.7	0.0	41.6	1	1	0
04/01/2019 03:00	0.6	13.9	1,369.2	0.0	1.5	1	1	0
04/01/2019 04:00	0.6	13.9	1,533.7	0.0	1.7	1	1	1
04/01/2019 05:00	1.0	13.0	1,926.6	0.0	3.2	1	1	1
04/01/2019 06:00	1.2	12.6	2,030.2	0.7	3.9	1	1	1
04/01/2019 07:00	1.1	12.8	1,956.5	0.8	3.5	1	1	1
04/01/2019 08:00	0.6	13.9	1,407.9	0.7	1.6	1	1	0
04/01/2019 09:00	0.6	13.9	1,334.9	0.6	1.5	1	1	0
04/01/2019 10:00	0.6	14.0	1,297.4	0.5	1.5	1	1	0
04/01/2019 11:00	0.6	14.0	1,345.4	0.5	1.5	1	1	0
04/01/2019 12:00	0.6	13.9	1,452.0	0.5	1.6	1	1	0
04/01/2019 13:00	0.6	13.9	1,474.8	0.5	1.7	1	1	0
04/01/2019 14:00	0.6	13.9	1,624.1	0.5	1.8	1	1	0
04/01/2019 15:00	0.6	13.9	1,444.6	0.5	1.6	1	1	0
04/01/2019 16:00	0.8	13.3	1,780.9	0.5	2.5	1	1	1
04/01/2019 17:00	1.1	12.4	2,036.5	0.6	3.5	1	1	1
04/01/2019 18:00	1.1	12.2	2,079.7	0.7	3.5	1	1	1
04/01/2019 19:00	1.0	12.0	2,127.2	0.7	3.2	1	1	1
04/01/2019 20:00	1.0	12.0	2,122.9	0.7	3.2	1	1	1
04/01/2019 21:00	1.0	12.2	2,098.3	0.7	3.2	1	1	1
04/01/2019 22:00	4.6	13.5	1,496.1	0.0	9.5	1	0	1
04/01/2019 23:00	0.0	0.0	0.0	0.0	0.0	0	0	0
Average/Sum#:	5.6	13.6	1,597.1	0.6	198.4 #	22 #	22 #	11 #
Minimum:	0.6	12.0	463.6	0.5	1.5	0	0	0
Maximum:	81.7	17.6	2,127.2	0.8	101.6	1	1	1
%SI	8.33	8.33	8.33	33.33	8.33	0.00	0.00	0.00

# Daily Summary Report

CT1 - CO



From: 04/01/2019 00:00 To: 06/30/2019 23:59 Facility Name: COLUSA GENERATING STATION  
 Generated: 07/03/2019 08:40 Location: Maxwell, CA

Red = Invalid or Excluded Data | Green = Edited Status | Blue = Edited Value | \* = Excess Emission

Const. Value/Limit Tag:

	Unit CT1 CO, Ppm 1 Hour(s)	Unit CT1 O2, Dry, Pct 1 Hour(s)	Unit CT1 HI, MBtuPerHr 1 Hour(s)	> Limit Unit CT1 CO, _3Hr, Ppmvdc 1 Hour(s)	> Limit Unit CT1 CO, Lb 1 Hour(s)	Unit CT1 UnitOn, TF 1 Hour(s)	Unit CT2 NormalOp, TF 1 Hour(s)	Unit CT1 DBOn, TF 1 Hour(s)
04/02/2019 00:00	0.0	0.0	0.0	0.0	0.0	0	0	0
04/02/2019 01:00	0.0	0.0	0.0	0.0	0.0	0	0	0
04/02/2019 02:00	0.0	0.0	0.0	0.0	0.0	0	0	0
04/02/2019 03:00	0.0	0.0	0.0	0.0	0.0	0	0	0
04/02/2019 04:00	0.0	0.0	0.0	0.0	0.0	0	0	0
04/02/2019 05:00	0.0	0.0	0.0	0.0	0.0	0	0	0
04/02/2019 06:00	0.0	0.0	0.0	0.0	0.0	0	0	0
04/02/2019 07:00	0.0	0.0	0.0	0.0	0.0	0	0	0
04/02/2019 08:00	0.0	0.0	0.0	0.0	0.0	0	0	0
04/02/2019 09:00	0.0	0.0	0.0	0.0	0.0	0	0	0
04/02/2019 10:00	0.0	0.0	0.0	0.0	0.0	0	0	0
04/02/2019 11:00	0.0	0.0	0.0	0.0	0.0	0	0	0
04/02/2019 12:00	0.0	0.0	0.0	0.0	0.0	0	0	0
04/02/2019 13:00	0.0	0.0	0.0	0.0	0.0	0	0	0
04/02/2019 14:00	0.0	0.0	0.0	0.0	0.0	0	0	0
04/02/2019 15:00	0.0	0.0	0.0	0.0	0.0	0	0	0
04/02/2019 16:00	0.0	0.0	0.0	0.0	0.0	0	0	0
04/02/2019 17:00	0.0	0.0	0.0	0.0	0.0	0	0	0
04/02/2019 18:00	0.0	0.0	0.0	0.0	0.0	0	0	0
04/02/2019 19:00	0.0	0.0	0.0	0.0	0.0	0	0	0
04/02/2019 20:00	0.0	0.0	0.0	0.0	0.0	0	1	0
04/02/2019 21:00	0.0	0.0	0.0	0.0	0.0	0	1	0
04/02/2019 22:00	0.0	0.0	0.0	0.0	0.0	0	1	0
04/02/2019 23:00	0.0	0.0	0.0	0.0	0.0	0	1	0
Average/Sum#:	0.0	0.0	0.0	0.0	0.0 #	0 #	4 #	0 #
Minimum:	0.0	0.0	0.0	0.0	0.0	0	0	0
Maximum:	0.0	0.0	0.0	0.0	0.0	0	1	0
%SI	100.00	100.00	100.00	100.00	100.00	0.00	0.00	0.00

# Daily Summary Report

CT1 - CO



From: 04/01/2019 00:00 To: 06/30/2019 23:59 Facility Name: COLUSA GENERATING STATION  
 Generated: 07/03/2019 08:40 Location: Maxwell, CA

Red = Invalid or Excluded Data | Green = Edited Status | Blue = Edited Value | \* = Excess Emission

Const. Value/Limit Tag:

	Unit CT1 CO, Ppm 1 Hour(s)	Unit CT1 O2, Dry, Pct 1 Hour(s)	Unit CT1 HI, MBtuPerHr 1 Hour(s)	> Limit Unit CT1 CO, _3Hr, Ppmvdc 1 Hour(s)	> Limit Unit CT1 CO, Lb 1 Hour(s)	Unit CT1 UnitOn, TF 1 Hour(s)	Unit CT2 NormalOp, TF 1 Hour(s)	Unit CT1 DBOn, TF 1 Hour(s)
04/03/2019 00:00	0.0	0.0	0.0	0.0	0.0	0	1	0
04/03/2019 01:00	0.0	0.0	0.0	0.0	0.0	0	1	0
04/03/2019 02:00	60.5	17.6	462.0	0.0	76.1	1	1	0
04/03/2019 03:00	23.5	15.6	826.8	0.0	48.4	1	1	0
04/03/2019 04:00	0.6	13.9	1,451.4	0.0	1.6	1	1	0
04/03/2019 05:00	0.6	13.8	1,675.5	0.0	1.9	1	1	0
04/03/2019 06:00	0.6	13.8	1,589.9	0.5	1.8	1	1	0
04/03/2019 07:00	0.6	13.9	1,295.1	0.5	1.5	1	1	0
04/03/2019 08:00	0.6	13.9	1,299.9	0.5	1.5	1	1	0
04/03/2019 09:00	0.6	13.9	1,393.9	0.5	1.6	1	1	0
04/03/2019 10:00	0.6	13.9	1,462.2	0.5	1.7	1	1	0
04/03/2019 11:00	0.6	13.9	1,327.7	0.5	1.5	1	1	0
04/03/2019 12:00	0.6	14.0	1,290.7	0.5	1.5	1	1	0
04/03/2019 13:00	0.6	14.0	1,298.0	0.5	1.5	1	1	0
04/03/2019 14:00	0.6	13.9	1,489.9	0.5	1.7	1	1	0
04/03/2019 15:00	0.6	14.0	1,364.1	0.5	1.6	1	1	0
04/03/2019 16:00	0.6	13.9	1,498.6	0.5	1.7	1	1	0
04/03/2019 17:00	0.6	13.9	1,519.2	0.5	1.7	1	1	1
04/03/2019 18:00	1.1	13.0	1,913.8	0.6	3.5	1	1	1
04/03/2019 19:00	1.1	12.5	2,030.3	0.7	3.5	1	1	1
04/03/2019 20:00	1.1	12.2	2,097.5	0.8	3.5	1	1	1
04/03/2019 21:00	1.1	12.2	2,096.1	0.7	3.5	1	1	1
04/03/2019 22:00	1.0	12.9	1,939.1	0.7	3.2	1	1	1
04/03/2019 23:00	1.0	13.0	1,905.8	0.7	3.2	1	1	1
<b>Average/Sum#:</b>	4.5	13.8	1,510.3	0.6	167.7 #	22 #	24 #	7 #
<b>Minimum:</b>	0.6	12.2	462.0	0.5	1.5	0	1	0
<b>Maximum:</b>	60.5	17.6	2,097.5	0.8	76.1	1	1	1
<b>%SI</b>	8.33	8.33	8.33	25.00	8.33	0.00	0.00	0.00



# Daily Summary Report

CT1 - CO



From: 04/01/2019 00:00 To: 06/30/2019 23:59 Facility Name: COLUSA GENERATING STATION  
 Generated: 07/03/2019 08:40 Location: Maxwell, CA

Red = Invalid or Excluded Data | Green = Edited Status | Blue = Edited Value | \* = Excess Emission

Const. Value/Limit Tag:

	Unit CT1	Unit CT1	Unit CT1	> Limit Unit CT1	> Limit Unit CT1	Unit CT1	Unit CT2	Unit CT1
	CO, Ppm	O2, Dry, Pct	HI, MBtuPerHr	CO, _3Hr, Ppmvdc	CO, Lb	UnitOn, TF	NormalOp, TF	DBOn, TF
	1 Hour(s)	1 Hour(s)	1 Hour(s)	1 Hour(s)	1 Hour(s)	1 Hour(s)	1 Hour(s)	1 Hour(s)
04/04/2019 00:00	0.6	13.9	1,530.9	0.6	1.7	1	1	0
04/04/2019 01:00	0.6	13.9	1,440.5	0.6	1.6	1	1	0
04/04/2019 02:00	0.6	13.9	1,508.4	0.5	1.7	1	1	0
04/04/2019 03:00	0.7	13.9	1,515.4	0.5	2.0	1	1	0
04/04/2019 04:00	0.7	13.9	1,356.5	0.6	1.8	1	1	0
04/04/2019 05:00	0.7	13.8	1,630.4	0.6	2.1	1	1	0
04/04/2019 06:00	0.6	13.9	1,670.4	0.6	1.9	1	1	0
04/04/2019 07:00	0.6	13.9	1,631.3	0.5	1.8	1	1	0
04/04/2019 08:00	0.7	13.9	1,315.0	0.5	1.7	1	1	0
04/04/2019 09:00	0.6	13.9	1,467.5	0.5	1.7	1	1	0
04/04/2019 10:00	0.6	14.0	1,296.3	0.5	1.5	1	1	0
04/04/2019 11:00	0.6	14.0	1,342.1	0.5	1.5	1	1	0
04/04/2019 12:00	0.6	14.0	1,367.5	0.5	1.6	1	1	0
04/04/2019 13:00	0.6	14.0	1,290.8	0.5	1.5	1	1	0
04/04/2019 14:00	0.6	14.0	1,377.3	0.5	1.6	1	1	0
04/04/2019 15:00	0.6	14.0	1,291.5	0.5	1.5	1	1	0
04/04/2019 16:00	0.6	13.9	1,616.7	0.5	1.8	1	1	0
04/04/2019 17:00	0.6	13.9	1,633.8	0.5	1.8	1	1	1
04/04/2019 18:00	1.2	13.2	1,891.4	0.6	3.9	1	1	1
04/04/2019 19:00	1.3	12.5	2,048.0	0.8	4.2	1	1	1
04/04/2019 20:00	1.2	12.2	2,116.6	0.9	3.9	1	1	1
04/04/2019 21:00	1.2	12.5	2,036.6	0.8	3.8	1	1	1
04/04/2019 22:00	0.7	13.7	1,482.0	0.7	1.9	1	1	1
04/04/2019 23:00	0.6	13.9	1,304.9	0.6	1.5	1	1	0
<b>Average/Sum#:</b>	0.7	13.7	1,548.4	0.6	50.0 #	24 #	24 #	6 #
<b>Minimum:</b>	0.6	12.2	1,290.8	0.5	1.5	1	1	0
<b>Maximum:</b>	1.3	14.0	2,116.6	0.9	4.2	1	1	1
<b>%SI</b>	0.00	0.00	0.00	0.00	0.00	0.00	0.00	0.00

# Daily Summary Report

CT1 - CO



From: 04/01/2019 00:00 To: 06/30/2019 23:59 Facility Name: COLUSA GENERATING STATION  
 Generated: 07/03/2019 08:40 Location: Maxwell, CA

Red = Invalid or Excluded Data | Green = Edited Status | Blue = Edited Value | \* = Excess Emission

Const. Value/Limit Tag:

	Unit CT1 CO, Ppm 1 Hour(s)	Unit CT1 O2, Dry, Pct 1 Hour(s)	Unit CT1 HI, MBtuPerHr 1 Hour(s)	> Limit Unit CT1 CO, _3Hr, Ppmvdc 1 Hour(s)	> Limit Unit CT1 CO, Lb 1 Hour(s)	Unit CT1 UnitOn, TF 1 Hour(s)	Unit CT2 NormalOp, TF 1 Hour(s)	Unit CT1 DBOn, TF 1 Hour(s)
04/05/2019 00:00	0.6	13.9	1,306.3	0.5	1.5	1	1	0
04/05/2019 01:00	0.6	13.9	1,348.0	0.5	1.5	1	1	0
04/05/2019 02:00	0.6	13.9	1,392.1	0.5	1.6	1	1	0
04/05/2019 03:00	0.6	13.9	1,313.6	0.5	1.5	1	1	0
04/05/2019 04:00	0.6	13.9	1,282.9	0.5	1.5	1	1	0
04/05/2019 05:00	0.6	13.8	1,638.6	0.5	1.8	1	1	0
04/05/2019 06:00	0.7	13.9	1,294.2	0.5	1.7	1	1	0
04/05/2019 07:00	0.7	13.9	1,326.5	0.6	1.8	1	1	0
04/05/2019 08:00	0.6	13.9	1,570.2	0.6	1.8	1	1	0
04/05/2019 09:00	0.6	13.8	1,571.9	0.5	1.8	1	1	0
04/05/2019 10:00	0.6	13.8	1,637.6	0.5	1.8	1	1	0
04/05/2019 11:00	0.6	13.9	1,625.5	0.5	1.8	1	1	0
04/05/2019 12:00	0.6	13.9	1,654.3	0.5	1.9	1	1	0
04/05/2019 13:00	0.6	13.9	1,642.1	0.5	1.9	1	1	0
04/05/2019 14:00	0.6	13.9	1,469.8	0.5	1.7	1	1	0
04/05/2019 15:00	0.6	13.9	1,615.5	0.5	1.8	1	1	0
04/05/2019 16:00	0.6	13.9	1,628.8	0.5	1.8	1	1	0
04/05/2019 17:00	0.6	14.0	1,310.3	0.5	1.5	1	1	0
04/05/2019 18:00	0.6	13.9	1,611.6	0.5	1.8	1	1	0
04/05/2019 19:00	0.9	13.4	1,802.8	0.6	2.9	1	1	1
04/05/2019 20:00	1.2	12.6	2,017.0	0.7	3.9	1	1	1
04/05/2019 21:00	6.7	14.1	1,277.2	0.0	8.0	1	0	1
04/05/2019 22:00	0.0	0.0	0.0	0.0	0.0	0	0	0
04/05/2019 23:00	0.0	0.0	0.0	0.0	0.0	0	0	0
<b>Average/Sum#:</b>	0.9	13.8	1,515.3	0.5	47.3 #	22 #	21 #	3 #
<b>Minimum:</b>	0.6	12.6	1,277.2	0.5	1.5	0	0	0
<b>Maximum:</b>	6.7	14.1	2,017.0	0.7	8.0	1	1	1
<b>%SI</b>	8.33	8.33	8.33	12.50	8.33	0.00	0.00	0.00

# Daily Summary Report

CT1 - CO



From: 04/01/2019 00:00 To: 06/30/2019 23:59 Facility Name: COLUSA GENERATING STATION  
 Generated: 07/03/2019 08:40 Location: Maxwell, CA

Red = Invalid or Excluded Data | Green = Edited Status | Blue = Edited Value | \* = Excess Emission

Const. Value/Limit Tag:

	Unit CT1 CO, Ppm 1 Hour(s)	Unit CT1 O2, Dry, Pct 1 Hour(s)	Unit CT1 HI, MBtuPerHr 1 Hour(s)	> Limit Unit CT1 CO, _3Hr, Ppmvdc 1 Hour(s)	> Limit Unit CT1 CO, Lb 1 Hour(s)	Unit CT1 UnitOn, TF 1 Hour(s)	Unit CT2 NormalOp, TF 1 Hour(s)	Unit CT1 DBOn, TF 1 Hour(s)
04/06/2019 00:00	0.0	0.0	0.0	0.0	0.0	0	0	0
04/06/2019 01:00	0.0	0.0	0.0	0.0	0.0	0	0	0
04/06/2019 02:00	0.0	0.0	0.0	0.0	0.0	0	0	0
04/06/2019 03:00	0.0	0.0	0.0	0.0	0.0	0	0	0
04/06/2019 04:00	0.0	0.0	0.0	0.0	0.0	0	0	0
04/06/2019 05:00	0.0	0.0	0.0	0.0	0.0	0	0	0
04/06/2019 06:00	0.0	0.0	0.0	0.0	0.0	0	0	0
04/06/2019 07:00	0.0	0.0	0.0	0.0	0.0	0	0	0
04/06/2019 08:00	0.0	0.0	0.0	0.0	0.0	0	0	0
04/06/2019 09:00	0.0	0.0	0.0	0.0	0.0	0	0	0
04/06/2019 10:00	0.0	0.0	0.0	0.0	0.0	0	0	0
04/06/2019 11:00	0.0	0.0	0.0	0.0	0.0	0	0	0
04/06/2019 12:00	0.0	0.0	0.0	0.0	0.0	0	0	0
04/06/2019 13:00	0.0	0.0	0.0	0.0	0.0	0	0	0
04/06/2019 14:00	0.0	0.0	0.0	0.0	0.0	0	0	0
04/06/2019 15:00	0.0	0.0	0.0	0.0	0.0	0	0	0
04/06/2019 16:00	0.0	0.0	0.0	0.0	0.0	0	0	0
04/06/2019 17:00	0.0	0.0	0.0	0.0	0.0	0	0	0
04/06/2019 18:00	0.0	0.0	0.0	0.0	0.0	0	0	0
04/06/2019 19:00	0.0	0.0	0.0	0.0	0.0	0	1	0
04/06/2019 20:00	0.0	0.0	0.0	0.0	0.0	0	1	0
04/06/2019 21:00	0.0	0.0	0.0	0.0	0.0	0	1	0
04/06/2019 22:00	0.0	0.0	0.0	0.0	0.0	0	1	0
04/06/2019 23:00	0.0	0.0	0.0	0.0	0.0	0	1	0
Average/Sum#:	0.0	0.0	0.0	0.0	0.0 #	0 #	5 #	0 #
Minimum:	0.0	0.0	0.0	0.0	0.0	0	0	0
Maximum:	0.0	0.0	0.0	0.0	0.0	0	1	0
%SI	100.00	100.00	100.00	100.00	100.00	0.00	0.00	0.00

# Daily Summary Report

CT1 - CO



From: 04/01/2019 00:00 To: 06/30/2019 23:59 Facility Name: COLUSA GENERATING STATION  
 Generated: 07/03/2019 08:40 Location: Maxwell, CA

Red = Invalid or Excluded Data | Green = Edited Status | Blue = Edited Value | \* = Excess Emission

Const. Value/Limit Tag:

	Unit CT1 CO, Ppm 1 Hour(s)	Unit CT1 O2, Dry, Pct 1 Hour(s)	Unit CT1 HI, MBtuPerHr 1 Hour(s)	> Limit Unit CT1 CO, _3Hr, Ppmvdc 1 Hour(s)	> Limit Unit CT1 CO, Lb 1 Hour(s)	Unit CT1 UnitOn, TF 1 Hour(s)	Unit CT2 NormalOp, TF 1 Hour(s)	Unit CT1 DBOn, TF 1 Hour(s)
04/07/2019 00:00	0.0	0.0	0.0	0.0	0.0	0	1	0
04/07/2019 01:00	0.0	0.0	0.0	0.0	0.0	0	0	0
04/07/2019 02:00	0.0	0.0	0.0	0.0	0.0	0	0	0
04/07/2019 03:00	0.0	0.0	0.0	0.0	0.0	0	0	0
04/07/2019 04:00	0.0	0.0	0.0	0.0	0.0	0	0	0
04/07/2019 05:00	0.0	0.0	0.0	0.0	0.0	0	0	0
04/07/2019 06:00	0.0	0.0	0.0	0.0	0.0	0	0	0
04/07/2019 07:00	0.0	0.0	0.0	0.0	0.0	0	0	0
04/07/2019 08:00	0.0	0.0	0.0	0.0	0.0	0	0	0
04/07/2019 09:00	0.0	0.0	0.0	0.0	0.0	0	0	0
04/07/2019 10:00	0.0	0.0	0.0	0.0	0.0	0	0	0
04/07/2019 11:00	0.0	0.0	0.0	0.0	0.0	0	0	0
04/07/2019 12:00	0.0	0.0	0.0	0.0	0.0	0	0	0
04/07/2019 13:00	0.0	0.0	0.0	0.0	0.0	0	0	0
04/07/2019 14:00	0.0	0.0	0.0	0.0	0.0	0	0	0
04/07/2019 15:00	0.0	0.0	0.0	0.0	0.0	0	0	0
04/07/2019 16:00	0.0	0.0	0.0	0.0	0.0	0	0	0
04/07/2019 17:00	0.0	0.0	0.0	0.0	0.0	0	1	0
04/07/2019 18:00	0.0	0.0	0.0	0.0	0.0	0	1	0
04/07/2019 19:00	131.5	18.6	338.1	0.0	51.1	1	1	0
04/07/2019 20:00	36.4	16.3	648.4	0.0	67.8	1	1	0
04/07/2019 21:00	0.7	13.9	1,391.4	0.0	1.8	1	1	0
04/07/2019 22:00	0.5	14.0	1,307.7	0.0	1.3	1	1	0
04/07/2019 23:00	0.6	13.9	1,345.1	0.0	1.5	1	1	0
<b>Average/Sum#:</b>	33.9	15.3	1,006.1	0.0	123.5 #	5 #	8 #	0 #
<b>Minimum:</b>	0.5	13.9	338.1	0.0	1.3	0	0	0
<b>Maximum:</b>	131.5	18.6	1,391.4	0.0	67.8	1	1	0
<b>%SI</b>	79.17	79.17	79.17	100.00	79.17	0.00	0.00	0.00

# Daily Summary Report

CT1 - CO



From: 04/01/2019 00:00 To: 06/30/2019 23:59 Facility Name: COLUSA GENERATING STATION  
 Generated: 07/03/2019 08:40 Location: Maxwell, CA

Red = Invalid or Excluded Data | Green = Edited Status | Blue = Edited Value | \* = Excess Emission

Const. Value/Limit Tag:

	Unit CT1	Unit CT1	Unit CT1	> Limit	> Limit	Unit CT1	Unit CT2	Unit CT1
	CO, Ppm	O2, Dry, Pct	HI, MBtuPerHr	Unit CT1	Unit CT1	UnitOn, TF	NormalOp, TF	DBOn, TF
	1 Hour(s)	1 Hour(s)	1 Hour(s)	CO, _3Hr, Ppmvdc	CO, Lb	1 Hour(s)	1 Hour(s)	1 Hour(s)
04/08/2019 00:00	0.6	13.9	1,345.5	0.5	1.5	1	1	0
04/08/2019 01:00	0.6	13.9	1,387.0	0.5	1.6	1	1	0
04/08/2019 02:00	0.6	13.9	1,349.9	0.5	1.5	1	1	0
04/08/2019 03:00	0.7	13.9	1,286.7	0.5	1.7	1	1	0
04/08/2019 04:00	0.6	13.8	1,585.8	0.5	1.8	1	1	0
04/08/2019 05:00	0.7	13.8	1,588.7	0.6	2.1	1	1	0
04/08/2019 06:00	0.6	13.8	1,659.7	0.5	1.9	1	1	0
04/08/2019 07:00	0.6	13.9	1,455.9	0.5	1.6	1	1	0
04/08/2019 08:00	0.6	13.9	1,489.4	0.5	1.7	1	1	0
04/08/2019 09:00	0.7	13.9	1,388.1	0.5	1.8	1	1	0
04/08/2019 10:00	0.6	13.8	1,490.1	0.5	1.7	1	1	0
04/08/2019 11:00	0.6	13.9	1,372.5	0.5	1.6	1	1	0
04/08/2019 12:00	0.6	13.9	1,517.6	0.5	1.7	1	1	0
04/08/2019 13:00	0.6	14.0	1,317.5	0.5	1.5	1	1	0
04/08/2019 14:00	0.6	13.9	1,424.2	0.5	1.6	1	1	0
04/08/2019 15:00	0.6	13.9	1,584.7	0.5	1.8	1	1	0
04/08/2019 16:00	0.6	13.9	1,344.2	0.5	1.5	1	1	0
04/08/2019 17:00	0.6	13.8	1,619.2	0.5	1.8	1	1	0
04/08/2019 18:00	0.6	13.8	1,617.7	0.5	1.8	1	1	0
04/08/2019 19:00	0.6	13.8	1,675.6	0.5	1.9	1	1	1
04/08/2019 20:00	1.2	13.0	1,933.7	0.6	3.9	1	1	1
04/08/2019 21:00	1.3	12.5	2,052.0	0.8	4.2	1	1	1
04/08/2019 22:00	1.1	13.1	1,906.7	0.9	3.6	1	1	1
04/08/2019 23:00	13.0	15.7	637.9	0.0	5.3	1	0	0
<b>Average/Sum#:</b>	1.2	13.8	1,501.3	0.5	51.1 #	24 #	23 #	4 #
<b>Minimum:</b>	0.6	12.5	637.9	0.5	1.5	1	0	0
<b>Maximum:</b>	13.0	15.7	2,052.0	0.9	5.3	1	1	1
<b>%SI</b>	0.00	0.00	0.00	4.17	0.00	0.00	0.00	0.00

# Daily Summary Report

CT1 - CO



From: 04/01/2019 00:00 To: 06/30/2019 23:59 Facility Name: COLUSA GENERATING STATION  
 Generated: 07/03/2019 08:40 Location: Maxwell, CA

Red = Invalid or Excluded Data | Green = Edited Status | Blue = Edited Value | \* = Excess Emission

Const. Value/Limit Tag:

	Unit CT1 CO, Ppm 1 Hour(s)	Unit CT1 O2, Dry, Pct 1 Hour(s)	Unit CT1 HI, MBtuPerHr 1 Hour(s)	> Limit Unit CT1 CO, _3Hr, Ppmvdc 1 Hour(s)	> Limit Unit CT1 CO, Lb 1 Hour(s)	Unit CT1 UnitOn, TF 1 Hour(s)	Unit CT2 NormalOp, TF 1 Hour(s)	Unit CT1 DBOn, TF 1 Hour(s)
04/09/2019 00:00	0.0	0.0	0.0	0.0	0.0	0	0	0
04/09/2019 01:00	0.0	0.0	0.0	0.0	0.0	0	0	0
04/09/2019 02:00	0.0	0.0	0.0	0.0	0.0	0	0	0
04/09/2019 03:00	0.0	0.0	0.0	0.0	0.0	0	0	0
04/09/2019 04:00	0.0	0.0	0.0	0.0	0.0	0	0	0
04/09/2019 05:00	0.0	0.0	0.0	0.0	0.0	0	0	0
04/09/2019 06:00	0.0	0.0	0.0	0.0	0.0	0	0	0
04/09/2019 07:00	0.0	0.0	0.0	0.0	0.0	0	0	0
04/09/2019 08:00	0.0	0.0	0.0	0.0	0.0	0	0	0
04/09/2019 09:00	0.0	0.0	0.0	0.0	0.0	0	0	0
04/09/2019 10:00	0.0	0.0	0.0	0.0	0.0	0	0	0
04/09/2019 11:00	0.0	0.0	0.0	0.0	0.0	0	0	0
04/09/2019 12:00	0.0	0.0	0.0	0.0	0.0	0	0	0
04/09/2019 13:00	0.0	0.0	0.0	0.0	0.0	0	0	0
04/09/2019 14:00	0.0	0.0	0.0	0.0	0.0	0	0	0
04/09/2019 15:00	0.0	0.0	0.0	0.0	0.0	0	0	0
04/09/2019 16:00	0.0	0.0	0.0	0.0	0.0	0	0	0
04/09/2019 17:00	0.0	0.0	0.0	0.0	0.0	0	0	0
04/09/2019 18:00	0.0	0.0	0.0	0.0	0.0	0	0	0
04/09/2019 19:00	0.0	0.0	0.0	0.0	0.0	0	0	0
04/09/2019 20:00	0.0	0.0	0.0	0.0	0.0	0	0	0
04/09/2019 21:00	0.0	0.0	0.0	0.0	0.0	0	0	0
04/09/2019 22:00	0.0	0.0	0.0	0.0	0.0	0	0	0
04/09/2019 23:00	0.0	0.0	0.0	0.0	0.0	0	0	0
Average/Sum#:	0.0	0.0	0.0	0.0	0.0 #	0 #	0 #	0 #
Minimum:	0.0	0.0	0.0	0.0	0.0	0	0	0
Maximum:	0.0	0.0	0.0	0.0	0.0	0	0	0
%SI	100.00	100.00	100.00	100.00	100.00	0.00	0.00	0.00

# Daily Summary Report

CT1 - CO



From: 04/01/2019 00:00 To: 06/30/2019 23:59 Facility Name: COLUSA GENERATING STATION  
 Generated: 07/03/2019 08:40 Location: Maxwell, CA

Red = Invalid or Excluded Data | Green = Edited Status | Blue = Edited Value | \* = Excess Emission

Const. Value/Limit Tag:

	Unit CT1 CO, Ppm 1 Hour(s)	Unit CT1 O2, Dry, Pct 1 Hour(s)	Unit CT1 HI, MBtuPerHr 1 Hour(s)	> Limit Unit CT1 CO, _3Hr, Ppmvdc 1 Hour(s)	> Limit Unit CT1 CO, Lb 1 Hour(s)	Unit CT1 UnitOn, TF 1 Hour(s)	Unit CT2 NormalOp, TF 1 Hour(s)	Unit CT1 DBOn, TF 1 Hour(s)
04/10/2019 00:00	0.0	0.0	0.0	0.0	0.0	0	0	0
04/10/2019 01:00	0.0	0.0	0.0	0.0	0.0	0	0	0
04/10/2019 02:00	0.0	0.0	0.0	0.0	0.0	0	0	0
04/10/2019 03:00	0.0	0.0	0.0	0.0	0.0	0	0	0
04/10/2019 04:00	0.0	0.0	0.0	0.0	0.0	0	0	0
04/10/2019 05:00	0.0	0.0	0.0	0.0	0.0	0	0	0
04/10/2019 06:00	0.0	0.0	0.0	0.0	0.0	0	0	0
04/10/2019 07:00	0.0	0.0	0.0	0.0	0.0	0	0	0
04/10/2019 08:00	0.0	0.0	0.0	0.0	0.0	0	0	0
04/10/2019 09:00	0.0	0.0	0.0	0.0	0.0	0	0	0
04/10/2019 10:00	0.0	0.0	0.0	0.0	0.0	0	0	0
04/10/2019 11:00	0.0	0.0	0.0	0.0	0.0	0	0	0
04/10/2019 12:00	0.0	0.0	0.0	0.0	0.0	0	0	0
04/10/2019 13:00	0.0	0.0	0.0	0.0	0.0	0	0	0
04/10/2019 14:00	0.0	0.0	0.0	0.0	0.0	0	0	0
04/10/2019 15:00	0.0	0.0	0.0	0.0	0.0	0	0	0
04/10/2019 16:00	0.0	0.0	0.0	0.0	0.0	0	0	0
04/10/2019 17:00	0.0	0.0	0.0	0.0	0.0	0	0	0
04/10/2019 18:00	0.0	0.0	0.0	0.0	0.0	0	0	0
04/10/2019 19:00	0.0	0.0	0.0	0.0	0.0	0	0	0
04/10/2019 20:00	0.0	0.0	0.0	0.0	0.0	0	0	0
04/10/2019 21:00	0.0	0.0	0.0	0.0	0.0	0	1	0
04/10/2019 22:00	0.0	0.0	0.0	0.0	0.0	0	1	0
04/10/2019 23:00	0.0	0.0	0.0	0.0	0.0	0	1	0
Average/Sum#:	0.0	0.0	0.0	0.0	0.0 #	0 #	3 #	0 #
Minimum:	0.0	0.0	0.0	0.0	0.0	0	0	0
Maximum:	0.0	0.0	0.0	0.0	0.0	0	1	0
%SI	100.00	100.00	100.00	100.00	100.00	0.00	0.00	0.00

# Daily Summary Report

CT1 - CO



From: 04/01/2019 00:00 To: 06/30/2019 23:59 Facility Name: COLUSA GENERATING STATION  
 Generated: 07/03/2019 08:40 Location: Maxwell, CA

Red = Invalid or Excluded Data | Green = Edited Status | Blue = Edited Value | \* = Excess Emission

Const. Value/Limit Tag:

	Unit CT1 CO, Ppm 1 Hour(s)	Unit CT1 O2, Dry, Pct 1 Hour(s)	Unit CT1 HI, MBtuPerHr 1 Hour(s)	> Limit Unit CT1 CO, _3Hr, Ppmvdc 1 Hour(s)	> Limit Unit CT1 CO, Lb 1 Hour(s)	Unit CT1 UnitOn, TF 1 Hour(s)	Unit CT2 NormalOp, TF 1 Hour(s)	Unit CT1 DBOn, TF 1 Hour(s)
04/11/2019 00:00	0.0	0.0	0.0	0.0	0.0	0	1	0
04/11/2019 01:00	0.0	0.0	0.0	0.0	0.0	0	1	0
04/11/2019 02:00	0.0	0.0	0.0	0.0	0.0	0	1	0
04/11/2019 03:00	0.0	0.0	0.0	0.0	0.0	0	1	0
04/11/2019 04:00	0.0	0.0	0.0	0.0	0.0	0	1	0
04/11/2019 05:00	0.0	0.0	0.0	0.0	0.0	0	1	0
04/11/2019 06:00	0.0	0.0	0.0	0.0	0.0	0	1	0
04/11/2019 07:00	0.0	0.0	0.0	0.0	0.0	0	0	0
04/11/2019 08:00	0.0	0.0	0.0	0.0	0.0	0	0	0
04/11/2019 09:00	0.0	0.0	0.0	0.0	0.0	0	0	0
04/11/2019 10:00	0.0	0.0	0.0	0.0	0.0	0	0	0
04/11/2019 11:00	0.0	0.0	0.0	0.0	0.0	0	0	0
04/11/2019 12:00	0.0	0.0	0.0	0.0	0.0	0	0	0
04/11/2019 13:00	0.0	0.0	0.0	0.0	0.0	0	0	0
04/11/2019 14:00	0.0	0.0	0.0	0.0	0.0	0	0	0
04/11/2019 15:00	0.0	0.0	0.0	0.0	0.0	0	0	0
04/11/2019 16:00	0.0	0.0	0.0	0.0	0.0	0	0	0
04/11/2019 17:00	0.0	0.0	0.0	0.0	0.0	0	0	0
04/11/2019 18:00	0.0	0.0	0.0	0.0	0.0	0	0	0
04/11/2019 19:00	0.0	0.0	0.0	0.0	0.0	0	0	0
04/11/2019 20:00	0.0	0.0	0.0	0.0	0.0	0	0	0
04/11/2019 21:00	0.0	0.0	0.0	0.0	0.0	0	0	0
04/11/2019 22:00	0.0	0.0	0.0	0.0	0.0	0	0	0
04/11/2019 23:00	0.0	0.0	0.0	0.0	0.0	0	0	0
Average/Sum#:	0.0	0.0	0.0	0.0	0.0 #	0 #	7 #	0 #
Minimum:	0.0	0.0	0.0	0.0	0.0	0	0	0
Maximum:	0.0	0.0	0.0	0.0	0.0	0	1	0
%SI	100.00	100.00	100.00	100.00	100.00	0.00	0.00	0.00



# Daily Summary Report

CT1 - CO



From: 04/01/2019 00:00 To: 06/30/2019 23:59 Facility Name: COLUSA GENERATING STATION  
 Generated: 07/03/2019 08:40 Location: Maxwell, CA

Red = Invalid or Excluded Data | Green = Edited Status | Blue = Edited Value | \* = Excess Emission

Const. Value/Limit Tag:

	Unit CT1 CO, Ppm 1 Hour(s)	Unit CT1 O2, Dry, Pct 1 Hour(s)	Unit CT1 HI, MBtuPerHr 1 Hour(s)	> Limit Unit CT1 CO, _3Hr, Ppmvdc 1 Hour(s)	> Limit Unit CT1 CO, Lb 1 Hour(s)	Unit CT1 UnitOn, TF 1 Hour(s)	Unit CT2 NormalOp, TF 1 Hour(s)	Unit CT1 DBOn, TF 1 Hour(s)
04/12/2019 00:00	0.0	0.0	0.0	0.0	0.0	0	0	0
04/12/2019 01:00	0.0	0.0	0.0	0.0	0.0	0	0	0
04/12/2019 02:00	0.0	0.0	0.0	0.0	0.0	0	0	0
04/12/2019 03:00	0.0	0.0	0.0	0.0	0.0	0	0	0
04/12/2019 04:00	0.0	0.0	0.0	0.0	0.0	0	0	0
04/12/2019 05:00	0.0	0.0	0.0	0.0	0.0	0	0	0
04/12/2019 06:00	0.0	0.0	0.0	0.0	0.0	0	0	0
04/12/2019 07:00	0.0	0.0	0.0	0.0	0.0	0	0	0
04/12/2019 08:00	0.0	0.0	0.0	0.0	0.0	0	0	0
04/12/2019 09:00	0.0	0.0	0.0	0.0	0.0	0	0	0
04/12/2019 10:00	0.0	0.0	0.0	0.0	0.0	0	0	0
04/12/2019 11:00	0.0	0.0	0.0	0.0	0.0	0	0	0
04/12/2019 12:00	0.0	0.0	0.0	0.0	0.0	0	0	0
04/12/2019 13:00	0.0	0.0	0.0	0.0	0.0	0	0	0
04/12/2019 14:00	0.0	0.0	0.0	0.0	0.0	0	0	0
04/12/2019 15:00	0.0	0.0	0.0	0.0	0.0	0	0	0
04/12/2019 16:00	0.0	0.0	0.0	0.0	0.0	0	0	0
04/12/2019 17:00	0.0	0.0	0.0	0.0	0.0	0	0	0
04/12/2019 18:00	0.0	0.0	0.0	0.0	0.0	0	0	0
04/12/2019 19:00	0.0	0.0	0.0	0.0	0.0	0	1	0
04/12/2019 20:00	0.0	0.0	0.0	0.0	0.0	0	1	0
04/12/2019 21:00	0.0	0.0	0.0	0.0	0.0	0	1	0
04/12/2019 22:00	0.0	0.0	0.0	0.0	0.0	0	1	0
04/12/2019 23:00	0.0	0.0	0.0	0.0	0.0	0	1	0
Average/Sum#:	0.0	0.0	0.0	0.0	0.0 #	0 #	5 #	0 #
Minimum:	0.0	0.0	0.0	0.0	0.0	0	0	0
Maximum:	0.0	0.0	0.0	0.0	0.0	0	1	0
%SI	100.00	100.00	100.00	100.00	100.00	0.00	0.00	0.00

# Daily Summary Report

CT1 - CO



From: 04/01/2019 00:00 To: 06/30/2019 23:59 Facility Name: COLUSA GENERATING STATION  
 Generated: 07/03/2019 08:40 Location: Maxwell, CA

Red = Invalid or Excluded Data | Green = Edited Status | Blue = Edited Value | \* = Excess Emission

Const. Value/Limit Tag:

	Unit CT1 CO, Ppm 1 Hour(s)	Unit CT1 O2, Dry, Pct 1 Hour(s)	Unit CT1 HI, MBtuPerHr 1 Hour(s)	> Limit Unit CT1 CO, _3Hr, Ppmvdc 1 Hour(s)	> Limit Unit CT1 CO, Lb 1 Hour(s)	Unit CT1 UnitOn, TF 1 Hour(s)	Unit CT2 NormalOp, TF 1 Hour(s)	Unit CT1 DBOn, TF 1 Hour(s)
04/13/2019 00:00	0.0	0.0	0.0	0.0	0.0	0	1	0
04/13/2019 01:00	0.0	0.0	0.0	0.0	0.0	0	1	0
04/13/2019 02:00	0.0	0.0	0.0	0.0	0.0	0	1	0
04/13/2019 03:00	0.0	0.0	0.0	0.0	0.0	0	1	0
04/13/2019 04:00	0.0	0.0	0.0	0.0	0.0	0	1	0
04/13/2019 05:00	0.0	0.0	0.0	0.0	0.0	0	1	0
04/13/2019 06:00	0.0	0.0	0.0	0.0	0.0	0	0	0
04/13/2019 07:00	0.0	0.0	0.0	0.0	0.0	0	0	0
04/13/2019 08:00	0.0	0.0	0.0	0.0	0.0	0	0	0
04/13/2019 09:00	0.0	0.0	0.0	0.0	0.0	0	0	0
04/13/2019 10:00	0.0	0.0	0.0	0.0	0.0	0	0	0
04/13/2019 11:00	0.0	0.0	0.0	0.0	0.0	0	0	0
04/13/2019 12:00	0.0	0.0	0.0	0.0	0.0	0	0	0
04/13/2019 13:00	0.0	0.0	0.0	0.0	0.0	0	0	0
04/13/2019 14:00	0.0	0.0	0.0	0.0	0.0	0	0	0
04/13/2019 15:00	0.0	0.0	0.0	0.0	0.0	0	0	0
04/13/2019 16:00	0.0	0.0	0.0	0.0	0.0	0	1	0
04/13/2019 17:00	0.0	0.0	0.0	0.0	0.0	0	1	0
04/13/2019 18:00	0.0	0.0	0.0	0.0	0.0	0	1	0
04/13/2019 19:00	0.0	0.0	0.0	0.0	0.0	0	1	0
04/13/2019 20:00	0.0	0.0	0.0	0.0	0.0	0	1	0
04/13/2019 21:00	0.0	0.0	0.0	0.0	0.0	0	1	0
04/13/2019 22:00	0.0	0.0	0.0	0.0	0.0	0	1	0
04/13/2019 23:00	0.0	0.0	0.0	0.0	0.0	0	0	0
Average/Sum#:	0.0	0.0	0.0	0.0	0.0 #	0 #	13 #	0 #
Minimum:	0.0	0.0	0.0	0.0	0.0	0	0	0
Maximum:	0.0	0.0	0.0	0.0	0.0	0	1	0
%SI	100.00	100.00	100.00	100.00	100.00	0.00	0.00	0.00

# Daily Summary Report

CT1 - CO



From: 04/01/2019 00:00 To: 06/30/2019 23:59 Facility Name: COLUSA GENERATING STATION  
 Generated: 07/03/2019 08:40 Location: Maxwell, CA

Red = Invalid or Excluded Data | Green = Edited Status | Blue = Edited Value | \* = Excess Emission

Const. Value/Limit Tag:

	Unit CT1 CO, Ppm 1 Hour(s)	Unit CT1 O2, Dry, Pct 1 Hour(s)	Unit CT1 HI, MBtuPerHr 1 Hour(s)	> Limit Unit CT1 CO, _3Hr, Ppmvdc 1 Hour(s)	> Limit Unit CT1 CO, Lb 1 Hour(s)	Unit CT1 UnitOn, TF 1 Hour(s)	Unit CT2 NormalOp, TF 1 Hour(s)	Unit CT1 DBOn, TF 1 Hour(s)
04/14/2019 00:00	0.0	0.0	0.0	0.0	0.0	0	0	0
04/14/2019 01:00	0.0	0.0	0.0	0.0	0.0	0	0	0
04/14/2019 02:00	0.0	0.0	0.0	0.0	0.0	0	0	0
04/14/2019 03:00	0.0	0.0	0.0	0.0	0.0	0	0	0
04/14/2019 04:00	0.0	0.0	0.0	0.0	0.0	0	0	0
04/14/2019 05:00	0.0	0.0	0.0	0.0	0.0	0	0	0
04/14/2019 06:00	0.0	0.0	0.0	0.0	0.0	0	0	0
04/14/2019 07:00	0.0	0.0	0.0	0.0	0.0	0	0	0
04/14/2019 08:00	0.0	0.0	0.0	0.0	0.0	0	0	0
04/14/2019 09:00	0.0	0.0	0.0	0.0	0.0	0	0	0
04/14/2019 10:00	0.0	0.0	0.0	0.0	0.0	0	0	0
04/14/2019 11:00	0.0	0.0	0.0	0.0	0.0	0	0	0
04/14/2019 12:00	0.0	0.0	0.0	0.0	0.0	0	0	0
04/14/2019 13:00	0.0	0.0	0.0	0.0	0.0	0	0	0
04/14/2019 14:00	0.0	0.0	0.0	0.0	0.0	0	0	0
04/14/2019 15:00	0.0	0.0	0.0	0.0	0.0	0	0	0
04/14/2019 16:00	0.0	0.0	0.0	0.0	0.0	0	0	0
04/14/2019 17:00	0.0	0.0	0.0	0.0	0.0	0	0	0
04/14/2019 18:00	0.0	0.0	0.0	0.0	0.0	0	0	0
04/14/2019 19:00	0.0	0.0	0.0	0.0	0.0	0	0	0
04/14/2019 20:00	0.0	0.0	0.0	0.0	0.0	0	0	0
04/14/2019 21:00	0.0	0.0	0.0	0.0	0.0	0	0	0
04/14/2019 22:00	0.0	0.0	0.0	0.0	0.0	0	0	0
04/14/2019 23:00	0.0	0.0	0.0	0.0	0.0	0	0	0
Average/Sum#:	0.0	0.0	0.0	0.0	0.0 #	0 #	0 #	0 #
Minimum:	0.0	0.0	0.0	0.0	0.0	0	0	0
Maximum:	0.0	0.0	0.0	0.0	0.0	0	0	0
%SI	100.00	100.00	100.00	100.00	100.00	0.00	0.00	0.00

# Daily Summary Report

CT1 - CO



From: 04/01/2019 00:00 To: 06/30/2019 23:59 Facility Name: COLUSA GENERATING STATION  
 Generated: 07/03/2019 08:40 Location: Maxwell, CA

Red = Invalid or Excluded Data | Green = Edited Status | Blue = Edited Value | \* = Excess Emission

Const. Value/Limit Tag:

	Unit CT1 CO, Ppm 1 Hour(s)	Unit CT1 O2, Dry, Pct 1 Hour(s)	Unit CT1 HI, MBtuPerHr 1 Hour(s)	> Limit Unit CT1 CO, _3Hr, Ppmvdc 1 Hour(s)	> Limit Unit CT1 CO, Lb 1 Hour(s)	Unit CT1 UnitOn, TF 1 Hour(s)	Unit CT2 NormalOp, TF 1 Hour(s)	Unit CT1 DBOn, TF 1 Hour(s)
04/15/2019 00:00	0.0	0.0	0.0	0.0	0.0	0	0	0
04/15/2019 01:00	0.0	0.0	0.0	0.0	0.0	0	0	0
04/15/2019 02:00	0.0	0.0	0.0	0.0	0.0	0	0	0
04/15/2019 03:00	0.0	0.0	0.0	0.0	0.0	0	0	0
04/15/2019 04:00	0.0	0.0	0.0	0.0	0.0	0	0	0
04/15/2019 05:00	0.0	0.0	0.0	0.0	0.0	0	0	0
04/15/2019 06:00	0.0	0.0	0.0	0.0	0.0	0	0	0
04/15/2019 07:00	0.0	0.0	0.0	0.0	0.0	0	0	0
04/15/2019 08:00	0.0	0.0	0.0	0.0	0.0	0	0	0
04/15/2019 09:00	0.0	0.0	0.0	0.0	0.0	0	0	0
04/15/2019 10:00	0.0	0.0	0.0	0.0	0.0	0	0	0
04/15/2019 11:00	0.0	0.0	0.0	0.0	0.0	0	0	0
04/15/2019 12:00	0.0	0.0	0.0	0.0	0.0	0	0	0
04/15/2019 13:00	0.0	0.0	0.0	0.0	0.0	0	0	0
04/15/2019 14:00	0.0	0.0	0.0	0.0	0.0	0	0	0
04/15/2019 15:00	0.0	0.0	0.0	0.0	0.0	0	0	0
04/15/2019 16:00	0.0	0.0	0.0	0.0	0.0	0	1	0
04/15/2019 17:00	0.0	0.0	0.0	0.0	0.0	0	1	0
04/15/2019 18:00	0.0	0.0	0.0	0.0	0.0	0	1	0
04/15/2019 19:00	0.0	0.0	0.0	0.0	0.0	0	1	0
04/15/2019 20:00	0.0	0.0	0.0	0.0	0.0	0	1	0
04/15/2019 21:00	0.0	0.0	0.0	0.0	0.0	0	1	0
04/15/2019 22:00	0.0	0.0	0.0	0.0	0.0	0	0	0
04/15/2019 23:00	0.0	0.0	0.0	0.0	0.0	0	0	0
Average/Sum#:	0.0	0.0	0.0	0.0	0.0 #	0 #	6 #	0 #
Minimum:	0.0	0.0	0.0	0.0	0.0	0	0	0
Maximum:	0.0	0.0	0.0	0.0	0.0	0	1	0
%SI	100.00	100.00	100.00	100.00	100.00	0.00	0.00	0.00

# Daily Summary Report

CT1 - CO



From: 04/01/2019 00:00 To: 06/30/2019 23:59 Facility Name: COLUSA GENERATING STATION  
 Generated: 07/03/2019 08:40 Location: Maxwell, CA

Red = Invalid or Excluded Data | Green = Edited Status | Blue = Edited Value | \* = Excess Emission

Const. Value/Limit Tag:

	Unit CT1 CO, Ppm 1 Hour(s)	Unit CT1 O2, Dry, Pct 1 Hour(s)	Unit CT1 HI, MBtuPerHr 1 Hour(s)	> Limit Unit CT1 CO, _3Hr, Ppmvdc 1 Hour(s)	> Limit Unit CT1 CO, Lb 1 Hour(s)	Unit CT1 UnitOn, TF 1 Hour(s)	Unit CT2 NormalOp, TF 1 Hour(s)	Unit CT1 DBOn, TF 1 Hour(s)
04/16/2019 00:00	0.0	0.0	0.0	0.0	0.0	0	0	0
04/16/2019 01:00	0.0	0.0	0.0	0.0	0.0	0	0	0
04/16/2019 02:00	0.0	0.0	0.0	0.0	0.0	0	0	0
04/16/2019 03:00	0.0	0.0	0.0	0.0	0.0	0	0	0
04/16/2019 04:00	0.0	0.0	0.0	0.0	0.0	0	0	0
04/16/2019 05:00	0.0	0.0	0.0	0.0	0.0	0	0	0
04/16/2019 06:00	0.0	0.0	0.0	0.0	0.0	0	0	0
04/16/2019 07:00	0.0	0.0	0.0	0.0	0.0	0	0	0
04/16/2019 08:00	0.0	0.0	0.0	0.0	0.0	0	0	0
04/16/2019 09:00	0.0	0.0	0.0	0.0	0.0	0	0	0
04/16/2019 10:00	0.0	0.0	0.0	0.0	0.0	0	0	0
04/16/2019 11:00	0.0	0.0	0.0	0.0	0.0	0	0	0
04/16/2019 12:00	0.0	0.0	0.0	0.0	0.0	0	0	0
04/16/2019 13:00	0.0	0.0	0.0	0.0	0.0	0	0	0
04/16/2019 14:00	0.0	0.0	0.0	0.0	0.0	0	0	0
04/16/2019 15:00	0.0	0.0	0.0	0.0	0.0	0	0	0
04/16/2019 16:00	0.0	0.0	0.0	0.0	0.0	0	0	0
04/16/2019 17:00	0.0	0.0	0.0	0.0	0.0	0	0	0
04/16/2019 18:00	0.0	0.0	0.0	0.0	0.0	0	0	0
04/16/2019 19:00	0.0	0.0	0.0	0.0	0.0	0	0	0
04/16/2019 20:00	0.0	0.0	0.0	0.0	0.0	0	0	0
04/16/2019 21:00	0.0	0.0	0.0	0.0	0.0	0	0	0
04/16/2019 22:00	0.0	0.0	0.0	0.0	0.0	0	0	0
04/16/2019 23:00	0.0	0.0	0.0	0.0	0.0	0	0	0
Average/Sum#:	0.0	0.0	0.0	0.0	0.0 #	0 #	0 #	0 #
Minimum:	0.0	0.0	0.0	0.0	0.0	0	0	0
Maximum:	0.0	0.0	0.0	0.0	0.0	0	0	0
%SI	100.00	100.00	100.00	100.00	100.00	0.00	0.00	0.00

# Daily Summary Report

CT1 - CO



From: 04/01/2019 00:00 To: 06/30/2019 23:59 Facility Name: COLUSA GENERATING STATION  
 Generated: 07/03/2019 08:40 Location: Maxwell, CA

Red = Invalid or Excluded Data | Green = Edited Status | Blue = Edited Value | \* = Excess Emission

Const. Value/Limit Tag:

	Unit CT1 CO, Ppm 1 Hour(s)	Unit CT1 O2, Dry, Pct 1 Hour(s)	Unit CT1 HI, MBtuPerHr 1 Hour(s)	> Limit Unit CT1 CO, _3Hr, Ppmvdc 1 Hour(s)	> Limit Unit CT1 CO, Lb 1 Hour(s)	Unit CT1 UnitOn, TF 1 Hour(s)	Unit CT2 NormalOp, TF 1 Hour(s)	Unit CT1 DBOn, TF 1 Hour(s)
04/17/2019 00:00	0.0	0.0	0.0	0.0	0.0	0	0	0
04/17/2019 01:00	0.0	0.0	0.0	0.0	0.0	0	0	0
04/17/2019 02:00	0.0	0.0	0.0	0.0	0.0	0	0	0
04/17/2019 03:00	0.0	0.0	0.0	0.0	0.0	0	0	0
04/17/2019 04:00	0.0	0.0	0.0	0.0	0.0	0	0	0
04/17/2019 05:00	0.0	0.0	0.0	0.0	0.0	0	0	0
04/17/2019 06:00	0.0	0.0	0.0	0.0	0.0	0	0	0
04/17/2019 07:00	0.0	0.0	0.0	0.0	0.0	0	0	0
04/17/2019 08:00	0.0	0.0	0.0	0.0	0.0	0	0	0
04/17/2019 09:00	0.0	0.0	0.0	0.0	0.0	0	0	0
04/17/2019 10:00	0.0	0.0	0.0	0.0	0.0	0	0	0
04/17/2019 11:00	0.0	0.0	0.0	0.0	0.0	0	0	0
04/17/2019 12:00	0.0	0.0	0.0	0.0	0.0	0	0	0
04/17/2019 13:00	0.0	0.0	0.0	0.0	0.0	0	0	0
04/17/2019 14:00	0.0	0.0	0.0	0.0	0.0	0	0	0
04/17/2019 15:00	0.0	0.0	0.0	0.0	0.0	0	0	0
04/17/2019 16:00	0.0	0.0	0.0	0.0	0.0	0	0	0
04/17/2019 17:00	0.0	0.0	0.0	0.0	0.0	0	1	0
04/17/2019 18:00	0.0	0.0	0.0	0.0	0.0	0	1	0
04/17/2019 19:00	0.0	0.0	0.0	0.0	0.0	0	1	0
04/17/2019 20:00	0.0	0.0	0.0	0.0	0.0	0	1	0
04/17/2019 21:00	0.0	0.0	0.0	0.0	0.0	0	1	0
04/17/2019 22:00	0.0	0.0	0.0	0.0	0.0	0	1	0
04/17/2019 23:00	0.0	0.0	0.0	0.0	0.0	0	0	0
Average/Sum#:	0.0	0.0	0.0	0.0	0.0 #	0 #	6 #	0 #
Minimum:	0.0	0.0	0.0	0.0	0.0	0	0	0
Maximum:	0.0	0.0	0.0	0.0	0.0	0	1	0
%SI	100.00	100.00	100.00	100.00	100.00	0.00	0.00	0.00

# Daily Summary Report

CT1 - CO



From: 04/01/2019 00:00 To: 06/30/2019 23:59 Facility Name: COLUSA GENERATING STATION  
 Generated: 07/03/2019 08:40 Location: Maxwell, CA

Red = Invalid or Excluded Data | Green = Edited Status | Blue = Edited Value | \* = Excess Emission

Const. Value/Limit Tag:

	Unit CT1 CO, Ppm 1 Hour(s)	Unit CT1 O2, Dry, Pct 1 Hour(s)	Unit CT1 HI, MBtuPerHr 1 Hour(s)	> Limit Unit CT1 CO, _3Hr, Ppmvdc 1 Hour(s)	> Limit Unit CT1 CO, Lb 1 Hour(s)	Unit CT1 UnitOn, TF 1 Hour(s)	Unit CT2 NormalOp, TF 1 Hour(s)	Unit CT1 DBOn, TF 1 Hour(s)
04/18/2019 00:00	0.0	0.0	0.0	0.0	0.0	0	0	0
04/18/2019 01:00	0.0	0.0	0.0	0.0	0.0	0	0	0
04/18/2019 02:00	0.0	0.0	0.0	0.0	0.0	0	0	0
04/18/2019 03:00	0.0	0.0	0.0	0.0	0.0	0	0	0
04/18/2019 04:00	0.0	0.0	0.0	0.0	0.0	0	0	0
04/18/2019 05:00	0.0	0.0	0.0	0.0	0.0	0	0	0
04/18/2019 06:00	0.0	0.0	0.0	0.0	0.0	0	0	0
04/18/2019 07:00	0.0	0.0	0.0	0.0	0.0	0	0	0
04/18/2019 08:00	0.0	0.0	0.0	0.0	0.0	0	0	0
04/18/2019 09:00	0.0	0.0	0.0	0.0	0.0	0	0	0
04/18/2019 10:00	0.0	0.0	0.0	0.0	0.0	0	0	0
04/18/2019 11:00	0.0	0.0	0.0	0.0	0.0	0	0	0
04/18/2019 12:00	0.0	0.0	0.0	0.0	0.0	0	1	0
04/18/2019 13:00	0.0	0.0	0.0	0.0	0.0	0	1	0
04/18/2019 14:00	96.1	17.8	445.5	0.0	85.7	1	1	0
04/18/2019 15:00	20.6	16.1	650.2	0.0	36.9	1	1	0
04/18/2019 16:00	18.5	14.9	1,117.7	0.0	45.5	1	1	0
04/18/2019 17:00	0.6	13.4	1,603.4	0.0	1.7	1	1	1
04/18/2019 18:00	0.0	0.0	1,921.9	0.0	0.0	1	1	1
04/18/2019 19:00	0.9	12.2	2,046.0	0.0	2.8	1	1	1
04/18/2019 20:00	0.9	12.0	2,097.0	0.0	2.8	1	1	1
04/18/2019 21:00	4.3	13.2	1,550.8	0.0	9.1	1	0	1
04/18/2019 22:00	0.0	0.0	0.0	0.0	0.0	0	0	0
04/18/2019 23:00	0.0	0.0	0.0	0.0	0.0	0	0	0
<b>Average/Sum#:</b>	20.3	14.2	1,429.1	0.0	184.5 #	8 #	9 #	5 #
<b>Minimum:</b>	0.6	12.0	445.5	0.0	1.7	0	0	0
<b>Maximum:</b>	96.1	17.8	2,097.0	0.0	85.7	1	1	1
<b>%SI</b>	70.83	70.83	66.67	100.00	70.83	0.00	0.00	0.00

# Daily Summary Report

CT1 - CO



From: 04/01/2019 00:00 To: 06/30/2019 23:59 Facility Name: COLUSA GENERATING STATION  
 Generated: 07/03/2019 08:40 Location: Maxwell, CA

Red = Invalid or Excluded Data | Green = Edited Status | Blue = Edited Value | \* = Excess Emission

Const. Value/Limit Tag:

	Unit CT1 CO, Ppm 1 Hour(s)	Unit CT1 O2, Dry, Pct 1 Hour(s)	Unit CT1 HI, MBtuPerHr 1 Hour(s)	> Limit Unit CT1 CO, _3Hr, Ppmvdc 1 Hour(s)	> Limit Unit CT1 CO, Lb 1 Hour(s)	Unit CT1 UnitOn, TF 1 Hour(s)	Unit CT2 NormalOp, TF 1 Hour(s)	Unit CT1 DBOn, TF 1 Hour(s)
04/19/2019 00:00	0.0	0.0	0.0	0.0	0.0	0	0	0
04/19/2019 01:00	0.0	0.0	0.0	0.0	0.0	0	0	0
04/19/2019 02:00	0.0	0.0	0.0	0.0	0.0	0	0	0
04/19/2019 03:00	0.0	0.0	0.0	0.0	0.0	0	0	0
04/19/2019 04:00	0.0	0.0	0.0	0.0	0.0	0	0	0
04/19/2019 05:00	0.0	0.0	0.0	0.0	0.0	0	0	0
04/19/2019 06:00	0.0	0.0	0.0	0.0	0.0	0	0	0
04/19/2019 07:00	0.0	0.0	0.0	0.0	0.0	0	0	0
04/19/2019 08:00	0.0	0.0	0.0	0.0	0.0	0	0	0
04/19/2019 09:00	0.0	0.0	0.0	0.0	0.0	0	0	0
04/19/2019 10:00	0.0	0.0	0.0	0.0	0.0	0	0	0
04/19/2019 11:00	0.0	0.0	0.0	0.0	0.0	0	0	0
04/19/2019 12:00	0.0	0.0	0.0	0.0	0.0	0	0	0
04/19/2019 13:00	0.0	0.0	0.0	0.0	0.0	0	0	0
04/19/2019 14:00	0.0	0.0	0.0	0.0	0.0	0	0	0
04/19/2019 15:00	0.0	0.0	0.0	0.0	0.0	0	0	0
04/19/2019 16:00	0.0	0.0	0.0	0.0	0.0	0	1	0
04/19/2019 17:00	0.0	0.0	0.0	0.0	0.0	0	1	0
04/19/2019 18:00	0.0	0.0	0.0	0.0	0.0	0	1	0
04/19/2019 19:00	0.0	0.0	0.0	0.0	0.0	0	1	0
04/19/2019 20:00	0.0	0.0	0.0	0.0	0.0	0	1	0
04/19/2019 21:00	0.0	0.0	0.0	0.0	0.0	0	1	0
04/19/2019 22:00	0.0	0.0	0.0	0.0	0.0	0	0	0
04/19/2019 23:00	0.0	0.0	0.0	0.0	0.0	0	0	0
Average/Sum#:	0.0	0.0	0.0	0.0	0.0 #	0 #	6 #	0 #
Minimum:	0.0	0.0	0.0	0.0	0.0	0	0	0
Maximum:	0.0	0.0	0.0	0.0	0.0	0	1	0
%SI	100.00	100.00	100.00	100.00	100.00	0.00	0.00	0.00



# Daily Summary Report

CT1 - CO



From: 04/01/2019 00:00 To: 06/30/2019 23:59 Facility Name: COLUSA GENERATING STATION  
 Generated: 07/03/2019 08:40 Location: Maxwell, CA

Red = Invalid or Excluded Data | Green = Edited Status | Blue = Edited Value | \* = Excess Emission

Const. Value/Limit Tag:

	Unit CT1 CO, Ppm 1 Hour(s)	Unit CT1 O2, Dry, Pct 1 Hour(s)	Unit CT1 HI, MBtuPerHr 1 Hour(s)	> Limit Unit CT1 CO, _3Hr, Ppmvdc 1 Hour(s)	> Limit Unit CT1 CO, Lb 1 Hour(s)	Unit CT1 UnitOn, TF 1 Hour(s)	Unit CT2 NormalOp, TF 1 Hour(s)	Unit CT1 DBOn, TF 1 Hour(s)
04/20/2019 00:00	0.0	0.0	0.0	0.0	0.0	0	0	0
04/20/2019 01:00	0.0	0.0	0.0	0.0	0.0	0	0	0
04/20/2019 02:00	0.0	0.0	0.0	0.0	0.0	0	0	0
04/20/2019 03:00	0.0	0.0	0.0	0.0	0.0	0	0	0
04/20/2019 04:00	0.0	0.0	0.0	0.0	0.0	0	0	0
04/20/2019 05:00	0.0	0.0	0.0	0.0	0.0	0	0	0
04/20/2019 06:00	0.0	0.0	0.0	0.0	0.0	0	0	0
04/20/2019 07:00	0.0	0.0	0.0	0.0	0.0	0	0	0
04/20/2019 08:00	0.0	0.0	0.0	0.0	0.0	0	0	0
04/20/2019 09:00	0.0	0.0	0.0	0.0	0.0	0	0	0
04/20/2019 10:00	0.0	0.0	0.0	0.0	0.0	0	0	0
04/20/2019 11:00	0.0	0.0	0.0	0.0	0.0	0	0	0
04/20/2019 12:00	0.0	0.0	0.0	0.0	0.0	0	0	0
04/20/2019 13:00	0.0	0.0	0.0	0.0	0.0	0	0	0
04/20/2019 14:00	0.0	0.0	0.0	0.0	0.0	0	0	0
04/20/2019 15:00	0.0	0.0	0.0	0.0	0.0	0	0	0
04/20/2019 16:00	0.0	0.0	0.0	0.0	0.0	0	0	0
04/20/2019 17:00	0.0	0.0	0.0	0.0	0.0	0	0	0
04/20/2019 18:00	0.0	0.0	0.0	0.0	0.0	0	0	0
04/20/2019 19:00	0.0	0.0	0.0	0.0	0.0	0	0	0
04/20/2019 20:00	0.0	0.0	0.0	0.0	0.0	0	0	0
04/20/2019 21:00	0.0	0.0	0.0	0.0	0.0	0	0	0
04/20/2019 22:00	0.0	0.0	0.0	0.0	0.0	0	0	0
04/20/2019 23:00	0.0	0.0	0.0	0.0	0.0	0	0	0
Average/Sum#:	0.0	0.0	0.0	0.0	0.0 #	0 #	0 #	0 #
Minimum:	0.0	0.0	0.0	0.0	0.0	0	0	0
Maximum:	0.0	0.0	0.0	0.0	0.0	0	0	0
%SI	100.00	100.00	100.00	100.00	100.00	0.00	0.00	0.00

# Daily Summary Report

CT1 - CO



From: 04/01/2019 00:00 To: 06/30/2019 23:59 Facility Name: COLUSA GENERATING STATION  
 Generated: 07/03/2019 08:40 Location: Maxwell, CA

Red = Invalid or Excluded Data | Green = Edited Status | Blue = Edited Value | \* = Excess Emission

Const. Value/Limit Tag:

	Unit CT1 CO, Ppm 1 Hour(s)	Unit CT1 O2, Dry, Pct 1 Hour(s)	Unit CT1 HI, MBtuPerHr 1 Hour(s)	> Limit Unit CT1 CO, _3Hr, Ppmvdc 1 Hour(s)	> Limit Unit CT1 CO, Lb 1 Hour(s)	Unit CT1 UnitOn, TF 1 Hour(s)	Unit CT2 NormalOp, TF 1 Hour(s)	Unit CT1 DBOn, TF 1 Hour(s)
04/21/2019 00:00	0.0	0.0	0.0	0.0	0.0	0	0	0
04/21/2019 01:00	0.0	0.0	0.0	0.0	0.0	0	0	0
04/21/2019 02:00	0.0	0.0	0.0	0.0	0.0	0	0	0
04/21/2019 03:00	0.0	0.0	0.0	0.0	0.0	0	0	0
04/21/2019 04:00	0.0	0.0	0.0	0.0	0.0	0	0	0
04/21/2019 05:00	0.0	0.0	0.0	0.0	0.0	0	0	0
04/21/2019 06:00	0.0	0.0	0.0	0.0	0.0	0	0	0
04/21/2019 07:00	0.0	0.0	0.0	0.0	0.0	0	0	0
04/21/2019 08:00	0.0	0.0	0.0	0.0	0.0	0	0	0
04/21/2019 09:00	0.0	0.0	0.0	0.0	0.0	0	0	0
04/21/2019 10:00	0.0	0.0	0.0	0.0	0.0	0	0	0
04/21/2019 11:00	0.0	0.0	0.0	0.0	0.0	0	0	0
04/21/2019 12:00	0.0	0.0	0.0	0.0	0.0	0	0	0
04/21/2019 13:00	0.0	0.0	0.0	0.0	0.0	0	0	0
04/21/2019 14:00	0.0	0.0	0.0	0.0	0.0	0	0	0
04/21/2019 15:00	0.0	0.0	0.0	0.0	0.0	0	0	0
04/21/2019 16:00	0.0	0.0	0.0	0.0	0.0	0	0	0
04/21/2019 17:00	0.0	0.0	0.0	0.0	0.0	0	0	0
04/21/2019 18:00	0.0	0.0	0.0	0.0	0.0	0	0	0
04/21/2019 19:00	0.0	0.0	0.0	0.0	0.0	0	0	0
04/21/2019 20:00	0.0	0.0	0.0	0.0	0.0	0	0	0
04/21/2019 21:00	0.0	0.0	0.0	0.0	0.0	0	0	0
04/21/2019 22:00	0.0	0.0	0.0	0.0	0.0	0	0	0
04/21/2019 23:00	0.0	0.0	0.0	0.0	0.0	0	0	0
Average/Sum#:	0.0	0.0	0.0	0.0	0.0 #	0 #	0 #	0 #
Minimum:	0.0	0.0	0.0	0.0	0.0	0	0	0
Maximum:	0.0	0.0	0.0	0.0	0.0	0	0	0
%SI	100.00	100.00	100.00	100.00	100.00	0.00	0.00	0.00

# Daily Summary Report

CT1 - CO



From: 04/01/2019 00:00 To: 06/30/2019 23:59 Facility Name: COLUSA GENERATING STATION  
 Generated: 07/03/2019 08:40 Location: Maxwell, CA

Red = Invalid or Excluded Data | Green = Edited Status | Blue = Edited Value | \* = Excess Emission

Const. Value/Limit Tag:

	Unit CT1 CO, Ppm 1 Hour(s)	Unit CT1 O2, Dry, Pct 1 Hour(s)	Unit CT1 HI, MBtuPerHr 1 Hour(s)	> Limit Unit CT1 CO, _3Hr, Ppmvdc 1 Hour(s)	> Limit Unit CT1 CO, Lb 1 Hour(s)	Unit CT1 UnitOn, TF 1 Hour(s)	Unit CT2 NormalOp, TF 1 Hour(s)	Unit CT1 DBOn, TF 1 Hour(s)
04/22/2019 00:00	0.0	0.0	0.0	0.0	0.0	0	0	0
04/22/2019 01:00	0.0	0.0	0.0	0.0	0.0	0	0	0
04/22/2019 02:00	0.0	0.0	0.0	0.0	0.0	0	0	0
04/22/2019 03:00	0.0	0.0	0.0	0.0	0.0	0	0	0
04/22/2019 04:00	0.0	0.0	0.0	0.0	0.0	0	0	0
04/22/2019 05:00	0.0	0.0	0.0	0.0	0.0	0	0	0
04/22/2019 06:00	0.0	0.0	0.0	0.0	0.0	0	0	0
04/22/2019 07:00	0.0	0.0	0.0	0.0	0.0	0	0	0
04/22/2019 08:00	0.0	0.0	0.0	0.0	0.0	0	0	0
04/22/2019 09:00	0.0	0.0	0.0	0.0	0.0	0	0	0
04/22/2019 10:00	0.0	0.0	0.0	0.0	0.0	0	0	0
04/22/2019 11:00	0.0	0.0	0.0	0.0	0.0	0	0	0
04/22/2019 12:00	0.0	0.0	0.0	0.0	0.0	0	0	0
04/22/2019 13:00	0.0	0.0	0.0	0.0	0.0	0	0	0
04/22/2019 14:00	0.0	0.0	0.0	0.0	0.0	0	0	0
04/22/2019 15:00	0.0	0.0	0.0	0.0	0.0	0	0	0
04/22/2019 16:00	0.0	0.0	0.0	0.0	0.0	0	0	0
04/22/2019 17:00	0.0	0.0	0.0	0.0	0.0	0	1	0
04/22/2019 18:00	0.0	0.0	0.0	0.0	0.0	0	1	0
04/22/2019 19:00	0.0	0.0	0.0	0.0	0.0	0	1	0
04/22/2019 20:00	0.0	0.0	0.0	0.0	0.0	0	1	0
04/22/2019 21:00	0.0	0.0	0.0	0.0	0.0	0	1	0
04/22/2019 22:00	0.0	0.0	0.0	0.0	0.0	0	1	0
04/22/2019 23:00	0.0	0.0	0.0	0.0	0.0	0	1	0
Average/Sum#:	0.0	0.0	0.0	0.0	0.0 #	0 #	7 #	0 #
Minimum:	0.0	0.0	0.0	0.0	0.0	0	0	0
Maximum:	0.0	0.0	0.0	0.0	0.0	0	1	0
%SI	100.00	100.00	100.00	100.00	100.00	0.00	0.00	0.00

# Daily Summary Report

CT1 - CO



From: 04/01/2019 00:00 To: 06/30/2019 23:59 Facility Name: COLUSA GENERATING STATION  
 Generated: 07/03/2019 08:40 Location: Maxwell, CA

Red = Invalid or Excluded Data | Green = Edited Status | Blue = Edited Value | \* = Excess Emission

Const. Value/Limit Tag:

	Unit CT1 CO, Ppm 1 Hour(s)	Unit CT1 O2, Dry, Pct 1 Hour(s)	Unit CT1 HI, MBtuPerHr 1 Hour(s)	> Limit Unit CT1 CO, _3Hr, Ppmvdc 1 Hour(s)	> Limit Unit CT1 CO, Lb 1 Hour(s)	Unit CT1 UnitOn, TF 1 Hour(s)	Unit CT2 NormalOp, TF 1 Hour(s)	Unit CT1 DBOn, TF 1 Hour(s)
04/23/2019 00:00	0.0	0.0	0.0	0.0	0.0	0	1	0
04/23/2019 01:00	0.0	0.0	0.0	0.0	0.0	0	1	0
04/23/2019 02:00	0.0	0.0	0.0	0.0	0.0	0	1	0
04/23/2019 03:00	0.0	0.0	0.0	0.0	0.0	0	1	0
04/23/2019 04:00	66.1	17.6	461.5	0.0	85.5	1	1	0
04/23/2019 05:00	22.3	15.7	739.1	0.0	41.9	1	1	0
04/23/2019 06:00	0.2	14.0	1,352.3	0.0	0.5	1	1	0
04/23/2019 07:00	0.2	13.9	1,411.6	0.0	0.5	1	1	0
04/23/2019 08:00	0.2	13.9	1,421.7	0.0	0.5	1	1	0
04/23/2019 09:00	0.2	13.9	1,421.8	0.2	0.5	1	1	0
04/23/2019 10:00	0.2	13.9	1,441.4	0.2	0.5	1	1	0
04/23/2019 11:00	0.2	13.9	1,435.5	0.2	0.5	1	1	0
04/23/2019 12:00	0.3	13.9	1,589.3	0.2	0.9	1	1	0
04/23/2019 13:00	0.5	13.5	1,730.0	0.3	1.5	1	1	1
04/23/2019 14:00	0.9	12.4	1,996.6	0.4	2.8	1	1	1
04/23/2019 15:00	0.7	12.8	1,825.4	0.5	2.1	1	1	1
04/23/2019 16:00	0.2	13.9	1,326.2	0.4	0.5	1	1	0
04/23/2019 17:00	0.2	13.9	1,437.7	0.3	0.5	1	1	0
04/23/2019 18:00	0.5	13.5	1,725.9	0.3	1.5	1	1	1
04/23/2019 19:00	0.8	12.7	1,909.3	0.4	2.5	1	1	1
04/23/2019 20:00	0.2	13.9	1,429.7	0.4	0.5	1	1	0
04/23/2019 21:00	0.2	14.0	1,277.0	0.3	0.5	1	1	0
04/23/2019 22:00	6.8	15.0	899.2	0.0	5.8	1	1	0
04/23/2019 23:00	0.0	0.0	0.0	0.0	0.0	0	1	0
<b>Average/Sum#:</b>	5.3	14.0	1,412.2	0.3	149.5 #	19 #	24 #	5 #
<b>Minimum:</b>	0.2	12.4	461.5	0.2	0.5	0	1	0
<b>Maximum:</b>	66.1	17.6	1,996.6	0.5	85.5	1	1	1
<b>%SI</b>	20.83	20.83	20.83	45.83	20.83	0.00	0.00	0.00

# Daily Summary Report

CT1 - CO



From: 04/01/2019 00:00 To: 06/30/2019 23:59 Facility Name: COLUSA GENERATING STATION  
 Generated: 07/03/2019 08:40 Location: Maxwell, CA

Red = Invalid or Excluded Data | Green = Edited Status | Blue = Edited Value | \* = Excess Emission

Const. Value/Limit Tag:

	Unit CT1 CO, Ppm 1 Hour(s)	Unit CT1 O2, Dry, Pct 1 Hour(s)	Unit CT1 HI, MBtuPerHr 1 Hour(s)	> Limit Unit CT1 CO, _3Hr, Ppmvdc 1 Hour(s)	> Limit Unit CT1 CO, Lb 1 Hour(s)	Unit CT1 UnitOn, TF 1 Hour(s)	Unit CT2 NormalOp, TF 1 Hour(s)	Unit CT1 DBOn, TF 1 Hour(s)
04/24/2019 00:00	0.0	0.0	0.0	0.0	0.0	0	0	0
04/24/2019 01:00	0.0	0.0	0.0	0.0	0.0	0	0	0
04/24/2019 02:00	0.0	0.0	0.0	0.0	0.0	0	0	0
04/24/2019 03:00	0.0	0.0	0.0	0.0	0.0	0	0	0
04/24/2019 04:00	0.0	0.0	0.0	0.0	0.0	0	0	0
04/24/2019 05:00	0.0	0.0	0.0	0.0	0.0	0	0	0
04/24/2019 06:00	0.0	0.0	0.0	0.0	0.0	0	0	0
04/24/2019 07:00	0.0	0.0	0.0	0.0	0.0	0	0	0
04/24/2019 08:00	0.0	0.0	0.0	0.0	0.0	0	0	0
04/24/2019 09:00	0.0	0.0	0.0	0.0	0.0	0	0	0
04/24/2019 10:00	0.0	0.0	0.0	0.0	0.0	0	0	0
04/24/2019 11:00	0.0	0.0	0.0	0.0	0.0	0	0	0
04/24/2019 12:00	0.0	0.0	0.0	0.0	0.0	0	1	0
04/24/2019 13:00	0.0	0.0	0.0	0.0	0.0	0	1	0
04/24/2019 14:00	52.1	18.7	314.2	0.0	17.7	1	1	0
04/24/2019 15:00	16.7	15.6	813.6	0.0	33.9	1	1	0
04/24/2019 16:00	0.2	14.0	1,330.5	0.0	0.5	1	1	0
04/24/2019 17:00	0.5	13.4	1,732.3	0.0	1.5	1	1	1
04/24/2019 18:00	0.8	12.8	1,905.1	0.4	2.5	1	1	1
04/24/2019 19:00	0.9	12.3	2,000.0	0.5	2.8	1	1	1
04/24/2019 20:00	0.8	12.0	2,073.4	0.6	2.5	1	1	1
04/24/2019 21:00	4.9	13.5	1,461.5	0.0	9.3	1	0	1
04/24/2019 22:00	0.0	0.0	0.0	0.0	0.0	0	0	0
04/24/2019 23:00	0.0	0.0	0.0	0.0	0.0	0	0	0
<b>Average/Sum#:</b>	9.6	14.0	1,453.8	0.5	70.7 #	8 #	9 #	5 #
<b>Minimum:</b>	0.2	12.0	314.2	0.4	0.5	0	0	0
<b>Maximum:</b>	52.1	18.7	2,073.4	0.6	33.9	1	1	1
<b>%SI</b>	66.67	66.67	66.67	87.50	66.67	0.00	0.00	0.00

# Daily Summary Report

CT1 - CO



From: 04/01/2019 00:00 To: 06/30/2019 23:59 Facility Name: COLUSA GENERATING STATION  
 Generated: 07/03/2019 08:40 Location: Maxwell, CA

Red = Invalid or Excluded Data | Green = Edited Status | Blue = Edited Value | \* = Excess Emission

Const. Value/Limit Tag:

	Unit CT1 CO, Ppm 1 Hour(s)	Unit CT1 O2, Dry, Pct 1 Hour(s)	Unit CT1 HI, MBtuPerHr 1 Hour(s)	> Limit Unit CT1 CO, _3Hr, Ppmvdc 1 Hour(s)	> Limit Unit CT1 CO, Lb 1 Hour(s)	Unit CT1 UnitOn, TF 1 Hour(s)	Unit CT2 NormalOp, TF 1 Hour(s)	Unit CT1 DBOn, TF 1 Hour(s)
04/25/2019 00:00	0.0	0.0	0.0	0.0	0.0	0	0	0
04/25/2019 01:00	0.0	0.0	0.0	0.0	0.0	0	0	0
04/25/2019 02:00	0.0	0.0	0.0	0.0	0.0	0	0	0
04/25/2019 03:00	0.0	0.0	0.0	0.0	0.0	0	0	0
04/25/2019 04:00	0.0	0.0	0.0	0.0	0.0	0	0	0
04/25/2019 05:00	0.0	0.0	0.0	0.0	0.0	0	0	0
04/25/2019 06:00	0.0	0.0	0.0	0.0	0.0	0	0	0
04/25/2019 07:00	0.0	0.0	0.0	0.0	0.0	0	0	0
04/25/2019 08:00	0.0	0.0	0.0	0.0	0.0	0	0	0
04/25/2019 09:00	0.0	0.0	0.0	0.0	0.0	0	0	0
04/25/2019 10:00	0.0	0.0	0.0	0.0	0.0	0	0	0
04/25/2019 11:00	0.0	0.0	0.0	0.0	0.0	0	1	0
04/25/2019 12:00	0.0	0.0	0.0	0.0	0.0	0	1	0
04/25/2019 13:00	97.0	18.7	322.9	0.0	33.8	1	1	0
04/25/2019 14:00	17.2	15.7	824.4	0.0	36.0	1	1	0
04/25/2019 15:00	0.1	13.8	1,525.3	0.0	0.3	1	1	0
04/25/2019 16:00	0.3	13.4	1,712.0	0.0	0.9	1	1	1
04/25/2019 17:00	0.7	12.6	1,927.0	0.3	2.1	1	1	1
04/25/2019 18:00	0.7	12.0	2,059.5	0.4	2.1	1	1	1
04/25/2019 19:00	0.7	12.1	2,048.8	0.5	2.2	1	1	1
04/25/2019 20:00	0.7	12.2	2,074.5	0.5	2.2	1	1	1
04/25/2019 21:00	0.7	12.3	2,063.8	0.5	2.2	1	1	1
04/25/2019 22:00	5.1	14.1	1,243.7	0.0	6.4	1	0	1
04/25/2019 23:00	0.0	0.0	0.0	0.0	0.0	0	0	0
<b>Average/Sum#:</b>	12.3	13.7	1,580.2	0.4	88.2 #	10 #	11 #	7 #
<b>Minimum:</b>	0.1	12.0	322.9	0.3	0.3	0	0	0
<b>Maximum:</b>	97.0	18.7	2,074.5	0.5	36.0	1	1	1
<b>%SI</b>	58.33	58.33	58.33	79.17	58.33	0.00	0.00	0.00

# Daily Summary Report

CT1 - CO



From: 04/01/2019 00:00 To: 06/30/2019 23:59 Facility Name: COLUSA GENERATING STATION  
 Generated: 07/03/2019 08:40 Location: Maxwell, CA

Red = Invalid or Excluded Data | Green = Edited Status | Blue = Edited Value | \* = Excess Emission

Const. Value/Limit Tag:

	Unit CT1 CO, Ppm 1 Hour(s)	Unit CT1 O2, Dry, Pct 1 Hour(s)	Unit CT1 HI, MBtuPerHr 1 Hour(s)	> Limit Unit CT1 CO, _3Hr, Ppmvdc 1 Hour(s)	> Limit Unit CT1 CO, Lb 1 Hour(s)	Unit CT1 UnitOn, TF 1 Hour(s)	Unit CT2 NormalOp, TF 1 Hour(s)	Unit CT1 DBOn, TF 1 Hour(s)
04/26/2019 00:00	0.0	0.0	0.0	0.0	0.0	0	0	0
04/26/2019 01:00	0.0	0.0	0.0	0.0	0.0	0	0	0
04/26/2019 02:00	0.0	0.0	0.0	0.0	0.0	0	0	0
04/26/2019 03:00	0.0	0.0	0.0	0.0	0.0	0	0	0
04/26/2019 04:00	0.0	0.0	0.0	0.0	0.0	0	0	0
04/26/2019 05:00	0.0	0.0	0.0	0.0	0.0	0	0	0
04/26/2019 06:00	0.0	0.0	0.0	0.0	0.0	0	0	0
04/26/2019 07:00	0.0	0.0	0.0	0.0	0.0	0	0	0
04/26/2019 08:00	0.0	0.0	0.0	0.0	0.0	0	0	0
04/26/2019 09:00	0.0	0.0	0.0	0.0	0.0	0	0	0
04/26/2019 10:00	0.0	0.0	0.0	0.0	0.0	0	0	0
04/26/2019 11:00	0.0	0.0	0.0	0.0	0.0	0	0	0
04/26/2019 12:00	0.0	0.0	0.0	0.0	0.0	0	1	0
04/26/2019 13:00	0.0	0.0	0.0	0.0	0.0	0	1	0
04/26/2019 14:00	20.2	17.6	466.1	0.0	26.4	1	1	0
04/26/2019 15:00	9.9	15.6	892.6	0.0	22.0	1	1	0
04/26/2019 16:00	0.1	13.9	1,669.1	0.0	0.3	1	1	0
04/26/2019 17:00	0.1	13.9	1,509.9	0.0	0.3	1	1	1
04/26/2019 18:00	0.7	13.0	1,894.6	0.2	2.2	1	1	1
04/26/2019 19:00	0.7	12.4	2,047.0	0.4	2.2	1	1	1
04/26/2019 20:00	0.7	12.3	2,061.1	0.5	2.2	1	1	1
04/26/2019 21:00	0.7	12.5	2,020.3	0.5	2.2	1	1	1
04/26/2019 22:00	0.7	12.8	1,949.7	0.5	2.2	1	1	1
04/26/2019 23:00	0.6	13.0	1,906.0	0.5	1.9	1	1	1
Average/Sum#:	3.4	13.7	1,641.6	0.4	61.9 #	10 #	12 #	7 #
Minimum:	0.1	12.3	466.1	0.2	0.3	0	0	0
Maximum:	20.2	17.6	2,061.1	0.5	26.4	1	1	1
%SI	58.33	58.33	58.33	75.00	58.33	0.00	0.00	0.00

# Daily Summary Report

CT1 - CO



From: 04/01/2019 00:00 To: 06/30/2019 23:59 Facility Name: COLUSA GENERATING STATION  
 Generated: 07/03/2019 08:40 Location: Maxwell, CA

Red = Invalid or Excluded Data | Green = Edited Status | Blue = Edited Value | \* = Excess Emission

Const. Value/Limit Tag:

	Unit CT1 CO, Ppm 1 Hour(s)	Unit CT1 O2, Dry, Pct 1 Hour(s)	Unit CT1 HI, MBtuPerHr 1 Hour(s)	> Limit Unit CT1 CO, _3Hr, Ppmvdc 1 Hour(s)	> Limit Unit CT1 CO, Lb 1 Hour(s)	Unit CT1 UnitOn, TF 1 Hour(s)	Unit CT2 NormalOp, TF 1 Hour(s)	Unit CT1 DBOn, TF 1 Hour(s)
04/27/2019 00:00	0.1	13.8	1,536.7	0.3	0.3	1	1	0
04/27/2019 01:00	0.1	14.0	1,440.6	0.2	0.3	1	1	0
04/27/2019 02:00	0.1	14.0	1,443.4	0.1	0.3	1	1	0
04/27/2019 03:00	0.1	14.0	1,444.9	0.1	0.3	1	1	0
04/27/2019 04:00	0.2	13.9	1,585.4	0.1	0.6	1	1	0
04/27/2019 05:00	0.1	14.0	1,268.9	0.1	0.2	1	1	0
04/27/2019 06:00	14.7	16.4	403.5	0.0	3.0	1	0	0
04/27/2019 07:00	0.0	0.0	0.0	0.0	0.0	0	0	0
04/27/2019 08:00	0.0	0.0	0.0	0.0	0.0	0	0	0
04/27/2019 09:00	0.0	0.0	0.0	0.0	0.0	0	0	0
04/27/2019 10:00	0.0	0.0	0.0	0.0	0.0	0	0	0
04/27/2019 11:00	0.0	0.0	0.0	0.0	0.0	0	0	0
04/27/2019 12:00	0.0	0.0	0.0	0.0	0.0	0	0	0
04/27/2019 13:00	0.0	0.0	0.0	0.0	0.0	0	0	0
04/27/2019 14:00	0.0	0.0	0.0	0.0	0.0	0	0	0
04/27/2019 15:00	0.0	0.0	0.0	0.0	0.0	0	0	0
04/27/2019 16:00	0.0	0.0	0.0	0.0	0.0	0	1	0
04/27/2019 17:00	0.0	0.0	0.0	0.0	0.0	0	1	0
04/27/2019 18:00	0.0	0.0	0.0	0.0	0.0	0	1	0
04/27/2019 19:00	0.0	0.0	0.0	0.0	0.0	0	1	0
04/27/2019 20:00	0.0	0.0	0.0	0.0	0.0	0	1	0
04/27/2019 21:00	0.0	0.0	0.0	0.0	0.0	0	1	0
04/27/2019 22:00	0.0	0.0	0.0	0.0	0.0	0	0	0
04/27/2019 23:00	0.0	0.0	0.0	0.0	0.0	0	0	0
<b>Average/Sum#:</b>	2.2	14.3	1,303.3	0.2	5.0 #	7 #	12 #	0 #
<b>Minimum:</b>	0.1	13.8	403.5	0.1	0.2	0	0	0
<b>Maximum:</b>	14.7	16.4	1,585.4	0.3	3.0	1	1	0
<b>%SI</b>	70.83	70.83	70.83	75.00	70.83	0.00	0.00	0.00



# Daily Summary Report

CT1 - CO



From: 04/01/2019 00:00 To: 06/30/2019 23:59 Facility Name: COLUSA GENERATING STATION  
 Generated: 07/03/2019 08:40 Location: Maxwell, CA

Red = Invalid or Excluded Data | Green = Edited Status | Blue = Edited Value | \* = Excess Emission

Const. Value/Limit Tag:

	Unit CT1 CO, Ppm 1 Hour(s)	Unit CT1 O2, Dry, Pct 1 Hour(s)	Unit CT1 HI, MBtuPerHr 1 Hour(s)	> Limit Unit CT1 CO, _3Hr, Ppmvdc 1 Hour(s)	> Limit Unit CT1 CO, Lb 1 Hour(s)	Unit CT1 UnitOn, TF 1 Hour(s)	Unit CT2 NormalOp, TF 1 Hour(s)	Unit CT1 DBOn, TF 1 Hour(s)
04/28/2019 00:00	0.0	0.0	0.0	0.0	0.0	0	0	0
04/28/2019 01:00	0.0	0.0	0.0	0.0	0.0	0	0	0
04/28/2019 02:00	0.0	0.0	0.0	0.0	0.0	0	0	0
04/28/2019 03:00	0.0	0.0	0.0	0.0	0.0	0	0	0
04/28/2019 04:00	0.0	0.0	0.0	0.0	0.0	0	0	0
04/28/2019 05:00	0.0	0.0	0.0	0.0	0.0	0	0	0
04/28/2019 06:00	0.0	0.0	0.0	0.0	0.0	0	0	0
04/28/2019 07:00	0.0	0.0	0.0	0.0	0.0	0	0	0
04/28/2019 08:00	0.0	0.0	0.0	0.0	0.0	0	0	0
04/28/2019 09:00	0.0	0.0	0.0	0.0	0.0	0	0	0
04/28/2019 10:00	0.0	0.0	0.0	0.0	0.0	0	0	0
04/28/2019 11:00	0.0	0.0	0.0	0.0	0.0	0	0	0
04/28/2019 12:00	0.0	0.0	0.0	0.0	0.0	0	0	0
04/28/2019 13:00	0.0	0.0	0.0	0.0	0.0	0	0	0
04/28/2019 14:00	0.0	0.0	0.0	0.0	0.0	0	1	0
04/28/2019 15:00	0.0	21.0	144.0	0.0	0.0	1	1	0
04/28/2019 16:00	45.1	16.7	578.8	0.0	82.1	1	1	0
04/28/2019 17:00	0.7	13.8	1,662.3	0.0	2.2	1	1	1
04/28/2019 18:00	0.8	12.4	2,027.1	0.0	2.5	1	1	1
04/28/2019 19:00	0.7	12.5	2,013.0	0.0	2.2	1	1	1
04/28/2019 20:00	0.4	13.5	1,517.1	0.5	1.1	1	1	1
04/28/2019 21:00	3.6	14.7	1,025.1	0.0	5.4	1	0	0
04/28/2019 22:00	0.0	0.0	0.0	0.0	0.0	0	0	0
04/28/2019 23:00	0.0	0.0	0.0	0.0	0.0	0	0	0
<b>Average/Sum#:</b>	7.3	14.9	1,281.1	0.5	95.5 #	7 #	7 #	4 #
<b>Minimum:</b>	0.0	12.4	144.0	0.5	0.0	0	0	0
<b>Maximum:</b>	45.1	21.0	2,027.1	0.5	82.1	1	1	1
<b>%SI</b>	70.83	70.83	70.83	95.83	70.83	0.00	0.00	0.00

# Daily Summary Report

CT1 - CO



From: 04/01/2019 00:00 To: 06/30/2019 23:59 Facility Name: COLUSA GENERATING STATION  
 Generated: 07/03/2019 08:40 Location: Maxwell, CA

Red = Invalid or Excluded Data | Green = Edited Status | Blue = Edited Value | \* = Excess Emission

Const. Value/Limit Tag:

	Unit CT1 CO, Ppm 1 Hour(s)	Unit CT1 O2, Dry, Pct 1 Hour(s)	Unit CT1 HI, MBtuPerHr 1 Hour(s)	> Limit Unit CT1 CO, _3Hr, Ppmvdc 1 Hour(s)	> Limit Unit CT1 CO, Lb 1 Hour(s)	Unit CT1 UnitOn, TF 1 Hour(s)	Unit CT2 NormalOp, TF 1 Hour(s)	Unit CT1 DBOn, TF 1 Hour(s)
04/29/2019 00:00	0.0	0.0	0.0	0.0	0.0	0	0	0
04/29/2019 01:00	0.0	0.0	0.0	0.0	0.0	0	0	0
04/29/2019 02:00	0.0	0.0	0.0	0.0	0.0	0	0	0
04/29/2019 03:00	0.0	0.0	0.0	0.0	0.0	0	0	0
04/29/2019 04:00	0.0	0.0	0.0	0.0	0.0	0	0	0
04/29/2019 05:00	0.0	0.0	0.0	0.0	0.0	0	0	0
04/29/2019 06:00	0.0	0.0	0.0	0.0	0.0	0	0	0
04/29/2019 07:00	0.0	0.0	0.0	0.0	0.0	0	0	0
04/29/2019 08:00	0.0	0.0	0.0	0.0	0.0	0	0	0
04/29/2019 09:00	0.0	0.0	0.0	0.0	0.0	0	0	0
04/29/2019 10:00	0.0	0.0	0.0	0.0	0.0	0	0	0
04/29/2019 11:00	0.0	0.0	0.0	0.0	0.0	0	0	0
04/29/2019 12:00	0.0	0.0	0.0	0.0	0.0	0	0	0
04/29/2019 13:00	0.0	0.0	0.0	0.0	0.0	0	0	0
04/29/2019 14:00	0.0	0.0	0.0	0.0	0.0	0	0	0
04/29/2019 15:00	0.0	0.0	0.0	0.0	0.0	0	0	0
04/29/2019 16:00	0.0	0.0	0.0	0.0	0.0	0	0	0
04/29/2019 17:00	0.0	0.0	0.0	0.0	0.0	0	0	0
04/29/2019 18:00	0.0	0.0	0.0	0.0	0.0	0	0	0
04/29/2019 19:00	0.0	0.0	0.0	0.0	0.0	0	0	0
04/29/2019 20:00	0.0	0.0	0.0	0.0	0.0	0	0	0
04/29/2019 21:00	0.0	0.0	0.0	0.0	0.0	0	0	0
04/29/2019 22:00	0.0	0.0	0.0	0.0	0.0	0	0	0
04/29/2019 23:00	0.0	0.0	0.0	0.0	0.0	0	0	0
Average/Sum#:	0.0	0.0	0.0	0.0	0.0 #	0 #	0 #	0 #
Minimum:	0.0	0.0	0.0	0.0	0.0	0	0	0
Maximum:	0.0	0.0	0.0	0.0	0.0	0	0	0
%SI	100.00	100.00	100.00	100.00	100.00	0.00	0.00	0.00

# Daily Summary Report

CT1 - CO



From: 04/01/2019 00:00 To: 06/30/2019 23:59 Facility Name: COLUSA GENERATING STATION  
 Generated: 07/03/2019 08:40 Location: Maxwell, CA

Red = Invalid or Excluded Data | Green = Edited Status | Blue = Edited Value | \* = Excess Emission

Const. Value/Limit Tag:

	Unit CT1 CO, Ppm 1 Hour(s)	Unit CT1 O2, Dry, Pct 1 Hour(s)	Unit CT1 HI, MBtuPerHr 1 Hour(s)	> Limit Unit CT1 CO, _3Hr, Ppmvdc 1 Hour(s)	> Limit Unit CT1 CO, Lb 1 Hour(s)	Unit CT1 UnitOn, TF 1 Hour(s)	Unit CT2 NormalOp, TF 1 Hour(s)	Unit CT1 DBOn, TF 1 Hour(s)
04/30/2019 00:00	0.0	0.0	0.0	0.0	0.0	0	0	0
04/30/2019 01:00	0.0	0.0	0.0	0.0	0.0	0	0	0
04/30/2019 02:00	0.0	0.0	0.0	0.0	0.0	0	0	0
04/30/2019 03:00	0.0	0.0	0.0	0.0	0.0	0	0	0
04/30/2019 04:00	0.0	0.0	0.0	0.0	0.0	0	0	0
04/30/2019 05:00	0.0	0.0	0.0	0.0	0.0	0	0	0
04/30/2019 06:00	0.0	0.0	0.0	0.0	0.0	0	0	0
04/30/2019 07:00	0.0	0.0	0.0	0.0	0.0	0	0	0
04/30/2019 08:00	0.0	0.0	0.0	0.0	0.0	0	0	0
04/30/2019 09:00	0.0	0.0	0.0	0.0	0.0	0	0	0
04/30/2019 10:00	0.0	0.0	0.0	0.0	0.0	0	0	0
04/30/2019 11:00	0.0	0.0	0.0	0.0	0.0	0	0	0
04/30/2019 12:00	0.0	0.0	0.0	0.0	0.0	0	0	0
04/30/2019 13:00	0.0	0.0	0.0	0.0	0.0	0	0	0
04/30/2019 14:00	0.0	0.0	0.0	0.0	0.0	0	0	0
04/30/2019 15:00	0.0	0.0	0.0	0.0	0.0	0	0	0
04/30/2019 16:00	0.0	0.0	0.0	0.0	0.0	0	0	0
04/30/2019 17:00	0.0	0.0	0.0	0.0	0.0	0	0	0
04/30/2019 18:00	0.0	0.0	0.0	0.0	0.0	0	0	0
04/30/2019 19:00	0.0	0.0	0.0	0.0	0.0	0	0	0
04/30/2019 20:00	0.0	0.0	0.0	0.0	0.0	0	0	0
04/30/2019 21:00	0.0	0.0	0.0	0.0	0.0	0	0	0
04/30/2019 22:00	0.0	0.0	0.0	0.0	0.0	0	0	0
04/30/2019 23:00	0.0	0.0	0.0	0.0	0.0	0	0	0
Average/Sum#:	0.0	0.0	0.0	0.0	0.0 #	0 #	0 #	0 #
Minimum:	0.0	0.0	0.0	0.0	0.0	0	0	0
Maximum:	0.0	0.0	0.0	0.0	0.0	0	0	0
%SI	100.00	100.00	100.00	100.00	100.00	0.00	0.00	0.00

# Daily Summary Report

CT1 - CO



From: 04/01/2019 00:00 To: 06/30/2019 23:59 Facility Name: COLUSA GENERATING STATION  
 Generated: 07/03/2019 08:40 Location: Maxwell, CA

Red = Invalid or Excluded Data | Green = Edited Status | Blue = Edited Value | \* = Excess Emission

Const. Value/Limit Tag:

	Unit CT1 CO, Ppm 1 Hour(s)	Unit CT1 O2, Dry, Pct 1 Hour(s)	Unit CT1 HI, MBtuPerHr 1 Hour(s)	> Limit Unit CT1 CO, _3Hr, Ppmvdc 1 Hour(s)	> Limit Unit CT1 CO, Lb 1 Hour(s)	Unit CT1 UnitOn, TF 1 Hour(s)	Unit CT2 NormalOp, TF 1 Hour(s)	Unit CT1 DBOn, TF 1 Hour(s)
05/01/2019 00:00	0.0	0.0	0.0	0.0	0.0	0	0	0
05/01/2019 01:00	0.0	0.0	0.0	0.0	0.0	0	0	1
05/01/2019 02:00	0.0	0.0	0.0	0.0	0.0	0	0	0
05/01/2019 03:00	0.0	0.0	0.0	0.0	0.0	0	0	0
05/01/2019 04:00	0.0	0.0	0.0	0.0	0.0	0	0	0
05/01/2019 05:00	0.0	0.0	0.0	0.0	0.0	0	0	0
05/01/2019 06:00	0.0	0.0	0.0	0.0	0.0	0	0	0
05/01/2019 07:00	0.0	0.0	0.0	0.0	0.0	0	0	0
05/01/2019 08:00	0.0	0.0	0.0	0.0	0.0	0	0	0
05/01/2019 09:00	0.0	0.0	0.0	0.0	0.0	0	0	0
05/01/2019 10:00	0.0	0.0	0.0	0.0	0.0	0	0	0
05/01/2019 11:00	0.0	0.0	0.0	0.0	0.0	0	0	0
05/01/2019 12:00	0.0	0.0	0.0	0.0	0.0	0	0	0
05/01/2019 13:00	0.0	0.0	0.0	0.0	0.0	0	0	0
05/01/2019 14:00	0.0	0.0	0.0	0.0	0.0	0	0	0
05/01/2019 15:00	0.0	0.0	0.0	0.0	0.0	0	0	0
05/01/2019 16:00	0.0	0.0	0.0	0.0	0.0	0	0	0
05/01/2019 17:00	0.0	0.0	0.0	0.0	0.0	0	0	0
05/01/2019 18:00	0.0	0.0	0.0	0.0	0.0	0	0	0
05/01/2019 19:00	0.0	0.0	0.0	0.0	0.0	0	0	0
05/01/2019 20:00	0.0	0.0	0.0	0.0	0.0	0	0	0
05/01/2019 21:00	0.0	0.0	0.0	0.0	0.0	0	0	0
05/01/2019 22:00	0.0	0.0	0.0	0.0	0.0	0	0	0
05/01/2019 23:00	0.0	0.0	0.0	0.0	0.0	0	0	0
Average/Sum#:	0.0	0.0	0.0	0.0	0.0 #	0 #	0 #	1 #
Minimum:	0.0	0.0	0.0	0.0	0.0	0	0	0
Maximum:	0.0	0.0	0.0	0.0	0.0	0	0	1
%SI	100.00	100.00	100.00	100.00	100.00	0.00	0.00	0.00

# Daily Summary Report

CT1 - CO



From: 04/01/2019 00:00 To: 06/30/2019 23:59 Facility Name: COLUSA GENERATING STATION  
 Generated: 07/03/2019 08:40 Location: Maxwell, CA

Red = Invalid or Excluded Data | Green = Edited Status | Blue = Edited Value | \* = Excess Emission

Const. Value/Limit Tag:

	Unit CT1 CO, Ppm 1 Hour(s)	Unit CT1 O2, Dry, Pct 1 Hour(s)	Unit CT1 HI, MBtuPerHr 1 Hour(s)	> Limit Unit CT1 CO, _3Hr, Ppmvdc 1 Hour(s)	> Limit Unit CT1 CO, Lb 1 Hour(s)	Unit CT1 UnitOn, TF 1 Hour(s)	Unit CT2 NormalOp, TF 1 Hour(s)	Unit CT1 DBOn, TF 1 Hour(s)
05/02/2019 00:00	0.0	0.0	0.0	0.0	0.0	0	0	0
05/02/2019 01:00	0.0	0.0	0.0	0.0	0.0	0	0	0
05/02/2019 02:00	0.0	0.0	0.0	0.0	0.0	0	0	0
05/02/2019 03:00	0.0	0.0	0.0	0.0	0.0	0	0	0
05/02/2019 04:00	0.0	0.0	0.0	0.0	0.0	0	0	0
05/02/2019 05:00	0.0	0.0	0.0	0.0	0.0	0	0	0
05/02/2019 06:00	0.0	0.0	0.0	0.0	0.0	0	0	0
05/02/2019 07:00	0.0	0.0	0.0	0.0	0.0	0	0	0
05/02/2019 08:00	0.0	0.0	0.0	0.0	0.0	0	0	0
05/02/2019 09:00	0.0	0.0	0.0	0.0	0.0	0	0	0
05/02/2019 10:00	0.0	0.0	0.0	0.0	0.0	0	0	0
05/02/2019 11:00	0.0	0.0	0.0	0.0	0.0	0	0	0
05/02/2019 12:00	0.0	0.0	0.0	0.0	0.0	0	0	0
05/02/2019 13:00	0.0	0.0	0.0	0.0	0.0	0	0	0
05/02/2019 14:00	0.0	0.0	0.0	0.0	0.0	0	0	0
05/02/2019 15:00	0.0	0.0	0.0	0.0	0.0	0	0	0
05/02/2019 16:00	0.0	0.0	0.0	0.0	0.0	0	0	0
05/02/2019 17:00	0.0	0.0	0.0	0.0	0.0	0	0	0
05/02/2019 18:00	0.0	0.0	0.0	0.0	0.0	0	0	0
05/02/2019 19:00	0.0	0.0	0.0	0.0	0.0	0	0	0
05/02/2019 20:00	0.0	0.0	0.0	0.0	0.0	0	0	0
05/02/2019 21:00	0.0	0.0	0.0	0.0	0.0	0	0	0
05/02/2019 22:00	0.0	0.0	0.0	0.0	0.0	0	0	0
05/02/2019 23:00	0.0	0.0	0.0	0.0	0.0	0	0	0
Average/Sum#:	0.0	0.0	0.0	0.0	0.0 #	0 #	0 #	0 #
Minimum:	0.0	0.0	0.0	0.0	0.0	0	0	0
Maximum:	0.0	0.0	0.0	0.0	0.0	0	0	0
%SI	100.00	100.00	100.00	100.00	100.00	0.00	0.00	0.00

# Daily Summary Report

CT1 - CO



From: 04/01/2019 00:00 To: 06/30/2019 23:59 Facility Name: COLUSA GENERATING STATION  
 Generated: 07/03/2019 08:40 Location: Maxwell, CA

Red = Invalid or Excluded Data | Green = Edited Status | Blue = Edited Value | \* = Excess Emission

Const. Value/Limit Tag:

	Unit CT1 CO, Ppm 1 Hour(s)	Unit CT1 O2, Dry, Pct 1 Hour(s)	Unit CT1 HI, MBtuPerHr 1 Hour(s)	> Limit Unit CT1 CO, _3Hr, Ppmvdc 1 Hour(s)	> Limit Unit CT1 CO, Lb 1 Hour(s)	Unit CT1 UnitOn, TF 1 Hour(s)	Unit CT2 NormalOp, TF 1 Hour(s)	Unit CT1 DBOn, TF 1 Hour(s)
05/03/2019 00:00	0.0	0.0	0.0	0.0	0.0	0	0	0
05/03/2019 01:00	0.0	0.0	0.0	0.0	0.0	0	0	0
05/03/2019 02:00	0.0	0.0	0.0	0.0	0.0	0	0	0
05/03/2019 03:00	0.0	0.0	0.0	0.0	0.0	0	0	0
05/03/2019 04:00	0.0	0.0	0.0	0.0	0.0	0	0	0
05/03/2019 05:00	0.0	0.0	0.0	0.0	0.0	0	0	0
05/03/2019 06:00	0.0	0.0	0.0	0.0	0.0	0	0	0
05/03/2019 07:00	0.0	0.0	0.0	0.0	0.0	0	0	0
05/03/2019 08:00	0.0	0.0	0.0	0.0	0.0	0	0	0
05/03/2019 09:00	0.0	0.0	0.0	0.0	0.0	0	0	0
05/03/2019 10:00	0.0	0.0	0.0	0.0	0.0	0	0	0
05/03/2019 11:00	0.0	0.0	0.0	0.0	0.0	0	0	0
05/03/2019 12:00	0.0	0.0	0.0	0.0	0.0	0	0	0
05/03/2019 13:00	0.0	0.0	0.0	0.0	0.0	0	0	0
05/03/2019 14:00	0.0	0.0	0.0	0.0	0.0	0	0	0
05/03/2019 15:00	0.0	0.0	0.0	0.0	0.0	0	0	0
05/03/2019 16:00	0.0	0.0	0.0	0.0	0.0	0	0	0
05/03/2019 17:00	0.0	0.0	0.0	0.0	0.0	0	0	0
05/03/2019 18:00	0.0	0.0	0.0	0.0	0.0	0	0	0
05/03/2019 19:00	0.0	0.0	0.0	0.0	0.0	0	0	0
05/03/2019 20:00	0.0	0.0	0.0	0.0	0.0	0	0	0
05/03/2019 21:00	0.0	0.0	0.0	0.0	0.0	0	0	0
05/03/2019 22:00	0.0	0.0	0.0	0.0	0.0	0	0	0
05/03/2019 23:00	0.0	0.0	0.0	0.0	0.0	0	0	0
Average/Sum#:	0.0	0.0	0.0	0.0	0.0 #	0 #	0 #	0 #
Minimum:	0.0	0.0	0.0	0.0	0.0	0	0	0
Maximum:	0.0	0.0	0.0	0.0	0.0	0	0	0
%SI	100.00	100.00	100.00	100.00	100.00	0.00	0.00	0.00

# Daily Summary Report

CT1 - CO



From: 04/01/2019 00:00 To: 06/30/2019 23:59 Facility Name: COLUSA GENERATING STATION  
 Generated: 07/03/2019 08:40 Location: Maxwell, CA

Red = Invalid or Excluded Data | Green = Edited Status | Blue = Edited Value | \* = Excess Emission

Const. Value/Limit Tag:

	Unit CT1 CO, Ppm 1 Hour(s)	Unit CT1 O2, Dry, Pct 1 Hour(s)	Unit CT1 HI, MBtuPerHr 1 Hour(s)	> Limit Unit CT1 CO, _3Hr, Ppmvdc 1 Hour(s)	> Limit Unit CT1 CO, Lb 1 Hour(s)	Unit CT1 UnitOn, TF 1 Hour(s)	Unit CT2 NormalOp, TF 1 Hour(s)	Unit CT1 DBOn, TF 1 Hour(s)
05/04/2019 00:00	0.0	0.0	0.0	0.0	0.0	0	0	0
05/04/2019 01:00	0.0	0.0	0.0	0.0	0.0	0	0	0
05/04/2019 02:00	0.0	0.0	0.0	0.0	0.0	0	0	0
05/04/2019 03:00	0.0	0.0	0.0	0.0	0.0	0	0	0
05/04/2019 04:00	0.0	0.0	0.0	0.0	0.0	0	0	0
05/04/2019 05:00	0.0	0.0	0.0	0.0	0.0	0	0	0
05/04/2019 06:00	0.0	0.0	0.0	0.0	0.0	0	0	0
05/04/2019 07:00	0.0	0.0	0.0	0.0	0.0	0	0	0
05/04/2019 08:00	0.0	0.0	0.0	0.0	0.0	0	0	0
05/04/2019 09:00	0.0	0.0	0.0	0.0	0.0	0	0	0
05/04/2019 10:00	0.0	0.0	0.0	0.0	0.0	0	0	0
05/04/2019 11:00	0.0	0.0	0.0	0.0	0.0	0	0	0
05/04/2019 12:00	0.0	0.0	0.0	0.0	0.0	0	0	0
05/04/2019 13:00	0.0	0.0	0.0	0.0	0.0	0	0	0
05/04/2019 14:00	0.0	0.0	0.0	0.0	0.0	0	0	0
05/04/2019 15:00	0.0	0.0	0.0	0.0	0.0	0	0	0
05/04/2019 16:00	0.0	0.0	0.0	0.0	0.0	0	0	0
05/04/2019 17:00	0.0	0.0	0.0	0.0	0.0	0	0	0
05/04/2019 18:00	0.0	0.0	0.0	0.0	0.0	0	0	0
05/04/2019 19:00	0.0	0.0	0.0	0.0	0.0	0	0	0
05/04/2019 20:00	0.0	0.0	0.0	0.0	0.0	0	0	0
05/04/2019 21:00	0.0	0.0	0.0	0.0	0.0	0	0	0
05/04/2019 22:00	0.0	0.0	0.0	0.0	0.0	0	0	0
05/04/2019 23:00	0.0	0.0	0.0	0.0	0.0	0	0	0
Average/Sum#:	0.0	0.0	0.0	0.0	0.0 #	0 #	0 #	0 #
Minimum:	0.0	0.0	0.0	0.0	0.0	0	0	0
Maximum:	0.0	0.0	0.0	0.0	0.0	0	0	0
%SI	100.00	100.00	100.00	100.00	100.00	0.00	0.00	0.00

# Daily Summary Report

CT1 - CO



From: 04/01/2019 00:00 To: 06/30/2019 23:59 Facility Name: COLUSA GENERATING STATION  
 Generated: 07/03/2019 08:40 Location: Maxwell, CA

Red = Invalid or Excluded Data | Green = Edited Status | Blue = Edited Value | \* = Excess Emission

Const. Value/Limit Tag:

	Unit CT1 CO, Ppm 1 Hour(s)	Unit CT1 O2, Dry, Pct 1 Hour(s)	Unit CT1 HI, MBtuPerHr 1 Hour(s)	> Limit Unit CT1 CO, _3Hr, Ppmvdc 1 Hour(s)	> Limit Unit CT1 CO, Lb 1 Hour(s)	Unit CT1 UnitOn, TF 1 Hour(s)	Unit CT2 NormalOp, TF 1 Hour(s)	Unit CT1 DBOn, TF 1 Hour(s)
05/05/2019 00:00	0.0	0.0	0.0	0.0	0.0	0	0	0
05/05/2019 01:00	0.0	0.0	0.0	0.0	0.0	0	0	0
05/05/2019 02:00	0.0	0.0	0.0	0.0	0.0	0	0	0
05/05/2019 03:00	0.0	0.0	0.0	0.0	0.0	0	0	0
05/05/2019 04:00	0.0	0.0	0.0	0.0	0.0	0	0	0
05/05/2019 05:00	0.0	0.0	0.0	0.0	0.0	0	0	0
05/05/2019 06:00	0.0	0.0	0.0	0.0	0.0	0	0	0
05/05/2019 07:00	0.0	0.0	0.0	0.0	0.0	0	0	0
05/05/2019 08:00	0.0	0.0	0.0	0.0	0.0	0	0	0
05/05/2019 09:00	0.0	0.0	0.0	0.0	0.0	0	0	0
05/05/2019 10:00	0.0	0.0	0.0	0.0	0.0	0	0	0
05/05/2019 11:00	0.0	0.0	0.0	0.0	0.0	0	0	0
05/05/2019 12:00	0.0	0.0	0.0	0.0	0.0	0	0	0
05/05/2019 13:00	0.0	0.0	0.0	0.0	0.0	0	0	0
05/05/2019 14:00	0.0	0.0	0.0	0.0	0.0	0	0	0
05/05/2019 15:00	0.0	0.0	0.0	0.0	0.0	0	0	0
05/05/2019 16:00	0.0	0.0	0.0	0.0	0.0	0	0	0
05/05/2019 17:00	0.0	0.0	0.0	0.0	0.0	0	0	0
05/05/2019 18:00	0.0	0.0	0.0	0.0	0.0	0	0	0
05/05/2019 19:00	0.0	0.0	0.0	0.0	0.0	0	0	0
05/05/2019 20:00	0.0	0.0	0.0	0.0	0.0	0	0	0
05/05/2019 21:00	0.0	0.0	0.0	0.0	0.0	0	0	0
05/05/2019 22:00	0.0	0.0	0.0	0.0	0.0	0	0	0
05/05/2019 23:00	0.0	0.0	0.0	0.0	0.0	0	0	0
Average/Sum#:	0.0	0.0	0.0	0.0	0.0 #	0 #	0 #	0 #
Minimum:	0.0	0.0	0.0	0.0	0.0	0	0	0
Maximum:	0.0	0.0	0.0	0.0	0.0	0	0	0
%SI	100.00	100.00	100.00	100.00	100.00	0.00	0.00	0.00



# Daily Summary Report

CT1 - CO



From: 04/01/2019 00:00 To: 06/30/2019 23:59 Facility Name: COLUSA GENERATING STATION  
 Generated: 07/03/2019 08:40 Location: Maxwell, CA

Red = Invalid or Excluded Data | Green = Edited Status | Blue = Edited Value | \* = Excess Emission

Const. Value/Limit Tag:

	Unit CT1 CO, Ppm 1 Hour(s)	Unit CT1 O2, Dry, Pct 1 Hour(s)	Unit CT1 HI, MBtuPerHr 1 Hour(s)	> Limit Unit CT1 CO, _3Hr, Ppmvdc 1 Hour(s)	> Limit Unit CT1 CO, Lb 1 Hour(s)	Unit CT1 UnitOn, TF 1 Hour(s)	Unit CT2 NormalOp, TF 1 Hour(s)	Unit CT1 DBOn, TF 1 Hour(s)
05/06/2019 00:00	0.0	0.0	0.0	0.0	0.0	0	0	0
05/06/2019 01:00	0.0	0.0	0.0	0.0	0.0	0	0	0
05/06/2019 02:00	0.0	0.0	0.0	0.0	0.0	0	0	0
05/06/2019 03:00	0.0	0.0	0.0	0.0	0.0	0	0	0
05/06/2019 04:00	0.0	0.0	0.0	0.0	0.0	0	0	0
05/06/2019 05:00	0.0	0.0	0.0	0.0	0.0	0	0	0
05/06/2019 06:00	0.0	0.0	0.0	0.0	0.0	0	0	0
05/06/2019 07:00	0.0	0.0	0.0	0.0	0.0	0	0	0
05/06/2019 08:00	0.0	0.0	0.0	0.0	0.0	0	0	0
05/06/2019 09:00	0.0	0.0	0.0	0.0	0.0	0	0	0
05/06/2019 10:00	0.0	0.0	0.0	0.0	0.0	0	0	0
05/06/2019 11:00	0.0	0.0	0.0	0.0	0.0	0	0	0
05/06/2019 12:00	0.0	0.0	0.0	0.0	0.0	0	0	0
05/06/2019 13:00	0.0	0.0	0.0	0.0	0.0	0	0	0
05/06/2019 14:00	0.0	0.0	0.0	0.0	0.0	0	0	0
05/06/2019 15:00	0.0	0.0	0.0	0.0	0.0	0	0	0
05/06/2019 16:00	0.0	0.0	0.0	0.0	0.0	0	0	0
05/06/2019 17:00	0.0	0.0	0.0	0.0	0.0	0	0	0
05/06/2019 18:00	0.0	0.0	0.0	0.0	0.0	0	0	0
05/06/2019 19:00	0.0	0.0	0.0	0.0	0.0	0	0	0
05/06/2019 20:00	0.0	0.0	0.0	0.0	0.0	0	0	0
05/06/2019 21:00	0.0	0.0	0.0	0.0	0.0	0	0	0
05/06/2019 22:00	0.0	0.0	0.0	0.0	0.0	0	0	0
05/06/2019 23:00	0.0	0.0	0.0	0.0	0.0	0	0	0
Average/Sum#:	0.0	0.0	0.0	0.0	0.0 #	0 #	0 #	0 #
Minimum:	0.0	0.0	0.0	0.0	0.0	0	0	0
Maximum:	0.0	0.0	0.0	0.0	0.0	0	0	0
%SI	100.00	100.00	100.00	100.00	100.00	0.00	0.00	0.00

# Daily Summary Report

CT1 - CO



From: 04/01/2019 00:00 To: 06/30/2019 23:59 Facility Name: COLUSA GENERATING STATION  
 Generated: 07/03/2019 08:40 Location: Maxwell, CA

Red = Invalid or Excluded Data | Green = Edited Status | Blue = Edited Value | \* = Excess Emission

Const. Value/Limit Tag:

	Unit CT1 CO, Ppm 1 Hour(s)	Unit CT1 O2, Dry, Pct 1 Hour(s)	Unit CT1 HI, MBtuPerHr 1 Hour(s)	> Limit Unit CT1 CO, _3Hr, Ppmvdc 1 Hour(s)	> Limit Unit CT1 CO, Lb 1 Hour(s)	Unit CT1 UnitOn, TF 1 Hour(s)	Unit CT2 NormalOp, TF 1 Hour(s)	Unit CT1 DBOn, TF 1 Hour(s)
05/07/2019 00:00	0.0	0.0	0.0	0.0	0.0	0	0	0
05/07/2019 01:00	0.0	0.0	0.0	0.0	0.0	0	0	0
05/07/2019 02:00	0.0	0.0	0.0	0.0	0.0	0	0	0
05/07/2019 03:00	0.0	0.0	0.0	0.0	0.0	0	0	0
05/07/2019 04:00	0.0	0.0	0.0	0.0	0.0	0	0	0
05/07/2019 05:00	0.0	0.0	0.0	0.0	0.0	0	0	0
05/07/2019 06:00	0.0	0.0	0.0	0.0	0.0	0	0	0
05/07/2019 07:00	0.0	0.0	0.0	0.0	0.0	0	0	0
05/07/2019 08:00	0.0	0.0	0.0	0.0	0.0	0	0	0
05/07/2019 09:00	0.0	0.0	0.0	0.0	0.0	0	0	0
05/07/2019 10:00	0.0	0.0	0.0	0.0	0.0	0	0	0
05/07/2019 11:00	0.0	0.0	0.0	0.0	0.0	0	0	0
05/07/2019 12:00	0.0	0.0	0.0	0.0	0.0	0	0	0
05/07/2019 13:00	0.0	0.0	0.0	0.0	0.0	0	0	0
05/07/2019 14:00	0.0	0.0	0.0	0.0	0.0	0	0	0
05/07/2019 15:00	0.0	0.0	0.0	0.0	0.0	0	0	0
05/07/2019 16:00	0.0	0.0	0.0	0.0	0.0	0	0	0
05/07/2019 17:00	0.0	0.0	0.0	0.0	0.0	0	0	0
05/07/2019 18:00	0.0	0.0	0.0	0.0	0.0	0	0	0
05/07/2019 19:00	0.0	0.0	0.0	0.0	0.0	0	0	0
05/07/2019 20:00	0.0	0.0	0.0	0.0	0.0	0	0	0
05/07/2019 21:00	0.0	0.0	0.0	0.0	0.0	0	0	0
05/07/2019 22:00	0.0	0.0	0.0	0.0	0.0	0	0	0
05/07/2019 23:00	0.0	0.0	0.0	0.0	0.0	0	0	0
Average/Sum#:	0.0	0.0	0.0	0.0	0.0 #	0 #	0 #	0 #
Minimum:	0.0	0.0	0.0	0.0	0.0	0	0	0
Maximum:	0.0	0.0	0.0	0.0	0.0	0	0	0
%SI	100.00	100.00	100.00	100.00	100.00	0.00	0.00	0.00

# Daily Summary Report

CT1 - CO



From: 04/01/2019 00:00 To: 06/30/2019 23:59 Facility Name: COLUSA GENERATING STATION  
 Generated: 07/03/2019 08:40 Location: Maxwell, CA

Red = Invalid or Excluded Data | Green = Edited Status | Blue = Edited Value | \* = Excess Emission

Const. Value/Limit Tag:

	Unit CT1 CO, Ppm 1 Hour(s)	Unit CT1 O2, Dry, Pct 1 Hour(s)	Unit CT1 HI, MBtuPerHr 1 Hour(s)	> Limit Unit CT1 CO, _3Hr, Ppmvdc 1 Hour(s)	> Limit Unit CT1 CO, Lb 1 Hour(s)	Unit CT1 UnitOn, TF 1 Hour(s)	Unit CT2 NormalOp, TF 1 Hour(s)	Unit CT1 DBOn, TF 1 Hour(s)
05/08/2019 00:00	0.0	0.0	0.0	0.0	0.0	0	0	0
05/08/2019 01:00	0.0	0.0	0.0	0.0	0.0	0	0	0
05/08/2019 02:00	0.0	0.0	0.0	0.0	0.0	0	0	0
05/08/2019 03:00	0.0	0.0	0.0	0.0	0.0	0	0	0
05/08/2019 04:00	0.0	0.0	0.0	0.0	0.0	0	0	0
05/08/2019 05:00	0.0	0.0	0.0	0.0	0.0	0	0	0
05/08/2019 06:00	0.0	0.0	0.0	0.0	0.0	0	0	0
05/08/2019 07:00	0.0	0.0	0.0	0.0	0.0	0	0	0
05/08/2019 08:00	0.0	0.0	0.0	0.0	0.0	0	0	0
05/08/2019 09:00	0.0	0.0	0.0	0.0	0.0	0	0	0
05/08/2019 10:00	0.0	0.0	0.0	0.0	0.0	0	0	0
05/08/2019 11:00	0.0	0.0	0.0	0.0	0.0	0	0	0
05/08/2019 12:00	0.0	0.0	0.0	0.0	0.0	0	0	0
05/08/2019 13:00	0.0	0.0	0.0	0.0	0.0	0	0	0
05/08/2019 14:00	0.0	0.0	0.0	0.0	0.0	0	0	0
05/08/2019 15:00	0.0	0.0	0.0	0.0	0.0	0	0	0
05/08/2019 16:00	0.0	0.0	0.0	0.0	0.0	0	0	0
05/08/2019 17:00	0.0	0.0	0.0	0.0	0.0	0	0	0
05/08/2019 18:00	0.0	0.0	0.0	0.0	0.0	0	0	0
05/08/2019 19:00	0.0	0.0	0.0	0.0	0.0	0	0	0
05/08/2019 20:00	0.0	0.0	0.0	0.0	0.0	0	0	0
05/08/2019 21:00	0.0	0.0	0.0	0.0	0.0	0	0	0
05/08/2019 22:00	0.0	0.0	0.0	0.0	0.0	0	0	0
05/08/2019 23:00	0.0	0.0	0.0	0.0	0.0	0	0	0
Average/Sum#:	0.0	0.0	0.0	0.0	0.0 #	0 #	0 #	0 #
Minimum:	0.0	0.0	0.0	0.0	0.0	0	0	0
Maximum:	0.0	0.0	0.0	0.0	0.0	0	0	0
%SI	100.00	100.00	100.00	100.00	100.00	0.00	0.00	0.00

# Daily Summary Report

CT1 - CO



From: 04/01/2019 00:00 To: 06/30/2019 23:59 Facility Name: COLUSA GENERATING STATION  
 Generated: 07/03/2019 08:40 Location: Maxwell, CA

Red = Invalid or Excluded Data | Green = Edited Status | Blue = Edited Value | \* = Excess Emission

Const. Value/Limit Tag:

	Unit CT1 CO, Ppm 1 Hour(s)	Unit CT1 O2, Dry, Pct 1 Hour(s)	Unit CT1 HI, MBtuPerHr 1 Hour(s)	> Limit Unit CT1 CO, _3Hr, Ppmvdc 1 Hour(s)	> Limit Unit CT1 CO, Lb 1 Hour(s)	Unit CT1 UnitOn, TF 1 Hour(s)	Unit CT2 NormalOp, TF 1 Hour(s)	Unit CT1 DBOn, TF 1 Hour(s)
05/09/2019 00:00	0.0	0.0	0.0	0.0	0.0	0	0	0
05/09/2019 01:00	0.0	0.0	0.0	0.0	0.0	0	0	0
05/09/2019 02:00	0.0	0.0	0.0	0.0	0.0	0	0	0
05/09/2019 03:00	0.0	0.0	0.0	0.0	0.0	0	0	0
05/09/2019 04:00	0.0	0.0	0.0	0.0	0.0	0	0	0
05/09/2019 05:00	0.0	0.0	0.0	0.0	0.0	0	0	0
05/09/2019 06:00	0.0	0.0	0.0	0.0	0.0	0	0	0
05/09/2019 07:00	0.0	0.0	0.0	0.0	0.0	0	0	0
05/09/2019 08:00	0.0	0.0	0.0	0.0	0.0	0	0	0
05/09/2019 09:00	0.0	0.0	0.0	0.0	0.0	0	0	0
05/09/2019 10:00	0.0	0.0	0.0	0.0	0.0	0	0	0
05/09/2019 11:00	0.0	0.0	0.0	0.0	0.0	0	0	0
05/09/2019 12:00	0.0	0.0	0.0	0.0	0.0	0	0	0
05/09/2019 13:00	0.0	0.0	0.0	0.0	0.0	0	0	0
05/09/2019 14:00	0.0	0.0	0.0	0.0	0.0	0	0	0
05/09/2019 15:00	0.0	0.0	0.0	0.0	0.0	0	0	0
05/09/2019 16:00	0.0	0.0	0.0	0.0	0.0	0	0	0
05/09/2019 17:00	0.0	0.0	0.0	0.0	0.0	0	0	0
05/09/2019 18:00	0.0	0.0	0.0	0.0	0.0	0	0	0
05/09/2019 19:00	0.0	0.0	0.0	0.0	0.0	0	0	0
05/09/2019 20:00	0.0	0.0	0.0	0.0	0.0	0	0	0
05/09/2019 21:00	0.0	0.0	0.0	0.0	0.0	0	0	0
05/09/2019 22:00	0.0	0.0	0.0	0.0	0.0	0	0	0
05/09/2019 23:00	0.0	0.0	0.0	0.0	0.0	0	0	0
Average/Sum#:	0.0	0.0	0.0	0.0	0.0 #	0 #	0 #	0 #
Minimum:	0.0	0.0	0.0	0.0	0.0	0	0	0
Maximum:	0.0	0.0	0.0	0.0	0.0	0	0	0
%SI	100.00	100.00	100.00	100.00	100.00	0.00	0.00	0.00

# Daily Summary Report

CT1 - CO



From: 04/01/2019 00:00 To: 06/30/2019 23:59 Facility Name: COLUSA GENERATING STATION  
 Generated: 07/03/2019 08:40 Location: Maxwell, CA

Red = Invalid or Excluded Data | Green = Edited Status | Blue = Edited Value | \* = Excess Emission

Const. Value/Limit Tag:

	Unit CT1 CO, Ppm 1 Hour(s)	Unit CT1 O2, Dry, Pct 1 Hour(s)	Unit CT1 HI, MBtuPerHr 1 Hour(s)	> Limit Unit CT1 CO, _3Hr, Ppmvdc 1 Hour(s)	> Limit Unit CT1 CO, Lb 1 Hour(s)	Unit CT1 UnitOn, TF 1 Hour(s)	Unit CT2 NormalOp, TF 1 Hour(s)	Unit CT1 DBOn, TF 1 Hour(s)
05/10/2019 00:00	0.0	0.0	0.0	0.0	0.0	0	0	0
05/10/2019 01:00	0.0	0.0	0.0	0.0	0.0	0	0	0
05/10/2019 02:00	0.0	0.0	0.0	0.0	0.0	0	0	0
05/10/2019 03:00	0.0	0.0	0.0	0.0	0.0	0	0	0
05/10/2019 04:00	0.0	0.0	0.0	0.0	0.0	0	0	0
05/10/2019 05:00	0.0	0.0	0.0	0.0	0.0	0	0	0
05/10/2019 06:00	0.0	0.0	0.0	0.0	0.0	0	0	0
05/10/2019 07:00	0.0	0.0	0.0	0.0	0.0	0	0	0
05/10/2019 08:00	0.0	0.0	0.0	0.0	0.0	0	0	0
05/10/2019 09:00	0.0	0.0	0.0	0.0	0.0	0	0	0
05/10/2019 10:00	0.0	0.0	0.0	0.0	0.0	0	0	0
05/10/2019 11:00	0.0	0.0	0.0	0.0	0.0	0	0	0
05/10/2019 12:00	0.0	0.0	0.0	0.0	0.0	0	0	0
05/10/2019 13:00	0.0	0.0	0.0	0.0	0.0	0	0	0
05/10/2019 14:00	0.0	0.0	0.0	0.0	0.0	0	0	0
05/10/2019 15:00	0.0	0.0	0.0	0.0	0.0	0	0	0
05/10/2019 16:00	0.0	0.0	0.0	0.0	0.0	0	0	0
05/10/2019 17:00	0.0	0.0	0.0	0.0	0.0	0	0	0
05/10/2019 18:00	0.0	0.0	0.0	0.0	0.0	0	0	0
05/10/2019 19:00	0.0	0.0	0.0	0.0	0.0	0	0	0
05/10/2019 20:00	0.0	0.0	0.0	0.0	0.0	0	0	0
05/10/2019 21:00	0.0	0.0	0.0	0.0	0.0	0	0	0
05/10/2019 22:00	0.0	0.0	0.0	0.0	0.0	0	0	0
05/10/2019 23:00	0.0	0.0	0.0	0.0	0.0	0	0	0
Average/Sum#:	0.0	0.0	0.0	0.0	0.0 #	0 #	0 #	0 #
Minimum:	0.0	0.0	0.0	0.0	0.0	0	0	0
Maximum:	0.0	0.0	0.0	0.0	0.0	0	0	0
%SI	100.00	100.00	100.00	100.00	100.00	0.00	0.00	0.00

# Daily Summary Report

CT1 - CO



From: 04/01/2019 00:00 To: 06/30/2019 23:59 Facility Name: COLUSA GENERATING STATION  
 Generated: 07/03/2019 08:40 Location: Maxwell, CA

Red = Invalid or Excluded Data | Green = Edited Status | Blue = Edited Value | \* = Excess Emission

Const. Value/Limit Tag:

	Unit CT1 CO, Ppm 1 Hour(s)	Unit CT1 O2, Dry, Pct 1 Hour(s)	Unit CT1 HI, MBtuPerHr 1 Hour(s)	> Limit Unit CT1 CO, _3Hr, Ppmvdc 1 Hour(s)	> Limit Unit CT1 CO, Lb 1 Hour(s)	Unit CT1 UnitOn, TF 1 Hour(s)	Unit CT2 NormalOp, TF 1 Hour(s)	Unit CT1 DBOn, TF 1 Hour(s)
05/11/2019 00:00	0.0	0.0	0.0	0.0	0.0	0	0	0
05/11/2019 01:00	0.0	0.0	0.0	0.0	0.0	0	0	0
05/11/2019 02:00	0.0	0.0	0.0	0.0	0.0	0	0	0
05/11/2019 03:00	0.0	0.0	0.0	0.0	0.0	0	0	0
05/11/2019 04:00	0.0	0.0	0.0	0.0	0.0	0	0	0
05/11/2019 05:00	0.0	0.0	0.0	0.0	0.0	0	0	0
05/11/2019 06:00	0.0	0.0	0.0	0.0	0.0	0	0	0
05/11/2019 07:00	0.0	0.0	0.0	0.0	0.0	0	0	0
05/11/2019 08:00	0.0	0.0	0.0	0.0	0.0	0	0	0
05/11/2019 09:00	0.0	0.0	0.0	0.0	0.0	0	0	0
05/11/2019 10:00	0.0	0.0	0.0	0.0	0.0	0	0	0
05/11/2019 11:00	0.0	0.0	0.0	0.0	0.0	0	0	0
05/11/2019 12:00	0.0	0.0	0.0	0.0	0.0	0	0	0
05/11/2019 13:00	0.0	0.0	0.0	0.0	0.0	0	0	0
05/11/2019 14:00	0.0	0.0	0.0	0.0	0.0	0	0	0
05/11/2019 15:00	0.0	0.0	0.0	0.0	0.0	0	0	0
05/11/2019 16:00	0.0	0.0	0.0	0.0	0.0	0	0	0
05/11/2019 17:00	0.0	0.0	0.0	0.0	0.0	0	0	0
05/11/2019 18:00	0.0	0.0	0.0	0.0	0.0	0	0	0
05/11/2019 19:00	0.0	0.0	0.0	0.0	0.0	0	0	0
05/11/2019 20:00	0.0	0.0	0.0	0.0	0.0	0	0	0
05/11/2019 21:00	0.0	0.0	0.0	0.0	0.0	0	0	0
05/11/2019 22:00	0.0	0.0	0.0	0.0	0.0	0	0	0
05/11/2019 23:00	0.0	0.0	0.0	0.0	0.0	0	0	0
Average/Sum#:	0.0	0.0	0.0	0.0	0.0 #	0 #	0 #	0 #
Minimum:	0.0	0.0	0.0	0.0	0.0	0	0	0
Maximum:	0.0	0.0	0.0	0.0	0.0	0	0	0
%SI	100.00	100.00	100.00	100.00	100.00	0.00	0.00	0.00

# Daily Summary Report

CT1 - CO



From: 04/01/2019 00:00 To: 06/30/2019 23:59 Facility Name: COLUSA GENERATING STATION  
 Generated: 07/03/2019 08:40 Location: Maxwell, CA

Red = Invalid or Excluded Data | Green = Edited Status | Blue = Edited Value | \* = Excess Emission

Const. Value/Limit Tag:

	Unit CT1 CO, Ppm 1 Hour(s)	Unit CT1 O2, Dry, Pct 1 Hour(s)	Unit CT1 HI, MBtuPerHr 1 Hour(s)	> Limit Unit CT1 CO, _3Hr, Ppmvdc 1 Hour(s)	> Limit Unit CT1 CO, Lb 1 Hour(s)	Unit CT1 UnitOn, TF 1 Hour(s)	Unit CT2 NormalOp, TF 1 Hour(s)	Unit CT1 DBOn, TF 1 Hour(s)
05/12/2019 00:00	0.0	0.0	0.0	0.0	0.0	0	0	0
05/12/2019 01:00	0.0	0.0	0.0	0.0	0.0	0	0	0
05/12/2019 02:00	0.0	0.0	0.0	0.0	0.0	0	0	0
05/12/2019 03:00	0.0	0.0	0.0	0.0	0.0	0	0	0
05/12/2019 04:00	0.0	0.0	0.0	0.0	0.0	0	0	0
05/12/2019 05:00	0.0	0.0	0.0	0.0	0.0	0	0	0
05/12/2019 06:00	0.0	0.0	0.0	0.0	0.0	0	0	0
05/12/2019 07:00	0.0	0.0	0.0	0.0	0.0	0	0	0
05/12/2019 08:00	0.0	0.0	0.0	0.0	0.0	0	0	0
05/12/2019 09:00	0.0	0.0	0.0	0.0	0.0	0	0	0
05/12/2019 10:00	0.0	0.0	0.0	0.0	0.0	0	0	0
05/12/2019 11:00	0.0	0.0	0.0	0.0	0.0	0	0	0
05/12/2019 12:00	0.0	0.0	0.0	0.0	0.0	0	0	0
05/12/2019 13:00	0.0	0.0	0.0	0.0	0.0	0	0	0
05/12/2019 14:00	0.0	0.0	0.0	0.0	0.0	0	0	0
05/12/2019 15:00	0.0	0.0	0.0	0.0	0.0	0	0	0
05/12/2019 16:00	0.0	0.0	0.0	0.0	0.0	0	0	0
05/12/2019 17:00	0.0	0.0	0.0	0.0	0.0	0	0	0
05/12/2019 18:00	0.0	0.0	0.0	0.0	0.0	0	0	0
05/12/2019 19:00	0.0	0.0	0.0	0.0	0.0	0	0	0
05/12/2019 20:00	0.0	0.0	0.0	0.0	0.0	0	0	0
05/12/2019 21:00	0.0	0.0	0.0	0.0	0.0	0	0	0
05/12/2019 22:00	0.0	0.0	0.0	0.0	0.0	0	0	0
05/12/2019 23:00	0.0	0.0	0.0	0.0	0.0	0	0	0
Average/Sum#:	0.0	0.0	0.0	0.0	0.0 #	0 #	0 #	0 #
Minimum:	0.0	0.0	0.0	0.0	0.0	0	0	0
Maximum:	0.0	0.0	0.0	0.0	0.0	0	0	0
%SI	100.00	100.00	100.00	100.00	100.00	0.00	0.00	0.00

# Daily Summary Report

CT1 - CO



From: 04/01/2019 00:00 To: 06/30/2019 23:59 Facility Name: COLUSA GENERATING STATION  
 Generated: 07/03/2019 08:40 Location: Maxwell, CA

Red = Invalid or Excluded Data | Green = Edited Status | Blue = Edited Value | \* = Excess Emission

Const. Value/Limit Tag:

	Unit CT1 CO, Ppm 1 Hour(s)	Unit CT1 O2, Dry, Pct 1 Hour(s)	Unit CT1 HI, MBtuPerHr 1 Hour(s)	> Limit Unit CT1 CO, _3Hr, Ppmvdc 1 Hour(s)	> Limit Unit CT1 CO, Lb 1 Hour(s)	Unit CT1 UnitOn, TF 1 Hour(s)	Unit CT2 NormalOp, TF 1 Hour(s)	Unit CT1 DBOn, TF 1 Hour(s)
05/13/2019 00:00	0.0	0.0	0.0	0.0	0.0	0	0	0
05/13/2019 01:00	0.0	0.0	0.0	0.0	0.0	0	0	0
05/13/2019 02:00	0.0	0.0	0.0	0.0	0.0	0	0	0
05/13/2019 03:00	0.0	0.0	0.0	0.0	0.0	0	0	0
05/13/2019 04:00	0.0	0.0	0.0	0.0	0.0	0	0	0
05/13/2019 05:00	0.0	0.0	0.0	0.0	0.0	0	0	0
05/13/2019 06:00	0.0	0.0	0.0	0.0	0.0	0	0	0
05/13/2019 07:00	0.0	0.0	0.0	0.0	0.0	0	0	0
05/13/2019 08:00	0.0	0.0	0.0	0.0	0.0	0	0	0
05/13/2019 09:00	0.0	0.0	0.0	0.0	0.0	0	0	0
05/13/2019 10:00	0.0	0.0	0.0	0.0	0.0	0	0	0
05/13/2019 11:00	0.0	0.0	0.0	0.0	0.0	0	0	0
05/13/2019 12:00	0.0	0.0	0.0	0.0	0.0	0	0	0
05/13/2019 13:00	0.0	0.0	0.0	0.0	0.0	0	0	0
05/13/2019 14:00	0.0	0.0	0.0	0.0	0.0	0	0	0
05/13/2019 15:00	0.0	0.0	0.0	0.0	0.0	0	0	0
05/13/2019 16:00	0.0	0.0	0.0	0.0	0.0	0	0	0
05/13/2019 17:00	0.0	0.0	0.0	0.0	0.0	0	0	0
05/13/2019 18:00	0.0	0.0	0.0	0.0	0.0	0	0	0
05/13/2019 19:00	0.0	0.0	0.0	0.0	0.0	0	0	0
05/13/2019 20:00	0.0	0.0	0.0	0.0	0.0	0	0	0
05/13/2019 21:00	0.0	0.0	0.0	0.0	0.0	0	0	0
05/13/2019 22:00	0.0	0.0	0.0	0.0	0.0	0	0	0
05/13/2019 23:00	0.0	0.0	0.0	0.0	0.0	0	0	0
<b>Average/Sum#:</b>	0.0	0.0	0.0	0.0	0.0 #	0 #	0 #	0 #
<b>Minimum:</b>	0.0	0.0	0.0	0.0	0.0	0	0	0
<b>Maximum:</b>	0.0	0.0	0.0	0.0	0.0	0	0	0
<b>%SI</b>	100.00	100.00	100.00	100.00	100.00	0.00	0.00	0.00



# Daily Summary Report

CT1 - CO



From: 04/01/2019 00:00 To: 06/30/2019 23:59 Facility Name: COLUSA GENERATING STATION  
 Generated: 07/03/2019 08:40 Location: Maxwell, CA

Red = Invalid or Excluded Data | Green = Edited Status | Blue = Edited Value | \* = Excess Emission

Const. Value/Limit Tag:

	Unit CT1 CO, Ppm 1 Hour(s)	Unit CT1 O2, Dry, Pct 1 Hour(s)	Unit CT1 HI, MBtuPerHr 1 Hour(s)	> Limit Unit CT1 CO, _3Hr, Ppmvdc 1 Hour(s)	> Limit Unit CT1 CO, Lb 1 Hour(s)	Unit CT1 UnitOn, TF 1 Hour(s)	Unit CT2 NormalOp, TF 1 Hour(s)	Unit CT1 DBOn, TF 1 Hour(s)
05/14/2019 00:00	0.0	0.0	0.0	0.0	0.0	0	0	0
05/14/2019 01:00	0.0	0.0	0.0	0.0	0.0	0	0	0
05/14/2019 02:00	0.0	0.0	0.0	0.0	0.0	0	0	0
05/14/2019 03:00	0.0	0.0	0.0	0.0	0.0	0	0	0
05/14/2019 04:00	0.0	0.0	0.0	0.0	0.0	0	0	0
05/14/2019 05:00	0.0	0.0	0.0	0.0	0.0	0	0	0
05/14/2019 06:00	0.0	0.0	0.0	0.0	0.0	0	0	0
05/14/2019 07:00	0.0	0.0	0.0	0.0	0.0	0	0	0
05/14/2019 08:00	0.0	0.0	0.0	0.0	0.0	0	0	0
05/14/2019 09:00	0.0	0.0	0.0	0.0	0.0	0	0	0
05/14/2019 10:00	0.0	0.0	0.0	0.0	0.0	0	0	0
05/14/2019 11:00	0.0	0.0	0.0	0.0	0.0	0	0	0
05/14/2019 12:00	0.0	0.0	0.0	0.0	0.0	0	0	0
05/14/2019 13:00	0.0	0.0	0.0	0.0	0.0	0	0	0
05/14/2019 14:00	0.0	0.0	0.0	0.0	0.0	0	0	0
05/14/2019 15:00	0.0	0.0	0.0	0.0	0.0	0	0	0
05/14/2019 16:00	0.0	0.0	0.0	0.0	0.0	0	0	0
05/14/2019 17:00	0.0	0.0	0.0	0.0	0.0	0	0	0
05/14/2019 18:00	0.0	0.0	0.0	0.0	0.0	0	0	0
05/14/2019 19:00	0.0	0.0	0.0	0.0	0.0	0	0	0
05/14/2019 20:00	0.0	0.0	0.0	0.0	0.0	0	0	0
05/14/2019 21:00	0.0	0.0	0.0	0.0	0.0	0	0	0
05/14/2019 22:00	0.0	0.0	0.0	0.0	0.0	0	0	0
05/14/2019 23:00	0.0	0.0	0.0	0.0	0.0	0	0	0
Average/Sum#:	0.0	0.0	0.0	0.0	0.0 #	0 #	0 #	0 #
Minimum:	0.0	0.0	0.0	0.0	0.0	0	0	0
Maximum:	0.0	0.0	0.0	0.0	0.0	0	0	0
%SI	100.00	100.00	100.00	100.00	100.00	0.00	0.00	0.00

# Daily Summary Report

CT1 - CO



From: 04/01/2019 00:00 To: 06/30/2019 23:59 Facility Name: COLUSA GENERATING STATION  
 Generated: 07/03/2019 08:40 Location: Maxwell, CA

Red = Invalid or Excluded Data | Green = Edited Status | Blue = Edited Value | \* = Excess Emission

Const. Value/Limit Tag:

	Unit CT1 CO, Ppm 1 Hour(s)	Unit CT1 O2, Dry, Pct 1 Hour(s)	Unit CT1 HI, MBtuPerHr 1 Hour(s)	> Limit Unit CT1 CO, _3Hr, Ppmvdc 1 Hour(s)	> Limit Unit CT1 CO, Lb 1 Hour(s)	Unit CT1 UnitOn, TF 1 Hour(s)	Unit CT2 NormalOp, TF 1 Hour(s)	Unit CT1 DBOn, TF 1 Hour(s)
05/15/2019 00:00	0.0	0.0	0.0	0.0	0.0	0	0	0
05/15/2019 01:00	0.0	0.0	0.0	0.0	0.0	0	0	0
05/15/2019 02:00	0.0	0.0	0.0	0.0	0.0	0	0	0
05/15/2019 03:00	0.0	0.0	0.0	0.0	0.0	0	0	0
05/15/2019 04:00	0.0	0.0	0.0	0.0	0.0	0	0	0
05/15/2019 05:00	0.0	0.0	0.0	0.0	0.0	0	0	0
05/15/2019 06:00	0.0	0.0	0.0	0.0	0.0	0	0	0
05/15/2019 07:00	0.0	0.0	0.0	0.0	0.0	0	0	0
05/15/2019 08:00	0.0	0.0	0.0	0.0	0.0	0	0	0
05/15/2019 09:00	0.0	0.0	0.0	0.0	0.0	0	0	0
05/15/2019 10:00	0.0	0.0	0.0	0.0	0.0	0	0	0
05/15/2019 11:00	0.0	0.0	0.0	0.0	0.0	0	0	0
05/15/2019 12:00	0.0	0.0	0.0	0.0	0.0	0	0	0
05/15/2019 13:00	0.0	0.0	0.0	0.0	0.0	0	0	0
05/15/2019 14:00	0.0	0.0	0.0	0.0	0.0	0	0	0
05/15/2019 15:00	0.0	0.0	0.0	0.0	0.0	0	0	0
05/15/2019 16:00	0.0	0.0	0.0	0.0	0.0	0	0	0
05/15/2019 17:00	0.0	0.0	0.0	0.0	0.0	0	0	0
05/15/2019 18:00	0.0	0.0	0.0	0.0	0.0	0	0	0
05/15/2019 19:00	0.0	0.0	0.0	0.0	0.0	0	0	0
05/15/2019 20:00	0.0	0.0	0.0	0.0	0.0	0	0	0
05/15/2019 21:00	0.0	0.0	0.0	0.0	0.0	0	0	0
05/15/2019 22:00	0.0	0.0	0.0	0.0	0.0	0	0	0
05/15/2019 23:00	0.0	0.0	0.0	0.0	0.0	0	0	0
Average/Sum#:	0.0	0.0	0.0	0.0	0.0 #	0 #	0 #	0 #
Minimum:	0.0	0.0	0.0	0.0	0.0	0	0	0
Maximum:	0.0	0.0	0.0	0.0	0.0	0	0	0
%SI	100.00	100.00	100.00	100.00	100.00	0.00	0.00	0.00

# Daily Summary Report

CT1 - CO



From: 04/01/2019 00:00 To: 06/30/2019 23:59 Facility Name: COLUSA GENERATING STATION  
 Generated: 07/03/2019 08:40 Location: Maxwell, CA

Red = Invalid or Excluded Data | Green = Edited Status | Blue = Edited Value | \* = Excess Emission

Const. Value/Limit Tag:

	Unit CT1 CO, Ppm 1 Hour(s)	Unit CT1 O2, Dry, Pct 1 Hour(s)	Unit CT1 HI, MBtuPerHr 1 Hour(s)	> Limit Unit CT1 CO, _3Hr, Ppmvdc 1 Hour(s)	> Limit Unit CT1 CO, Lb 1 Hour(s)	Unit CT1 UnitOn, TF 1 Hour(s)	Unit CT2 NormalOp, TF 1 Hour(s)	Unit CT1 DBOn, TF 1 Hour(s)
05/16/2019 00:00	0.0	0.0	0.0	0.0	0.0	0	0	0
05/16/2019 01:00	0.0	0.0	0.0	0.0	0.0	0	0	0
05/16/2019 02:00	0.0	0.0	0.0	0.0	0.0	0	0	0
05/16/2019 03:00	0.0	0.0	0.0	0.0	0.0	0	0	0
05/16/2019 04:00	0.0	0.0	0.0	0.0	0.0	0	0	0
05/16/2019 05:00	0.0	0.0	0.0	0.0	0.0	0	0	0
05/16/2019 06:00	0.0	0.0	0.0	0.0	0.0	0	0	0
05/16/2019 07:00	0.0	0.0	0.0	0.0	0.0	0	0	0
05/16/2019 08:00	0.0	0.0	0.0	0.0	0.0	0	0	0
05/16/2019 09:00	0.0	0.0	0.0	0.0	0.0	0	0	0
05/16/2019 10:00	0.0	0.0	0.0	0.0	0.0	0	0	0
05/16/2019 11:00	0.0	0.0	0.0	0.0	0.0	0	0	0
05/16/2019 12:00	0.0	0.0	0.0	0.0	0.0	0	0	0
05/16/2019 13:00	0.0	0.0	0.0	0.0	0.0	0	0	0
05/16/2019 14:00	0.0	0.0	0.0	0.0	0.0	0	0	0
05/16/2019 15:00	0.0	0.0	0.0	0.0	0.0	0	0	0
05/16/2019 16:00	0.0	0.0	0.0	0.0	0.0	0	0	0
05/16/2019 17:00	0.0	0.0	0.0	0.0	0.0	0	0	0
05/16/2019 18:00	0.0	0.0	0.0	0.0	0.0	0	0	0
05/16/2019 19:00	0.0	0.0	0.0	0.0	0.0	0	0	0
05/16/2019 20:00	0.0	0.0	0.0	0.0	0.0	0	0	0
05/16/2019 21:00	0.0	0.0	0.0	0.0	0.0	0	0	0
05/16/2019 22:00	0.0	0.0	0.0	0.0	0.0	0	0	0
05/16/2019 23:00	0.0	0.0	0.0	0.0	0.0	0	0	0
Average/Sum#:	0.0	0.0	0.0	0.0	0.0 #	0 #	0 #	0 #
Minimum:	0.0	0.0	0.0	0.0	0.0	0	0	0
Maximum:	0.0	0.0	0.0	0.0	0.0	0	0	0
%SI	100.00	100.00	100.00	100.00	100.00	0.00	0.00	0.00

# Daily Summary Report

CT1 - CO



From: 04/01/2019 00:00 To: 06/30/2019 23:59 Facility Name: COLUSA GENERATING STATION  
 Generated: 07/03/2019 08:40 Location: Maxwell, CA

Red = Invalid or Excluded Data | Green = Edited Status | Blue = Edited Value | \* = Excess Emission

Const. Value/Limit Tag:

	Unit CT1 CO, Ppm 1 Hour(s)	Unit CT1 O2, Dry, Pct 1 Hour(s)	Unit CT1 HI, MBtuPerHr 1 Hour(s)	> Limit Unit CT1 CO, _3Hr, Ppmvdc 1 Hour(s)	> Limit Unit CT1 CO, Lb 1 Hour(s)	Unit CT1 UnitOn, TF 1 Hour(s)	Unit CT2 NormalOp, TF 1 Hour(s)	Unit CT1 DBOn, TF 1 Hour(s)
05/17/2019 00:00	0.0	0.0	0.0	0.0	0.0	0	0	0
05/17/2019 01:00	0.0	0.0	0.0	0.0	0.0	0	0	0
05/17/2019 02:00	0.0	0.0	0.0	0.0	0.0	0	0	0
05/17/2019 03:00	0.0	0.0	0.0	0.0	0.0	0	0	0
05/17/2019 04:00	0.0	0.0	0.0	0.0	0.0	0	0	0
05/17/2019 05:00	0.0	0.0	0.0	0.0	0.0	0	0	0
05/17/2019 06:00	0.0	0.0	0.0	0.0	0.0	0	0	0
05/17/2019 07:00	0.0	0.0	0.0	0.0	0.0	0	0	0
05/17/2019 08:00	0.0	0.0	0.0	0.0	0.0	0	0	0
05/17/2019 09:00	0.0	0.0	0.0	0.0	0.0	0	0	0
05/17/2019 10:00	0.0	0.0	0.0	0.0	0.0	0	0	0
05/17/2019 11:00	0.0	0.0	0.0	0.0	0.0	0	0	0
05/17/2019 12:00	0.0	0.0	0.0	0.0	0.0	0	0	0
05/17/2019 13:00	0.0	0.0	0.0	0.0	0.0	0	0	0
05/17/2019 14:00	0.0	0.0	0.0	0.0	0.0	0	0	0
05/17/2019 15:00	0.0	0.0	0.0	0.0	0.0	0	0	0
05/17/2019 16:00	0.0	0.0	0.0	0.0	0.0	0	0	0
05/17/2019 17:00	0.0	0.0	0.0	0.0	0.0	0	0	0
05/17/2019 18:00	0.0	0.0	0.0	0.0	0.0	0	0	0
05/17/2019 19:00	0.0	0.0	0.0	0.0	0.0	0	0	0
05/17/2019 20:00	0.0	0.0	0.0	0.0	0.0	0	0	0
05/17/2019 21:00	0.0	0.0	0.0	0.0	0.0	0	0	0
05/17/2019 22:00	0.0	0.0	0.0	0.0	0.0	0	0	0
05/17/2019 23:00	0.0	0.0	0.0	0.0	0.0	0	0	0
Average/Sum#:	0.0	0.0	0.0	0.0	0.0 #	0 #	0 #	0 #
Minimum:	0.0	0.0	0.0	0.0	0.0	0	0	0
Maximum:	0.0	0.0	0.0	0.0	0.0	0	0	0
%SI	100.00	100.00	100.00	100.00	100.00	0.00	0.00	0.00

# Daily Summary Report

CT1 - CO



From: 04/01/2019 00:00 To: 06/30/2019 23:59 Facility Name: COLUSA GENERATING STATION  
 Generated: 07/03/2019 08:40 Location: Maxwell, CA

Red = Invalid or Excluded Data | Green = Edited Status | Blue = Edited Value | \* = Excess Emission

Const. Value/Limit Tag:

	Unit CT1 CO, Ppm 1 Hour(s)	Unit CT1 O2, Dry, Pct 1 Hour(s)	Unit CT1 HI, MBtuPerHr 1 Hour(s)	> Limit Unit CT1 CO, _3Hr, Ppmvdc 1 Hour(s)	> Limit Unit CT1 CO, Lb 1 Hour(s)	Unit CT1 UnitOn, TF 1 Hour(s)	Unit CT2 NormalOp, TF 1 Hour(s)	Unit CT1 DBOn, TF 1 Hour(s)
05/18/2019 00:00	0.0	0.0	0.0	0.0	0.0	0	0	0
05/18/2019 01:00	0.0	0.0	0.0	0.0	0.0	0	0	0
05/18/2019 02:00	0.0	0.0	0.0	0.0	0.0	0	0	0
05/18/2019 03:00	0.0	0.0	0.0	0.0	0.0	0	0	0
05/18/2019 04:00	0.0	0.0	0.0	0.0	0.0	0	0	0
05/18/2019 05:00	0.0	0.0	0.0	0.0	0.0	0	0	0
05/18/2019 06:00	0.0	0.0	0.0	0.0	0.0	0	0	0
05/18/2019 07:00	0.0	0.0	0.0	0.0	0.0	0	0	0
05/18/2019 08:00	0.0	0.0	0.0	0.0	0.0	0	0	0
05/18/2019 09:00	0.0	0.0	0.0	0.0	0.0	0	0	0
05/18/2019 10:00	0.0	0.0	0.0	0.0	0.0	0	0	0
05/18/2019 11:00	0.0	0.0	0.0	0.0	0.0	0	0	0
05/18/2019 12:00	0.0	0.0	0.0	0.0	0.0	0	0	0
05/18/2019 13:00	0.0	0.0	0.0	0.0	0.0	0	0	0
05/18/2019 14:00	0.0	0.0	0.0	0.0	0.0	0	0	0
05/18/2019 15:00	0.0	0.0	0.0	0.0	0.0	0	0	0
05/18/2019 16:00	0.0	0.0	0.0	0.0	0.0	0	0	0
05/18/2019 17:00	0.0	0.0	0.0	0.0	0.0	0	0	0
05/18/2019 18:00	0.0	0.0	0.0	0.0	0.0	0	0	0
05/18/2019 19:00	0.0	0.0	0.0	0.0	0.0	0	0	0
05/18/2019 20:00	0.0	0.0	0.0	0.0	0.0	0	0	0
05/18/2019 21:00	0.0	0.0	0.0	0.0	0.0	0	0	0
05/18/2019 22:00	0.0	0.0	0.0	0.0	0.0	0	0	0
05/18/2019 23:00	0.0	0.0	0.0	0.0	0.0	0	0	0
Average/Sum#:	0.0	0.0	0.0	0.0	0.0 #	0 #	0 #	0 #
Minimum:	0.0	0.0	0.0	0.0	0.0	0	0	0
Maximum:	0.0	0.0	0.0	0.0	0.0	0	0	0
%SI	100.00	100.00	100.00	100.00	100.00	0.00	0.00	0.00

# Daily Summary Report

CT1 - CO



From: 04/01/2019 00:00 To: 06/30/2019 23:59 Facility Name: COLUSA GENERATING STATION  
 Generated: 07/03/2019 08:40 Location: Maxwell, CA

Red = Invalid or Excluded Data | Green = Edited Status | Blue = Edited Value | \* = Excess Emission

Const. Value/Limit Tag:

	Unit CT1 CO, Ppm 1 Hour(s)	Unit CT1 O2, Dry, Pct 1 Hour(s)	Unit CT1 HI, MBtuPerHr 1 Hour(s)	> Limit Unit CT1 CO, _3Hr, Ppmvdc 1 Hour(s)	> Limit Unit CT1 CO, Lb 1 Hour(s)	Unit CT1 UnitOn, TF 1 Hour(s)	Unit CT2 NormalOp, TF 1 Hour(s)	Unit CT1 DBOn, TF 1 Hour(s)
05/19/2019 00:00	0.0	0.0	0.0	0.0	0.0	0	0	0
05/19/2019 01:00	0.0	0.0	0.0	0.0	0.0	0	0	0
05/19/2019 02:00	0.0	0.0	0.0	0.0	0.0	0	0	0
05/19/2019 03:00	0.0	0.0	0.0	0.0	0.0	0	0	0
05/19/2019 04:00	0.0	0.0	0.0	0.0	0.0	0	0	0
05/19/2019 05:00	0.0	0.0	0.0	0.0	0.0	0	0	0
05/19/2019 06:00	0.0	0.0	0.0	0.0	0.0	0	0	0
05/19/2019 07:00	0.0	0.0	0.0	0.0	0.0	0	0	0
05/19/2019 08:00	0.0	0.0	0.0	0.0	0.0	0	0	0
05/19/2019 09:00	0.0	0.0	0.0	0.0	0.0	0	0	0
05/19/2019 10:00	0.0	0.0	0.0	0.0	0.0	0	0	0
05/19/2019 11:00	0.0	0.0	0.0	0.0	0.0	0	0	0
05/19/2019 12:00	0.0	0.0	0.0	0.0	0.0	0	0	0
05/19/2019 13:00	0.0	0.0	0.0	0.0	0.0	0	0	0
05/19/2019 14:00	0.0	0.0	0.0	0.0	0.0	0	0	0
05/19/2019 15:00	0.0	0.0	0.0	0.0	0.0	0	0	0
05/19/2019 16:00	0.0	0.0	0.0	0.0	0.0	0	0	0
05/19/2019 17:00	0.0	0.0	0.0	0.0	0.0	0	0	0
05/19/2019 18:00	0.0	0.0	0.0	0.0	0.0	0	0	0
05/19/2019 19:00	0.0	0.0	0.0	0.0	0.0	0	0	0
05/19/2019 20:00	0.0	0.0	0.0	0.0	0.0	0	0	0
05/19/2019 21:00	0.0	0.0	0.0	0.0	0.0	0	0	0
05/19/2019 22:00	0.0	0.0	0.0	0.0	0.0	0	0	0
05/19/2019 23:00	0.0	0.0	0.0	0.0	0.0	0	0	0
Average/Sum#:	0.0	0.0	0.0	0.0	0.0 #	0 #	0 #	0 #
Minimum:	0.0	0.0	0.0	0.0	0.0	0	0	0
Maximum:	0.0	0.0	0.0	0.0	0.0	0	0	0
%SI	100.00	100.00	100.00	100.00	100.00	0.00	0.00	0.00

# Daily Summary Report

CT1 - CO



From: 04/01/2019 00:00 To: 06/30/2019 23:59 Facility Name: COLUSA GENERATING STATION  
 Generated: 07/03/2019 08:40 Location: Maxwell, CA

Red = Invalid or Excluded Data | Green = Edited Status | Blue = Edited Value | \* = Excess Emission

Const. Value/Limit Tag:

	Unit CT1 CO, Ppm 1 Hour(s)	Unit CT1 O2, Dry, Pct 1 Hour(s)	Unit CT1 HI, MBtuPerHr 1 Hour(s)	> Limit Unit CT1 CO, _3Hr, Ppmvdc 1 Hour(s)	> Limit Unit CT1 CO, Lb 1 Hour(s)	Unit CT1 UnitOn, TF 1 Hour(s)	Unit CT2 NormalOp, TF 1 Hour(s)	Unit CT1 DBOn, TF 1 Hour(s)
05/20/2019 00:00	0.0	0.0	0.0	0.0	0.0	0	0	0
05/20/2019 01:00	0.0	0.0	0.0	0.0	0.0	0	0	0
05/20/2019 02:00	0.0	0.0	0.0	0.0	0.0	0	0	0
05/20/2019 03:00	0.0	0.0	0.0	0.0	0.0	0	0	0
05/20/2019 04:00	0.0	0.0	0.0	0.0	0.0	0	0	0
05/20/2019 05:00	0.0	0.0	0.0	0.0	0.0	0	0	0
05/20/2019 06:00	0.0	0.0	0.0	0.0	0.0	0	0	0
05/20/2019 07:00	0.0	0.0	0.0	0.0	0.0	0	0	0
05/20/2019 08:00	0.0	0.0	0.0	0.0	0.0	0	0	0
05/20/2019 09:00	0.0	0.0	0.0	0.0	0.0	0	0	0
05/20/2019 10:00	0.0	0.0	0.0	0.0	0.0	0	0	0
05/20/2019 11:00	0.0	0.0	0.0	0.0	0.0	0	0	0
05/20/2019 12:00	0.0	0.0	0.0	0.0	0.0	0	0	0
05/20/2019 13:00	0.0	0.0	0.0	0.0	0.0	0	0	0
05/20/2019 14:00	0.0	0.0	0.0	0.0	0.0	0	0	0
05/20/2019 15:00	0.0	0.0	0.0	0.0	0.0	0	0	0
05/20/2019 16:00	0.0	0.0	0.0	0.0	0.0	0	0	0
05/20/2019 17:00	0.0	0.0	0.0	0.0	0.0	0	0	0
05/20/2019 18:00	0.0	0.0	0.0	0.0	0.0	0	0	0
05/20/2019 19:00	0.0	0.0	0.0	0.0	0.0	0	0	0
05/20/2019 20:00	0.0	0.0	0.0	0.0	0.0	0	0	0
05/20/2019 21:00	0.0	0.0	0.0	0.0	0.0	0	0	0
05/20/2019 22:00	0.0	0.0	0.0	0.0	0.0	0	0	0
05/20/2019 23:00	0.0	0.0	0.0	0.0	0.0	0	0	0
Average/Sum#:	0.0	0.0	0.0	0.0	0.0 #	0 #	0 #	0 #
Minimum:	0.0	0.0	0.0	0.0	0.0	0	0	0
Maximum:	0.0	0.0	0.0	0.0	0.0	0	0	0
%SI	100.00	100.00	100.00	100.00	100.00	0.00	0.00	0.00

# Daily Summary Report

CT1 - CO



From: 04/01/2019 00:00 To: 06/30/2019 23:59 Facility Name: COLUSA GENERATING STATION  
 Generated: 07/03/2019 08:40 Location: Maxwell, CA

Red = Invalid or Excluded Data | Green = Edited Status | Blue = Edited Value | \* = Excess Emission

Const. Value/Limit Tag:

	Unit CT1 CO, Ppm 1 Hour(s)	Unit CT1 O2, Dry, Pct 1 Hour(s)	Unit CT1 HI, MBtuPerHr 1 Hour(s)	> Limit Unit CT1 CO, _3Hr, Ppmvdc 1 Hour(s)	> Limit Unit CT1 CO, Lb 1 Hour(s)	Unit CT1 UnitOn, TF 1 Hour(s)	Unit CT2 NormalOp, TF 1 Hour(s)	Unit CT1 DBOn, TF 1 Hour(s)
05/21/2019 00:00	0.0	0.0	0.0	0.0	0.0	0	0	0
05/21/2019 01:00	0.0	0.0	0.0	0.0	0.0	0	0	0
05/21/2019 02:00	0.0	0.0	0.0	0.0	0.0	0	0	0
05/21/2019 03:00	0.0	0.0	0.0	0.0	0.0	0	0	0
05/21/2019 04:00	0.0	0.0	0.0	0.0	0.0	0	0	0
05/21/2019 05:00	0.0	0.0	0.0	0.0	0.0	0	0	0
05/21/2019 06:00	0.0	0.0	0.0	0.0	0.0	0	0	0
05/21/2019 07:00	0.0	0.0	0.0	0.0	0.0	0	0	0
05/21/2019 08:00	0.0	0.0	0.0	0.0	0.0	0	0	0
05/21/2019 09:00	0.0	0.0	0.0	0.0	0.0	0	0	0
05/21/2019 10:00	0.0	0.0	0.0	0.0	0.0	0	0	0
05/21/2019 11:00	0.0	0.0	0.0	0.0	0.0	0	0	0
05/21/2019 12:00	0.0	0.0	0.0	0.0	0.0	0	0	0
05/21/2019 13:00	0.0	0.0	0.0	0.0	0.0	0	0	0
05/21/2019 14:00	0.0	0.0	0.0	0.0	0.0	0	0	0
05/21/2019 15:00	0.0	0.0	0.0	0.0	0.0	0	0	0
05/21/2019 16:00	0.0	0.0	0.0	0.0	0.0	0	0	0
05/21/2019 17:00	0.0	0.0	0.0	0.0	0.0	0	0	0
05/21/2019 18:00	0.0	0.0	0.0	0.0	0.0	0	0	0
05/21/2019 19:00	0.0	0.0	0.0	0.0	0.0	0	0	0
05/21/2019 20:00	0.0	0.0	0.0	0.0	0.0	0	0	0
05/21/2019 21:00	0.0	0.0	0.0	0.0	0.0	0	0	0
05/21/2019 22:00	0.0	0.0	0.0	0.0	0.0	0	0	0
05/21/2019 23:00	0.0	0.0	0.0	0.0	0.0	0	0	0
Average/Sum#:	0.0	0.0	0.0	0.0	0.0 #	0 #	0 #	0 #
Minimum:	0.0	0.0	0.0	0.0	0.0	0	0	0
Maximum:	0.0	0.0	0.0	0.0	0.0	0	0	0
%SI	100.00	100.00	100.00	100.00	100.00	0.00	0.00	0.00



# Daily Summary Report

CT1 - CO



From: 04/01/2019 00:00 To: 06/30/2019 23:59 Facility Name: COLUSA GENERATING STATION  
 Generated: 07/03/2019 08:40 Location: Maxwell, CA

Red = Invalid or Excluded Data | Green = Edited Status | Blue = Edited Value | \* = Excess Emission

Const. Value/Limit Tag:

	Unit CT1 CO, Ppm 1 Hour(s)	Unit CT1 O2, Dry, Pct 1 Hour(s)	Unit CT1 HI, MBtuPerHr 1 Hour(s)	> Limit Unit CT1 CO, _3Hr, Ppmvdc 1 Hour(s)	> Limit Unit CT1 CO, Lb 1 Hour(s)	Unit CT1 UnitOn, TF 1 Hour(s)	Unit CT2 NormalOp, TF 1 Hour(s)	Unit CT1 DBOn, TF 1 Hour(s)
05/22/2019 00:00	0.0	0.0	0.0	0.0	0.0	0	0	0
05/22/2019 01:00	0.0	0.0	0.0	0.0	0.0	0	0	0
05/22/2019 02:00	0.0	0.0	0.0	0.0	0.0	0	0	0
05/22/2019 03:00	0.0	0.0	0.0	0.0	0.0	0	0	0
05/22/2019 04:00	0.0	0.0	0.0	0.0	0.0	0	0	0
05/22/2019 05:00	0.0	0.0	0.0	0.0	0.0	0	0	0
05/22/2019 06:00	0.0	0.0	0.0	0.0	0.0	0	0	0
05/22/2019 07:00	0.0	0.0	0.0	0.0	0.0	0	0	0
05/22/2019 08:00	0.0	0.0	0.0	0.0	0.0	0	0	0
05/22/2019 09:00	0.0	0.0	0.0	0.0	0.0	0	0	0
05/22/2019 10:00	0.0	0.0	0.0	0.0	0.0	0	0	0
05/22/2019 11:00	0.0	0.0	0.0	0.0	0.0	0	0	0
05/22/2019 12:00	0.0	0.0	0.0	0.0	0.0	0	0	0
05/22/2019 13:00	0.0	0.0	0.0	0.0	0.0	0	0	0
05/22/2019 14:00	0.0	0.0	0.0	0.0	0.0	0	0	0
05/22/2019 15:00	0.0	0.0	0.0	0.0	0.0	0	0	0
05/22/2019 16:00	0.0	0.0	0.0	0.0	0.0	0	0	0
05/22/2019 17:00	0.0	0.0	0.0	0.0	0.0	0	0	0
05/22/2019 18:00	0.0	0.0	0.0	0.0	0.0	0	0	0
05/22/2019 19:00	0.0	0.0	0.0	0.0	0.0	0	0	0
05/22/2019 20:00	0.0	0.0	0.0	0.0	0.0	0	0	0
05/22/2019 21:00	0.0	0.0	0.0	0.0	0.0	0	0	0
05/22/2019 22:00	0.0	0.0	0.0	0.0	0.0	0	0	0
05/22/2019 23:00	0.0	0.0	0.0	0.0	0.0	0	0	0
Average/Sum#:	0.0	0.0	0.0	0.0	0.0 #	0 #	0 #	0 #
Minimum:	0.0	0.0	0.0	0.0	0.0	0	0	0
Maximum:	0.0	0.0	0.0	0.0	0.0	0	0	0
%SI	100.00	100.00	100.00	100.00	100.00	0.00	0.00	0.00

# Daily Summary Report

CT1 - CO



From: 04/01/2019 00:00 To: 06/30/2019 23:59 Facility Name: COLUSA GENERATING STATION  
 Generated: 07/03/2019 08:40 Location: Maxwell, CA

Red = Invalid or Excluded Data | Green = Edited Status | Blue = Edited Value | \* = Excess Emission

Const. Value/Limit Tag:

	Unit CT1 CO, Ppm 1 Hour(s)	Unit CT1 O2, Dry, Pct 1 Hour(s)	Unit CT1 HI, MBtuPerHr 1 Hour(s)	> Limit Unit CT1 CO, _3Hr, Ppmvdc 1 Hour(s)	> Limit Unit CT1 CO, Lb 1 Hour(s)	Unit CT1 UnitOn, TF 1 Hour(s)	Unit CT2 NormalOp, TF 1 Hour(s)	Unit CT1 DBOn, TF 1 Hour(s)
05/23/2019 00:00	0.0	0.0	0.0	0.0	0.0	0	0	0
05/23/2019 01:00	0.0	0.0	0.0	0.0	0.0	0	0	0
05/23/2019 02:00	0.0	0.0	0.0	0.0	0.0	0	0	0
05/23/2019 03:00	0.0	0.0	0.0	0.0	0.0	0	0	0
05/23/2019 04:00	0.0	0.0	0.0	0.0	0.0	0	0	0
05/23/2019 05:00	0.0	0.0	0.0	0.0	0.0	0	0	0
05/23/2019 06:00	0.0	0.0	0.0	0.0	0.0	0	0	0
05/23/2019 07:00	0.0	0.0	0.0	0.0	0.0	0	0	0
05/23/2019 08:00	0.0	0.0	0.0	0.0	0.0	0	0	0
05/23/2019 09:00	0.0	0.0	0.0	0.0	0.0	0	0	0
05/23/2019 10:00	0.0	0.0	0.0	0.0	0.0	0	0	0
05/23/2019 11:00	0.0	0.0	0.0	0.0	0.0	0	0	0
05/23/2019 12:00	0.0	0.0	0.0	0.0	0.0	0	0	0
05/23/2019 13:00	0.0	0.0	0.0	0.0	0.0	0	0	0
05/23/2019 14:00	0.0	0.0	0.0	0.0	0.0	0	0	0
05/23/2019 15:00	0.0	0.0	0.0	0.0	0.0	0	0	0
05/23/2019 16:00	0.0	0.0	0.0	0.0	0.0	0	0	0
05/23/2019 17:00	0.0	0.0	0.0	0.0	0.0	0	0	0
05/23/2019 18:00	0.0	0.0	0.0	0.0	0.0	0	0	0
05/23/2019 19:00	0.0	0.0	0.0	0.0	0.0	0	0	0
05/23/2019 20:00	0.0	0.0	0.0	0.0	0.0	0	0	0
05/23/2019 21:00	0.0	0.0	0.0	0.0	0.0	0	0	0
05/23/2019 22:00	0.0	0.0	0.0	0.0	0.0	0	0	0
05/23/2019 23:00	0.0	0.0	0.0	0.0	0.0	0	0	0
Average/Sum#:	0.0	0.0	0.0	0.0	0.0 #	0 #	0 #	0 #
Minimum:	0.0	0.0	0.0	0.0	0.0	0	0	0
Maximum:	0.0	0.0	0.0	0.0	0.0	0	0	0
%SI	100.00	100.00	100.00	100.00	100.00	0.00	0.00	0.00

# Daily Summary Report

CT1 - CO



From: 04/01/2019 00:00 To: 06/30/2019 23:59 Facility Name: COLUSA GENERATING STATION  
 Generated: 07/03/2019 08:40 Location: Maxwell, CA

Red = Invalid or Excluded Data | Green = Edited Status | Blue = Edited Value | \* = Excess Emission

Const. Value/Limit Tag:

	Unit CT1 CO, Ppm 1 Hour(s)	Unit CT1 O2, Dry, Pct 1 Hour(s)	Unit CT1 HI, MBtuPerHr 1 Hour(s)	> Limit Unit CT1 CO, _3Hr, Ppmvdc 1 Hour(s)	> Limit Unit CT1 CO, Lb 1 Hour(s)	Unit CT1 UnitOn, TF 1 Hour(s)	Unit CT2 NormalOp, TF 1 Hour(s)	Unit CT1 DBOn, TF 1 Hour(s)
05/24/2019 00:00	0.0	0.0	0.0	0.0	0.0	0	0	0
05/24/2019 01:00	0.0	0.0	0.0	0.0	0.0	0	0	0
05/24/2019 02:00	0.0	0.0	0.0	0.0	0.0	0	0	0
05/24/2019 03:00	0.0	0.0	0.0	0.0	0.0	0	0	0
05/24/2019 04:00	0.0	0.0	0.0	0.0	0.0	0	0	0
05/24/2019 05:00	0.0	0.0	0.0	0.0	0.0	0	0	0
05/24/2019 06:00	0.0	0.0	0.0	0.0	0.0	0	0	0
05/24/2019 07:00	0.0	0.0	0.0	0.0	0.0	0	0	0
05/24/2019 08:00	0.0	0.0	0.0	0.0	0.0	0	0	0
05/24/2019 09:00	0.0	0.0	0.0	0.0	0.0	0	0	0
05/24/2019 10:00	0.0	0.0	0.0	0.0	0.0	0	0	0
05/24/2019 11:00	0.0	0.0	0.0	0.0	0.0	0	0	0
05/24/2019 12:00	0.0	0.0	0.0	0.0	0.0	0	0	0
05/24/2019 13:00	0.0	0.0	0.0	0.0	0.0	0	0	0
05/24/2019 14:00	0.0	0.0	0.0	0.0	0.0	0	0	0
05/24/2019 15:00	0.0	0.0	0.0	0.0	0.0	0	0	0
05/24/2019 16:00	0.0	0.0	0.0	0.0	0.0	0	0	0
05/24/2019 17:00	0.0	0.0	0.0	0.0	0.0	0	0	0
05/24/2019 18:00	0.0	0.0	0.0	0.0	0.0	0	0	0
05/24/2019 19:00	0.0	0.0	0.0	0.0	0.0	0	0	0
05/24/2019 20:00	0.0	0.0	0.0	0.0	0.0	0	0	0
05/24/2019 21:00	0.0	0.0	0.0	0.0	0.0	0	0	0
05/24/2019 22:00	0.0	0.0	0.0	0.0	0.0	0	0	0
05/24/2019 23:00	0.0	0.0	0.0	0.0	0.0	0	0	0
Average/Sum#:	0.0	0.0	0.0	0.0	0.0 #	0 #	0 #	0 #
Minimum:	0.0	0.0	0.0	0.0	0.0	0	0	0
Maximum:	0.0	0.0	0.0	0.0	0.0	0	0	0
%SI	100.00	100.00	100.00	100.00	100.00	0.00	0.00	0.00

# Daily Summary Report

CT1 - CO



From: 04/01/2019 00:00 To: 06/30/2019 23:59 Facility Name: COLUSA GENERATING STATION  
 Generated: 07/03/2019 08:40 Location: Maxwell, CA

Red = Invalid or Excluded Data | Green = Edited Status | Blue = Edited Value | \* = Excess Emission

Const. Value/Limit Tag:

	Unit CT1 CO, Ppm 1 Hour(s)	Unit CT1 O2, Dry, Pct 1 Hour(s)	Unit CT1 HI, MBtuPerHr 1 Hour(s)	> Limit Unit CT1 CO, _3Hr, Ppmvdc 1 Hour(s)	> Limit Unit CT1 CO, Lb 1 Hour(s)	Unit CT1 UnitOn, TF 1 Hour(s)	Unit CT2 NormalOp, TF 1 Hour(s)	Unit CT1 DBOn, TF 1 Hour(s)
05/25/2019 00:00	0.0	0.0	0.0	0.0	0.0	0	0	0
05/25/2019 01:00	0.0	0.0	0.0	0.0	0.0	0	0	0
05/25/2019 02:00	0.0	0.0	0.0	0.0	0.0	0	0	0
05/25/2019 03:00	0.0	0.0	0.0	0.0	0.0	0	0	0
05/25/2019 04:00	0.0	0.0	0.0	0.0	0.0	0	0	0
05/25/2019 05:00	0.0	0.0	0.0	0.0	0.0	0	0	0
05/25/2019 06:00	0.0	0.0	0.0	0.0	0.0	0	0	0
05/25/2019 07:00	0.0	0.0	0.0	0.0	0.0	0	0	0
05/25/2019 08:00	0.0	0.0	0.0	0.0	0.0	0	0	0
05/25/2019 09:00	0.0	0.0	0.0	0.0	0.0	0	0	0
05/25/2019 10:00	0.0	0.0	0.0	0.0	0.0	0	0	0
05/25/2019 11:00	0.0	0.0	0.0	0.0	0.0	0	0	0
05/25/2019 12:00	0.0	0.0	0.0	0.0	0.0	0	0	0
05/25/2019 13:00	0.0	0.0	0.0	0.0	0.0	0	0	0
05/25/2019 14:00	0.0	0.0	0.0	0.0	0.0	0	0	0
05/25/2019 15:00	0.0	0.0	0.0	0.0	0.0	0	0	0
05/25/2019 16:00	0.0	0.0	0.0	0.0	0.0	0	0	0
05/25/2019 17:00	0.0	0.0	0.0	0.0	0.0	0	0	0
05/25/2019 18:00	0.0	0.0	0.0	0.0	0.0	0	0	0
05/25/2019 19:00	0.0	0.0	0.0	0.0	0.0	0	0	0
05/25/2019 20:00	0.0	0.0	0.0	0.0	0.0	0	0	0
05/25/2019 21:00	0.0	0.0	0.0	0.0	0.0	0	0	0
05/25/2019 22:00	0.0	0.0	0.0	0.0	0.0	0	0	0
05/25/2019 23:00	0.0	0.0	0.0	0.0	0.0	0	0	0
Average/Sum#:	0.0	0.0	0.0	0.0	0.0 #	0 #	0 #	0 #
Minimum:	0.0	0.0	0.0	0.0	0.0	0	0	0
Maximum:	0.0	0.0	0.0	0.0	0.0	0	0	0
%SI	100.00	100.00	100.00	100.00	100.00	0.00	0.00	0.00

# Daily Summary Report

CT1 - CO



From: 04/01/2019 00:00 To: 06/30/2019 23:59 Facility Name: COLUSA GENERATING STATION  
 Generated: 07/03/2019 08:40 Location: Maxwell, CA

Red = Invalid or Excluded Data | Green = Edited Status | Blue = Edited Value | \* = Excess Emission

Const. Value/Limit Tag:

	Unit CT1 CO, Ppm 1 Hour(s)	Unit CT1 O2, Dry, Pct 1 Hour(s)	Unit CT1 HI, MBtuPerHr 1 Hour(s)	> Limit Unit CT1 CO, _3Hr, Ppmvdc 1 Hour(s)	> Limit Unit CT1 CO, Lb 1 Hour(s)	Unit CT1 UnitOn, TF 1 Hour(s)	Unit CT2 NormalOp, TF 1 Hour(s)	Unit CT1 DBOn, TF 1 Hour(s)
05/26/2019 00:00	0.0	0.0	0.0	0.0	0.0	0	0	0
05/26/2019 01:00	0.0	0.0	0.0	0.0	0.0	0	0	0
05/26/2019 02:00	0.0	0.0	0.0	0.0	0.0	0	0	0
05/26/2019 03:00	0.0	0.0	0.0	0.0	0.0	0	0	0
05/26/2019 04:00	0.0	0.0	0.0	0.0	0.0	0	0	0
05/26/2019 05:00	0.0	0.0	0.0	0.0	0.0	0	0	0
05/26/2019 06:00	0.0	0.0	0.0	0.0	0.0	0	0	0
05/26/2019 07:00	0.0	0.0	0.0	0.0	0.0	0	0	0
05/26/2019 08:00	0.0	0.0	0.0	0.0	0.0	0	0	0
05/26/2019 09:00	0.0	0.0	0.0	0.0	0.0	0	0	0
05/26/2019 10:00	0.0	0.0	0.0	0.0	0.0	0	0	0
05/26/2019 11:00	0.0	0.0	0.0	0.0	0.0	0	0	0
05/26/2019 12:00	0.0	0.0	0.0	0.0	0.0	0	0	0
05/26/2019 13:00	0.0	0.0	0.0	0.0	0.0	0	0	0
05/26/2019 14:00	0.0	0.0	0.0	0.0	0.0	0	0	0
05/26/2019 15:00	0.0	0.0	0.0	0.0	0.0	0	0	0
05/26/2019 16:00	0.0	0.0	0.0	0.0	0.0	0	0	0
05/26/2019 17:00	0.0	0.0	0.0	0.0	0.0	0	0	0
05/26/2019 18:00	0.0	0.0	0.0	0.0	0.0	0	0	0
05/26/2019 19:00	0.0	0.0	0.0	0.0	0.0	0	0	0
05/26/2019 20:00	0.0	0.0	0.0	0.0	0.0	0	0	0
05/26/2019 21:00	0.0	0.0	0.0	0.0	0.0	0	0	0
05/26/2019 22:00	0.0	0.0	0.0	0.0	0.0	0	0	0
05/26/2019 23:00	0.0	0.0	0.0	0.0	0.0	0	0	0
Average/Sum#:	0.0	0.0	0.0	0.0	0.0 #	0 #	0 #	0 #
Minimum:	0.0	0.0	0.0	0.0	0.0	0	0	0
Maximum:	0.0	0.0	0.0	0.0	0.0	0	0	0
%SI	100.00	100.00	100.00	100.00	100.00	0.00	0.00	0.00

# Daily Summary Report

CT1 - CO



From: 04/01/2019 00:00 To: 06/30/2019 23:59 Facility Name: COLUSA GENERATING STATION  
 Generated: 07/03/2019 08:40 Location: Maxwell, CA

Red = Invalid or Excluded Data | Green = Edited Status | Blue = Edited Value | \* = Excess Emission

Const. Value/Limit Tag:

	Unit CT1 CO, Ppm 1 Hour(s)	Unit CT1 O2, Dry, Pct 1 Hour(s)	Unit CT1 HI, MBtuPerHr 1 Hour(s)	> Limit Unit CT1 CO, _3Hr, Ppmvdc 1 Hour(s)	> Limit Unit CT1 CO, Lb 1 Hour(s)	Unit CT1 UnitOn, TF 1 Hour(s)	Unit CT2 NormalOp, TF 1 Hour(s)	Unit CT1 DBOn, TF 1 Hour(s)
05/27/2019 00:00	0.0	0.0	0.0	0.0	0.0	0	0	0
05/27/2019 01:00	0.0	0.0	0.0	0.0	0.0	0	0	0
05/27/2019 02:00	0.0	0.0	0.0	0.0	0.0	0	0	0
05/27/2019 03:00	0.0	0.0	0.0	0.0	0.0	0	0	0
05/27/2019 04:00	0.0	0.0	0.0	0.0	0.0	0	0	0
05/27/2019 05:00	0.0	0.0	0.0	0.0	0.0	0	0	0
05/27/2019 06:00	0.0	0.0	0.0	0.0	0.0	0	0	0
05/27/2019 07:00	0.0	0.0	0.0	0.0	0.0	0	0	0
05/27/2019 08:00	0.0	0.0	0.0	0.0	0.0	0	0	0
05/27/2019 09:00	0.0	0.0	0.0	0.0	0.0	0	0	0
05/27/2019 10:00	0.0	0.0	0.0	0.0	0.0	0	0	0
05/27/2019 11:00	0.0	0.0	0.0	0.0	0.0	0	0	0
05/27/2019 12:00	0.0	0.0	0.0	0.0	0.0	0	0	0
05/27/2019 13:00	0.0	0.0	0.0	0.0	0.0	0	0	0
05/27/2019 14:00	0.0	0.0	0.0	0.0	0.0	0	0	0
05/27/2019 15:00	0.0	0.0	0.0	0.0	0.0	0	0	0
05/27/2019 16:00	0.0	0.0	0.0	0.0	0.0	0	0	0
05/27/2019 17:00	0.0	0.0	0.0	0.0	0.0	0	0	0
05/27/2019 18:00	0.0	0.0	0.0	0.0	0.0	0	0	0
05/27/2019 19:00	0.0	0.0	0.0	0.0	0.0	0	0	0
05/27/2019 20:00	0.0	0.0	0.0	0.0	0.0	0	0	0
05/27/2019 21:00	0.0	0.0	0.0	0.0	0.0	0	0	0
05/27/2019 22:00	0.0	0.0	0.0	0.0	0.0	0	0	0
05/27/2019 23:00	0.0	0.0	0.0	0.0	0.0	0	0	0
Average/Sum#:	0.0	0.0	0.0	0.0	0.0 #	0 #	0 #	0 #
Minimum:	0.0	0.0	0.0	0.0	0.0	0	0	0
Maximum:	0.0	0.0	0.0	0.0	0.0	0	0	0
%SI	100.00	100.00	100.00	100.00	100.00	0.00	0.00	0.00

# Daily Summary Report

CT1 - CO



From: 04/01/2019 00:00 To: 06/30/2019 23:59 Facility Name: COLUSA GENERATING STATION  
 Generated: 07/03/2019 08:40 Location: Maxwell, CA

Red = Invalid or Excluded Data | Green = Edited Status | Blue = Edited Value | \* = Excess Emission

Const. Value/Limit Tag:

	Unit CT1 CO, Ppm 1 Hour(s)	Unit CT1 O2, Dry, Pct 1 Hour(s)	Unit CT1 HI, MBtuPerHr 1 Hour(s)	> Limit Unit CT1 CO, _3Hr, Ppmvdc 1 Hour(s)	> Limit Unit CT1 CO, Lb 1 Hour(s)	Unit CT1 UnitOn, TF 1 Hour(s)	Unit CT2 NormalOp, TF 1 Hour(s)	Unit CT1 DBOn, TF 1 Hour(s)
05/28/2019 00:00	0.0	0.0	0.0	0.0	0.0	0	0	0
05/28/2019 01:00	0.0	0.0	0.0	0.0	0.0	0	0	0
05/28/2019 02:00	0.0	0.0	0.0	0.0	0.0	0	0	0
05/28/2019 03:00	0.0	0.0	0.0	0.0	0.0	0	0	0
05/28/2019 04:00	0.0	0.0	0.0	0.0	0.0	0	0	0
05/28/2019 05:00	0.0	0.0	0.0	0.0	0.0	0	0	0
05/28/2019 06:00	0.0	0.0	0.0	0.0	0.0	0	0	0
05/28/2019 07:00	0.0	0.0	0.0	0.0	0.0	0	0	0
05/28/2019 08:00	0.0	0.0	0.0	0.0	0.0	0	0	0
05/28/2019 09:00	0.0	0.0	0.0	0.0	0.0	0	0	0
05/28/2019 10:00	0.0	0.0	0.0	0.0	0.0	0	0	0
05/28/2019 11:00	0.0	0.0	0.0	0.0	0.0	0	0	0
05/28/2019 12:00	0.0	0.0	0.0	0.0	0.0	0	0	0
05/28/2019 13:00	0.0	0.0	0.0	0.0	0.0	0	0	0
05/28/2019 14:00	0.0	0.0	0.0	0.0	0.0	0	0	0
05/28/2019 15:00	0.0	0.0	0.0	0.0	0.0	0	0	0
05/28/2019 16:00	0.0	0.0	0.0	0.0	0.0	0	0	0
05/28/2019 17:00	0.0	0.0	0.0	0.0	0.0	0	0	0
05/28/2019 18:00	0.0	0.0	0.0	0.0	0.0	0	0	0
05/28/2019 19:00	0.0	0.0	0.0	0.0	0.0	0	0	0
05/28/2019 20:00	0.0	0.0	0.0	0.0	0.0	0	0	0
05/28/2019 21:00	0.0	0.0	0.0	0.0	0.0	0	0	0
05/28/2019 22:00	0.0	0.0	0.0	0.0	0.0	0	0	0
05/28/2019 23:00	0.0	0.0	0.0	0.0	0.0	0	0	0
Average/Sum#:	0.0	0.0	0.0	0.0	0.0 #	0 #	0 #	0 #
Minimum:	0.0	0.0	0.0	0.0	0.0	0	0	0
Maximum:	0.0	0.0	0.0	0.0	0.0	0	0	0
%SI	100.00	100.00	100.00	100.00	100.00	0.00	0.00	0.00

# Daily Summary Report

CT1 - CO



From: 04/01/2019 00:00 To: 06/30/2019 23:59 Facility Name: COLUSA GENERATING STATION  
 Generated: 07/03/2019 08:40 Location: Maxwell, CA

Red = Invalid or Excluded Data | Green = Edited Status | Blue = Edited Value | \* = Excess Emission

Const. Value/Limit Tag:

	Unit CT1 CO, Ppm 1 Hour(s)	Unit CT1 O2, Dry, Pct 1 Hour(s)	Unit CT1 HI, MBtuPerHr 1 Hour(s)	> Limit Unit CT1 CO, _3Hr, Ppmvdc 1 Hour(s)	> Limit Unit CT1 CO, Lb 1 Hour(s)	Unit CT1 UnitOn, TF 1 Hour(s)	Unit CT2 NormalOp, TF 1 Hour(s)	Unit CT1 DBOn, TF 1 Hour(s)
05/29/2019 00:00	0.0	0.0	0.0	0.0	0.0	0	0	0
05/29/2019 01:00	0.0	0.0	0.0	0.0	0.0	0	0	0
05/29/2019 02:00	0.0	0.0	0.0	0.0	0.0	0	0	0
05/29/2019 03:00	0.0	0.0	0.0	0.0	0.0	0	0	0
05/29/2019 04:00	0.0	0.0	0.0	0.0	0.0	0	0	0
05/29/2019 05:00	0.0	0.0	0.0	0.0	0.0	0	0	0
05/29/2019 06:00	0.0	0.0	0.0	0.0	0.0	0	0	0
05/29/2019 07:00	0.0	0.0	0.0	0.0	0.0	0	0	0
05/29/2019 08:00	0.0	0.0	0.0	0.0	0.0	0	0	0
05/29/2019 09:00	0.0	0.0	0.0	0.0	0.0	0	0	0
05/29/2019 10:00	0.0	0.0	0.0	0.0	0.0	0	0	0
05/29/2019 11:00	0.0	0.0	0.0	0.0	0.0	0	0	0
05/29/2019 12:00	0.0	0.0	0.0	0.0	0.0	0	0	0
05/29/2019 13:00	0.0	0.0	0.0	0.0	0.0	0	0	0
05/29/2019 14:00	0.0	0.0	0.0	0.0	0.0	0	0	0
05/29/2019 15:00	0.0	0.0	0.0	0.0	0.0	0	0	0
05/29/2019 16:00	0.0	0.0	0.0	0.0	0.0	0	0	0
05/29/2019 17:00	0.0	0.0	0.0	0.0	0.0	0	0	0
05/29/2019 18:00	0.0	0.0	0.0	0.0	0.0	0	0	0
05/29/2019 19:00	0.0	0.0	0.0	0.0	0.0	0	0	0
05/29/2019 20:00	0.0	0.0	0.0	0.0	0.0	0	0	0
05/29/2019 21:00	0.0	0.0	0.0	0.0	0.0	0	0	0
05/29/2019 22:00	0.0	0.0	0.0	0.0	0.0	0	0	0
05/29/2019 23:00	0.0	0.0	0.0	0.0	0.0	0	0	0
Average/Sum#:	0.0	0.0	0.0	0.0	0.0 #	0 #	0 #	0 #
Minimum:	0.0	0.0	0.0	0.0	0.0	0	0	0
Maximum:	0.0	0.0	0.0	0.0	0.0	0	0	0
%SI	100.00	100.00	100.00	100.00	100.00	0.00	0.00	0.00



# Daily Summary Report

CT1 - CO



From: 04/01/2019 00:00 To: 06/30/2019 23:59 Facility Name: COLUSA GENERATING STATION  
 Generated: 07/03/2019 08:40 Location: Maxwell, CA

Red = Invalid or Excluded Data | Green = Edited Status | Blue = Edited Value | \* = Excess Emission

Const. Value/Limit Tag:

	Unit CT1 CO, Ppm 1 Hour(s)	Unit CT1 O2, Dry, Pct 1 Hour(s)	Unit CT1 HI, MBtuPerHr 1 Hour(s)	> Limit Unit CT1 CO, _3Hr, Ppmvdc 1 Hour(s)	> Limit Unit CT1 CO, Lb 1 Hour(s)	Unit CT1 UnitOn, TF 1 Hour(s)	Unit CT2 NormalOp, TF 1 Hour(s)	Unit CT1 DBOn, TF 1 Hour(s)
05/30/2019 00:00	0.0	0.0	0.0	0.0	0.0	0	0	0
05/30/2019 01:00	0.0	0.0	0.0	0.0	0.0	0	0	0
05/30/2019 02:00	0.0	0.0	0.0	0.0	0.0	0	0	0
05/30/2019 03:00	0.0	0.0	0.0	0.0	0.0	0	0	0
05/30/2019 04:00	0.0	0.0	0.0	0.0	0.0	0	0	0
05/30/2019 05:00	0.0	0.0	0.0	0.0	0.0	0	0	0
05/30/2019 06:00	0.0	0.0	0.0	0.0	0.0	0	0	0
05/30/2019 07:00	0.0	0.0	0.0	0.0	0.0	0	0	0
05/30/2019 08:00	0.0	0.0	0.0	0.0	0.0	0	0	0
05/30/2019 09:00	0.0	0.0	0.0	0.0	0.0	0	0	0
05/30/2019 10:00	0.0	0.0	0.0	0.0	0.0	0	0	0
05/30/2019 11:00	0.0	0.0	0.0	0.0	0.0	0	0	0
05/30/2019 12:00	0.0	0.0	0.0	0.0	0.0	0	0	0
05/30/2019 13:00	0.0	0.0	0.0	0.0	0.0	0	0	0
05/30/2019 14:00	0.0	0.0	0.0	0.0	0.0	0	0	0
05/30/2019 15:00	0.0	0.0	0.0	0.0	0.0	0	0	0
05/30/2019 16:00	0.0	0.0	0.0	0.0	0.0	0	0	0
05/30/2019 17:00	0.0	0.0	0.0	0.0	0.0	0	0	0
05/30/2019 18:00	0.0	0.0	0.0	0.0	0.0	0	0	0
05/30/2019 19:00	0.0	0.0	0.0	0.0	0.0	0	0	0
05/30/2019 20:00	0.0	0.0	0.0	0.0	0.0	0	0	0
05/30/2019 21:00	0.0	0.0	0.0	0.0	0.0	0	0	0
05/30/2019 22:00	0.0	0.0	0.0	0.0	0.0	0	0	0
05/30/2019 23:00	0.0	0.0	0.0	0.0	0.0	0	0	0
Average/Sum#:	0.0	0.0	0.0	0.0	0.0 #	0 #	0 #	0 #
Minimum:	0.0	0.0	0.0	0.0	0.0	0	0	0
Maximum:	0.0	0.0	0.0	0.0	0.0	0	0	0
%SI	100.00	100.00	100.00	100.00	100.00	0.00	0.00	0.00

# Daily Summary Report

CT1 - CO



From: 04/01/2019 00:00 To: 06/30/2019 23:59 Facility Name: COLUSA GENERATING STATION  
 Generated: 07/03/2019 08:40 Location: Maxwell, CA

Red = Invalid or Excluded Data | Green = Edited Status | Blue = Edited Value | \* = Excess Emission

Const. Value/Limit Tag:

	Unit CT1 CO, Ppm 1 Hour(s)	Unit CT1 O2, Dry, Pct 1 Hour(s)	Unit CT1 HI, MBtuPerHr 1 Hour(s)	> Limit Unit CT1 CO, _3Hr, Ppmvdc 1 Hour(s)	> Limit Unit CT1 CO, Lb 1 Hour(s)	Unit CT1 UnitOn, TF 1 Hour(s)	Unit CT2 NormalOp, TF 1 Hour(s)	Unit CT1 DBOn, TF 1 Hour(s)
05/31/2019 00:00	0.0	0.0	0.0	0.0	0.0	0	0	0
05/31/2019 01:00	0.0	0.0	0.0	0.0	0.0	0	0	0
05/31/2019 02:00	0.0	0.0	0.0	0.0	0.0	0	0	0
05/31/2019 03:00	0.0	0.0	0.0	0.0	0.0	0	0	0
05/31/2019 04:00	0.0	0.0	0.0	0.0	0.0	0	0	0
05/31/2019 05:00	0.0	0.0	0.0	0.0	0.0	0	0	0
05/31/2019 06:00	0.0	0.0	0.0	0.0	0.0	0	0	0
05/31/2019 07:00	0.0	0.0	0.0	0.0	0.0	0	0	0
05/31/2019 08:00	0.0	0.0	0.0	0.0	0.0	0	0	0
05/31/2019 09:00	0.0	0.0	0.0	0.0	0.0	0	0	0
05/31/2019 10:00	0.0	0.0	0.0	0.0	0.0	0	0	0
05/31/2019 11:00	0.0	0.0	0.0	0.0	0.0	0	0	0
05/31/2019 12:00	0.0	0.0	0.0	0.0	0.0	0	0	0
05/31/2019 13:00	0.0	0.0	0.0	0.0	0.0	0	0	0
05/31/2019 14:00	0.0	0.0	0.0	0.0	0.0	0	0	0
05/31/2019 15:00	0.0	0.0	0.0	0.0	0.0	0	0	0
05/31/2019 16:00	0.0	0.0	0.0	0.0	0.0	0	0	0
05/31/2019 17:00	0.0	0.0	0.0	0.0	0.0	0	0	0
05/31/2019 18:00	0.0	0.0	0.0	0.0	0.0	0	0	0
05/31/2019 19:00	0.0	0.0	0.0	0.0	0.0	0	0	0
05/31/2019 20:00	0.0	0.0	0.0	0.0	0.0	0	0	0
05/31/2019 21:00	0.0	0.0	0.0	0.0	0.0	0	0	0
05/31/2019 22:00	0.0	0.0	0.0	0.0	0.0	0	0	0
05/31/2019 23:00	0.0	0.0	0.0	0.0	0.0	0	0	0
Average/Sum#:	0.0	0.0	0.0	0.0	0.0 #	0 #	0 #	0 #
Minimum:	0.0	0.0	0.0	0.0	0.0	0	0	0
Maximum:	0.0	0.0	0.0	0.0	0.0	0	0	0
%SI	100.00	100.00	100.00	100.00	100.00	0.00	0.00	0.00

# Daily Summary Report

CT1 - CO



From: 04/01/2019 00:00 To: 06/30/2019 23:59 Facility Name: COLUSA GENERATING STATION  
 Generated: 07/03/2019 08:40 Location: Maxwell, CA

Red = Invalid or Excluded Data | Green = Edited Status | Blue = Edited Value | \* = Excess Emission

Const. Value/Limit Tag:

	Unit CT1 CO, Ppm 1 Hour(s)	Unit CT1 O2, Dry, Pct 1 Hour(s)	Unit CT1 HI, MBtuPerHr 1 Hour(s)	> Limit Unit CT1 CO, _3Hr, Ppmvdc 1 Hour(s)	> Limit Unit CT1 CO, Lb 1 Hour(s)	Unit CT1 UnitOn, TF 1 Hour(s)	Unit CT2 NormalOp, TF 1 Hour(s)	Unit CT1 DBOn, TF 1 Hour(s)
06/01/2019 00:00	0.0	0.0	0.0	0.0	0.0	0	0	0
06/01/2019 01:00	0.0	0.0	0.0	0.0	0.0	0	0	0
06/01/2019 02:00	0.0	0.0	0.0	0.0	0.0	0	0	0
06/01/2019 03:00	0.0	0.0	0.0	0.0	0.0	0	0	0
06/01/2019 04:00	0.0	0.0	0.0	0.0	0.0	0	0	0
06/01/2019 05:00	0.0	0.0	0.0	0.0	0.0	0	0	0
06/01/2019 06:00	0.0	0.0	0.0	0.0	0.0	0	0	0
06/01/2019 07:00	0.0	0.0	0.0	0.0	0.0	0	0	0
06/01/2019 08:00	0.0	0.0	0.0	0.0	0.0	0	0	0
06/01/2019 09:00	0.0	0.0	0.0	0.0	0.0	0	0	0
06/01/2019 10:00	0.0	0.0	0.0	0.0	0.0	0	0	0
06/01/2019 11:00	0.0	0.0	0.0	0.0	0.0	0	0	0
06/01/2019 12:00	0.0	0.0	0.0	0.0	0.0	0	0	0
06/01/2019 13:00	0.0	0.0	0.0	0.0	0.0	0	0	0
06/01/2019 14:00	0.0	0.0	0.0	0.0	0.0	0	0	0
06/01/2019 15:00	0.0	0.0	0.0	0.0	0.0	0	0	0
06/01/2019 16:00	0.0	0.0	0.0	0.0	0.0	0	0	0
06/01/2019 17:00	0.0	0.0	0.0	0.0	0.0	0	0	0
06/01/2019 18:00	0.0	0.0	0.0	0.0	0.0	0	0	0
06/01/2019 19:00	0.0	0.0	0.0	0.0	0.0	0	0	0
06/01/2019 20:00	0.0	0.0	0.0	0.0	0.0	0	0	0
06/01/2019 21:00	0.0	0.0	0.0	0.0	0.0	0	0	0
06/01/2019 22:00	0.0	0.0	0.0	0.0	0.0	0	0	0
06/01/2019 23:00	0.0	0.0	0.0	0.0	0.0	0	0	0
Average/Sum#:	0.0	0.0	0.0	0.0	0.0 #	0 #	0 #	0 #
Minimum:	0.0	0.0	0.0	0.0	0.0	0	0	0
Maximum:	0.0	0.0	0.0	0.0	0.0	0	0	0
%SI	100.00	100.00	100.00	100.00	100.00	0.00	0.00	0.00

# Daily Summary Report

CT1 - CO



From: 04/01/2019 00:00 To: 06/30/2019 23:59 Facility Name: COLUSA GENERATING STATION  
 Generated: 07/03/2019 08:40 Location: Maxwell, CA

Red = Invalid or Excluded Data | Green = Edited Status | Blue = Edited Value | \* = Excess Emission

Const. Value/Limit Tag:

	Unit CT1 CO, Ppm 1 Hour(s)	Unit CT1 O2, Dry, Pct 1 Hour(s)	Unit CT1 HI, MBtuPerHr 1 Hour(s)	> Limit Unit CT1 CO, _3Hr, Ppmvdc 1 Hour(s)	> Limit Unit CT1 CO, Lb 1 Hour(s)	Unit CT1 UnitOn, TF 1 Hour(s)	Unit CT2 NormalOp, TF 1 Hour(s)	Unit CT1 DBOn, TF 1 Hour(s)
06/02/2019 00:00	0.0	0.0	0.0	0.0	0.0	0	0	0
06/02/2019 01:00	0.0	0.0	0.0	0.0	0.0	0	0	0
06/02/2019 02:00	0.0	0.0	0.0	0.0	0.0	0	0	0
06/02/2019 03:00	0.0	0.0	0.0	0.0	0.0	0	0	0
06/02/2019 04:00	0.0	0.0	0.0	0.0	0.0	0	0	0
06/02/2019 05:00	0.0	0.0	0.0	0.0	0.0	0	0	0
06/02/2019 06:00	0.0	0.0	0.0	0.0	0.0	0	0	0
06/02/2019 07:00	0.0	0.0	0.0	0.0	0.0	0	0	0
06/02/2019 08:00	0.0	0.0	0.0	0.0	0.0	0	0	0
06/02/2019 09:00	0.0	0.0	0.0	0.0	0.0	0	0	0
06/02/2019 10:00	0.0	0.0	0.0	0.0	0.0	0	0	0
06/02/2019 11:00	0.0	0.0	0.0	0.0	0.0	0	0	0
06/02/2019 12:00	0.0	0.0	0.0	0.0	0.0	0	0	0
06/02/2019 13:00	0.0	0.0	0.0	0.0	0.0	0	0	0
06/02/2019 14:00	0.0	0.0	0.0	0.0	0.0	0	0	0
06/02/2019 15:00	0.0	0.0	0.0	0.0	0.0	0	0	0
06/02/2019 16:00	0.0	0.0	0.0	0.0	0.0	0	0	0
06/02/2019 17:00	0.0	0.0	0.0	0.0	0.0	0	0	0
06/02/2019 18:00	0.0	0.0	0.0	0.0	0.0	0	0	0
06/02/2019 19:00	0.0	0.0	0.0	0.0	0.0	0	0	0
06/02/2019 20:00	0.0	0.0	0.0	0.0	0.0	0	0	0
06/02/2019 21:00	0.0	0.0	0.0	0.0	0.0	0	0	0
06/02/2019 22:00	0.0	0.0	0.0	0.0	0.0	0	0	0
06/02/2019 23:00	0.0	0.0	0.0	0.0	0.0	0	0	0
Average/Sum#:	0.0	0.0	0.0	0.0	0.0 #	0 #	0 #	0 #
Minimum:	0.0	0.0	0.0	0.0	0.0	0	0	0
Maximum:	0.0	0.0	0.0	0.0	0.0	0	0	0
%SI	100.00	100.00	100.00	100.00	100.00	0.00	0.00	0.00

# Daily Summary Report

CT1 - CO



From: 04/01/2019 00:00 To: 06/30/2019 23:59 Facility Name: COLUSA GENERATING STATION  
 Generated: 07/03/2019 08:40 Location: Maxwell, CA

Red = Invalid or Excluded Data | Green = Edited Status | Blue = Edited Value | \* = Excess Emission

Const. Value/Limit Tag:

	Unit CT1 CO, Ppm 1 Hour(s)	Unit CT1 O2, Dry, Pct 1 Hour(s)	Unit CT1 HI, MBtuPerHr 1 Hour(s)	> Limit Unit CT1 CO, _3Hr, Ppmvdc 1 Hour(s)	> Limit Unit CT1 CO, Lb 1 Hour(s)	Unit CT1 UnitOn, TF 1 Hour(s)	Unit CT2 NormalOp, TF 1 Hour(s)	Unit CT1 DBOn, TF 1 Hour(s)
06/03/2019 00:00	0.0	0.0	0.0	0.0	0.0	0	0	0
06/03/2019 01:00	0.0	0.0	0.0	0.0	0.0	0	0	0
06/03/2019 02:00	0.0	0.0	0.0	0.0	0.0	0	0	0
06/03/2019 03:00	0.0	0.0	0.0	0.0	0.0	0	0	0
06/03/2019 04:00	0.0	0.0	0.0	0.0	0.0	0	0	0
06/03/2019 05:00	0.0	0.0	0.0	0.0	0.0	0	0	0
06/03/2019 06:00	0.0	0.0	0.0	0.0	0.0	0	0	0
06/03/2019 07:00	0.0	0.0	0.0	0.0	0.0	0	0	0
06/03/2019 08:00	0.0	0.0	0.0	0.0	0.0	0	0	0
06/03/2019 09:00	0.0	0.0	0.0	0.0	0.0	0	0	0
06/03/2019 10:00	0.0	0.0	0.0	0.0	0.0	0	0	0
06/03/2019 11:00	0.0	0.0	0.0	0.0	0.0	0	0	0
06/03/2019 12:00	0.0	0.0	0.0	0.0	0.0	0	0	0
06/03/2019 13:00	0.0	0.0	0.0	0.0	0.0	0	0	0
06/03/2019 14:00	0.0	0.0	0.0	0.0	0.0	0	0	0
06/03/2019 15:00	0.0	0.0	0.0	0.0	0.0	0	0	0
06/03/2019 16:00	0.0	0.0	0.0	0.0	0.0	0	0	0
06/03/2019 17:00	0.0	0.0	0.0	0.0	0.0	0	0	0
06/03/2019 18:00	0.0	0.0	0.0	0.0	0.0	0	0	0
06/03/2019 19:00	0.0	0.0	0.0	0.0	0.0	0	0	0
06/03/2019 20:00	0.0	0.0	0.0	0.0	0.0	0	0	0
06/03/2019 21:00	0.0	0.0	0.0	0.0	0.0	0	0	0
06/03/2019 22:00	0.0	0.0	0.0	0.0	0.0	0	0	0
06/03/2019 23:00	0.0	0.0	0.0	0.0	0.0	0	0	0
Average/Sum#:	0.0	0.0	0.0	0.0	0.0 #	0 #	0 #	0 #
Minimum:	0.0	0.0	0.0	0.0	0.0	0	0	0
Maximum:	0.0	0.0	0.0	0.0	0.0	0	0	0
%SI	100.00	100.00	100.00	100.00	100.00	0.00	0.00	0.00

# Daily Summary Report

CT1 - CO



From: 04/01/2019 00:00 To: 06/30/2019 23:59 Facility Name: COLUSA GENERATING STATION  
 Generated: 07/03/2019 08:40 Location: Maxwell, CA

Red = Invalid or Excluded Data | Green = Edited Status | Blue = Edited Value | \* = Excess Emission

Const. Value/Limit Tag:

	Unit CT1 CO, Ppm 1 Hour(s)	Unit CT1 O2, Dry, Pct 1 Hour(s)	Unit CT1 HI, MBtuPerHr 1 Hour(s)	> Limit Unit CT1 CO, _3Hr, Ppmvdc 1 Hour(s)	> Limit Unit CT1 CO, Lb 1 Hour(s)	Unit CT1 UnitOn, TF 1 Hour(s)	Unit CT2 NormalOp, TF 1 Hour(s)	Unit CT1 DBOn, TF 1 Hour(s)
06/04/2019 00:00	0.0	0.0	0.0	0.0	0.0	0	0	0
06/04/2019 01:00	0.0	0.0	0.0	0.0	0.0	0	0	0
06/04/2019 02:00	0.0	0.0	0.0	0.0	0.0	0	0	0
06/04/2019 03:00	0.0	0.0	0.0	0.0	0.0	0	0	0
06/04/2019 04:00	0.0	0.0	0.0	0.0	0.0	0	0	0
06/04/2019 05:00	0.0	0.0	0.0	0.0	0.0	0	0	0
06/04/2019 06:00	0.0	0.0	0.0	0.0	0.0	0	0	0
06/04/2019 07:00	0.0	0.0	0.0	0.0	0.0	0	0	0
06/04/2019 08:00	0.0	0.0	0.0	0.0	0.0	0	0	0
06/04/2019 09:00	0.0	0.0	0.0	0.0	0.0	0	0	0
06/04/2019 10:00	0.0	0.0	0.0	0.0	0.0	0	0	0
06/04/2019 11:00	0.0	0.0	0.0	0.0	0.0	0	0	0
06/04/2019 12:00	0.0	0.0	0.0	0.0	0.0	0	0	0
06/04/2019 13:00	0.0	0.0	0.0	0.0	0.0	0	0	0
06/04/2019 14:00	0.0	0.0	0.0	0.0	0.0	0	0	0
06/04/2019 15:00	0.0	0.0	0.0	0.0	0.0	0	0	0
06/04/2019 16:00	0.0	0.0	0.0	0.0	0.0	0	0	0
06/04/2019 17:00	0.0	0.0	0.0	0.0	0.0	0	0	0
06/04/2019 18:00	0.0	0.0	0.0	0.0	0.0	0	0	0
06/04/2019 19:00	0.0	0.0	0.0	0.0	0.0	0	0	0
06/04/2019 20:00	0.0	0.0	0.0	0.0	0.0	0	0	0
06/04/2019 21:00	0.0	0.0	0.0	0.0	0.0	0	0	0
06/04/2019 22:00	0.0	0.0	0.0	0.0	0.0	0	0	0
06/04/2019 23:00	0.0	0.0	0.0	0.0	0.0	0	0	0
Average/Sum#:	0.0	0.0	0.0	0.0	0.0 #	0 #	0 #	0 #
Minimum:	0.0	0.0	0.0	0.0	0.0	0	0	0
Maximum:	0.0	0.0	0.0	0.0	0.0	0	0	0
%SI	100.00	100.00	100.00	100.00	100.00	0.00	0.00	0.00

# Daily Summary Report

CT1 - CO



From: 04/01/2019 00:00 To: 06/30/2019 23:59 Facility Name: COLUSA GENERATING STATION  
 Generated: 07/03/2019 08:40 Location: Maxwell, CA

Red = Invalid or Excluded Data | Green = Edited Status | Blue = Edited Value | \* = Excess Emission

Const. Value/Limit Tag:

	Unit CT1 CO, Ppm 1 Hour(s)	Unit CT1 O2, Dry, Pct 1 Hour(s)	Unit CT1 HI, MBtuPerHr 1 Hour(s)	> Limit Unit CT1 CO, _3Hr, Ppmvdc 1 Hour(s)	> Limit Unit CT1 CO, Lb 1 Hour(s)	Unit CT1 UnitOn, TF 1 Hour(s)	Unit CT2 NormalOp, TF 1 Hour(s)	Unit CT1 DBOn, TF 1 Hour(s)
06/05/2019 00:00	0.0	0.0	0.0	0.0	0.0	0	0	0
06/05/2019 01:00	0.0	0.0	0.0	0.0	0.0	0	0	0
06/05/2019 02:00	0.0	0.0	0.0	0.0	0.0	0	0	0
06/05/2019 03:00	0.0	0.0	0.0	0.0	0.0	0	0	0
06/05/2019 04:00	0.0	0.0	0.0	0.0	0.0	0	0	0
06/05/2019 05:00	0.0	0.0	0.0	0.0	0.0	0	0	0
06/05/2019 06:00	0.0	0.0	0.0	0.0	0.0	0	0	0
06/05/2019 07:00	0.0	0.0	0.0	0.0	0.0	0	0	0
06/05/2019 08:00	0.0	0.0	0.0	0.0	0.0	0	0	0
06/05/2019 09:00	0.0	0.0	0.0	0.0	0.0	0	0	0
06/05/2019 10:00	0.0	0.0	0.0	0.0	0.0	0	0	0
06/05/2019 11:00	0.0	0.0	0.0	0.0	0.0	0	0	0
06/05/2019 12:00	0.0	0.0	0.0	0.0	0.0	0	0	0
06/05/2019 13:00	0.0	0.0	0.0	0.0	0.0	0	1	0
06/05/2019 14:00	186.2	18.1	292.6	0.0	95.1	1	1	0
06/05/2019 15:00	0.0	0.0	0.0	0.0	0.0	0	1	0
06/05/2019 16:00	0.0	0.0	0.0	0.0	0.0	0	1	0
06/05/2019 17:00	0.0	0.0	0.0	0.0	0.0	0	1	0
06/05/2019 18:00	0.0	0.0	0.0	0.0	0.0	0	1	0
06/05/2019 19:00	0.0	0.0	0.0	0.0	0.0	0	1	0
06/05/2019 20:00	0.0	0.0	0.0	0.0	0.0	0	1	0
06/05/2019 21:00	0.0	0.0	0.0	0.0	0.0	0	0	0
06/05/2019 22:00	0.0	0.0	0.0	0.0	0.0	0	0	0
06/05/2019 23:00	0.0	0.0	0.0	0.0	0.0	0	0	0
<b>Average/Sum#:</b>	186.2	18.1	292.6	0.0	95.1 #	1 #	8 #	0 #
<b>Minimum:</b>	186.2	18.1	292.6	0.0	95.1	0	0	0
<b>Maximum:</b>	186.2	18.1	292.6	0.0	95.1	1	1	0
<b>%SI</b>	95.83	95.83	95.83	100.00	95.83	0.00	0.00	0.00

# Daily Summary Report

CT1 - CO



From: 04/01/2019 00:00 To: 06/30/2019 23:59 Facility Name: COLUSA GENERATING STATION  
 Generated: 07/03/2019 08:40 Location: Maxwell, CA

Red = Invalid or Excluded Data | Green = Edited Status | Blue = Edited Value | \* = Excess Emission

Const. Value/Limit Tag:

	Unit CT1 CO, Ppm 1 Hour(s)	Unit CT1 O2, Dry, Pct 1 Hour(s)	Unit CT1 HI, MBtuPerHr 1 Hour(s)	> Limit Unit CT1 CO, _3Hr, Ppmvdc 1 Hour(s)	> Limit Unit CT1 CO, Lb 1 Hour(s)	Unit CT1 UnitOn, TF 1 Hour(s)	Unit CT2 NormalOp, TF 1 Hour(s)	Unit CT1 DBOn, TF 1 Hour(s)
06/06/2019 00:00	0.0	0.0	0.0	0.0	0.0	0	0	0
06/06/2019 01:00	0.0	0.0	0.0	0.0	0.0	0	0	0
06/06/2019 02:00	0.0	0.0	0.0	0.0	0.0	0	0	0
06/06/2019 03:00	0.0	0.0	0.0	0.0	0.0	0	0	0
06/06/2019 04:00	0.0	0.0	0.0	0.0	0.0	0	0	0
06/06/2019 05:00	0.0	0.0	0.0	0.0	0.0	0	0	0
06/06/2019 06:00	0.0	0.0	0.0	0.0	0.0	0	0	0
06/06/2019 07:00	0.0	0.0	0.0	0.0	0.0	0	0	0
06/06/2019 08:00	0.0	0.0	0.0	0.0	0.0	0	0	0
06/06/2019 09:00	0.0	0.0	0.0	0.0	0.0	0	0	0
06/06/2019 10:00	0.0	0.0	0.0	0.0	0.0	0	0	0
06/06/2019 11:00	0.0	0.0	0.0	0.0	0.0	0	0	0
06/06/2019 12:00	0.0	0.0	0.0	0.0	0.0	0	0	0
06/06/2019 13:00	0.0	0.0	0.0	0.0	0.0	0	0	0
06/06/2019 14:00	0.0	0.0	0.0	0.0	0.0	0	0	0
06/06/2019 15:00	0.0	0.0	0.0	0.0	0.0	0	0	0
06/06/2019 16:00	0.0	0.0	0.0	0.0	0.0	0	0	0
06/06/2019 17:00	0.0	0.0	0.0	0.0	0.0	0	0	0
06/06/2019 18:00	0.0	0.0	0.0	0.0	0.0	0	0	0
06/06/2019 19:00	0.0	0.0	0.0	0.0	0.0	0	0	0
06/06/2019 20:00	0.0	0.0	0.0	0.0	0.0	0	0	0
06/06/2019 21:00	0.0	0.0	0.0	0.0	0.0	0	0	0
06/06/2019 22:00	0.0	0.0	0.0	0.0	0.0	0	0	0
06/06/2019 23:00	0.0	0.0	0.0	0.0	0.0	0	0	0
Average/Sum#:	0.0	0.0	0.0	0.0	0.0 #	0 #	0 #	0 #
Minimum:	0.0	0.0	0.0	0.0	0.0	0	0	0
Maximum:	0.0	0.0	0.0	0.0	0.0	0	0	0
%SI	100.00	100.00	100.00	100.00	100.00	0.00	0.00	0.00



# Daily Summary Report

CT1 - CO



From: 04/01/2019 00:00 To: 06/30/2019 23:59 Facility Name: COLUSA GENERATING STATION  
 Generated: 07/03/2019 08:40 Location: Maxwell, CA

Red = Invalid or Excluded Data | Green = Edited Status | Blue = Edited Value | \* = Excess Emission

Const. Value/Limit Tag:

	Unit CT1 CO, Ppm 1 Hour(s)	Unit CT1 O2, Dry, Pct 1 Hour(s)	Unit CT1 HI, MBtuPerHr 1 Hour(s)	> Limit Unit CT1 CO, _3Hr, Ppmvdc 1 Hour(s)	> Limit Unit CT1 CO, Lb 1 Hour(s)	Unit CT1 UnitOn, TF 1 Hour(s)	Unit CT2 NormalOp, TF 1 Hour(s)	Unit CT1 DBOn, TF 1 Hour(s)
06/07/2019 00:00	0.0	0.0	0.0	0.0	0.0	0	0	0
06/07/2019 01:00	0.0	0.0	0.0	0.0	0.0	0	0	0
06/07/2019 02:00	0.0	0.0	0.0	0.0	0.0	0	0	0
06/07/2019 03:00	0.0	0.0	0.0	0.0	0.0	0	0	0
06/07/2019 04:00	0.0	0.0	0.0	0.0	0.0	0	0	0
06/07/2019 05:00	0.0	0.0	0.0	0.0	0.0	0	0	0
06/07/2019 06:00	0.0	0.0	0.0	0.0	0.0	0	0	0
06/07/2019 07:00	0.0	0.0	0.0	0.0	0.0	0	0	0
06/07/2019 08:00	0.0	0.0	0.0	0.0	0.0	0	0	0
06/07/2019 09:00	0.0	0.0	0.0	0.0	0.0	0	0	0
06/07/2019 10:00	0.0	0.0	0.0	0.0	0.0	0	0	0
06/07/2019 11:00	0.0	0.0	0.0	0.0	0.0	0	0	0
06/07/2019 12:00	0.0	0.0	0.0	0.0	0.0	0	0	0
06/07/2019 13:00	0.0	0.0	0.0	0.0	0.0	0	0	0
06/07/2019 14:00	0.0	0.0	0.0	0.0	0.0	0	0	0
06/07/2019 15:00	0.0	0.0	0.0	0.0	0.0	0	0	0
06/07/2019 16:00	0.0	0.0	0.0	0.0	0.0	0	0	0
06/07/2019 17:00	0.0	0.0	0.0	0.0	0.0	0	0	0
06/07/2019 18:00	0.0	0.0	0.0	0.0	0.0	0	0	0
06/07/2019 19:00	0.0	0.0	0.0	0.0	0.0	0	0	0
06/07/2019 20:00	0.0	0.0	0.0	0.0	0.0	0	0	0
06/07/2019 21:00	0.0	0.0	0.0	0.0	0.0	0	0	0
06/07/2019 22:00	0.0	0.0	0.0	0.0	0.0	0	0	0
06/07/2019 23:00	0.0	0.0	0.0	0.0	0.0	0	0	0
Average/Sum#:	0.0	0.0	0.0	0.0	0.0 #	0 #	0 #	0 #
Minimum:	0.0	0.0	0.0	0.0	0.0	0	0	0
Maximum:	0.0	0.0	0.0	0.0	0.0	0	0	0
%SI	100.00	100.00	100.00	100.00	100.00	0.00	0.00	0.00

# Daily Summary Report

CT1 - CO



From: 04/01/2019 00:00 To: 06/30/2019 23:59 Facility Name: COLUSA GENERATING STATION  
 Generated: 07/03/2019 08:40 Location: Maxwell, CA

Red = Invalid or Excluded Data | Green = Edited Status | Blue = Edited Value | \* = Excess Emission

Const. Value/Limit Tag:

	Unit CT1 CO, Ppm 1 Hour(s)	Unit CT1 O2, Dry, Pct 1 Hour(s)	Unit CT1 HI, MBtuPerHr 1 Hour(s)	> Limit Unit CT1 CO, _3Hr, Ppmvdc 1 Hour(s)	> Limit Unit CT1 CO, Lb 1 Hour(s)	Unit CT1 UnitOn, TF 1 Hour(s)	Unit CT2 NormalOp, TF 1 Hour(s)	Unit CT1 DBOn, TF 1 Hour(s)
06/08/2019 00:00	0.0	0.0	0.0	0.0	0.0	0	0	0
06/08/2019 01:00	0.0	0.0	0.0	0.0	0.0	0	0	0
06/08/2019 02:00	0.0	0.0	0.0	0.0	0.0	0	0	0
06/08/2019 03:00	0.0	0.0	0.0	0.0	0.0	0	0	0
06/08/2019 04:00	0.0	0.0	0.0	0.0	0.0	0	0	0
06/08/2019 05:00	0.0	0.0	0.0	0.0	0.0	0	0	0
06/08/2019 06:00	0.0	0.0	0.0	0.0	0.0	0	0	0
06/08/2019 07:00	0.0	0.0	0.0	0.0	0.0	0	0	0
06/08/2019 08:00	0.0	0.0	0.0	0.0	0.0	0	0	0
06/08/2019 09:00	0.0	0.0	0.0	0.0	0.0	0	0	0
06/08/2019 10:00	0.0	0.0	0.0	0.0	0.0	0	0	0
06/08/2019 11:00	0.0	0.0	0.0	0.0	0.0	0	0	0
06/08/2019 12:00	0.0	0.0	0.0	0.0	0.0	0	0	0
06/08/2019 13:00	0.0	0.0	0.0	0.0	0.0	0	0	0
06/08/2019 14:00	0.0	0.0	0.0	0.0	0.0	0	0	0
06/08/2019 15:00	0.0	0.0	0.0	0.0	0.0	0	0	0
06/08/2019 16:00	0.0	0.0	0.0	0.0	0.0	0	1	0
06/08/2019 17:00	0.0	0.0	0.0	0.0	0.0	0	1	0
06/08/2019 18:00	0.0	0.0	0.0	0.0	0.0	0	1	0
06/08/2019 19:00	0.0	0.0	0.0	0.0	0.0	0	1	0
06/08/2019 20:00	0.0	0.0	0.0	0.0	0.0	0	1	0
06/08/2019 21:00	0.0	0.0	0.0	0.0	0.0	0	1	0
06/08/2019 22:00	0.0	0.0	0.0	0.0	0.0	0	0	0
06/08/2019 23:00	0.0	0.0	0.0	0.0	0.0	0	0	0
Average/Sum#:	0.0	0.0	0.0	0.0	0.0 #	0 #	6 #	0 #
Minimum:	0.0	0.0	0.0	0.0	0.0	0	0	0
Maximum:	0.0	0.0	0.0	0.0	0.0	0	1	0
%SI	100.00	100.00	100.00	100.00	100.00	0.00	0.00	0.00

# Daily Summary Report

CT1 - CO



From: 04/01/2019 00:00 To: 06/30/2019 23:59 Facility Name: COLUSA GENERATING STATION  
 Generated: 07/03/2019 08:40 Location: Maxwell, CA

Red = Invalid or Excluded Data | Green = Edited Status | Blue = Edited Value | \* = Excess Emission

Const. Value/Limit Tag:

	Unit CT1 CO, Ppm 1 Hour(s)	Unit CT1 O2, Dry, Pct 1 Hour(s)	Unit CT1 HI, MBtuPerHr 1 Hour(s)	> Limit Unit CT1 CO, _3Hr, Ppmvdc 1 Hour(s)	> Limit Unit CT1 CO, Lb 1 Hour(s)	Unit CT1 UnitOn, TF 1 Hour(s)	Unit CT2 NormalOp, TF 1 Hour(s)	Unit CT1 DBOn, TF 1 Hour(s)
06/09/2019 00:00	0.0	0.0	0.0	0.0	0.0	0	0	0
06/09/2019 01:00	0.0	0.0	0.0	0.0	0.0	0	0	0
06/09/2019 02:00	0.0	0.0	0.0	0.0	0.0	0	0	0
06/09/2019 03:00	0.0	0.0	0.0	0.0	0.0	0	0	0
06/09/2019 04:00	0.0	0.0	0.0	0.0	0.0	0	0	0
06/09/2019 05:00	0.0	0.0	0.0	0.0	0.0	0	0	0
06/09/2019 06:00	0.0	0.0	0.0	0.0	0.0	0	0	0
06/09/2019 07:00	0.0	0.0	0.0	0.0	0.0	0	0	0
06/09/2019 08:00	0.0	0.0	0.0	0.0	0.0	0	0	0
06/09/2019 09:00	0.0	0.0	0.0	0.0	0.0	0	0	0
06/09/2019 10:00	0.0	0.0	0.0	0.0	0.0	0	0	0
06/09/2019 11:00	0.0	0.0	0.0	0.0	0.0	0	0	0
06/09/2019 12:00	0.0	0.0	0.0	0.0	0.0	0	0	0
06/09/2019 13:00	0.0	0.0	0.0	0.0	0.0	0	1	0
06/09/2019 14:00	0.0	0.0	22.1	0.0	0.0	1	1	0
06/09/2019 15:00	41.1	0.0	548.9	0.0	14.3	1	1	0
06/09/2019 16:00	13.4	0.0	968.2	0.0	8.2	1	1	0
06/09/2019 17:00	0.1	0.0	1,700.0	0.0	0.1	1	1	0
06/09/2019 18:00	0.3	0.0	1,747.1	0.0	0.3	1	1	1
06/09/2019 19:00	0.8	0.0	1,989.7	0.0	1.0	1	1	1
06/09/2019 20:00	1.0	12.1	2,091.8	0.0	3.1	1	1	1
06/09/2019 21:00	1.0	12.1	2,090.6	0.0	3.1	1	1	1
06/09/2019 22:00	0.8	12.4	2,053.2	0.7	2.6	1	1	1
06/09/2019 23:00	0.2	13.6	1,724.7	0.5	0.6	1	1	1
<b>Average/Sum#:</b>	5.9	12.6	1,493.6	0.6	9.4 #	10 #	11 #	6 #
<b>Minimum:</b>	0.0	12.1	22.1	0.5	0.6	0	0	0
<b>Maximum:</b>	41.1	13.6	2,091.8	0.7	3.1	1	1	1
<b>%SI</b>	58.33	83.33	58.33	91.67	83.33	0.00	0.00	0.00

# Daily Summary Report

CT1 - CO



From: 04/01/2019 00:00 To: 06/30/2019 23:59 Facility Name: COLUSA GENERATING STATION  
 Generated: 07/03/2019 08:40 Location: Maxwell, CA

Red = Invalid or Excluded Data | Green = Edited Status | Blue = Edited Value | \* = Excess Emission

Const. Value/Limit Tag:

	Unit CT1 CO, Ppm 1 Hour(s)	Unit CT1 O2, Dry, Pct 1 Hour(s)	Unit CT1 HI, MBtuPerHr 1 Hour(s)	> Limit Unit CT1 CO, _3Hr, Ppmvdc 1 Hour(s)	> Limit Unit CT1 CO, Lb 1 Hour(s)	Unit CT1 UnitOn, TF 1 Hour(s)	Unit CT2 NormalOp, TF 1 Hour(s)	Unit CT1 DBOn, TF 1 Hour(s)
06/10/2019 00:00	6.1	15.0	972.4	0.0	5.7	1	0	0
06/10/2019 01:00	0.0	0.0	0.0	0.0	0.0	0	0	0
06/10/2019 02:00	0.0	0.0	0.0	0.0	0.0	0	0	0
06/10/2019 03:00	0.0	0.0	0.0	0.0	0.0	0	0	0
06/10/2019 04:00	0.0	0.0	0.0	0.0	0.0	0	0	0
06/10/2019 05:00	0.0	0.0	0.0	0.0	0.0	0	0	0
06/10/2019 06:00	0.0	0.0	0.0	0.0	0.0	0	0	0
06/10/2019 07:00	0.0	0.0	0.0	0.0	0.0	0	0	0
06/10/2019 08:00	0.0	0.0	0.0	0.0	0.0	0	1	0
06/10/2019 09:00	0.0	0.0	0.0	0.0	0.0	0	1	0
06/10/2019 10:00	26.3	16.4	599.9	0.0	33.3	1	1	0
06/10/2019 11:00	11.0	14.4	1,242.2	0.0	27.8	1	1	0
06/10/2019 12:00	0.2	13.8	1,647.6	0.0	0.6	1	1	0
06/10/2019 13:00	4.1	14.3	1,383.5	0.0	10.0	1	1	1
06/10/2019 14:00	0.0	0.0	0.0	0.0	0.0	0	1	0
06/10/2019 15:00	0.0	0.0	0.0	0.0	0.0	0	1	0
06/10/2019 16:00	0.0	0.0	0.0	0.0	0.0	0	1	0
06/10/2019 17:00	0.0	0.0	0.0	0.0	0.0	0	1	0
06/10/2019 18:00	12.2	17.8	427.2	0.0	8.9	1	1	0
06/10/2019 19:00	11.5	14.4	1,259.8	0.0	29.4	1	1	1
06/10/2019 20:00	0.6	12.6	1,951.7	0.0	1.9	1	1	1
06/10/2019 21:00	0.6	12.2	2,053.7	0.0	1.9	1	1	1
06/10/2019 22:00	0.5	12.2	2,067.6	0.4	1.6	1	1	1
06/10/2019 23:00	0.5	12.3	2,061.5	0.3	1.6	1	1	1
<b>Average/Sum#:</b>	6.7	14.1	1,424.3	0.4	122.7 #	11 #	16 #	6 #
<b>Minimum:</b>	0.2	12.2	427.2	0.3	0.6	0	0	0
<b>Maximum:</b>	26.3	17.8	2,067.6	0.4	33.3	1	1	1
<b>%SI</b>	54.17	54.17	54.17	91.67	54.17	0.00	0.00	0.00

# Daily Summary Report

CT1 - CO



From: 04/01/2019 00:00 To: 06/30/2019 23:59 Facility Name: COLUSA GENERATING STATION  
 Generated: 07/03/2019 08:40 Location: Maxwell, CA

Red = Invalid or Excluded Data | Green = Edited Status | Blue = Edited Value | \* = Excess Emission

Const. Value/Limit Tag:

	Unit CT1	Unit CT1	Unit CT1	> Limit Unit CT1	> Limit Unit CT1	Unit CT1	Unit CT2	Unit CT1
	CO, Ppm	O2, Dry, Pct	HI, MBtuPerHr	CO, _3Hr, Ppmvdc	CO, Lb	UnitOn, TF	NormalOp, TF	DBOn, TF
	1 Hour(s)	1 Hour(s)	1 Hour(s)	1 Hour(s)	1 Hour(s)	1 Hour(s)	1 Hour(s)	1 Hour(s)
06/11/2019 00:00	0.5	12.3	2,082.4	0.3	1.6	1	1	1
06/11/2019 01:00	0.2	13.6	1,631.9	0.3	0.6	1	1	1
06/11/2019 02:00	0.2	14.0	1,368.8	0.2	0.5	1	1	0
06/11/2019 03:00	0.1	14.0	1,555.8	0.2	0.3	1	1	0
06/11/2019 04:00	0.2	14.0	1,463.1	0.2	0.6	1	1	0
06/11/2019 05:00	0.2	14.0	1,375.4	0.2	0.5	1	1	0
06/11/2019 06:00	0.2	13.9	1,661.4	0.2	0.6	1	1	0
06/11/2019 07:00	0.2	13.9	1,573.1	0.2	0.6	1	1	0
06/11/2019 08:00	0.2	13.9	1,479.1	0.2	0.6	1	1	0
06/11/2019 09:00	0.2	14.0	1,366.9	0.2	0.5	1	1	0
06/11/2019 10:00	0.2	13.8	1,660.7	0.2	0.6	1	1	0
06/11/2019 11:00	0.4	13.6	1,724.7	0.2	1.2	1	1	1
06/11/2019 12:00	0.6	12.5	1,974.1	0.3	1.9	1	1	1
06/11/2019 13:00	7.6	14.6	1,019.1	0.0	7.0	1	0	1
06/11/2019 14:00	0.0	0.0	0.0	0.0	0.0	0	0	0
06/11/2019 15:00	0.0	0.0	0.0	0.0	0.0	0	0	0
06/11/2019 16:00	0.0	0.0	0.0	0.0	0.0	0	0	0
06/11/2019 17:00	17.0	16.4	665.6	0.0	22.6	1	1	0
06/11/2019 18:00	0.1	13.9	1,450.2	0.0	0.3	1	1	0
06/11/2019 19:00	0.2	13.7	1,640.1	0.0	0.6	1	1	1
06/11/2019 20:00	1.0	12.8	1,876.7	0.0	3.1	1	1	1
06/11/2019 21:00	0.9	12.2	2,034.2	0.5	2.8	1	1	1
06/11/2019 22:00	0.8	11.9	2,109.7	0.6	2.5	1	1	1
06/11/2019 23:00	0.8	11.7	2,143.0	0.5	2.5	1	1	1
<b>Average/Sum#:</b>	1.5	13.6	1,612.2	0.3	51.5 #	21 #	20 #	10 #
<b>Minimum:</b>	0.1	11.7	665.6	0.2	0.3	0	0	0
<b>Maximum:</b>	17.0	16.4	2,143.0	0.6	22.6	1	1	1
<b>%SI</b>	12.50	12.50	12.50	33.33	12.50	0.00	0.00	0.00

# Daily Summary Report

CT1 - CO



From: 04/01/2019 00:00 To: 06/30/2019 23:59 Facility Name: COLUSA GENERATING STATION  
 Generated: 07/03/2019 08:40 Location: Maxwell, CA

Red = Invalid or Excluded Data | Green = Edited Status | Blue = Edited Value | \* = Excess Emission

Const. Value/Limit Tag:

	Unit CT1 CO, Ppm 1 Hour(s)	Unit CT1 O2, Dry, Pct 1 Hour(s)	Unit CT1 HI, MBtuPerHr 1 Hour(s)	> Limit Unit CT1 CO, _3Hr, Ppmvdc 1 Hour(s)	> Limit Unit CT1 CO, Lb 1 Hour(s)	Unit CT1 UnitOn, TF 1 Hour(s)	Unit CT2 NormalOp, TF 1 Hour(s)	Unit CT1 DBOn, TF 1 Hour(s)
06/12/2019 00:00	0.3	13.6	1,517.8	0.4	0.8	1	1	1
06/12/2019 01:00	0.1	14.0	1,284.4	0.3	0.2	1	1	0
06/12/2019 02:00	0.2	14.0	1,273.2	0.2	0.5	1	1	0
06/12/2019 03:00	0.2	14.0	1,272.7	0.2	0.5	1	1	0
06/12/2019 04:00	0.2	14.0	1,287.0	0.2	0.5	1	1	0
06/12/2019 05:00	0.2	14.0	1,320.0	0.2	0.5	1	1	0
06/12/2019 06:00	0.2	14.0	1,422.9	0.2	0.5	1	1	0
06/12/2019 07:00	0.3	13.8	1,524.3	0.2	0.9	1	1	0
06/12/2019 08:00	0.4	13.9	1,353.3	0.2	1.0	1	1	0
06/12/2019 09:00	0.3	14.0	1,332.1	0.3	0.8	1	1	0
06/12/2019 10:00	0.3	13.9	1,448.7	0.3	0.8	1	1	0
06/12/2019 11:00	0.6	13.4	1,732.9	0.4	1.8	1	1	1
06/12/2019 12:00	0.7	12.3	1,988.0	0.4	2.1	1	1	1
06/12/2019 13:00	0.6	11.9	2,073.6	0.5	1.8	1	1	1
06/12/2019 14:00	0.6	11.9	2,061.7	0.4	1.8	1	1	1
06/12/2019 15:00	0.5	11.9	2,044.2	0.4	1.5	1	1	1
06/12/2019 16:00	0.5	11.7	2,075.6	0.3	1.5	1	1	1
06/12/2019 17:00	0.5	11.7	2,085.2	0.3	1.5	1	1	1
06/12/2019 18:00	0.5	11.9	2,040.3	0.3	1.5	1	1	1
06/12/2019 19:00	0.5	12.0	2,028.9	0.3	1.5	1	1	1
06/12/2019 20:00	0.5	11.8	2,075.7	0.3	1.5	1	1	1
06/12/2019 21:00	0.5	11.9	2,077.2	0.3	1.5	1	1	1
06/12/2019 22:00	0.5	12.0	2,078.7	0.3	1.5	1	1	1
06/12/2019 23:00	6.7	14.0	1,236.8	0.0	8.0	1	0	1
<b>Average/Sum#:</b>	0.7	13.0	1,693.1	0.3	34.5 #	24 #	23 #	14 #
<b>Minimum:</b>	0.1	11.7	1,236.8	0.2	0.2	1	0	0
<b>Maximum:</b>	6.7	14.0	2,085.2	0.5	8.0	1	1	1
<b>%SI</b>	0.00	0.00	0.00	4.17	0.00	0.00	0.00	0.00

# Daily Summary Report

CT1 - CO



From: 04/01/2019 00:00 To: 06/30/2019 23:59 Facility Name: COLUSA GENERATING STATION  
 Generated: 07/03/2019 08:40 Location: Maxwell, CA

Red = Invalid or Excluded Data | Green = Edited Status | Blue = Edited Value | \* = Excess Emission

Const. Value/Limit Tag:

	Unit CT1 CO, Ppm 1 Hour(s)	Unit CT1 O2, Dry, Pct 1 Hour(s)	Unit CT1 HI, MBtuPerHr 1 Hour(s)	> Limit Unit CT1 CO, _3Hr, Ppmvdc 1 Hour(s)	> Limit Unit CT1 CO, Lb 1 Hour(s)	Unit CT1 UnitOn, TF 1 Hour(s)	Unit CT2 NormalOp, TF 1 Hour(s)	Unit CT1 DBOn, TF 1 Hour(s)
06/13/2019 00:00	0.0	0.0	0.0	0.0	0.0	0	0	0
06/13/2019 01:00	0.0	0.0	0.0	0.0	0.0	0	0	0
06/13/2019 02:00	0.0	0.0	0.0	0.0	0.0	0	0	0
06/13/2019 03:00	0.0	0.0	0.0	0.0	0.0	0	0	0
06/13/2019 04:00	0.0	0.0	0.0	0.0	0.0	0	0	0
06/13/2019 05:00	0.0	0.0	0.0	0.0	0.0	0	0	0
06/13/2019 06:00	0.0	0.0	0.0	0.0	0.0	0	0	0
06/13/2019 07:00	0.0	0.0	0.0	0.0	0.0	0	0	0
06/13/2019 08:00	0.0	0.0	0.0	0.0	0.0	0	0	0
06/13/2019 09:00	0.0	0.0	0.0	0.0	0.0	0	1	0
06/13/2019 10:00	0.0	0.0	0.0	0.0	0.0	0	1	0
06/13/2019 11:00	0.0	0.0	0.0	0.0	0.0	0	1	0
06/13/2019 12:00	14.0	18.5	311.2	0.0	5.5	1	1	0
06/13/2019 13:00	22.6	15.8	739.7	0.0	43.3	1	1	0
06/13/2019 14:00	0.1	14.0	1,296.7	0.0	0.2	1	1	0
06/13/2019 15:00	0.1	14.0	1,358.8	0.0	0.3	1	1	0
06/13/2019 16:00	0.2	14.0	1,365.3	0.1	0.5	1	1	0
06/13/2019 17:00	0.2	13.9	1,478.5	0.2	0.6	1	1	0
06/13/2019 18:00	0.9	12.9	1,838.3	0.4	2.7	1	1	1
06/13/2019 19:00	0.9	12.0	2,036.1	0.5	2.7	1	1	1
06/13/2019 20:00	0.9	11.8	2,078.3	0.6	2.7	1	1	1
06/13/2019 21:00	8.4	14.0	1,211.1	0.0	9.8	1	0	1
06/13/2019 22:00	0.0	0.0	0.0	0.0	0.0	0	0	0
06/13/2019 23:00	0.0	0.0	0.0	0.0	0.0	0	0	0
<b>Average/Sum#:</b>	4.8	14.1	1,371.4	0.4	68.3 #	10 #	12 #	4 #
<b>Minimum:</b>	0.1	11.8	311.2	0.1	0.2	0	0	0
<b>Maximum:</b>	22.6	18.5	2,078.3	0.6	43.3	1	1	1
<b>%SI</b>	58.33	58.33	58.33	79.17	58.33	0.00	0.00	0.00

# Daily Summary Report

CT1 - CO



From: 04/01/2019 00:00 To: 06/30/2019 23:59 Facility Name: COLUSA GENERATING STATION  
 Generated: 07/03/2019 08:40 Location: Maxwell, CA

Red = Invalid or Excluded Data | Green = Edited Status | Blue = Edited Value | \* = Excess Emission

Const. Value/Limit Tag:

	Unit CT1 CO, Ppm 1 Hour(s)	Unit CT1 O2, Dry, Pct 1 Hour(s)	Unit CT1 HI, MBtuPerHr 1 Hour(s)	> Limit Unit CT1 CO, _3Hr, Ppmvdc 1 Hour(s)	> Limit Unit CT1 CO, Lb 1 Hour(s)	Unit CT1 UnitOn, TF 1 Hour(s)	Unit CT2 NormalOp, TF 1 Hour(s)	Unit CT1 DBOn, TF 1 Hour(s)
06/14/2019 00:00	0.0	0.0	0.0	0.0	0.0	0	0	0
06/14/2019 01:00	0.0	0.0	0.0	0.0	0.0	0	0	0
06/14/2019 02:00	0.0	0.0	0.0	0.0	0.0	0	0	0
06/14/2019 03:00	0.0	0.0	0.0	0.0	0.0	0	0	0
06/14/2019 04:00	0.0	0.0	0.0	0.0	0.0	0	0	0
06/14/2019 05:00	0.0	0.0	0.0	0.0	0.0	0	0	0
06/14/2019 06:00	0.0	0.0	0.0	0.0	0.0	0	0	0
06/14/2019 07:00	0.0	0.0	0.0	0.0	0.0	0	0	0
06/14/2019 08:00	0.0	0.0	0.0	0.0	0.0	0	0	0
06/14/2019 09:00	0.0	0.0	0.0	0.0	0.0	0	0	0
06/14/2019 10:00	0.0	0.0	0.0	0.0	0.0	0	0	0
06/14/2019 11:00	0.0	0.0	0.0	0.0	0.0	0	0	0
06/14/2019 12:00	0.0	0.0	0.0	0.0	0.0	0	0	0
06/14/2019 13:00	0.0	0.0	0.0	0.0	0.0	0	0	0
06/14/2019 14:00	0.0	0.0	0.0	0.0	0.0	0	0	0
06/14/2019 15:00	0.0	0.0	0.0	0.0	0.0	0	0	0
06/14/2019 16:00	0.0	0.0	0.0	0.0	0.0	0	0	0
06/14/2019 17:00	0.0	0.0	0.0	0.0	0.0	0	0	0
06/14/2019 18:00	0.0	0.0	0.0	0.0	0.0	0	0	0
06/14/2019 19:00	0.0	0.0	0.0	0.0	0.0	0	0	0
06/14/2019 20:00	0.0	0.0	0.0	0.0	0.0	0	0	0
06/14/2019 21:00	0.0	0.0	0.0	0.0	0.0	0	0	0
06/14/2019 22:00	0.0	0.0	0.0	0.0	0.0	0	0	0
06/14/2019 23:00	0.0	0.0	0.0	0.0	0.0	0	0	0
Average/Sum#:	0.0	0.0	0.0	0.0	0.0 #	0 #	0 #	0 #
Minimum:	0.0	0.0	0.0	0.0	0.0	0	0	0
Maximum:	0.0	0.0	0.0	0.0	0.0	0	0	0
%SI	100.00	100.00	100.00	100.00	100.00	0.00	0.00	0.00



# Daily Summary Report

CT1 - CO



From: 04/01/2019 00:00 To: 06/30/2019 23:59 Facility Name: COLUSA GENERATING STATION  
 Generated: 07/03/2019 08:40 Location: Maxwell, CA

Red = Invalid or Excluded Data | Green = Edited Status | Blue = Edited Value | \* = Excess Emission

Const. Value/Limit Tag:

	Unit CT1 CO, Ppm 1 Hour(s)	Unit CT1 O2, Dry, Pct 1 Hour(s)	Unit CT1 HI, MBtuPerHr 1 Hour(s)	> Limit Unit CT1 CO, _3Hr, Ppmvdc 1 Hour(s)	> Limit Unit CT1 CO, Lb 1 Hour(s)	Unit CT1 UnitOn, TF 1 Hour(s)	Unit CT2 NormalOp, TF 1 Hour(s)	Unit CT1 DBOn, TF 1 Hour(s)
06/15/2019 00:00	0.0	0.0	0.0	0.0	0.0	0	0	0
06/15/2019 01:00	0.0	0.0	0.0	0.0	0.0	0	0	0
06/15/2019 02:00	0.0	0.0	0.0	0.0	0.0	0	0	0
06/15/2019 03:00	0.0	0.0	0.0	0.0	0.0	0	0	0
06/15/2019 04:00	0.0	0.0	0.0	0.0	0.0	0	0	0
06/15/2019 05:00	0.0	0.0	0.0	0.0	0.0	0	0	0
06/15/2019 06:00	0.0	0.0	0.0	0.0	0.0	0	0	0
06/15/2019 07:00	0.0	0.0	0.0	0.0	0.0	0	0	0
06/15/2019 08:00	0.0	0.0	0.0	0.0	0.0	0	0	0
06/15/2019 09:00	0.0	0.0	0.0	0.0	0.0	0	0	0
06/15/2019 10:00	0.0	0.0	0.0	0.0	0.0	0	0	0
06/15/2019 11:00	0.0	0.0	0.0	0.0	0.0	0	0	0
06/15/2019 12:00	0.0	0.0	0.0	0.0	0.0	0	0	0
06/15/2019 13:00	0.0	0.0	0.0	0.0	0.0	0	0	0
06/15/2019 14:00	0.0	0.0	0.0	0.0	0.0	0	0	0
06/15/2019 15:00	0.0	0.0	0.0	0.0	0.0	0	0	0
06/15/2019 16:00	0.0	0.0	0.0	0.0	0.0	0	0	0
06/15/2019 17:00	0.0	0.0	0.0	0.0	0.0	0	0	0
06/15/2019 18:00	0.0	0.0	0.0	0.0	0.0	0	0	0
06/15/2019 19:00	0.0	0.0	0.0	0.0	0.0	0	0	0
06/15/2019 20:00	0.0	0.0	0.0	0.0	0.0	0	0	0
06/15/2019 21:00	0.0	0.0	0.0	0.0	0.0	0	0	0
06/15/2019 22:00	0.0	0.0	0.0	0.0	0.0	0	0	0
06/15/2019 23:00	0.0	0.0	0.0	0.0	0.0	0	0	0
Average/Sum#:	0.0	0.0	0.0	0.0	0.0 #	0 #	0 #	0 #
Minimum:	0.0	0.0	0.0	0.0	0.0	0	0	0
Maximum:	0.0	0.0	0.0	0.0	0.0	0	0	0
%SI	100.00	100.00	100.00	100.00	100.00	0.00	0.00	0.00

# Daily Summary Report

CT1 - CO



From: 04/01/2019 00:00 To: 06/30/2019 23:59 Facility Name: COLUSA GENERATING STATION  
 Generated: 07/03/2019 08:40 Location: Maxwell, CA

Red = Invalid or Excluded Data | Green = Edited Status | Blue = Edited Value | \* = Excess Emission

Const. Value/Limit Tag:

	Unit CT1 CO, Ppm 1 Hour(s)	Unit CT1 O2, Dry, Pct 1 Hour(s)	Unit CT1 HI, MBtuPerHr 1 Hour(s)	> Limit Unit CT1 CO, _3Hr, Ppmvdc 1 Hour(s)	> Limit Unit CT1 CO, Lb 1 Hour(s)	Unit CT1 UnitOn, TF 1 Hour(s)	Unit CT2 NormalOp, TF 1 Hour(s)	Unit CT1 DBOn, TF 1 Hour(s)
06/16/2019 00:00	0.0	0.0	0.0	0.0	0.0	0	0	0
06/16/2019 01:00	0.0	0.0	0.0	0.0	0.0	0	0	0
06/16/2019 02:00	0.0	0.0	0.0	0.0	0.0	0	0	0
06/16/2019 03:00	0.0	0.0	0.0	0.0	0.0	0	0	0
06/16/2019 04:00	0.0	0.0	0.0	0.0	0.0	0	0	0
06/16/2019 05:00	0.0	0.0	0.0	0.0	0.0	0	0	0
06/16/2019 06:00	0.0	0.0	0.0	0.0	0.0	0	0	0
06/16/2019 07:00	0.0	0.0	0.0	0.0	0.0	0	0	0
06/16/2019 08:00	0.0	0.0	0.0	0.0	0.0	0	0	0
06/16/2019 09:00	0.0	0.0	0.0	0.0	0.0	0	0	0
06/16/2019 10:00	0.0	0.0	0.0	0.0	0.0	0	0	0
06/16/2019 11:00	0.0	0.0	0.0	0.0	0.0	0	0	0
06/16/2019 12:00	0.0	0.0	0.0	0.0	0.0	0	0	0
06/16/2019 13:00	0.0	0.0	0.0	0.0	0.0	0	0	0
06/16/2019 14:00	0.0	0.0	0.0	0.0	0.0	0	0	0
06/16/2019 15:00	0.0	0.0	0.0	0.0	0.0	0	0	0
06/16/2019 16:00	0.0	0.0	0.0	0.0	0.0	0	0	0
06/16/2019 17:00	0.0	0.0	0.0	0.0	0.0	0	0	0
06/16/2019 18:00	0.0	0.0	0.0	0.0	0.0	0	0	0
06/16/2019 19:00	0.0	0.0	0.0	0.0	0.0	0	0	0
06/16/2019 20:00	0.0	0.0	0.0	0.0	0.0	0	0	0
06/16/2019 21:00	0.0	0.0	0.0	0.0	0.0	0	0	0
06/16/2019 22:00	0.0	0.0	0.0	0.0	0.0	0	0	0
06/16/2019 23:00	0.0	0.0	0.0	0.0	0.0	0	0	0
Average/Sum#:	0.0	0.0	0.0	0.0	0.0 #	0 #	0 #	0 #
Minimum:	0.0	0.0	0.0	0.0	0.0	0	0	0
Maximum:	0.0	0.0	0.0	0.0	0.0	0	0	0
%SI	100.00	100.00	100.00	100.00	100.00	0.00	0.00	0.00

# Daily Summary Report

CT1 - CO



From: 04/01/2019 00:00 To: 06/30/2019 23:59 Facility Name: COLUSA GENERATING STATION  
 Generated: 07/03/2019 08:40 Location: Maxwell, CA

Red = Invalid or Excluded Data | Green = Edited Status | Blue = Edited Value | \* = Excess Emission

Const. Value/Limit Tag:

	Unit CT1 CO, Ppm 1 Hour(s)	Unit CT1 O2, Dry, Pct 1 Hour(s)	Unit CT1 HI, MBtuPerHr 1 Hour(s)	> Limit Unit CT1 CO, _3Hr, Ppmvdc 1 Hour(s)	> Limit Unit CT1 CO, Lb 1 Hour(s)	Unit CT1 UnitOn, TF 1 Hour(s)	Unit CT2 NormalOp, TF 1 Hour(s)	Unit CT1 DBOn, TF 1 Hour(s)
06/17/2019 00:00	0.0	0.0	0.0	0.0	0.0	0	0	0
06/17/2019 01:00	0.0	0.0	0.0	0.0	0.0	0	0	0
06/17/2019 02:00	0.0	0.0	0.0	0.0	0.0	0	0	0
06/17/2019 03:00	0.0	0.0	0.0	0.0	0.0	0	0	0
06/17/2019 04:00	0.0	0.0	0.0	0.0	0.0	0	0	0
06/17/2019 05:00	0.0	0.0	0.0	0.0	0.0	0	0	0
06/17/2019 06:00	0.0	0.0	0.0	0.0	0.0	0	0	0
06/17/2019 07:00	0.0	0.0	0.0	0.0	0.0	0	0	0
06/17/2019 08:00	0.0	0.0	0.0	0.0	0.0	0	0	0
06/17/2019 09:00	0.0	0.0	0.0	0.0	0.0	0	1	0
06/17/2019 10:00	0.0	0.0	0.0	0.0	0.0	0	1	0
06/17/2019 11:00	64.6	17.4	472.5	0.0	106.0	1	1	0
06/17/2019 12:00	18.0	14.7	993.3	0.0	38.1	1	1	0
06/17/2019 13:00	0.2	13.8	1,572.7	0.0	0.6	1	1	0
06/17/2019 14:00	0.2	13.8	1,584.7	0.0	0.6	1	1	0
06/17/2019 15:00	0.0	13.8	1,631.6	0.0	0.0	1	1	0
06/17/2019 16:00	0.0	13.8	1,479.3	0.0	0.0	1	1	1
06/17/2019 17:00	0.0	12.7	1,865.4	0.0	0.0	1	1	1
06/17/2019 18:00	0.0	11.7	2,074.3	0.0	0.0	1	1	1
06/17/2019 19:00	0.0	11.4	2,118.1	0.0	0.0	1	1	1
06/17/2019 20:00	0.0	11.5	2,113.0	0.0	0.0	1	1	1
06/17/2019 21:00	0.0	11.7	2,089.5	0.0	0.0	1	1	1
06/17/2019 22:00	0.0	11.8	2,065.9	0.0	0.0	1	1	1
06/17/2019 23:00	0.0	13.9	1,204.1	0.0	0.0	1	0	1
<b>Average/Sum#:</b>	20.8	13.2	1,635.7	0.0	145.3 #	13 #	14 #	8 #
<b>Minimum:</b>	0.2	11.4	472.5	0.0	0.6	0	0	0
<b>Maximum:</b>	64.6	17.4	2,118.1	0.0	106.0	1	1	1
<b>%SI</b>	83.33	45.83	45.83	100.00	83.33	0.00	0.00	0.00

# Daily Summary Report

CT1 - CO



From: 04/01/2019 00:00 To: 06/30/2019 23:59 Facility Name: COLUSA GENERATING STATION  
 Generated: 07/03/2019 08:40 Location: Maxwell, CA

Red = Invalid or Excluded Data | Green = Edited Status | Blue = Edited Value | \* = Excess Emission

Const. Value/Limit Tag:

	Unit CT1 CO, Ppm 1 Hour(s)	Unit CT1 O2, Dry, Pct 1 Hour(s)	Unit CT1 HI, MBtuPerHr 1 Hour(s)	> Limit Unit CT1 CO, _3Hr, Ppmvdc 1 Hour(s)	> Limit Unit CT1 CO, Lb 1 Hour(s)	Unit CT1 UnitOn, TF 1 Hour(s)	Unit CT2 NormalOp, TF 1 Hour(s)	Unit CT1 DBOn, TF 1 Hour(s)
06/18/2019 00:00	0.0	0.0	0.0	0.0	0.0	0	0	0
06/18/2019 01:00	0.0	0.0	0.0	0.0	0.0	0	0	0
06/18/2019 02:00	0.0	0.0	0.0	0.0	0.0	0	0	0
06/18/2019 03:00	0.0	0.0	0.0	0.0	0.0	0	0	0
06/18/2019 04:00	0.0	0.0	0.0	0.0	0.0	0	0	0
06/18/2019 05:00	0.0	0.0	0.0	0.0	0.0	0	0	0
06/18/2019 06:00	0.0	0.0	0.0	0.0	0.0	0	0	0
06/18/2019 07:00	0.0	0.0	0.0	0.0	0.0	0	0	0
06/18/2019 08:00	0.0	0.0	0.0	0.0	0.0	0	0	0
06/18/2019 09:00	0.0	0.0	0.0	0.0	0.0	0	0	0
06/18/2019 10:00	0.0	0.0	0.0	0.0	0.0	0	0	0
06/18/2019 11:00	0.0	0.0	0.0	0.0	0.0	0	0	0
06/18/2019 12:00	0.0	0.0	0.0	0.0	0.0	0	1	0
06/18/2019 13:00	0.0	0.0	0.0	0.0	0.0	0	1	0
06/18/2019 14:00	29.7	17.6	432.5	0.0	34.4	1	1	0
06/18/2019 15:00	7.6	14.7	1,097.1	0.0	17.8	1	1	0
06/18/2019 16:00	0.1	13.8	1,664.2	0.0	0.3	1	1	0
06/18/2019 17:00	0.3	13.8	1,511.5	0.0	0.8	1	1	1
06/18/2019 18:00	0.9	12.8	1,884.0	0.3	2.8	1	1	1
06/18/2019 19:00	0.9	11.7	2,080.3	0.5	2.7	1	1	1
06/18/2019 20:00	0.9	11.6	2,134.5	0.6	2.7	1	1	1
06/18/2019 21:00	0.8	11.7	2,131.1	0.6	2.4	1	1	1
06/18/2019 22:00	0.8	12.4	1,955.9	0.6	2.4	1	1	1
06/18/2019 23:00	14.6	15.8	590.2	0.0	5.6	1	0	0
<b>Average/Sum#:</b>	5.7	13.6	1,548.1	0.5	71.9 #	10 #	11 #	6 #
<b>Minimum:</b>	0.1	11.6	432.5	0.3	0.3	0	0	0
<b>Maximum:</b>	29.7	17.6	2,134.5	0.6	34.4	1	1	1
<b>%SI</b>	58.33	58.33	58.33	79.17	58.33	0.00	0.00	0.00

# Daily Summary Report

CT1 - CO



From: 04/01/2019 00:00 To: 06/30/2019 23:59 Facility Name: COLUSA GENERATING STATION  
 Generated: 07/03/2019 08:40 Location: Maxwell, CA

Red = Invalid or Excluded Data | Green = Edited Status | Blue = Edited Value | \* = Excess Emission

Const. Value/Limit Tag:

	Unit CT1 CO, Ppm 1 Hour(s)	Unit CT1 O2, Dry, Pct 1 Hour(s)	Unit CT1 HI, MBtuPerHr 1 Hour(s)	> Limit Unit CT1 CO, _3Hr, Ppmvdc 1 Hour(s)	> Limit Unit CT1 CO, Lb 1 Hour(s)	Unit CT1 UnitOn, TF 1 Hour(s)	Unit CT2 NormalOp, TF 1 Hour(s)	Unit CT1 DBOn, TF 1 Hour(s)
06/19/2019 00:00	0.0	0.0	0.0	0.0	0.0	0	0	0
06/19/2019 01:00	0.0	0.0	0.0	0.0	0.0	0	0	0
06/19/2019 02:00	0.0	0.0	0.0	0.0	0.0	0	0	0
06/19/2019 03:00	0.0	0.0	0.0	0.0	0.0	0	0	0
06/19/2019 04:00	0.0	0.0	0.0	0.0	0.0	0	0	0
06/19/2019 05:00	0.0	0.0	0.0	0.0	0.0	0	0	0
06/19/2019 06:00	0.0	0.0	0.0	0.0	0.0	0	0	0
06/19/2019 07:00	0.0	0.0	0.0	0.0	0.0	0	0	0
06/19/2019 08:00	0.0	0.0	0.0	0.0	0.0	0	0	0
06/19/2019 09:00	0.0	0.0	0.0	0.0	0.0	0	0	0
06/19/2019 10:00	0.0	0.0	0.0	0.0	0.0	0	0	0
06/19/2019 11:00	0.0	0.0	0.0	0.0	0.0	0	0	0
06/19/2019 12:00	0.0	0.0	0.0	0.0	0.0	0	0	0
06/19/2019 13:00	0.0	0.0	0.0	0.0	0.0	0	0	0
06/19/2019 14:00	0.0	0.0	0.0	0.0	0.0	0	0	0
06/19/2019 15:00	0.0	0.0	0.0	0.0	0.0	0	0	0
06/19/2019 16:00	0.0	0.0	0.0	0.0	0.0	0	0	0
06/19/2019 17:00	0.0	0.0	0.0	0.0	0.0	0	0	0
06/19/2019 18:00	0.0	0.0	0.0	0.0	0.0	0	0	0
06/19/2019 19:00	0.0	0.0	0.0	0.0	0.0	0	0	0
06/19/2019 20:00	0.0	0.0	0.0	0.0	0.0	0	0	0
06/19/2019 21:00	0.0	0.0	0.0	0.0	0.0	0	0	0
06/19/2019 22:00	0.0	0.0	0.0	0.0	0.0	0	0	0
06/19/2019 23:00	0.0	0.0	0.0	0.0	0.0	0	0	0
Average/Sum#:	0.0	0.0	0.0	0.0	0.0 #	0 #	0 #	0 #
Minimum:	0.0	0.0	0.0	0.0	0.0	0	0	0
Maximum:	0.0	0.0	0.0	0.0	0.0	0	0	0
%SI	100.00	100.00	100.00	100.00	100.00	0.00	0.00	0.00

# Daily Summary Report

CT1 - CO



From: 04/01/2019 00:00 To: 06/30/2019 23:59 Facility Name: COLUSA GENERATING STATION  
 Generated: 07/03/2019 08:40 Location: Maxwell, CA

Red = Invalid or Excluded Data | Green = Edited Status | Blue = Edited Value | \* = Excess Emission

Const. Value/Limit Tag:

	Unit CT1 CO, Ppm 1 Hour(s)	Unit CT1 O2, Dry, Pct 1 Hour(s)	Unit CT1 HI, MBtuPerHr 1 Hour(s)	> Limit Unit CT1 CO, _3Hr, Ppmvdc 1 Hour(s)	> Limit Unit CT1 CO, Lb 1 Hour(s)	Unit CT1 UnitOn, TF 1 Hour(s)	Unit CT2 NormalOp, TF 1 Hour(s)	Unit CT1 DBOn, TF 1 Hour(s)
06/20/2019 00:00	0.0	0.0	0.0	0.0	0.0	0	0	0
06/20/2019 01:00	0.0	0.0	0.0	0.0	0.0	0	0	0
06/20/2019 02:00	0.0	0.0	0.0	0.0	0.0	0	0	0
06/20/2019 03:00	0.0	0.0	0.0	0.0	0.0	0	0	0
06/20/2019 04:00	0.0	0.0	0.0	0.0	0.0	0	0	0
06/20/2019 05:00	0.0	0.0	0.0	0.0	0.0	0	0	0
06/20/2019 06:00	0.0	0.0	0.0	0.0	0.0	0	0	0
06/20/2019 07:00	0.0	0.0	0.0	0.0	0.0	0	0	0
06/20/2019 08:00	0.0	0.0	0.0	0.0	0.0	0	0	0
06/20/2019 09:00	0.0	0.0	0.0	0.0	0.0	0	0	0
06/20/2019 10:00	0.0	0.0	0.0	0.0	0.0	0	0	0
06/20/2019 11:00	0.0	0.0	0.0	0.0	0.0	0	0	0
06/20/2019 12:00	0.0	0.0	0.0	0.0	0.0	0	0	0
06/20/2019 13:00	0.0	0.0	0.0	0.0	0.0	0	0	0
06/20/2019 14:00	0.0	0.0	0.0	0.0	0.0	0	0	0
06/20/2019 15:00	0.0	0.0	0.0	0.0	0.0	0	0	0
06/20/2019 16:00	0.0	0.0	0.0	0.0	0.0	0	0	0
06/20/2019 17:00	0.0	0.0	0.0	0.0	0.0	0	0	0
06/20/2019 18:00	0.0	0.0	0.0	0.0	0.0	0	0	0
06/20/2019 19:00	0.0	0.0	0.0	0.0	0.0	0	0	0
06/20/2019 20:00	0.0	0.0	0.0	0.0	0.0	0	0	0
06/20/2019 21:00	0.0	0.0	0.0	0.0	0.0	0	0	0
06/20/2019 22:00	0.0	0.0	0.0	0.0	0.0	0	0	0
06/20/2019 23:00	0.0	0.0	0.0	0.0	0.0	0	0	0
Average/Sum#:	0.0	0.0	0.0	0.0	0.0 #	0 #	0 #	0 #
Minimum:	0.0	0.0	0.0	0.0	0.0	0	0	0
Maximum:	0.0	0.0	0.0	0.0	0.0	0	0	0
%SI	100.00	100.00	100.00	100.00	100.00	0.00	0.00	0.00

# Daily Summary Report

CT1 - CO



From: 04/01/2019 00:00 To: 06/30/2019 23:59 Facility Name: COLUSA GENERATING STATION  
 Generated: 07/03/2019 08:40 Location: Maxwell, CA

Red = Invalid or Excluded Data | Green = Edited Status | Blue = Edited Value | \* = Excess Emission

Const. Value/Limit Tag:

	Unit CT1 CO, Ppm 1 Hour(s)	Unit CT1 O2, Dry, Pct 1 Hour(s)	Unit CT1 HI, MBtuPerHr 1 Hour(s)	> Limit Unit CT1 CO, _3Hr, Ppmvdc 1 Hour(s)	> Limit Unit CT1 CO, Lb 1 Hour(s)	Unit CT1 UnitOn, TF 1 Hour(s)	Unit CT2 NormalOp, TF 1 Hour(s)	Unit CT1 DBOn, TF 1 Hour(s)
06/21/2019 00:00	0.0	0.0	0.0	0.0	0.0	0	0	0
06/21/2019 01:00	0.0	0.0	0.0	0.0	0.0	0	0	0
06/21/2019 02:00	0.0	0.0	0.0	0.0	0.0	0	0	0
06/21/2019 03:00	0.0	0.0	0.0	0.0	0.0	0	0	0
06/21/2019 04:00	0.0	0.0	0.0	0.0	0.0	0	0	0
06/21/2019 05:00	0.0	0.0	0.0	0.0	0.0	0	0	0
06/21/2019 06:00	0.0	0.0	0.0	0.0	0.0	0	0	0
06/21/2019 07:00	0.0	0.0	0.0	0.0	0.0	0	0	0
06/21/2019 08:00	0.0	0.0	0.0	0.0	0.0	0	0	0
06/21/2019 09:00	0.0	0.0	0.0	0.0	0.0	0	0	0
06/21/2019 10:00	0.0	0.0	0.0	0.0	0.0	0	0	0
06/21/2019 11:00	0.0	0.0	0.0	0.0	0.0	0	0	0
06/21/2019 12:00	0.0	0.0	0.0	0.0	0.0	0	0	0
06/21/2019 13:00	0.0	0.0	0.0	0.0	0.0	0	0	0
06/21/2019 14:00	0.0	0.0	0.0	0.0	0.0	0	0	0
06/21/2019 15:00	0.0	0.0	0.0	0.0	0.0	0	0	0
06/21/2019 16:00	0.0	0.0	0.0	0.0	0.0	0	0	0
06/21/2019 17:00	0.0	0.0	0.0	0.0	0.0	0	0	0
06/21/2019 18:00	0.0	0.0	0.0	0.0	0.0	0	0	0
06/21/2019 19:00	0.0	0.0	0.0	0.0	0.0	0	0	0
06/21/2019 20:00	0.0	0.0	0.0	0.0	0.0	0	0	0
06/21/2019 21:00	0.0	0.0	0.0	0.0	0.0	0	0	0
06/21/2019 22:00	0.0	0.0	0.0	0.0	0.0	0	0	0
06/21/2019 23:00	0.0	0.0	0.0	0.0	0.0	0	0	0
Average/Sum#:	0.0	0.0	0.0	0.0	0.0 #	0 #	0 #	0 #
Minimum:	0.0	0.0	0.0	0.0	0.0	0	0	0
Maximum:	0.0	0.0	0.0	0.0	0.0	0	0	0
%SI	100.00	100.00	100.00	100.00	100.00	0.00	0.00	0.00

# Daily Summary Report

CT1 - CO



From: 04/01/2019 00:00 To: 06/30/2019 23:59 Facility Name: COLUSA GENERATING STATION  
 Generated: 07/03/2019 08:40 Location: Maxwell, CA

Red = Invalid or Excluded Data | Green = Edited Status | Blue = Edited Value | \* = Excess Emission

Const. Value/Limit Tag:

	Unit CT1 CO, Ppm 1 Hour(s)	Unit CT1 O2, Dry, Pct 1 Hour(s)	Unit CT1 HI, MBtuPerHr 1 Hour(s)	> Limit Unit CT1 CO, _3Hr, Ppmvdc 1 Hour(s)	> Limit Unit CT1 CO, Lb 1 Hour(s)	Unit CT1 UnitOn, TF 1 Hour(s)	Unit CT2 NormalOp, TF 1 Hour(s)	Unit CT1 DBOn, TF 1 Hour(s)
06/22/2019 00:00	0.0	0.0	0.0	0.0	0.0	0	0	0
06/22/2019 01:00	0.0	0.0	0.0	0.0	0.0	0	0	0
06/22/2019 02:00	0.0	0.0	0.0	0.0	0.0	0	0	0
06/22/2019 03:00	0.0	0.0	0.0	0.0	0.0	0	0	0
06/22/2019 04:00	0.0	0.0	0.0	0.0	0.0	0	0	0
06/22/2019 05:00	0.0	0.0	0.0	0.0	0.0	0	0	0
06/22/2019 06:00	0.0	0.0	0.0	0.0	0.0	0	0	0
06/22/2019 07:00	0.0	0.0	0.0	0.0	0.0	0	0	0
06/22/2019 08:00	0.0	0.0	0.0	0.0	0.0	0	0	0
06/22/2019 09:00	0.0	0.0	0.0	0.0	0.0	0	0	0
06/22/2019 10:00	0.0	0.0	0.0	0.0	0.0	0	0	0
06/22/2019 11:00	0.0	0.0	0.0	0.0	0.0	0	0	0
06/22/2019 12:00	0.0	0.0	0.0	0.0	0.0	0	0	0
06/22/2019 13:00	0.0	0.0	0.0	0.0	0.0	0	0	0
06/22/2019 14:00	0.0	0.0	0.0	0.0	0.0	0	0	0
06/22/2019 15:00	0.0	0.0	0.0	0.0	0.0	0	0	0
06/22/2019 16:00	0.0	0.0	0.0	0.0	0.0	0	0	0
06/22/2019 17:00	0.0	0.0	0.0	0.0	0.0	0	0	0
06/22/2019 18:00	0.0	0.0	0.0	0.0	0.0	0	0	0
06/22/2019 19:00	0.0	0.0	0.0	0.0	0.0	0	0	0
06/22/2019 20:00	0.0	0.0	0.0	0.0	0.0	0	0	0
06/22/2019 21:00	0.0	0.0	0.0	0.0	0.0	0	0	0
06/22/2019 22:00	0.0	0.0	0.0	0.0	0.0	0	0	0
06/22/2019 23:00	0.0	0.0	0.0	0.0	0.0	0	0	0
Average/Sum#:	0.0	0.0	0.0	0.0	0.0 #	0 #	0 #	0 #
Minimum:	0.0	0.0	0.0	0.0	0.0	0	0	0
Maximum:	0.0	0.0	0.0	0.0	0.0	0	0	0
%SI	100.00	100.00	100.00	100.00	100.00	0.00	0.00	0.00



# Daily Summary Report

CT1 - CO



From: 04/01/2019 00:00 To: 06/30/2019 23:59 Facility Name: COLUSA GENERATING STATION  
 Generated: 07/03/2019 08:40 Location: Maxwell, CA

Red = Invalid or Excluded Data | Green = Edited Status | Blue = Edited Value | \* = Excess Emission

Const. Value/Limit Tag:

	Unit CT1 CO, Ppm 1 Hour(s)	Unit CT1 O2, Dry, Pct 1 Hour(s)	Unit CT1 HI, MBtuPerHr 1 Hour(s)	> Limit Unit CT1 CO, _3Hr, Ppmvdc 1 Hour(s)	> Limit Unit CT1 CO, Lb 1 Hour(s)	Unit CT1 UnitOn, TF 1 Hour(s)	Unit CT2 NormalOp, TF 1 Hour(s)	Unit CT1 DBOn, TF 1 Hour(s)
06/23/2019 00:00	0.0	0.0	0.0	0.0	0.0	0	0	0
06/23/2019 01:00	0.0	0.0	0.0	0.0	0.0	0	0	0
06/23/2019 02:00	0.0	0.0	0.0	0.0	0.0	0	0	0
06/23/2019 03:00	0.0	0.0	0.0	0.0	0.0	0	0	0
06/23/2019 04:00	0.0	0.0	0.0	0.0	0.0	0	0	0
06/23/2019 05:00	0.0	0.0	0.0	0.0	0.0	0	0	0
06/23/2019 06:00	0.0	0.0	0.0	0.0	0.0	0	0	0
06/23/2019 07:00	0.0	0.0	0.0	0.0	0.0	0	0	0
06/23/2019 08:00	0.0	0.0	0.0	0.0	0.0	0	0	0
06/23/2019 09:00	0.0	0.0	0.0	0.0	0.0	0	0	0
06/23/2019 10:00	0.0	0.0	0.0	0.0	0.0	0	0	0
06/23/2019 11:00	0.0	0.0	0.0	0.0	0.0	0	0	0
06/23/2019 12:00	0.0	0.0	0.0	0.0	0.0	0	1	0
06/23/2019 13:00	0.0	0.0	0.0	0.0	0.0	0	1	0
06/23/2019 14:00	47.6	17.5	460.8	0.0	85.2	1	1	0
06/23/2019 15:00	10.5	14.8	1,138.2	0.0	25.9	1	1	0
06/23/2019 16:00	0.2	13.9	1,642.1	0.0	0.6	1	1	0
06/23/2019 17:00	0.5	13.5	1,727.4	0.0	1.5	1	1	1
06/23/2019 18:00	0.7	12.4	2,034.0	0.4	2.2	1	1	1
06/23/2019 19:00	0.6	11.9	2,102.2	0.4	1.9	1	1	1
06/23/2019 20:00	0.6	11.9	2,106.7	0.4	1.9	1	1	1
06/23/2019 21:00	3.4	12.9	1,643.1	0.0	8.9	1	0	1
06/23/2019 22:00	0.0	0.0	0.0	0.0	0.0	0	0	0
06/23/2019 23:00	0.0	0.0	0.0	0.0	0.0	0	0	0
<b>Average/Sum#:</b>	8.0	13.6	1,606.8	0.4	128.1 #	8 #	9 #	5 #
<b>Minimum:</b>	0.2	11.9	460.8	0.4	0.6	0	0	0
<b>Maximum:</b>	47.6	17.5	2,106.7	0.4	85.2	1	1	1
<b>%SI</b>	66.67	66.67	66.67	87.50	66.67	0.00	0.00	0.00

# Daily Summary Report

CT1 - CO



From: 04/01/2019 00:00 To: 06/30/2019 23:59 Facility Name: COLUSA GENERATING STATION  
 Generated: 07/03/2019 08:40 Location: Maxwell, CA

Red = Invalid or Excluded Data | Green = Edited Status | Blue = Edited Value | \* = Excess Emission

Const. Value/Limit Tag:

	Unit CT1 CO, Ppm 1 Hour(s)	Unit CT1 O2, Dry, Pct 1 Hour(s)	Unit CT1 HI, MBtuPerHr 1 Hour(s)	> Limit Unit CT1 CO, _3Hr, Ppmvdc 1 Hour(s)	> Limit Unit CT1 CO, Lb 1 Hour(s)	Unit CT1 UnitOn, TF 1 Hour(s)	Unit CT2 NormalOp, TF 1 Hour(s)	Unit CT1 DBOn, TF 1 Hour(s)
06/24/2019 00:00	0.0	0.0	0.0	0.0	0.0	0	0	0
06/24/2019 01:00	0.0	0.0	0.0	0.0	0.0	0	0	0
06/24/2019 02:00	0.0	0.0	0.0	0.0	0.0	0	0	0
06/24/2019 03:00	0.0	0.0	0.0	0.0	0.0	0	0	0
06/24/2019 04:00	0.0	0.0	0.0	0.0	0.0	0	1	0
06/24/2019 05:00	0.0	0.0	0.0	0.0	0.0	0	1	0
06/24/2019 06:00	0.0	0.0	0.0	0.0	0.0	0	1	0
06/24/2019 07:00	0.0	0.0	0.0	0.0	0.0	0	1	0
06/24/2019 08:00	0.0	0.0	0.0	0.0	0.0	0	1	0
06/24/2019 09:00	18.4	17.5	473.6	0.0	16.9	1	1	0
06/24/2019 10:00	23.2	15.0	945.2	0.0	49.1	1	1	0
06/24/2019 11:00	0.2	14.1	1,357.6	0.0	0.5	1	1	0
06/24/2019 12:00	0.2	14.1	1,415.2	0.0	0.5	1	1	0
06/24/2019 13:00	0.2	14.0	1,638.6	0.2	0.6	1	1	0
06/24/2019 14:00	0.2	13.9	1,634.6	0.2	0.6	1	1	0
06/24/2019 15:00	0.2	13.9	1,634.0	0.2	0.6	1	1	0
06/24/2019 16:00	0.3	14.0	1,480.7	0.2	0.9	1	1	1
06/24/2019 17:00	1.0	12.6	1,957.5	0.4	3.1	1	1	1
06/24/2019 18:00	1.0	11.8	2,115.0	0.5	3.1	1	1	1
06/24/2019 19:00	1.0	11.7	2,134.6	0.6	3.1	1	1	1
06/24/2019 20:00	0.9	11.9	2,099.0	0.6	2.8	1	1	1
06/24/2019 21:00	0.9	12.0	2,100.5	0.6	2.8	1	1	1
06/24/2019 22:00	6.8	14.0	1,229.2	0.0	8.0	1	0	1
06/24/2019 23:00	0.0	0.0	0.0	0.0	0.0	0	0	0
<b>Average/Sum#:</b>	3.9	13.6	1,586.8	0.4	92.6 #	14 #	18 #	7 #
<b>Minimum:</b>	0.2	11.7	473.6	0.2	0.5	0	0	0
<b>Maximum:</b>	23.2	17.5	2,134.6	0.6	49.1	1	1	1
<b>%SI</b>	41.67	41.67	41.67	62.50	41.67	0.00	0.00	0.00

# Daily Summary Report

CT1 - CO



From: 04/01/2019 00:00 To: 06/30/2019 23:59 Facility Name: COLUSA GENERATING STATION  
 Generated: 07/03/2019 08:40 Location: Maxwell, CA

Red = Invalid or Excluded Data | Green = Edited Status | Blue = Edited Value | \* = Excess Emission

Const. Value/Limit Tag:

	Unit CT1 CO, Ppm 1 Hour(s)	Unit CT1 O2, Dry, Pct 1 Hour(s)	Unit CT1 HI, MBtuPerHr 1 Hour(s)	> Limit Unit CT1 CO, _3Hr, Ppmvdc 1 Hour(s)	> Limit Unit CT1 CO, Lb 1 Hour(s)	Unit CT1 UnitOn, TF 1 Hour(s)	Unit CT2 NormalOp, TF 1 Hour(s)	Unit CT1 DBOn, TF 1 Hour(s)
06/25/2019 00:00	0.0	0.0	0.0	0.0	0.0	0	0	0
06/25/2019 01:00	0.0	0.0	0.0	0.0	0.0	0	0	0
06/25/2019 02:00	0.0	0.0	0.0	0.0	0.0	0	0	0
06/25/2019 03:00	0.0	0.0	0.0	0.0	0.0	0	0	0
06/25/2019 04:00	0.0	0.0	0.0	0.0	0.0	0	0	0
06/25/2019 05:00	0.0	0.0	0.0	0.0	0.0	0	0	0
06/25/2019 06:00	0.0	0.0	0.0	0.0	0.0	0	0	0
06/25/2019 07:00	0.0	0.0	0.0	0.0	0.0	0	0	0
06/25/2019 08:00	0.0	0.0	0.0	0.0	0.0	0	0	0
06/25/2019 09:00	0.0	0.0	0.0	0.0	0.0	0	0	0
06/25/2019 10:00	0.0	0.0	0.0	0.0	0.0	0	0	0
06/25/2019 11:00	0.0	0.0	0.0	0.0	0.0	0	0	0
06/25/2019 12:00	0.0	0.0	0.0	0.0	0.0	0	0	0
06/25/2019 13:00	0.0	0.0	0.0	0.0	0.0	0	0	0
06/25/2019 14:00	0.0	0.0	0.0	0.0	0.0	0	0	0
06/25/2019 15:00	0.0	0.0	0.0	0.0	0.0	0	0	0
06/25/2019 16:00	0.0	0.0	0.0	0.0	0.0	0	0	0
06/25/2019 17:00	0.0	0.0	0.0	0.0	0.0	0	0	0
06/25/2019 18:00	0.0	0.0	0.0	0.0	0.0	0	0	0
06/25/2019 19:00	0.0	0.0	0.0	0.0	0.0	0	0	0
06/25/2019 20:00	0.0	0.0	0.0	0.0	0.0	0	0	0
06/25/2019 21:00	0.0	0.0	0.0	0.0	0.0	0	0	0
06/25/2019 22:00	0.0	0.0	0.0	0.0	0.0	0	0	0
06/25/2019 23:00	0.0	0.0	0.0	0.0	0.0	0	0	0
Average/Sum#:	0.0	0.0	0.0	0.0	0.0 #	0 #	0 #	0 #
Minimum:	0.0	0.0	0.0	0.0	0.0	0	0	0
Maximum:	0.0	0.0	0.0	0.0	0.0	0	0	0
%SI	100.00	100.00	100.00	100.00	100.00	0.00	0.00	0.00

# Daily Summary Report

CT1 - CO



From: 04/01/2019 00:00 To: 06/30/2019 23:59 Facility Name: COLUSA GENERATING STATION  
 Generated: 07/03/2019 08:40 Location: Maxwell, CA

Red = Invalid or Excluded Data | Green = Edited Status | Blue = Edited Value | \* = Excess Emission

Const. Value/Limit Tag:

	Unit CT1 CO, Ppm 1 Hour(s)	Unit CT1 O2, Dry, Pct 1 Hour(s)	Unit CT1 HI, MBtuPerHr 1 Hour(s)	> Limit Unit CT1 CO, _3Hr, Ppmvdc 1 Hour(s)	> Limit Unit CT1 CO, Lb 1 Hour(s)	Unit CT1 UnitOn, TF 1 Hour(s)	Unit CT2 NormalOp, TF 1 Hour(s)	Unit CT1 DBOn, TF 1 Hour(s)
06/26/2019 00:00	0.0	0.0	0.0	0.0	0.0	0	0	0
06/26/2019 01:00	0.0	0.0	0.0	0.0	0.0	0	0	0
06/26/2019 02:00	0.0	0.0	0.0	0.0	0.0	0	0	0
06/26/2019 03:00	0.0	0.0	0.0	0.0	0.0	0	0	0
06/26/2019 04:00	0.0	0.0	0.0	0.0	0.0	0	0	0
06/26/2019 05:00	0.0	0.0	0.0	0.0	0.0	0	0	0
06/26/2019 06:00	0.0	0.0	0.0	0.0	0.0	0	0	0
06/26/2019 07:00	0.0	0.0	0.0	0.0	0.0	0	0	0
06/26/2019 08:00	0.0	0.0	0.0	0.0	0.0	0	0	0
06/26/2019 09:00	0.0	0.0	0.0	0.0	0.0	0	0	0
06/26/2019 10:00	0.0	0.0	0.0	0.0	0.0	0	0	0
06/26/2019 11:00	0.0	0.0	0.0	0.0	0.0	0	0	0
06/26/2019 12:00	0.0	0.0	0.0	0.0	0.0	0	0	0
06/26/2019 13:00	0.0	0.0	0.0	0.0	0.0	0	0	0
06/26/2019 14:00	0.0	0.0	0.0	0.0	0.0	0	0	0
06/26/2019 15:00	0.0	0.0	0.0	0.0	0.0	0	0	0
06/26/2019 16:00	0.0	0.0	0.0	0.0	0.0	0	0	0
06/26/2019 17:00	0.0	0.0	0.0	0.0	0.0	0	0	0
06/26/2019 18:00	0.0	0.0	0.0	0.0	0.0	0	0	0
06/26/2019 19:00	0.0	0.0	0.0	0.0	0.0	0	0	0
06/26/2019 20:00	0.0	0.0	0.0	0.0	0.0	0	0	0
06/26/2019 21:00	0.0	0.0	0.0	0.0	0.0	0	0	0
06/26/2019 22:00	0.0	0.0	0.0	0.0	0.0	0	0	0
06/26/2019 23:00	0.0	0.0	0.0	0.0	0.0	0	0	0
Average/Sum#:	0.0	0.0	0.0	0.0	0.0 #	0 #	0 #	0 #
Minimum:	0.0	0.0	0.0	0.0	0.0	0	0	0
Maximum:	0.0	0.0	0.0	0.0	0.0	0	0	0
%SI	100.00	100.00	100.00	100.00	100.00	0.00	0.00	0.00

# Daily Summary Report

CT1 - CO



From: 04/01/2019 00:00 To: 06/30/2019 23:59 Facility Name: COLUSA GENERATING STATION  
 Generated: 07/03/2019 08:40 Location: Maxwell, CA

Red = Invalid or Excluded Data | Green = Edited Status | Blue = Edited Value | \* = Excess Emission

Const. Value/Limit Tag:

	Unit CT1 CO, Ppm 1 Hour(s)	Unit CT1 O2, Dry, Pct 1 Hour(s)	Unit CT1 HI, MBtuPerHr 1 Hour(s)	> Limit Unit CT1 CO, _3Hr, Ppmvdc 1 Hour(s)	> Limit Unit CT1 CO, Lb 1 Hour(s)	Unit CT1 UnitOn, TF 1 Hour(s)	Unit CT2 NormalOp, TF 1 Hour(s)	Unit CT1 DBOn, TF 1 Hour(s)
06/27/2019 00:00	0.0	0.0	0.0	0.0	0.0	0	0	0
06/27/2019 01:00	0.0	0.0	0.0	0.0	0.0	0	0	0
06/27/2019 02:00	0.0	0.0	0.0	0.0	0.0	0	0	0
06/27/2019 03:00	0.0	0.0	0.0	0.0	0.0	0	0	0
06/27/2019 04:00	0.0	0.0	0.0	0.0	0.0	0	0	0
06/27/2019 05:00	0.0	0.0	0.0	0.0	0.0	0	0	0
06/27/2019 06:00	0.0	0.0	0.0	0.0	0.0	0	0	0
06/27/2019 07:00	0.0	0.0	0.0	0.0	0.0	0	0	0
06/27/2019 08:00	0.0	0.0	0.0	0.0	0.0	0	0	0
06/27/2019 09:00	0.0	0.0	0.0	0.0	0.0	0	0	0
06/27/2019 10:00	0.0	0.0	0.0	0.0	0.0	0	0	0
06/27/2019 11:00	0.0	0.0	0.0	0.0	0.0	0	0	0
06/27/2019 12:00	0.0	0.0	0.0	0.0	0.0	0	0	0
06/27/2019 13:00	0.0	0.0	0.0	0.0	0.0	0	0	0
06/27/2019 14:00	0.0	0.0	0.0	0.0	0.0	0	0	0
06/27/2019 15:00	0.0	0.0	0.0	0.0	0.0	0	0	0
06/27/2019 16:00	0.0	0.0	0.0	0.0	0.0	0	0	0
06/27/2019 17:00	0.0	0.0	0.0	0.0	0.0	0	0	0
06/27/2019 18:00	0.0	0.0	0.0	0.0	0.0	0	0	0
06/27/2019 19:00	0.0	0.0	0.0	0.0	0.0	0	0	0
06/27/2019 20:00	0.0	0.0	0.0	0.0	0.0	0	0	0
06/27/2019 21:00	0.0	0.0	0.0	0.0	0.0	0	0	0
06/27/2019 22:00	0.0	0.0	0.0	0.0	0.0	0	0	0
06/27/2019 23:00	0.0	0.0	0.0	0.0	0.0	0	0	0
Average/Sum#:	0.0	0.0	0.0	0.0	0.0 #	0 #	0 #	0 #
Minimum:	0.0	0.0	0.0	0.0	0.0	0	0	0
Maximum:	0.0	0.0	0.0	0.0	0.0	0	0	0
%SI	100.00	100.00	100.00	100.00	100.00	0.00	0.00	0.00

# Daily Summary Report

CT1 - CO



From: 04/01/2019 00:00 To: 06/30/2019 23:59 Facility Name: COLUSA GENERATING STATION  
 Generated: 07/03/2019 08:40 Location: Maxwell, CA

Red = Invalid or Excluded Data | Green = Edited Status | Blue = Edited Value | \* = Excess Emission

Const. Value/Limit Tag:

	Unit CT1 CO, Ppm 1 Hour(s)	Unit CT1 O2, Dry, Pct 1 Hour(s)	Unit CT1 HI, MBtuPerHr 1 Hour(s)	> Limit Unit CT1 CO, _3Hr, Ppmvdc 1 Hour(s)	> Limit Unit CT1 CO, Lb 1 Hour(s)	Unit CT1 UnitOn, TF 1 Hour(s)	Unit CT2 NormalOp, TF 1 Hour(s)	Unit CT1 DBOn, TF 1 Hour(s)
06/28/2019 00:00	0.0	0.0	0.0	0.0	0.0	0	0	0
06/28/2019 01:00	0.0	0.0	0.0	0.0	0.0	0	0	0
06/28/2019 02:00	0.0	0.0	0.0	0.0	0.0	0	0	0
06/28/2019 03:00	0.0	0.0	0.0	0.0	0.0	0	0	0
06/28/2019 04:00	0.0	0.0	0.0	0.0	0.0	0	0	0
06/28/2019 05:00	0.0	0.0	0.0	0.0	0.0	0	0	0
06/28/2019 06:00	0.0	0.0	0.0	0.0	0.0	0	0	0
06/28/2019 07:00	0.0	0.0	0.0	0.0	0.0	0	0	0
06/28/2019 08:00	0.0	0.0	0.0	0.0	0.0	0	0	0
06/28/2019 09:00	0.0	0.0	0.0	0.0	0.0	0	0	0
06/28/2019 10:00	0.0	0.0	0.0	0.0	0.0	0	0	0
06/28/2019 11:00	0.0	0.0	0.0	0.0	0.0	0	0	0
06/28/2019 12:00	0.0	0.0	0.0	0.0	0.0	0	0	0
06/28/2019 13:00	0.0	0.0	0.0	0.0	0.0	0	0	0
06/28/2019 14:00	0.0	0.0	0.0	0.0	0.0	0	0	0
06/28/2019 15:00	0.0	0.0	0.0	0.0	0.0	0	0	0
06/28/2019 16:00	0.0	0.0	0.0	0.0	0.0	0	0	0
06/28/2019 17:00	0.0	0.0	0.0	0.0	0.0	0	0	0
06/28/2019 18:00	0.0	0.0	0.0	0.0	0.0	0	0	0
06/28/2019 19:00	0.0	0.0	0.0	0.0	0.0	0	0	0
06/28/2019 20:00	0.0	0.0	0.0	0.0	0.0	0	0	0
06/28/2019 21:00	0.0	0.0	0.0	0.0	0.0	0	0	0
06/28/2019 22:00	0.0	0.0	0.0	0.0	0.0	0	0	0
06/28/2019 23:00	0.0	0.0	0.0	0.0	0.0	0	0	0
Average/Sum#:	0.0	0.0	0.0	0.0	0.0 #	0 #	0 #	0 #
Minimum:	0.0	0.0	0.0	0.0	0.0	0	0	0
Maximum:	0.0	0.0	0.0	0.0	0.0	0	0	0
%SI	100.00	100.00	100.00	100.00	100.00	0.00	0.00	0.00

# Daily Summary Report

CT1 - CO



From: 04/01/2019 00:00 To: 06/30/2019 23:59 Facility Name: COLUSA GENERATING STATION  
 Generated: 07/03/2019 08:40 Location: Maxwell, CA

Red = Invalid or Excluded Data | Green = Edited Status | Blue = Edited Value | \* = Excess Emission

Const. Value/Limit Tag:

	Unit CT1 CO, Ppm 1 Hour(s)	Unit CT1 O2, Dry, Pct 1 Hour(s)	Unit CT1 HI, MBtuPerHr 1 Hour(s)	> Limit Unit CT1 CO, _3Hr, Ppmvdc 1 Hour(s)	> Limit Unit CT1 CO, Lb 1 Hour(s)	Unit CT1 UnitOn, TF 1 Hour(s)	Unit CT2 NormalOp, TF 1 Hour(s)	Unit CT1 DBOn, TF 1 Hour(s)
06/29/2019 00:00	0.0	0.0	0.0	0.0	0.0	0	0	0
06/29/2019 01:00	0.0	0.0	0.0	0.0	0.0	0	0	0
06/29/2019 02:00	0.0	0.0	0.0	0.0	0.0	0	0	0
06/29/2019 03:00	0.0	0.0	0.0	0.0	0.0	0	0	0
06/29/2019 04:00	0.0	0.0	0.0	0.0	0.0	0	0	0
06/29/2019 05:00	0.0	0.0	0.0	0.0	0.0	0	0	0
06/29/2019 06:00	0.0	0.0	0.0	0.0	0.0	0	0	0
06/29/2019 07:00	0.0	0.0	0.0	0.0	0.0	0	0	0
06/29/2019 08:00	0.0	0.0	0.0	0.0	0.0	0	0	0
06/29/2019 09:00	0.0	0.0	0.0	0.0	0.0	0	0	0
06/29/2019 10:00	0.0	0.0	0.0	0.0	0.0	0	0	0
06/29/2019 11:00	0.0	0.0	0.0	0.0	0.0	0	0	0
06/29/2019 12:00	0.0	0.0	0.0	0.0	0.0	0	0	0
06/29/2019 13:00	0.0	0.0	0.0	0.0	0.0	0	0	0
06/29/2019 14:00	0.0	0.0	0.0	0.0	0.0	0	0	0
06/29/2019 15:00	0.0	0.0	0.0	0.0	0.0	0	0	0
06/29/2019 16:00	0.0	0.0	0.0	0.0	0.0	0	0	0
06/29/2019 17:00	0.0	0.0	0.0	0.0	0.0	0	0	0
06/29/2019 18:00	0.0	0.0	0.0	0.0	0.0	0	0	0
06/29/2019 19:00	0.0	0.0	0.0	0.0	0.0	0	0	0
06/29/2019 20:00	0.0	0.0	0.0	0.0	0.0	0	0	0
06/29/2019 21:00	0.0	0.0	0.0	0.0	0.0	0	0	0
06/29/2019 22:00	0.0	0.0	0.0	0.0	0.0	0	0	0
06/29/2019 23:00	0.0	0.0	0.0	0.0	0.0	0	0	0
Average/Sum#:	0.0	0.0	0.0	0.0	0.0 #	0 #	0 #	0 #
Minimum:	0.0	0.0	0.0	0.0	0.0	0	0	0
Maximum:	0.0	0.0	0.0	0.0	0.0	0	0	0
%SI	100.00	100.00	100.00	100.00	100.00	0.00	0.00	0.00

# Daily Summary Report

CT1 - CO



From: 04/01/2019 00:00 To: 06/30/2019 23:59 Facility Name: COLUSA GENERATING STATION  
 Generated: 07/03/2019 08:40 Location: Maxwell, CA

Red = Invalid or Excluded Data | Green = Edited Status | Blue = Edited Value | \* = Excess Emission

Const. Value/Limit Tag:

	Unit CT1 CO, Ppm 1 Hour(s)	Unit CT1 O2, Dry, Pct 1 Hour(s)	Unit CT1 HI, MBtuPerHr 1 Hour(s)	> Limit Unit CT1 CO, _3Hr, Ppmvdc 1 Hour(s)	> Limit Unit CT1 CO, Lb 1 Hour(s)	Unit CT1 UnitOn, TF 1 Hour(s)	Unit CT2 NormalOp, TF 1 Hour(s)	Unit CT1 DBOn, TF 1 Hour(s)
06/30/2019 00:00	0.0	0.0	0.0	0.0	0.0	0	0	0
06/30/2019 01:00	0.0	0.0	0.0	0.0	0.0	0	0	0
06/30/2019 02:00	0.0	0.0	0.0	0.0	0.0	0	0	0
06/30/2019 03:00	0.0	0.0	0.0	0.0	0.0	0	0	0
06/30/2019 04:00	0.0	0.0	0.0	0.0	0.0	0	0	0
06/30/2019 05:00	0.0	0.0	0.0	0.0	0.0	0	0	0
06/30/2019 06:00	0.0	0.0	0.0	0.0	0.0	0	0	0
06/30/2019 07:00	0.0	0.0	0.0	0.0	0.0	0	0	0
06/30/2019 08:00	0.0	0.0	0.0	0.0	0.0	0	0	0
06/30/2019 09:00	0.0	0.0	0.0	0.0	0.0	0	0	0
06/30/2019 10:00	0.0	0.0	0.0	0.0	0.0	0	0	0
06/30/2019 11:00	0.0	0.0	0.0	0.0	0.0	0	0	0
06/30/2019 12:00	0.0	0.0	0.0	0.0	0.0	0	0	0
06/30/2019 13:00	0.0	0.0	0.0	0.0	0.0	0	0	0
06/30/2019 14:00	0.0	0.0	0.0	0.0	0.0	0	0	0
06/30/2019 15:00	0.0	0.0	0.0	0.0	0.0	0	0	0
06/30/2019 16:00	0.0	0.0	0.0	0.0	0.0	0	0	0
06/30/2019 17:00	0.0	0.0	0.0	0.0	0.0	0	0	0
06/30/2019 18:00	0.0	0.0	0.0	0.0	0.0	0	0	0
06/30/2019 19:00	0.0	0.0	0.0	0.0	0.0	0	0	0
06/30/2019 20:00	0.0	0.0	0.0	0.0	0.0	0	0	0
06/30/2019 21:00	0.0	0.0	0.0	0.0	0.0	0	0	0
06/30/2019 22:00	0.0	0.0	0.0	0.0	0.0	0	0	0
06/30/2019 23:00	0.0	0.0	0.0	0.0	0.0	0	0	0
Average/Sum#:	0.0	0.0	0.0	0.0	0.0 #	0 #	0 #	0 #
Minimum:	0.0	0.0	0.0	0.0	0.0	0	0	0
Maximum:	0.0	0.0	0.0	0.0	0.0	0	0	0
%SI	100.00	100.00	100.00	100.00	100.00	0.00	0.00	0.00



# Excess Emission Report

## CT1 - CO Lb 1-Day Block Average

From: 04/01/2019 00:00 To: 06/30/2019 23:59  
Generated: 07/03/2019 08:43

Facility Name: COLUSA GENERATING STATION  
Location: Maxwell, CA



Tag Name: CT1\_CO\_Lb\_1D

Total Operating Time: 310.00 Hour(s)

No Exclusions Allowed

Non-Operating Time: 1,874.00 Hour(s) Report Time: 2,184.00 Hour(s)

No incidents have been reported for this reporting period. Data is 100% in compliance.

Total Operating Time:	310.00 Hour(s)
Total Duration (Online only):	0.00 Day(s)
Time in exceedance as a percentage of operating time:	0.00 %
Time in compliance as a percentage of operating time:	100.00 %

# Daily Summary Report

CT2 - CO



From: 04/01/2019 00:00 To: 06/30/2019 23:59 Facility Name: COLUSA GENERATING STATION  
 Generated: 07/03/2019 08:42 Location: Maxwell, CA

Red = Invalid or Excluded Data | Green = Edited Status | Blue = Edited Value | \* = Excess Emission

Const. Value/Limit Tag:

	Unit CT2	Unit CT2	Unit CT2	> Limit	> Limit	Unit CT2	Unit CT2	Unit CT2
	CO, Ppm	O2, Dry, Pct	HI, MBtuPerHr	CO, _3Hr, Ppmvdc	CO, Lb	UnitOn, TF	NormalOp, TF	DBOn, TF
	1 Hour(s)	1 Hour(s)	1 Hour(s)	1 Hour(s)	1 Hour(s)	1 Hour(s)	1 Hour(s)	1 Hour(s)
04/01/2019 00:00	0.3	13.8	1,381.1	0.0	0.8	1	1	0
04/01/2019 01:00	0.3	13.8	1,549.5	0.2	0.9	1	1	0
04/01/2019 02:00	0.3	13.8	1,530.8	0.2	0.9	1	1	0
04/01/2019 03:00	0.3	13.8	1,371.2	0.2	0.8	1	1	0
04/01/2019 04:00	0.3	13.8	1,540.5	0.2	0.9	1	1	1
04/01/2019 05:00	0.5	13.0	1,941.0	0.3	1.6	1	1	1
04/01/2019 06:00	0.6	12.6	2,040.4	0.3	1.9	1	1	1
04/01/2019 07:00	0.5	12.8	1,965.9	0.4	1.6	1	1	1
04/01/2019 08:00	0.3	13.9	1,411.4	0.4	0.8	1	1	0
04/01/2019 09:00	0.3	13.9	1,338.2	0.3	0.8	1	1	0
04/01/2019 10:00	0.3	13.9	1,299.6	0.3	0.7	1	1	0
04/01/2019 11:00	0.3	13.9	1,349.0	0.3	0.8	1	1	0
04/01/2019 12:00	0.3	13.9	1,454.4	0.3	0.8	1	1	0
04/01/2019 13:00	0.3	13.9	1,479.8	0.3	0.8	1	1	0
04/01/2019 14:00	0.3	13.9	1,633.6	0.3	0.9	1	1	0
04/01/2019 15:00	0.3	13.9	1,445.1	0.3	0.8	1	1	0
04/01/2019 16:00	0.5	13.3	1,794.3	0.3	1.6	1	1	1
04/01/2019 17:00	0.5	12.4	2,065.1	0.3	1.6	1	1	1
04/01/2019 18:00	0.5	12.2	2,117.9	0.3	1.6	1	1	1
04/01/2019 19:00	0.4	11.8	2,194.4	0.3	1.3	1	1	1
04/01/2019 20:00	0.4	11.9	2,188.3	0.3	1.3	1	1	1
04/01/2019 21:00	0.4	12.1	2,141.2	0.3	1.3	1	1	1
04/01/2019 22:00	3.6	13.4	1,506.0	0.0	7.3	1	0	1
04/01/2019 23:00	0.0	0.0	0.0	0.0	0.0	0	0	0
Average/Sum#:	0.5	13.3	1,684.3	0.3	31.8 #	23 #	22 #	11 #
Minimum:	0.3	11.8	1,299.6	0.2	0.7	0	0	0
Maximum:	3.6	13.9	2,194.4	0.4	7.3	1	1	1
%SI	4.17	4.17	4.17	12.50	4.17	0.00	0.00	0.00

# Daily Summary Report

CT2 - CO



From: 04/01/2019 00:00 To: 06/30/2019 23:59 Facility Name: COLUSA GENERATING STATION  
 Generated: 07/03/2019 08:42 Location: Maxwell, CA

Red = Invalid or Excluded Data | Green = Edited Status | Blue = Edited Value | \* = Excess Emission

Const. Value/Limit Tag:

	Unit CT2 CO, Ppm 1 Hour(s)	Unit CT2 O2, Dry, Pct 1 Hour(s)	Unit CT2 HI, MBtuPerHr 1 Hour(s)	> Limit Unit CT2 CO, _3Hr, Ppmvdc 1 Hour(s)	> Limit Unit CT2 CO, Lb 1 Hour(s)	Unit CT2 UnitOn, TF 1 Hour(s)	Unit CT2 NormalOp, TF 1 Hour(s)	Unit CT2 DBOn, TF 1 Hour(s)
04/02/2019 00:00	0.0	0.0	0.0	0.0	0.0	0	0	0
04/02/2019 01:00	0.0	0.0	0.0	0.0	0.0	0	0	0
04/02/2019 02:00	0.0	0.0	0.0	0.0	0.0	0	0	0
04/02/2019 03:00	0.0	0.0	0.0	0.0	0.0	0	0	0
04/02/2019 04:00	0.0	0.0	0.0	0.0	0.0	0	0	0
04/02/2019 05:00	0.0	0.0	0.0	0.0	0.0	0	0	0
04/02/2019 06:00	0.0	0.0	0.0	0.0	0.0	0	0	0
04/02/2019 07:00	0.0	0.0	0.0	0.0	0.0	0	0	0
04/02/2019 08:00	0.0	0.0	0.0	0.0	0.0	0	0	0
04/02/2019 09:00	0.0	0.0	0.0	0.0	0.0	0	0	0
04/02/2019 10:00	0.0	0.0	0.0	0.0	0.0	0	0	0
04/02/2019 11:00	0.0	0.0	0.0	0.0	0.0	0	0	0
04/02/2019 12:00	0.0	0.0	0.0	0.0	0.0	0	0	0
04/02/2019 13:00	0.0	0.0	0.0	0.0	0.0	0	0	0
04/02/2019 14:00	0.0	0.0	0.0	0.0	0.0	0	0	0
04/02/2019 15:00	0.0	0.0	0.0	0.0	0.0	0	0	0
04/02/2019 16:00	0.0	0.0	0.0	0.0	0.0	0	0	0
04/02/2019 17:00	43.1	17.7	438.8	0.0	45.3	1	0	0
04/02/2019 18:00	11.4	17.0	520.3	0.0	20.1	1	0	0
04/02/2019 19:00	17.5	15.5	834.8	0.0	35.7	1	0	0
04/02/2019 20:00	0.2	13.9	1,407.5	0.0	0.5	1	1	0
04/02/2019 21:00	0.2	13.9	1,355.3	0.0	0.5	1	1	0
04/02/2019 22:00	0.3	13.9	1,347.1	0.2	0.8	1	1	0
04/02/2019 23:00	0.3	13.9	1,346.1	0.3	0.8	1	1	0
<b>Average/Sum#:</b>	10.4	15.1	1,035.7	0.3	103.7 #	7 #	4 #	0 #
<b>Minimum:</b>	0.2	13.9	438.8	0.2	0.5	0	0	0
<b>Maximum:</b>	43.1	17.7	1,407.5	0.3	45.3	1	1	0
<b>%SI</b>	70.83	70.83	70.83	91.67	70.83	0.00	0.00	0.00

# Daily Summary Report

CT2 - CO



From: 04/01/2019 00:00 To: 06/30/2019 23:59 Facility Name: COLUSA GENERATING STATION  
 Generated: 07/03/2019 08:42 Location: Maxwell, CA

Red = Invalid or Excluded Data | Green = Edited Status | Blue = Edited Value | \* = Excess Emission

Const. Value/Limit Tag:

	Unit CT2	Unit CT2	Unit CT2	> Limit	> Limit	Unit CT2	Unit CT2	Unit CT2
	CO, Ppm	O2, Dry, Pct	HI, MBtuPerHr	CO, _3Hr, Ppmvdc	CO, Lb	UnitOn, TF	NormalOp, TF	DBOn, TF
	1 Hour(s)	1 Hour(s)	1 Hour(s)	1 Hour(s)	1 Hour(s)	1 Hour(s)	1 Hour(s)	1 Hour(s)
04/03/2019 00:00	0.3	13.8	1,349.4	0.3	0.8	1	1	0
04/03/2019 01:00	0.3	13.8	1,355.8	0.2	0.8	1	1	0
04/03/2019 02:00	0.3	13.8	1,538.4	0.2	0.9	1	1	0
04/03/2019 03:00	0.3	13.8	1,487.7	0.2	0.8	1	1	0
04/03/2019 04:00	0.3	13.8	1,458.2	0.2	0.8	1	1	0
04/03/2019 05:00	0.3	13.8	1,682.0	0.2	0.9	1	1	0
04/03/2019 06:00	0.3	13.8	1,596.1	0.2	0.9	1	1	0
04/03/2019 07:00	0.3	13.8	1,298.8	0.2	0.7	1	1	0
04/03/2019 08:00	0.3	13.8	1,303.5	0.2	0.7	1	1	0
04/03/2019 09:00	0.3	13.8	1,398.1	0.2	0.8	1	1	0
04/03/2019 10:00	0.3	13.8	1,466.5	0.2	0.8	1	1	0
04/03/2019 11:00	0.3	13.9	1,330.1	0.2	0.8	1	1	0
04/03/2019 12:00	0.3	13.9	1,292.7	0.3	0.7	1	1	0
04/03/2019 13:00	0.3	13.9	1,300.4	0.3	0.7	1	1	0
04/03/2019 14:00	0.3	13.9	1,492.6	0.3	0.8	1	1	0
04/03/2019 15:00	0.3	13.9	1,368.8	0.3	0.8	1	1	0
04/03/2019 16:00	0.3	13.9	1,502.5	0.3	0.9	1	1	0
04/03/2019 17:00	0.3	13.8	1,523.3	0.3	0.9	1	1	1
04/03/2019 18:00	0.5	13.0	1,922.7	0.3	1.6	1	1	1
04/03/2019 19:00	0.5	12.5	2,046.5	0.3	1.6	1	1	1
04/03/2019 20:00	0.5	12.1	2,131.3	0.4	1.6	1	1	1
04/03/2019 21:00	0.5	12.1	2,136.8	0.3	1.6	1	1	1
04/03/2019 22:00	0.5	12.9	1,947.2	0.3	1.6	1	1	1
04/03/2019 23:00	0.5	13.0	1,910.7	0.4	1.6	1	1	1
<b>Average/Sum#:</b>	0.4	13.5	1,576.7	0.3	24.1 #	24 #	24 #	7 #
<b>Minimum:</b>	0.3	12.1	1,292.7	0.2	0.7	1	1	0
<b>Maximum:</b>	0.5	13.9	2,136.8	0.4	1.6	1	1	1
<b>%SI</b>	0.00	0.00	0.00	0.00	0.00	0.00	0.00	0.00

# Daily Summary Report

CT2 - CO



From: 04/01/2019 00:00 To: 06/30/2019 23:59 Facility Name: COLUSA GENERATING STATION  
 Generated: 07/03/2019 08:42 Location: Maxwell, CA

Red = Invalid or Excluded Data | Green = Edited Status | Blue = Edited Value | \* = Excess Emission

Const. Value/Limit Tag:

	Unit CT2	Unit CT2	Unit CT2	> Limit	> Limit	Unit CT2	Unit CT2	Unit CT2
	CO, Ppm	O2, Dry, Pct	HI, MBtuPerHr	Unit CT2	Unit CT2	UnitOn, TF	NormalOp, TF	DBOn, TF
	1 Hour(s)	1 Hour(s)	1 Hour(s)	CO, _3Hr, Ppmvdc	CO, Lb	1 Hour(s)	1 Hour(s)	1 Hour(s)
04/04/2019 00:00	0.3	13.8	1,534.7	0.3	0.9	1	1	0
04/04/2019 01:00	0.3	13.8	1,445.1	0.3	0.8	1	1	0
04/04/2019 02:00	0.3	13.8	1,512.8	0.2	0.8	1	1	0
04/04/2019 03:00	0.3	13.8	1,521.3	0.2	0.8	1	1	0
04/04/2019 04:00	0.3	13.8	1,361.3	0.2	0.8	1	1	0
04/04/2019 05:00	0.4	13.8	1,640.2	0.2	1.2	1	1	0
04/04/2019 06:00	0.4	13.8	1,681.0	0.3	1.3	1	1	0
04/04/2019 07:00	0.3	13.8	1,642.9	0.3	0.9	1	1	0
04/04/2019 08:00	0.3	13.9	1,320.3	0.3	0.7	1	1	0
04/04/2019 09:00	0.3	13.8	1,474.7	0.2	0.8	1	1	0
04/04/2019 10:00	0.3	13.9	1,298.8	0.3	0.7	1	1	0
04/04/2019 11:00	0.3	13.9	1,345.3	0.3	0.8	1	1	0
04/04/2019 12:00	0.3	13.9	1,371.2	0.3	0.8	1	1	0
04/04/2019 13:00	0.3	13.9	1,293.5	0.3	0.7	1	1	0
04/04/2019 14:00	0.3	13.9	1,380.7	0.3	0.8	1	1	0
04/04/2019 15:00	0.3	13.9	1,296.7	0.3	0.7	1	1	0
04/04/2019 16:00	0.3	13.9	1,622.6	0.3	0.9	1	1	0
04/04/2019 17:00	0.3	13.8	1,640.6	0.3	0.9	1	1	1
04/04/2019 18:00	0.5	13.2	1,892.5	0.3	1.6	1	1	1
04/04/2019 19:00	0.5	12.5	2,057.7	0.3	1.6	1	1	1
04/04/2019 20:00	0.5	12.2	2,133.0	0.4	1.6	1	1	1
04/04/2019 21:00	0.5	12.5	2,045.3	0.4	1.6	1	1	1
04/04/2019 22:00	0.3	13.7	1,489.4	0.3	0.8	1	1	1
04/04/2019 23:00	0.2	13.9	1,309.7	0.3	0.5	1	1	0
<b>Average/Sum#:</b>	0.3	13.6	1,554.6	0.3	23.0 #	24 #	24 #	6 #
<b>Minimum:</b>	0.2	12.2	1,293.5	0.2	0.5	1	1	0
<b>Maximum:</b>	0.5	13.9	2,133.0	0.4	1.6	1	1	1
<b>%SI</b>	0.00	0.00	0.00	0.00	0.00	0.00	0.00	0.00

# Daily Summary Report

CT2 - CO



From: 04/01/2019 00:00 To: 06/30/2019 23:59 Facility Name: COLUSA GENERATING STATION  
 Generated: 07/03/2019 08:42 Location: Maxwell, CA

Red = Invalid or Excluded Data | Green = Edited Status | Blue = Edited Value | \* = Excess Emission

Const. Value/Limit Tag:

	Unit CT2	Unit CT2	Unit CT2	> Limit	> Limit	Unit CT2	Unit CT2	Unit CT2
	CO, Ppm	O2, Dry, Pct	HI, MBtuPerHr	Unit CT2	Unit CT2	UnitOn, TF	NormalOp, TF	DBOn, TF
	1 Hour(s)	1 Hour(s)	1 Hour(s)	CO, _3Hr, Ppmvdc	CO, Lb	1 Hour(s)	1 Hour(s)	1 Hour(s)
04/05/2019 00:00	0.3	13.9	1,312.3	0.2	0.7	1	1	0
04/05/2019 01:00	0.3	13.9	1,355.5	0.3	0.8	1	1	0
04/05/2019 02:00	0.3	13.8	1,399.2	0.3	0.8	1	1	0
04/05/2019 03:00	0.3	13.9	1,320.1	0.3	0.7	1	1	0
04/05/2019 04:00	0.3	13.8	1,289.3	0.2	0.7	1	1	0
04/05/2019 05:00	0.3	13.8	1,652.5	0.2	0.9	1	1	0
04/05/2019 06:00	0.3	13.8	1,300.9	0.2	0.7	1	1	0
04/05/2019 07:00	0.3	13.8	1,335.1	0.2	0.7	1	1	0
04/05/2019 08:00	0.3	13.8	1,578.5	0.2	0.9	1	1	0
04/05/2019 09:00	0.3	13.8	1,579.4	0.2	0.9	1	1	0
04/05/2019 10:00	0.3	13.8	1,648.1	0.2	0.9	1	1	0
04/05/2019 11:00	0.3	13.8	1,634.5	0.2	0.9	1	1	0
04/05/2019 12:00	0.3	13.8	1,666.1	0.2	0.9	1	1	0
04/05/2019 13:00	0.3	13.8	1,649.3	0.2	0.9	1	1	0
04/05/2019 14:00	0.3	13.9	1,475.5	0.2	0.8	1	1	0
04/05/2019 15:00	0.3	13.9	1,624.8	0.3	0.9	1	1	0
04/05/2019 16:00	0.3	13.8	1,641.5	0.3	0.9	1	1	0
04/05/2019 17:00	0.3	13.9	1,314.6	0.3	0.7	1	1	0
04/05/2019 18:00	0.3	13.8	1,620.4	0.2	0.9	1	1	0
04/05/2019 19:00	0.4	13.4	1,812.0	0.3	1.3	1	1	1
04/05/2019 20:00	0.5	12.6	2,023.5	0.3	1.6	1	1	1
04/05/2019 21:00	4.6	14.2	1,245.9	0.0	6.2	1	0	1
04/05/2019 22:00	0.0	0.0	0.0	0.0	0.0	0	0	0
04/05/2019 23:00	0.0	0.0	0.0	0.0	0.0	0	0	0
<b>Average/Sum#:</b>	0.5	13.8	1,521.8	0.2	24.7 #	22 #	21 #	3 #
<b>Minimum:</b>	0.3	12.6	1,245.9	0.2	0.7	0	0	0
<b>Maximum:</b>	4.6	14.2	2,023.5	0.3	6.2	1	1	1
<b>%SI</b>	8.33	8.33	8.33	12.50	8.33	0.00	0.00	0.00

# Daily Summary Report

CT2 - CO



From: 04/01/2019 00:00 To: 06/30/2019 23:59 Facility Name: COLUSA GENERATING STATION  
 Generated: 07/03/2019 08:42 Location: Maxwell, CA

Red = Invalid or Excluded Data | Green = Edited Status | Blue = Edited Value | \* = Excess Emission

Const. Value/Limit Tag:

	Unit CT2 CO, Ppm 1 Hour(s)	Unit CT2 O2, Dry, Pct 1 Hour(s)	Unit CT2 HI, MBtuPerHr 1 Hour(s)	> Limit Unit CT2 CO, _3Hr, Ppmvdc 1 Hour(s)	> Limit Unit CT2 CO, Lb 1 Hour(s)	Unit CT2 UnitOn, TF 1 Hour(s)	Unit CT2 NormalOp, TF 1 Hour(s)	Unit CT2 DBOn, TF 1 Hour(s)
04/06/2019 00:00	0.0	0.0	0.0	0.0	0.0	0	0	0
04/06/2019 01:00	0.0	0.0	0.0	0.0	0.0	0	0	0
04/06/2019 02:00	0.0	0.0	0.0	0.0	0.0	0	0	0
04/06/2019 03:00	0.0	0.0	0.0	0.0	0.0	0	0	0
04/06/2019 04:00	0.0	0.0	0.0	0.0	0.0	0	0	0
04/06/2019 05:00	0.0	0.0	0.0	0.0	0.0	0	0	0
04/06/2019 06:00	0.0	0.0	0.0	0.0	0.0	0	0	0
04/06/2019 07:00	0.0	0.0	0.0	0.0	0.0	0	0	0
04/06/2019 08:00	0.0	0.0	0.0	0.0	0.0	0	0	0
04/06/2019 09:00	0.0	0.0	0.0	0.0	0.0	0	0	0
04/06/2019 10:00	0.0	0.0	0.0	0.0	0.0	0	0	0
04/06/2019 11:00	0.0	0.0	0.0	0.0	0.0	0	0	0
04/06/2019 12:00	0.0	0.0	0.0	0.0	0.0	0	0	0
04/06/2019 13:00	0.0	0.0	0.0	0.0	0.0	0	0	0
04/06/2019 14:00	0.0	0.0	0.0	0.0	0.0	0	0	0
04/06/2019 15:00	0.0	0.0	0.0	0.0	0.0	0	0	0
04/06/2019 16:00	50.0	17.6	448.6	0.0	52.1	1	0	0
04/06/2019 17:00	11.9	17.1	520.1	0.0	21.5	1	0	0
04/06/2019 18:00	10.4	14.9	1,061.1	0.0	24.3	1	0	0
04/06/2019 19:00	0.4	13.4	1,748.3	0.0	1.2	1	1	1
04/06/2019 20:00	0.4	13.3	1,648.8	0.0	1.1	1	1	1
04/06/2019 21:00	0.3	13.8	1,491.7	0.3	0.8	1	1	0
04/06/2019 22:00	0.3	13.9	1,429.9	0.3	0.8	1	1	0
04/06/2019 23:00	0.3	13.9	1,379.3	0.3	0.8	1	1	0
Average/Sum#:	9.3	14.7	1,216.0	0.3	102.6 #	8 #	5 #	2 #
Minimum:	0.3	13.3	448.6	0.3	0.8	0	0	0
Maximum:	50.0	17.6	1,748.3	0.3	52.1	1	1	1
%SI	66.67	66.67	66.67	87.50	66.67	0.00	0.00	0.00

# Daily Summary Report

CT2 - CO



From: 04/01/2019 00:00 To: 06/30/2019 23:59 Facility Name: COLUSA GENERATING STATION  
 Generated: 07/03/2019 08:42 Location: Maxwell, CA

Red = Invalid or Excluded Data | Green = Edited Status | Blue = Edited Value | \* = Excess Emission

Const. Value/Limit Tag:

	Unit CT2 CO, Ppm 1 Hour(s)	Unit CT2 O2, Dry, Pct 1 Hour(s)	Unit CT2 HI, MBtuPerHr 1 Hour(s)	> Limit Unit CT2 CO, _3Hr, Ppmvdc 1 Hour(s)	> Limit Unit CT2 CO, Lb 1 Hour(s)	Unit CT2 UnitOn, TF 1 Hour(s)	Unit CT2 NormalOp, TF 1 Hour(s)	Unit CT2 DBOn, TF 1 Hour(s)
04/07/2019 00:00	0.3	13.9	1,376.4	0.3	0.8	1	1	0
04/07/2019 01:00	12.6	16.0	494.9	0.0	3.4	1	0	0
04/07/2019 02:00	0.0	0.0	0.0	0.0	0.0	0	0	0
04/07/2019 03:00	0.0	0.0	0.0	0.0	0.0	0	0	0
04/07/2019 04:00	0.0	0.0	0.0	0.0	0.0	0	0	0
04/07/2019 05:00	0.0	0.0	0.0	0.0	0.0	0	0	0
04/07/2019 06:00	0.0	0.0	0.0	0.0	0.0	0	0	0
04/07/2019 07:00	0.0	0.0	0.0	0.0	0.0	0	0	0
04/07/2019 08:00	0.0	0.0	0.0	0.0	0.0	0	0	0
04/07/2019 09:00	0.0	0.0	0.0	0.0	0.0	0	0	0
04/07/2019 10:00	0.0	0.0	0.0	0.0	0.0	0	0	0
04/07/2019 11:00	0.0	0.0	0.0	0.0	0.0	0	0	0
04/07/2019 12:00	0.0	0.0	0.0	0.0	0.0	0	0	0
04/07/2019 13:00	0.0	0.0	0.0	0.0	0.0	0	0	0
04/07/2019 14:00	33.9	17.5	456.7	0.0	37.9	1	0	0
04/07/2019 15:00	11.5	17.0	523.2	0.0	20.4	1	0	0
04/07/2019 16:00	11.1	14.9	1,049.4	0.0	25.6	1	0	0
04/07/2019 17:00	0.4	13.4	1,624.2	0.0	1.1	1	1	1
04/07/2019 18:00	0.5	12.7	1,937.7	0.0	1.6	1	1	1
04/07/2019 19:00	0.3	13.8	1,629.6	0.3	0.9	1	1	0
04/07/2019 20:00	0.3	13.8	1,555.4	0.3	0.9	1	1	0
04/07/2019 21:00	0.3	13.8	1,397.5	0.2	0.8	1	1	0
04/07/2019 22:00	0.3	13.9	1,310.2	0.2	0.7	1	1	0
04/07/2019 23:00	0.3	13.9	1,348.4	0.3	0.8	1	1	0
<b>Average/Sum#:</b>	6.0	14.6	1,225.3	0.3	94.9 #	12 #	8 #	2 #
<b>Minimum:</b>	0.3	12.7	456.7	0.2	0.7	0	0	0
<b>Maximum:</b>	33.9	17.5	1,937.7	0.3	37.9	1	1	1
<b>%SI</b>	50.00	50.00	50.00	75.00	50.00	0.00	0.00	0.00



# Daily Summary Report

CT2 - CO



From: 04/01/2019 00:00 To: 06/30/2019 23:59 Facility Name: COLUSA GENERATING STATION  
 Generated: 07/03/2019 08:42 Location: Maxwell, CA

Red = Invalid or Excluded Data | Green = Edited Status | Blue = Edited Value | \* = Excess Emission

Const. Value/Limit Tag:

	Unit CT2	Unit CT2	Unit CT2	> Limit	> Limit	Unit CT2	Unit CT2	Unit CT2
	CO, Ppm	O2, Dry, Pct	HI, MBtuPerHr	Unit CT2	Unit CT2	UnitOn, TF	NormalOp, TF	DBOn, TF
	1 Hour(s)	1 Hour(s)	1 Hour(s)	CO, _3Hr, Ppmvdc	CO, Lb	1 Hour(s)	1 Hour(s)	1 Hour(s)
04/08/2019 00:00	0.3	13.9	1,349.1	0.3	0.8	1	1	0
04/08/2019 01:00	0.3	13.8	1,389.9	0.3	0.8	1	1	0
04/08/2019 02:00	0.3	13.8	1,354.2	0.2	0.8	1	1	0
04/08/2019 03:00	0.3	13.8	1,289.1	0.2	0.7	1	1	0
04/08/2019 04:00	0.3	13.8	1,592.7	0.2	0.9	1	1	0
04/08/2019 05:00	0.3	13.8	1,598.9	0.2	0.9	1	1	0
04/08/2019 06:00	0.3	13.8	1,672.6	0.2	0.9	1	1	0
04/08/2019 07:00	0.3	13.8	1,459.6	0.2	0.8	1	1	0
04/08/2019 08:00	0.3	13.8	1,492.9	0.2	0.8	1	1	0
04/08/2019 09:00	0.3	13.8	1,390.0	0.2	0.8	1	1	0
04/08/2019 10:00	0.3	13.8	1,493.2	0.2	0.8	1	1	0
04/08/2019 11:00	0.3	13.8	1,375.4	0.2	0.8	1	1	0
04/08/2019 12:00	0.3	13.8	1,524.0	0.2	0.9	1	1	0
04/08/2019 13:00	0.3	13.9	1,322.9	0.2	0.7	1	1	0
04/08/2019 14:00	0.3	13.8	1,430.7	0.2	0.8	1	1	0
04/08/2019 15:00	0.3	13.8	1,594.4	0.2	0.9	1	1	0
04/08/2019 16:00	0.3	13.9	1,350.2	0.2	0.8	1	1	0
04/08/2019 17:00	0.3	13.8	1,623.9	0.2	0.9	1	1	0
04/08/2019 18:00	0.3	13.8	1,623.2	0.2	0.9	1	1	0
04/08/2019 19:00	0.3	13.8	1,682.9	0.2	0.9	1	1	1
04/08/2019 20:00	0.5	13.0	1,935.5	0.3	1.6	1	1	1
04/08/2019 21:00	0.5	12.5	2,056.7	0.3	1.6	1	1	1
04/08/2019 22:00	0.5	13.1	1,925.1	0.4	1.6	1	1	1
04/08/2019 23:00	9.1	15.4	729.4	0.0	4.5	1	0	0
<b>Average/Sum#:</b>	0.7	13.8	1,510.7	0.2	25.9 #	24 #	23 #	4 #
<b>Minimum:</b>	0.3	12.5	729.4	0.2	0.7	1	0	0
<b>Maximum:</b>	9.1	15.4	2,056.7	0.4	4.5	1	1	1
<b>%SI</b>	0.00	0.00	0.00	4.17	0.00	0.00	0.00	0.00

# Daily Summary Report

CT2 - CO



From: 04/01/2019 00:00 To: 06/30/2019 23:59 Facility Name: COLUSA GENERATING STATION  
 Generated: 07/03/2019 08:42 Location: Maxwell, CA

Red = Invalid or Excluded Data | Green = Edited Status | Blue = Edited Value | \* = Excess Emission

Const. Value/Limit Tag:

	Unit CT2 CO, Ppm 1 Hour(s)	Unit CT2 O2, Dry, Pct 1 Hour(s)	Unit CT2 HI, MBtuPerHr 1 Hour(s)	> Limit Unit CT2 CO, _3Hr, Ppmvdc 1 Hour(s)	> Limit Unit CT2 CO, Lb 1 Hour(s)	Unit CT2 UnitOn, TF 1 Hour(s)	Unit CT2 NormalOp, TF 1 Hour(s)	Unit CT2 DBOn, TF 1 Hour(s)
04/09/2019 00:00	0.0	0.0	0.0	0.0	0.0	0	0	0
04/09/2019 01:00	0.0	0.0	0.0	0.0	0.0	0	0	0
04/09/2019 02:00	0.0	0.0	0.0	0.0	0.0	0	0	0
04/09/2019 03:00	0.0	0.0	0.0	0.0	0.0	0	0	0
04/09/2019 04:00	0.0	0.0	0.0	0.0	0.0	0	0	0
04/09/2019 05:00	0.0	0.0	0.0	0.0	0.0	0	0	0
04/09/2019 06:00	0.0	0.0	0.0	0.0	0.0	0	0	0
04/09/2019 07:00	0.0	0.0	0.0	0.0	0.0	0	0	0
04/09/2019 08:00	0.0	0.0	0.0	0.0	0.0	0	0	0
04/09/2019 09:00	0.0	0.0	0.0	0.0	0.0	0	0	0
04/09/2019 10:00	0.0	0.0	0.0	0.0	0.0	0	0	0
04/09/2019 11:00	0.0	0.0	0.0	0.0	0.0	0	0	0
04/09/2019 12:00	0.0	0.0	0.0	0.0	0.0	0	0	0
04/09/2019 13:00	0.0	0.0	0.0	0.0	0.0	0	0	0
04/09/2019 14:00	0.0	0.0	0.0	0.0	0.0	0	0	0
04/09/2019 15:00	0.0	0.0	0.0	0.0	0.0	0	0	0
04/09/2019 16:00	0.0	0.0	0.0	0.0	0.0	0	0	0
04/09/2019 17:00	0.0	0.0	0.0	0.0	0.0	0	0	0
04/09/2019 18:00	0.0	0.0	0.0	0.0	0.0	0	0	0
04/09/2019 19:00	0.0	0.0	0.0	0.0	0.0	0	0	0
04/09/2019 20:00	0.0	0.0	0.0	0.0	0.0	0	0	0
04/09/2019 21:00	0.0	0.0	0.0	0.0	0.0	0	0	0
04/09/2019 22:00	0.0	0.0	0.0	0.0	0.0	0	0	0
04/09/2019 23:00	0.0	0.0	0.0	0.0	0.0	0	0	0
Average/Sum#:	0.0	0.0	0.0	0.0	0.0 #	0 #	0 #	0 #
Minimum:	0.0	0.0	0.0	0.0	0.0	0	0	0
Maximum:	0.0	0.0	0.0	0.0	0.0	0	0	0
%SI	100.00	100.00	100.00	100.00	100.00	0.00	0.00	0.00

# Daily Summary Report

CT2 - CO



From: 04/01/2019 00:00 To: 06/30/2019 23:59 Facility Name: COLUSA GENERATING STATION  
 Generated: 07/03/2019 08:42 Location: Maxwell, CA

Red = Invalid or Excluded Data | Green = Edited Status | Blue = Edited Value | \* = Excess Emission

Const. Value/Limit Tag:

	Unit CT2 CO, Ppm 1 Hour(s)	Unit CT2 O2, Dry, Pct 1 Hour(s)	Unit CT2 HI, MBtuPerHr 1 Hour(s)	> Limit Unit CT2 CO, _3Hr, Ppmvdc 1 Hour(s)	> Limit Unit CT2 CO, Lb 1 Hour(s)	Unit CT2 UnitOn, TF 1 Hour(s)	Unit CT2 NormalOp, TF 1 Hour(s)	Unit CT2 DBOn, TF 1 Hour(s)
04/10/2019 00:00	0.0	0.0	0.0	0.0	0.0	0	0	0
04/10/2019 01:00	0.0	0.0	0.0	0.0	0.0	0	0	0
04/10/2019 02:00	0.0	0.0	0.0	0.0	0.0	0	0	0
04/10/2019 03:00	0.0	0.0	0.0	0.0	0.0	0	0	0
04/10/2019 04:00	0.0	0.0	0.0	0.0	0.0	0	0	0
04/10/2019 05:00	0.0	0.0	0.0	0.0	0.0	0	0	0
04/10/2019 06:00	0.0	0.0	0.0	0.0	0.0	0	0	0
04/10/2019 07:00	0.0	0.0	0.0	0.0	0.0	0	0	0
04/10/2019 08:00	0.0	0.0	0.0	0.0	0.0	0	0	0
04/10/2019 09:00	0.0	0.0	0.0	0.0	0.0	0	0	0
04/10/2019 10:00	0.0	0.0	0.0	0.0	0.0	0	0	0
04/10/2019 11:00	0.0	0.0	0.0	0.0	0.0	0	0	0
04/10/2019 12:00	0.0	0.0	0.0	0.0	0.0	0	0	0
04/10/2019 13:00	0.0	0.0	0.0	0.0	0.0	0	0	0
04/10/2019 14:00	0.0	0.0	0.0	0.0	0.0	0	0	0
04/10/2019 15:00	0.0	0.0	0.0	0.0	0.0	0	0	0
04/10/2019 16:00	0.0	0.0	0.0	0.0	0.0	0	0	0
04/10/2019 17:00	65.4	17.6	458.8	0.0	80.5	1	0	0
04/10/2019 18:00	10.5	17.1	521.0	0.0	19.0	1	0	0
04/10/2019 19:00	31.4	16.5	673.1	0.0	63.4	1	0	0
04/10/2019 20:00	0.2	14.0	1,411.4	0.0	0.5	1	0	0
04/10/2019 21:00	0.1	14.0	1,395.9	0.0	0.3	1	1	0
04/10/2019 22:00	0.1	13.9	1,390.8	0.0	0.3	1	1	0
04/10/2019 23:00	0.1	14.0	1,359.0	0.1	0.3	1	1	0
<b>Average/Sum#:</b>	15.4	15.3	1,030.0	0.1	164.3 #	7 #	3 #	0 #
<b>Minimum:</b>	0.1	13.9	458.8	0.1	0.3	0	0	0
<b>Maximum:</b>	65.4	17.6	1,411.4	0.1	80.5	1	1	0
<b>%SI</b>	70.83	70.83	70.83	95.83	70.83	0.00	0.00	0.00

# Daily Summary Report

CT2 - CO



From: 04/01/2019 00:00 To: 06/30/2019 23:59 Facility Name: COLUSA GENERATING STATION  
 Generated: 07/03/2019 08:42 Location: Maxwell, CA

Red = Invalid or Excluded Data | Green = Edited Status | Blue = Edited Value | \* = Excess Emission

Const. Value/Limit Tag:

	Unit CT2 CO, Ppm 1 Hour(s)	Unit CT2 O2, Dry, Pct 1 Hour(s)	Unit CT2 HI, MBtuPerHr 1 Hour(s)	> Limit Unit CT2 CO, _3Hr, Ppmvdc 1 Hour(s)	> Limit Unit CT2 CO, Lb 1 Hour(s)	Unit CT2 UnitOn, TF 1 Hour(s)	Unit CT2 NormalOp, TF 1 Hour(s)	Unit CT2 DBOn, TF 1 Hour(s)
04/11/2019 00:00	0.1	14.0	1,358.0	0.1	0.3	1	1	0
04/11/2019 01:00	0.1	14.0	1,357.9	0.1	0.3	1	1	0
04/11/2019 02:00	0.1	14.0	1,356.1	0.1	0.3	1	1	0
04/11/2019 03:00	0.1	14.0	1,364.4	0.1	0.3	1	1	0
04/11/2019 04:00	0.1	14.0	1,376.2	0.1	0.3	1	1	0
04/11/2019 05:00	0.5	13.0	1,964.8	0.2	1.6	1	1	1
04/11/2019 06:00	0.4	13.1	1,921.2	0.3	1.3	1	1	1
04/11/2019 07:00	10.7	15.9	592.9	0.0	3.9	1	0	0
04/11/2019 08:00	0.0	0.0	0.0	0.0	0.0	0	0	0
04/11/2019 09:00	0.0	0.0	0.0	0.0	0.0	0	0	0
04/11/2019 10:00	0.0	0.0	0.0	0.0	0.0	0	0	0
04/11/2019 11:00	0.0	0.0	0.0	0.0	0.0	0	0	0
04/11/2019 12:00	0.0	0.0	0.0	0.0	0.0	0	0	0
04/11/2019 13:00	0.0	0.0	0.0	0.0	0.0	0	0	0
04/11/2019 14:00	0.0	0.0	0.0	0.0	0.0	0	0	0
04/11/2019 15:00	0.0	0.0	0.0	0.0	0.0	0	0	0
04/11/2019 16:00	0.0	0.0	0.0	0.0	0.0	0	0	0
04/11/2019 17:00	0.0	0.0	0.0	0.0	0.0	0	0	0
04/11/2019 18:00	0.0	0.0	0.0	0.0	0.0	0	0	0
04/11/2019 19:00	0.0	0.0	0.0	0.0	0.0	0	0	0
04/11/2019 20:00	0.0	0.0	0.0	0.0	0.0	0	0	0
04/11/2019 21:00	0.0	0.0	0.0	0.0	0.0	0	0	0
04/11/2019 22:00	0.0	0.0	0.0	0.0	0.0	0	0	0
04/11/2019 23:00	0.0	0.0	0.0	0.0	0.0	0	0	0
<b>Average/Sum#:</b>	1.5	14.0	1,411.4	0.1	8.3 #	8 #	7 #	2 #
<b>Minimum:</b>	0.1	13.0	592.9	0.1	0.3	0	0	0
<b>Maximum:</b>	10.7	15.9	1,964.8	0.3	3.9	1	1	1
<b>%SI</b>	66.67	66.67	66.67	70.83	66.67	0.00	0.00	0.00

# Daily Summary Report

CT2 - CO



From: 04/01/2019 00:00 To: 06/30/2019 23:59 Facility Name: COLUSA GENERATING STATION  
 Generated: 07/03/2019 08:42 Location: Maxwell, CA

Red = Invalid or Excluded Data | Green = Edited Status | Blue = Edited Value | \* = Excess Emission

Const. Value/Limit Tag:

	Unit CT2 CO, Ppm 1 Hour(s)	Unit CT2 O2, Dry, Pct 1 Hour(s)	Unit CT2 HI, MBtuPerHr 1 Hour(s)	> Limit Unit CT2 CO, _3Hr, Ppmvdc 1 Hour(s)	> Limit Unit CT2 CO, Lb 1 Hour(s)	Unit CT2 UnitOn, TF 1 Hour(s)	Unit CT2 NormalOp, TF 1 Hour(s)	Unit CT2 DBOn, TF 1 Hour(s)
04/12/2019 00:00	0.0	0.0	0.0	0.0	0.0	0	0	0
04/12/2019 01:00	0.0	0.0	0.0	0.0	0.0	0	0	0
04/12/2019 02:00	0.0	0.0	0.0	0.0	0.0	0	0	0
04/12/2019 03:00	0.0	0.0	0.0	0.0	0.0	0	0	0
04/12/2019 04:00	0.0	0.0	0.0	0.0	0.0	0	0	0
04/12/2019 05:00	0.0	0.0	0.0	0.0	0.0	0	0	0
04/12/2019 06:00	0.0	0.0	0.0	0.0	0.0	0	0	0
04/12/2019 07:00	0.0	0.0	0.0	0.0	0.0	0	0	0
04/12/2019 08:00	0.0	0.0	0.0	0.0	0.0	0	0	0
04/12/2019 09:00	0.0	0.0	0.0	0.0	0.0	0	0	0
04/12/2019 10:00	0.0	0.0	0.0	0.0	0.0	0	0	0
04/12/2019 11:00	0.0	0.0	0.0	0.0	0.0	0	0	0
04/12/2019 12:00	0.0	0.0	0.0	0.0	0.0	0	0	0
04/12/2019 13:00	0.0	0.0	0.0	0.0	0.0	0	0	0
04/12/2019 14:00	0.0	0.0	0.0	0.0	0.0	0	0	0
04/12/2019 15:00	0.0	0.0	0.0	0.0	0.0	0	0	0
04/12/2019 16:00	64.3	17.7	440.2	0.0	67.7	1	0	0
04/12/2019 17:00	11.7	17.1	516.9	0.0	21.0	1	0	0
04/12/2019 18:00	15.3	15.6	836.6	0.0	31.9	1	0	0
04/12/2019 19:00	0.3	13.6	1,700.3	0.0	0.9	1	1	1
04/12/2019 20:00	0.5	12.9	1,950.8	0.0	1.6	1	1	1
04/12/2019 21:00	0.2	13.9	1,380.4	0.3	0.5	1	1	0
04/12/2019 22:00	0.2	13.9	1,488.3	0.3	0.6	1	1	0
04/12/2019 23:00	0.2	14.0	1,350.9	0.2	0.5	1	1	0
<b>Average/Sum#:</b>	11.6	14.8	1,208.1	0.3	124.7 #	8 #	5 #	2 #
<b>Minimum:</b>	0.2	12.9	440.2	0.2	0.5	0	0	0
<b>Maximum:</b>	64.3	17.7	1,950.8	0.3	67.7	1	1	1
<b>%SI</b>	66.67	66.67	66.67	87.50	66.67	0.00	0.00	0.00

# Daily Summary Report

CT2 - CO



From: 04/01/2019 00:00 To: 06/30/2019 23:59 Facility Name: COLUSA GENERATING STATION  
 Generated: 07/03/2019 08:42 Location: Maxwell, CA

Red = Invalid or Excluded Data | Green = Edited Status | Blue = Edited Value | \* = Excess Emission

Const. Value/Limit Tag:

	Unit CT2	Unit CT2	Unit CT2	> Limit	> Limit	Unit CT2	Unit CT2	Unit CT2
	CO, Ppm	O2, Dry, Pct	HI, MBtuPerHr	CO, _3Hr, Ppmvdc	CO, Lb	UnitOn, TF	NormalOp, TF	DBOn, TF
	1 Hour(s)	1 Hour(s)	1 Hour(s)	1 Hour(s)	1 Hour(s)	1 Hour(s)	1 Hour(s)	1 Hour(s)
04/13/2019 00:00	0.2	14.0	1,350.5	0.2	0.5	1	1	0
04/13/2019 01:00	0.2	14.0	1,353.2	0.2	0.5	1	1	0
04/13/2019 02:00	0.2	14.0	1,353.6	0.2	0.5	1	1	0
04/13/2019 03:00	0.2	14.0	1,354.1	0.2	0.5	1	1	0
04/13/2019 04:00	0.2	14.0	1,354.7	0.2	0.5	1	1	0
04/13/2019 05:00	0.2	14.0	1,358.6	0.2	0.5	1	1	0
04/13/2019 06:00	0.0	0.0	1,045.7	0.0	0.0	1	0	0
04/13/2019 07:00	0.0	0.0	0.0	0.0	0.0	0	0	0
04/13/2019 08:00	0.0	0.0	0.0	0.0	0.0	0	0	0
04/13/2019 09:00	0.0	0.0	0.0	0.0	0.0	0	0	0
04/13/2019 10:00	0.0	0.0	0.0	0.0	0.0	0	0	0
04/13/2019 11:00	0.0	0.0	0.0	0.0	0.0	0	0	0
04/13/2019 12:00	0.0	0.0	0.0	0.0	0.0	0	0	0
04/13/2019 13:00	0.0	0.0	0.0	0.0	0.0	0	0	0
04/13/2019 14:00	16.4	18.8	279.9	0.0	5.2	1	0	0
04/13/2019 15:00	15.5	15.7	814.0	0.0	32.0	1	0	0
04/13/2019 16:00	0.1	14.0	1,415.0	0.0	0.3	1	1	0
04/13/2019 17:00	0.1	14.0	1,395.1	0.0	0.3	1	1	0
04/13/2019 18:00	0.4	12.7	1,970.7	0.2	1.3	1	1	1
04/13/2019 19:00	0.4	12.2	2,074.0	0.2	1.3	1	1	1
04/13/2019 20:00	0.5	12.7	1,969.2	0.3	1.6	1	1	1
04/13/2019 21:00	0.5	12.8	1,939.1	0.4	1.6	1	1	1
04/13/2019 22:00	0.2	13.9	1,357.2	0.3	0.5	1	1	0
04/13/2019 23:00	14.2	16.3	418.5	0.0	3.1	1	0	0
<b>Average/Sum#:</b>	3.1	14.2	1,341.4	0.2	50.2 #	17 #	13 #	4 #
<b>Minimum:</b>	0.1	12.2	279.9	0.2	0.3	0	0	0
<b>Maximum:</b>	16.4	18.8	2,074.0	0.4	32.0	1	1	1
<b>%SI</b>	33.33	33.33	29.17	54.17	33.33	0.00	0.00	0.00

# Daily Summary Report

CT2 - CO



From: 04/01/2019 00:00 To: 06/30/2019 23:59 Facility Name: COLUSA GENERATING STATION  
 Generated: 07/03/2019 08:42 Location: Maxwell, CA

Red = Invalid or Excluded Data | Green = Edited Status | Blue = Edited Value | \* = Excess Emission

Const. Value/Limit Tag:

	Unit CT2 CO, Ppm 1 Hour(s)	Unit CT2 O2, Dry, Pct 1 Hour(s)	Unit CT2 HI, MBtuPerHr 1 Hour(s)	> Limit Unit CT2 CO, _3Hr, Ppmvdc 1 Hour(s)	> Limit Unit CT2 CO, Lb 1 Hour(s)	Unit CT2 UnitOn, TF 1 Hour(s)	Unit CT2 NormalOp, TF 1 Hour(s)	Unit CT2 DBOn, TF 1 Hour(s)
04/14/2019 00:00	0.0	0.0	0.0	0.0	0.0	0	0	0
04/14/2019 01:00	0.0	0.0	0.0	0.0	0.0	0	0	0
04/14/2019 02:00	0.0	0.0	0.0	0.0	0.0	0	0	0
04/14/2019 03:00	0.0	0.0	0.0	0.0	0.0	0	0	0
04/14/2019 04:00	0.0	0.0	0.0	0.0	0.0	0	0	0
04/14/2019 05:00	0.0	0.0	0.0	0.0	0.0	0	0	0
04/14/2019 06:00	0.0	0.0	0.0	0.0	0.0	0	0	0
04/14/2019 07:00	0.0	0.0	0.0	0.0	0.0	0	0	0
04/14/2019 08:00	0.0	0.0	0.0	0.0	0.0	0	0	0
04/14/2019 09:00	0.0	0.0	0.0	0.0	0.0	0	0	0
04/14/2019 10:00	0.0	0.0	0.0	0.0	0.0	0	0	0
04/14/2019 11:00	0.0	0.0	0.0	0.0	0.0	0	0	0
04/14/2019 12:00	0.0	0.0	0.0	0.0	0.0	0	0	0
04/14/2019 13:00	0.0	0.0	0.0	0.0	0.0	0	0	0
04/14/2019 14:00	0.0	0.0	0.0	0.0	0.0	0	0	0
04/14/2019 15:00	0.0	0.0	0.0	0.0	0.0	0	0	0
04/14/2019 16:00	0.0	0.0	0.0	0.0	0.0	0	0	0
04/14/2019 17:00	0.0	0.0	0.0	0.0	0.0	0	0	0
04/14/2019 18:00	0.0	0.0	0.0	0.0	0.0	0	0	0
04/14/2019 19:00	0.0	0.0	0.0	0.0	0.0	0	0	0
04/14/2019 20:00	0.0	0.0	0.0	0.0	0.0	0	0	0
04/14/2019 21:00	0.0	0.0	0.0	0.0	0.0	0	0	0
04/14/2019 22:00	0.0	0.0	0.0	0.0	0.0	0	0	0
04/14/2019 23:00	0.0	0.0	0.0	0.0	0.0	0	0	0
Average/Sum#:	0.0	0.0	0.0	0.0	0.0 #	0 #	0 #	0 #
Minimum:	0.0	0.0	0.0	0.0	0.0	0	0	0
Maximum:	0.0	0.0	0.0	0.0	0.0	0	0	0
%SI	100.00	100.00	100.00	100.00	100.00	0.00	0.00	0.00

# Daily Summary Report

CT2 - CO



From: 04/01/2019 00:00 To: 06/30/2019 23:59 Facility Name: COLUSA GENERATING STATION  
 Generated: 07/03/2019 08:42 Location: Maxwell, CA

Red = Invalid or Excluded Data | Green = Edited Status | Blue = Edited Value | \* = Excess Emission

Const. Value/Limit Tag:

	Unit CT2 CO, Ppm 1 Hour(s)	Unit CT2 O2, Dry, Pct 1 Hour(s)	Unit CT2 HI, MBtuPerHr 1 Hour(s)	> Limit Unit CT2 CO, _3Hr, Ppmvdc 1 Hour(s)	> Limit Unit CT2 CO, Lb 1 Hour(s)	Unit CT2 UnitOn, TF 1 Hour(s)	Unit CT2 NormalOp, TF 1 Hour(s)	Unit CT2 DBOn, TF 1 Hour(s)
04/15/2019 00:00	0.0	0.0	0.0	0.0	0.0	0	0	0
04/15/2019 01:00	0.0	0.0	0.0	0.0	0.0	0	0	0
04/15/2019 02:00	0.0	0.0	0.0	0.0	0.0	0	0	0
04/15/2019 03:00	0.0	0.0	0.0	0.0	0.0	0	0	0
04/15/2019 04:00	0.0	0.0	0.0	0.0	0.0	0	0	0
04/15/2019 05:00	0.0	0.0	0.0	0.0	0.0	0	0	0
04/15/2019 06:00	0.0	0.0	0.0	0.0	0.0	0	0	0
04/15/2019 07:00	0.0	0.0	0.0	0.0	0.0	0	0	0
04/15/2019 08:00	0.0	0.0	0.0	0.0	0.0	0	0	0
04/15/2019 09:00	0.0	0.0	0.0	0.0	0.0	0	0	0
04/15/2019 10:00	0.0	0.0	0.0	0.0	0.0	0	0	0
04/15/2019 11:00	0.0	0.0	0.0	0.0	0.0	0	0	0
04/15/2019 12:00	0.0	0.0	0.0	0.0	0.0	0	0	0
04/15/2019 13:00	47.7	17.5	487.0	0.0	78.5	1	0	0
04/15/2019 14:00	27.3	15.5	719.0	0.0	48.0	1	0	0
04/15/2019 15:00	21.3	15.0	921.6	0.0	43.9	1	0	0
04/15/2019 16:00	0.2	13.9	1,382.9	0.0	0.5	1	1	0
04/15/2019 17:00	0.2	13.9	1,385.3	0.0	0.5	1	1	0
04/15/2019 18:00	0.5	12.4	2,085.9	0.2	1.6	1	1	1
04/15/2019 19:00	0.5	12.2	2,116.4	0.3	1.6	1	1	1
04/15/2019 20:00	0.6	12.7	1,993.6	0.3	1.9	1	1	1
04/15/2019 21:00	0.2	13.9	1,368.1	0.3	0.5	1	1	0
04/15/2019 22:00	4.6	14.6	1,136.9	0.0	7.4	1	0	0
04/15/2019 23:00	0.0	0.0	0.0	0.0	0.0	0	0	0
<b>Average/Sum#:</b>	10.3	14.2	1,359.7	0.3	184.4 #	10 #	6 #	3 #
<b>Minimum:</b>	0.2	12.2	487.0	0.2	0.5	0	0	0
<b>Maximum:</b>	47.7	17.5	2,116.4	0.3	78.5	1	1	1
<b>%SI</b>	58.33	58.33	58.33	83.33	58.33	0.00	0.00	0.00



# Daily Summary Report

CT2 - CO



From: 04/01/2019 00:00 To: 06/30/2019 23:59 Facility Name: COLUSA GENERATING STATION  
 Generated: 07/03/2019 08:42 Location: Maxwell, CA

Red = Invalid or Excluded Data | Green = Edited Status | Blue = Edited Value | \* = Excess Emission

Const. Value/Limit Tag:

	Unit CT2 CO, Ppm 1 Hour(s)	Unit CT2 O2, Dry, Pct 1 Hour(s)	Unit CT2 HI, MBtuPerHr 1 Hour(s)	> Limit Unit CT2 CO, _3Hr, Ppmvdc 1 Hour(s)	> Limit Unit CT2 CO, Lb 1 Hour(s)	Unit CT2 UnitOn, TF 1 Hour(s)	Unit CT2 NormalOp, TF 1 Hour(s)	Unit CT2 DBOn, TF 1 Hour(s)
04/16/2019 00:00	0.0	0.0	0.0	0.0	0.0	0	0	0
04/16/2019 01:00	0.0	0.0	0.0	0.0	0.0	0	0	0
04/16/2019 02:00	0.0	0.0	0.0	0.0	0.0	0	0	0
04/16/2019 03:00	0.0	0.0	0.0	0.0	0.0	0	0	0
04/16/2019 04:00	0.0	0.0	0.0	0.0	0.0	0	0	0
04/16/2019 05:00	0.0	0.0	0.0	0.0	0.0	0	0	0
04/16/2019 06:00	0.0	0.0	0.0	0.0	0.0	0	0	0
04/16/2019 07:00	0.0	0.0	0.0	0.0	0.0	0	0	0
04/16/2019 08:00	0.0	0.0	0.0	0.0	0.0	0	0	0
04/16/2019 09:00	0.0	0.0	0.0	0.0	0.0	0	0	0
04/16/2019 10:00	0.0	0.0	0.0	0.0	0.0	0	0	0
04/16/2019 11:00	0.0	0.0	0.0	0.0	0.0	0	0	0
04/16/2019 12:00	0.0	0.0	0.0	0.0	0.0	0	0	0
04/16/2019 13:00	0.0	0.0	0.0	0.0	0.0	0	0	0
04/16/2019 14:00	0.0	0.0	0.0	0.0	0.0	0	0	0
04/16/2019 15:00	0.0	0.0	0.0	0.0	0.0	0	0	0
04/16/2019 16:00	0.0	0.0	0.0	0.0	0.0	0	0	0
04/16/2019 17:00	0.0	0.0	0.0	0.0	0.0	0	0	0
04/16/2019 18:00	0.0	0.0	0.0	0.0	0.0	0	0	0
04/16/2019 19:00	0.0	0.0	0.0	0.0	0.0	0	0	0
04/16/2019 20:00	0.0	0.0	0.0	0.0	0.0	0	0	0
04/16/2019 21:00	0.0	0.0	0.0	0.0	0.0	0	0	0
04/16/2019 22:00	0.0	0.0	0.0	0.0	0.0	0	0	0
04/16/2019 23:00	0.0	0.0	0.0	0.0	0.0	0	0	0
Average/Sum#:	0.0	0.0	0.0	0.0	0.0 #	0 #	0 #	0 #
Minimum:	0.0	0.0	0.0	0.0	0.0	0	0	0
Maximum:	0.0	0.0	0.0	0.0	0.0	0	0	0
%SI	100.00	100.00	100.00	100.00	100.00	0.00	0.00	0.00

# Daily Summary Report

CT2 - CO



From: 04/01/2019 00:00 To: 06/30/2019 23:59 Facility Name: COLUSA GENERATING STATION  
 Generated: 07/03/2019 08:42 Location: Maxwell, CA

Red = Invalid or Excluded Data | Green = Edited Status | Blue = Edited Value | \* = Excess Emission

Const. Value/Limit Tag:

	Unit CT2 CO, Ppm 1 Hour(s)	Unit CT2 O2, Dry, Pct 1 Hour(s)	Unit CT2 HI, MBtuPerHr 1 Hour(s)	> Limit Unit CT2 CO, _3Hr, Ppmvdc 1 Hour(s)	> Limit Unit CT2 CO, Lb 1 Hour(s)	Unit CT2 UnitOn, TF 1 Hour(s)	Unit CT2 NormalOp, TF 1 Hour(s)	Unit CT2 DBOn, TF 1 Hour(s)
04/17/2019 00:00	0.0	0.0	0.0	0.0	0.0	0	0	0
04/17/2019 01:00	0.0	0.0	0.0	0.0	0.0	0	0	0
04/17/2019 02:00	0.0	0.0	0.0	0.0	0.0	0	0	0
04/17/2019 03:00	0.0	0.0	0.0	0.0	0.0	0	0	0
04/17/2019 04:00	0.0	0.0	0.0	0.0	0.0	0	0	0
04/17/2019 05:00	0.0	0.0	0.0	0.0	0.0	0	0	0
04/17/2019 06:00	0.0	0.0	0.0	0.0	0.0	0	0	0
04/17/2019 07:00	0.0	0.0	0.0	0.0	0.0	0	0	0
04/17/2019 08:00	0.0	0.0	0.0	0.0	0.0	0	0	0
04/17/2019 09:00	0.0	0.0	0.0	0.0	0.0	0	0	0
04/17/2019 10:00	0.0	0.0	0.0	0.0	0.0	0	0	0
04/17/2019 11:00	0.0	0.0	0.0	0.0	0.0	0	0	0
04/17/2019 12:00	0.0	0.0	0.0	0.0	0.0	0	0	0
04/17/2019 13:00	0.0	0.0	0.0	0.0	0.0	0	0	0
04/17/2019 14:00	55.3	17.6	458.1	0.0	71.0	1	0	0
04/17/2019 15:00	23.3	15.9	684.1	0.0	42.1	1	0	0
04/17/2019 16:00	20.7	15.1	908.9	0.0	42.8	1	0	0
04/17/2019 17:00	0.2	13.9	1,494.1	0.0	0.6	1	1	1
04/17/2019 18:00	0.5	12.6	2,045.3	0.0	1.6	1	1	1
04/17/2019 19:00	0.5	12.6	2,039.9	0.3	1.6	1	1	1
04/17/2019 20:00	0.5	13.0	1,917.9	0.4	1.6	1	1	1
04/17/2019 21:00	0.2	13.9	1,388.3	0.3	0.5	1	1	0
04/17/2019 22:00	0.2	13.9	1,377.3	0.3	0.5	1	1	0
04/17/2019 23:00	11.8	15.8	586.7	0.0	3.9	1	0	0
<b>Average/Sum#:</b>	11.3	14.4	1,290.1	0.3	166.2 #	10 #	6 #	4 #
<b>Minimum:</b>	0.2	12.6	458.1	0.3	0.5	0	0	0
<b>Maximum:</b>	55.3	17.6	2,045.3	0.4	71.0	1	1	1
<b>%SI</b>	58.33	58.33	58.33	83.33	58.33	0.00	0.00	0.00

# Daily Summary Report

CT2 - CO



From: 04/01/2019 00:00 To: 06/30/2019 23:59 Facility Name: COLUSA GENERATING STATION  
 Generated: 07/03/2019 08:42 Location: Maxwell, CA

Red = Invalid or Excluded Data | Green = Edited Status | Blue = Edited Value | \* = Excess Emission

Const. Value/Limit Tag:

	Unit CT2 CO, Ppm 1 Hour(s)	Unit CT2 O2, Dry, Pct 1 Hour(s)	Unit CT2 HI, MBtuPerHr 1 Hour(s)	> Limit Unit CT2 CO, _3Hr, Ppmvdc 1 Hour(s)	> Limit Unit CT2 CO, Lb 1 Hour(s)	Unit CT2 UnitOn, TF 1 Hour(s)	Unit CT2 NormalOp, TF 1 Hour(s)	Unit CT2 DBOn, TF 1 Hour(s)
04/18/2019 00:00	0.0	0.0	0.0	0.0	0.0	0	0	0
04/18/2019 01:00	0.0	0.0	0.0	0.0	0.0	0	0	0
04/18/2019 02:00	0.0	0.0	0.0	0.0	0.0	0	0	0
04/18/2019 03:00	0.0	0.0	0.0	0.0	0.0	0	0	0
04/18/2019 04:00	0.0	0.0	0.0	0.0	0.0	0	0	0
04/18/2019 05:00	0.0	0.0	0.0	0.0	0.0	0	0	0
04/18/2019 06:00	0.0	0.0	0.0	0.0	0.0	0	0	0
04/18/2019 07:00	0.0	0.0	0.0	0.0	0.0	0	0	0
04/18/2019 08:00	0.0	0.0	0.0	0.0	0.0	0	0	0
04/18/2019 09:00	26.8	17.6	458.9	0.0	34.4	1	0	0
04/18/2019 10:00	32.3	15.5	724.4	0.0	57.2	1	0	0
04/18/2019 11:00	16.3	14.7	1,093.3	0.0	38.0	1	0	0
04/18/2019 12:00	0.2	13.9	1,386.6	0.0	0.5	1	1	0
04/18/2019 13:00	0.2	14.0	1,360.4	0.0	0.5	1	1	0
04/18/2019 14:00	0.0	0.0	1,479.8	0.0	0.0	1	1	0
04/18/2019 15:00	0.2	13.9	1,543.4	0.0	0.6	1	1	0
04/18/2019 16:00	0.3	14.0	1,413.0	0.0	0.8	1	1	0
04/18/2019 17:00	0.4	13.7	1,609.1	0.3	1.2	1	1	1
04/18/2019 18:00	0.5	13.0	1,915.7	0.3	1.6	1	1	1
04/18/2019 19:00	0.4	12.3	2,042.5	0.3	1.3	1	1	1
04/18/2019 20:00	0.3	12.1	2,099.9	0.3	0.9	1	1	1
04/18/2019 21:00	2.9	13.3	1,531.7	0.0	6.5	1	0	1
04/18/2019 22:00	0.0	0.0	0.0	0.0	0.0	0	0	0
04/18/2019 23:00	0.0	0.0	0.0	0.0	0.0	0	0	0
<b>Average/Sum#:</b>	6.7	14.0	1,435.3	0.3	143.5 #	13 #	9 #	5 #
<b>Minimum:</b>	0.2	12.1	458.9	0.3	0.5	0	0	0
<b>Maximum:</b>	32.3	17.6	2,099.9	0.3	57.2	1	1	1
<b>%SI</b>	50.00	50.00	45.83	83.33	50.00	0.00	0.00	0.00

# Daily Summary Report

CT2 - CO



From: 04/01/2019 00:00 To: 06/30/2019 23:59 Facility Name: COLUSA GENERATING STATION  
 Generated: 07/03/2019 08:42 Location: Maxwell, CA

Red = Invalid or Excluded Data | Green = Edited Status | Blue = Edited Value | \* = Excess Emission

Const. Value/Limit Tag:

	Unit CT2 CO, Ppm 1 Hour(s)	Unit CT2 O2, Dry, Pct 1 Hour(s)	Unit CT2 HI, MBtuPerHr 1 Hour(s)	> Limit Unit CT2 CO, _3Hr, Ppmvdc 1 Hour(s)	> Limit Unit CT2 CO, Lb 1 Hour(s)	Unit CT2 UnitOn, TF 1 Hour(s)	Unit CT2 NormalOp, TF 1 Hour(s)	Unit CT2 DBOn, TF 1 Hour(s)
04/19/2019 00:00	0.0	0.0	0.0	0.0	0.0	0	0	0
04/19/2019 01:00	0.0	0.0	0.0	0.0	0.0	0	0	0
04/19/2019 02:00	0.0	0.0	0.0	0.0	0.0	0	0	0
04/19/2019 03:00	0.0	0.0	0.0	0.0	0.0	0	0	0
04/19/2019 04:00	0.0	0.0	0.0	0.0	0.0	0	0	0
04/19/2019 05:00	0.0	0.0	0.0	0.0	0.0	0	0	0
04/19/2019 06:00	0.0	0.0	0.0	0.0	0.0	0	0	0
04/19/2019 07:00	0.0	0.0	0.0	0.0	0.0	0	0	0
04/19/2019 08:00	0.0	0.0	0.0	0.0	0.0	0	0	0
04/19/2019 09:00	0.0	0.0	0.0	0.0	0.0	0	0	0
04/19/2019 10:00	0.0	0.0	0.0	0.0	0.0	0	0	0
04/19/2019 11:00	0.0	0.0	0.0	0.0	0.0	0	0	0
04/19/2019 12:00	0.0	0.0	0.0	0.0	0.0	0	0	0
04/19/2019 13:00	27.5	17.5	469.3	0.0	35.1	1	0	0
04/19/2019 14:00	26.1	15.4	717.4	0.0	45.0	1	0	0
04/19/2019 15:00	13.0	14.6	1,114.6	0.0	30.4	1	0	0
04/19/2019 16:00	0.2	13.9	1,383.1	0.0	0.5	1	1	0
04/19/2019 17:00	0.5	12.6	1,949.6	0.0	1.6	1	1	1
04/19/2019 18:00	0.5	12.2	2,035.0	0.3	1.5	1	1	1
04/19/2019 19:00	0.6	12.7	1,956.6	0.4	1.9	1	1	1
04/19/2019 20:00	0.6	12.8	1,912.8	0.4	1.9	1	1	1
04/19/2019 21:00	0.2	13.9	1,341.9	0.3	0.5	1	1	0
04/19/2019 22:00	17.0	16.2	445.8	0.0	3.8	1	0	0
04/19/2019 23:00	0.0	0.0	0.0	0.0	0.0	0	0	0
<b>Average/Sum#:</b>	8.6	14.2	1,332.6	0.4	122.2 #	10 #	6 #	4 #
<b>Minimum:</b>	0.2	12.2	445.8	0.3	0.5	0	0	0
<b>Maximum:</b>	27.5	17.5	2,035.0	0.4	45.0	1	1	1
<b>%SI</b>	58.33	58.33	58.33	83.33	58.33	0.00	0.00	0.00

# Daily Summary Report

CT2 - CO



From: 04/01/2019 00:00 To: 06/30/2019 23:59 Facility Name: COLUSA GENERATING STATION  
 Generated: 07/03/2019 08:42 Location: Maxwell, CA

Red = Invalid or Excluded Data | Green = Edited Status | Blue = Edited Value | \* = Excess Emission

Const. Value/Limit Tag:

	Unit CT2 CO, Ppm 1 Hour(s)	Unit CT2 O2, Dry, Pct 1 Hour(s)	Unit CT2 HI, MBtuPerHr 1 Hour(s)	> Limit Unit CT2 CO, _3Hr, Ppmvdc 1 Hour(s)	> Limit Unit CT2 CO, Lb 1 Hour(s)	Unit CT2 UnitOn, TF 1 Hour(s)	Unit CT2 NormalOp, TF 1 Hour(s)	Unit CT2 DBOn, TF 1 Hour(s)
04/20/2019 00:00	0.0	0.0	0.0	0.0	0.0	0	0	0
04/20/2019 01:00	0.0	0.0	0.0	0.0	0.0	0	0	0
04/20/2019 02:00	0.0	0.0	0.0	0.0	0.0	0	0	0
04/20/2019 03:00	0.0	0.0	0.0	0.0	0.0	0	0	0
04/20/2019 04:00	0.0	0.0	0.0	0.0	0.0	0	0	0
04/20/2019 05:00	0.0	0.0	0.0	0.0	0.0	0	0	0
04/20/2019 06:00	0.0	0.0	0.0	0.0	0.0	0	0	0
04/20/2019 07:00	0.0	0.0	0.0	0.0	0.0	0	0	0
04/20/2019 08:00	0.0	0.0	0.0	0.0	0.0	0	0	0
04/20/2019 09:00	0.0	0.0	0.0	0.0	0.0	0	0	0
04/20/2019 10:00	0.0	0.0	0.0	0.0	0.0	0	0	0
04/20/2019 11:00	0.0	0.0	0.0	0.0	0.0	0	0	0
04/20/2019 12:00	0.0	0.0	0.0	0.0	0.0	0	0	0
04/20/2019 13:00	0.0	0.0	0.0	0.0	0.0	0	0	0
04/20/2019 14:00	0.0	0.0	0.0	0.0	0.0	0	0	0
04/20/2019 15:00	0.0	0.0	0.0	0.0	0.0	0	0	0
04/20/2019 16:00	0.0	0.0	0.0	0.0	0.0	0	0	0
04/20/2019 17:00	0.0	0.0	0.0	0.0	0.0	0	0	0
04/20/2019 18:00	0.0	0.0	0.0	0.0	0.0	0	0	0
04/20/2019 19:00	0.0	0.0	0.0	0.0	0.0	0	0	0
04/20/2019 20:00	0.0	0.0	0.0	0.0	0.0	0	0	0
04/20/2019 21:00	0.0	0.0	0.0	0.0	0.0	0	0	0
04/20/2019 22:00	0.0	0.0	0.0	0.0	0.0	0	0	0
04/20/2019 23:00	0.0	0.0	0.0	0.0	0.0	0	0	0
Average/Sum#:	0.0	0.0	0.0	0.0	0.0 #	0 #	0 #	0 #
Minimum:	0.0	0.0	0.0	0.0	0.0	0	0	0
Maximum:	0.0	0.0	0.0	0.0	0.0	0	0	0
%SI	100.00	100.00	100.00	100.00	100.00	0.00	0.00	0.00

# Daily Summary Report

CT2 - CO



From: 04/01/2019 00:00 To: 06/30/2019 23:59 Facility Name: COLUSA GENERATING STATION  
 Generated: 07/03/2019 08:42 Location: Maxwell, CA

Red = Invalid or Excluded Data | Green = Edited Status | Blue = Edited Value | \* = Excess Emission

Const. Value/Limit Tag:

	Unit CT2 CO, Ppm 1 Hour(s)	Unit CT2 O2, Dry, Pct 1 Hour(s)	Unit CT2 HI, MBtuPerHr 1 Hour(s)	> Limit Unit CT2 CO, _3Hr, Ppmvdc 1 Hour(s)	> Limit Unit CT2 CO, Lb 1 Hour(s)	Unit CT2 UnitOn, TF 1 Hour(s)	Unit CT2 NormalOp, TF 1 Hour(s)	Unit CT2 DBOn, TF 1 Hour(s)
04/21/2019 00:00	0.0	0.0	0.0	0.0	0.0	0	0	0
04/21/2019 01:00	0.0	0.0	0.0	0.0	0.0	0	0	0
04/21/2019 02:00	0.0	0.0	0.0	0.0	0.0	0	0	0
04/21/2019 03:00	0.0	0.0	0.0	0.0	0.0	0	0	0
04/21/2019 04:00	0.0	0.0	0.0	0.0	0.0	0	0	0
04/21/2019 05:00	0.0	0.0	0.0	0.0	0.0	0	0	0
04/21/2019 06:00	0.0	0.0	0.0	0.0	0.0	0	0	0
04/21/2019 07:00	0.0	0.0	0.0	0.0	0.0	0	0	0
04/21/2019 08:00	0.0	0.0	0.0	0.0	0.0	0	0	0
04/21/2019 09:00	0.0	0.0	0.0	0.0	0.0	0	0	0
04/21/2019 10:00	0.0	0.0	0.0	0.0	0.0	0	0	0
04/21/2019 11:00	0.0	0.0	0.0	0.0	0.0	0	0	0
04/21/2019 12:00	0.0	0.0	0.0	0.0	0.0	0	0	0
04/21/2019 13:00	0.0	0.0	0.0	0.0	0.0	0	0	0
04/21/2019 14:00	0.0	0.0	0.0	0.0	0.0	0	0	0
04/21/2019 15:00	0.0	0.0	0.0	0.0	0.0	0	0	0
04/21/2019 16:00	0.0	0.0	0.0	0.0	0.0	0	0	0
04/21/2019 17:00	0.0	0.0	0.0	0.0	0.0	0	0	0
04/21/2019 18:00	0.0	0.0	0.0	0.0	0.0	0	0	0
04/21/2019 19:00	0.0	0.0	0.0	0.0	0.0	0	0	0
04/21/2019 20:00	0.0	0.0	0.0	0.0	0.0	0	0	0
04/21/2019 21:00	0.0	0.0	0.0	0.0	0.0	0	0	0
04/21/2019 22:00	0.0	0.0	0.0	0.0	0.0	0	0	0
04/21/2019 23:00	0.0	0.0	0.0	0.0	0.0	0	0	0
Average/Sum#:	0.0	0.0	0.0	0.0	0.0 #	0 #	0 #	0 #
Minimum:	0.0	0.0	0.0	0.0	0.0	0	0	0
Maximum:	0.0	0.0	0.0	0.0	0.0	0	0	0
%SI	100.00	100.00	100.00	100.00	100.00	0.00	0.00	0.00

# Daily Summary Report

CT2 - CO



From: 04/01/2019 00:00 To: 06/30/2019 23:59 Facility Name: COLUSA GENERATING STATION  
 Generated: 07/03/2019 08:42 Location: Maxwell, CA

Red = Invalid or Excluded Data | Green = Edited Status | Blue = Edited Value | \* = Excess Emission

Const. Value/Limit Tag:

	Unit CT2 CO, Ppm 1 Hour(s)	Unit CT2 O2, Dry, Pct 1 Hour(s)	Unit CT2 HI, MBtuPerHr 1 Hour(s)	> Limit Unit CT2 CO, _3Hr, Ppmvdc 1 Hour(s)	> Limit Unit CT2 CO, Lb 1 Hour(s)	Unit CT2 UnitOn, TF 1 Hour(s)	Unit CT2 NormalOp, TF 1 Hour(s)	Unit CT2 DBOn, TF 1 Hour(s)
04/22/2019 00:00	0.0	0.0	0.0	0.0	0.0	0	0	0
04/22/2019 01:00	0.0	0.0	0.0	0.0	0.0	0	0	0
04/22/2019 02:00	0.0	0.0	0.0	0.0	0.0	0	0	0
04/22/2019 03:00	0.0	0.0	0.0	0.0	0.0	0	0	0
04/22/2019 04:00	0.0	0.0	0.0	0.0	0.0	0	0	0
04/22/2019 05:00	0.0	0.0	0.0	0.0	0.0	0	0	0
04/22/2019 06:00	0.0	0.0	0.0	0.0	0.0	0	0	0
04/22/2019 07:00	0.0	0.0	0.0	0.0	0.0	0	0	0
04/22/2019 08:00	0.0	0.0	0.0	0.0	0.0	0	0	0
04/22/2019 09:00	0.0	0.0	0.0	0.0	0.0	0	0	0
04/22/2019 10:00	0.0	0.0	0.0	0.0	0.0	0	0	0
04/22/2019 11:00	0.0	0.0	0.0	0.0	0.0	0	0	0
04/22/2019 12:00	0.0	0.0	0.0	0.0	0.0	0	0	0
04/22/2019 13:00	0.0	0.0	0.0	0.0	0.0	0	0	0
04/22/2019 14:00	53.3	17.6	453.4	0.0	60.9	1	0	0
04/22/2019 15:00	9.6	17.1	520.1	0.0	17.4	1	0	0
04/22/2019 16:00	10.9	15.5	897.4	0.0	23.9	1	0	0
04/22/2019 17:00	0.2	14.0	1,469.6	0.0	0.6	1	1	0
04/22/2019 18:00	0.5	12.4	2,085.3	0.0	1.6	1	1	1
04/22/2019 19:00	0.4	12.0	2,160.0	0.3	1.3	1	1	1
04/22/2019 20:00	0.4	11.9	2,178.6	0.3	1.3	1	1	1
04/22/2019 21:00	0.5	12.5	2,003.5	0.3	1.6	1	1	1
04/22/2019 22:00	0.1	14.0	1,370.8	0.3	0.3	1	1	0
04/22/2019 23:00	0.5	12.8	1,984.9	0.3	1.6	1	1	1
<b>Average/Sum#:</b>	7.6	14.0	1,512.4	0.3	110.5 #	10 #	7 #	5 #
<b>Minimum:</b>	0.1	11.9	453.4	0.3	0.3	0	0	0
<b>Maximum:</b>	53.3	17.6	2,178.6	0.3	60.9	1	1	1
<b>%SI</b>	58.33	58.33	58.33	79.17	58.33	0.00	0.00	0.00

# Daily Summary Report

CT2 - CO



From: 04/01/2019 00:00 To: 06/30/2019 23:59 Facility Name: COLUSA GENERATING STATION  
 Generated: 07/03/2019 08:42 Location: Maxwell, CA

Red = Invalid or Excluded Data | Green = Edited Status | Blue = Edited Value | \* = Excess Emission

Const. Value/Limit Tag:

	Unit CT2	Unit CT2	Unit CT2	> Limit	> Limit	Unit CT2	Unit CT2	Unit CT2
	CO, Ppm	O2, Dry, Pct	HI, MBtuPerHr	Unit CT2	Unit CT2	UnitOn, TF	NormalOp, TF	DBOn, TF
	1 Hour(s)	1 Hour(s)	1 Hour(s)	CO, _3Hr, Ppmvdc	CO, Lb	1 Hour(s)	1 Hour(s)	1 Hour(s)
04/23/2019 00:00	0.5	12.4	2,054.5	0.3	1.6	1	1	1
04/23/2019 01:00	0.4	12.0	2,148.3	0.3	1.3	1	1	1
04/23/2019 02:00	0.5	12.6	2,008.7	0.3	1.6	1	1	1
04/23/2019 03:00	0.5	12.6	2,008.4	0.4	1.6	1	1	1
04/23/2019 04:00	0.2	13.9	1,563.2	0.3	0.6	1	1	0
04/23/2019 05:00	0.2	13.9	1,504.5	0.3	0.6	1	1	0
04/23/2019 06:00	0.2	14.0	1,353.5	0.2	0.5	1	1	0
04/23/2019 07:00	0.2	13.9	1,415.5	0.2	0.5	1	1	0
04/23/2019 08:00	0.2	13.9	1,427.1	0.2	0.5	1	1	0
04/23/2019 09:00	0.2	14.0	1,427.3	0.2	0.5	1	1	0
04/23/2019 10:00	0.2	13.9	1,448.4	0.2	0.5	1	1	0
04/23/2019 11:00	0.2	14.0	1,442.6	0.2	0.6	1	1	0
04/23/2019 12:00	0.2	13.9	1,598.3	0.2	0.6	1	1	0
04/23/2019 13:00	0.3	13.5	1,743.1	0.2	0.9	1	1	1
04/23/2019 14:00	0.4	12.5	2,018.4	0.2	1.3	1	1	1
04/23/2019 15:00	0.3	12.8	1,829.9	0.2	0.9	1	1	1
04/23/2019 16:00	0.1	13.9	1,334.4	0.2	0.3	1	1	0
04/23/2019 17:00	0.1	13.9	1,446.6	0.1	0.3	1	1	0
04/23/2019 18:00	0.3	13.5	1,738.7	0.1	0.9	1	1	1
04/23/2019 19:00	0.4	12.8	1,911.1	0.2	1.2	1	1	1
04/23/2019 20:00	0.1	13.9	1,436.0	0.2	0.3	1	1	0
04/23/2019 21:00	0.1	14.0	1,283.0	0.2	0.2	1	1	0
04/23/2019 22:00	0.2	14.0	1,340.3	0.1	0.5	1	1	0
04/23/2019 23:00	0.2	13.9	1,339.5	0.2	0.5	1	1	0
<b>Average/Sum#:</b>	0.3	13.5	1,617.6	0.2	18.3 #	24 #	24 #	9 #
<b>Minimum:</b>	0.1	12.0	1,283.0	0.1	0.2	1	1	0
<b>Maximum:</b>	0.5	14.0	2,148.3	0.4	1.6	1	1	1
<b>%SI</b>	0.00	0.00	0.00	0.00	0.00	0.00	0.00	0.00



# Daily Summary Report

CT2 - CO



From: 04/01/2019 00:00 To: 06/30/2019 23:59 Facility Name: COLUSA GENERATING STATION  
 Generated: 07/03/2019 08:42 Location: Maxwell, CA

Red = Invalid or Excluded Data | Green = Edited Status | Blue = Edited Value | \* = Excess Emission

Const. Value/Limit Tag:

	Unit CT2 CO, Ppm 1 Hour(s)	Unit CT2 O2, Dry, Pct 1 Hour(s)	Unit CT2 HI, MBtuPerHr 1 Hour(s)	> Limit Unit CT2 CO, _3Hr, Ppmvdc 1 Hour(s)	> Limit Unit CT2 CO, Lb 1 Hour(s)	Unit CT2 UnitOn, TF 1 Hour(s)	Unit CT2 NormalOp, TF 1 Hour(s)	Unit CT2 DBOn, TF 1 Hour(s)
04/24/2019 00:00	6.9	15.0	922.3	0.0	6.1	1	0	0
04/24/2019 01:00	0.0	0.0	0.0	0.0	0.0	0	0	0
04/24/2019 02:00	0.0	0.0	0.0	0.0	0.0	0	0	0
04/24/2019 03:00	0.0	0.0	0.0	0.0	0.0	0	0	0
04/24/2019 04:00	0.0	0.0	0.0	0.0	0.0	0	0	0
04/24/2019 05:00	0.0	0.0	0.0	0.0	0.0	0	0	0
04/24/2019 06:00	0.0	0.0	0.0	0.0	0.0	0	0	0
04/24/2019 07:00	0.0	0.0	0.0	0.0	0.0	0	0	0
04/24/2019 08:00	0.0	0.0	0.0	0.0	0.0	0	0	0
04/24/2019 09:00	0.0	0.0	0.0	0.0	0.0	0	0	0
04/24/2019 10:00	18.1	18.0	384.7	0.0	11.1	1	0	0
04/24/2019 11:00	13.9	15.3	922.1	0.0	30.2	1	0	0
04/24/2019 12:00	0.1	14.0	1,388.1	0.0	0.3	1	1	0
04/24/2019 13:00	0.1	14.0	1,388.5	0.0	0.3	1	1	0
04/24/2019 14:00	0.2	13.9	1,550.5	0.1	0.6	1	1	0
04/24/2019 15:00	0.2	13.9	1,479.5	0.2	0.6	1	1	0
04/24/2019 16:00	0.2	14.0	1,339.1	0.2	0.5	1	1	0
04/24/2019 17:00	0.3	13.4	1,732.7	0.2	0.9	1	1	1
04/24/2019 18:00	0.4	12.8	1,900.5	0.2	1.2	1	1	1
04/24/2019 19:00	0.4	12.4	1,996.2	0.3	1.2	1	1	1
04/24/2019 20:00	0.3	12.1	2,075.4	0.3	0.9	1	1	1
04/24/2019 21:00	3.8	13.6	1,453.4	0.0	7.3	1	0	1
04/24/2019 22:00	0.0	0.0	0.0	0.0	0.0	0	0	0
04/24/2019 23:00	0.0	0.0	0.0	0.0	0.0	0	0	0
<b>Average/Sum#:</b>	3.5	14.0	1,425.6	0.2	61.2 #	13 #	9 #	5 #
<b>Minimum:</b>	0.1	12.1	384.7	0.1	0.3	0	0	0
<b>Maximum:</b>	18.1	18.0	2,075.4	0.3	30.2	1	1	1
<b>%SI</b>	45.83	45.83	45.83	70.83	45.83	0.00	0.00	0.00

# Daily Summary Report

CT2 - CO



From: 04/01/2019 00:00 To: 06/30/2019 23:59 Facility Name: COLUSA GENERATING STATION  
 Generated: 07/03/2019 08:42 Location: Maxwell, CA

Red = Invalid or Excluded Data | Green = Edited Status | Blue = Edited Value | \* = Excess Emission

Const. Value/Limit Tag:

	Unit CT2 CO, Ppm 1 Hour(s)	Unit CT2 O2, Dry, Pct 1 Hour(s)	Unit CT2 HI, MBtuPerHr 1 Hour(s)	> Limit Unit CT2 CO, _3Hr, Ppmvdc 1 Hour(s)	> Limit Unit CT2 CO, Lb 1 Hour(s)	Unit CT2 UnitOn, TF 1 Hour(s)	Unit CT2 NormalOp, TF 1 Hour(s)	Unit CT2 DBOn, TF 1 Hour(s)
04/25/2019 00:00	0.0	0.0	0.0	0.0	0.0	0	0	0
04/25/2019 01:00	0.0	0.0	0.0	0.0	0.0	0	0	0
04/25/2019 02:00	0.0	0.0	0.0	0.0	0.0	0	0	0
04/25/2019 03:00	0.0	0.0	0.0	0.0	0.0	0	0	0
04/25/2019 04:00	0.0	0.0	0.0	0.0	0.0	0	0	0
04/25/2019 05:00	0.0	0.0	0.0	0.0	0.0	0	0	0
04/25/2019 06:00	0.0	0.0	0.0	0.0	0.0	0	0	0
04/25/2019 07:00	0.0	0.0	0.0	0.0	0.0	0	0	0
04/25/2019 08:00	0.0	0.0	0.0	0.0	0.0	0	0	0
04/25/2019 09:00	40.0	18.0	392.1	0.0	25.0	1	0	0
04/25/2019 10:00	13.8	15.3	929.6	0.0	30.3	1	0	0
04/25/2019 11:00	0.1	13.9	1,390.7	0.0	0.3	1	1	0
04/25/2019 12:00	0.1	13.9	1,447.0	0.0	0.3	1	1	0
04/25/2019 13:00	0.2	13.8	1,590.9	0.1	0.6	1	1	0
04/25/2019 14:00	0.2	14.0	1,481.0	0.2	0.6	1	1	0
04/25/2019 15:00	0.2	13.8	1,533.8	0.2	0.6	1	1	0
04/25/2019 16:00	0.3	13.4	1,720.7	0.2	0.9	1	1	1
04/25/2019 17:00	0.4	12.6	1,930.9	0.2	1.2	1	1	1
04/25/2019 18:00	0.3	12.0	2,068.6	0.2	0.9	1	1	1
04/25/2019 19:00	0.3	12.2	2,059.5	0.2	0.9	1	1	1
04/25/2019 20:00	0.3	12.2	2,072.5	0.2	0.9	1	1	1
04/25/2019 21:00	0.3	12.3	2,060.7	0.2	0.9	1	1	1
04/25/2019 22:00	4.1	14.1	1,238.3	0.0	5.1	1	0	1
04/25/2019 23:00	0.0	0.0	0.0	0.0	0.0	0	0	0
<b>Average/Sum#:</b>	4.3	13.7	1,565.5	0.2	68.5 #	14 #	11 #	7 #
<b>Minimum:</b>	0.1	12.0	392.1	0.1	0.3	0	0	0
<b>Maximum:</b>	40.0	18.0	2,072.5	0.2	30.3	1	1	1
<b>%SI</b>	41.67	41.67	41.67	62.50	41.67	0.00	0.00	0.00

# Daily Summary Report

CT2 - CO



From: 04/01/2019 00:00 To: 06/30/2019 23:59 Facility Name: COLUSA GENERATING STATION  
 Generated: 07/03/2019 08:42 Location: Maxwell, CA

Red = Invalid or Excluded Data | Green = Edited Status | Blue = Edited Value | \* = Excess Emission

Const. Value/Limit Tag:

	Unit CT2 CO, Ppm 1 Hour(s)	Unit CT2 O2, Dry, Pct 1 Hour(s)	Unit CT2 HI, MBtuPerHr 1 Hour(s)	> Limit Unit CT2 CO, _3Hr, Ppmvdc 1 Hour(s)	> Limit Unit CT2 CO, Lb 1 Hour(s)	Unit CT2 UnitOn, TF 1 Hour(s)	Unit CT2 NormalOp, TF 1 Hour(s)	Unit CT2 DBOn, TF 1 Hour(s)
04/26/2019 00:00	0.0	0.0	0.0	0.0	0.0	0	0	0
04/26/2019 01:00	0.0	0.0	0.0	0.0	0.0	0	0	0
04/26/2019 02:00	0.0	0.0	0.0	0.0	0.0	0	0	0
04/26/2019 03:00	0.0	0.0	0.0	0.0	0.0	0	0	0
04/26/2019 04:00	0.0	0.0	0.0	0.0	0.0	0	0	0
04/26/2019 05:00	0.0	0.0	0.0	0.0	0.0	0	0	0
04/26/2019 06:00	0.0	0.0	0.0	0.0	0.0	0	0	0
04/26/2019 07:00	0.0	0.0	0.0	0.0	0.0	0	0	0
04/26/2019 08:00	0.0	0.0	0.0	0.0	0.0	0	0	0
04/26/2019 09:00	13.0	18.3	355.3	0.0	7.1	1	0	0
04/26/2019 10:00	11.5	17.1	517.4	0.0	20.7	1	0	0
04/26/2019 11:00	11.7	15.5	890.2	0.0	25.5	1	0	0
04/26/2019 12:00	0.1	14.0	1,355.8	0.0	0.3	1	1	0
04/26/2019 13:00	0.1	14.0	1,350.3	0.0	0.3	1	1	0
04/26/2019 14:00	0.2	13.9	1,591.2	0.1	0.6	1	1	0
04/26/2019 15:00	0.1	13.9	1,471.4	0.1	0.3	1	1	0
04/26/2019 16:00	0.2	13.9	1,673.6	0.2	0.6	1	1	0
04/26/2019 17:00	0.2	13.9	1,513.4	0.2	0.6	1	1	1
04/26/2019 18:00	0.4	13.0	1,906.4	0.2	1.3	1	1	1
04/26/2019 19:00	0.4	12.4	2,059.2	0.3	1.3	1	1	1
04/26/2019 20:00	0.3	12.3	2,063.2	0.3	1.0	1	1	1
04/26/2019 21:00	0.4	12.5	2,014.4	0.3	1.3	1	1	1
04/26/2019 22:00	0.3	12.9	1,946.0	0.2	1.0	1	1	1
04/26/2019 23:00	0.3	13.0	1,922.4	0.2	1.0	1	1	1
<b>Average/Sum#:</b>	2.6	14.0	1,508.7	0.2	62.9 #	15 #	12 #	7 #
<b>Minimum:</b>	0.1	12.3	355.3	0.1	0.3	0	0	0
<b>Maximum:</b>	13.0	18.3	2,063.2	0.3	25.5	1	1	1
<b>%SI</b>	37.50	37.50	37.50	58.33	37.50	0.00	0.00	0.00

# Daily Summary Report

CT2 - CO



From: 04/01/2019 00:00 To: 06/30/2019 23:59 Facility Name: COLUSA GENERATING STATION  
 Generated: 07/03/2019 08:42 Location: Maxwell, CA

Red = Invalid or Excluded Data | Green = Edited Status | Blue = Edited Value | \* = Excess Emission

Const. Value/Limit Tag:

	Unit CT2	Unit CT2	Unit CT2	> Limit	> Limit	Unit CT2	Unit CT2	Unit CT2
	CO, Ppm	O2, Dry, Pct	HI, MBtuPerHr	CO, _3Hr, Ppmvdc	CO, Lb	UnitOn, TF	NormalOp, TF	DBOn, TF
	1 Hour(s)	1 Hour(s)	1 Hour(s)	1 Hour(s)	1 Hour(s)	1 Hour(s)	1 Hour(s)	1 Hour(s)
04/27/2019 00:00	0.2	13.7	1,542.4	0.2	0.6	1	1	1
04/27/2019 01:00	0.1	13.9	1,440.2	0.2	0.3	1	1	0
04/27/2019 02:00	0.2	14.0	1,443.2	0.2	0.6	1	1	0
04/27/2019 03:00	0.2	14.0	1,445.8	0.2	0.6	1	1	0
04/27/2019 04:00	0.2	13.9	1,590.2	0.2	0.6	1	1	0
04/27/2019 05:00	0.1	14.0	1,272.5	0.2	0.2	1	1	0
04/27/2019 06:00	0.0	0.0	383.0	0.0	0.0	1	0	0
04/27/2019 07:00	0.0	0.0	0.0	0.0	0.0	0	0	0
04/27/2019 08:00	0.0	0.0	0.0	0.0	0.0	0	0	0
04/27/2019 09:00	0.0	0.0	0.0	0.0	0.0	0	0	0
04/27/2019 10:00	0.0	0.0	0.0	0.0	0.0	0	0	0
04/27/2019 11:00	0.0	0.0	0.0	0.0	0.0	0	0	0
04/27/2019 12:00	0.0	0.0	0.0	0.0	0.0	0	0	0
04/27/2019 13:00	0.0	0.0	0.0	0.0	0.0	0	0	0
04/27/2019 14:00	12.0	17.6	433.0	0.0	13.1	1	0	0
04/27/2019 15:00	10.2	15.5	906.8	0.0	22.6	1	0	0
04/27/2019 16:00	0.1	14.0	1,359.5	0.0	0.3	1	1	0
04/27/2019 17:00	0.2	14.0	1,361.7	0.0	0.5	1	1	0
04/27/2019 18:00	0.5	13.0	1,877.2	0.2	1.6	1	1	1
04/27/2019 19:00	0.5	12.7	1,946.7	0.3	1.6	1	1	1
04/27/2019 20:00	0.5	12.8	1,910.7	0.4	1.6	1	1	1
04/27/2019 21:00	0.2	13.9	1,345.8	0.3	0.5	1	1	0
04/27/2019 22:00	14.7	16.1	464.4	0.0	3.4	1	0	0
04/27/2019 23:00	0.0	0.0	0.0	0.0	0.0	0	0	0
<b>Average/Sum#:</b>	2.7	14.2	1,295.2	0.2	48.1 #	16 #	12 #	4 #
<b>Minimum:</b>	0.1	12.7	383.0	0.2	0.2	0	0	0
<b>Maximum:</b>	14.7	17.6	1,946.7	0.4	22.6	1	1	1
<b>%SI</b>	37.50	37.50	33.33	58.33	37.50	0.00	0.00	0.00

# Daily Summary Report

CT2 - CO



From: 04/01/2019 00:00 To: 06/30/2019 23:59 Facility Name: COLUSA GENERATING STATION  
 Generated: 07/03/2019 08:42 Location: Maxwell, CA

Red = Invalid or Excluded Data | Green = Edited Status | Blue = Edited Value | \* = Excess Emission

Const. Value/Limit Tag:

	Unit CT2 CO, Ppm 1 Hour(s)	Unit CT2 O2, Dry, Pct 1 Hour(s)	Unit CT2 HI, MBtuPerHr 1 Hour(s)	> Limit Unit CT2 CO, _3Hr, Ppmvdc 1 Hour(s)	> Limit Unit CT2 CO, Lb 1 Hour(s)	Unit CT2 UnitOn, TF 1 Hour(s)	Unit CT2 NormalOp, TF 1 Hour(s)	Unit CT2 DBOn, TF 1 Hour(s)
04/28/2019 00:00	0.0	0.0	0.0	0.0	0.0	0	0	0
04/28/2019 01:00	0.0	0.0	0.0	0.0	0.0	0	0	0
04/28/2019 02:00	0.0	0.0	0.0	0.0	0.0	0	0	0
04/28/2019 03:00	0.0	0.0	0.0	0.0	0.0	0	0	0
04/28/2019 04:00	0.0	0.0	0.0	0.0	0.0	0	0	0
04/28/2019 05:00	0.0	0.0	0.0	0.0	0.0	0	0	0
04/28/2019 06:00	0.0	0.0	0.0	0.0	0.0	0	0	0
04/28/2019 07:00	0.0	0.0	0.0	0.0	0.0	0	0	0
04/28/2019 08:00	0.0	0.0	0.0	0.0	0.0	0	0	0
04/28/2019 09:00	0.0	0.0	0.0	0.0	0.0	0	0	0
04/28/2019 10:00	0.0	0.0	0.0	0.0	0.0	0	0	0
04/28/2019 11:00	31.4	17.6	453.9	0.0	39.9	1	0	0
04/28/2019 12:00	11.5	17.1	513.6	0.0	20.5	1	0	0
04/28/2019 13:00	10.0	15.8	852.5	0.0	22.1	1	0	0
04/28/2019 14:00	0.1	14.0	1,357.7	0.0	0.3	1	1	0
04/28/2019 15:00	0.2	13.8	1,616.0	0.0	0.6	1	1	0
04/28/2019 16:00	0.2	13.7	1,741.4	0.2	0.6	1	1	0
04/28/2019 17:00	0.2	13.8	1,708.4	0.2	0.6	1	1	1
04/28/2019 18:00	0.4	12.5	2,012.1	0.2	1.3	1	1	1
04/28/2019 19:00	0.3	12.6	2,000.9	0.2	1.0	1	1	1
04/28/2019 20:00	0.2	13.6	1,518.2	0.2	0.5	1	1	1
04/28/2019 21:00	3.1	14.6	1,051.6	0.0	4.6	1	0	0
04/28/2019 22:00	0.0	0.0	0.0	0.0	0.0	0	0	0
04/28/2019 23:00	0.0	0.0	0.0	0.0	0.0	0	0	0
<b>Average/Sum#:</b>	5.2	14.5	1,347.8	0.2	92.0 #	11 #	7 #	4 #
<b>Minimum:</b>	0.1	12.5	453.9	0.2	0.3	0	0	0
<b>Maximum:</b>	31.4	17.6	2,012.1	0.2	39.9	1	1	1
<b>%SI</b>	54.17	54.17	54.17	79.17	54.17	0.00	0.00	0.00

# Daily Summary Report

CT2 - CO



From: 04/01/2019 00:00 To: 06/30/2019 23:59 Facility Name: COLUSA GENERATING STATION  
 Generated: 07/03/2019 08:42 Location: Maxwell, CA

Red = Invalid or Excluded Data | Green = Edited Status | Blue = Edited Value | \* = Excess Emission

Const. Value/Limit Tag:

	Unit CT2 CO, Ppm 1 Hour(s)	Unit CT2 O2, Dry, Pct 1 Hour(s)	Unit CT2 HI, MBtuPerHr 1 Hour(s)	> Limit Unit CT2 CO, _3Hr, Ppmvdc 1 Hour(s)	> Limit Unit CT2 CO, Lb 1 Hour(s)	Unit CT2 UnitOn, TF 1 Hour(s)	Unit CT2 NormalOp, TF 1 Hour(s)	Unit CT2 DBOn, TF 1 Hour(s)
04/29/2019 00:00	0.0	0.0	0.0	0.0	0.0	0	0	0
04/29/2019 01:00	0.0	0.0	0.0	0.0	0.0	0	0	0
04/29/2019 02:00	0.0	0.0	0.0	0.0	0.0	0	0	0
04/29/2019 03:00	0.0	0.0	0.0	0.0	0.0	0	0	0
04/29/2019 04:00	0.0	0.0	0.0	0.0	0.0	0	0	0
04/29/2019 05:00	0.0	0.0	0.0	0.0	0.0	0	0	0
04/29/2019 06:00	0.0	0.0	0.0	0.0	0.0	0	0	0
04/29/2019 07:00	0.0	0.0	0.0	0.0	0.0	0	0	0
04/29/2019 08:00	0.0	0.0	0.0	0.0	0.0	0	0	0
04/29/2019 09:00	0.0	0.0	0.0	0.0	0.0	0	0	0
04/29/2019 10:00	0.0	0.0	0.0	0.0	0.0	0	0	0
04/29/2019 11:00	0.0	0.0	0.0	0.0	0.0	0	0	0
04/29/2019 12:00	0.0	0.0	0.0	0.0	0.0	0	0	0
04/29/2019 13:00	0.0	0.0	0.0	0.0	0.0	0	0	0
04/29/2019 14:00	0.0	0.0	0.0	0.0	0.0	0	0	0
04/29/2019 15:00	0.0	0.0	0.0	0.0	0.0	0	0	0
04/29/2019 16:00	0.0	0.0	0.0	0.0	0.0	0	0	0
04/29/2019 17:00	0.0	0.0	0.0	0.0	0.0	0	0	0
04/29/2019 18:00	0.0	0.0	0.0	0.0	0.0	0	0	0
04/29/2019 19:00	0.0	0.0	0.0	0.0	0.0	0	0	0
04/29/2019 20:00	0.0	0.0	0.0	0.0	0.0	0	0	0
04/29/2019 21:00	0.0	0.0	0.0	0.0	0.0	0	0	0
04/29/2019 22:00	0.0	0.0	0.0	0.0	0.0	0	0	0
04/29/2019 23:00	0.0	0.0	0.0	0.0	0.0	0	0	0
Average/Sum#:	0.0	0.0	0.0	0.0	0.0 #	0 #	0 #	0 #
Minimum:	0.0	0.0	0.0	0.0	0.0	0	0	0
Maximum:	0.0	0.0	0.0	0.0	0.0	0	0	0
%SI	100.00	100.00	100.00	100.00	100.00	0.00	0.00	0.00

# Daily Summary Report

CT2 - CO



From: 04/01/2019 00:00 To: 06/30/2019 23:59 Facility Name: COLUSA GENERATING STATION  
 Generated: 07/03/2019 08:42 Location: Maxwell, CA

Red = Invalid or Excluded Data | Green = Edited Status | Blue = Edited Value | \* = Excess Emission

Const. Value/Limit Tag:

	Unit CT2 CO, Ppm 1 Hour(s)	Unit CT2 O2, Dry, Pct 1 Hour(s)	Unit CT2 HI, MBtuPerHr 1 Hour(s)	> Limit Unit CT2 CO, _3Hr, Ppmvdc 1 Hour(s)	> Limit Unit CT2 CO, Lb 1 Hour(s)	Unit CT2 UnitOn, TF 1 Hour(s)	Unit CT2 NormalOp, TF 1 Hour(s)	Unit CT2 DBOn, TF 1 Hour(s)
04/30/2019 00:00	0.0	0.0	0.0	0.0	0.0	0	0	0
04/30/2019 01:00	0.0	0.0	0.0	0.0	0.0	0	0	0
04/30/2019 02:00	0.0	0.0	0.0	0.0	0.0	0	0	0
04/30/2019 03:00	0.0	0.0	0.0	0.0	0.0	0	0	0
04/30/2019 04:00	0.0	0.0	0.0	0.0	0.0	0	0	0
04/30/2019 05:00	0.0	0.0	0.0	0.0	0.0	0	0	0
04/30/2019 06:00	0.0	0.0	0.0	0.0	0.0	0	0	0
04/30/2019 07:00	0.0	0.0	0.0	0.0	0.0	0	0	0
04/30/2019 08:00	0.0	0.0	0.0	0.0	0.0	0	0	0
04/30/2019 09:00	0.0	0.0	0.0	0.0	0.0	0	0	0
04/30/2019 10:00	0.0	0.0	0.0	0.0	0.0	0	0	0
04/30/2019 11:00	0.0	0.0	0.0	0.0	0.0	0	0	0
04/30/2019 12:00	0.0	0.0	0.0	0.0	0.0	0	0	0
04/30/2019 13:00	0.0	0.0	0.0	0.0	0.0	0	0	0
04/30/2019 14:00	0.0	0.0	0.0	0.0	0.0	0	0	0
04/30/2019 15:00	0.0	0.0	0.0	0.0	0.0	0	0	0
04/30/2019 16:00	0.0	0.0	0.0	0.0	0.0	0	0	0
04/30/2019 17:00	0.0	0.0	0.0	0.0	0.0	0	0	0
04/30/2019 18:00	0.0	0.0	0.0	0.0	0.0	0	0	0
04/30/2019 19:00	0.0	0.0	0.0	0.0	0.0	0	0	0
04/30/2019 20:00	0.0	0.0	0.0	0.0	0.0	0	0	0
04/30/2019 21:00	0.0	0.0	0.0	0.0	0.0	0	0	0
04/30/2019 22:00	0.0	0.0	0.0	0.0	0.0	0	0	0
04/30/2019 23:00	0.0	0.0	0.0	0.0	0.0	0	0	0
Average/Sum#:	0.0	0.0	0.0	0.0	0.0 #	0 #	0 #	0 #
Minimum:	0.0	0.0	0.0	0.0	0.0	0	0	0
Maximum:	0.0	0.0	0.0	0.0	0.0	0	0	0
%SI	100.00	100.00	100.00	100.00	100.00	0.00	0.00	0.00

# Daily Summary Report

CT2 - CO



From: 04/01/2019 00:00 To: 06/30/2019 23:59 Facility Name: COLUSA GENERATING STATION  
 Generated: 07/03/2019 08:42 Location: Maxwell, CA

Red = Invalid or Excluded Data | Green = Edited Status | Blue = Edited Value | \* = Excess Emission

Const. Value/Limit Tag:

	Unit CT2 CO, Ppm 1 Hour(s)	Unit CT2 O2, Dry, Pct 1 Hour(s)	Unit CT2 HI, MBtuPerHr 1 Hour(s)	> Limit Unit CT2 CO, _3Hr, Ppmvdc 1 Hour(s)	> Limit Unit CT2 CO, Lb 1 Hour(s)	Unit CT2 UnitOn, TF 1 Hour(s)	Unit CT2 NormalOp, TF 1 Hour(s)	Unit CT2 DBOn, TF 1 Hour(s)
05/01/2019 00:00	0.0	0.0	0.0	0.0	0.0	0	0	0
05/01/2019 01:00	0.0	0.0	0.0	0.0	0.0	0	0	0
05/01/2019 02:00	0.0	0.0	0.0	0.0	0.0	0	0	0
05/01/2019 03:00	0.0	0.0	0.0	0.0	0.0	0	0	0
05/01/2019 04:00	0.0	0.0	0.0	0.0	0.0	0	0	0
05/01/2019 05:00	0.0	0.0	0.0	0.0	0.0	0	0	0
05/01/2019 06:00	0.0	0.0	0.0	0.0	0.0	0	0	0
05/01/2019 07:00	0.0	0.0	0.0	0.0	0.0	0	0	0
05/01/2019 08:00	0.0	0.0	0.0	0.0	0.0	0	0	0
05/01/2019 09:00	0.0	0.0	0.0	0.0	0.0	0	0	0
05/01/2019 10:00	0.0	0.0	0.0	0.0	0.0	0	0	0
05/01/2019 11:00	0.0	0.0	0.0	0.0	0.0	0	0	0
05/01/2019 12:00	0.0	0.0	0.0	0.0	0.0	0	0	0
05/01/2019 13:00	0.0	0.0	0.0	0.0	0.0	0	0	0
05/01/2019 14:00	0.0	0.0	0.0	0.0	0.0	0	0	0
05/01/2019 15:00	0.0	0.0	0.0	0.0	0.0	0	0	0
05/01/2019 16:00	0.0	0.0	0.0	0.0	0.0	0	0	0
05/01/2019 17:00	0.0	0.0	0.0	0.0	0.0	0	0	0
05/01/2019 18:00	0.0	0.0	0.0	0.0	0.0	0	0	0
05/01/2019 19:00	0.0	0.0	0.0	0.0	0.0	0	0	0
05/01/2019 20:00	0.0	0.0	0.0	0.0	0.0	0	0	0
05/01/2019 21:00	0.0	0.0	0.0	0.0	0.0	0	0	0
05/01/2019 22:00	0.0	0.0	0.0	0.0	0.0	0	0	0
05/01/2019 23:00	0.0	0.0	0.0	0.0	0.0	0	0	0
Average/Sum#:	0.0	0.0	0.0	0.0	0.0 #	0 #	0 #	0 #
Minimum:	0.0	0.0	0.0	0.0	0.0	0	0	0
Maximum:	0.0	0.0	0.0	0.0	0.0	0	0	0
%SI	100.00	100.00	100.00	100.00	100.00	0.00	0.00	0.00



# Daily Summary Report

CT2 - CO



From: 04/01/2019 00:00 To: 06/30/2019 23:59 Facility Name: COLUSA GENERATING STATION  
 Generated: 07/03/2019 08:42 Location: Maxwell, CA

Red = Invalid or Excluded Data | Green = Edited Status | Blue = Edited Value | \* = Excess Emission

Const. Value/Limit Tag:

	Unit CT2 CO, Ppm 1 Hour(s)	Unit CT2 O2, Dry, Pct 1 Hour(s)	Unit CT2 HI, MBtuPerHr 1 Hour(s)	> Limit Unit CT2 CO, _3Hr, Ppmvdc 1 Hour(s)	> Limit Unit CT2 CO, Lb 1 Hour(s)	Unit CT2 UnitOn, TF 1 Hour(s)	Unit CT2 NormalOp, TF 1 Hour(s)	Unit CT2 DBOn, TF 1 Hour(s)
05/02/2019 00:00	0.0	0.0	0.0	0.0	0.0	0	0	0
05/02/2019 01:00	0.0	0.0	0.0	0.0	0.0	0	0	0
05/02/2019 02:00	0.0	0.0	0.0	0.0	0.0	0	0	0
05/02/2019 03:00	0.0	0.0	0.0	0.0	0.0	0	0	0
05/02/2019 04:00	0.0	0.0	0.0	0.0	0.0	0	0	0
05/02/2019 05:00	0.0	0.0	0.0	0.0	0.0	0	0	0
05/02/2019 06:00	0.0	0.0	0.0	0.0	0.0	0	0	0
05/02/2019 07:00	0.0	0.0	0.0	0.0	0.0	0	0	0
05/02/2019 08:00	0.0	0.0	0.0	0.0	0.0	0	0	0
05/02/2019 09:00	0.0	0.0	0.0	0.0	0.0	0	0	0
05/02/2019 10:00	0.0	0.0	0.0	0.0	0.0	0	0	0
05/02/2019 11:00	0.0	0.0	0.0	0.0	0.0	0	0	0
05/02/2019 12:00	0.0	0.0	0.0	0.0	0.0	0	0	0
05/02/2019 13:00	0.0	0.0	0.0	0.0	0.0	0	0	0
05/02/2019 14:00	0.0	0.0	0.0	0.0	0.0	0	0	0
05/02/2019 15:00	0.0	0.0	0.0	0.0	0.0	0	0	0
05/02/2019 16:00	0.0	0.0	0.0	0.0	0.0	0	0	0
05/02/2019 17:00	0.0	0.0	0.0	0.0	0.0	0	0	0
05/02/2019 18:00	0.0	0.0	0.0	0.0	0.0	0	0	0
05/02/2019 19:00	0.0	0.0	0.0	0.0	0.0	0	0	0
05/02/2019 20:00	0.0	0.0	0.0	0.0	0.0	0	0	0
05/02/2019 21:00	0.0	0.0	0.0	0.0	0.0	0	0	0
05/02/2019 22:00	0.0	0.0	0.0	0.0	0.0	0	0	0
05/02/2019 23:00	0.0	0.0	0.0	0.0	0.0	0	0	0
Average/Sum#:	0.0	0.0	0.0	0.0	0.0 #	0 #	0 #	0 #
Minimum:	0.0	0.0	0.0	0.0	0.0	0	0	0
Maximum:	0.0	0.0	0.0	0.0	0.0	0	0	0
%SI	100.00	100.00	100.00	100.00	100.00	0.00	0.00	0.00

# Daily Summary Report

CT2 - CO



From: 04/01/2019 00:00 To: 06/30/2019 23:59 Facility Name: COLUSA GENERATING STATION  
 Generated: 07/03/2019 08:42 Location: Maxwell, CA

Red = Invalid or Excluded Data | Green = Edited Status | Blue = Edited Value | \* = Excess Emission

Const. Value/Limit Tag:

	Unit CT2 CO, Ppm 1 Hour(s)	Unit CT2 O2, Dry, Pct 1 Hour(s)	Unit CT2 HI, MBtuPerHr 1 Hour(s)	> Limit Unit CT2 CO, _3Hr, Ppmvdc 1 Hour(s)	> Limit Unit CT2 CO, Lb 1 Hour(s)	Unit CT2 UnitOn, TF 1 Hour(s)	Unit CT2 NormalOp, TF 1 Hour(s)	Unit CT2 DBOn, TF 1 Hour(s)
05/03/2019 00:00	0.0	0.0	0.0	0.0	0.0	0	0	0
05/03/2019 01:00	0.0	0.0	0.0	0.0	0.0	0	0	0
05/03/2019 02:00	0.0	0.0	0.0	0.0	0.0	0	0	0
05/03/2019 03:00	0.0	0.0	0.0	0.0	0.0	0	0	0
05/03/2019 04:00	0.0	0.0	0.0	0.0	0.0	0	0	0
05/03/2019 05:00	0.0	0.0	0.0	0.0	0.0	0	0	0
05/03/2019 06:00	0.0	0.0	0.0	0.0	0.0	0	0	0
05/03/2019 07:00	0.0	0.0	0.0	0.0	0.0	0	0	0
05/03/2019 08:00	0.0	0.0	0.0	0.0	0.0	0	0	0
05/03/2019 09:00	0.0	0.0	0.0	0.0	0.0	0	0	0
05/03/2019 10:00	0.0	0.0	0.0	0.0	0.0	0	0	0
05/03/2019 11:00	0.0	0.0	0.0	0.0	0.0	0	0	0
05/03/2019 12:00	0.0	0.0	0.0	0.0	0.0	0	0	0
05/03/2019 13:00	0.0	0.0	0.0	0.0	0.0	0	0	0
05/03/2019 14:00	0.0	0.0	0.0	0.0	0.0	0	0	0
05/03/2019 15:00	0.0	0.0	0.0	0.0	0.0	0	0	0
05/03/2019 16:00	0.0	0.0	0.0	0.0	0.0	0	0	0
05/03/2019 17:00	0.0	0.0	0.0	0.0	0.0	0	0	0
05/03/2019 18:00	0.0	0.0	0.0	0.0	0.0	0	0	0
05/03/2019 19:00	0.0	0.0	0.0	0.0	0.0	0	0	0
05/03/2019 20:00	0.0	0.0	0.0	0.0	0.0	0	0	0
05/03/2019 21:00	0.0	0.0	0.0	0.0	0.0	0	0	0
05/03/2019 22:00	0.0	0.0	0.0	0.0	0.0	0	0	0
05/03/2019 23:00	0.0	0.0	0.0	0.0	0.0	0	0	0
Average/Sum#:	0.0	0.0	0.0	0.0	0.0 #	0 #	0 #	0 #
Minimum:	0.0	0.0	0.0	0.0	0.0	0	0	0
Maximum:	0.0	0.0	0.0	0.0	0.0	0	0	0
%SI	100.00	100.00	100.00	100.00	100.00	0.00	0.00	0.00

# Daily Summary Report

CT2 - CO



From: 04/01/2019 00:00 To: 06/30/2019 23:59 Facility Name: COLUSA GENERATING STATION  
 Generated: 07/03/2019 08:42 Location: Maxwell, CA

Red = Invalid or Excluded Data | Green = Edited Status | Blue = Edited Value | \* = Excess Emission

Const. Value/Limit Tag:

	Unit CT2 CO, Ppm 1 Hour(s)	Unit CT2 O2, Dry, Pct 1 Hour(s)	Unit CT2 HI, MBtuPerHr 1 Hour(s)	> Limit Unit CT2 CO, _3Hr, Ppmvdc 1 Hour(s)	> Limit Unit CT2 CO, Lb 1 Hour(s)	Unit CT2 UnitOn, TF 1 Hour(s)	Unit CT2 NormalOp, TF 1 Hour(s)	Unit CT2 DBOn, TF 1 Hour(s)
05/04/2019 00:00	0.0	0.0	0.0	0.0	0.0	0	0	0
05/04/2019 01:00	0.0	0.0	0.0	0.0	0.0	0	0	0
05/04/2019 02:00	0.0	0.0	0.0	0.0	0.0	0	0	0
05/04/2019 03:00	0.0	0.0	0.0	0.0	0.0	0	0	0
05/04/2019 04:00	0.0	0.0	0.0	0.0	0.0	0	0	0
05/04/2019 05:00	0.0	0.0	0.0	0.0	0.0	0	0	0
05/04/2019 06:00	0.0	0.0	0.0	0.0	0.0	0	0	0
05/04/2019 07:00	0.0	0.0	0.0	0.0	0.0	0	0	0
05/04/2019 08:00	0.0	0.0	0.0	0.0	0.0	0	0	0
05/04/2019 09:00	0.0	0.0	0.0	0.0	0.0	0	0	0
05/04/2019 10:00	0.0	0.0	0.0	0.0	0.0	0	0	0
05/04/2019 11:00	0.0	0.0	0.0	0.0	0.0	0	0	0
05/04/2019 12:00	0.0	0.0	0.0	0.0	0.0	0	0	0
05/04/2019 13:00	0.0	0.0	0.0	0.0	0.0	0	0	0
05/04/2019 14:00	0.0	0.0	0.0	0.0	0.0	0	0	0
05/04/2019 15:00	0.0	0.0	0.0	0.0	0.0	0	0	0
05/04/2019 16:00	0.0	0.0	0.0	0.0	0.0	0	0	0
05/04/2019 17:00	0.0	0.0	0.0	0.0	0.0	0	0	0
05/04/2019 18:00	0.0	0.0	0.0	0.0	0.0	0	0	0
05/04/2019 19:00	0.0	0.0	0.0	0.0	0.0	0	0	0
05/04/2019 20:00	0.0	0.0	0.0	0.0	0.0	0	0	0
05/04/2019 21:00	0.0	0.0	0.0	0.0	0.0	0	0	0
05/04/2019 22:00	0.0	0.0	0.0	0.0	0.0	0	0	0
05/04/2019 23:00	0.0	0.0	0.0	0.0	0.0	0	0	0
<b>Average/Sum#:</b>	0.0	0.0	0.0	0.0	0.0 #	0 #	0 #	0 #
<b>Minimum:</b>	0.0	0.0	0.0	0.0	0.0	0	0	0
<b>Maximum:</b>	0.0	0.0	0.0	0.0	0.0	0	0	0
<b>%SI</b>	100.00	100.00	100.00	100.00	100.00	0.00	0.00	0.00

# Daily Summary Report

CT2 - CO



From: 04/01/2019 00:00 To: 06/30/2019 23:59 Facility Name: COLUSA GENERATING STATION  
 Generated: 07/03/2019 08:42 Location: Maxwell, CA

Red = Invalid or Excluded Data | Green = Edited Status | Blue = Edited Value | \* = Excess Emission

Const. Value/Limit Tag:

	Unit CT2 CO, Ppm 1 Hour(s)	Unit CT2 O2, Dry, Pct 1 Hour(s)	Unit CT2 HI, MBtuPerHr 1 Hour(s)	> Limit Unit CT2 CO, _3Hr, Ppmvdc 1 Hour(s)	> Limit Unit CT2 CO, Lb 1 Hour(s)	Unit CT2 UnitOn, TF 1 Hour(s)	Unit CT2 NormalOp, TF 1 Hour(s)	Unit CT2 DBOn, TF 1 Hour(s)
05/05/2019 00:00	0.0	0.0	0.0	0.0	0.0	0	0	0
05/05/2019 01:00	0.0	0.0	0.0	0.0	0.0	0	0	0
05/05/2019 02:00	0.0	0.0	0.0	0.0	0.0	0	0	0
05/05/2019 03:00	0.0	0.0	0.0	0.0	0.0	0	0	0
05/05/2019 04:00	0.0	0.0	0.0	0.0	0.0	0	0	0
05/05/2019 05:00	0.0	0.0	0.0	0.0	0.0	0	0	0
05/05/2019 06:00	0.0	0.0	0.0	0.0	0.0	0	0	0
05/05/2019 07:00	0.0	0.0	0.0	0.0	0.0	0	0	0
05/05/2019 08:00	0.0	0.0	0.0	0.0	0.0	0	0	0
05/05/2019 09:00	0.0	0.0	0.0	0.0	0.0	0	0	0
05/05/2019 10:00	0.0	0.0	0.0	0.0	0.0	0	0	0
05/05/2019 11:00	0.0	0.0	0.0	0.0	0.0	0	0	0
05/05/2019 12:00	0.0	0.0	0.0	0.0	0.0	0	0	0
05/05/2019 13:00	0.0	0.0	0.0	0.0	0.0	0	0	0
05/05/2019 14:00	0.0	0.0	0.0	0.0	0.0	0	0	0
05/05/2019 15:00	0.0	0.0	0.0	0.0	0.0	0	0	0
05/05/2019 16:00	0.0	0.0	0.0	0.0	0.0	0	0	0
05/05/2019 17:00	0.0	0.0	0.0	0.0	0.0	0	0	0
05/05/2019 18:00	0.0	0.0	0.0	0.0	0.0	0	0	0
05/05/2019 19:00	0.0	0.0	0.0	0.0	0.0	0	0	0
05/05/2019 20:00	0.0	0.0	0.0	0.0	0.0	0	0	0
05/05/2019 21:00	0.0	0.0	0.0	0.0	0.0	0	0	0
05/05/2019 22:00	0.0	0.0	0.0	0.0	0.0	0	0	0
05/05/2019 23:00	0.0	0.0	0.0	0.0	0.0	0	0	0
Average/Sum#:	0.0	0.0	0.0	0.0	0.0 #	0 #	0 #	0 #
Minimum:	0.0	0.0	0.0	0.0	0.0	0	0	0
Maximum:	0.0	0.0	0.0	0.0	0.0	0	0	0
%SI	100.00	100.00	100.00	100.00	100.00	0.00	0.00	0.00

# Daily Summary Report

CT2 - CO



From: 04/01/2019 00:00 To: 06/30/2019 23:59 Facility Name: COLUSA GENERATING STATION  
 Generated: 07/03/2019 08:42 Location: Maxwell, CA

Red = Invalid or Excluded Data | Green = Edited Status | Blue = Edited Value | \* = Excess Emission

Const. Value/Limit Tag:

	Unit CT2 CO, Ppm 1 Hour(s)	Unit CT2 O2, Dry, Pct 1 Hour(s)	Unit CT2 HI, MBtuPerHr 1 Hour(s)	> Limit Unit CT2 CO, _3Hr, Ppmvdc 1 Hour(s)	> Limit Unit CT2 CO, Lb 1 Hour(s)	Unit CT2 UnitOn, TF 1 Hour(s)	Unit CT2 NormalOp, TF 1 Hour(s)	Unit CT2 DBOn, TF 1 Hour(s)
05/06/2019 00:00	0.0	0.0	0.0	0.0	0.0	0	0	0
05/06/2019 01:00	0.0	0.0	0.0	0.0	0.0	0	0	0
05/06/2019 02:00	0.0	0.0	0.0	0.0	0.0	0	0	0
05/06/2019 03:00	0.0	0.0	0.0	0.0	0.0	0	0	0
05/06/2019 04:00	0.0	0.0	0.0	0.0	0.0	0	0	0
05/06/2019 05:00	0.0	0.0	0.0	0.0	0.0	0	0	0
05/06/2019 06:00	0.0	0.0	0.0	0.0	0.0	0	0	0
05/06/2019 07:00	0.0	0.0	0.0	0.0	0.0	0	0	0
05/06/2019 08:00	0.0	0.0	0.0	0.0	0.0	0	0	0
05/06/2019 09:00	0.0	0.0	0.0	0.0	0.0	0	0	0
05/06/2019 10:00	0.0	0.0	0.0	0.0	0.0	0	0	0
05/06/2019 11:00	0.0	0.0	0.0	0.0	0.0	0	0	0
05/06/2019 12:00	0.0	0.0	0.0	0.0	0.0	0	0	0
05/06/2019 13:00	0.0	0.0	0.0	0.0	0.0	0	0	0
05/06/2019 14:00	0.0	0.0	0.0	0.0	0.0	0	0	0
05/06/2019 15:00	0.0	0.0	0.0	0.0	0.0	0	0	0
05/06/2019 16:00	0.0	0.0	0.0	0.0	0.0	0	0	0
05/06/2019 17:00	0.0	0.0	0.0	0.0	0.0	0	0	0
05/06/2019 18:00	0.0	0.0	0.0	0.0	0.0	0	0	0
05/06/2019 19:00	0.0	0.0	0.0	0.0	0.0	0	0	0
05/06/2019 20:00	0.0	0.0	0.0	0.0	0.0	0	0	0
05/06/2019 21:00	0.0	0.0	0.0	0.0	0.0	0	0	0
05/06/2019 22:00	0.0	0.0	0.0	0.0	0.0	0	0	0
05/06/2019 23:00	0.0	0.0	0.0	0.0	0.0	0	0	0
Average/Sum#:	0.0	0.0	0.0	0.0	0.0 #	0 #	0 #	0 #
Minimum:	0.0	0.0	0.0	0.0	0.0	0	0	0
Maximum:	0.0	0.0	0.0	0.0	0.0	0	0	0
%SI	100.00	100.00	100.00	100.00	100.00	0.00	0.00	0.00

# Daily Summary Report

CT2 - CO



From: 04/01/2019 00:00 To: 06/30/2019 23:59 Facility Name: COLUSA GENERATING STATION  
 Generated: 07/03/2019 08:42 Location: Maxwell, CA

Red = Invalid or Excluded Data | Green = Edited Status | Blue = Edited Value | \* = Excess Emission

Const. Value/Limit Tag:

	Unit CT2 CO, Ppm 1 Hour(s)	Unit CT2 O2, Dry, Pct 1 Hour(s)	Unit CT2 HI, MBtuPerHr 1 Hour(s)	> Limit Unit CT2 CO, _3Hr, Ppmvdc 1 Hour(s)	> Limit Unit CT2 CO, Lb 1 Hour(s)	Unit CT2 UnitOn, TF 1 Hour(s)	Unit CT2 NormalOp, TF 1 Hour(s)	Unit CT2 DBOn, TF 1 Hour(s)
05/07/2019 00:00	0.0	0.0	0.0	0.0	0.0	0	0	0
05/07/2019 01:00	0.0	0.0	0.0	0.0	0.0	0	0	0
05/07/2019 02:00	0.0	0.0	0.0	0.0	0.0	0	0	0
05/07/2019 03:00	0.0	0.0	0.0	0.0	0.0	0	0	0
05/07/2019 04:00	0.0	0.0	0.0	0.0	0.0	0	0	0
05/07/2019 05:00	0.0	0.0	0.0	0.0	0.0	0	0	0
05/07/2019 06:00	0.0	0.0	0.0	0.0	0.0	0	0	0
05/07/2019 07:00	0.0	0.0	0.0	0.0	0.0	0	0	0
05/07/2019 08:00	0.0	0.0	0.0	0.0	0.0	0	0	0
05/07/2019 09:00	0.0	0.0	0.0	0.0	0.0	0	0	0
05/07/2019 10:00	0.0	0.0	0.0	0.0	0.0	0	0	0
05/07/2019 11:00	0.0	0.0	0.0	0.0	0.0	0	0	0
05/07/2019 12:00	0.0	0.0	0.0	0.0	0.0	0	0	0
05/07/2019 13:00	0.0	0.0	0.0	0.0	0.0	0	0	0
05/07/2019 14:00	0.0	0.0	0.0	0.0	0.0	0	0	0
05/07/2019 15:00	0.0	0.0	0.0	0.0	0.0	0	0	0
05/07/2019 16:00	0.0	0.0	0.0	0.0	0.0	0	0	0
05/07/2019 17:00	0.0	0.0	0.0	0.0	0.0	0	0	0
05/07/2019 18:00	0.0	0.0	0.0	0.0	0.0	0	0	0
05/07/2019 19:00	0.0	0.0	0.0	0.0	0.0	0	0	0
05/07/2019 20:00	0.0	0.0	0.0	0.0	0.0	0	0	0
05/07/2019 21:00	0.0	0.0	0.0	0.0	0.0	0	0	0
05/07/2019 22:00	0.0	0.0	0.0	0.0	0.0	0	0	0
05/07/2019 23:00	0.0	0.0	0.0	0.0	0.0	0	0	0
Average/Sum#:	0.0	0.0	0.0	0.0	0.0 #	0 #	0 #	0 #
Minimum:	0.0	0.0	0.0	0.0	0.0	0	0	0
Maximum:	0.0	0.0	0.0	0.0	0.0	0	0	0
%SI	100.00	100.00	100.00	100.00	100.00	0.00	0.00	0.00

# Daily Summary Report

CT2 - CO



From: 04/01/2019 00:00 To: 06/30/2019 23:59 Facility Name: COLUSA GENERATING STATION  
 Generated: 07/03/2019 08:42 Location: Maxwell, CA

Red = Invalid or Excluded Data | Green = Edited Status | Blue = Edited Value | \* = Excess Emission

Const. Value/Limit Tag:

	Unit CT2 CO, Ppm 1 Hour(s)	Unit CT2 O2, Dry, Pct 1 Hour(s)	Unit CT2 HI, MBtuPerHr 1 Hour(s)	> Limit Unit CT2 CO, _3Hr, Ppmvdc 1 Hour(s)	> Limit Unit CT2 CO, Lb 1 Hour(s)	Unit CT2 UnitOn, TF 1 Hour(s)	Unit CT2 NormalOp, TF 1 Hour(s)	Unit CT2 DBOn, TF 1 Hour(s)
05/08/2019 00:00	0.0	0.0	0.0	0.0	0.0	0	0	0
05/08/2019 01:00	0.0	0.0	0.0	0.0	0.0	0	0	0
05/08/2019 02:00	0.0	0.0	0.0	0.0	0.0	0	0	0
05/08/2019 03:00	0.0	0.0	0.0	0.0	0.0	0	0	0
05/08/2019 04:00	0.0	0.0	0.0	0.0	0.0	0	0	0
05/08/2019 05:00	0.0	0.0	0.0	0.0	0.0	0	0	0
05/08/2019 06:00	0.0	0.0	0.0	0.0	0.0	0	0	0
05/08/2019 07:00	0.0	0.0	0.0	0.0	0.0	0	0	0
05/08/2019 08:00	0.0	0.0	0.0	0.0	0.0	0	0	0
05/08/2019 09:00	0.0	0.0	0.0	0.0	0.0	0	0	0
05/08/2019 10:00	0.0	0.0	0.0	0.0	0.0	0	0	0
05/08/2019 11:00	0.0	0.0	0.0	0.0	0.0	0	0	0
05/08/2019 12:00	0.0	0.0	0.0	0.0	0.0	0	0	0
05/08/2019 13:00	0.0	0.0	0.0	0.0	0.0	0	0	0
05/08/2019 14:00	0.0	0.0	0.0	0.0	0.0	0	0	0
05/08/2019 15:00	0.0	0.0	0.0	0.0	0.0	0	0	0
05/08/2019 16:00	0.0	0.0	0.0	0.0	0.0	0	0	0
05/08/2019 17:00	0.0	0.0	0.0	0.0	0.0	0	0	0
05/08/2019 18:00	0.0	0.0	0.0	0.0	0.0	0	0	0
05/08/2019 19:00	0.0	0.0	0.0	0.0	0.0	0	0	0
05/08/2019 20:00	0.0	0.0	0.0	0.0	0.0	0	0	0
05/08/2019 21:00	0.0	0.0	0.0	0.0	0.0	0	0	0
05/08/2019 22:00	0.0	0.0	0.0	0.0	0.0	0	0	0
05/08/2019 23:00	0.0	0.0	0.0	0.0	0.0	0	0	0
Average/Sum#:	0.0	0.0	0.0	0.0	0.0 #	0 #	0 #	0 #
Minimum:	0.0	0.0	0.0	0.0	0.0	0	0	0
Maximum:	0.0	0.0	0.0	0.0	0.0	0	0	0
%SI	100.00	100.00	100.00	100.00	100.00	0.00	0.00	0.00

# Daily Summary Report

CT2 - CO



From: 04/01/2019 00:00 To: 06/30/2019 23:59 Facility Name: COLUSA GENERATING STATION  
 Generated: 07/03/2019 08:42 Location: Maxwell, CA

Red = Invalid or Excluded Data | Green = Edited Status | Blue = Edited Value | \* = Excess Emission

Const. Value/Limit Tag:

	Unit CT2 CO, Ppm 1 Hour(s)	Unit CT2 O2, Dry, Pct 1 Hour(s)	Unit CT2 HI, MBtuPerHr 1 Hour(s)	> Limit Unit CT2 CO, _3Hr, Ppmvdc 1 Hour(s)	> Limit Unit CT2 CO, Lb 1 Hour(s)	Unit CT2 UnitOn, TF 1 Hour(s)	Unit CT2 NormalOp, TF 1 Hour(s)	Unit CT2 DBOn, TF 1 Hour(s)
05/09/2019 00:00	0.0	0.0	0.0	0.0	0.0	0	0	0
05/09/2019 01:00	0.0	0.0	0.0	0.0	0.0	0	0	0
05/09/2019 02:00	0.0	0.0	0.0	0.0	0.0	0	0	0
05/09/2019 03:00	0.0	0.0	0.0	0.0	0.0	0	0	0
05/09/2019 04:00	0.0	0.0	0.0	0.0	0.0	0	0	0
05/09/2019 05:00	0.0	0.0	0.0	0.0	0.0	0	0	0
05/09/2019 06:00	0.0	0.0	0.0	0.0	0.0	0	0	0
05/09/2019 07:00	0.0	0.0	0.0	0.0	0.0	0	0	0
05/09/2019 08:00	0.0	0.0	0.0	0.0	0.0	0	0	0
05/09/2019 09:00	0.0	0.0	0.0	0.0	0.0	0	0	0
05/09/2019 10:00	0.0	0.0	0.0	0.0	0.0	0	0	0
05/09/2019 11:00	0.0	0.0	0.0	0.0	0.0	0	0	0
05/09/2019 12:00	0.0	0.0	0.0	0.0	0.0	0	0	0
05/09/2019 13:00	0.0	0.0	0.0	0.0	0.0	0	0	0
05/09/2019 14:00	0.0	0.0	0.0	0.0	0.0	0	0	0
05/09/2019 15:00	0.0	0.0	0.0	0.0	0.0	0	0	0
05/09/2019 16:00	0.0	0.0	0.0	0.0	0.0	0	0	0
05/09/2019 17:00	0.0	0.0	0.0	0.0	0.0	0	0	0
05/09/2019 18:00	0.0	0.0	0.0	0.0	0.0	0	0	0
05/09/2019 19:00	0.0	0.0	0.0	0.0	0.0	0	0	0
05/09/2019 20:00	0.0	0.0	0.0	0.0	0.0	0	0	0
05/09/2019 21:00	0.0	0.0	0.0	0.0	0.0	0	0	0
05/09/2019 22:00	0.0	0.0	0.0	0.0	0.0	0	0	0
05/09/2019 23:00	0.0	0.0	0.0	0.0	0.0	0	0	0
Average/Sum#:	0.0	0.0	0.0	0.0	0.0 #	0 #	0 #	0 #
Minimum:	0.0	0.0	0.0	0.0	0.0	0	0	0
Maximum:	0.0	0.0	0.0	0.0	0.0	0	0	0
%SI	100.00	100.00	100.00	100.00	100.00	0.00	0.00	0.00



# Daily Summary Report

CT2 - CO



From: 04/01/2019 00:00 To: 06/30/2019 23:59 Facility Name: COLUSA GENERATING STATION  
 Generated: 07/03/2019 08:42 Location: Maxwell, CA

Red = Invalid or Excluded Data | Green = Edited Status | Blue = Edited Value | \* = Excess Emission

Const. Value/Limit Tag:

	Unit CT2 CO, Ppm 1 Hour(s)	Unit CT2 O2, Dry, Pct 1 Hour(s)	Unit CT2 HI, MBtuPerHr 1 Hour(s)	> Limit Unit CT2 CO, _3Hr, Ppmvdc 1 Hour(s)	> Limit Unit CT2 CO, Lb 1 Hour(s)	Unit CT2 UnitOn, TF 1 Hour(s)	Unit CT2 NormalOp, TF 1 Hour(s)	Unit CT2 DBOn, TF 1 Hour(s)
05/10/2019 00:00	0.0	0.0	0.0	0.0	0.0	0	0	0
05/10/2019 01:00	0.0	0.0	0.0	0.0	0.0	0	0	0
05/10/2019 02:00	0.0	0.0	0.0	0.0	0.0	0	0	0
05/10/2019 03:00	0.0	0.0	0.0	0.0	0.0	0	0	0
05/10/2019 04:00	0.0	0.0	0.0	0.0	0.0	0	0	0
05/10/2019 05:00	0.0	0.0	0.0	0.0	0.0	0	0	0
05/10/2019 06:00	0.0	0.0	0.0	0.0	0.0	0	0	0
05/10/2019 07:00	0.0	0.0	0.0	0.0	0.0	0	0	0
05/10/2019 08:00	0.0	0.0	0.0	0.0	0.0	0	0	0
05/10/2019 09:00	0.0	0.0	0.0	0.0	0.0	0	0	0
05/10/2019 10:00	0.0	0.0	0.0	0.0	0.0	0	0	0
05/10/2019 11:00	0.0	0.0	0.0	0.0	0.0	0	0	0
05/10/2019 12:00	0.0	0.0	0.0	0.0	0.0	0	0	0
05/10/2019 13:00	0.0	0.0	0.0	0.0	0.0	0	0	0
05/10/2019 14:00	0.0	0.0	0.0	0.0	0.0	0	0	0
05/10/2019 15:00	0.0	0.0	0.0	0.0	0.0	0	0	0
05/10/2019 16:00	0.0	0.0	0.0	0.0	0.0	0	0	0
05/10/2019 17:00	0.0	0.0	0.0	0.0	0.0	0	0	0
05/10/2019 18:00	0.0	0.0	0.0	0.0	0.0	0	0	0
05/10/2019 19:00	0.0	0.0	0.0	0.0	0.0	0	0	0
05/10/2019 20:00	0.0	0.0	0.0	0.0	0.0	0	0	0
05/10/2019 21:00	0.0	0.0	0.0	0.0	0.0	0	0	0
05/10/2019 22:00	0.0	0.0	0.0	0.0	0.0	0	0	0
05/10/2019 23:00	0.0	0.0	0.0	0.0	0.0	0	0	0
Average/Sum#:	0.0	0.0	0.0	0.0	0.0 #	0 #	0 #	0 #
Minimum:	0.0	0.0	0.0	0.0	0.0	0	0	0
Maximum:	0.0	0.0	0.0	0.0	0.0	0	0	0
%SI	100.00	100.00	100.00	100.00	100.00	0.00	0.00	0.00

# Daily Summary Report

CT2 - CO



From: 04/01/2019 00:00 To: 06/30/2019 23:59 Facility Name: COLUSA GENERATING STATION  
 Generated: 07/03/2019 08:42 Location: Maxwell, CA

Red = Invalid or Excluded Data | Green = Edited Status | Blue = Edited Value | \* = Excess Emission

Const. Value/Limit Tag:

	Unit CT2 CO, Ppm 1 Hour(s)	Unit CT2 O2, Dry, Pct 1 Hour(s)	Unit CT2 HI, MBtuPerHr 1 Hour(s)	> Limit Unit CT2 CO, _3Hr, Ppmvdc 1 Hour(s)	> Limit Unit CT2 CO, Lb 1 Hour(s)	Unit CT2 UnitOn, TF 1 Hour(s)	Unit CT2 NormalOp, TF 1 Hour(s)	Unit CT2 DBOn, TF 1 Hour(s)
05/11/2019 00:00	0.0	0.0	0.0	0.0	0.0	0	0	0
05/11/2019 01:00	0.0	0.0	0.0	0.0	0.0	0	0	0
05/11/2019 02:00	0.0	0.0	0.0	0.0	0.0	0	0	0
05/11/2019 03:00	0.0	0.0	0.0	0.0	0.0	0	0	0
05/11/2019 04:00	0.0	0.0	0.0	0.0	0.0	0	0	0
05/11/2019 05:00	0.0	0.0	0.0	0.0	0.0	0	0	0
05/11/2019 06:00	0.0	0.0	0.0	0.0	0.0	0	0	0
05/11/2019 07:00	0.0	0.0	0.0	0.0	0.0	0	0	0
05/11/2019 08:00	0.0	0.0	0.0	0.0	0.0	0	0	0
05/11/2019 09:00	0.0	0.0	0.0	0.0	0.0	0	0	0
05/11/2019 10:00	0.0	0.0	0.0	0.0	0.0	0	0	0
05/11/2019 11:00	0.0	0.0	0.0	0.0	0.0	0	0	0
05/11/2019 12:00	0.0	0.0	0.0	0.0	0.0	0	0	0
05/11/2019 13:00	0.0	0.0	0.0	0.0	0.0	0	0	0
05/11/2019 14:00	0.0	0.0	0.0	0.0	0.0	0	0	0
05/11/2019 15:00	0.0	0.0	0.0	0.0	0.0	0	0	0
05/11/2019 16:00	0.0	0.0	0.0	0.0	0.0	0	0	0
05/11/2019 17:00	0.0	0.0	0.0	0.0	0.0	0	0	0
05/11/2019 18:00	0.0	0.0	0.0	0.0	0.0	0	0	0
05/11/2019 19:00	0.0	0.0	0.0	0.0	0.0	0	0	0
05/11/2019 20:00	0.0	0.0	0.0	0.0	0.0	0	0	0
05/11/2019 21:00	0.0	0.0	0.0	0.0	0.0	0	0	0
05/11/2019 22:00	0.0	0.0	0.0	0.0	0.0	0	0	0
05/11/2019 23:00	0.0	0.0	0.0	0.0	0.0	0	0	0
Average/Sum#:	0.0	0.0	0.0	0.0	0.0 #	0 #	0 #	0 #
Minimum:	0.0	0.0	0.0	0.0	0.0	0	0	0
Maximum:	0.0	0.0	0.0	0.0	0.0	0	0	0
%SI	100.00	100.00	100.00	100.00	100.00	0.00	0.00	0.00

# Daily Summary Report

CT2 - CO



From: 04/01/2019 00:00 To: 06/30/2019 23:59 Facility Name: COLUSA GENERATING STATION  
 Generated: 07/03/2019 08:42 Location: Maxwell, CA

Red = Invalid or Excluded Data | Green = Edited Status | Blue = Edited Value | \* = Excess Emission

Const. Value/Limit Tag:

	Unit CT2 CO, Ppm 1 Hour(s)	Unit CT2 O2, Dry, Pct 1 Hour(s)	Unit CT2 HI, MBtuPerHr 1 Hour(s)	> Limit Unit CT2 CO, _3Hr, Ppmvdc 1 Hour(s)	> Limit Unit CT2 CO, Lb 1 Hour(s)	Unit CT2 UnitOn, TF 1 Hour(s)	Unit CT2 NormalOp, TF 1 Hour(s)	Unit CT2 DBOn, TF 1 Hour(s)
05/12/2019 00:00	0.0	0.0	0.0	0.0	0.0	0	0	0
05/12/2019 01:00	0.0	0.0	0.0	0.0	0.0	0	0	0
05/12/2019 02:00	0.0	0.0	0.0	0.0	0.0	0	0	0
05/12/2019 03:00	0.0	0.0	0.0	0.0	0.0	0	0	0
05/12/2019 04:00	0.0	0.0	0.0	0.0	0.0	0	0	0
05/12/2019 05:00	0.0	0.0	0.0	0.0	0.0	0	0	0
05/12/2019 06:00	0.0	0.0	0.0	0.0	0.0	0	0	0
05/12/2019 07:00	0.0	0.0	0.0	0.0	0.0	0	0	0
05/12/2019 08:00	0.0	0.0	0.0	0.0	0.0	0	0	0
05/12/2019 09:00	0.0	0.0	0.0	0.0	0.0	0	0	0
05/12/2019 10:00	0.0	0.0	0.0	0.0	0.0	0	0	0
05/12/2019 11:00	0.0	0.0	0.0	0.0	0.0	0	0	0
05/12/2019 12:00	0.0	0.0	0.0	0.0	0.0	0	0	0
05/12/2019 13:00	0.0	0.0	0.0	0.0	0.0	0	0	0
05/12/2019 14:00	0.0	0.0	0.0	0.0	0.0	0	0	0
05/12/2019 15:00	0.0	0.0	0.0	0.0	0.0	0	0	0
05/12/2019 16:00	0.0	0.0	0.0	0.0	0.0	0	0	0
05/12/2019 17:00	0.0	0.0	0.0	0.0	0.0	0	0	0
05/12/2019 18:00	0.0	0.0	0.0	0.0	0.0	0	0	0
05/12/2019 19:00	0.0	0.0	0.0	0.0	0.0	0	0	0
05/12/2019 20:00	0.0	0.0	0.0	0.0	0.0	0	0	0
05/12/2019 21:00	0.0	0.0	0.0	0.0	0.0	0	0	0
05/12/2019 22:00	0.0	0.0	0.0	0.0	0.0	0	0	0
05/12/2019 23:00	0.0	0.0	0.0	0.0	0.0	0	0	0
Average/Sum#:	0.0	0.0	0.0	0.0	0.0 #	0 #	0 #	0 #
Minimum:	0.0	0.0	0.0	0.0	0.0	0	0	0
Maximum:	0.0	0.0	0.0	0.0	0.0	0	0	0
%SI	100.00	100.00	100.00	100.00	100.00	0.00	0.00	0.00

# Daily Summary Report

CT2 - CO



From: 04/01/2019 00:00 To: 06/30/2019 23:59 Facility Name: COLUSA GENERATING STATION  
 Generated: 07/03/2019 08:42 Location: Maxwell, CA

Red = Invalid or Excluded Data | Green = Edited Status | Blue = Edited Value | \* = Excess Emission

Const. Value/Limit Tag:

	Unit CT2 CO, Ppm 1 Hour(s)	Unit CT2 O2, Dry, Pct 1 Hour(s)	Unit CT2 HI, MBtuPerHr 1 Hour(s)	> Limit Unit CT2 CO, _3Hr, Ppmvdc 1 Hour(s)	> Limit Unit CT2 CO, Lb 1 Hour(s)	Unit CT2 UnitOn, TF 1 Hour(s)	Unit CT2 NormalOp, TF 1 Hour(s)	Unit CT2 DBOn, TF 1 Hour(s)
05/13/2019 00:00	0.0	0.0	0.0	0.0	0.0	0	0	0
05/13/2019 01:00	0.0	0.0	0.0	0.0	0.0	0	0	0
05/13/2019 02:00	0.0	0.0	0.0	0.0	0.0	0	0	0
05/13/2019 03:00	0.0	0.0	0.0	0.0	0.0	0	0	0
05/13/2019 04:00	0.0	0.0	0.0	0.0	0.0	0	0	0
05/13/2019 05:00	0.0	0.0	0.0	0.0	0.0	0	0	0
05/13/2019 06:00	0.0	0.0	0.0	0.0	0.0	0	0	0
05/13/2019 07:00	0.0	0.0	0.0	0.0	0.0	0	0	0
05/13/2019 08:00	0.0	0.0	0.0	0.0	0.0	0	0	0
05/13/2019 09:00	0.0	0.0	0.0	0.0	0.0	0	0	0
05/13/2019 10:00	0.0	0.0	0.0	0.0	0.0	0	0	0
05/13/2019 11:00	0.0	0.0	0.0	0.0	0.0	0	0	0
05/13/2019 12:00	0.0	0.0	0.0	0.0	0.0	0	0	0
05/13/2019 13:00	0.0	0.0	0.0	0.0	0.0	0	0	0
05/13/2019 14:00	0.0	0.0	0.0	0.0	0.0	0	0	0
05/13/2019 15:00	0.0	0.0	0.0	0.0	0.0	0	0	0
05/13/2019 16:00	0.0	0.0	0.0	0.0	0.0	0	0	0
05/13/2019 17:00	0.0	0.0	0.0	0.0	0.0	0	0	0
05/13/2019 18:00	0.0	0.0	0.0	0.0	0.0	0	0	0
05/13/2019 19:00	0.0	0.0	0.0	0.0	0.0	0	0	0
05/13/2019 20:00	0.0	0.0	0.0	0.0	0.0	0	0	0
05/13/2019 21:00	0.0	0.0	0.0	0.0	0.0	0	0	0
05/13/2019 22:00	0.0	0.0	0.0	0.0	0.0	0	0	0
05/13/2019 23:00	0.0	0.0	0.0	0.0	0.0	0	0	0
Average/Sum#:	0.0	0.0	0.0	0.0	0.0 #	0 #	0 #	0 #
Minimum:	0.0	0.0	0.0	0.0	0.0	0	0	0
Maximum:	0.0	0.0	0.0	0.0	0.0	0	0	0
%SI	100.00	100.00	100.00	100.00	100.00	0.00	0.00	0.00

# Daily Summary Report

CT2 - CO



From: 04/01/2019 00:00 To: 06/30/2019 23:59 Facility Name: COLUSA GENERATING STATION  
 Generated: 07/03/2019 08:42 Location: Maxwell, CA

Red = Invalid or Excluded Data | Green = Edited Status | Blue = Edited Value | \* = Excess Emission

Const. Value/Limit Tag:

	Unit CT2 CO, Ppm 1 Hour(s)	Unit CT2 O2, Dry, Pct 1 Hour(s)	Unit CT2 HI, MBtuPerHr 1 Hour(s)	> Limit Unit CT2 CO, _3Hr, Ppmvdc 1 Hour(s)	> Limit Unit CT2 CO, Lb 1 Hour(s)	Unit CT2 UnitOn, TF 1 Hour(s)	Unit CT2 NormalOp, TF 1 Hour(s)	Unit CT2 DBOn, TF 1 Hour(s)
05/14/2019 00:00	0.0	0.0	0.0	0.0	0.0	0	0	0
05/14/2019 01:00	0.0	0.0	0.0	0.0	0.0	0	0	0
05/14/2019 02:00	0.0	0.0	0.0	0.0	0.0	0	0	0
05/14/2019 03:00	0.0	0.0	0.0	0.0	0.0	0	0	0
05/14/2019 04:00	0.0	0.0	0.0	0.0	0.0	0	0	0
05/14/2019 05:00	0.0	0.0	0.0	0.0	0.0	0	0	0
05/14/2019 06:00	0.0	0.0	0.0	0.0	0.0	0	0	0
05/14/2019 07:00	0.0	0.0	0.0	0.0	0.0	0	0	0
05/14/2019 08:00	0.0	0.0	0.0	0.0	0.0	0	0	0
05/14/2019 09:00	0.0	0.0	0.0	0.0	0.0	0	0	0
05/14/2019 10:00	0.0	0.0	0.0	0.0	0.0	0	0	0
05/14/2019 11:00	0.0	0.0	0.0	0.0	0.0	0	0	0
05/14/2019 12:00	0.0	0.0	0.0	0.0	0.0	0	0	0
05/14/2019 13:00	0.0	0.0	0.0	0.0	0.0	0	0	0
05/14/2019 14:00	0.0	0.0	0.0	0.0	0.0	0	0	0
05/14/2019 15:00	0.0	0.0	0.0	0.0	0.0	0	0	0
05/14/2019 16:00	0.0	0.0	0.0	0.0	0.0	0	0	0
05/14/2019 17:00	0.0	0.0	0.0	0.0	0.0	0	0	0
05/14/2019 18:00	0.0	0.0	0.0	0.0	0.0	0	0	0
05/14/2019 19:00	0.0	0.0	0.0	0.0	0.0	0	0	0
05/14/2019 20:00	0.0	0.0	0.0	0.0	0.0	0	0	0
05/14/2019 21:00	0.0	0.0	0.0	0.0	0.0	0	0	0
05/14/2019 22:00	0.0	0.0	0.0	0.0	0.0	0	0	0
05/14/2019 23:00	0.0	0.0	0.0	0.0	0.0	0	0	0
Average/Sum#:	0.0	0.0	0.0	0.0	0.0 #	0 #	0 #	0 #
Minimum:	0.0	0.0	0.0	0.0	0.0	0	0	0
Maximum:	0.0	0.0	0.0	0.0	0.0	0	0	0
%SI	100.00	100.00	100.00	100.00	100.00	0.00	0.00	0.00

# Daily Summary Report

CT2 - CO



From: 04/01/2019 00:00 To: 06/30/2019 23:59 Facility Name: COLUSA GENERATING STATION  
 Generated: 07/03/2019 08:42 Location: Maxwell, CA

Red = Invalid or Excluded Data | Green = Edited Status | Blue = Edited Value | \* = Excess Emission

Const. Value/Limit Tag:

	Unit CT2 CO, Ppm 1 Hour(s)	Unit CT2 O2, Dry, Pct 1 Hour(s)	Unit CT2 HI, MBtuPerHr 1 Hour(s)	> Limit Unit CT2 CO, _3Hr, Ppmvdc 1 Hour(s)	> Limit Unit CT2 CO, Lb 1 Hour(s)	Unit CT2 UnitOn, TF 1 Hour(s)	Unit CT2 NormalOp, TF 1 Hour(s)	Unit CT2 DBOn, TF 1 Hour(s)
05/15/2019 00:00	0.0	0.0	0.0	0.0	0.0	0	0	0
05/15/2019 01:00	0.0	0.0	0.0	0.0	0.0	0	0	0
05/15/2019 02:00	0.0	0.0	0.0	0.0	0.0	0	0	0
05/15/2019 03:00	0.0	0.0	0.0	0.0	0.0	0	0	0
05/15/2019 04:00	0.0	0.0	0.0	0.0	0.0	0	0	0
05/15/2019 05:00	0.0	0.0	0.0	0.0	0.0	0	0	0
05/15/2019 06:00	0.0	0.0	0.0	0.0	0.0	0	0	0
05/15/2019 07:00	0.0	0.0	0.0	0.0	0.0	0	0	0
05/15/2019 08:00	0.0	0.0	0.0	0.0	0.0	0	0	0
05/15/2019 09:00	0.0	0.0	0.0	0.0	0.0	0	0	0
05/15/2019 10:00	0.0	0.0	0.0	0.0	0.0	0	0	0
05/15/2019 11:00	0.0	0.0	0.0	0.0	0.0	0	0	0
05/15/2019 12:00	0.0	0.0	0.0	0.0	0.0	0	0	0
05/15/2019 13:00	0.0	0.0	0.0	0.0	0.0	0	0	0
05/15/2019 14:00	0.0	0.0	0.0	0.0	0.0	0	0	0
05/15/2019 15:00	0.0	0.0	0.0	0.0	0.0	0	0	0
05/15/2019 16:00	0.0	0.0	0.0	0.0	0.0	0	0	0
05/15/2019 17:00	0.0	0.0	0.0	0.0	0.0	0	0	0
05/15/2019 18:00	0.0	0.0	0.0	0.0	0.0	0	0	0
05/15/2019 19:00	0.0	0.0	0.0	0.0	0.0	0	0	0
05/15/2019 20:00	0.0	0.0	0.0	0.0	0.0	0	0	0
05/15/2019 21:00	0.0	0.0	0.0	0.0	0.0	0	0	0
05/15/2019 22:00	0.0	0.0	0.0	0.0	0.0	0	0	0
05/15/2019 23:00	0.0	0.0	0.0	0.0	0.0	0	0	0
Average/Sum#:	0.0	0.0	0.0	0.0	0.0 #	0 #	0 #	0 #
Minimum:	0.0	0.0	0.0	0.0	0.0	0	0	0
Maximum:	0.0	0.0	0.0	0.0	0.0	0	0	0
%SI	100.00	100.00	100.00	100.00	100.00	0.00	0.00	0.00

# Daily Summary Report

CT2 - CO



From: 04/01/2019 00:00 To: 06/30/2019 23:59 Facility Name: COLUSA GENERATING STATION  
 Generated: 07/03/2019 08:42 Location: Maxwell, CA

Red = Invalid or Excluded Data | Green = Edited Status | Blue = Edited Value | \* = Excess Emission

Const. Value/Limit Tag:

	Unit CT2 CO, Ppm 1 Hour(s)	Unit CT2 O2, Dry, Pct 1 Hour(s)	Unit CT2 HI, MBtuPerHr 1 Hour(s)	> Limit Unit CT2 CO, _3Hr, Ppmvdc 1 Hour(s)	> Limit Unit CT2 CO, Lb 1 Hour(s)	Unit CT2 UnitOn, TF 1 Hour(s)	Unit CT2 NormalOp, TF 1 Hour(s)	Unit CT2 DBOn, TF 1 Hour(s)
05/16/2019 00:00	0.0	0.0	0.0	0.0	0.0	0	0	0
05/16/2019 01:00	0.0	0.0	0.0	0.0	0.0	0	0	0
05/16/2019 02:00	0.0	0.0	0.0	0.0	0.0	0	0	0
05/16/2019 03:00	0.0	0.0	0.0	0.0	0.0	0	0	0
05/16/2019 04:00	0.0	0.0	0.0	0.0	0.0	0	0	0
05/16/2019 05:00	0.0	0.0	0.0	0.0	0.0	0	0	0
05/16/2019 06:00	0.0	0.0	0.0	0.0	0.0	0	0	0
05/16/2019 07:00	0.0	0.0	0.0	0.0	0.0	0	0	0
05/16/2019 08:00	0.0	0.0	0.0	0.0	0.0	0	0	0
05/16/2019 09:00	0.0	0.0	0.0	0.0	0.0	0	0	0
05/16/2019 10:00	0.0	0.0	0.0	0.0	0.0	0	0	0
05/16/2019 11:00	0.0	0.0	0.0	0.0	0.0	0	0	0
05/16/2019 12:00	0.0	0.0	0.0	0.0	0.0	0	0	0
05/16/2019 13:00	0.0	0.0	0.0	0.0	0.0	0	0	0
05/16/2019 14:00	0.0	0.0	0.0	0.0	0.0	0	0	0
05/16/2019 15:00	0.0	0.0	0.0	0.0	0.0	0	0	0
05/16/2019 16:00	0.0	0.0	0.0	0.0	0.0	0	0	0
05/16/2019 17:00	0.0	0.0	0.0	0.0	0.0	0	0	0
05/16/2019 18:00	0.0	0.0	0.0	0.0	0.0	0	0	0
05/16/2019 19:00	0.0	0.0	0.0	0.0	0.0	0	0	0
05/16/2019 20:00	0.0	0.0	0.0	0.0	0.0	0	0	0
05/16/2019 21:00	0.0	0.0	0.0	0.0	0.0	0	0	0
05/16/2019 22:00	0.0	0.0	0.0	0.0	0.0	0	0	0
05/16/2019 23:00	0.0	0.0	0.0	0.0	0.0	0	0	0
Average/Sum#:	0.0	0.0	0.0	0.0	0.0 #	0 #	0 #	0 #
Minimum:	0.0	0.0	0.0	0.0	0.0	0	0	0
Maximum:	0.0	0.0	0.0	0.0	0.0	0	0	0
%SI	100.00	100.00	100.00	100.00	100.00	0.00	0.00	0.00

# Daily Summary Report

CT2 - CO



From: 04/01/2019 00:00 To: 06/30/2019 23:59 Facility Name: COLUSA GENERATING STATION  
 Generated: 07/03/2019 08:42 Location: Maxwell, CA

Red = Invalid or Excluded Data | Green = Edited Status | Blue = Edited Value | \* = Excess Emission

Const. Value/Limit Tag:

	Unit CT2 CO, Ppm 1 Hour(s)	Unit CT2 O2, Dry, Pct 1 Hour(s)	Unit CT2 HI, MBtuPerHr 1 Hour(s)	> Limit Unit CT2 CO, _3Hr, Ppmvdc 1 Hour(s)	> Limit Unit CT2 CO, Lb 1 Hour(s)	Unit CT2 UnitOn, TF 1 Hour(s)	Unit CT2 NormalOp, TF 1 Hour(s)	Unit CT2 DBOn, TF 1 Hour(s)
05/17/2019 00:00	0.0	0.0	0.0	0.0	0.0	0	0	0
05/17/2019 01:00	0.0	0.0	0.0	0.0	0.0	0	0	0
05/17/2019 02:00	0.0	0.0	0.0	0.0	0.0	0	0	0
05/17/2019 03:00	0.0	0.0	0.0	0.0	0.0	0	0	0
05/17/2019 04:00	0.0	0.0	0.0	0.0	0.0	0	0	0
05/17/2019 05:00	0.0	0.0	0.0	0.0	0.0	0	0	0
05/17/2019 06:00	0.0	0.0	0.0	0.0	0.0	0	0	0
05/17/2019 07:00	0.0	0.0	0.0	0.0	0.0	0	0	0
05/17/2019 08:00	0.0	0.0	0.0	0.0	0.0	0	0	0
05/17/2019 09:00	0.0	0.0	0.0	0.0	0.0	0	0	0
05/17/2019 10:00	0.0	0.0	0.0	0.0	0.0	0	0	0
05/17/2019 11:00	0.0	0.0	0.0	0.0	0.0	0	0	0
05/17/2019 12:00	0.0	0.0	0.0	0.0	0.0	0	0	0
05/17/2019 13:00	0.0	0.0	0.0	0.0	0.0	0	0	0
05/17/2019 14:00	0.0	0.0	0.0	0.0	0.0	0	0	0
05/17/2019 15:00	0.0	0.0	0.0	0.0	0.0	0	0	0
05/17/2019 16:00	0.0	0.0	0.0	0.0	0.0	0	0	0
05/17/2019 17:00	0.0	0.0	0.0	0.0	0.0	0	0	0
05/17/2019 18:00	0.0	0.0	0.0	0.0	0.0	0	0	0
05/17/2019 19:00	0.0	0.0	0.0	0.0	0.0	0	0	0
05/17/2019 20:00	0.0	0.0	0.0	0.0	0.0	0	0	0
05/17/2019 21:00	0.0	0.0	0.0	0.0	0.0	0	0	0
05/17/2019 22:00	0.0	0.0	0.0	0.0	0.0	0	0	0
05/17/2019 23:00	0.0	0.0	0.0	0.0	0.0	0	0	0
Average/Sum#:	0.0	0.0	0.0	0.0	0.0 #	0 #	0 #	0 #
Minimum:	0.0	0.0	0.0	0.0	0.0	0	0	0
Maximum:	0.0	0.0	0.0	0.0	0.0	0	0	0
%SI	100.00	100.00	100.00	100.00	100.00	0.00	0.00	0.00



# Daily Summary Report

CT2 - CO



From: 04/01/2019 00:00 To: 06/30/2019 23:59 Facility Name: COLUSA GENERATING STATION  
 Generated: 07/03/2019 08:42 Location: Maxwell, CA

Red = Invalid or Excluded Data | Green = Edited Status | Blue = Edited Value | \* = Excess Emission

Const. Value/Limit Tag:

	Unit CT2 CO, Ppm 1 Hour(s)	Unit CT2 O2, Dry, Pct 1 Hour(s)	Unit CT2 HI, MBtuPerHr 1 Hour(s)	> Limit Unit CT2 CO, _3Hr, Ppmvdc 1 Hour(s)	> Limit Unit CT2 CO, Lb 1 Hour(s)	Unit CT2 UnitOn, TF 1 Hour(s)	Unit CT2 NormalOp, TF 1 Hour(s)	Unit CT2 DBOn, TF 1 Hour(s)
05/18/2019 00:00	0.0	0.0	0.0	0.0	0.0	0	0	0
05/18/2019 01:00	0.0	0.0	0.0	0.0	0.0	0	0	0
05/18/2019 02:00	0.0	0.0	0.0	0.0	0.0	0	0	0
05/18/2019 03:00	0.0	0.0	0.0	0.0	0.0	0	0	0
05/18/2019 04:00	0.0	0.0	0.0	0.0	0.0	0	0	0
05/18/2019 05:00	0.0	0.0	0.0	0.0	0.0	0	0	0
05/18/2019 06:00	0.0	0.0	0.0	0.0	0.0	0	0	0
05/18/2019 07:00	0.0	0.0	0.0	0.0	0.0	0	0	0
05/18/2019 08:00	0.0	0.0	0.0	0.0	0.0	0	0	0
05/18/2019 09:00	0.0	0.0	0.0	0.0	0.0	0	0	0
05/18/2019 10:00	0.0	0.0	0.0	0.0	0.0	0	0	0
05/18/2019 11:00	0.0	0.0	0.0	0.0	0.0	0	0	0
05/18/2019 12:00	0.0	0.0	0.0	0.0	0.0	0	0	0
05/18/2019 13:00	0.0	0.0	0.0	0.0	0.0	0	0	0
05/18/2019 14:00	0.0	0.0	0.0	0.0	0.0	0	0	0
05/18/2019 15:00	0.0	0.0	0.0	0.0	0.0	0	0	0
05/18/2019 16:00	0.0	0.0	0.0	0.0	0.0	0	0	0
05/18/2019 17:00	0.0	0.0	0.0	0.0	0.0	0	0	0
05/18/2019 18:00	0.0	0.0	0.0	0.0	0.0	0	0	0
05/18/2019 19:00	0.0	0.0	0.0	0.0	0.0	0	0	0
05/18/2019 20:00	0.0	0.0	0.0	0.0	0.0	0	0	0
05/18/2019 21:00	0.0	0.0	0.0	0.0	0.0	0	0	0
05/18/2019 22:00	0.0	0.0	0.0	0.0	0.0	0	0	0
05/18/2019 23:00	0.0	0.0	0.0	0.0	0.0	0	0	0
Average/Sum#:	0.0	0.0	0.0	0.0	0.0 #	0 #	0 #	0 #
Minimum:	0.0	0.0	0.0	0.0	0.0	0	0	0
Maximum:	0.0	0.0	0.0	0.0	0.0	0	0	0
%SI	100.00	100.00	100.00	100.00	100.00	0.00	0.00	0.00

# Daily Summary Report

CT2 - CO



From: 04/01/2019 00:00 To: 06/30/2019 23:59 Facility Name: COLUSA GENERATING STATION  
 Generated: 07/03/2019 08:42 Location: Maxwell, CA

Red = Invalid or Excluded Data | Green = Edited Status | Blue = Edited Value | \* = Excess Emission

Const. Value/Limit Tag:

	Unit CT2 CO, Ppm 1 Hour(s)	Unit CT2 O2, Dry, Pct 1 Hour(s)	Unit CT2 HI, MBtuPerHr 1 Hour(s)	> Limit Unit CT2 CO, _3Hr, Ppmvdc 1 Hour(s)	> Limit Unit CT2 CO, Lb 1 Hour(s)	Unit CT2 UnitOn, TF 1 Hour(s)	Unit CT2 NormalOp, TF 1 Hour(s)	Unit CT2 DBOn, TF 1 Hour(s)
05/19/2019 00:00	0.0	0.0	0.0	0.0	0.0	0	0	0
05/19/2019 01:00	0.0	0.0	0.0	0.0	0.0	0	0	0
05/19/2019 02:00	0.0	0.0	0.0	0.0	0.0	0	0	0
05/19/2019 03:00	0.0	0.0	0.0	0.0	0.0	0	0	0
05/19/2019 04:00	0.0	0.0	0.0	0.0	0.0	0	0	0
05/19/2019 05:00	0.0	0.0	0.0	0.0	0.0	0	0	0
05/19/2019 06:00	0.0	0.0	0.0	0.0	0.0	0	0	0
05/19/2019 07:00	0.0	0.0	0.0	0.0	0.0	0	0	0
05/19/2019 08:00	0.0	0.0	0.0	0.0	0.0	0	0	0
05/19/2019 09:00	0.0	0.0	0.0	0.0	0.0	0	0	0
05/19/2019 10:00	0.0	0.0	0.0	0.0	0.0	0	0	0
05/19/2019 11:00	0.0	0.0	0.0	0.0	0.0	0	0	0
05/19/2019 12:00	0.0	0.0	0.0	0.0	0.0	0	0	0
05/19/2019 13:00	0.0	0.0	0.0	0.0	0.0	0	0	0
05/19/2019 14:00	0.0	0.0	0.0	0.0	0.0	0	0	0
05/19/2019 15:00	0.0	0.0	0.0	0.0	0.0	0	0	0
05/19/2019 16:00	0.0	0.0	0.0	0.0	0.0	0	0	0
05/19/2019 17:00	0.0	0.0	0.0	0.0	0.0	0	0	0
05/19/2019 18:00	0.0	0.0	0.0	0.0	0.0	0	0	0
05/19/2019 19:00	0.0	0.0	0.0	0.0	0.0	0	0	0
05/19/2019 20:00	0.0	0.0	0.0	0.0	0.0	0	0	0
05/19/2019 21:00	0.0	0.0	0.0	0.0	0.0	0	0	0
05/19/2019 22:00	0.0	0.0	0.0	0.0	0.0	0	0	0
05/19/2019 23:00	0.0	0.0	0.0	0.0	0.0	0	0	0
Average/Sum#:	0.0	0.0	0.0	0.0	0.0 #	0 #	0 #	0 #
Minimum:	0.0	0.0	0.0	0.0	0.0	0	0	0
Maximum:	0.0	0.0	0.0	0.0	0.0	0	0	0
%SI	100.00	100.00	100.00	100.00	100.00	0.00	0.00	0.00

# Daily Summary Report

CT2 - CO



From: 04/01/2019 00:00 To: 06/30/2019 23:59 Facility Name: COLUSA GENERATING STATION  
 Generated: 07/03/2019 08:42 Location: Maxwell, CA

Red = Invalid or Excluded Data | Green = Edited Status | Blue = Edited Value | \* = Excess Emission

Const. Value/Limit Tag:

	Unit CT2 CO, Ppm 1 Hour(s)	Unit CT2 O2, Dry, Pct 1 Hour(s)	Unit CT2 HI, MBtuPerHr 1 Hour(s)	> Limit Unit CT2 CO, _3Hr, Ppmvdc 1 Hour(s)	> Limit Unit CT2 CO, Lb 1 Hour(s)	Unit CT2 UnitOn, TF 1 Hour(s)	Unit CT2 NormalOp, TF 1 Hour(s)	Unit CT2 DBOn, TF 1 Hour(s)
05/20/2019 00:00	0.0	0.0	0.0	0.0	0.0	0	0	0
05/20/2019 01:00	0.0	0.0	0.0	0.0	0.0	0	0	0
05/20/2019 02:00	0.0	0.0	0.0	0.0	0.0	0	0	0
05/20/2019 03:00	0.0	0.0	0.0	0.0	0.0	0	0	0
05/20/2019 04:00	0.0	0.0	0.0	0.0	0.0	0	0	0
05/20/2019 05:00	0.0	0.0	0.0	0.0	0.0	0	0	0
05/20/2019 06:00	0.0	0.0	0.0	0.0	0.0	0	0	0
05/20/2019 07:00	0.0	0.0	0.0	0.0	0.0	0	0	0
05/20/2019 08:00	0.0	0.0	0.0	0.0	0.0	0	0	0
05/20/2019 09:00	0.0	0.0	0.0	0.0	0.0	0	0	0
05/20/2019 10:00	0.0	0.0	0.0	0.0	0.0	0	0	0
05/20/2019 11:00	0.0	0.0	0.0	0.0	0.0	0	0	0
05/20/2019 12:00	0.0	0.0	0.0	0.0	0.0	0	0	0
05/20/2019 13:00	0.0	0.0	0.0	0.0	0.0	0	0	0
05/20/2019 14:00	0.0	0.0	0.0	0.0	0.0	0	0	0
05/20/2019 15:00	0.0	0.0	0.0	0.0	0.0	0	0	0
05/20/2019 16:00	0.0	0.0	0.0	0.0	0.0	0	0	0
05/20/2019 17:00	0.0	0.0	0.0	0.0	0.0	0	0	0
05/20/2019 18:00	0.0	0.0	0.0	0.0	0.0	0	0	0
05/20/2019 19:00	0.0	0.0	0.0	0.0	0.0	0	0	0
05/20/2019 20:00	0.0	0.0	0.0	0.0	0.0	0	0	0
05/20/2019 21:00	0.0	0.0	0.0	0.0	0.0	0	0	0
05/20/2019 22:00	0.0	0.0	0.0	0.0	0.0	0	0	0
05/20/2019 23:00	0.0	0.0	0.0	0.0	0.0	0	0	0
Average/Sum#:	0.0	0.0	0.0	0.0	0.0 #	0 #	0 #	0 #
Minimum:	0.0	0.0	0.0	0.0	0.0	0	0	0
Maximum:	0.0	0.0	0.0	0.0	0.0	0	0	0
%SI	100.00	100.00	100.00	100.00	100.00	0.00	0.00	0.00

# Daily Summary Report

CT2 - CO



From: 04/01/2019 00:00 To: 06/30/2019 23:59 Facility Name: COLUSA GENERATING STATION  
 Generated: 07/03/2019 08:42 Location: Maxwell, CA

Red = Invalid or Excluded Data | Green = Edited Status | Blue = Edited Value | \* = Excess Emission

Const. Value/Limit Tag:

	Unit CT2 CO, Ppm 1 Hour(s)	Unit CT2 O2, Dry, Pct 1 Hour(s)	Unit CT2 HI, MBtuPerHr 1 Hour(s)	> Limit Unit CT2 CO, _3Hr, Ppmvdc 1 Hour(s)	> Limit Unit CT2 CO, Lb 1 Hour(s)	Unit CT2 UnitOn, TF 1 Hour(s)	Unit CT2 NormalOp, TF 1 Hour(s)	Unit CT2 DBOn, TF 1 Hour(s)
05/21/2019 00:00	0.0	0.0	0.0	0.0	0.0	0	0	0
05/21/2019 01:00	0.0	0.0	0.0	0.0	0.0	0	0	0
05/21/2019 02:00	0.0	0.0	0.0	0.0	0.0	0	0	0
05/21/2019 03:00	0.0	0.0	0.0	0.0	0.0	0	0	0
05/21/2019 04:00	0.0	0.0	0.0	0.0	0.0	0	0	0
05/21/2019 05:00	0.0	0.0	0.0	0.0	0.0	0	0	0
05/21/2019 06:00	0.0	0.0	0.0	0.0	0.0	0	0	0
05/21/2019 07:00	0.0	0.0	0.0	0.0	0.0	0	0	0
05/21/2019 08:00	0.0	0.0	0.0	0.0	0.0	0	0	0
05/21/2019 09:00	0.0	0.0	0.0	0.0	0.0	0	0	0
05/21/2019 10:00	0.0	0.0	0.0	0.0	0.0	0	0	0
05/21/2019 11:00	0.0	0.0	0.0	0.0	0.0	0	0	0
05/21/2019 12:00	0.0	0.0	0.0	0.0	0.0	0	0	0
05/21/2019 13:00	0.0	0.0	0.0	0.0	0.0	0	0	0
05/21/2019 14:00	0.0	0.0	0.0	0.0	0.0	0	0	0
05/21/2019 15:00	0.0	0.0	0.0	0.0	0.0	0	0	0
05/21/2019 16:00	0.0	0.0	0.0	0.0	0.0	0	0	0
05/21/2019 17:00	0.0	0.0	0.0	0.0	0.0	0	0	0
05/21/2019 18:00	0.0	0.0	0.0	0.0	0.0	0	0	0
05/21/2019 19:00	0.0	0.0	0.0	0.0	0.0	0	0	0
05/21/2019 20:00	0.0	0.0	0.0	0.0	0.0	0	0	0
05/21/2019 21:00	0.0	0.0	0.0	0.0	0.0	0	0	0
05/21/2019 22:00	0.0	0.0	0.0	0.0	0.0	0	0	0
05/21/2019 23:00	0.0	0.0	0.0	0.0	0.0	0	0	0
Average/Sum#:	0.0	0.0	0.0	0.0	0.0 #	0 #	0 #	0 #
Minimum:	0.0	0.0	0.0	0.0	0.0	0	0	0
Maximum:	0.0	0.0	0.0	0.0	0.0	0	0	0
%SI	100.00	100.00	100.00	100.00	100.00	0.00	0.00	0.00

# Daily Summary Report

CT2 - CO



From: 04/01/2019 00:00 To: 06/30/2019 23:59 Facility Name: COLUSA GENERATING STATION  
 Generated: 07/03/2019 08:42 Location: Maxwell, CA

Red = Invalid or Excluded Data | Green = Edited Status | Blue = Edited Value | \* = Excess Emission

Const. Value/Limit Tag:

	Unit CT2 CO, Ppm 1 Hour(s)	Unit CT2 O2, Dry, Pct 1 Hour(s)	Unit CT2 HI, MBtuPerHr 1 Hour(s)	> Limit Unit CT2 CO, _3Hr, Ppmvdc 1 Hour(s)	> Limit Unit CT2 CO, Lb 1 Hour(s)	Unit CT2 UnitOn, TF 1 Hour(s)	Unit CT2 NormalOp, TF 1 Hour(s)	Unit CT2 DBOn, TF 1 Hour(s)
05/22/2019 00:00	0.0	0.0	0.0	0.0	0.0	0	0	0
05/22/2019 01:00	0.0	0.0	0.0	0.0	0.0	0	0	0
05/22/2019 02:00	0.0	0.0	0.0	0.0	0.0	0	0	0
05/22/2019 03:00	0.0	0.0	0.0	0.0	0.0	0	0	0
05/22/2019 04:00	0.0	0.0	0.0	0.0	0.0	0	0	0
05/22/2019 05:00	0.0	0.0	0.0	0.0	0.0	0	0	0
05/22/2019 06:00	0.0	0.0	0.0	0.0	0.0	0	0	0
05/22/2019 07:00	0.0	0.0	0.0	0.0	0.0	0	0	0
05/22/2019 08:00	0.0	0.0	0.0	0.0	0.0	0	0	0
05/22/2019 09:00	0.0	0.0	0.0	0.0	0.0	0	0	0
05/22/2019 10:00	0.0	0.0	0.0	0.0	0.0	0	0	0
05/22/2019 11:00	0.0	0.0	0.0	0.0	0.0	0	0	0
05/22/2019 12:00	0.0	0.0	0.0	0.0	0.0	0	0	0
05/22/2019 13:00	0.0	0.0	0.0	0.0	0.0	0	0	0
05/22/2019 14:00	0.0	0.0	0.0	0.0	0.0	0	0	0
05/22/2019 15:00	0.0	0.0	0.0	0.0	0.0	0	0	0
05/22/2019 16:00	0.0	0.0	0.0	0.0	0.0	0	0	0
05/22/2019 17:00	0.0	0.0	0.0	0.0	0.0	0	0	0
05/22/2019 18:00	0.0	0.0	0.0	0.0	0.0	0	0	0
05/22/2019 19:00	0.0	0.0	0.0	0.0	0.0	0	0	0
05/22/2019 20:00	0.0	0.0	0.0	0.0	0.0	0	0	0
05/22/2019 21:00	0.0	0.0	0.0	0.0	0.0	0	0	0
05/22/2019 22:00	0.0	0.0	0.0	0.0	0.0	0	0	0
05/22/2019 23:00	0.0	0.0	0.0	0.0	0.0	0	0	0
Average/Sum#:	0.0	0.0	0.0	0.0	0.0 #	0 #	0 #	0 #
Minimum:	0.0	0.0	0.0	0.0	0.0	0	0	0
Maximum:	0.0	0.0	0.0	0.0	0.0	0	0	0
%SI	100.00	100.00	100.00	100.00	100.00	0.00	0.00	0.00

# Daily Summary Report

CT2 - CO



From: 04/01/2019 00:00 To: 06/30/2019 23:59 Facility Name: COLUSA GENERATING STATION  
 Generated: 07/03/2019 08:42 Location: Maxwell, CA

Red = Invalid or Excluded Data | Green = Edited Status | Blue = Edited Value | \* = Excess Emission

Const. Value/Limit Tag:

	Unit CT2 CO, Ppm 1 Hour(s)	Unit CT2 O2, Dry, Pct 1 Hour(s)	Unit CT2 HI, MBtuPerHr 1 Hour(s)	> Limit Unit CT2 CO, _3Hr, Ppmvdc 1 Hour(s)	> Limit Unit CT2 CO, Lb 1 Hour(s)	Unit CT2 UnitOn, TF 1 Hour(s)	Unit CT2 NormalOp, TF 1 Hour(s)	Unit CT2 DBOn, TF 1 Hour(s)
05/23/2019 00:00	0.0	0.0	0.0	0.0	0.0	0	0	0
05/23/2019 01:00	0.0	0.0	0.0	0.0	0.0	0	0	0
05/23/2019 02:00	0.0	0.0	0.0	0.0	0.0	0	0	0
05/23/2019 03:00	0.0	0.0	0.0	0.0	0.0	0	0	0
05/23/2019 04:00	0.0	0.0	0.0	0.0	0.0	0	0	0
05/23/2019 05:00	0.0	0.0	0.0	0.0	0.0	0	0	0
05/23/2019 06:00	0.0	0.0	0.0	0.0	0.0	0	0	0
05/23/2019 07:00	0.0	0.0	0.0	0.0	0.0	0	0	0
05/23/2019 08:00	0.0	0.0	0.0	0.0	0.0	0	0	0
05/23/2019 09:00	0.0	0.0	0.0	0.0	0.0	0	0	0
05/23/2019 10:00	0.0	0.0	0.0	0.0	0.0	0	0	0
05/23/2019 11:00	0.0	0.0	0.0	0.0	0.0	0	0	0
05/23/2019 12:00	0.0	0.0	0.0	0.0	0.0	0	0	0
05/23/2019 13:00	0.0	0.0	0.0	0.0	0.0	0	0	0
05/23/2019 14:00	0.0	0.0	0.0	0.0	0.0	0	0	0
05/23/2019 15:00	0.0	0.0	0.0	0.0	0.0	0	0	0
05/23/2019 16:00	0.0	0.0	0.0	0.0	0.0	0	0	0
05/23/2019 17:00	0.0	0.0	0.0	0.0	0.0	0	0	0
05/23/2019 18:00	0.0	0.0	0.0	0.0	0.0	0	0	0
05/23/2019 19:00	0.0	0.0	0.0	0.0	0.0	0	0	0
05/23/2019 20:00	0.0	0.0	0.0	0.0	0.0	0	0	0
05/23/2019 21:00	0.0	0.0	0.0	0.0	0.0	0	0	0
05/23/2019 22:00	0.0	0.0	0.0	0.0	0.0	0	0	0
05/23/2019 23:00	0.0	0.0	0.0	0.0	0.0	0	0	0
Average/Sum#:	0.0	0.0	0.0	0.0	0.0 #	0 #	0 #	0 #
Minimum:	0.0	0.0	0.0	0.0	0.0	0	0	0
Maximum:	0.0	0.0	0.0	0.0	0.0	0	0	0
%SI	100.00	100.00	100.00	100.00	100.00	0.00	0.00	0.00

# Daily Summary Report

CT2 - CO



From: 04/01/2019 00:00 To: 06/30/2019 23:59 Facility Name: COLUSA GENERATING STATION  
 Generated: 07/03/2019 08:42 Location: Maxwell, CA

Red = Invalid or Excluded Data | Green = Edited Status | Blue = Edited Value | \* = Excess Emission

Const. Value/Limit Tag:

	Unit CT2 CO, Ppm 1 Hour(s)	Unit CT2 O2, Dry, Pct 1 Hour(s)	Unit CT2 HI, MBtuPerHr 1 Hour(s)	> Limit Unit CT2 CO, _3Hr, Ppmvdc 1 Hour(s)	> Limit Unit CT2 CO, Lb 1 Hour(s)	Unit CT2 UnitOn, TF 1 Hour(s)	Unit CT2 NormalOp, TF 1 Hour(s)	Unit CT2 DBOn, TF 1 Hour(s)
05/24/2019 00:00	0.0	0.0	0.0	0.0	0.0	0	0	0
05/24/2019 01:00	0.0	0.0	0.0	0.0	0.0	0	0	0
05/24/2019 02:00	0.0	0.0	0.0	0.0	0.0	0	0	0
05/24/2019 03:00	0.0	0.0	0.0	0.0	0.0	0	0	0
05/24/2019 04:00	0.0	0.0	0.0	0.0	0.0	0	0	0
05/24/2019 05:00	0.0	0.0	0.0	0.0	0.0	0	0	0
05/24/2019 06:00	0.0	0.0	0.0	0.0	0.0	0	0	0
05/24/2019 07:00	0.0	0.0	0.0	0.0	0.0	0	0	0
05/24/2019 08:00	0.0	0.0	0.0	0.0	0.0	0	0	0
05/24/2019 09:00	0.0	0.0	0.0	0.0	0.0	0	0	0
05/24/2019 10:00	0.0	0.0	0.0	0.0	0.0	0	0	0
05/24/2019 11:00	0.0	0.0	0.0	0.0	0.0	0	0	0
05/24/2019 12:00	0.0	0.0	0.0	0.0	0.0	0	0	0
05/24/2019 13:00	0.0	0.0	0.0	0.0	0.0	0	0	0
05/24/2019 14:00	0.0	0.0	0.0	0.0	0.0	0	0	0
05/24/2019 15:00	0.0	0.0	0.0	0.0	0.0	0	0	0
05/24/2019 16:00	0.0	0.0	0.0	0.0	0.0	0	0	0
05/24/2019 17:00	0.0	0.0	0.0	0.0	0.0	0	0	0
05/24/2019 18:00	0.0	0.0	0.0	0.0	0.0	0	0	0
05/24/2019 19:00	0.0	0.0	0.0	0.0	0.0	0	0	0
05/24/2019 20:00	0.0	0.0	0.0	0.0	0.0	0	0	0
05/24/2019 21:00	0.0	0.0	0.0	0.0	0.0	0	0	0
05/24/2019 22:00	0.0	0.0	0.0	0.0	0.0	0	0	0
05/24/2019 23:00	0.0	0.0	0.0	0.0	0.0	0	0	0
Average/Sum#:	0.0	0.0	0.0	0.0	0.0 #	0 #	0 #	0 #
Minimum:	0.0	0.0	0.0	0.0	0.0	0	0	0
Maximum:	0.0	0.0	0.0	0.0	0.0	0	0	0
%SI	100.00	100.00	100.00	100.00	100.00	0.00	0.00	0.00

# Daily Summary Report

CT2 - CO



From: 04/01/2019 00:00 To: 06/30/2019 23:59 Facility Name: COLUSA GENERATING STATION  
 Generated: 07/03/2019 08:42 Location: Maxwell, CA

Red = Invalid or Excluded Data | Green = Edited Status | Blue = Edited Value | \* = Excess Emission

Const. Value/Limit Tag:

	Unit CT2 CO, Ppm 1 Hour(s)	Unit CT2 O2, Dry, Pct 1 Hour(s)	Unit CT2 HI, MBtuPerHr 1 Hour(s)	> Limit Unit CT2 CO, _3Hr, Ppmvdc 1 Hour(s)	> Limit Unit CT2 CO, Lb 1 Hour(s)	Unit CT2 UnitOn, TF 1 Hour(s)	Unit CT2 NormalOp, TF 1 Hour(s)	Unit CT2 DBOn, TF 1 Hour(s)
05/25/2019 00:00	0.0	0.0	0.0	0.0	0.0	0	0	0
05/25/2019 01:00	0.0	0.0	0.0	0.0	0.0	0	0	0
05/25/2019 02:00	0.0	0.0	0.0	0.0	0.0	0	0	0
05/25/2019 03:00	0.0	0.0	0.0	0.0	0.0	0	0	0
05/25/2019 04:00	0.0	0.0	0.0	0.0	0.0	0	0	0
05/25/2019 05:00	0.0	0.0	0.0	0.0	0.0	0	0	0
05/25/2019 06:00	0.0	0.0	0.0	0.0	0.0	0	0	0
05/25/2019 07:00	0.0	0.0	0.0	0.0	0.0	0	0	0
05/25/2019 08:00	0.0	0.0	0.0	0.0	0.0	0	0	0
05/25/2019 09:00	0.0	0.0	0.0	0.0	0.0	0	0	0
05/25/2019 10:00	0.0	0.0	0.0	0.0	0.0	0	0	0
05/25/2019 11:00	0.0	0.0	0.0	0.0	0.0	0	0	0
05/25/2019 12:00	0.0	0.0	0.0	0.0	0.0	0	0	0
05/25/2019 13:00	0.0	0.0	0.0	0.0	0.0	0	0	0
05/25/2019 14:00	0.0	0.0	0.0	0.0	0.0	0	0	0
05/25/2019 15:00	0.0	0.0	0.0	0.0	0.0	0	0	0
05/25/2019 16:00	0.0	0.0	0.0	0.0	0.0	0	0	0
05/25/2019 17:00	0.0	0.0	0.0	0.0	0.0	0	0	0
05/25/2019 18:00	0.0	0.0	0.0	0.0	0.0	0	0	0
05/25/2019 19:00	0.0	0.0	0.0	0.0	0.0	0	0	0
05/25/2019 20:00	0.0	0.0	0.0	0.0	0.0	0	0	0
05/25/2019 21:00	0.0	0.0	0.0	0.0	0.0	0	0	0
05/25/2019 22:00	0.0	0.0	0.0	0.0	0.0	0	0	0
05/25/2019 23:00	0.0	0.0	0.0	0.0	0.0	0	0	0
Average/Sum#:	0.0	0.0	0.0	0.0	0.0 #	0 #	0 #	0 #
Minimum:	0.0	0.0	0.0	0.0	0.0	0	0	0
Maximum:	0.0	0.0	0.0	0.0	0.0	0	0	0
%SI	100.00	100.00	100.00	100.00	100.00	0.00	0.00	0.00



# Daily Summary Report

CT2 - CO



From: 04/01/2019 00:00 To: 06/30/2019 23:59 Facility Name: COLUSA GENERATING STATION  
 Generated: 07/03/2019 08:42 Location: Maxwell, CA

Red = Invalid or Excluded Data | Green = Edited Status | Blue = Edited Value | \* = Excess Emission

Const. Value/Limit Tag:

	Unit CT2 CO, Ppm 1 Hour(s)	Unit CT2 O2, Dry, Pct 1 Hour(s)	Unit CT2 HI, MBtuPerHr 1 Hour(s)	> Limit Unit CT2 CO, _3Hr, Ppmvdc 1 Hour(s)	> Limit Unit CT2 CO, Lb 1 Hour(s)	Unit CT2 UnitOn, TF 1 Hour(s)	Unit CT2 NormalOp, TF 1 Hour(s)	Unit CT2 DBOn, TF 1 Hour(s)
05/26/2019 00:00	0.0	0.0	0.0	0.0	0.0	0	0	0
05/26/2019 01:00	0.0	0.0	0.0	0.0	0.0	0	0	0
05/26/2019 02:00	0.0	0.0	0.0	0.0	0.0	0	0	0
05/26/2019 03:00	0.0	0.0	0.0	0.0	0.0	0	0	0
05/26/2019 04:00	0.0	0.0	0.0	0.0	0.0	0	0	0
05/26/2019 05:00	0.0	0.0	0.0	0.0	0.0	0	0	0
05/26/2019 06:00	0.0	0.0	0.0	0.0	0.0	0	0	0
05/26/2019 07:00	0.0	0.0	0.0	0.0	0.0	0	0	0
05/26/2019 08:00	0.0	0.0	0.0	0.0	0.0	0	0	0
05/26/2019 09:00	0.0	0.0	0.0	0.0	0.0	0	0	0
05/26/2019 10:00	0.0	0.0	0.0	0.0	0.0	0	0	0
05/26/2019 11:00	0.0	0.0	0.0	0.0	0.0	0	0	0
05/26/2019 12:00	0.0	0.0	0.0	0.0	0.0	0	0	0
05/26/2019 13:00	0.0	0.0	0.0	0.0	0.0	0	0	0
05/26/2019 14:00	0.0	0.0	0.0	0.0	0.0	0	0	0
05/26/2019 15:00	0.0	0.0	0.0	0.0	0.0	0	0	0
05/26/2019 16:00	0.0	0.0	0.0	0.0	0.0	0	0	0
05/26/2019 17:00	0.0	0.0	0.0	0.0	0.0	0	0	0
05/26/2019 18:00	0.0	0.0	0.0	0.0	0.0	0	0	0
05/26/2019 19:00	0.0	0.0	0.0	0.0	0.0	0	0	0
05/26/2019 20:00	0.0	0.0	0.0	0.0	0.0	0	0	0
05/26/2019 21:00	0.0	0.0	0.0	0.0	0.0	0	0	0
05/26/2019 22:00	0.0	0.0	0.0	0.0	0.0	0	0	0
05/26/2019 23:00	0.0	0.0	0.0	0.0	0.0	0	0	0
Average/Sum#:	0.0	0.0	0.0	0.0	0.0 #	0 #	0 #	0 #
Minimum:	0.0	0.0	0.0	0.0	0.0	0	0	0
Maximum:	0.0	0.0	0.0	0.0	0.0	0	0	0
%SI	100.00	100.00	100.00	100.00	100.00	0.00	0.00	0.00

# Daily Summary Report

CT2 - CO



From: 04/01/2019 00:00 To: 06/30/2019 23:59 Facility Name: COLUSA GENERATING STATION  
 Generated: 07/03/2019 08:42 Location: Maxwell, CA

Red = Invalid or Excluded Data | Green = Edited Status | Blue = Edited Value | \* = Excess Emission

Const. Value/Limit Tag:

	Unit CT2 CO, Ppm 1 Hour(s)	Unit CT2 O2, Dry, Pct 1 Hour(s)	Unit CT2 HI, MBtuPerHr 1 Hour(s)	> Limit Unit CT2 CO, _3Hr, Ppmvdc 1 Hour(s)	> Limit Unit CT2 CO, Lb 1 Hour(s)	Unit CT2 UnitOn, TF 1 Hour(s)	Unit CT2 NormalOp, TF 1 Hour(s)	Unit CT2 DBOn, TF 1 Hour(s)
05/27/2019 00:00	0.0	0.0	0.0	0.0	0.0	0	0	0
05/27/2019 01:00	0.0	0.0	0.0	0.0	0.0	0	0	0
05/27/2019 02:00	0.0	0.0	0.0	0.0	0.0	0	0	0
05/27/2019 03:00	0.0	0.0	0.0	0.0	0.0	0	0	0
05/27/2019 04:00	0.0	0.0	0.0	0.0	0.0	0	0	0
05/27/2019 05:00	0.0	0.0	0.0	0.0	0.0	0	0	0
05/27/2019 06:00	0.0	0.0	0.0	0.0	0.0	0	0	0
05/27/2019 07:00	0.0	0.0	0.0	0.0	0.0	0	0	0
05/27/2019 08:00	0.0	0.0	0.0	0.0	0.0	0	0	0
05/27/2019 09:00	0.0	0.0	0.0	0.0	0.0	0	0	0
05/27/2019 10:00	0.0	0.0	0.0	0.0	0.0	0	0	0
05/27/2019 11:00	0.0	0.0	0.0	0.0	0.0	0	0	0
05/27/2019 12:00	0.0	0.0	0.0	0.0	0.0	0	0	0
05/27/2019 13:00	0.0	0.0	0.0	0.0	0.0	0	0	0
05/27/2019 14:00	0.0	0.0	0.0	0.0	0.0	0	0	0
05/27/2019 15:00	0.0	0.0	0.0	0.0	0.0	0	0	0
05/27/2019 16:00	0.0	0.0	0.0	0.0	0.0	0	0	0
05/27/2019 17:00	0.0	0.0	0.0	0.0	0.0	0	0	0
05/27/2019 18:00	0.0	0.0	0.0	0.0	0.0	0	0	0
05/27/2019 19:00	0.0	0.0	0.0	0.0	0.0	0	0	0
05/27/2019 20:00	0.0	0.0	0.0	0.0	0.0	0	0	0
05/27/2019 21:00	0.0	0.0	0.0	0.0	0.0	0	0	0
05/27/2019 22:00	0.0	0.0	0.0	0.0	0.0	0	0	0
05/27/2019 23:00	0.0	0.0	0.0	0.0	0.0	0	0	0
Average/Sum#:	0.0	0.0	0.0	0.0	0.0 #	0 #	0 #	0 #
Minimum:	0.0	0.0	0.0	0.0	0.0	0	0	0
Maximum:	0.0	0.0	0.0	0.0	0.0	0	0	0
%SI	100.00	100.00	100.00	100.00	100.00	0.00	0.00	0.00

# Daily Summary Report

CT2 - CO



From: 04/01/2019 00:00 To: 06/30/2019 23:59 Facility Name: COLUSA GENERATING STATION  
 Generated: 07/03/2019 08:42 Location: Maxwell, CA

Red = Invalid or Excluded Data | Green = Edited Status | Blue = Edited Value | \* = Excess Emission

Const. Value/Limit Tag:

	Unit CT2 CO, Ppm 1 Hour(s)	Unit CT2 O2, Dry, Pct 1 Hour(s)	Unit CT2 HI, MBtuPerHr 1 Hour(s)	> Limit Unit CT2 CO, _3Hr, Ppmvdc 1 Hour(s)	> Limit Unit CT2 CO, Lb 1 Hour(s)	Unit CT2 UnitOn, TF 1 Hour(s)	Unit CT2 NormalOp, TF 1 Hour(s)	Unit CT2 DBOn, TF 1 Hour(s)
05/28/2019 00:00	0.0	0.0	0.0	0.0	0.0	0	0	0
05/28/2019 01:00	0.0	0.0	0.0	0.0	0.0	0	0	0
05/28/2019 02:00	0.0	0.0	0.0	0.0	0.0	0	0	0
05/28/2019 03:00	0.0	0.0	0.0	0.0	0.0	0	0	0
05/28/2019 04:00	0.0	0.0	0.0	0.0	0.0	0	0	0
05/28/2019 05:00	0.0	0.0	0.0	0.0	0.0	0	0	0
05/28/2019 06:00	0.0	0.0	0.0	0.0	0.0	0	0	0
05/28/2019 07:00	0.0	0.0	0.0	0.0	0.0	0	0	0
05/28/2019 08:00	0.0	0.0	0.0	0.0	0.0	0	0	0
05/28/2019 09:00	0.0	0.0	0.0	0.0	0.0	0	0	0
05/28/2019 10:00	0.0	0.0	0.0	0.0	0.0	0	0	0
05/28/2019 11:00	0.0	0.0	0.0	0.0	0.0	0	0	0
05/28/2019 12:00	0.0	0.0	0.0	0.0	0.0	0	0	0
05/28/2019 13:00	0.0	0.0	0.0	0.0	0.0	0	0	0
05/28/2019 14:00	0.0	0.0	0.0	0.0	0.0	0	0	0
05/28/2019 15:00	0.0	0.0	0.0	0.0	0.0	0	0	0
05/28/2019 16:00	0.0	0.0	0.0	0.0	0.0	0	0	0
05/28/2019 17:00	0.0	0.0	0.0	0.0	0.0	0	0	0
05/28/2019 18:00	0.0	0.0	0.0	0.0	0.0	0	0	0
05/28/2019 19:00	0.0	0.0	0.0	0.0	0.0	0	0	0
05/28/2019 20:00	0.0	0.0	0.0	0.0	0.0	0	0	0
05/28/2019 21:00	0.0	0.0	0.0	0.0	0.0	0	0	0
05/28/2019 22:00	0.0	0.0	0.0	0.0	0.0	0	0	0
05/28/2019 23:00	0.0	0.0	0.0	0.0	0.0	0	0	0
Average/Sum#:	0.0	0.0	0.0	0.0	0.0 #	0 #	0 #	0 #
Minimum:	0.0	0.0	0.0	0.0	0.0	0	0	0
Maximum:	0.0	0.0	0.0	0.0	0.0	0	0	0
%SI	100.00	100.00	100.00	100.00	100.00	0.00	0.00	0.00

# Daily Summary Report

CT2 - CO



From: 04/01/2019 00:00 To: 06/30/2019 23:59 Facility Name: COLUSA GENERATING STATION  
 Generated: 07/03/2019 08:42 Location: Maxwell, CA

Red = Invalid or Excluded Data | Green = Edited Status | Blue = Edited Value | \* = Excess Emission

Const. Value/Limit Tag:

	Unit CT2 CO, Ppm 1 Hour(s)	Unit CT2 O2, Dry, Pct 1 Hour(s)	Unit CT2 HI, MBtuPerHr 1 Hour(s)	> Limit Unit CT2 CO, _3Hr, Ppmvdc 1 Hour(s)	> Limit Unit CT2 CO, Lb 1 Hour(s)	Unit CT2 UnitOn, TF 1 Hour(s)	Unit CT2 NormalOp, TF 1 Hour(s)	Unit CT2 DBOn, TF 1 Hour(s)
05/29/2019 00:00	0.0	0.0	0.0	0.0	0.0	0	0	0
05/29/2019 01:00	0.0	0.0	0.0	0.0	0.0	0	0	0
05/29/2019 02:00	0.0	0.0	0.0	0.0	0.0	0	0	0
05/29/2019 03:00	0.0	0.0	0.0	0.0	0.0	0	0	0
05/29/2019 04:00	0.0	0.0	0.0	0.0	0.0	0	0	0
05/29/2019 05:00	0.0	0.0	0.0	0.0	0.0	0	0	0
05/29/2019 06:00	0.0	0.0	0.0	0.0	0.0	0	0	0
05/29/2019 07:00	0.0	0.0	0.0	0.0	0.0	0	0	0
05/29/2019 08:00	0.0	0.0	0.0	0.0	0.0	0	0	0
05/29/2019 09:00	0.0	0.0	0.0	0.0	0.0	0	0	0
05/29/2019 10:00	0.0	0.0	0.0	0.0	0.0	0	0	0
05/29/2019 11:00	0.0	0.0	0.0	0.0	0.0	0	0	0
05/29/2019 12:00	0.0	0.0	0.0	0.0	0.0	0	0	0
05/29/2019 13:00	0.0	0.0	0.0	0.0	0.0	0	0	0
05/29/2019 14:00	0.0	0.0	0.0	0.0	0.0	0	0	0
05/29/2019 15:00	0.0	0.0	0.0	0.0	0.0	0	0	0
05/29/2019 16:00	0.0	0.0	0.0	0.0	0.0	0	0	0
05/29/2019 17:00	0.0	0.0	0.0	0.0	0.0	0	0	0
05/29/2019 18:00	0.0	0.0	0.0	0.0	0.0	0	0	0
05/29/2019 19:00	0.0	0.0	0.0	0.0	0.0	0	0	0
05/29/2019 20:00	0.0	0.0	0.0	0.0	0.0	0	0	0
05/29/2019 21:00	0.0	0.0	0.0	0.0	0.0	0	0	0
05/29/2019 22:00	0.0	0.0	0.0	0.0	0.0	0	0	0
05/29/2019 23:00	0.0	0.0	0.0	0.0	0.0	0	0	0
Average/Sum#:	0.0	0.0	0.0	0.0	0.0 #	0 #	0 #	0 #
Minimum:	0.0	0.0	0.0	0.0	0.0	0	0	0
Maximum:	0.0	0.0	0.0	0.0	0.0	0	0	0
%SI	100.00	100.00	100.00	100.00	100.00	0.00	0.00	0.00

# Daily Summary Report

CT2 - CO



From: 04/01/2019 00:00 To: 06/30/2019 23:59 Facility Name: COLUSA GENERATING STATION  
 Generated: 07/03/2019 08:42 Location: Maxwell, CA

Red = Invalid or Excluded Data | Green = Edited Status | Blue = Edited Value | \* = Excess Emission

Const. Value/Limit Tag:

	Unit CT2 CO, Ppm 1 Hour(s)	Unit CT2 O2, Dry, Pct 1 Hour(s)	Unit CT2 HI, MBtuPerHr 1 Hour(s)	> Limit Unit CT2 CO, _3Hr, Ppmvdc 1 Hour(s)	> Limit Unit CT2 CO, Lb 1 Hour(s)	Unit CT2 UnitOn, TF 1 Hour(s)	Unit CT2 NormalOp, TF 1 Hour(s)	Unit CT2 DBOn, TF 1 Hour(s)
05/30/2019 00:00	0.0	0.0	0.0	0.0	0.0	0	0	0
05/30/2019 01:00	0.0	0.0	0.0	0.0	0.0	0	0	0
05/30/2019 02:00	0.0	0.0	0.0	0.0	0.0	0	0	0
05/30/2019 03:00	0.0	0.0	0.0	0.0	0.0	0	0	0
05/30/2019 04:00	0.0	0.0	0.0	0.0	0.0	0	0	0
05/30/2019 05:00	0.0	0.0	0.0	0.0	0.0	0	0	0
05/30/2019 06:00	0.0	0.0	0.0	0.0	0.0	0	0	0
05/30/2019 07:00	0.0	0.0	0.0	0.0	0.0	0	0	0
05/30/2019 08:00	0.0	0.0	0.0	0.0	0.0	0	0	0
05/30/2019 09:00	0.0	0.0	0.0	0.0	0.0	0	0	0
05/30/2019 10:00	0.0	0.0	0.0	0.0	0.0	0	0	0
05/30/2019 11:00	0.0	0.0	0.0	0.0	0.0	0	0	0
05/30/2019 12:00	0.0	0.0	0.0	0.0	0.0	0	0	0
05/30/2019 13:00	0.0	0.0	0.0	0.0	0.0	0	0	0
05/30/2019 14:00	0.0	0.0	0.0	0.0	0.0	0	0	0
05/30/2019 15:00	0.0	0.0	0.0	0.0	0.0	0	0	0
05/30/2019 16:00	0.0	0.0	0.0	0.0	0.0	0	0	0
05/30/2019 17:00	0.0	0.0	0.0	0.0	0.0	0	0	0
05/30/2019 18:00	0.0	0.0	0.0	0.0	0.0	0	0	0
05/30/2019 19:00	0.0	0.0	0.0	0.0	0.0	0	0	0
05/30/2019 20:00	0.0	0.0	0.0	0.0	0.0	0	0	0
05/30/2019 21:00	0.0	0.0	0.0	0.0	0.0	0	0	0
05/30/2019 22:00	0.0	0.0	0.0	0.0	0.0	0	0	0
05/30/2019 23:00	0.0	0.0	0.0	0.0	0.0	0	0	0
Average/Sum#:	0.0	0.0	0.0	0.0	0.0 #	0 #	0 #	0 #
Minimum:	0.0	0.0	0.0	0.0	0.0	0	0	0
Maximum:	0.0	0.0	0.0	0.0	0.0	0	0	0
%SI	100.00	100.00	100.00	100.00	100.00	0.00	0.00	0.00

# Daily Summary Report

CT2 - CO



From: 04/01/2019 00:00 To: 06/30/2019 23:59 Facility Name: COLUSA GENERATING STATION  
 Generated: 07/03/2019 08:42 Location: Maxwell, CA

Red = Invalid or Excluded Data | Green = Edited Status | Blue = Edited Value | \* = Excess Emission

Const. Value/Limit Tag:

	Unit CT2 CO, Ppm 1 Hour(s)	Unit CT2 O2, Dry, Pct 1 Hour(s)	Unit CT2 HI, MBtuPerHr 1 Hour(s)	> Limit Unit CT2 CO, _3Hr, Ppmvdc 1 Hour(s)	> Limit Unit CT2 CO, Lb 1 Hour(s)	Unit CT2 UnitOn, TF 1 Hour(s)	Unit CT2 NormalOp, TF 1 Hour(s)	Unit CT2 DBOn, TF 1 Hour(s)
05/31/2019 00:00	0.0	0.0	0.0	0.0	0.0	0	0	0
05/31/2019 01:00	0.0	0.0	0.0	0.0	0.0	0	0	0
05/31/2019 02:00	0.0	0.0	0.0	0.0	0.0	0	0	0
05/31/2019 03:00	0.0	0.0	0.0	0.0	0.0	0	0	0
05/31/2019 04:00	0.0	0.0	0.0	0.0	0.0	0	0	0
05/31/2019 05:00	0.0	0.0	0.0	0.0	0.0	0	0	0
05/31/2019 06:00	0.0	0.0	0.0	0.0	0.0	0	0	0
05/31/2019 07:00	0.0	0.0	0.0	0.0	0.0	0	0	0
05/31/2019 08:00	0.0	0.0	0.0	0.0	0.0	0	0	0
05/31/2019 09:00	0.0	0.0	0.0	0.0	0.0	0	0	0
05/31/2019 10:00	0.0	0.0	0.0	0.0	0.0	0	0	0
05/31/2019 11:00	0.0	0.0	0.0	0.0	0.0	0	0	0
05/31/2019 12:00	0.0	0.0	0.0	0.0	0.0	0	0	0
05/31/2019 13:00	0.0	0.0	0.0	0.0	0.0	0	0	0
05/31/2019 14:00	0.0	0.0	0.0	0.0	0.0	0	0	0
05/31/2019 15:00	0.0	0.0	0.0	0.0	0.0	0	0	0
05/31/2019 16:00	0.0	0.0	0.0	0.0	0.0	0	0	0
05/31/2019 17:00	0.0	0.0	0.0	0.0	0.0	0	0	0
05/31/2019 18:00	0.0	0.0	0.0	0.0	0.0	0	0	0
05/31/2019 19:00	0.0	0.0	0.0	0.0	0.0	0	0	0
05/31/2019 20:00	0.0	0.0	0.0	0.0	0.0	0	0	0
05/31/2019 21:00	0.0	0.0	0.0	0.0	0.0	0	0	0
05/31/2019 22:00	0.0	0.0	0.0	0.0	0.0	0	0	0
05/31/2019 23:00	0.0	0.0	0.0	0.0	0.0	0	0	0
Average/Sum#:	0.0	0.0	0.0	0.0	0.0 #	0 #	0 #	0 #
Minimum:	0.0	0.0	0.0	0.0	0.0	0	0	0
Maximum:	0.0	0.0	0.0	0.0	0.0	0	0	0
%SI	100.00	100.00	100.00	100.00	100.00	0.00	0.00	0.00

# Daily Summary Report

CT2 - CO



From: 04/01/2019 00:00 To: 06/30/2019 23:59 Facility Name: COLUSA GENERATING STATION  
 Generated: 07/03/2019 08:42 Location: Maxwell, CA

Red = Invalid or Excluded Data | Green = Edited Status | Blue = Edited Value | \* = Excess Emission

Const. Value/Limit Tag:

	Unit CT2 CO, Ppm 1 Hour(s)	Unit CT2 O2, Dry, Pct 1 Hour(s)	Unit CT2 HI, MBtuPerHr 1 Hour(s)	> Limit Unit CT2 CO, _3Hr, Ppmvdc 1 Hour(s)	> Limit Unit CT2 CO, Lb 1 Hour(s)	Unit CT2 UnitOn, TF 1 Hour(s)	Unit CT2 NormalOp, TF 1 Hour(s)	Unit CT2 DBOn, TF 1 Hour(s)
06/01/2019 00:00	0.0	0.0	0.0	0.0	0.0	0	0	0
06/01/2019 01:00	0.0	0.0	0.0	0.0	0.0	0	0	0
06/01/2019 02:00	0.0	0.0	0.0	0.0	0.0	0	0	0
06/01/2019 03:00	0.0	0.0	0.0	0.0	0.0	0	0	0
06/01/2019 04:00	0.0	0.0	0.0	0.0	0.0	0	0	0
06/01/2019 05:00	0.0	0.0	0.0	0.0	0.0	0	0	0
06/01/2019 06:00	0.0	0.0	0.0	0.0	0.0	0	0	0
06/01/2019 07:00	0.0	0.0	0.0	0.0	0.0	0	0	0
06/01/2019 08:00	0.0	0.0	0.0	0.0	0.0	0	0	0
06/01/2019 09:00	0.0	0.0	0.0	0.0	0.0	0	0	0
06/01/2019 10:00	0.0	0.0	0.0	0.0	0.0	0	0	0
06/01/2019 11:00	0.0	0.0	0.0	0.0	0.0	0	0	0
06/01/2019 12:00	0.0	0.0	0.0	0.0	0.0	0	0	0
06/01/2019 13:00	0.0	0.0	0.0	0.0	0.0	0	0	0
06/01/2019 14:00	0.0	0.0	0.0	0.0	0.0	0	0	0
06/01/2019 15:00	0.0	0.0	0.0	0.0	0.0	0	0	0
06/01/2019 16:00	0.0	0.0	0.0	0.0	0.0	0	0	0
06/01/2019 17:00	0.0	0.0	0.0	0.0	0.0	0	0	0
06/01/2019 18:00	0.0	0.0	0.0	0.0	0.0	0	0	0
06/01/2019 19:00	0.0	0.0	0.0	0.0	0.0	0	0	0
06/01/2019 20:00	0.0	0.0	0.0	0.0	0.0	0	0	0
06/01/2019 21:00	0.0	0.0	0.0	0.0	0.0	0	0	0
06/01/2019 22:00	0.0	0.0	0.0	0.0	0.0	0	0	0
06/01/2019 23:00	0.0	0.0	0.0	0.0	0.0	0	0	0
Average/Sum#:	0.0	0.0	0.0	0.0	0.0 #	0 #	0 #	0 #
Minimum:	0.0	0.0	0.0	0.0	0.0	0	0	0
Maximum:	0.0	0.0	0.0	0.0	0.0	0	0	0
%SI	100.00	100.00	100.00	100.00	100.00	0.00	0.00	0.00

# Daily Summary Report

CT2 - CO



From: 04/01/2019 00:00 To: 06/30/2019 23:59 Facility Name: COLUSA GENERATING STATION  
 Generated: 07/03/2019 08:42 Location: Maxwell, CA

Red = Invalid or Excluded Data | Green = Edited Status | Blue = Edited Value | \* = Excess Emission

Const. Value/Limit Tag:

	Unit CT2 CO, Ppm 1 Hour(s)	Unit CT2 O2, Dry, Pct 1 Hour(s)	Unit CT2 HI, MBtuPerHr 1 Hour(s)	> Limit Unit CT2 CO, _3Hr, Ppmvdc 1 Hour(s)	> Limit Unit CT2 CO, Lb 1 Hour(s)	Unit CT2 UnitOn, TF 1 Hour(s)	Unit CT2 NormalOp, TF 1 Hour(s)	Unit CT2 DBOn, TF 1 Hour(s)
06/02/2019 00:00	0.0	0.0	0.0	0.0	0.0	0	0	0
06/02/2019 01:00	0.0	0.0	0.0	0.0	0.0	0	0	0
06/02/2019 02:00	0.0	0.0	0.0	0.0	0.0	0	0	0
06/02/2019 03:00	0.0	0.0	0.0	0.0	0.0	0	0	0
06/02/2019 04:00	0.0	0.0	0.0	0.0	0.0	0	0	0
06/02/2019 05:00	0.0	0.0	0.0	0.0	0.0	0	0	0
06/02/2019 06:00	0.0	0.0	0.0	0.0	0.0	0	0	0
06/02/2019 07:00	0.0	0.0	0.0	0.0	0.0	0	0	0
06/02/2019 08:00	0.0	0.0	0.0	0.0	0.0	0	0	0
06/02/2019 09:00	0.0	0.0	0.0	0.0	0.0	0	0	0
06/02/2019 10:00	0.0	0.0	0.0	0.0	0.0	0	0	0
06/02/2019 11:00	0.0	0.0	0.0	0.0	0.0	0	0	0
06/02/2019 12:00	0.0	0.0	0.0	0.0	0.0	0	0	0
06/02/2019 13:00	0.0	0.0	0.0	0.0	0.0	0	0	0
06/02/2019 14:00	0.0	0.0	0.0	0.0	0.0	0	0	0
06/02/2019 15:00	0.0	0.0	0.0	0.0	0.0	0	0	0
06/02/2019 16:00	0.0	0.0	0.0	0.0	0.0	0	0	0
06/02/2019 17:00	0.0	0.0	0.0	0.0	0.0	0	0	0
06/02/2019 18:00	0.0	0.0	0.0	0.0	0.0	0	0	0
06/02/2019 19:00	0.0	0.0	0.0	0.0	0.0	0	0	0
06/02/2019 20:00	0.0	0.0	0.0	0.0	0.0	0	0	0
06/02/2019 21:00	0.0	0.0	0.0	0.0	0.0	0	0	0
06/02/2019 22:00	0.0	0.0	0.0	0.0	0.0	0	0	0
06/02/2019 23:00	0.0	0.0	0.0	0.0	0.0	0	0	0
Average/Sum#:	0.0	0.0	0.0	0.0	0.0 #	0 #	0 #	0 #
Minimum:	0.0	0.0	0.0	0.0	0.0	0	0	0
Maximum:	0.0	0.0	0.0	0.0	0.0	0	0	0
%SI	100.00	100.00	100.00	100.00	100.00	0.00	0.00	0.00



# Daily Summary Report

CT2 - CO



From: 04/01/2019 00:00 To: 06/30/2019 23:59 Facility Name: COLUSA GENERATING STATION  
 Generated: 07/03/2019 08:42 Location: Maxwell, CA

Red = Invalid or Excluded Data | Green = Edited Status | Blue = Edited Value | \* = Excess Emission

Const. Value/Limit Tag:

	Unit CT2 CO, Ppm 1 Hour(s)	Unit CT2 O2, Dry, Pct 1 Hour(s)	Unit CT2 HI, MBtuPerHr 1 Hour(s)	> Limit Unit CT2 CO, _3Hr, Ppmvdc 1 Hour(s)	> Limit Unit CT2 CO, Lb 1 Hour(s)	Unit CT2 UnitOn, TF 1 Hour(s)	Unit CT2 NormalOp, TF 1 Hour(s)	Unit CT2 DBOn, TF 1 Hour(s)
06/03/2019 00:00	0.0	0.0	0.0	0.0	0.0	0	0	0
06/03/2019 01:00	0.0	0.0	0.0	0.0	0.0	0	0	0
06/03/2019 02:00	0.0	0.0	0.0	0.0	0.0	0	0	0
06/03/2019 03:00	0.0	0.0	0.0	0.0	0.0	0	0	0
06/03/2019 04:00	0.0	0.0	0.0	0.0	0.0	0	0	0
06/03/2019 05:00	0.0	0.0	0.0	0.0	0.0	0	0	0
06/03/2019 06:00	0.0	0.0	0.0	0.0	0.0	0	0	0
06/03/2019 07:00	0.0	0.0	0.0	0.0	0.0	0	0	0
06/03/2019 08:00	0.0	0.0	0.0	0.0	0.0	0	0	0
06/03/2019 09:00	0.0	0.0	0.0	0.0	0.0	0	0	0
06/03/2019 10:00	0.0	0.0	0.0	0.0	0.0	0	0	0
06/03/2019 11:00	0.0	0.0	0.0	0.0	0.0	0	0	0
06/03/2019 12:00	0.0	0.0	0.0	0.0	0.0	0	0	0
06/03/2019 13:00	0.0	0.0	0.0	0.0	0.0	0	0	0
06/03/2019 14:00	0.0	0.0	0.0	0.0	0.0	0	0	0
06/03/2019 15:00	0.0	0.0	0.0	0.0	0.0	0	0	0
06/03/2019 16:00	0.0	0.0	0.0	0.0	0.0	0	0	0
06/03/2019 17:00	0.0	0.0	0.0	0.0	0.0	0	0	0
06/03/2019 18:00	0.0	0.0	0.0	0.0	0.0	0	0	0
06/03/2019 19:00	0.0	0.0	0.0	0.0	0.0	0	0	0
06/03/2019 20:00	0.0	0.0	0.0	0.0	0.0	0	0	0
06/03/2019 21:00	0.0	0.0	0.0	0.0	0.0	0	0	0
06/03/2019 22:00	0.0	0.0	0.0	0.0	0.0	0	0	0
06/03/2019 23:00	0.0	0.0	0.0	0.0	0.0	0	0	0
Average/Sum#:	0.0	0.0	0.0	0.0	0.0 #	0 #	0 #	0 #
Minimum:	0.0	0.0	0.0	0.0	0.0	0	0	0
Maximum:	0.0	0.0	0.0	0.0	0.0	0	0	0
%SI	100.00	100.00	100.00	100.00	100.00	0.00	0.00	0.00

# Daily Summary Report

CT2 - CO



From: 04/01/2019 00:00 To: 06/30/2019 23:59 Facility Name: COLUSA GENERATING STATION  
 Generated: 07/03/2019 08:42 Location: Maxwell, CA

Red = Invalid or Excluded Data | Green = Edited Status | Blue = Edited Value | \* = Excess Emission

Const. Value/Limit Tag:

	Unit CT2 CO, Ppm 1 Hour(s)	Unit CT2 O2, Dry, Pct 1 Hour(s)	Unit CT2 HI, MBtuPerHr 1 Hour(s)	> Limit Unit CT2 CO, _3Hr, Ppmvdc 1 Hour(s)	> Limit Unit CT2 CO, Lb 1 Hour(s)	Unit CT2 UnitOn, TF 1 Hour(s)	Unit CT2 NormalOp, TF 1 Hour(s)	Unit CT2 DBOn, TF 1 Hour(s)
06/04/2019 00:00	0.0	0.0	0.0	0.0	0.0	0	0	0
06/04/2019 01:00	0.0	0.0	0.0	0.0	0.0	0	0	0
06/04/2019 02:00	0.0	0.0	0.0	0.0	0.0	0	0	0
06/04/2019 03:00	0.0	0.0	0.0	0.0	0.0	0	0	0
06/04/2019 04:00	0.0	0.0	0.0	0.0	0.0	0	0	0
06/04/2019 05:00	0.0	0.0	0.0	0.0	0.0	0	0	0
06/04/2019 06:00	0.0	0.0	0.0	0.0	0.0	0	0	0
06/04/2019 07:00	0.0	0.0	0.0	0.0	0.0	0	0	0
06/04/2019 08:00	0.0	0.0	0.0	0.0	0.0	0	0	0
06/04/2019 09:00	0.0	0.0	0.0	0.0	0.0	0	0	0
06/04/2019 10:00	0.0	0.0	0.0	0.0	0.0	0	0	0
06/04/2019 11:00	0.0	0.0	0.0	0.0	0.0	0	0	0
06/04/2019 12:00	0.0	0.0	0.0	0.0	0.0	0	0	0
06/04/2019 13:00	0.0	0.0	0.0	0.0	0.0	0	0	0
06/04/2019 14:00	0.0	0.0	0.0	0.0	0.0	0	0	0
06/04/2019 15:00	0.0	0.0	0.0	0.0	0.0	0	0	0
06/04/2019 16:00	0.0	0.0	0.0	0.0	0.0	0	0	0
06/04/2019 17:00	0.0	0.0	0.0	0.0	0.0	0	0	0
06/04/2019 18:00	0.0	0.0	0.0	0.0	0.0	0	0	0
06/04/2019 19:00	0.0	0.0	0.0	0.0	0.0	0	0	0
06/04/2019 20:00	0.0	0.0	0.0	0.0	0.0	0	0	0
06/04/2019 21:00	0.0	0.0	0.0	0.0	0.0	0	0	0
06/04/2019 22:00	0.0	0.0	0.0	0.0	0.0	0	0	0
06/04/2019 23:00	0.0	0.0	0.0	0.0	0.0	0	0	0
Average/Sum#:	0.0	0.0	0.0	0.0	0.0 #	0 #	0 #	0 #
Minimum:	0.0	0.0	0.0	0.0	0.0	0	0	0
Maximum:	0.0	0.0	0.0	0.0	0.0	0	0	0
%SI	100.00	100.00	100.00	100.00	100.00	0.00	0.00	0.00

# Daily Summary Report

CT2 - CO



From: 04/01/2019 00:00 To: 06/30/2019 23:59 Facility Name: COLUSA GENERATING STATION  
 Generated: 07/03/2019 08:42 Location: Maxwell, CA

Red = Invalid or Excluded Data | Green = Edited Status | Blue = Edited Value | \* = Excess Emission

Const. Value/Limit Tag:

	Unit CT2 CO, Ppm 1 Hour(s)	Unit CT2 O2, Dry, Pct 1 Hour(s)	Unit CT2 HI, MBtuPerHr 1 Hour(s)	> Limit Unit CT2 CO, _3Hr, Ppmvdc 1 Hour(s)	> Limit Unit CT2 CO, Lb 1 Hour(s)	Unit CT2 UnitOn, TF 1 Hour(s)	Unit CT2 NormalOp, TF 1 Hour(s)	Unit CT2 DBOn, TF 1 Hour(s)
06/05/2019 00:00	0.0	0.0	0.0	0.0	0.0	0	0	0
06/05/2019 01:00	0.0	0.0	0.0	0.0	0.0	0	0	0
06/05/2019 02:00	0.0	0.0	0.0	0.0	0.0	0	0	0
06/05/2019 03:00	0.0	0.0	0.0	0.0	0.0	0	0	0
06/05/2019 04:00	0.0	0.0	0.0	0.0	0.0	0	0	0
06/05/2019 05:00	0.0	0.0	0.0	0.0	0.0	0	0	0
06/05/2019 06:00	0.0	0.0	0.0	0.0	0.0	0	0	0
06/05/2019 07:00	0.0	0.0	0.0	0.0	0.0	0	0	0
06/05/2019 08:00	80.9	17.6	437.9	0.0	85.1	1	0	0
06/05/2019 09:00	8.8	17.1	515.4	0.0	15.8	1	0	0
06/05/2019 10:00	25.0	16.4	640.2	0.0	47.0	1	0	0
06/05/2019 11:00	42.9	16.7	707.5	0.0	95.4	1	0	0
06/05/2019 12:00	0.2	14.0	1,376.6	0.0	0.5	1	0	0
06/05/2019 13:00	0.0	14.0	1,367.7	0.0	0.0	1	1	0
06/05/2019 14:00	0.1	13.9	1,522.3	0.0	0.3	1	1	0
06/05/2019 15:00	0.1	13.9	1,479.0	0.1	0.3	1	1	0
06/05/2019 16:00	0.1	13.8	1,654.8	0.1	0.3	1	1	0
06/05/2019 17:00	0.1	13.8	1,674.3	0.1	0.3	1	1	0
06/05/2019 18:00	0.1	13.8	1,671.0	0.1	0.3	1	1	0
06/05/2019 19:00	0.1	13.8	1,679.0	0.1	0.3	1	1	0
06/05/2019 20:00	0.1	13.8	1,655.2	0.1	0.3	1	1	0
06/05/2019 21:00	9.8	15.7	606.2	0.0	3.5	1	0	0
06/05/2019 22:00	0.0	0.0	0.0	0.0	0.0	0	0	0
06/05/2019 23:00	0.0	0.0	0.0	0.0	0.0	0	0	0
<b>Average/Sum#:</b>	12.0	14.9	1,213.4	0.1	249.4 #	14 #	8 #	0 #
<b>Minimum:</b>	0.0	13.8	437.9	0.1	0.0	0	0	0
<b>Maximum:</b>	80.9	17.6	1,679.0	0.1	95.4	1	1	0
<b>%SI</b>	41.67	41.67	41.67	75.00	41.67	0.00	0.00	0.00

# Daily Summary Report

CT2 - CO



From: 04/01/2019 00:00 To: 06/30/2019 23:59 Facility Name: COLUSA GENERATING STATION  
 Generated: 07/03/2019 08:42 Location: Maxwell, CA

Red = Invalid or Excluded Data | Green = Edited Status | Blue = Edited Value | \* = Excess Emission

Const. Value/Limit Tag:

	Unit CT2 CO, Ppm 1 Hour(s)	Unit CT2 O2, Dry, Pct 1 Hour(s)	Unit CT2 HI, MBtuPerHr 1 Hour(s)	> Limit Unit CT2 CO, _3Hr, Ppmvdc 1 Hour(s)	> Limit Unit CT2 CO, Lb 1 Hour(s)	Unit CT2 UnitOn, TF 1 Hour(s)	Unit CT2 NormalOp, TF 1 Hour(s)	Unit CT2 DBOn, TF 1 Hour(s)
06/06/2019 00:00	0.0	0.0	0.0	0.0	0.0	0	0	0
06/06/2019 01:00	0.0	0.0	0.0	0.0	0.0	0	0	0
06/06/2019 02:00	0.0	0.0	0.0	0.0	0.0	0	0	0
06/06/2019 03:00	0.0	0.0	0.0	0.0	0.0	0	0	0
06/06/2019 04:00	0.0	0.0	0.0	0.0	0.0	0	0	0
06/06/2019 05:00	0.0	0.0	0.0	0.0	0.0	0	0	0
06/06/2019 06:00	0.0	0.0	0.0	0.0	0.0	0	0	0
06/06/2019 07:00	0.0	0.0	0.0	0.0	0.0	0	0	0
06/06/2019 08:00	0.0	0.0	0.0	0.0	0.0	0	0	0
06/06/2019 09:00	0.0	0.0	0.0	0.0	0.0	0	0	0
06/06/2019 10:00	0.0	0.0	0.0	0.0	0.0	0	0	0
06/06/2019 11:00	0.0	0.0	0.0	0.0	0.0	0	0	0
06/06/2019 12:00	0.0	0.0	0.0	0.0	0.0	0	0	0
06/06/2019 13:00	0.0	0.0	0.0	0.0	0.0	0	0	0
06/06/2019 14:00	0.0	0.0	0.0	0.0	0.0	0	0	0
06/06/2019 15:00	0.0	0.0	0.0	0.0	0.0	0	0	0
06/06/2019 16:00	0.0	0.0	0.0	0.0	0.0	0	0	0
06/06/2019 17:00	0.0	0.0	0.0	0.0	0.0	0	0	0
06/06/2019 18:00	0.0	0.0	0.0	0.0	0.0	0	0	0
06/06/2019 19:00	0.0	0.0	0.0	0.0	0.0	0	0	0
06/06/2019 20:00	0.0	0.0	0.0	0.0	0.0	0	0	0
06/06/2019 21:00	0.0	0.0	0.0	0.0	0.0	0	0	0
06/06/2019 22:00	0.0	0.0	0.0	0.0	0.0	0	0	0
06/06/2019 23:00	0.0	0.0	0.0	0.0	0.0	0	0	0
Average/Sum#:	0.0	0.0	0.0	0.0	0.0 #	0 #	0 #	0 #
Minimum:	0.0	0.0	0.0	0.0	0.0	0	0	0
Maximum:	0.0	0.0	0.0	0.0	0.0	0	0	0
%SI	100.00	100.00	100.00	100.00	100.00	0.00	0.00	0.00

# Daily Summary Report

CT2 - CO



From: 04/01/2019 00:00 To: 06/30/2019 23:59 Facility Name: COLUSA GENERATING STATION  
 Generated: 07/03/2019 08:42 Location: Maxwell, CA

Red = Invalid or Excluded Data | Green = Edited Status | Blue = Edited Value | \* = Excess Emission

Const. Value/Limit Tag:

	Unit CT2 CO, Ppm 1 Hour(s)	Unit CT2 O2, Dry, Pct 1 Hour(s)	Unit CT2 HI, MBtuPerHr 1 Hour(s)	> Limit Unit CT2 CO, _3Hr, Ppmvdc 1 Hour(s)	> Limit Unit CT2 CO, Lb 1 Hour(s)	Unit CT2 UnitOn, TF 1 Hour(s)	Unit CT2 NormalOp, TF 1 Hour(s)	Unit CT2 DBOn, TF 1 Hour(s)
06/07/2019 00:00	0.0	0.0	0.0	0.0	0.0	0	0	0
06/07/2019 01:00	0.0	0.0	0.0	0.0	0.0	0	0	0
06/07/2019 02:00	0.0	0.0	0.0	0.0	0.0	0	0	0
06/07/2019 03:00	0.0	0.0	0.0	0.0	0.0	0	0	0
06/07/2019 04:00	0.0	0.0	0.0	0.0	0.0	0	0	0
06/07/2019 05:00	0.0	0.0	0.0	0.0	0.0	0	0	0
06/07/2019 06:00	0.0	0.0	0.0	0.0	0.0	0	0	0
06/07/2019 07:00	0.0	0.0	0.0	0.0	0.0	0	0	0
06/07/2019 08:00	0.0	0.0	0.0	0.0	0.0	0	0	0
06/07/2019 09:00	0.0	0.0	0.0	0.0	0.0	0	0	0
06/07/2019 10:00	0.0	0.0	0.0	0.0	0.0	0	0	0
06/07/2019 11:00	0.0	0.0	0.0	0.0	0.0	0	0	0
06/07/2019 12:00	0.0	0.0	0.0	0.0	0.0	0	0	0
06/07/2019 13:00	0.0	0.0	0.0	0.0	0.0	0	0	0
06/07/2019 14:00	0.0	0.0	0.0	0.0	0.0	0	0	0
06/07/2019 15:00	0.0	0.0	0.0	0.0	0.0	0	0	0
06/07/2019 16:00	0.0	0.0	0.0	0.0	0.0	0	0	0
06/07/2019 17:00	0.0	0.0	0.0	0.0	0.0	0	0	0
06/07/2019 18:00	0.0	0.0	0.0	0.0	0.0	0	0	0
06/07/2019 19:00	0.0	0.0	0.0	0.0	0.0	0	0	0
06/07/2019 20:00	0.0	0.0	0.0	0.0	0.0	0	0	0
06/07/2019 21:00	0.0	0.0	0.0	0.0	0.0	0	0	0
06/07/2019 22:00	0.0	0.0	0.0	0.0	0.0	0	0	0
06/07/2019 23:00	0.0	0.0	0.0	0.0	0.0	0	0	0
Average/Sum#:	0.0	0.0	0.0	0.0	0.0 #	0 #	0 #	0 #
Minimum:	0.0	0.0	0.0	0.0	0.0	0	0	0
Maximum:	0.0	0.0	0.0	0.0	0.0	0	0	0
%SI	100.00	100.00	100.00	100.00	100.00	0.00	0.00	0.00

# Daily Summary Report

CT2 - CO



From: 04/01/2019 00:00 To: 06/30/2019 23:59 Facility Name: COLUSA GENERATING STATION  
 Generated: 07/03/2019 08:42 Location: Maxwell, CA

Red = Invalid or Excluded Data | Green = Edited Status | Blue = Edited Value | \* = Excess Emission

Const. Value/Limit Tag:

	Unit CT2 CO, Ppm 1 Hour(s)	Unit CT2 O2, Dry, Pct 1 Hour(s)	Unit CT2 HI, MBtuPerHr 1 Hour(s)	> Limit Unit CT2 CO, _3Hr, Ppmvdc 1 Hour(s)	> Limit Unit CT2 CO, Lb 1 Hour(s)	Unit CT2 UnitOn, TF 1 Hour(s)	Unit CT2 NormalOp, TF 1 Hour(s)	Unit CT2 DBOn, TF 1 Hour(s)
06/08/2019 00:00	0.0	0.0	0.0	0.0	0.0	0	0	0
06/08/2019 01:00	0.0	0.0	0.0	0.0	0.0	0	0	0
06/08/2019 02:00	0.0	0.0	0.0	0.0	0.0	0	0	0
06/08/2019 03:00	0.0	0.0	0.0	0.0	0.0	0	0	0
06/08/2019 04:00	0.0	0.0	0.0	0.0	0.0	0	0	0
06/08/2019 05:00	0.0	0.0	0.0	0.0	0.0	0	0	0
06/08/2019 06:00	0.0	0.0	0.0	0.0	0.0	0	0	0
06/08/2019 07:00	0.0	0.0	0.0	0.0	0.0	0	0	0
06/08/2019 08:00	0.0	0.0	0.0	0.0	0.0	0	0	0
06/08/2019 09:00	0.0	0.0	0.0	0.0	0.0	0	0	0
06/08/2019 10:00	0.0	0.0	0.0	0.0	0.0	0	0	0
06/08/2019 11:00	0.0	0.0	0.0	0.0	0.0	0	0	0
06/08/2019 12:00	0.0	0.0	0.0	0.0	0.0	0	0	0
06/08/2019 13:00	42.4	17.5	464.5	0.0	61.2	1	0	0
06/08/2019 14:00	7.1	17.1	514.1	0.0	12.7	1	0	0
06/08/2019 15:00	7.6	15.0	1,040.0	0.0	17.7	1	0	0
06/08/2019 16:00	0.0	14.0	1,375.5	0.0	0.0	1	1	0
06/08/2019 17:00	0.4	13.3	1,887.6	0.0	1.3	1	1	1
06/08/2019 18:00	0.4	12.1	2,152.5	0.2	1.3	1	1	1
06/08/2019 19:00	0.4	12.6	2,035.5	0.3	1.3	1	1	1
06/08/2019 20:00	0.4	12.9	1,952.7	0.3	1.3	1	1	1
06/08/2019 21:00	0.1	14.0	1,366.6	0.2	0.3	1	1	0
06/08/2019 22:00	9.2	16.3	431.4	0.0	2.3	1	0	0
06/08/2019 23:00	0.0	0.0	0.0	0.0	0.0	0	0	0
<b>Average/Sum#:</b>	6.8	14.5	1,322.0	0.3	99.4 #	10 #	6 #	4 #
<b>Minimum:</b>	0.0	12.1	431.4	0.2	0.0	0	0	0
<b>Maximum:</b>	42.4	17.5	2,152.5	0.3	61.2	1	1	1
<b>%SI</b>	58.33	58.33	58.33	83.33	58.33	0.00	0.00	0.00

# Daily Summary Report

CT2 - CO



From: 04/01/2019 00:00 To: 06/30/2019 23:59 Facility Name: COLUSA GENERATING STATION  
 Generated: 07/03/2019 08:42 Location: Maxwell, CA

Red = Invalid or Excluded Data | Green = Edited Status | Blue = Edited Value | \* = Excess Emission

Const. Value/Limit Tag:

	Unit CT2 CO, Ppm 1 Hour(s)	Unit CT2 O2, Dry, Pct 1 Hour(s)	Unit CT2 HI, MBtuPerHr 1 Hour(s)	> Limit Unit CT2 CO, _3Hr, Ppmvdc 1 Hour(s)	> Limit Unit CT2 CO, Lb 1 Hour(s)	Unit CT2 UnitOn, TF 1 Hour(s)	Unit CT2 NormalOp, TF 1 Hour(s)	Unit CT2 DBOn, TF 1 Hour(s)
06/09/2019 00:00	0.0	0.0	0.0	0.0	0.0	0	0	0
06/09/2019 01:00	0.0	0.0	0.0	0.0	0.0	0	0	0
06/09/2019 02:00	0.0	0.0	0.0	0.0	0.0	0	0	0
06/09/2019 03:00	0.0	0.0	0.0	0.0	0.0	0	0	0
06/09/2019 04:00	0.0	0.0	0.0	0.0	0.0	0	0	0
06/09/2019 05:00	0.0	0.0	0.0	0.0	0.0	0	0	0
06/09/2019 06:00	0.0	0.0	0.0	0.0	0.0	0	0	0
06/09/2019 07:00	0.0	0.0	0.0	0.0	0.0	0	0	0
06/09/2019 08:00	0.0	0.0	0.0	0.0	0.0	0	0	0
06/09/2019 09:00	0.0	0.0	0.0	0.0	0.0	0	0	0
06/09/2019 10:00	13.8	17.6	452.0	0.0	18.0	1	0	0
06/09/2019 11:00	7.8	17.1	529.3	0.0	14.3	1	0	0
06/09/2019 12:00	7.7	14.6	1,142.5	0.0	18.4	1	0	0
06/09/2019 13:00	0.0	14.1	1,394.6	0.0	0.0	1	1	0
06/09/2019 14:00	0.1	14.0	1,398.8	0.0	0.3	1	1	0
06/09/2019 15:00	0.1	14.0	1,589.9	0.1	0.3	1	1	0
06/09/2019 16:00	0.1	13.8	1,638.5	0.1	0.3	1	1	0
06/09/2019 17:00	0.2	13.8	1,702.9	0.1	0.6	1	1	0
06/09/2019 18:00	0.4	13.2	1,790.2	0.2	1.2	1	1	1
06/09/2019 19:00	0.3	12.5	2,004.0	0.2	0.9	1	1	1
06/09/2019 20:00	0.2	11.8	2,185.9	0.2	0.6	1	1	1
06/09/2019 21:00	0.2	11.8	2,181.5	0.1	0.6	1	1	1
06/09/2019 22:00	0.3	12.2	2,090.3	0.1	1.0	1	1	1
06/09/2019 23:00	0.1	13.6	1,724.4	0.1	0.3	1	1	1
<b>Average/Sum#:</b>	2.2	13.9	1,558.9	0.1	56.8 #	14 #	11 #	6 #
<b>Minimum:</b>	0.0	11.8	452.0	0.1	0.0	0	0	0
<b>Maximum:</b>	13.8	17.6	2,185.9	0.2	18.4	1	1	1
<b>%SI</b>	41.67	41.67	41.67	62.50	41.67	0.00	0.00	0.00

# Daily Summary Report

CT2 - CO



From: 04/01/2019 00:00 To: 06/30/2019 23:59 Facility Name: COLUSA GENERATING STATION  
 Generated: 07/03/2019 08:42 Location: Maxwell, CA

Red = Invalid or Excluded Data | Green = Edited Status | Blue = Edited Value | \* = Excess Emission

Const. Value/Limit Tag:

	Unit CT2 CO, Ppm 1 Hour(s)	Unit CT2 O2, Dry, Pct 1 Hour(s)	Unit CT2 HI, MBtuPerHr 1 Hour(s)	> Limit Unit CT2 CO, _3Hr, Ppmvdc 1 Hour(s)	> Limit Unit CT2 CO, Lb 1 Hour(s)	Unit CT2 UnitOn, TF 1 Hour(s)	Unit CT2 NormalOp, TF 1 Hour(s)	Unit CT2 DBOn, TF 1 Hour(s)
06/10/2019 00:00	5.2	15.0	979.5	0.0	4.9	1	0	0
06/10/2019 01:00	0.0	0.0	0.0	0.0	0.0	0	0	0
06/10/2019 02:00	0.0	0.0	0.0	0.0	0.0	0	0	0
06/10/2019 03:00	0.0	0.0	0.0	0.0	0.0	0	0	0
06/10/2019 04:00	0.0	0.0	0.0	0.0	0.0	0	0	0
06/10/2019 05:00	0.0	0.0	0.0	0.0	0.0	0	0	0
06/10/2019 06:00	0.0	0.0	0.0	0.0	0.0	0	0	0
06/10/2019 07:00	19.8	16.0	737.9	0.0	38.2	1	0	0
06/10/2019 08:00	0.1	13.9	1,400.0	0.0	0.3	1	1	0
06/10/2019 09:00	0.1	14.0	1,399.9	0.0	0.3	1	1	0
06/10/2019 10:00	0.1	13.9	1,551.4	0.1	0.3	1	1	0
06/10/2019 11:00	0.1	14.0	1,461.2	0.1	0.3	1	1	0
06/10/2019 12:00	0.3	13.9	1,634.8	0.2	0.9	1	1	0
06/10/2019 13:00	0.4	13.7	1,683.6	0.2	1.2	1	1	0
06/10/2019 14:00	0.3	13.4	1,755.7	0.3	0.9	1	1	1
06/10/2019 15:00	0.5	12.0	2,102.7	0.3	1.6	1	1	1
06/10/2019 16:00	0.5	12.1	2,060.3	0.3	1.5	1	1	1
06/10/2019 17:00	0.5	12.1	2,061.9	0.3	1.5	1	1	1
06/10/2019 18:00	0.5	12.2	2,058.8	0.3	1.6	1	1	1
06/10/2019 19:00	0.5	12.5	1,995.3	0.3	1.6	1	1	1
06/10/2019 20:00	0.4	12.3	2,025.5	0.3	1.2	1	1	1
06/10/2019 21:00	0.3	11.9	2,127.7	0.3	0.9	1	1	1
06/10/2019 22:00	0.2	11.8	2,147.0	0.2	0.6	1	1	1
06/10/2019 23:00	0.2	11.9	2,132.0	0.1	0.6	1	1	1
<b>Average/Sum#:</b>	1.7	13.1	1,739.7	0.2	58.4 #	18 #	16 #	10 #
<b>Minimum:</b>	0.1	11.8	737.9	0.1	0.3	0	0	0
<b>Maximum:</b>	19.8	16.0	2,147.0	0.3	38.2	1	1	1
<b>%SI</b>	25.00	25.00	25.00	41.67	25.00	0.00	0.00	0.00



# Daily Summary Report

CT2 - CO



From: 04/01/2019 00:00 To: 06/30/2019 23:59 Facility Name: COLUSA GENERATING STATION  
 Generated: 07/03/2019 08:42 Location: Maxwell, CA

Red = Invalid or Excluded Data | Green = Edited Status | Blue = Edited Value | \* = Excess Emission

Const. Value/Limit Tag:

	Unit CT2	Unit CT2	Unit CT2	> Limit	> Limit	Unit CT2	Unit CT2	Unit CT2
	CO, Ppm	O2, Dry, Pct	HI, MBtuPerHr	CO, _3Hr, Ppmvdc	CO, Lb	UnitOn, TF	NormalOp, TF	DBOn, TF
	1 Hour(s)	1 Hour(s)	1 Hour(s)	1 Hour(s)	1 Hour(s)	1 Hour(s)	1 Hour(s)	1 Hour(s)
06/11/2019 00:00	0.2	11.9	2,161.0	0.1	0.6	1	1	1
06/11/2019 01:00	0.1	13.5	1,635.9	0.1	0.3	1	1	1
06/11/2019 02:00	0.1	13.9	1,376.9	0.1	0.3	1	1	0
06/11/2019 03:00	0.1	13.9	1,562.0	0.1	0.3	1	1	0
06/11/2019 04:00	0.1	14.0	1,470.2	0.1	0.3	1	1	0
06/11/2019 05:00	0.1	14.0	1,382.9	0.1	0.3	1	1	0
06/11/2019 06:00	0.2	13.9	1,671.1	0.1	0.6	1	1	0
06/11/2019 07:00	0.1	13.9	1,582.5	0.1	0.3	1	1	0
06/11/2019 08:00	0.1	13.9	1,485.3	0.1	0.3	1	1	0
06/11/2019 09:00	0.1	14.0	1,372.9	0.1	0.3	1	1	0
06/11/2019 10:00	0.2	13.7	1,667.1	0.1	0.6	1	1	0
06/11/2019 11:00	0.3	13.4	1,757.3	0.2	0.9	1	1	1
06/11/2019 12:00	0.4	12.4	2,008.4	0.2	1.2	1	1	1
06/11/2019 13:00	6.4	14.4	1,027.0	0.0	5.8	1	0	1
06/11/2019 14:00	0.0	0.0	0.0	0.0	0.0	0	0	0
06/11/2019 15:00	8.8	17.8	416.2	0.0	4.7	1	0	0
06/11/2019 16:00	9.7	14.6	1,100.5	0.0	22.4	1	0	0
06/11/2019 17:00	0.1	13.8	1,575.4	0.0	0.3	1	1	0
06/11/2019 18:00	0.1	13.9	1,457.5	0.0	0.3	1	1	0
06/11/2019 19:00	0.2	13.7	1,647.0	0.1	0.6	1	1	1
06/11/2019 20:00	0.4	12.8	1,886.5	0.2	1.2	1	1	1
06/11/2019 21:00	0.3	12.3	2,031.8	0.2	0.9	1	1	1
06/11/2019 22:00	0.2	12.0	2,100.1	0.2	0.6	1	1	1
06/11/2019 23:00	0.2	11.9	2,126.6	0.1	0.6	1	1	1
<b>Average/Sum#:</b>	1.2	13.6	1,587.0	0.1	43.7 #	23 #	20 #	10 #
<b>Minimum:</b>	0.1	11.9	416.2	0.1	0.3	0	0	0
<b>Maximum:</b>	9.7	17.8	2,161.0	0.2	22.4	1	1	1
<b>%SI</b>	4.17	4.17	4.17	25.00	4.17	0.00	0.00	0.00

# Daily Summary Report

CT2 - CO



From: 04/01/2019 00:00 To: 06/30/2019 23:59 Facility Name: COLUSA GENERATING STATION  
 Generated: 07/03/2019 08:42 Location: Maxwell, CA

Red = Invalid or Excluded Data | Green = Edited Status | Blue = Edited Value | \* = Excess Emission

Const. Value/Limit Tag:

	Unit CT2	Unit CT2	Unit CT2	> Limit Unit CT2	> Limit Unit CT2	Unit CT2	Unit CT2	Unit CT2
	CO, Ppm	O2, Dry, Pct	HI, MBtuPerHr	CO, _3Hr, Ppmvdc	CO, Lb	UnitOn, TF	NormalOp, TF	DBOn, TF
	1 Hour(s)	1 Hour(s)	1 Hour(s)	1 Hour(s)	1 Hour(s)	1 Hour(s)	1 Hour(s)	1 Hour(s)
06/12/2019 00:00	0.1	13.5	1,521.0	0.1	0.3	1	1	1
06/12/2019 01:00	0.1	14.0	1,291.9	0.1	0.2	1	1	0
06/12/2019 02:00	0.1	13.9	1,280.9	0.1	0.2	1	1	0
06/12/2019 03:00	0.1	14.0	1,280.4	0.1	0.2	1	1	0
06/12/2019 04:00	0.1	14.0	1,294.5	0.1	0.2	1	1	0
06/12/2019 05:00	0.1	14.0	1,327.9	0.1	0.3	1	1	0
06/12/2019 06:00	0.2	13.9	1,429.4	0.1	0.5	1	1	0
06/12/2019 07:00	0.2	13.8	1,531.4	0.2	0.6	1	1	0
06/12/2019 08:00	0.2	13.9	1,361.6	0.2	0.5	1	1	0
06/12/2019 09:00	0.2	13.9	1,340.1	0.2	0.5	1	1	0
06/12/2019 10:00	0.2	13.9	1,456.0	0.2	0.5	1	1	0
06/12/2019 11:00	0.4	13.3	1,737.9	0.2	1.2	1	1	1
06/12/2019 12:00	0.4	12.3	2,018.2	0.3	1.2	1	1	1
06/12/2019 13:00	0.2	11.7	2,131.0	0.2	0.6	1	1	1
06/12/2019 14:00	0.2	11.8	2,110.4	0.2	0.6	1	1	1
06/12/2019 15:00	0.2	11.9	2,084.6	0.1	0.6	1	1	1
06/12/2019 16:00	0.2	11.6	2,131.3	0.1	0.6	1	1	1
06/12/2019 17:00	0.2	11.6	2,138.1	0.1	0.6	1	1	1
06/12/2019 18:00	0.2	11.8	2,077.7	0.1	0.6	1	1	1
06/12/2019 19:00	0.2	11.9	2,066.9	0.1	0.6	1	1	1
06/12/2019 20:00	0.2	11.6	2,131.8	0.1	0.6	1	1	1
06/12/2019 21:00	0.2	11.8	2,123.9	0.1	0.6	1	1	1
06/12/2019 22:00	0.2	11.9	2,121.1	0.1	0.6	1	1	1
06/12/2019 23:00	2.2	14.0	1,232.9	0.0	4.1	1	0	1
Average/Sum#:	0.3	12.9	1,717.5	0.1	16.5 #	24 #	23 #	14 #
Minimum:	0.1	11.6	1,232.9	0.1	0.2	1	0	0
Maximum:	2.2	14.0	2,138.1	0.3	4.1	1	1	1
%SI	0.00	0.00	0.00	4.17	0.00	0.00	0.00	0.00

# Daily Summary Report

CT2 - CO



From: 04/01/2019 00:00 To: 06/30/2019 23:59 Facility Name: COLUSA GENERATING STATION  
 Generated: 07/03/2019 08:42 Location: Maxwell, CA

Red = Invalid or Excluded Data | Green = Edited Status | Blue = Edited Value | \* = Excess Emission

Const. Value/Limit Tag:

	Unit CT2 CO, Ppm 1 Hour(s)	Unit CT2 O2, Dry, Pct 1 Hour(s)	Unit CT2 HI, MBtuPerHr 1 Hour(s)	> Limit Unit CT2 CO, _3Hr, Ppmvdc 1 Hour(s)	> Limit Unit CT2 CO, Lb 1 Hour(s)	Unit CT2 UnitOn, TF 1 Hour(s)	Unit CT2 NormalOp, TF 1 Hour(s)	Unit CT2 DBOn, TF 1 Hour(s)
06/13/2019 00:00	0.0	0.0	0.0	0.0	0.0	0	0	0
06/13/2019 01:00	0.0	0.0	0.0	0.0	0.0	0	0	0
06/13/2019 02:00	0.0	0.0	0.0	0.0	0.0	0	0	0
06/13/2019 03:00	0.0	0.0	0.0	0.0	0.0	0	0	0
06/13/2019 04:00	0.0	0.0	0.0	0.0	0.0	0	0	0
06/13/2019 05:00	0.0	0.0	0.0	0.0	0.0	0	0	0
06/13/2019 06:00	0.0	0.0	0.0	0.0	0.0	0	0	0
06/13/2019 07:00	13.7	18.0	381.0	0.0	7.9	1	0	0
06/13/2019 08:00	14.8	15.7	835.7	0.0	31.4	1	0	0
06/13/2019 09:00	0.1	13.9	1,392.1	0.0	0.3	1	1	0
06/13/2019 10:00	0.1	13.9	1,385.4	0.0	0.3	1	1	0
06/13/2019 11:00	0.1	13.9	1,367.4	0.1	0.3	1	1	0
06/13/2019 12:00	0.2	13.8	1,529.2	0.1	0.6	1	1	0
06/13/2019 13:00	0.2	13.8	1,486.9	0.2	0.6	1	1	0
06/13/2019 14:00	0.1	14.0	1,304.1	0.2	0.2	1	1	0
06/13/2019 15:00	0.1	14.0	1,366.2	0.1	0.3	1	1	0
06/13/2019 16:00	0.1	14.0	1,372.9	0.1	0.3	1	1	0
06/13/2019 17:00	0.1	13.9	1,477.5	0.1	0.3	1	1	0
06/13/2019 18:00	0.4	12.9	1,854.4	0.2	1.2	1	1	1
06/13/2019 19:00	0.3	12.0	2,034.8	0.2	0.9	1	1	1
06/13/2019 20:00	0.2	11.9	2,073.4	0.2	0.6	1	1	1
06/13/2019 21:00	2.3	13.8	1,266.6	0.0	5.4	1	0	1
06/13/2019 22:00	11.9	19.4	0.2	0.0	0.0	1	0	0
06/13/2019 23:00	0.0	0.0	0.0	0.0	0.0	0	0	0
<b>Average/Sum#:</b>	2.8	14.3	1,320.5	0.2	50.6 #	16 #	12 #	4 #
<b>Minimum:</b>	0.1	11.9	0.2	0.1	0.0	0	0	0
<b>Maximum:</b>	14.8	19.4	2,073.4	0.2	31.4	1	1	1
<b>%SI</b>	33.33	33.33	33.33	58.33	33.33	0.00	0.00	0.00

# Daily Summary Report

CT2 - CO



From: 04/01/2019 00:00 To: 06/30/2019 23:59 Facility Name: COLUSA GENERATING STATION  
 Generated: 07/03/2019 08:42 Location: Maxwell, CA

Red = Invalid or Excluded Data | Green = Edited Status | Blue = Edited Value | \* = Excess Emission

Const. Value/Limit Tag:

	Unit CT2 CO, Ppm 1 Hour(s)	Unit CT2 O2, Dry, Pct 1 Hour(s)	Unit CT2 HI, MBtuPerHr 1 Hour(s)	> Limit Unit CT2 CO, _3Hr, Ppmvdc 1 Hour(s)	> Limit Unit CT2 CO, Lb 1 Hour(s)	Unit CT2 UnitOn, TF 1 Hour(s)	Unit CT2 NormalOp, TF 1 Hour(s)	Unit CT2 DBOn, TF 1 Hour(s)
06/14/2019 00:00	0.0	0.0	0.0	0.0	0.0	0	0	0
06/14/2019 01:00	0.0	0.0	0.0	0.0	0.0	0	0	0
06/14/2019 02:00	0.0	0.0	0.0	0.0	0.0	0	0	0
06/14/2019 03:00	0.0	0.0	0.0	0.0	0.0	0	0	0
06/14/2019 04:00	0.0	0.0	0.0	0.0	0.0	0	0	0
06/14/2019 05:00	0.0	0.0	0.0	0.0	0.0	0	0	0
06/14/2019 06:00	0.0	0.0	0.0	0.0	0.0	0	0	0
06/14/2019 07:00	0.0	0.0	0.0	0.0	0.0	0	0	0
06/14/2019 08:00	0.0	0.0	0.0	0.0	0.0	0	0	0
06/14/2019 09:00	0.0	0.0	0.0	0.0	0.0	0	0	0
06/14/2019 10:00	0.0	0.0	0.0	0.0	0.0	0	0	0
06/14/2019 11:00	0.0	0.0	0.0	0.0	0.0	0	0	0
06/14/2019 12:00	0.0	0.0	0.0	0.0	0.0	0	0	0
06/14/2019 13:00	0.0	0.0	0.0	0.0	0.0	0	0	0
06/14/2019 14:00	0.0	0.0	0.0	0.0	0.0	0	0	0
06/14/2019 15:00	0.0	0.0	0.0	0.0	0.0	0	0	0
06/14/2019 16:00	0.0	0.0	0.0	0.0	0.0	0	0	0
06/14/2019 17:00	0.0	0.0	0.0	0.0	0.0	0	0	0
06/14/2019 18:00	0.0	0.0	0.0	0.0	0.0	0	0	0
06/14/2019 19:00	0.0	0.0	0.0	0.0	0.0	0	0	0
06/14/2019 20:00	0.0	0.0	0.0	0.0	0.0	0	0	0
06/14/2019 21:00	0.0	0.0	0.0	0.0	0.0	0	0	0
06/14/2019 22:00	0.0	0.0	0.0	0.0	0.0	0	0	0
06/14/2019 23:00	0.0	0.0	0.0	0.0	0.0	0	0	0
Average/Sum#:	0.0	0.0	0.0	0.0	0.0 #	0 #	0 #	0 #
Minimum:	0.0	0.0	0.0	0.0	0.0	0	0	0
Maximum:	0.0	0.0	0.0	0.0	0.0	0	0	0
%SI	100.00	100.00	100.00	100.00	100.00	0.00	0.00	0.00

# Daily Summary Report

CT2 - CO



From: 04/01/2019 00:00 To: 06/30/2019 23:59 Facility Name: COLUSA GENERATING STATION  
 Generated: 07/03/2019 08:42 Location: Maxwell, CA

Red = Invalid or Excluded Data | Green = Edited Status | Blue = Edited Value | \* = Excess Emission

Const. Value/Limit Tag:

	Unit CT2 CO, Ppm 1 Hour(s)	Unit CT2 O2, Dry, Pct 1 Hour(s)	Unit CT2 HI, MBtuPerHr 1 Hour(s)	> Limit Unit CT2 CO, _3Hr, Ppmvdc 1 Hour(s)	> Limit Unit CT2 CO, Lb 1 Hour(s)	Unit CT2 UnitOn, TF 1 Hour(s)	Unit CT2 NormalOp, TF 1 Hour(s)	Unit CT2 DBOn, TF 1 Hour(s)
06/15/2019 00:00	0.0	0.0	0.0	0.0	0.0	0	0	0
06/15/2019 01:00	0.0	0.0	0.0	0.0	0.0	0	0	0
06/15/2019 02:00	0.0	0.0	0.0	0.0	0.0	0	0	0
06/15/2019 03:00	0.0	0.0	0.0	0.0	0.0	0	0	0
06/15/2019 04:00	0.0	0.0	0.0	0.0	0.0	0	0	0
06/15/2019 05:00	0.0	0.0	0.0	0.0	0.0	0	0	0
06/15/2019 06:00	0.0	0.0	0.0	0.0	0.0	0	0	0
06/15/2019 07:00	0.0	0.0	0.0	0.0	0.0	0	0	0
06/15/2019 08:00	0.0	0.0	0.0	0.0	0.0	0	0	0
06/15/2019 09:00	0.0	0.0	0.0	0.0	0.0	0	0	0
06/15/2019 10:00	0.0	0.0	0.0	0.0	0.0	0	0	0
06/15/2019 11:00	0.0	0.0	0.0	0.0	0.0	0	0	0
06/15/2019 12:00	0.0	0.0	0.0	0.0	0.0	0	0	0
06/15/2019 13:00	0.0	0.0	0.0	0.0	0.0	0	0	0
06/15/2019 14:00	0.0	0.0	0.0	0.0	0.0	0	0	0
06/15/2019 15:00	0.0	0.0	0.0	0.0	0.0	0	0	0
06/15/2019 16:00	0.0	0.0	0.0	0.0	0.0	0	0	0
06/15/2019 17:00	0.0	0.0	0.0	0.0	0.0	0	0	0
06/15/2019 18:00	0.0	0.0	0.0	0.0	0.0	0	0	0
06/15/2019 19:00	0.0	0.0	0.0	0.0	0.0	0	0	0
06/15/2019 20:00	0.0	0.0	0.0	0.0	0.0	0	0	0
06/15/2019 21:00	0.0	0.0	0.0	0.0	0.0	0	0	0
06/15/2019 22:00	0.0	0.0	0.0	0.0	0.0	0	0	0
06/15/2019 23:00	0.0	0.0	0.0	0.0	0.0	0	0	0
Average/Sum#:	0.0	0.0	0.0	0.0	0.0 #	0 #	0 #	0 #
Minimum:	0.0	0.0	0.0	0.0	0.0	0	0	0
Maximum:	0.0	0.0	0.0	0.0	0.0	0	0	0
%SI	100.00	100.00	100.00	100.00	100.00	0.00	0.00	0.00

# Daily Summary Report

CT2 - CO



From: 04/01/2019 00:00 To: 06/30/2019 23:59 Facility Name: COLUSA GENERATING STATION  
 Generated: 07/03/2019 08:42 Location: Maxwell, CA

Red = Invalid or Excluded Data | Green = Edited Status | Blue = Edited Value | \* = Excess Emission

Const. Value/Limit Tag:

	Unit CT2 CO, Ppm 1 Hour(s)	Unit CT2 O2, Dry, Pct 1 Hour(s)	Unit CT2 HI, MBtuPerHr 1 Hour(s)	> Limit Unit CT2 CO, _3Hr, Ppmvdc 1 Hour(s)	> Limit Unit CT2 CO, Lb 1 Hour(s)	Unit CT2 UnitOn, TF 1 Hour(s)	Unit CT2 NormalOp, TF 1 Hour(s)	Unit CT2 DBOn, TF 1 Hour(s)
06/16/2019 00:00	0.0	0.0	0.0	0.0	0.0	0	0	0
06/16/2019 01:00	0.0	0.0	0.0	0.0	0.0	0	0	0
06/16/2019 02:00	0.0	0.0	0.0	0.0	0.0	0	0	0
06/16/2019 03:00	0.0	0.0	0.0	0.0	0.0	0	0	0
06/16/2019 04:00	0.0	0.0	0.0	0.0	0.0	0	0	0
06/16/2019 05:00	0.0	0.0	0.0	0.0	0.0	0	0	0
06/16/2019 06:00	0.0	0.0	0.0	0.0	0.0	0	0	0
06/16/2019 07:00	0.0	0.0	0.0	0.0	0.0	0	0	0
06/16/2019 08:00	0.0	0.0	0.0	0.0	0.0	0	0	0
06/16/2019 09:00	0.0	0.0	0.0	0.0	0.0	0	0	0
06/16/2019 10:00	0.0	0.0	0.0	0.0	0.0	0	0	0
06/16/2019 11:00	0.0	0.0	0.0	0.0	0.0	0	0	0
06/16/2019 12:00	0.0	0.0	0.0	0.0	0.0	0	0	0
06/16/2019 13:00	0.0	0.0	0.0	0.0	0.0	0	0	0
06/16/2019 14:00	0.0	0.0	0.0	0.0	0.0	0	0	0
06/16/2019 15:00	0.0	0.0	0.0	0.0	0.0	0	0	0
06/16/2019 16:00	0.0	0.0	0.0	0.0	0.0	0	0	0
06/16/2019 17:00	0.0	0.0	0.0	0.0	0.0	0	0	0
06/16/2019 18:00	0.0	0.0	0.0	0.0	0.0	0	0	0
06/16/2019 19:00	0.0	0.0	0.0	0.0	0.0	0	0	0
06/16/2019 20:00	0.0	0.0	0.0	0.0	0.0	0	0	0
06/16/2019 21:00	0.0	0.0	0.0	0.0	0.0	0	0	0
06/16/2019 22:00	0.0	0.0	0.0	0.0	0.0	0	0	0
06/16/2019 23:00	0.0	0.0	0.0	0.0	0.0	0	0	0
Average/Sum#:	0.0	0.0	0.0	0.0	0.0 #	0 #	0 #	0 #
Minimum:	0.0	0.0	0.0	0.0	0.0	0	0	0
Maximum:	0.0	0.0	0.0	0.0	0.0	0	0	0
%SI	100.00	100.00	100.00	100.00	100.00	0.00	0.00	0.00

# Daily Summary Report

CT2 - CO



From: 04/01/2019 00:00 To: 06/30/2019 23:59 Facility Name: COLUSA GENERATING STATION  
 Generated: 07/03/2019 08:42 Location: Maxwell, CA

Red = Invalid or Excluded Data | Green = Edited Status | Blue = Edited Value | \* = Excess Emission

Const. Value/Limit Tag:

	Unit CT2	Unit CT2	Unit CT2	> Limit	> Limit	Unit CT2	Unit CT2	Unit CT2
	CO, Ppm	O2, Dry, Pct	HI, MBtuPerHr	CO, _3Hr, Ppmvdc	CO, Lb	UnitOn, TF	NormalOp, TF	DBOn, TF
	1 Hour(s)	1 Hour(s)	1 Hour(s)	1 Hour(s)	1 Hour(s)	1 Hour(s)	1 Hour(s)	1 Hour(s)
06/17/2019 00:00	0.0	0.0	0.0	0.0	0.0	0	0	0
06/17/2019 01:00	0.0	0.0	0.0	0.0	0.0	0	0	0
06/17/2019 02:00	0.0	0.0	0.0	0.0	0.0	0	0	0
06/17/2019 03:00	0.0	0.0	0.0	0.0	0.0	0	0	0
06/17/2019 04:00	0.0	0.0	0.0	0.0	0.0	0	0	0
06/17/2019 05:00	74.0	17.6	443.8	0.0	92.0	1	0	0
06/17/2019 06:00	14.3	17.1	509.7	0.0	25.3	1	0	0
06/17/2019 07:00	45.6	16.8	617.1	0.0	90.6	1	0	0
06/17/2019 08:00	19.8	14.8	1,099.8	0.0	47.1	1	0	0
06/17/2019 09:00	0.1	13.9	1,356.8	0.0	0.3	1	1	0
06/17/2019 10:00	0.1	13.9	1,355.0	0.0	0.3	1	1	0
06/17/2019 11:00	0.2	13.9	1,557.9	0.1	0.6	1	1	0
06/17/2019 12:00	0.1	13.9	1,400.6	0.1	0.3	1	1	0
06/17/2019 13:00	0.2	13.8	1,570.9	0.2	0.6	1	1	0
06/17/2019 14:00	0.2	13.8	1,586.0	0.2	0.6	1	1	0
06/17/2019 15:00	0.2	13.7	1,643.9	0.2	0.6	1	1	0
06/17/2019 16:00	0.2	13.8	1,488.1	0.2	0.6	1	1	1
06/17/2019 17:00	0.5	12.7	1,883.1	0.3	1.5	1	1	1
06/17/2019 18:00	0.2	11.7	2,092.0	0.2	0.6	1	1	1
06/17/2019 19:00	0.2	11.5	2,141.4	0.2	0.6	1	1	1
06/17/2019 20:00	0.2	11.6	2,131.9	0.1	0.6	1	1	1
06/17/2019 21:00	0.2	11.8	2,102.1	0.1	0.6	1	1	1
06/17/2019 22:00	0.3	11.9	2,077.5	0.1	0.9	1	1	1
06/17/2019 23:00	6.7	13.9	1,212.4	0.0	7.3	1	0	1
<b>Average/Sum#:</b>	8.6	13.8	1,487.9	0.2	271.0 #	19 #	14 #	8 #
<b>Minimum:</b>	0.1	11.5	443.8	0.1	0.3	0	0	0
<b>Maximum:</b>	74.0	17.6	2,141.4	0.3	92.0	1	1	1
<b>%SI</b>	20.83	20.83	20.83	50.00	20.83	0.00	0.00	0.00

# Daily Summary Report

CT2 - CO



From: 04/01/2019 00:00 To: 06/30/2019 23:59 Facility Name: COLUSA GENERATING STATION  
 Generated: 07/03/2019 08:42 Location: Maxwell, CA

Red = Invalid or Excluded Data | Green = Edited Status | Blue = Edited Value | \* = Excess Emission

Const. Value/Limit Tag:

	Unit CT2	Unit CT2	Unit CT2	> Limit	> Limit	Unit CT2	Unit CT2	Unit CT2
	CO, Ppm	O2, Dry, Pct	HI, MBtuPerHr	Unit CT2	Unit CT2	UnitOn, TF	NormalOp, TF	DBOn, TF
	1 Hour(s)	1 Hour(s)	1 Hour(s)	CO, _3Hr, Ppmvdc	CO, Lb	1 Hour(s)	1 Hour(s)	1 Hour(s)
06/18/2019 00:00	0.0	0.0	0.0	0.0	0.0	0	0	0
06/18/2019 01:00	0.0	0.0	0.0	0.0	0.0	0	0	0
06/18/2019 02:00	0.0	0.0	0.0	0.0	0.0	0	0	0
06/18/2019 03:00	0.0	0.0	0.0	0.0	0.0	0	0	0
06/18/2019 04:00	0.0	0.0	0.0	0.0	0.0	0	0	0
06/18/2019 05:00	0.0	0.0	0.0	0.0	0.0	0	0	0
06/18/2019 06:00	0.0	0.0	0.0	0.0	0.0	0	0	0
06/18/2019 07:00	0.0	0.0	0.0	0.0	0.0	0	0	0
06/18/2019 08:00	0.0	0.0	0.0	0.0	0.0	0	0	0
06/18/2019 09:00	72.6	19.2	210.3	0.0	20.2	1	0	0
06/18/2019 10:00	14.3	17.0	512.2	0.0	24.8	1	0	0
06/18/2019 11:00	12.1	15.3	891.9	0.0	25.5	1	0	0
06/18/2019 12:00	0.0	14.1	1,368.0	0.0	0.0	1	1	0
06/18/2019 13:00	0.1	14.0	1,380.5	0.0	0.3	1	1	0
06/18/2019 14:00	0.1	13.9	1,554.6	0.1	0.3	1	1	0
06/18/2019 15:00	0.1	14.0	1,387.6	0.1	0.3	1	1	0
06/18/2019 16:00	0.1	13.7	1,674.4	0.1	0.3	1	1	0
06/18/2019 17:00	0.1	13.8	1,514.9	0.1	0.3	1	1	1
06/18/2019 18:00	0.4	12.8	1,881.8	0.2	1.2	1	1	1
06/18/2019 19:00	0.3	12.0	2,061.1	0.2	0.9	1	1	1
06/18/2019 20:00	0.2	11.8	2,111.3	0.2	0.6	1	1	1
06/18/2019 21:00	0.2	11.9	2,105.1	0.1	0.6	1	1	1
06/18/2019 22:00	0.3	12.6	1,939.7	0.1	0.9	1	1	1
06/18/2019 23:00	10.8	15.8	597.3	0.0	4.2	1	0	0
<b>Average/Sum#:</b>	7.4	14.1	1,412.7	0.1	80.4 #	15 #	11 #	6 #
<b>Minimum:</b>	0.0	11.8	210.3	0.1	0.0	0	0	0
<b>Maximum:</b>	72.6	19.2	2,111.3	0.2	25.5	1	1	1
<b>%SI</b>	37.50	37.50	37.50	62.50	37.50	0.00	0.00	0.00



# Daily Summary Report

CT2 - CO



From: 04/01/2019 00:00 To: 06/30/2019 23:59 Facility Name: COLUSA GENERATING STATION  
 Generated: 07/03/2019 08:42 Location: Maxwell, CA

Red = Invalid or Excluded Data | Green = Edited Status | Blue = Edited Value | \* = Excess Emission

Const. Value/Limit Tag:

	Unit CT2 CO, Ppm 1 Hour(s)	Unit CT2 O2, Dry, Pct 1 Hour(s)	Unit CT2 HI, MBtuPerHr 1 Hour(s)	> Limit Unit CT2 CO, _3Hr, Ppmvdc 1 Hour(s)	> Limit Unit CT2 CO, Lb 1 Hour(s)	Unit CT2 UnitOn, TF 1 Hour(s)	Unit CT2 NormalOp, TF 1 Hour(s)	Unit CT2 DBOn, TF 1 Hour(s)
06/19/2019 00:00	0.0	0.0	0.0	0.0	0.0	0	0	0
06/19/2019 01:00	0.0	0.0	0.0	0.0	0.0	0	0	0
06/19/2019 02:00	0.0	0.0	0.0	0.0	0.0	0	0	0
06/19/2019 03:00	0.0	0.0	0.0	0.0	0.0	0	0	0
06/19/2019 04:00	0.0	0.0	0.0	0.0	0.0	0	0	0
06/19/2019 05:00	0.0	0.0	0.0	0.0	0.0	0	0	0
06/19/2019 06:00	0.0	0.0	0.0	0.0	0.0	0	0	0
06/19/2019 07:00	0.0	0.0	0.0	0.0	0.0	0	0	0
06/19/2019 08:00	0.0	0.0	0.0	0.0	0.0	0	0	0
06/19/2019 09:00	0.0	0.0	0.0	0.0	0.0	0	0	0
06/19/2019 10:00	0.0	0.0	0.0	0.0	0.0	0	0	0
06/19/2019 11:00	0.0	0.0	0.0	0.0	0.0	0	0	0
06/19/2019 12:00	0.0	0.0	0.0	0.0	0.0	0	0	0
06/19/2019 13:00	0.0	0.0	0.0	0.0	0.0	0	0	0
06/19/2019 14:00	0.0	0.0	0.0	0.0	0.0	0	0	0
06/19/2019 15:00	0.0	0.0	0.0	0.0	0.0	0	0	0
06/19/2019 16:00	0.0	0.0	0.0	0.0	0.0	0	0	0
06/19/2019 17:00	0.0	0.0	0.0	0.0	0.0	0	0	0
06/19/2019 18:00	0.0	0.0	0.0	0.0	0.0	0	0	0
06/19/2019 19:00	0.0	0.0	0.0	0.0	0.0	0	0	0
06/19/2019 20:00	0.0	0.0	0.0	0.0	0.0	0	0	0
06/19/2019 21:00	0.0	0.0	0.0	0.0	0.0	0	0	0
06/19/2019 22:00	0.0	0.0	0.0	0.0	0.0	0	0	0
06/19/2019 23:00	0.0	0.0	0.0	0.0	0.0	0	0	0
Average/Sum#:	0.0	0.0	0.0	0.0	0.0 #	0 #	0 #	0 #
Minimum:	0.0	0.0	0.0	0.0	0.0	0	0	0
Maximum:	0.0	0.0	0.0	0.0	0.0	0	0	0
%SI	100.00	100.00	100.00	100.00	100.00	0.00	0.00	0.00

# Daily Summary Report

CT2 - CO



From: 04/01/2019 00:00 To: 06/30/2019 23:59 Facility Name: COLUSA GENERATING STATION  
 Generated: 07/03/2019 08:42 Location: Maxwell, CA

Red = Invalid or Excluded Data | Green = Edited Status | Blue = Edited Value | \* = Excess Emission

Const. Value/Limit Tag:

	Unit CT2 CO, Ppm 1 Hour(s)	Unit CT2 O2, Dry, Pct 1 Hour(s)	Unit CT2 HI, MBtuPerHr 1 Hour(s)	> Limit Unit CT2 CO, _3Hr, Ppmvdc 1 Hour(s)	> Limit Unit CT2 CO, Lb 1 Hour(s)	Unit CT2 UnitOn, TF 1 Hour(s)	Unit CT2 NormalOp, TF 1 Hour(s)	Unit CT2 DBOn, TF 1 Hour(s)
06/20/2019 00:00	0.0	0.0	0.0	0.0	0.0	0	0	0
06/20/2019 01:00	0.0	0.0	0.0	0.0	0.0	0	0	0
06/20/2019 02:00	0.0	0.0	0.0	0.0	0.0	0	0	0
06/20/2019 03:00	0.0	0.0	0.0	0.0	0.0	0	0	0
06/20/2019 04:00	0.0	0.0	0.0	0.0	0.0	0	0	0
06/20/2019 05:00	0.0	0.0	0.0	0.0	0.0	0	0	0
06/20/2019 06:00	0.0	0.0	0.0	0.0	0.0	0	0	0
06/20/2019 07:00	0.0	0.0	0.0	0.0	0.0	0	0	0
06/20/2019 08:00	0.0	0.0	0.0	0.0	0.0	0	0	0
06/20/2019 09:00	0.0	0.0	0.0	0.0	0.0	0	0	0
06/20/2019 10:00	0.0	0.0	0.0	0.0	0.0	0	0	0
06/20/2019 11:00	0.0	0.0	0.0	0.0	0.0	0	0	0
06/20/2019 12:00	0.0	0.0	0.0	0.0	0.0	0	0	0
06/20/2019 13:00	0.0	0.0	0.0	0.0	0.0	0	0	0
06/20/2019 14:00	0.0	0.0	0.0	0.0	0.0	0	0	0
06/20/2019 15:00	0.0	0.0	0.0	0.0	0.0	0	0	0
06/20/2019 16:00	0.0	0.0	0.0	0.0	0.0	0	0	0
06/20/2019 17:00	0.0	0.0	0.0	0.0	0.0	0	0	0
06/20/2019 18:00	0.0	0.0	0.0	0.0	0.0	0	0	0
06/20/2019 19:00	0.0	0.0	0.0	0.0	0.0	0	0	0
06/20/2019 20:00	0.0	0.0	0.0	0.0	0.0	0	0	0
06/20/2019 21:00	0.0	0.0	0.0	0.0	0.0	0	0	0
06/20/2019 22:00	0.0	0.0	0.0	0.0	0.0	0	0	0
06/20/2019 23:00	0.0	0.0	0.0	0.0	0.0	0	0	0
Average/Sum#:	0.0	0.0	0.0	0.0	0.0 #	0 #	0 #	0 #
Minimum:	0.0	0.0	0.0	0.0	0.0	0	0	0
Maximum:	0.0	0.0	0.0	0.0	0.0	0	0	0
%SI	100.00	100.00	100.00	100.00	100.00	0.00	0.00	0.00

# Daily Summary Report

CT2 - CO



From: 04/01/2019 00:00 To: 06/30/2019 23:59 Facility Name: COLUSA GENERATING STATION  
 Generated: 07/03/2019 08:42 Location: Maxwell, CA

Red = Invalid or Excluded Data | Green = Edited Status | Blue = Edited Value | \* = Excess Emission

Const. Value/Limit Tag:

	Unit CT2 CO, Ppm 1 Hour(s)	Unit CT2 O2, Dry, Pct 1 Hour(s)	Unit CT2 HI, MBtuPerHr 1 Hour(s)	> Limit Unit CT2 CO, _3Hr, Ppmvdc 1 Hour(s)	> Limit Unit CT2 CO, Lb 1 Hour(s)	Unit CT2 UnitOn, TF 1 Hour(s)	Unit CT2 NormalOp, TF 1 Hour(s)	Unit CT2 DBOn, TF 1 Hour(s)
06/21/2019 00:00	0.0	0.0	0.0	0.0	0.0	0	0	0
06/21/2019 01:00	0.0	0.0	0.0	0.0	0.0	0	0	0
06/21/2019 02:00	0.0	0.0	0.0	0.0	0.0	0	0	0
06/21/2019 03:00	0.0	0.0	0.0	0.0	0.0	0	0	0
06/21/2019 04:00	0.0	0.0	0.0	0.0	0.0	0	0	0
06/21/2019 05:00	0.0	0.0	0.0	0.0	0.0	0	0	0
06/21/2019 06:00	0.0	0.0	0.0	0.0	0.0	0	0	0
06/21/2019 07:00	0.0	0.0	0.0	0.0	0.0	0	0	0
06/21/2019 08:00	0.0	0.0	0.0	0.0	0.0	0	0	0
06/21/2019 09:00	0.0	0.0	0.0	0.0	0.0	0	0	0
06/21/2019 10:00	0.0	0.0	0.0	0.0	0.0	0	0	0
06/21/2019 11:00	0.0	0.0	0.0	0.0	0.0	0	0	0
06/21/2019 12:00	0.0	0.0	0.0	0.0	0.0	0	0	0
06/21/2019 13:00	0.0	0.0	0.0	0.0	0.0	0	0	0
06/21/2019 14:00	0.0	0.0	0.0	0.0	0.0	0	0	0
06/21/2019 15:00	0.0	0.0	0.0	0.0	0.0	0	0	0
06/21/2019 16:00	0.0	0.0	0.0	0.0	0.0	0	0	0
06/21/2019 17:00	0.0	0.0	0.0	0.0	0.0	0	0	0
06/21/2019 18:00	0.0	0.0	0.0	0.0	0.0	0	0	0
06/21/2019 19:00	0.0	0.0	0.0	0.0	0.0	0	0	0
06/21/2019 20:00	0.0	0.0	0.0	0.0	0.0	0	0	0
06/21/2019 21:00	0.0	0.0	0.0	0.0	0.0	0	0	0
06/21/2019 22:00	0.0	0.0	0.0	0.0	0.0	0	0	0
06/21/2019 23:00	0.0	0.0	0.0	0.0	0.0	0	0	0
Average/Sum#:	0.0	0.0	0.0	0.0	0.0 #	0 #	0 #	0 #
Minimum:	0.0	0.0	0.0	0.0	0.0	0	0	0
Maximum:	0.0	0.0	0.0	0.0	0.0	0	0	0
%SI	100.00	100.00	100.00	100.00	100.00	0.00	0.00	0.00

# Daily Summary Report

CT2 - CO



From: 04/01/2019 00:00 To: 06/30/2019 23:59 Facility Name: COLUSA GENERATING STATION  
 Generated: 07/03/2019 08:42 Location: Maxwell, CA

Red = Invalid or Excluded Data | Green = Edited Status | Blue = Edited Value | \* = Excess Emission

Const. Value/Limit Tag:

	Unit CT2 CO, Ppm 1 Hour(s)	Unit CT2 O2, Dry, Pct 1 Hour(s)	Unit CT2 HI, MBtuPerHr 1 Hour(s)	> Limit Unit CT2 CO, _3Hr, Ppmvdc 1 Hour(s)	> Limit Unit CT2 CO, Lb 1 Hour(s)	Unit CT2 UnitOn, TF 1 Hour(s)	Unit CT2 NormalOp, TF 1 Hour(s)	Unit CT2 DBOn, TF 1 Hour(s)
06/22/2019 00:00	0.0	0.0	0.0	0.0	0.0	0	0	0
06/22/2019 01:00	0.0	0.0	0.0	0.0	0.0	0	0	0
06/22/2019 02:00	0.0	0.0	0.0	0.0	0.0	0	0	0
06/22/2019 03:00	0.0	0.0	0.0	0.0	0.0	0	0	0
06/22/2019 04:00	0.0	0.0	0.0	0.0	0.0	0	0	0
06/22/2019 05:00	0.0	0.0	0.0	0.0	0.0	0	0	0
06/22/2019 06:00	0.0	0.0	0.0	0.0	0.0	0	0	0
06/22/2019 07:00	0.0	0.0	0.0	0.0	0.0	0	0	0
06/22/2019 08:00	0.0	0.0	0.0	0.0	0.0	0	0	0
06/22/2019 09:00	0.0	0.0	0.0	0.0	0.0	0	0	0
06/22/2019 10:00	0.0	0.0	0.0	0.0	0.0	0	0	0
06/22/2019 11:00	0.0	0.0	0.0	0.0	0.0	0	0	0
06/22/2019 12:00	0.0	0.0	0.0	0.0	0.0	0	0	0
06/22/2019 13:00	0.0	0.0	0.0	0.0	0.0	0	0	0
06/22/2019 14:00	0.0	0.0	0.0	0.0	0.0	0	0	0
06/22/2019 15:00	0.0	0.0	0.0	0.0	0.0	0	0	0
06/22/2019 16:00	0.0	0.0	0.0	0.0	0.0	0	0	0
06/22/2019 17:00	0.0	0.0	0.0	0.0	0.0	0	0	0
06/22/2019 18:00	0.0	0.0	0.0	0.0	0.0	0	0	0
06/22/2019 19:00	0.0	0.0	0.0	0.0	0.0	0	0	0
06/22/2019 20:00	0.0	0.0	0.0	0.0	0.0	0	0	0
06/22/2019 21:00	0.0	0.0	0.0	0.0	0.0	0	0	0
06/22/2019 22:00	0.0	0.0	0.0	0.0	0.0	0	0	0
06/22/2019 23:00	0.0	0.0	0.0	0.0	0.0	0	0	0
<b>Average/Sum#:</b>	0.0	0.0	0.0	0.0	0.0 #	0 #	0 #	0 #
<b>Minimum:</b>	0.0	0.0	0.0	0.0	0.0	0	0	0
<b>Maximum:</b>	0.0	0.0	0.0	0.0	0.0	0	0	0
<b>%SI</b>	100.00	100.00	100.00	100.00	100.00	0.00	0.00	0.00

# Daily Summary Report

CT2 - CO



From: 04/01/2019 00:00 To: 06/30/2019 23:59 Facility Name: COLUSA GENERATING STATION  
 Generated: 07/03/2019 08:42 Location: Maxwell, CA

Red = Invalid or Excluded Data | Green = Edited Status | Blue = Edited Value | \* = Excess Emission

Const. Value/Limit Tag:

	Unit CT2 CO, Ppm 1 Hour(s)	Unit CT2 O2, Dry, Pct 1 Hour(s)	Unit CT2 HI, MBtuPerHr 1 Hour(s)	> Limit Unit CT2 CO, _3Hr, Ppmvdc 1 Hour(s)	> Limit Unit CT2 CO, Lb 1 Hour(s)	Unit CT2 UnitOn, TF 1 Hour(s)	Unit CT2 NormalOp, TF 1 Hour(s)	Unit CT2 DBOn, TF 1 Hour(s)
06/23/2019 00:00	0.0	0.0	0.0	0.0	0.0	0	0	0
06/23/2019 01:00	0.0	0.0	0.0	0.0	0.0	0	0	0
06/23/2019 02:00	0.0	0.0	0.0	0.0	0.0	0	0	0
06/23/2019 03:00	0.0	0.0	0.0	0.0	0.0	0	0	0
06/23/2019 04:00	0.0	0.0	0.0	0.0	0.0	0	0	0
06/23/2019 05:00	0.0	0.0	0.0	0.0	0.0	0	0	0
06/23/2019 06:00	0.0	0.0	0.0	0.0	0.0	0	0	0
06/23/2019 07:00	0.0	0.0	0.0	0.0	0.0	0	0	0
06/23/2019 08:00	45.6	17.5	466.8	0.0	80.2	1	0	0
06/23/2019 09:00	10.5	17.1	509.3	0.0	18.6	1	0	0
06/23/2019 10:00	35.2	16.5	638.2	0.0	67.4	1	0	0
06/23/2019 11:00	21.1	15.0	931.6	0.0	44.0	1	0	0
06/23/2019 12:00	0.1	14.0	1,359.6	0.0	0.3	1	1	0
06/23/2019 13:00	0.1	14.0	1,359.8	0.0	0.3	1	1	0
06/23/2019 14:00	0.2	13.9	1,575.5	0.1	0.6	1	1	0
06/23/2019 15:00	0.2	13.8	1,486.3	0.2	0.6	1	1	0
06/23/2019 16:00	0.2	13.8	1,650.6	0.2	0.6	1	1	0
06/23/2019 17:00	0.3	13.4	1,729.6	0.2	0.9	1	1	1
06/23/2019 18:00	0.4	12.2	2,055.9	0.2	1.2	1	1	1
06/23/2019 19:00	0.2	11.7	2,152.0	0.2	0.6	1	1	1
06/23/2019 20:00	0.2	11.8	2,146.8	0.2	0.6	1	1	1
06/23/2019 21:00	3.1	12.8	1,656.4	0.0	8.1	1	0	1
06/23/2019 22:00	0.0	0.0	0.0	0.0	0.0	0	0	0
06/23/2019 23:00	0.0	0.0	0.0	0.0	0.0	0	0	0
<b>Average/Sum#:</b>	8.4	14.1	1,408.5	0.2	224.0 #	14 #	9 #	5 #
<b>Minimum:</b>	0.1	11.7	466.8	0.1	0.3	0	0	0
<b>Maximum:</b>	45.6	17.5	2,152.0	0.2	80.2	1	1	1
<b>%SI</b>	41.67	41.67	41.67	70.83	41.67	0.00	0.00	0.00

# Daily Summary Report

CT2 - CO



From: 04/01/2019 00:00 To: 06/30/2019 23:59 Facility Name: COLUSA GENERATING STATION  
 Generated: 07/03/2019 08:42 Location: Maxwell, CA

Red = Invalid or Excluded Data | Green = Edited Status | Blue = Edited Value | \* = Excess Emission

Const. Value/Limit Tag:

	Unit CT2	Unit CT2	Unit CT2	> Limit	> Limit	Unit CT2	Unit CT2	Unit CT2
	CO, Ppm	O2, Dry, Pct	HI, MBtuPerHr	CO, _3Hr, Ppmvdc	CO, Lb	UnitOn, TF	NormalOp, TF	DBOn, TF
	1 Hour(s)	1 Hour(s)	1 Hour(s)	1 Hour(s)	1 Hour(s)	1 Hour(s)	1 Hour(s)	1 Hour(s)
06/24/2019 00:00	0.0	0.0	0.0	0.0	0.0	0	0	0
06/24/2019 01:00	0.0	0.0	0.0	0.0	0.0	0	0	0
06/24/2019 02:00	10.0	18.2	361.1	0.0	5.0	1	0	0
06/24/2019 03:00	14.3	15.5	914.0	0.0	32.0	1	0	0
06/24/2019 04:00	0.1	13.9	1,348.5	0.0	0.3	1	1	0
06/24/2019 05:00	0.1	13.9	1,342.5	0.0	0.3	1	1	0
06/24/2019 06:00	0.1	14.0	1,350.0	0.1	0.3	1	1	0
06/24/2019 07:00	0.1	14.0	1,350.7	0.1	0.3	1	1	0
06/24/2019 08:00	0.1	14.0	1,351.5	0.1	0.3	1	1	0
06/24/2019 09:00	0.2	13.9	1,517.7	0.1	0.6	1	1	0
06/24/2019 10:00	0.2	13.8	1,448.6	0.2	0.5	1	1	0
06/24/2019 11:00	0.2	14.0	1,366.5	0.2	0.5	1	1	0
06/24/2019 12:00	0.2	14.0	1,419.9	0.2	0.5	1	1	0
06/24/2019 13:00	0.2	13.8	1,643.5	0.2	0.6	1	1	0
06/24/2019 14:00	0.2	13.8	1,641.4	0.2	0.6	1	1	0
06/24/2019 15:00	0.2	13.8	1,643.9	0.2	0.6	1	1	0
06/24/2019 16:00	0.2	13.9	1,480.8	0.2	0.6	1	1	1
06/24/2019 17:00	0.5	12.6	1,942.6	0.3	1.5	1	1	1
06/24/2019 18:00	0.3	11.8	2,122.7	0.3	0.9	1	1	1
06/24/2019 19:00	0.2	11.7	2,141.8	0.2	0.6	1	1	1
06/24/2019 20:00	0.3	11.9	2,097.8	0.2	0.9	1	1	1
06/24/2019 21:00	0.3	12.0	2,099.7	0.2	0.9	1	1	1
06/24/2019 22:00	4.9	14.2	1,202.5	0.0	6.0	1	0	1
06/24/2019 23:00	0.0	0.0	0.0	0.0	0.0	0	0	0
<b>Average/Sum#:</b>	1.6	13.7	1,513.7	0.2	53.8 #	21 #	18 #	7 #
<b>Minimum:</b>	0.1	11.7	361.1	0.1	0.3	0	0	0
<b>Maximum:</b>	14.3	18.2	2,141.8	0.3	32.0	1	1	1
<b>%SI</b>	12.50	12.50	12.50	33.33	12.50	0.00	0.00	0.00

# Daily Summary Report

CT2 - CO



From: 04/01/2019 00:00 To: 06/30/2019 23:59 Facility Name: COLUSA GENERATING STATION  
 Generated: 07/03/2019 08:42 Location: Maxwell, CA

Red = Invalid or Excluded Data | Green = Edited Status | Blue = Edited Value | \* = Excess Emission

Const. Value/Limit Tag:

	Unit CT2 CO, Ppm 1 Hour(s)	Unit CT2 O2, Dry, Pct 1 Hour(s)	Unit CT2 HI, MBtuPerHr 1 Hour(s)	> Limit Unit CT2 CO, _3Hr, Ppmvdc 1 Hour(s)	> Limit Unit CT2 CO, Lb 1 Hour(s)	Unit CT2 UnitOn, TF 1 Hour(s)	Unit CT2 NormalOp, TF 1 Hour(s)	Unit CT2 DBOn, TF 1 Hour(s)
06/25/2019 00:00	0.0	0.0	0.0	0.0	0.0	0	0	0
06/25/2019 01:00	0.0	0.0	0.0	0.0	0.0	0	0	0
06/25/2019 02:00	0.0	0.0	0.0	0.0	0.0	0	0	0
06/25/2019 03:00	0.0	0.0	0.0	0.0	0.0	0	0	0
06/25/2019 04:00	0.0	0.0	0.0	0.0	0.0	0	0	0
06/25/2019 05:00	0.0	0.0	0.0	0.0	0.0	0	0	0
06/25/2019 06:00	0.0	0.0	0.0	0.0	0.0	0	0	0
06/25/2019 07:00	0.0	0.0	0.0	0.0	0.0	0	0	0
06/25/2019 08:00	0.0	0.0	0.0	0.0	0.0	0	0	0
06/25/2019 09:00	0.0	0.0	0.0	0.0	0.0	0	0	0
06/25/2019 10:00	0.0	0.0	0.0	0.0	0.0	0	0	0
06/25/2019 11:00	0.0	0.0	0.0	0.0	0.0	0	0	0
06/25/2019 12:00	0.0	0.0	0.0	0.0	0.0	0	0	0
06/25/2019 13:00	0.0	0.0	0.0	0.0	0.0	0	0	0
06/25/2019 14:00	0.0	0.0	0.0	0.0	0.0	0	0	0
06/25/2019 15:00	0.0	0.0	0.0	0.0	0.0	0	0	0
06/25/2019 16:00	0.0	0.0	0.0	0.0	0.0	0	0	0
06/25/2019 17:00	0.0	0.0	0.0	0.0	0.0	0	0	0
06/25/2019 18:00	0.0	0.0	0.0	0.0	0.0	0	0	0
06/25/2019 19:00	0.0	0.0	0.0	0.0	0.0	0	0	0
06/25/2019 20:00	0.0	0.0	0.0	0.0	0.0	0	0	0
06/25/2019 21:00	0.0	0.0	0.0	0.0	0.0	0	0	0
06/25/2019 22:00	0.0	0.0	0.0	0.0	0.0	0	0	0
06/25/2019 23:00	0.0	0.0	0.0	0.0	0.0	0	0	0
Average/Sum#:	0.0	0.0	0.0	0.0	0.0 #	0 #	0 #	0 #
Minimum:	0.0	0.0	0.0	0.0	0.0	0	0	0
Maximum:	0.0	0.0	0.0	0.0	0.0	0	0	0
%SI	100.00	100.00	100.00	100.00	100.00	0.00	0.00	0.00

# Daily Summary Report

CT2 - CO



From: 04/01/2019 00:00 To: 06/30/2019 23:59 Facility Name: COLUSA GENERATING STATION  
 Generated: 07/03/2019 08:42 Location: Maxwell, CA

Red = Invalid or Excluded Data | Green = Edited Status | Blue = Edited Value | \* = Excess Emission

Const. Value/Limit Tag:

	Unit CT2 CO, Ppm 1 Hour(s)	Unit CT2 O2, Dry, Pct 1 Hour(s)	Unit CT2 HI, MBtuPerHr 1 Hour(s)	> Limit Unit CT2 CO, _3Hr, Ppmvdc 1 Hour(s)	> Limit Unit CT2 CO, Lb 1 Hour(s)	Unit CT2 UnitOn, TF 1 Hour(s)	Unit CT2 NormalOp, TF 1 Hour(s)	Unit CT2 DBOn, TF 1 Hour(s)
06/26/2019 00:00	0.0	0.0	0.0	0.0	0.0	0	0	0
06/26/2019 01:00	0.0	0.0	0.0	0.0	0.0	0	0	0
06/26/2019 02:00	0.0	0.0	0.0	0.0	0.0	0	0	0
06/26/2019 03:00	0.0	0.0	0.0	0.0	0.0	0	0	0
06/26/2019 04:00	0.0	0.0	0.0	0.0	0.0	0	0	0
06/26/2019 05:00	0.0	0.0	0.0	0.0	0.0	0	0	0
06/26/2019 06:00	0.0	0.0	0.0	0.0	0.0	0	0	0
06/26/2019 07:00	0.0	0.0	0.0	0.0	0.0	0	0	0
06/26/2019 08:00	0.0	0.0	0.0	0.0	0.0	0	0	0
06/26/2019 09:00	0.0	0.0	0.0	0.0	0.0	0	0	0
06/26/2019 10:00	0.0	0.0	0.0	0.0	0.0	0	0	0
06/26/2019 11:00	0.0	0.0	0.0	0.0	0.0	0	0	0
06/26/2019 12:00	0.0	0.0	0.0	0.0	0.0	0	0	0
06/26/2019 13:00	0.0	0.0	0.0	0.0	0.0	0	0	0
06/26/2019 14:00	0.0	0.0	0.0	0.0	0.0	0	0	0
06/26/2019 15:00	0.0	0.0	0.0	0.0	0.0	0	0	0
06/26/2019 16:00	0.0	0.0	0.0	0.0	0.0	0	0	0
06/26/2019 17:00	0.0	0.0	0.0	0.0	0.0	0	0	0
06/26/2019 18:00	0.0	0.0	0.0	0.0	0.0	0	0	0
06/26/2019 19:00	0.0	0.0	0.0	0.0	0.0	0	0	0
06/26/2019 20:00	0.0	0.0	0.0	0.0	0.0	0	0	0
06/26/2019 21:00	0.0	0.0	0.0	0.0	0.0	0	0	0
06/26/2019 22:00	0.0	0.0	0.0	0.0	0.0	0	0	0
06/26/2019 23:00	0.0	0.0	0.0	0.0	0.0	0	0	0
Average/Sum#:	0.0	0.0	0.0	0.0	0.0 #	0 #	0 #	0 #
Minimum:	0.0	0.0	0.0	0.0	0.0	0	0	0
Maximum:	0.0	0.0	0.0	0.0	0.0	0	0	0
%SI	100.00	100.00	100.00	100.00	100.00	0.00	0.00	0.00



# Daily Summary Report

CT2 - CO



From: 04/01/2019 00:00 To: 06/30/2019 23:59 Facility Name: COLUSA GENERATING STATION  
 Generated: 07/03/2019 08:42 Location: Maxwell, CA

Red = Invalid or Excluded Data | Green = Edited Status | Blue = Edited Value | \* = Excess Emission

Const. Value/Limit Tag:

	Unit CT2 CO, Ppm 1 Hour(s)	Unit CT2 O2, Dry, Pct 1 Hour(s)	Unit CT2 HI, MBtuPerHr 1 Hour(s)	> Limit Unit CT2 CO, _3Hr, Ppmvdc 1 Hour(s)	> Limit Unit CT2 CO, Lb 1 Hour(s)	Unit CT2 UnitOn, TF 1 Hour(s)	Unit CT2 NormalOp, TF 1 Hour(s)	Unit CT2 DBOn, TF 1 Hour(s)
06/27/2019 00:00	0.0	0.0	0.0	0.0	0.0	0	0	0
06/27/2019 01:00	0.0	0.0	0.0	0.0	0.0	0	0	0
06/27/2019 02:00	0.0	0.0	0.0	0.0	0.0	0	0	0
06/27/2019 03:00	0.0	0.0	0.0	0.0	0.0	0	0	0
06/27/2019 04:00	0.0	0.0	0.0	0.0	0.0	0	0	0
06/27/2019 05:00	0.0	0.0	0.0	0.0	0.0	0	0	0
06/27/2019 06:00	0.0	0.0	0.0	0.0	0.0	0	0	0
06/27/2019 07:00	0.0	0.0	0.0	0.0	0.0	0	0	0
06/27/2019 08:00	0.0	0.0	0.0	0.0	0.0	0	0	0
06/27/2019 09:00	0.0	0.0	0.0	0.0	0.0	0	0	0
06/27/2019 10:00	0.0	0.0	0.0	0.0	0.0	0	0	0
06/27/2019 11:00	0.0	0.0	0.0	0.0	0.0	0	0	0
06/27/2019 12:00	0.0	0.0	0.0	0.0	0.0	0	0	0
06/27/2019 13:00	0.0	0.0	0.0	0.0	0.0	0	0	0
06/27/2019 14:00	0.0	0.0	0.0	0.0	0.0	0	0	0
06/27/2019 15:00	0.0	0.0	0.0	0.0	0.0	0	0	0
06/27/2019 16:00	0.0	0.0	0.0	0.0	0.0	0	0	0
06/27/2019 17:00	0.0	0.0	0.0	0.0	0.0	0	0	0
06/27/2019 18:00	0.0	0.0	0.0	0.0	0.0	0	0	0
06/27/2019 19:00	0.0	0.0	0.0	0.0	0.0	0	0	0
06/27/2019 20:00	0.0	0.0	0.0	0.0	0.0	0	0	0
06/27/2019 21:00	0.0	0.0	0.0	0.0	0.0	0	0	0
06/27/2019 22:00	0.0	0.0	0.0	0.0	0.0	0	0	0
06/27/2019 23:00	0.0	0.0	0.0	0.0	0.0	0	0	0
Average/Sum#:	0.0	0.0	0.0	0.0	0.0 #	0 #	0 #	0 #
Minimum:	0.0	0.0	0.0	0.0	0.0	0	0	0
Maximum:	0.0	0.0	0.0	0.0	0.0	0	0	0
%SI	100.00	100.00	100.00	100.00	100.00	0.00	0.00	0.00

# Daily Summary Report

CT2 - CO



From: 04/01/2019 00:00 To: 06/30/2019 23:59 Facility Name: COLUSA GENERATING STATION  
 Generated: 07/03/2019 08:42 Location: Maxwell, CA

Red = Invalid or Excluded Data | Green = Edited Status | Blue = Edited Value | \* = Excess Emission

Const. Value/Limit Tag:

	Unit CT2 CO, Ppm 1 Hour(s)	Unit CT2 O2, Dry, Pct 1 Hour(s)	Unit CT2 HI, MBtuPerHr 1 Hour(s)	> Limit Unit CT2 CO, _3Hr, Ppmvdc 1 Hour(s)	> Limit Unit CT2 CO, Lb 1 Hour(s)	Unit CT2 UnitOn, TF 1 Hour(s)	Unit CT2 NormalOp, TF 1 Hour(s)	Unit CT2 DBOn, TF 1 Hour(s)
06/28/2019 00:00	0.0	0.0	0.0	0.0	0.0	0	0	0
06/28/2019 01:00	0.0	0.0	0.0	0.0	0.0	0	0	0
06/28/2019 02:00	0.0	0.0	0.0	0.0	0.0	0	0	0
06/28/2019 03:00	0.0	0.0	0.0	0.0	0.0	0	0	0
06/28/2019 04:00	0.0	0.0	0.0	0.0	0.0	0	0	0
06/28/2019 05:00	0.0	0.0	0.0	0.0	0.0	0	0	0
06/28/2019 06:00	0.0	0.0	0.0	0.0	0.0	0	0	0
06/28/2019 07:00	0.0	0.0	0.0	0.0	0.0	0	0	0
06/28/2019 08:00	0.0	0.0	0.0	0.0	0.0	0	0	0
06/28/2019 09:00	0.0	0.0	0.0	0.0	0.0	0	0	0
06/28/2019 10:00	0.0	0.0	0.0	0.0	0.0	0	0	0
06/28/2019 11:00	0.0	0.0	0.0	0.0	0.0	0	0	0
06/28/2019 12:00	0.0	0.0	0.0	0.0	0.0	0	0	0
06/28/2019 13:00	0.0	0.0	0.0	0.0	0.0	0	0	0
06/28/2019 14:00	0.0	0.0	0.0	0.0	0.0	0	0	0
06/28/2019 15:00	0.0	0.0	0.0	0.0	0.0	0	0	0
06/28/2019 16:00	0.0	0.0	0.0	0.0	0.0	0	0	0
06/28/2019 17:00	0.0	0.0	0.0	0.0	0.0	0	0	0
06/28/2019 18:00	0.0	0.0	0.0	0.0	0.0	0	0	0
06/28/2019 19:00	0.0	0.0	0.0	0.0	0.0	0	0	0
06/28/2019 20:00	0.0	0.0	0.0	0.0	0.0	0	0	0
06/28/2019 21:00	0.0	0.0	0.0	0.0	0.0	0	0	0
06/28/2019 22:00	0.0	0.0	0.0	0.0	0.0	0	0	0
06/28/2019 23:00	0.0	0.0	0.0	0.0	0.0	0	0	0
Average/Sum#:	0.0	0.0	0.0	0.0	0.0 #	0 #	0 #	0 #
Minimum:	0.0	0.0	0.0	0.0	0.0	0	0	0
Maximum:	0.0	0.0	0.0	0.0	0.0	0	0	0
%SI	100.00	100.00	100.00	100.00	100.00	0.00	0.00	0.00

# Daily Summary Report

CT2 - CO



From: 04/01/2019 00:00 To: 06/30/2019 23:59 Facility Name: COLUSA GENERATING STATION  
 Generated: 07/03/2019 08:42 Location: Maxwell, CA

Red = Invalid or Excluded Data | Green = Edited Status | Blue = Edited Value | \* = Excess Emission

Const. Value/Limit Tag:

	Unit CT2 CO, Ppm 1 Hour(s)	Unit CT2 O2, Dry, Pct 1 Hour(s)	Unit CT2 HI, MBtuPerHr 1 Hour(s)	> Limit Unit CT2 CO, _3Hr, Ppmvdc 1 Hour(s)	> Limit Unit CT2 CO, Lb 1 Hour(s)	Unit CT2 UnitOn, TF 1 Hour(s)	Unit CT2 NormalOp, TF 1 Hour(s)	Unit CT2 DBOn, TF 1 Hour(s)
06/29/2019 00:00	0.0	0.0	0.0	0.0	0.0	0	0	0
06/29/2019 01:00	0.0	0.0	0.0	0.0	0.0	0	0	0
06/29/2019 02:00	0.0	0.0	0.0	0.0	0.0	0	0	0
06/29/2019 03:00	0.0	0.0	0.0	0.0	0.0	0	0	0
06/29/2019 04:00	0.0	0.0	0.0	0.0	0.0	0	0	0
06/29/2019 05:00	0.0	0.0	0.0	0.0	0.0	0	0	0
06/29/2019 06:00	0.0	0.0	0.0	0.0	0.0	0	0	0
06/29/2019 07:00	0.0	0.0	0.0	0.0	0.0	0	0	0
06/29/2019 08:00	0.0	0.0	0.0	0.0	0.0	0	0	0
06/29/2019 09:00	0.0	0.0	0.0	0.0	0.0	0	0	0
06/29/2019 10:00	0.0	0.0	0.0	0.0	0.0	0	0	0
06/29/2019 11:00	0.0	0.0	0.0	0.0	0.0	0	0	0
06/29/2019 12:00	0.0	0.0	0.0	0.0	0.0	0	0	0
06/29/2019 13:00	0.0	0.0	0.0	0.0	0.0	0	0	0
06/29/2019 14:00	0.0	0.0	0.0	0.0	0.0	0	0	0
06/29/2019 15:00	0.0	0.0	0.0	0.0	0.0	0	0	0
06/29/2019 16:00	0.0	0.0	0.0	0.0	0.0	0	0	0
06/29/2019 17:00	0.0	0.0	0.0	0.0	0.0	0	0	0
06/29/2019 18:00	0.0	0.0	0.0	0.0	0.0	0	0	0
06/29/2019 19:00	0.0	0.0	0.0	0.0	0.0	0	0	0
06/29/2019 20:00	0.0	0.0	0.0	0.0	0.0	0	0	0
06/29/2019 21:00	0.0	0.0	0.0	0.0	0.0	0	0	0
06/29/2019 22:00	0.0	0.0	0.0	0.0	0.0	0	0	0
06/29/2019 23:00	0.0	0.0	0.0	0.0	0.0	0	0	0
Average/Sum#:	0.0	0.0	0.0	0.0	0.0 #	0 #	0 #	0 #
Minimum:	0.0	0.0	0.0	0.0	0.0	0	0	0
Maximum:	0.0	0.0	0.0	0.0	0.0	0	0	0
%SI	100.00	100.00	100.00	100.00	100.00	0.00	0.00	0.00

# Daily Summary Report

CT2 - CO



From: 04/01/2019 00:00 To: 06/30/2019 23:59 Facility Name: COLUSA GENERATING STATION  
 Generated: 07/03/2019 08:42 Location: Maxwell, CA

Red = Invalid or Excluded Data | Green = Edited Status | Blue = Edited Value | \* = Excess Emission

Const. Value/Limit Tag:

	Unit CT2 CO, Ppm 1 Hour(s)	Unit CT2 O2, Dry, Pct 1 Hour(s)	Unit CT2 HI, MBtuPerHr 1 Hour(s)	> Limit Unit CT2 CO, _3Hr, Ppmvdc 1 Hour(s)	> Limit Unit CT2 CO, Lb 1 Hour(s)	Unit CT2 UnitOn, TF 1 Hour(s)	Unit CT2 NormalOp, TF 1 Hour(s)	Unit CT2 DBOn, TF 1 Hour(s)
06/30/2019 00:00	0.0	0.0	0.0	0.0	0.0	0	0	0
06/30/2019 01:00	0.0	0.0	0.0	0.0	0.0	0	0	0
06/30/2019 02:00	0.0	0.0	0.0	0.0	0.0	0	0	0
06/30/2019 03:00	0.0	0.0	0.0	0.0	0.0	0	0	0
06/30/2019 04:00	0.0	0.0	0.0	0.0	0.0	0	0	0
06/30/2019 05:00	0.0	0.0	0.0	0.0	0.0	0	0	0
06/30/2019 06:00	0.0	0.0	0.0	0.0	0.0	0	0	0
06/30/2019 07:00	0.0	0.0	0.0	0.0	0.0	0	0	0
06/30/2019 08:00	0.0	0.0	0.0	0.0	0.0	0	0	0
06/30/2019 09:00	0.0	0.0	0.0	0.0	0.0	0	0	0
06/30/2019 10:00	0.0	0.0	0.0	0.0	0.0	0	0	0
06/30/2019 11:00	0.0	0.0	0.0	0.0	0.0	0	0	0
06/30/2019 12:00	0.0	0.0	0.0	0.0	0.0	0	0	0
06/30/2019 13:00	0.0	0.0	0.0	0.0	0.0	0	0	0
06/30/2019 14:00	0.0	0.0	0.0	0.0	0.0	0	0	0
06/30/2019 15:00	0.0	0.0	0.0	0.0	0.0	0	0	0
06/30/2019 16:00	0.0	0.0	0.0	0.0	0.0	0	0	0
06/30/2019 17:00	0.0	0.0	0.0	0.0	0.0	0	0	0
06/30/2019 18:00	0.0	0.0	0.0	0.0	0.0	0	0	0
06/30/2019 19:00	0.0	0.0	0.0	0.0	0.0	0	0	0
06/30/2019 20:00	0.0	0.0	0.0	0.0	0.0	0	0	0
06/30/2019 21:00	0.0	0.0	0.0	0.0	0.0	0	0	0
06/30/2019 22:00	0.0	0.0	0.0	0.0	0.0	0	0	0
06/30/2019 23:00	0.0	0.0	0.0	0.0	0.0	0	0	0
Average/Sum#:	0.0	0.0	0.0	0.0	0.0 #	0 #	0 #	0 #
Minimum:	0.0	0.0	0.0	0.0	0.0	0	0	0
Maximum:	0.0	0.0	0.0	0.0	0.0	0	0	0
%SI	100.00	100.00	100.00	100.00	100.00	0.00	0.00	0.00

# Excess Emission Report

## CT2 - CO Lb 1-Day Block Average



From: 04/01/2019 00:00 To: 06/30/2019 23:59 Facility Name: COLUSA GENERATING STATION  
Generated: 07/03/2019 08:45 Location: Maxwell, CA

Tag Name: CT2\_CO\_Lb\_1D

Total Operating Time: 518.00 Hour(s)

No Exclusions Allowed

Non-Operating Time: 1,666.00 Hour(s) Report Time: 2,184.00 Hour(s)

No incidents have been reported for this reporting period. Data is 100% in compliance.

Total Operating Time:	518.00 Hour(s)
Total Duration (Online only):	0.00 Day(s)
Time in exceedance as a percentage of operating time:	0.00 %
Time in compliance as a percentage of operating time:	100.00 %

ATTACHMENT 8  
Hourly Emissions – NH<sub>3</sub>

FCD: AQ-18  
Title V: #6

# Daily Summary Report

## CT1 - NH3 Slip



From: 04/01/2019 00:00 To: 06/30/2019 23:59 Facility Name: COLUSA GENERATING STATION  
 Generated: 07/03/2019 08:46 Location: Maxwell, CA

Red = Invalid or Excluded Data | Green = Edited Status | Blue = Edited Value | \* = Excess Emission

	Unit CT1 NOx, Inlet, Ppm 1 Hour(s)	Unit CT1 O2Dry, Inlet, Pct 1 Hour(s)	Unit CT1 NOx, Inlet, Ppmvdc 1 Hour(s)	Unit CT1 NH3, Inj, LbPerHr 1 Hour(s)	Unit CT1 ExhaustFlow, LbPerHr 1 Hour(s)	Unit CT1 HI, MBtuPerHr 1 Hour(s)	Unit CT1 NH3, Slip, Ppmvdc 1 Hour(s)	Unit CT1 NH3slip, LbPerHr 1 Hour(s)
04/01/2019 00:00	0.0	0.0	0.0	0.0	0.0	0.0	0.0	0.0
04/01/2019 01:00	35.3	17.5	61.3	0.0	1,923,833.8	463.6	0.0	0.0
04/01/2019 02:00	47.8	15.9	56.4	212.1	1,970,091.5	733.7	3.4	1.0
04/01/2019 03:00	8.2	14.0	7.0	115.8	2,678,594.1	1,369.2	1.5	0.8
04/01/2019 04:00	8.9	14.0	7.6	119.2	3,000,408.8	1,533.7	1.3	0.8
04/01/2019 05:00	9.9	13.6	8.0	154.0	3,339,662.0	1,926.6	1.6	1.2
04/01/2019 06:00	11.1	13.5	8.9	178.2	3,349,645.0	2,030.2	1.8	1.4
04/01/2019 07:00	10.9	13.5	8.7	166.9	3,307,751.6	1,956.5	1.7	1.4
04/01/2019 08:00	9.2	14.1	8.0	97.1	2,754,303.7	1,407.9	1.2	0.7
04/01/2019 09:00	9.4	14.1	8.2	95.2	2,611,492.3	1,334.9	1.2	0.7
04/01/2019 10:00	9.5	14.1	8.2	87.9	2,574,914.8	1,297.4	1.1	0.5
04/01/2019 11:00	9.2	14.1	8.0	88.8	2,670,179.1	1,345.4	1.1	0.5
04/01/2019 12:00	9.3	14.0	8.0	103.5	2,840,577.4	1,452.0	1.2	0.7
04/01/2019 13:00	9.3	14.0	8.0	103.0	2,885,181.5	1,474.8	1.2	0.7
04/01/2019 14:00	9.1	14.0	7.8	114.8	3,177,260.2	1,624.1	1.2	0.8
04/01/2019 15:00	9.3	14.0	8.0	99.2	2,826,100.7	1,444.6	1.2	0.7
04/01/2019 16:00	10.4	13.7	8.5	155.1	3,208,957.7	1,780.9	1.6	1.1
04/01/2019 17:00	11.5	13.4	9.0	184.4	3,280,979.7	2,036.5	1.9	1.4
04/01/2019 18:00	11.3	13.4	8.9	190.8	3,273,553.9	2,079.7	2.0	1.7
04/01/2019 19:00	11.2	13.4	8.8	201.5	3,273,078.1	2,127.2	2.1	1.7
04/01/2019 20:00	11.1	13.3	8.6	199.6	3,266,461.8	2,122.9	2.1	1.7
04/01/2019 21:00	11.0	13.4	8.7	194.5	3,302,831.2	2,098.3	2.0	1.7
04/01/2019 22:00	14.5	14.4	13.2	174.3	2,768,643.0	1,496.1	2.1	1.2
04/01/2019 23:00	0.0	0.0	0.0	0.0	0.0	0.0	0.0	0.0
Average/Sum#:	13.1	14.1	13.1	138.0	2,922,022.8	1,597.1	1.6	1.0
Minimum:	8.2	13.3	7.0	0.0	1,923,833.8	463.6	0.0	0.0
Maximum:	47.8	17.5	61.3	212.1	3,349,645.0	2,127.2	3.4	1.7
%SI	8.33	8.33	8.33	8.33	8.33	8.33	8.33	8.33

# Daily Summary Report

## CT1 - NH3 Slip



From: 04/01/2019 00:00 To: 06/30/2019 23:59 Facility Name: COLUSA GENERATING STATION  
 Generated: 07/03/2019 08:46 Location: Maxwell, CA

Red = Invalid or Excluded Data | Green = Edited Status | Blue = Edited Value | \* = Excess Emission

	Unit CT1 NOx, Inlet, Ppm 1 Hour(s)	Unit CT1 O2Dry, Inlet, Pct 1 Hour(s)	Unit CT1 NOx, Inlet, Ppmvdc 1 Hour(s)	Unit CT1 NH3, Inj, LbPerHr 1 Hour(s)	Unit CT1 ExhaustFlow, LbPerHr 1 Hour(s)	Unit CT1 HI, MBtuPerHr 1 Hour(s)	Unit CT1 NH3, Slip, Ppmvdc 1 Hour(s)	Unit CT1 NH3slip, LbPerHr 1 Hour(s)
04/02/2019 00:00	0.0	0.0	0.0	0.0	0.0	0.0	0.0	0.0
04/02/2019 01:00	0.0	0.0	0.0	0.0	0.0	0.0	0.0	0.0
04/02/2019 02:00	0.0	0.0	0.0	0.0	0.0	0.0	0.0	0.0
04/02/2019 03:00	0.0	0.0	0.0	0.0	0.0	0.0	0.0	0.0
04/02/2019 04:00	0.0	0.0	0.0	0.0	0.0	0.0	0.0	0.0
04/02/2019 05:00	0.0	0.0	0.0	0.0	0.0	0.0	0.0	0.0
04/02/2019 06:00	0.0	0.0	0.0	0.0	0.0	0.0	0.0	0.0
04/02/2019 07:00	0.0	0.0	0.0	0.0	0.0	0.0	0.0	0.0
04/02/2019 08:00	0.0	0.0	0.0	0.0	0.0	0.0	0.0	0.0
04/02/2019 09:00	0.0	0.0	0.0	0.0	0.0	0.0	0.0	0.0
04/02/2019 10:00	0.0	0.0	0.0	0.0	0.0	0.0	0.0	0.0
04/02/2019 11:00	0.0	0.0	0.0	0.0	0.0	0.0	0.0	0.0
04/02/2019 12:00	0.0	0.0	0.0	0.0	0.0	0.0	0.0	0.0
04/02/2019 13:00	0.0	0.0	0.0	0.0	0.0	0.0	0.0	0.0
04/02/2019 14:00	0.0	0.0	0.0	0.0	0.0	0.0	0.0	0.0
04/02/2019 15:00	0.0	0.0	0.0	0.0	0.0	0.0	0.0	0.0
04/02/2019 16:00	0.0	0.0	0.0	0.0	0.0	0.0	0.0	0.0
04/02/2019 17:00	0.0	0.0	0.0	0.0	0.0	0.0	0.0	0.0
04/02/2019 18:00	0.0	0.0	0.0	0.0	0.0	0.0	0.0	0.0
04/02/2019 19:00	0.0	0.0	0.0	0.0	0.0	0.0	0.0	0.0
04/02/2019 20:00	0.0	0.0	0.0	0.0	0.0	0.0	0.0	0.0
04/02/2019 21:00	0.0	0.0	0.0	0.0	0.0	0.0	0.0	0.0
04/02/2019 22:00	0.0	0.0	0.0	0.0	0.0	0.0	0.0	0.0
04/02/2019 23:00	0.0	0.0	0.0	0.0	0.0	0.0	0.0	0.0
Average/Sum#:	0.0	0.0	0.0	0.0	0.0	0.0	0.0	0.0
Minimum:	0.0	0.0	0.0	0.0	0.0	0.0	0.0	0.0
Maximum:	0.0	0.0	0.0	0.0	0.0	0.0	0.0	0.0
%SI	100.00	100.00	100.00	100.00	100.00	100.00	100.00	100.00



# Daily Summary Report

## CT1 - NH3 Slip



From: 04/01/2019 00:00 To: 06/30/2019 23:59 Facility Name: COLUSA GENERATING STATION  
 Generated: 07/03/2019 08:46 Location: Maxwell, CA

Red = Invalid or Excluded Data | Green = Edited Status | Blue = Edited Value | \* = Excess Emission

	Unit CT1 NOx, Inlet, Ppm 1 Hour(s)	Unit CT1 O2Dry, Inlet, Pct 1 Hour(s)	Unit CT1 NOx, Inlet, Ppmvdc 1 Hour(s)	Unit CT1 NH3, Inj, LbPerHr 1 Hour(s)	Unit CT1 ExhaustFlow, LbPerHr 1 Hour(s)	Unit CT1 HI, MBtuPerHr 1 Hour(s)	Unit CT1 NH3, Slip, Ppmvdc 1 Hour(s)	Unit CT1 NH3slip, LbPerHr 1 Hour(s)
04/03/2019 00:00	0.0	0.0	0.0	0.0	0.0	0.0	0.0	0.0
04/03/2019 01:00	0.0	0.0	0.0	0.0	0.0	0.0	0.0	0.0
04/03/2019 02:00	37.2	17.6	66.5	3.1	1,917,194.1	462.0	0.0	0.0
04/03/2019 03:00	42.9	15.7	48.7	232.8	2,136,302.0	826.8	3.4	1.1
04/03/2019 04:00	8.9	14.0	7.6	105.3	2,839,403.6	1,451.4	1.2	0.7
04/03/2019 05:00	9.0	13.9	7.6	117.2	3,231,648.7	1,675.5	1.2	0.8
04/03/2019 06:00	9.1	13.9	7.7	107.0	3,066,546.2	1,589.9	1.2	0.8
04/03/2019 07:00	9.8	14.0	8.4	97.9	2,533,630.7	1,295.1	1.3	0.6
04/03/2019 08:00	9.8	14.0	8.4	88.2	2,543,021.1	1,299.9	1.1	0.5
04/03/2019 09:00	9.3	14.0	8.0	96.9	2,726,915.2	1,393.9	1.2	0.7
04/03/2019 10:00	9.2	14.0	7.9	102.8	2,860,531.9	1,462.2	1.2	0.7
04/03/2019 11:00	9.4	14.1	8.2	89.9	2,597,406.8	1,327.7	1.1	0.5
04/03/2019 12:00	9.6	14.1	8.3	87.9	2,561,617.5	1,290.7	1.1	0.5
04/03/2019 13:00	9.6	14.1	8.3	87.7	2,576,105.6	1,298.0	1.1	0.5
04/03/2019 14:00	9.2	14.0	7.9	105.1	2,914,722.0	1,489.9	1.2	0.7
04/03/2019 15:00	9.3	14.1	8.1	95.4	2,707,292.5	1,364.1	1.2	0.7
04/03/2019 16:00	9.1	14.0	7.8	104.6	2,931,742.0	1,498.6	1.2	0.7
04/03/2019 17:00	9.3	14.0	8.0	111.9	2,972,042.2	1,519.2	1.3	0.8
04/03/2019 18:00	10.5	13.5	8.4	154.6	3,317,473.9	1,913.8	1.6	1.1
04/03/2019 19:00	11.2	13.4	8.8	176.0	3,309,931.3	2,030.3	1.8	1.4
04/03/2019 20:00	11.1	13.3	8.6	190.2	3,301,572.0	2,097.5	2.0	1.7
04/03/2019 21:00	11.1	13.4	8.7	195.5	3,299,368.3	2,096.1	2.1	1.7
04/03/2019 22:00	10.8	13.5	8.6	165.2	3,319,313.5	1,939.1	1.7	1.4
04/03/2019 23:00	10.7	13.5	8.5	161.1	3,303,606.3	1,905.8	1.7	1.3
<b>Average/Sum#:</b>	12.6	14.1	12.7	121.7	2,862,154.0	1,510.3	1.4	0.9
<b>Minimum:</b>	8.9	13.3	7.6	3.1	1,917,194.1	462.0	0.0	0.0
<b>Maximum:</b>	42.9	17.6	66.5	232.8	3,319,313.5	2,097.5	3.4	1.7
<b>%SI</b>	8.33	8.33	8.33	8.33	8.33	8.33	8.33	8.33

# Daily Summary Report

## CT1 - NH3 Slip



From: 04/01/2019 00:00 To: 06/30/2019 23:59 Facility Name: COLUSA GENERATING STATION  
 Generated: 07/03/2019 08:46 Location: Maxwell, CA

Red = Invalid or Excluded Data | Green = Edited Status | Blue = Edited Value | \* = Excess Emission

	Unit CT1 NOx, Inlet, Ppm 1 Hour(s)	Unit CT1 O2Dry, Inlet, Pct 1 Hour(s)	Unit CT1 NOx, Inlet, Ppmvdc 1 Hour(s)	Unit CT1 NH3, Inj, LbPerHr 1 Hour(s)	Unit CT1 ExhaustFlow, LbPerHr 1 Hour(s)	Unit CT1 HI, MBtuPerHr 1 Hour(s)	Unit CT1 NH3, Slip, Ppmvdc 1 Hour(s)	Unit CT1 NH3slip, LbPerHr 1 Hour(s)
04/04/2019 00:00	8.9	14.0	7.6	105.8	2,994,931.1	1,530.9	1.2	0.8
04/04/2019 01:00	9.0	14.0	7.7	99.5	2,818,079.8	1,440.5	1.2	0.7
04/04/2019 02:00	9.1	14.0	7.8	103.2	2,950,913.9	1,508.4	1.2	0.8
04/04/2019 03:00	9.1	14.0	7.8	103.6	2,964,608.2	1,515.4	1.2	0.8
04/04/2019 04:00	9.1	14.0	7.8	87.6	2,653,748.8	1,356.5	1.1	0.5
04/04/2019 05:00	9.2	13.9	7.8	121.3	3,144,661.3	1,630.4	1.3	0.8
04/04/2019 06:00	9.1	14.0	7.8	114.3	3,267,837.8	1,670.4	1.2	0.8
04/04/2019 07:00	9.1	14.0	7.8	115.4	3,191,345.7	1,631.3	1.2	0.8
04/04/2019 08:00	9.6	14.0	8.2	89.4	2,572,561.5	1,315.0	1.1	0.5
04/04/2019 09:00	9.2	14.0	7.9	110.0	2,870,900.4	1,467.5	1.3	0.7
04/04/2019 10:00	9.6	14.1	8.3	88.2	2,572,731.6	1,296.3	1.1	0.5
04/04/2019 11:00	9.4	14.1	8.2	98.0	2,663,629.7	1,342.1	1.2	0.7
04/04/2019 12:00	9.3	14.1	8.1	97.7	2,714,040.4	1,367.5	1.2	0.7
04/04/2019 13:00	9.4	14.1	8.2	87.4	2,561,815.9	1,290.8	1.1	0.5
04/04/2019 14:00	9.3	14.1	8.1	102.0	2,733,490.2	1,377.3	1.2	0.7
04/04/2019 15:00	9.4	14.1	8.2	87.3	2,563,205.2	1,291.5	1.1	0.5
04/04/2019 16:00	9.0	14.0	7.7	116.4	3,162,783.4	1,616.7	1.2	0.8
04/04/2019 17:00	9.2	13.9	7.8	117.2	3,196,236.5	1,633.8	1.2	0.8
04/04/2019 18:00	10.1	13.6	8.2	146.9	3,363,804.3	1,891.4	1.5	1.1
04/04/2019 19:00	11.1	13.4	8.7	174.2	3,338,787.1	2,048.0	1.8	1.4
04/04/2019 20:00	11.0	13.4	8.7	188.9	3,331,636.4	2,116.6	2.0	1.7
04/04/2019 21:00	10.8	13.4	8.5	176.0	3,320,202.0	2,036.6	1.8	1.4
04/04/2019 22:00	9.4	13.9	7.9	111.3	2,818,731.9	1,482.0	1.3	0.7
04/04/2019 23:00	9.5	14.0	8.1	88.9	2,552,802.7	1,304.9	1.1	0.5
<b>Average/Sum#:</b>	9.5	13.9	8.0	113.8	2,930,145.2	1,548.4	1.3	0.8
<b>Minimum:</b>	8.9	13.4	7.6	87.3	2,552,802.7	1,290.8	1.1	0.5
<b>Maximum:</b>	11.1	14.1	8.7	188.9	3,363,804.3	2,116.6	2.0	1.7
<b>%SI</b>	0.00	0.00	0.00	0.00	0.00	0.00	0.00	0.00

# Daily Summary Report

## CT1 - NH3 Slip



From: 04/01/2019 00:00 To: 06/30/2019 23:59 Facility Name: COLUSA GENERATING STATION  
 Generated: 07/03/2019 08:46 Location: Maxwell, CA

Red = Invalid or Excluded Data | Green = Edited Status | Blue = Edited Value | \* = Excess Emission

	Unit CT1 NOx, Inlet, Ppm 1 Hour(s)	Unit CT1 O2Dry, Inlet, Pct 1 Hour(s)	Unit CT1 NOx, Inlet, Ppmvdc 1 Hour(s)	Unit CT1 NH3, Inj, LbPerHr 1 Hour(s)	Unit CT1 ExhaustFlow, LbPerHr 1 Hour(s)	Unit CT1 HI, MBtuPerHr 1 Hour(s)	Unit CT1 NH3, Slip, Ppmvdc 1 Hour(s)	Unit CT1 NH3slip, LbPerHr 1 Hour(s)
04/05/2019 00:00	9.3	14.0	8.0	87.5	2,555,541.5	1,306.3	1.1	0.5
04/05/2019 01:00	9.0	14.0	7.7	88.0	2,637,120.1	1,348.0	1.1	0.5
04/05/2019 02:00	9.1	14.0	7.8	97.3	2,723,393.8	1,392.1	1.2	0.7
04/05/2019 03:00	9.3	14.0	8.0	87.6	2,569,822.7	1,313.6	1.1	0.5
04/05/2019 04:00	9.7	14.0	8.3	88.2	2,509,763.6	1,282.9	1.2	0.6
04/05/2019 05:00	9.1	13.9	7.7	119.3	3,160,477.2	1,638.6	1.3	0.8
04/05/2019 06:00	9.7	14.0	8.3	90.1	2,531,870.1	1,294.2	1.2	0.6
04/05/2019 07:00	9.4	14.0	8.0	88.1	2,595,059.2	1,326.5	1.1	0.5
04/05/2019 08:00	9.2	14.0	7.9	112.6	3,071,814.5	1,570.2	1.2	0.8
04/05/2019 09:00	9.1	13.9	7.7	108.6	3,031,828.4	1,571.9	1.2	0.8
04/05/2019 10:00	9.1	13.9	7.7	113.3	3,158,548.4	1,637.6	1.2	0.8
04/05/2019 11:00	9.1	13.9	7.7	111.3	3,179,999.1	1,625.5	1.2	0.8
04/05/2019 12:00	9.0	14.0	7.7	115.3	3,236,341.1	1,654.3	1.2	0.8
04/05/2019 13:00	8.9	14.0	7.6	114.4	3,212,474.0	1,642.1	1.2	0.8
04/05/2019 14:00	9.0	14.0	7.7	98.7	2,875,399.9	1,469.8	1.1	0.6
04/05/2019 15:00	8.9	14.0	7.6	111.7	3,160,435.8	1,615.5	1.2	0.8
04/05/2019 16:00	8.9	14.0	7.6	112.0	3,186,454.9	1,628.8	1.2	0.8
04/05/2019 17:00	9.4	14.1	8.2	89.0	2,600,517.1	1,310.3	1.1	0.5
04/05/2019 18:00	9.0	14.0	7.7	112.9	3,152,806.2	1,611.6	1.2	0.8
04/05/2019 19:00	10.0	13.7	8.2	144.3	3,291,731.0	1,802.8	1.5	1.1
04/05/2019 20:00	11.0	13.5	8.8	166.1	3,327,866.2	2,017.0	1.7	1.4
04/05/2019 21:00	17.1	14.8	16.5	166.7	2,572,101.2	1,277.2	2.1	1.0
04/05/2019 22:00	0.0	0.0	0.0	0.0	0.0	0.0	0.0	0.0
04/05/2019 23:00	0.0	0.0	0.0	0.0	0.0	0.0	0.0	0.0
<b>Average/Sum#:</b>	9.7	14.0	8.3	110.1	2,924,607.5	1,515.3	1.3	0.8
<b>Minimum:</b>	8.9	13.5	7.6	87.5	2,509,763.6	1,277.2	1.1	0.5
<b>Maximum:</b>	17.1	14.8	16.5	166.7	3,327,866.2	2,017.0	2.1	1.4
<b>%SI</b>	8.33	8.33	8.33	8.33	8.33	8.33	8.33	8.33

# Daily Summary Report

## CT1 - NH3 Slip



From: 04/01/2019 00:00 To: 06/30/2019 23:59 Facility Name: COLUSA GENERATING STATION  
 Generated: 07/03/2019 08:46 Location: Maxwell, CA

Red = Invalid or Excluded Data | Green = Edited Status | Blue = Edited Value | \* = Excess Emission

	Unit CT1 NOx, Inlet, Ppm 1 Hour(s)	Unit CT1 O2Dry, Inlet, Pct 1 Hour(s)	Unit CT1 NOx, Inlet, Ppmvdc 1 Hour(s)	Unit CT1 NH3, Inj, LbPerHr 1 Hour(s)	Unit CT1 ExhaustFlow, LbPerHr 1 Hour(s)	Unit CT1 HI, MBtuPerHr 1 Hour(s)	Unit CT1 NH3, Slip, Ppmvdc 1 Hour(s)	Unit CT1 NH3slip, LbPerHr 1 Hour(s)
04/06/2019 00:00	0.0	0.0	0.0	0.0	0.0	0.0	0.0	0.0
04/06/2019 01:00	0.0	0.0	0.0	0.0	0.0	0.0	0.0	0.0
04/06/2019 02:00	0.0	0.0	0.0	0.0	0.0	0.0	0.0	0.0
04/06/2019 03:00	0.0	0.0	0.0	0.0	0.0	0.0	0.0	0.0
04/06/2019 04:00	0.0	0.0	0.0	0.0	0.0	0.0	0.0	0.0
04/06/2019 05:00	0.0	0.0	0.0	0.0	0.0	0.0	0.0	0.0
04/06/2019 06:00	0.0	0.0	0.0	0.0	0.0	0.0	0.0	0.0
04/06/2019 07:00	0.0	0.0	0.0	0.0	0.0	0.0	0.0	0.0
04/06/2019 08:00	0.0	0.0	0.0	0.0	0.0	0.0	0.0	0.0
04/06/2019 09:00	0.0	0.0	0.0	0.0	0.0	0.0	0.0	0.0
04/06/2019 10:00	0.0	0.0	0.0	0.0	0.0	0.0	0.0	0.0
04/06/2019 11:00	0.0	0.0	0.0	0.0	0.0	0.0	0.0	0.0
04/06/2019 12:00	0.0	0.0	0.0	0.0	0.0	0.0	0.0	0.0
04/06/2019 13:00	0.0	0.0	0.0	0.0	0.0	0.0	0.0	0.0
04/06/2019 14:00	0.0	0.0	0.0	0.0	0.0	0.0	0.0	0.0
04/06/2019 15:00	0.0	0.0	0.0	0.0	0.0	0.0	0.0	0.0
04/06/2019 16:00	0.0	0.0	0.0	0.0	0.0	0.0	0.0	0.0
04/06/2019 17:00	0.0	0.0	0.0	0.0	0.0	0.0	0.0	0.0
04/06/2019 18:00	0.0	0.0	0.0	0.0	0.0	0.0	0.0	0.0
04/06/2019 19:00	0.0	0.0	0.0	0.0	0.0	0.0	0.0	0.0
04/06/2019 20:00	0.0	0.0	0.0	0.0	0.0	0.0	0.0	0.0
04/06/2019 21:00	0.0	0.0	0.0	0.0	0.0	0.0	0.0	0.0
04/06/2019 22:00	0.0	0.0	0.0	0.0	0.0	0.0	0.0	0.0
04/06/2019 23:00	0.0	0.0	0.0	0.0	0.0	0.0	0.0	0.0
Average/Sum#:	0.0	0.0	0.0	0.0	0.0	0.0	0.0	0.0
Minimum:	0.0	0.0	0.0	0.0	0.0	0.0	0.0	0.0
Maximum:	0.0	0.0	0.0	0.0	0.0	0.0	0.0	0.0
%SI	100.00	100.00	100.00	100.00	100.00	100.00	100.00	100.00

# Daily Summary Report

## CT1 - NH3 Slip



From: 04/01/2019 00:00 To: 06/30/2019 23:59 Facility Name: COLUSA GENERATING STATION  
 Generated: 07/03/2019 08:46 Location: Maxwell, CA

Red = Invalid or Excluded Data | Green = Edited Status | Blue = Edited Value | \* = Excess Emission

	Unit CT1 NOx, Inlet, Ppm 1 Hour(s)	Unit CT1 O2Dry, Inlet, Pct 1 Hour(s)	Unit CT1 NOx, Inlet, Ppmvdc 1 Hour(s)	Unit CT1 NH3, Inj, LbPerHr 1 Hour(s)	Unit CT1 ExhaustFlow, LbPerHr 1 Hour(s)	Unit CT1 HI, MBtuPerHr 1 Hour(s)	Unit CT1 NH3, Slip, Ppmvdc 1 Hour(s)	Unit CT1 NH3slip, LbPerHr 1 Hour(s)
04/07/2019 00:00	0.0	0.0	0.0	0.0	0.0	0.0	0.0	0.0
04/07/2019 01:00	0.0	0.0	0.0	0.0	0.0	0.0	0.0	0.0
04/07/2019 02:00	0.0	0.0	0.0	0.0	0.0	0.0	0.0	0.0
04/07/2019 03:00	0.0	0.0	0.0	0.0	0.0	0.0	0.0	0.0
04/07/2019 04:00	0.0	0.0	0.0	0.0	0.0	0.0	0.0	0.0
04/07/2019 05:00	0.0	0.0	0.0	0.0	0.0	0.0	0.0	0.0
04/07/2019 06:00	0.0	0.0	0.0	0.0	0.0	0.0	0.0	0.0
04/07/2019 07:00	0.0	0.0	0.0	0.0	0.0	0.0	0.0	0.0
04/07/2019 08:00	0.0	0.0	0.0	0.0	0.0	0.0	0.0	0.0
04/07/2019 09:00	0.0	0.0	0.0	0.0	0.0	0.0	0.0	0.0
04/07/2019 10:00	0.0	0.0	0.0	0.0	0.0	0.0	0.0	0.0
04/07/2019 11:00	0.0	0.0	0.0	0.0	0.0	0.0	0.0	0.0
04/07/2019 12:00	0.0	0.0	0.0	0.0	0.0	0.0	0.0	0.0
04/07/2019 13:00	0.0	0.0	0.0	0.0	0.0	0.0	0.0	0.0
04/07/2019 14:00	0.0	0.0	0.0	0.0	0.0	0.0	0.0	0.0
04/07/2019 15:00	0.0	0.0	0.0	0.0	0.0	0.0	0.0	0.0
04/07/2019 16:00	0.0	0.0	0.0	0.0	0.0	0.0	0.0	0.0
04/07/2019 17:00	0.0	0.0	0.0	0.0	0.0	0.0	0.0	0.0
04/07/2019 18:00	0.0	0.0	0.0	0.0	0.0	0.0	0.0	0.0
04/07/2019 19:00	22.9	18.0	46.6	0.1	2,013,053.8	338.1	0.0	0.0
04/07/2019 20:00	50.1	16.3	64.3	115.3	1,930,293.0	648.4	0.0	0.0
04/07/2019 21:00	8.6	14.0	7.4	129.5	2,722,024.4	1,391.4	1.7	1.0
04/07/2019 22:00	9.1	14.1	7.9	87.8	2,595,356.9	1,307.7	1.1	0.5
04/07/2019 23:00	9.0	14.0	7.7	89.4	2,631,446.8	1,345.1	1.1	0.5
<b>Average/Sum#:</b>	19.9	15.3	26.8	84.4	2,378,435.0	1,006.1	0.8	0.4
<b>Minimum:</b>	8.6	14.0	7.4	0.1	1,930,293.0	338.1	0.0	0.0
<b>Maximum:</b>	50.1	18.0	64.3	129.5	2,722,024.4	1,391.4	1.7	1.0
<b>%SI</b>	79.17	79.17	79.17	79.17	79.17	79.17	79.17	79.17

# Daily Summary Report

## CT1 - NH3 Slip



From: 04/01/2019 00:00 To: 06/30/2019 23:59 Facility Name: COLUSA GENERATING STATION  
 Generated: 07/03/2019 08:46 Location: Maxwell, CA

Red = Invalid or Excluded Data | Green = Edited Status | Blue = Edited Value | \* = Excess Emission

	Unit CT1 NOx, Inlet, Ppm 1 Hour(s)	Unit CT1 O2Dry, Inlet, Pct 1 Hour(s)	Unit CT1 NOx, Inlet, Ppmvdc 1 Hour(s)	Unit CT1 NH3, Inj, LbPerHr 1 Hour(s)	Unit CT1 ExhaustFlow, LbPerHr 1 Hour(s)	Unit CT1 HI, MBtuPerHr 1 Hour(s)	Unit CT1 NH3, Slip, Ppmvdc 1 Hour(s)	Unit CT1 NH3slip, LbPerHr 1 Hour(s)
04/08/2019 00:00	9.1	14.0	7.8	92.0	2,632,229.3	1,345.5	1.2	0.7
04/08/2019 01:00	9.1	14.0	7.8	92.4	2,713,416.6	1,387.0	1.1	0.6
04/08/2019 02:00	9.1	14.0	7.8	89.4	2,640,837.1	1,349.9	1.1	0.5
04/08/2019 03:00	9.7	14.0	8.3	87.7	2,517,197.6	1,286.7	1.1	0.5
04/08/2019 04:00	9.3	13.9	7.8	119.5	3,058,638.3	1,585.8	1.3	0.8
04/08/2019 05:00	9.4	13.9	7.9	114.3	3,064,231.7	1,588.7	1.2	0.8
04/08/2019 06:00	9.3	13.9	7.8	117.0	3,201,174.2	1,659.7	1.2	0.8
04/08/2019 07:00	9.3	14.0	8.0	100.1	2,848,207.1	1,455.9	1.2	0.7
04/08/2019 08:00	9.3	14.0	8.0	106.4	2,913,743.8	1,489.4	1.2	0.7
04/08/2019 09:00	9.3	14.0	8.0	98.9	2,715,568.6	1,388.1	1.2	0.7
04/08/2019 10:00	9.4	13.9	7.9	110.3	2,874,055.3	1,490.1	1.3	0.7
04/08/2019 11:00	9.3	14.0	8.0	97.2	2,685,050.0	1,372.5	1.2	0.7
04/08/2019 12:00	9.3	14.0	8.0	109.6	2,968,912.1	1,517.6	1.2	0.8
04/08/2019 13:00	9.0	14.1	7.8	90.6	2,614,806.7	1,317.5	1.1	0.5
04/08/2019 14:00	9.1	14.0	7.8	107.6	2,786,191.7	1,424.2	1.3	0.7
04/08/2019 15:00	9.3	14.0	8.0	117.6	3,100,181.2	1,584.7	1.3	0.8
04/08/2019 16:00	9.0	14.1	7.8	90.2	2,629,686.1	1,344.2	1.1	0.5
04/08/2019 17:00	9.3	13.9	7.8	118.9	3,123,059.1	1,619.2	1.3	0.8
04/08/2019 18:00	9.3	13.9	7.8	115.3	3,120,166.0	1,617.7	1.2	0.8
04/08/2019 19:00	9.3	13.9	7.8	117.4	3,231,841.5	1,675.6	1.2	0.8
04/08/2019 20:00	10.6	13.5	8.5	156.3	3,351,969.5	1,933.7	1.6	1.2
04/08/2019 21:00	11.3	13.4	8.9	177.8	3,345,308.1	2,052.0	1.8	1.4
04/08/2019 22:00	10.3	13.6	8.3	149.8	3,347,540.3	1,906.7	1.5	1.1
04/08/2019 23:00	22.1	16.2	27.7	154.8	1,679,915.0	637.9	3.0	0.8
<b>Average/Sum#:</b>	10.0	14.0	8.8	113.8	2,881,830.3	1,501.3	1.3	0.8
<b>Minimum:</b>	9.0	13.4	7.8	87.7	1,679,915.0	637.9	1.1	0.5
<b>Maximum:</b>	22.1	16.2	27.7	177.8	3,351,969.5	2,052.0	3.0	1.4
<b>%SI</b>	0.00	0.00	0.00	0.00	0.00	0.00	0.00	0.00

# Daily Summary Report

## CT1 - NH3 Slip



From: 04/01/2019 00:00 To: 06/30/2019 23:59 Facility Name: COLUSA GENERATING STATION  
 Generated: 07/03/2019 08:46 Location: Maxwell, CA

Red = Invalid or Excluded Data | Green = Edited Status | Blue = Edited Value | \* = Excess Emission

	Unit CT1 NOx, Inlet, Ppm 1 Hour(s)	Unit CT1 O2Dry, Inlet, Pct 1 Hour(s)	Unit CT1 NOx, Inlet, Ppmvdc 1 Hour(s)	Unit CT1 NH3, Inj, LbPerHr 1 Hour(s)	Unit CT1 ExhaustFlow, LbPerHr 1 Hour(s)	Unit CT1 HI, MBtuPerHr 1 Hour(s)	Unit CT1 NH3, Slip, Ppmvdc 1 Hour(s)	Unit CT1 NH3slip, LbPerHr 1 Hour(s)
04/09/2019 00:00	0.0	0.0	0.0	0.0	0.0	0.0	0.0	0.0
04/09/2019 01:00	0.0	0.0	0.0	0.0	0.0	0.0	0.0	0.0
04/09/2019 02:00	0.0	0.0	0.0	0.0	0.0	0.0	0.0	0.0
04/09/2019 03:00	0.0	0.0	0.0	0.0	0.0	0.0	0.0	0.0
04/09/2019 04:00	0.0	0.0	0.0	0.0	0.0	0.0	0.0	0.0
04/09/2019 05:00	0.0	0.0	0.0	0.0	0.0	0.0	0.0	0.0
04/09/2019 06:00	0.0	0.0	0.0	0.0	0.0	0.0	0.0	0.0
04/09/2019 07:00	0.0	0.0	0.0	0.0	0.0	0.0	0.0	0.0
04/09/2019 08:00	0.0	0.0	0.0	0.0	0.0	0.0	0.0	0.0
04/09/2019 09:00	0.0	0.0	0.0	0.0	0.0	0.0	0.0	0.0
04/09/2019 10:00	0.0	0.0	0.0	0.0	0.0	0.0	0.0	0.0
04/09/2019 11:00	0.0	0.0	0.0	0.0	0.0	0.0	0.0	0.0
04/09/2019 12:00	0.0	0.0	0.0	0.0	0.0	0.0	0.0	0.0
04/09/2019 13:00	0.0	0.0	0.0	0.0	0.0	0.0	0.0	0.0
04/09/2019 14:00	0.0	0.0	0.0	0.0	0.0	0.0	0.0	0.0
04/09/2019 15:00	0.0	0.0	0.0	0.0	0.0	0.0	0.0	0.0
04/09/2019 16:00	0.0	0.0	0.0	0.0	0.0	0.0	0.0	0.0
04/09/2019 17:00	0.0	0.0	0.0	0.0	0.0	0.0	0.0	0.0
04/09/2019 18:00	0.0	0.0	0.0	0.0	0.0	0.0	0.0	0.0
04/09/2019 19:00	0.0	0.0	0.0	0.0	0.0	0.0	0.0	0.0
04/09/2019 20:00	0.0	0.0	0.0	0.0	0.0	0.0	0.0	0.0
04/09/2019 21:00	0.0	0.0	0.0	0.0	0.0	0.0	0.0	0.0
04/09/2019 22:00	0.0	0.0	0.0	0.0	0.0	0.0	0.0	0.0
04/09/2019 23:00	0.0	0.0	0.0	0.0	0.0	0.0	0.0	0.0
Average/Sum#:	0.0	0.0	0.0	0.0	0.0	0.0	0.0	0.0
Minimum:	0.0	0.0	0.0	0.0	0.0	0.0	0.0	0.0
Maximum:	0.0	0.0	0.0	0.0	0.0	0.0	0.0	0.0
%SI	100.00	100.00	100.00	100.00	100.00	100.00	100.00	100.00

# Daily Summary Report

## CT1 - NH3 Slip



From: 04/01/2019 00:00 To: 06/30/2019 23:59 Facility Name: COLUSA GENERATING STATION  
 Generated: 07/03/2019 08:46 Location: Maxwell, CA

Red = Invalid or Excluded Data | Green = Edited Status | Blue = Edited Value | \* = Excess Emission

	Unit CT1 NOx, Inlet, Ppm 1 Hour(s)	Unit CT1 O2Dry, Inlet, Pct 1 Hour(s)	Unit CT1 NOx, Inlet, Ppmvdc 1 Hour(s)	Unit CT1 NH3, Inj, LbPerHr 1 Hour(s)	Unit CT1 ExhaustFlow, LbPerHr 1 Hour(s)	Unit CT1 HI, MBtuPerHr 1 Hour(s)	Unit CT1 NH3, Slip, Ppmvdc 1 Hour(s)	Unit CT1 NH3slip, LbPerHr 1 Hour(s)
04/10/2019 00:00	0.0	0.0	0.0	0.0	0.0	0.0	0.0	0.0
04/10/2019 01:00	0.0	0.0	0.0	0.0	0.0	0.0	0.0	0.0
04/10/2019 02:00	0.0	0.0	0.0	0.0	0.0	0.0	0.0	0.0
04/10/2019 03:00	0.0	0.0	0.0	0.0	0.0	0.0	0.0	0.0
04/10/2019 04:00	0.0	0.0	0.0	0.0	0.0	0.0	0.0	0.0
04/10/2019 05:00	0.0	0.0	0.0	0.0	0.0	0.0	0.0	0.0
04/10/2019 06:00	0.0	0.0	0.0	0.0	0.0	0.0	0.0	0.0
04/10/2019 07:00	0.0	0.0	0.0	0.0	0.0	0.0	0.0	0.0
04/10/2019 08:00	0.0	0.0	0.0	0.0	0.0	0.0	0.0	0.0
04/10/2019 09:00	0.0	0.0	0.0	0.0	0.0	0.0	0.0	0.0
04/10/2019 10:00	0.0	0.0	0.0	0.0	0.0	0.0	0.0	0.0
04/10/2019 11:00	0.0	0.0	0.0	0.0	0.0	0.0	0.0	0.0
04/10/2019 12:00	0.0	0.0	0.0	0.0	0.0	0.0	0.0	0.0
04/10/2019 13:00	0.0	0.0	0.0	0.0	0.0	0.0	0.0	0.0
04/10/2019 14:00	0.0	0.0	0.0	0.0	0.0	0.0	0.0	0.0
04/10/2019 15:00	0.0	0.0	0.0	0.0	0.0	0.0	0.0	0.0
04/10/2019 16:00	0.0	0.0	0.0	0.0	0.0	0.0	0.0	0.0
04/10/2019 17:00	0.0	0.0	0.0	0.0	0.0	0.0	0.0	0.0
04/10/2019 18:00	0.0	0.0	0.0	0.0	0.0	0.0	0.0	0.0
04/10/2019 19:00	0.0	0.0	0.0	0.0	0.0	0.0	0.0	0.0
04/10/2019 20:00	0.0	0.0	0.0	0.0	0.0	0.0	0.0	0.0
04/10/2019 21:00	0.0	0.0	0.0	0.0	0.0	0.0	0.0	0.0
04/10/2019 22:00	0.0	0.0	0.0	0.0	0.0	0.0	0.0	0.0
04/10/2019 23:00	0.0	0.0	0.0	0.0	0.0	0.0	0.0	0.0
Average/Sum#:	0.0	0.0	0.0	0.0	0.0	0.0	0.0	0.0
Minimum:	0.0	0.0	0.0	0.0	0.0	0.0	0.0	0.0
Maximum:	0.0	0.0	0.0	0.0	0.0	0.0	0.0	0.0
%SI	100.00	100.00	100.00	100.00	100.00	100.00	100.00	100.00



# Daily Summary Report

## CT1 - NH3 Slip



From: 04/01/2019 00:00 To: 06/30/2019 23:59 Facility Name: COLUSA GENERATING STATION  
 Generated: 07/03/2019 08:46 Location: Maxwell, CA

Red = Invalid or Excluded Data | Green = Edited Status | Blue = Edited Value | \* = Excess Emission

	Unit CT1 NOx, Inlet, Ppm 1 Hour(s)	Unit CT1 O2Dry, Inlet, Pct 1 Hour(s)	Unit CT1 NOx, Inlet, Ppmvdc 1 Hour(s)	Unit CT1 NH3, Inj, LbPerHr 1 Hour(s)	Unit CT1 ExhaustFlow, LbPerHr 1 Hour(s)	Unit CT1 HI, MBtuPerHr 1 Hour(s)	Unit CT1 NH3, Slip, Ppmvdc 1 Hour(s)	Unit CT1 NH3slip, LbPerHr 1 Hour(s)
04/11/2019 00:00	0.0	0.0	0.0	0.0	0.0	0.0	0.0	0.0
04/11/2019 01:00	0.0	0.0	0.0	0.0	0.0	0.0	0.0	0.0
04/11/2019 02:00	0.0	0.0	0.0	0.0	0.0	0.0	0.0	0.0
04/11/2019 03:00	0.0	0.0	0.0	0.0	0.0	0.0	0.0	0.0
04/11/2019 04:00	0.0	0.0	0.0	0.0	0.0	0.0	0.0	0.0
04/11/2019 05:00	0.0	0.0	0.0	0.0	0.0	0.0	0.0	0.0
04/11/2019 06:00	0.0	0.0	0.0	0.0	0.0	0.0	0.0	0.0
04/11/2019 07:00	0.0	0.0	0.0	0.0	0.0	0.0	0.0	0.0
04/11/2019 08:00	0.0	0.0	0.0	0.0	0.0	0.0	0.0	0.0
04/11/2019 09:00	0.0	0.0	0.0	0.0	0.0	0.0	0.0	0.0
04/11/2019 10:00	0.0	0.0	0.0	0.0	0.0	0.0	0.0	0.0
04/11/2019 11:00	0.0	0.0	0.0	0.0	0.0	0.0	0.0	0.0
04/11/2019 12:00	0.0	0.0	0.0	0.0	0.0	0.0	0.0	0.0
04/11/2019 13:00	0.0	0.0	0.0	0.0	0.0	0.0	0.0	0.0
04/11/2019 14:00	0.0	0.0	0.0	0.0	0.0	0.0	0.0	0.0
04/11/2019 15:00	0.0	0.0	0.0	0.0	0.0	0.0	0.0	0.0
04/11/2019 16:00	0.0	0.0	0.0	0.0	0.0	0.0	0.0	0.0
04/11/2019 17:00	0.0	0.0	0.0	0.0	0.0	0.0	0.0	0.0
04/11/2019 18:00	0.0	0.0	0.0	0.0	0.0	0.0	0.0	0.0
04/11/2019 19:00	0.0	0.0	0.0	0.0	0.0	0.0	0.0	0.0
04/11/2019 20:00	0.0	0.0	0.0	0.0	0.0	0.0	0.0	0.0
04/11/2019 21:00	0.0	0.0	0.0	0.0	0.0	0.0	0.0	0.0
04/11/2019 22:00	0.0	0.0	0.0	0.0	0.0	0.0	0.0	0.0
04/11/2019 23:00	0.0	0.0	0.0	0.0	0.0	0.0	0.0	0.0
Average/Sum#:	0.0	0.0	0.0	0.0	0.0	0.0	0.0	0.0
Minimum:	0.0	0.0	0.0	0.0	0.0	0.0	0.0	0.0
Maximum:	0.0	0.0	0.0	0.0	0.0	0.0	0.0	0.0
%SI	100.00	100.00	100.00	100.00	100.00	100.00	100.00	100.00

# Daily Summary Report

## CT1 - NH3 Slip



From: 04/01/2019 00:00 To: 06/30/2019 23:59 Facility Name: COLUSA GENERATING STATION  
 Generated: 07/03/2019 08:46 Location: Maxwell, CA

Red = Invalid or Excluded Data | Green = Edited Status | Blue = Edited Value | \* = Excess Emission

	Unit CT1 NOx, Inlet, Ppm 1 Hour(s)	Unit CT1 O2Dry, Inlet, Pct 1 Hour(s)	Unit CT1 NOx, Inlet, Ppmvdc 1 Hour(s)	Unit CT1 NH3, Inj, LbPerHr 1 Hour(s)	Unit CT1 ExhaustFlow, LbPerHr 1 Hour(s)	Unit CT1 HI, MBtuPerHr 1 Hour(s)	Unit CT1 NH3, Slip, Ppmvdc 1 Hour(s)	Unit CT1 NH3slip, LbPerHr 1 Hour(s)
04/12/2019 00:00	0.0	0.0	0.0	0.0	0.0	0.0	0.0	0.0
04/12/2019 01:00	0.0	0.0	0.0	0.0	0.0	0.0	0.0	0.0
04/12/2019 02:00	0.0	0.0	0.0	0.0	0.0	0.0	0.0	0.0
04/12/2019 03:00	0.0	0.0	0.0	0.0	0.0	0.0	0.0	0.0
04/12/2019 04:00	0.0	0.0	0.0	0.0	0.0	0.0	0.0	0.0
04/12/2019 05:00	0.0	0.0	0.0	0.0	0.0	0.0	0.0	0.0
04/12/2019 06:00	0.0	0.0	0.0	0.0	0.0	0.0	0.0	0.0
04/12/2019 07:00	0.0	0.0	0.0	0.0	0.0	0.0	0.0	0.0
04/12/2019 08:00	0.0	0.0	0.0	0.0	0.0	0.0	0.0	0.0
04/12/2019 09:00	0.0	0.0	0.0	0.0	0.0	0.0	0.0	0.0
04/12/2019 10:00	0.0	0.0	0.0	0.0	0.0	0.0	0.0	0.0
04/12/2019 11:00	0.0	0.0	0.0	0.0	0.0	0.0	0.0	0.0
04/12/2019 12:00	0.0	0.0	0.0	0.0	0.0	0.0	0.0	0.0
04/12/2019 13:00	0.0	0.0	0.0	0.0	0.0	0.0	0.0	0.0
04/12/2019 14:00	0.0	0.0	0.0	0.0	0.0	0.0	0.0	0.0
04/12/2019 15:00	0.0	0.0	0.0	0.0	0.0	0.0	0.0	0.0
04/12/2019 16:00	0.0	0.0	0.0	0.0	0.0	0.0	0.0	0.0
04/12/2019 17:00	0.0	0.0	0.0	0.0	0.0	0.0	0.0	0.0
04/12/2019 18:00	0.0	0.0	0.0	0.0	0.0	0.0	0.0	0.0
04/12/2019 19:00	0.0	0.0	0.0	0.0	0.0	0.0	0.0	0.0
04/12/2019 20:00	0.0	0.0	0.0	0.0	0.0	0.0	0.0	0.0
04/12/2019 21:00	0.0	0.0	0.0	0.0	0.0	0.0	0.0	0.0
04/12/2019 22:00	0.0	0.0	0.0	0.0	0.0	0.0	0.0	0.0
04/12/2019 23:00	0.0	0.0	0.0	0.0	0.0	0.0	0.0	0.0
Average/Sum#:	0.0	0.0	0.0	0.0	0.0	0.0	0.0	0.0
Minimum:	0.0	0.0	0.0	0.0	0.0	0.0	0.0	0.0
Maximum:	0.0	0.0	0.0	0.0	0.0	0.0	0.0	0.0
%SI	100.00	100.00	100.00	100.00	100.00	100.00	100.00	100.00

# Daily Summary Report

## CT1 - NH3 Slip



From: 04/01/2019 00:00 To: 06/30/2019 23:59 Facility Name: COLUSA GENERATING STATION  
 Generated: 07/03/2019 08:46 Location: Maxwell, CA

Red = Invalid or Excluded Data | Green = Edited Status | Blue = Edited Value | \* = Excess Emission

	Unit CT1 NOx, Inlet, Ppm 1 Hour(s)	Unit CT1 O2Dry, Inlet, Pct 1 Hour(s)	Unit CT1 NOx, Inlet, Ppmvdc 1 Hour(s)	Unit CT1 NH3, Inj, LbPerHr 1 Hour(s)	Unit CT1 ExhaustFlow, LbPerHr 1 Hour(s)	Unit CT1 HI, MBtuPerHr 1 Hour(s)	Unit CT1 NH3, Slip, Ppmvdc 1 Hour(s)	Unit CT1 NH3slip, LbPerHr 1 Hour(s)
04/13/2019 00:00	0.0	0.0	0.0	0.0	0.0	0.0	0.0	0.0
04/13/2019 01:00	0.0	0.0	0.0	0.0	0.0	0.0	0.0	0.0
04/13/2019 02:00	0.0	0.0	0.0	0.0	0.0	0.0	0.0	0.0
04/13/2019 03:00	0.0	0.0	0.0	0.0	0.0	0.0	0.0	0.0
04/13/2019 04:00	0.0	0.0	0.0	0.0	0.0	0.0	0.0	0.0
04/13/2019 05:00	0.0	0.0	0.0	0.0	0.0	0.0	0.0	0.0
04/13/2019 06:00	0.0	0.0	0.0	0.0	0.0	0.0	0.0	0.0
04/13/2019 07:00	0.0	0.0	0.0	0.0	0.0	0.0	0.0	0.0
04/13/2019 08:00	0.0	0.0	0.0	0.0	0.0	0.0	0.0	0.0
04/13/2019 09:00	0.0	0.0	0.0	0.0	0.0	0.0	0.0	0.0
04/13/2019 10:00	0.0	0.0	0.0	0.0	0.0	0.0	0.0	0.0
04/13/2019 11:00	0.0	0.0	0.0	0.0	0.0	0.0	0.0	0.0
04/13/2019 12:00	0.0	0.0	0.0	0.0	0.0	0.0	0.0	0.0
04/13/2019 13:00	0.0	0.0	0.0	0.0	0.0	0.0	0.0	0.0
04/13/2019 14:00	0.0	0.0	0.0	0.0	0.0	0.0	0.0	0.0
04/13/2019 15:00	0.0	0.0	0.0	0.0	0.0	0.0	0.0	0.0
04/13/2019 16:00	0.0	0.0	0.0	0.0	0.0	0.0	0.0	0.0
04/13/2019 17:00	0.0	0.0	0.0	0.0	0.0	0.0	0.0	0.0
04/13/2019 18:00	0.0	0.0	0.0	0.0	0.0	0.0	0.0	0.0
04/13/2019 19:00	0.0	0.0	0.0	0.0	0.0	0.0	0.0	0.0
04/13/2019 20:00	0.0	0.0	0.0	0.0	0.0	0.0	0.0	0.0
04/13/2019 21:00	0.0	0.0	0.0	0.0	0.0	0.0	0.0	0.0
04/13/2019 22:00	0.0	0.0	0.0	0.0	0.0	0.0	0.0	0.0
04/13/2019 23:00	0.0	0.0	0.0	0.0	0.0	0.0	0.0	0.0
<b>Average/Sum#:</b>	0.0	0.0	0.0	0.0	0.0	0.0	0.0	0.0
<b>Minimum:</b>	0.0	0.0	0.0	0.0	0.0	0.0	0.0	0.0
<b>Maximum:</b>	0.0	0.0	0.0	0.0	0.0	0.0	0.0	0.0
<b>%SI</b>	100.00	100.00	100.00	100.00	100.00	100.00	100.00	100.00

# Daily Summary Report

## CT1 - NH3 Slip



From: 04/01/2019 00:00 To: 06/30/2019 23:59 Facility Name: COLUSA GENERATING STATION  
 Generated: 07/03/2019 08:46 Location: Maxwell, CA

Red = Invalid or Excluded Data | Green = Edited Status | Blue = Edited Value | \* = Excess Emission

	Unit CT1 NOx, Inlet, Ppm 1 Hour(s)	Unit CT1 O2Dry, Inlet, Pct 1 Hour(s)	Unit CT1 NOx, Inlet, Ppmvdc 1 Hour(s)	Unit CT1 NH3, Inj, LbPerHr 1 Hour(s)	Unit CT1 ExhaustFlow, LbPerHr 1 Hour(s)	Unit CT1 HI, MBtuPerHr 1 Hour(s)	Unit CT1 NH3, Slip, Ppmvdc 1 Hour(s)	Unit CT1 NH3slip, LbPerHr 1 Hour(s)
04/14/2019 00:00	0.0	0.0	0.0	0.0	0.0	0.0	0.0	0.0
04/14/2019 01:00	0.0	0.0	0.0	0.0	0.0	0.0	0.0	0.0
04/14/2019 02:00	0.0	0.0	0.0	0.0	0.0	0.0	0.0	0.0
04/14/2019 03:00	0.0	0.0	0.0	0.0	0.0	0.0	0.0	0.0
04/14/2019 04:00	0.0	0.0	0.0	0.0	0.0	0.0	0.0	0.0
04/14/2019 05:00	0.0	0.0	0.0	0.0	0.0	0.0	0.0	0.0
04/14/2019 06:00	0.0	0.0	0.0	0.0	0.0	0.0	0.0	0.0
04/14/2019 07:00	0.0	0.0	0.0	0.0	0.0	0.0	0.0	0.0
04/14/2019 08:00	0.0	0.0	0.0	0.0	0.0	0.0	0.0	0.0
04/14/2019 09:00	0.0	0.0	0.0	0.0	0.0	0.0	0.0	0.0
04/14/2019 10:00	0.0	0.0	0.0	0.0	0.0	0.0	0.0	0.0
04/14/2019 11:00	0.0	0.0	0.0	0.0	0.0	0.0	0.0	0.0
04/14/2019 12:00	0.0	0.0	0.0	0.0	0.0	0.0	0.0	0.0
04/14/2019 13:00	0.0	0.0	0.0	0.0	0.0	0.0	0.0	0.0
04/14/2019 14:00	0.0	0.0	0.0	0.0	0.0	0.0	0.0	0.0
04/14/2019 15:00	0.0	0.0	0.0	0.0	0.0	0.0	0.0	0.0
04/14/2019 16:00	0.0	0.0	0.0	0.0	0.0	0.0	0.0	0.0
04/14/2019 17:00	0.0	0.0	0.0	0.0	0.0	0.0	0.0	0.0
04/14/2019 18:00	0.0	0.0	0.0	0.0	0.0	0.0	0.0	0.0
04/14/2019 19:00	0.0	0.0	0.0	0.0	0.0	0.0	0.0	0.0
04/14/2019 20:00	0.0	0.0	0.0	0.0	0.0	0.0	0.0	0.0
04/14/2019 21:00	0.0	0.0	0.0	0.0	0.0	0.0	0.0	0.0
04/14/2019 22:00	0.0	0.0	0.0	0.0	0.0	0.0	0.0	0.0
04/14/2019 23:00	0.0	0.0	0.0	0.0	0.0	0.0	0.0	0.0
Average/Sum#:	0.0	0.0	0.0	0.0	0.0	0.0	0.0	0.0
Minimum:	0.0	0.0	0.0	0.0	0.0	0.0	0.0	0.0
Maximum:	0.0	0.0	0.0	0.0	0.0	0.0	0.0	0.0
%SI	100.00	100.00	100.00	100.00	100.00	100.00	100.00	100.00

# Daily Summary Report

## CT1 - NH3 Slip



From: 04/01/2019 00:00 To: 06/30/2019 23:59 Facility Name: COLUSA GENERATING STATION  
 Generated: 07/03/2019 08:46 Location: Maxwell, CA

Red = Invalid or Excluded Data | Green = Edited Status | Blue = Edited Value | \* = Excess Emission

	Unit CT1 NOx, Inlet, Ppm 1 Hour(s)	Unit CT1 O2Dry, Inlet, Pct 1 Hour(s)	Unit CT1 NOx, Inlet, Ppmvdc 1 Hour(s)	Unit CT1 NH3, Inj, LbPerHr 1 Hour(s)	Unit CT1 ExhaustFlow, LbPerHr 1 Hour(s)	Unit CT1 HI, MBtuPerHr 1 Hour(s)	Unit CT1 NH3, Slip, Ppmvdc 1 Hour(s)	Unit CT1 NH3slip, LbPerHr 1 Hour(s)
04/15/2019 00:00	0.0	0.0	0.0	0.0	0.0	0.0	0.0	0.0
04/15/2019 01:00	0.0	0.0	0.0	0.0	0.0	0.0	0.0	0.0
04/15/2019 02:00	0.0	0.0	0.0	0.0	0.0	0.0	0.0	0.0
04/15/2019 03:00	0.0	0.0	0.0	0.0	0.0	0.0	0.0	0.0
04/15/2019 04:00	0.0	0.0	0.0	0.0	0.0	0.0	0.0	0.0
04/15/2019 05:00	0.0	0.0	0.0	0.0	0.0	0.0	0.0	0.0
04/15/2019 06:00	0.0	0.0	0.0	0.0	0.0	0.0	0.0	0.0
04/15/2019 07:00	0.0	0.0	0.0	0.0	0.0	0.0	0.0	0.0
04/15/2019 08:00	0.0	0.0	0.0	0.0	0.0	0.0	0.0	0.0
04/15/2019 09:00	0.0	0.0	0.0	0.0	0.0	0.0	0.0	0.0
04/15/2019 10:00	0.0	0.0	0.0	0.0	0.0	0.0	0.0	0.0
04/15/2019 11:00	0.0	0.0	0.0	0.0	0.0	0.0	0.0	0.0
04/15/2019 12:00	0.0	0.0	0.0	0.0	0.0	0.0	0.0	0.0
04/15/2019 13:00	0.0	0.0	0.0	0.0	0.0	0.0	0.0	0.0
04/15/2019 14:00	0.0	0.0	0.0	0.0	0.0	0.0	0.0	0.0
04/15/2019 15:00	0.0	0.0	0.0	0.0	0.0	0.0	0.0	0.0
04/15/2019 16:00	0.0	0.0	0.0	0.0	0.0	0.0	0.0	0.0
04/15/2019 17:00	0.0	0.0	0.0	0.0	0.0	0.0	0.0	0.0
04/15/2019 18:00	0.0	0.0	0.0	0.0	0.0	0.0	0.0	0.0
04/15/2019 19:00	0.0	0.0	0.0	0.0	0.0	0.0	0.0	0.0
04/15/2019 20:00	0.0	0.0	0.0	0.0	0.0	0.0	0.0	0.0
04/15/2019 21:00	0.0	0.0	0.0	0.0	0.0	0.0	0.0	0.0
04/15/2019 22:00	0.0	0.0	0.0	0.0	0.0	0.0	0.0	0.0
04/15/2019 23:00	0.0	0.0	0.0	0.0	0.0	0.0	0.0	0.0
Average/Sum#:	0.0	0.0	0.0	0.0	0.0	0.0	0.0	0.0
Minimum:	0.0	0.0	0.0	0.0	0.0	0.0	0.0	0.0
Maximum:	0.0	0.0	0.0	0.0	0.0	0.0	0.0	0.0
%SI	100.00	100.00	100.00	100.00	100.00	100.00	100.00	100.00

# Daily Summary Report

## CT1 - NH3 Slip



From: 04/01/2019 00:00 To: 06/30/2019 23:59 Facility Name: COLUSA GENERATING STATION  
 Generated: 07/03/2019 08:46 Location: Maxwell, CA

Red = Invalid or Excluded Data | Green = Edited Status | Blue = Edited Value | \* = Excess Emission

	Unit CT1 NOx, Inlet, Ppm 1 Hour(s)	Unit CT1 O2Dry, Inlet, Pct 1 Hour(s)	Unit CT1 NOx, Inlet, Ppmvdc 1 Hour(s)	Unit CT1 NH3, Inj, LbPerHr 1 Hour(s)	Unit CT1 ExhaustFlow, LbPerHr 1 Hour(s)	Unit CT1 HI, MBtuPerHr 1 Hour(s)	Unit CT1 NH3, Slip, Ppmvdc 1 Hour(s)	Unit CT1 NH3slip, LbPerHr 1 Hour(s)
04/16/2019 00:00	0.0	0.0	0.0	0.0	0.0	0.0	0.0	0.0
04/16/2019 01:00	0.0	0.0	0.0	0.0	0.0	0.0	0.0	0.0
04/16/2019 02:00	0.0	0.0	0.0	0.0	0.0	0.0	0.0	0.0
04/16/2019 03:00	0.0	0.0	0.0	0.0	0.0	0.0	0.0	0.0
04/16/2019 04:00	0.0	0.0	0.0	0.0	0.0	0.0	0.0	0.0
04/16/2019 05:00	0.0	0.0	0.0	0.0	0.0	0.0	0.0	0.0
04/16/2019 06:00	0.0	0.0	0.0	0.0	0.0	0.0	0.0	0.0
04/16/2019 07:00	0.0	0.0	0.0	0.0	0.0	0.0	0.0	0.0
04/16/2019 08:00	0.0	0.0	0.0	0.0	0.0	0.0	0.0	0.0
04/16/2019 09:00	0.0	0.0	0.0	0.0	0.0	0.0	0.0	0.0
04/16/2019 10:00	0.0	0.0	0.0	0.0	0.0	0.0	0.0	0.0
04/16/2019 11:00	0.0	0.0	0.0	0.0	0.0	0.0	0.0	0.0
04/16/2019 12:00	0.0	0.0	0.0	0.0	0.0	0.0	0.0	0.0
04/16/2019 13:00	0.0	0.0	0.0	0.0	0.0	0.0	0.0	0.0
04/16/2019 14:00	0.0	0.0	0.0	0.0	0.0	0.0	0.0	0.0
04/16/2019 15:00	0.0	0.0	0.0	0.0	0.0	0.0	0.0	0.0
04/16/2019 16:00	0.0	0.0	0.0	0.0	0.0	0.0	0.0	0.0
04/16/2019 17:00	0.0	0.0	0.0	0.0	0.0	0.0	0.0	0.0
04/16/2019 18:00	0.0	0.0	0.0	0.0	0.0	0.0	0.0	0.0
04/16/2019 19:00	0.0	0.0	0.0	0.0	0.0	0.0	0.0	0.0
04/16/2019 20:00	0.0	0.0	0.0	0.0	0.0	0.0	0.0	0.0
04/16/2019 21:00	0.0	0.0	0.0	0.0	0.0	0.0	0.0	0.0
04/16/2019 22:00	0.0	0.0	0.0	0.0	0.0	0.0	0.0	0.0
04/16/2019 23:00	0.0	0.0	0.0	0.0	0.0	0.0	0.0	0.0
Average/Sum#:	0.0	0.0	0.0	0.0	0.0	0.0	0.0	0.0
Minimum:	0.0	0.0	0.0	0.0	0.0	0.0	0.0	0.0
Maximum:	0.0	0.0	0.0	0.0	0.0	0.0	0.0	0.0
%SI	100.00	100.00	100.00	100.00	100.00	100.00	100.00	100.00

# Daily Summary Report

## CT1 - NH3 Slip



From: 04/01/2019 00:00 To: 06/30/2019 23:59 Facility Name: COLUSA GENERATING STATION  
 Generated: 07/03/2019 08:46 Location: Maxwell, CA

Red = Invalid or Excluded Data | Green = Edited Status | Blue = Edited Value | \* = Excess Emission

	Unit CT1 NOx, Inlet, Ppm 1 Hour(s)	Unit CT1 O2Dry, Inlet, Pct 1 Hour(s)	Unit CT1 NOx, Inlet, Ppmvdc 1 Hour(s)	Unit CT1 NH3, Inj, LbPerHr 1 Hour(s)	Unit CT1 ExhaustFlow, LbPerHr 1 Hour(s)	Unit CT1 HI, MBtuPerHr 1 Hour(s)	Unit CT1 NH3, Slip, Ppmvdc 1 Hour(s)	Unit CT1 NH3slip, LbPerHr 1 Hour(s)
04/17/2019 00:00	0.0	0.0	0.0	0.0	0.0	0.0	0.0	0.0
04/17/2019 01:00	0.0	0.0	0.0	0.0	0.0	0.0	0.0	0.0
04/17/2019 02:00	0.0	0.0	0.0	0.0	0.0	0.0	0.0	0.0
04/17/2019 03:00	0.0	0.0	0.0	0.0	0.0	0.0	0.0	0.0
04/17/2019 04:00	0.0	0.0	0.0	0.0	0.0	0.0	0.0	0.0
04/17/2019 05:00	0.0	0.0	0.0	0.0	0.0	0.0	0.0	0.0
04/17/2019 06:00	0.0	0.0	0.0	0.0	0.0	0.0	0.0	0.0
04/17/2019 07:00	0.0	0.0	0.0	0.0	0.0	0.0	0.0	0.0
04/17/2019 08:00	0.0	0.0	0.0	0.0	0.0	0.0	0.0	0.0
04/17/2019 09:00	0.0	0.0	0.0	0.0	0.0	0.0	0.0	0.0
04/17/2019 10:00	0.0	0.0	0.0	0.0	0.0	0.0	0.0	0.0
04/17/2019 11:00	0.0	0.0	0.0	0.0	0.0	0.0	0.0	0.0
04/17/2019 12:00	0.0	0.0	0.0	0.0	0.0	0.0	0.0	0.0
04/17/2019 13:00	0.0	0.0	0.0	0.0	0.0	0.0	0.0	0.0
04/17/2019 14:00	0.0	0.0	0.0	0.0	0.0	0.0	0.0	0.0
04/17/2019 15:00	0.0	0.0	0.0	0.0	0.0	0.0	0.0	0.0
04/17/2019 16:00	0.0	0.0	0.0	0.0	0.0	0.0	0.0	0.0
04/17/2019 17:00	0.0	0.0	0.0	0.0	0.0	0.0	0.0	0.0
04/17/2019 18:00	0.0	0.0	0.0	0.0	0.0	0.0	0.0	0.0
04/17/2019 19:00	0.0	0.0	0.0	0.0	0.0	0.0	0.0	0.0
04/17/2019 20:00	0.0	0.0	0.0	0.0	0.0	0.0	0.0	0.0
04/17/2019 21:00	0.0	0.0	0.0	0.0	0.0	0.0	0.0	0.0
04/17/2019 22:00	0.0	0.0	0.0	0.0	0.0	0.0	0.0	0.0
04/17/2019 23:00	0.0	0.0	0.0	0.0	0.0	0.0	0.0	0.0
Average/Sum#:	0.0	0.0	0.0	0.0	0.0	0.0	0.0	0.0
Minimum:	0.0	0.0	0.0	0.0	0.0	0.0	0.0	0.0
Maximum:	0.0	0.0	0.0	0.0	0.0	0.0	0.0	0.0
%SI	100.00	100.00	100.00	100.00	100.00	100.00	100.00	100.00

# Daily Summary Report

## CT1 - NH3 Slip



From: 04/01/2019 00:00 To: 06/30/2019 23:59 Facility Name: COLUSA GENERATING STATION  
 Generated: 07/03/2019 08:46 Location: Maxwell, CA

Red = Invalid or Excluded Data | Green = Edited Status | Blue = Edited Value | \* = Excess Emission

	Unit CT1 NOx, Inlet, Ppm 1 Hour(s)	Unit CT1 O2Dry, Inlet, Pct 1 Hour(s)	Unit CT1 NOx, Inlet, Ppmvdc 1 Hour(s)	Unit CT1 NH3, Inj, LbPerHr 1 Hour(s)	Unit CT1 ExhaustFlow, LbPerHr 1 Hour(s)	Unit CT1 HI, MBtuPerHr 1 Hour(s)	Unit CT1 NH3, Slip, Ppmvdc 1 Hour(s)	Unit CT1 NH3slip, LbPerHr 1 Hour(s)
04/18/2019 00:00	0.0	0.0	0.0	0.0	0.0	0.0	0.0	0.0
04/18/2019 01:00	0.0	0.0	0.0	0.0	0.0	0.0	0.0	0.0
04/18/2019 02:00	0.0	0.0	0.0	0.0	0.0	0.0	0.0	0.0
04/18/2019 03:00	0.0	0.0	0.0	0.0	0.0	0.0	0.0	0.0
04/18/2019 04:00	0.0	0.0	0.0	0.0	0.0	0.0	0.0	0.0
04/18/2019 05:00	0.0	0.0	0.0	0.0	0.0	0.0	0.0	0.0
04/18/2019 06:00	0.0	0.0	0.0	0.0	0.0	0.0	0.0	0.0
04/18/2019 07:00	0.0	0.0	0.0	0.0	0.0	0.0	0.0	0.0
04/18/2019 08:00	0.0	0.0	0.0	0.0	0.0	0.0	0.0	0.0
04/18/2019 09:00	0.0	0.0	0.0	0.0	0.0	0.0	0.0	0.0
04/18/2019 10:00	0.0	0.0	0.0	0.0	0.0	0.0	0.0	0.0
04/18/2019 11:00	0.0	0.0	0.0	0.0	0.0	0.0	0.0	0.0
04/18/2019 12:00	0.0	0.0	0.0	0.0	0.0	0.0	0.0	0.0
04/18/2019 13:00	0.0	0.0	0.0	0.0	0.0	0.0	0.0	0.0
04/18/2019 14:00	34.4	17.4	58.0	0.1	1,967,995.4	445.5	0.0	0.0
04/18/2019 15:00	51.1	16.0	61.5	163.4	1,854,999.4	650.2	0.0	0.0
04/18/2019 16:00	22.2	14.4	20.2	187.5	2,551,009.4	1,117.7	2.6	1.1
04/18/2019 17:00	9.3	13.7	7.6	122.0	2,927,646.7	1,603.4	1.4	0.8
04/18/2019 18:00	10.8	13.4	8.5	118.6	1,259,280.7	1,921.9	3.3	2.5
04/18/2019 19:00	11.3	13.3	8.8	170.2	3,220,508.4	2,046.0	1.8	1.4
04/18/2019 20:00	11.1	13.2	8.5	191.4	3,226,610.0	2,097.0	2.1	1.7
04/18/2019 21:00	14.6	14.1	12.7	180.3	2,758,056.3	1,550.8	2.2	1.2
04/18/2019 22:00	0.0	0.0	0.0	0.0	0.0	0.0	0.0	0.0
04/18/2019 23:00	0.0	0.0	0.0	0.0	0.0	0.0	0.0	0.0
<b>Average/Sum#:</b>	20.6	14.4	23.2	141.7	2,643,832.2	1,429.1	1.4	0.9
<b>Minimum:</b>	9.3	13.2	7.6	0.1	1,854,999.4	445.5	0.0	0.0
<b>Maximum:</b>	51.1	17.4	61.5	191.4	3,226,610.0	2,097.0	2.6	1.7
<b>%SI</b>	66.67	66.67	66.67	66.67	70.83	66.67	70.83	70.83



# Daily Summary Report

## CT1 - NH3 Slip



From: 04/01/2019 00:00 To: 06/30/2019 23:59 Facility Name: COLUSA GENERATING STATION  
 Generated: 07/03/2019 08:46 Location: Maxwell, CA

Red = Invalid or Excluded Data | Green = Edited Status | Blue = Edited Value | \* = Excess Emission

	Unit CT1 NOx, Inlet, Ppm 1 Hour(s)	Unit CT1 O2Dry, Inlet, Pct 1 Hour(s)	Unit CT1 NOx, Inlet, Ppmvdc 1 Hour(s)	Unit CT1 NH3, Inj, LbPerHr 1 Hour(s)	Unit CT1 ExhaustFlow, LbPerHr 1 Hour(s)	Unit CT1 HI, MBtuPerHr 1 Hour(s)	Unit CT1 NH3, Slip, Ppmvdc 1 Hour(s)	Unit CT1 NH3slip, LbPerHr 1 Hour(s)
04/19/2019 00:00	0.0	0.0	0.0	0.0	0.0	0.0	0.0	0.0
04/19/2019 01:00	0.0	0.0	0.0	0.0	0.0	0.0	0.0	0.0
04/19/2019 02:00	0.0	0.0	0.0	0.0	0.0	0.0	0.0	0.0
04/19/2019 03:00	0.0	0.0	0.0	0.0	0.0	0.0	0.0	0.0
04/19/2019 04:00	0.0	0.0	0.0	0.0	0.0	0.0	0.0	0.0
04/19/2019 05:00	0.0	0.0	0.0	0.0	0.0	0.0	0.0	0.0
04/19/2019 06:00	0.0	0.0	0.0	0.0	0.0	0.0	0.0	0.0
04/19/2019 07:00	0.0	0.0	0.0	0.0	0.0	0.0	0.0	0.0
04/19/2019 08:00	0.0	0.0	0.0	0.0	0.0	0.0	0.0	0.0
04/19/2019 09:00	0.0	0.0	0.0	0.0	0.0	0.0	0.0	0.0
04/19/2019 10:00	0.0	0.0	0.0	0.0	0.0	0.0	0.0	0.0
04/19/2019 11:00	0.0	0.0	0.0	0.0	0.0	0.0	0.0	0.0
04/19/2019 12:00	0.0	0.0	0.0	0.0	0.0	0.0	0.0	0.0
04/19/2019 13:00	0.0	0.0	0.0	0.0	0.0	0.0	0.0	0.0
04/19/2019 14:00	0.0	0.0	0.0	0.0	0.0	0.0	0.0	0.0
04/19/2019 15:00	0.0	0.0	0.0	0.0	0.0	0.0	0.0	0.0
04/19/2019 16:00	0.0	0.0	0.0	0.0	0.0	0.0	0.0	0.0
04/19/2019 17:00	0.0	0.0	0.0	0.0	0.0	0.0	0.0	0.0
04/19/2019 18:00	0.0	0.0	0.0	0.0	0.0	0.0	0.0	0.0
04/19/2019 19:00	0.0	0.0	0.0	0.0	0.0	0.0	0.0	0.0
04/19/2019 20:00	0.0	0.0	0.0	0.0	0.0	0.0	0.0	0.0
04/19/2019 21:00	0.0	0.0	0.0	0.0	0.0	0.0	0.0	0.0
04/19/2019 22:00	0.0	0.0	0.0	0.0	0.0	0.0	0.0	0.0
04/19/2019 23:00	0.0	0.0	0.0	0.0	0.0	0.0	0.0	0.0
Average/Sum#:	0.0	0.0	0.0	0.0	0.0	0.0	0.0	0.0
Minimum:	0.0	0.0	0.0	0.0	0.0	0.0	0.0	0.0
Maximum:	0.0	0.0	0.0	0.0	0.0	0.0	0.0	0.0
%SI	100.00	100.00	100.00	100.00	100.00	100.00	100.00	100.00

# Daily Summary Report

## CT1 - NH3 Slip



From: 04/01/2019 00:00 To: 06/30/2019 23:59 Facility Name: COLUSA GENERATING STATION  
 Generated: 07/03/2019 08:46 Location: Maxwell, CA

Red = Invalid or Excluded Data | Green = Edited Status | Blue = Edited Value | \* = Excess Emission

	Unit CT1 NOx, Inlet, Ppm 1 Hour(s)	Unit CT1 O2Dry, Inlet, Pct 1 Hour(s)	Unit CT1 NOx, Inlet, Ppmvdc 1 Hour(s)	Unit CT1 NH3, Inj, LbPerHr 1 Hour(s)	Unit CT1 ExhaustFlow, LbPerHr 1 Hour(s)	Unit CT1 HI, MBtuPerHr 1 Hour(s)	Unit CT1 NH3, Slip, Ppmvdc 1 Hour(s)	Unit CT1 NH3slip, LbPerHr 1 Hour(s)
04/20/2019 00:00	0.0	0.0	0.0	0.0	0.0	0.0	0.0	0.0
04/20/2019 01:00	0.0	0.0	0.0	0.0	0.0	0.0	0.0	0.0
04/20/2019 02:00	0.0	0.0	0.0	0.0	0.0	0.0	0.0	0.0
04/20/2019 03:00	0.0	0.0	0.0	0.0	0.0	0.0	0.0	0.0
04/20/2019 04:00	0.0	0.0	0.0	0.0	0.0	0.0	0.0	0.0
04/20/2019 05:00	0.0	0.0	0.0	0.0	0.0	0.0	0.0	0.0
04/20/2019 06:00	0.0	0.0	0.0	0.0	0.0	0.0	0.0	0.0
04/20/2019 07:00	0.0	0.0	0.0	0.0	0.0	0.0	0.0	0.0
04/20/2019 08:00	0.0	0.0	0.0	0.0	0.0	0.0	0.0	0.0
04/20/2019 09:00	0.0	0.0	0.0	0.0	0.0	0.0	0.0	0.0
04/20/2019 10:00	0.0	0.0	0.0	0.0	0.0	0.0	0.0	0.0
04/20/2019 11:00	0.0	0.0	0.0	0.0	0.0	0.0	0.0	0.0
04/20/2019 12:00	0.0	0.0	0.0	0.0	0.0	0.0	0.0	0.0
04/20/2019 13:00	0.0	0.0	0.0	0.0	0.0	0.0	0.0	0.0
04/20/2019 14:00	0.0	0.0	0.0	0.0	0.0	0.0	0.0	0.0
04/20/2019 15:00	0.0	0.0	0.0	0.0	0.0	0.0	0.0	0.0
04/20/2019 16:00	0.0	0.0	0.0	0.0	0.0	0.0	0.0	0.0
04/20/2019 17:00	0.0	0.0	0.0	0.0	0.0	0.0	0.0	0.0
04/20/2019 18:00	0.0	0.0	0.0	0.0	0.0	0.0	0.0	0.0
04/20/2019 19:00	0.0	0.0	0.0	0.0	0.0	0.0	0.0	0.0
04/20/2019 20:00	0.0	0.0	0.0	0.0	0.0	0.0	0.0	0.0
04/20/2019 21:00	0.0	0.0	0.0	0.0	0.0	0.0	0.0	0.0
04/20/2019 22:00	0.0	0.0	0.0	0.0	0.0	0.0	0.0	0.0
04/20/2019 23:00	0.0	0.0	0.0	0.0	0.0	0.0	0.0	0.0
Average/Sum#:	0.0	0.0	0.0	0.0	0.0	0.0	0.0	0.0
Minimum:	0.0	0.0	0.0	0.0	0.0	0.0	0.0	0.0
Maximum:	0.0	0.0	0.0	0.0	0.0	0.0	0.0	0.0
%SI	100.00	100.00	100.00	100.00	100.00	100.00	100.00	100.00

# Daily Summary Report

## CT1 - NH3 Slip



From: 04/01/2019 00:00 To: 06/30/2019 23:59 Facility Name: COLUSA GENERATING STATION  
 Generated: 07/03/2019 08:46 Location: Maxwell, CA

Red = Invalid or Excluded Data | Green = Edited Status | Blue = Edited Value | \* = Excess Emission

	Unit CT1 NOx, Inlet, Ppm 1 Hour(s)	Unit CT1 O2Dry, Inlet, Pct 1 Hour(s)	Unit CT1 NOx, Inlet, Ppmvdc 1 Hour(s)	Unit CT1 NH3, Inj, LbPerHr 1 Hour(s)	Unit CT1 ExhaustFlow, LbPerHr 1 Hour(s)	Unit CT1 HI, MBtuPerHr 1 Hour(s)	Unit CT1 NH3, Slip, Ppmvdc 1 Hour(s)	Unit CT1 NH3slip, LbPerHr 1 Hour(s)
04/21/2019 00:00	0.0	0.0	0.0	0.0	0.0	0.0	0.0	0.0
04/21/2019 01:00	0.0	0.0	0.0	0.0	0.0	0.0	0.0	0.0
04/21/2019 02:00	0.0	0.0	0.0	0.0	0.0	0.0	0.0	0.0
04/21/2019 03:00	0.0	0.0	0.0	0.0	0.0	0.0	0.0	0.0
04/21/2019 04:00	0.0	0.0	0.0	0.0	0.0	0.0	0.0	0.0
04/21/2019 05:00	0.0	0.0	0.0	0.0	0.0	0.0	0.0	0.0
04/21/2019 06:00	0.0	0.0	0.0	0.0	0.0	0.0	0.0	0.0
04/21/2019 07:00	0.0	0.0	0.0	0.0	0.0	0.0	0.0	0.0
04/21/2019 08:00	0.0	0.0	0.0	0.0	0.0	0.0	0.0	0.0
04/21/2019 09:00	0.0	0.0	0.0	0.0	0.0	0.0	0.0	0.0
04/21/2019 10:00	0.0	0.0	0.0	0.0	0.0	0.0	0.0	0.0
04/21/2019 11:00	0.0	0.0	0.0	0.0	0.0	0.0	0.0	0.0
04/21/2019 12:00	0.0	0.0	0.0	0.0	0.0	0.0	0.0	0.0
04/21/2019 13:00	0.0	0.0	0.0	0.0	0.0	0.0	0.0	0.0
04/21/2019 14:00	0.0	0.0	0.0	0.0	0.0	0.0	0.0	0.0
04/21/2019 15:00	0.0	0.0	0.0	0.0	0.0	0.0	0.0	0.0
04/21/2019 16:00	0.0	0.0	0.0	0.0	0.0	0.0	0.0	0.0
04/21/2019 17:00	0.0	0.0	0.0	0.0	0.0	0.0	0.0	0.0
04/21/2019 18:00	0.0	0.0	0.0	0.0	0.0	0.0	0.0	0.0
04/21/2019 19:00	0.0	0.0	0.0	0.0	0.0	0.0	0.0	0.0
04/21/2019 20:00	0.0	0.0	0.0	0.0	0.0	0.0	0.0	0.0
04/21/2019 21:00	0.0	0.0	0.0	0.0	0.0	0.0	0.0	0.0
04/21/2019 22:00	0.0	0.0	0.0	0.0	0.0	0.0	0.0	0.0
04/21/2019 23:00	0.0	0.0	0.0	0.0	0.0	0.0	0.0	0.0
<b>Average/Sum#:</b>	0.0	0.0	0.0	0.0	0.0	0.0	0.0	0.0
<b>Minimum:</b>	0.0	0.0	0.0	0.0	0.0	0.0	0.0	0.0
<b>Maximum:</b>	0.0	0.0	0.0	0.0	0.0	0.0	0.0	0.0
<b>%SI</b>	100.00	100.00	100.00	100.00	100.00	100.00	100.00	100.00

# Daily Summary Report

## CT1 - NH3 Slip



From: 04/01/2019 00:00 To: 06/30/2019 23:59 Facility Name: COLUSA GENERATING STATION  
 Generated: 07/03/2019 08:46 Location: Maxwell, CA

Red = Invalid or Excluded Data | Green = Edited Status | Blue = Edited Value | \* = Excess Emission

	Unit CT1 NOx, Inlet, Ppm 1 Hour(s)	Unit CT1 O2Dry, Inlet, Pct 1 Hour(s)	Unit CT1 NOx, Inlet, Ppmvdc 1 Hour(s)	Unit CT1 NH3, Inj, LbPerHr 1 Hour(s)	Unit CT1 ExhaustFlow, LbPerHr 1 Hour(s)	Unit CT1 HI, MBtuPerHr 1 Hour(s)	Unit CT1 NH3, Slip, Ppmvdc 1 Hour(s)	Unit CT1 NH3slip, LbPerHr 1 Hour(s)
04/22/2019 00:00	0.0	0.0	0.0	0.0	0.0	0.0	0.0	0.0
04/22/2019 01:00	0.0	0.0	0.0	0.0	0.0	0.0	0.0	0.0
04/22/2019 02:00	0.0	0.0	0.0	0.0	0.0	0.0	0.0	0.0
04/22/2019 03:00	0.0	0.0	0.0	0.0	0.0	0.0	0.0	0.0
04/22/2019 04:00	0.0	0.0	0.0	0.0	0.0	0.0	0.0	0.0
04/22/2019 05:00	0.0	0.0	0.0	0.0	0.0	0.0	0.0	0.0
04/22/2019 06:00	0.0	0.0	0.0	0.0	0.0	0.0	0.0	0.0
04/22/2019 07:00	0.0	0.0	0.0	0.0	0.0	0.0	0.0	0.0
04/22/2019 08:00	0.0	0.0	0.0	0.0	0.0	0.0	0.0	0.0
04/22/2019 09:00	0.0	0.0	0.0	0.0	0.0	0.0	0.0	0.0
04/22/2019 10:00	0.0	0.0	0.0	0.0	0.0	0.0	0.0	0.0
04/22/2019 11:00	0.0	0.0	0.0	0.0	0.0	0.0	0.0	0.0
04/22/2019 12:00	0.0	0.0	0.0	0.0	0.0	0.0	0.0	0.0
04/22/2019 13:00	0.0	0.0	0.0	0.0	0.0	0.0	0.0	0.0
04/22/2019 14:00	0.0	0.0	0.0	0.0	0.0	0.0	0.0	0.0
04/22/2019 15:00	0.0	0.0	0.0	0.0	0.0	0.0	0.0	0.0
04/22/2019 16:00	0.0	0.0	0.0	0.0	0.0	0.0	0.0	0.0
04/22/2019 17:00	0.0	0.0	0.0	0.0	0.0	0.0	0.0	0.0
04/22/2019 18:00	0.0	0.0	0.0	0.0	0.0	0.0	0.0	0.0
04/22/2019 19:00	0.0	0.0	0.0	0.0	0.0	0.0	0.0	0.0
04/22/2019 20:00	0.0	0.0	0.0	0.0	0.0	0.0	0.0	0.0
04/22/2019 21:00	0.0	0.0	0.0	0.0	0.0	0.0	0.0	0.0
04/22/2019 22:00	0.0	0.0	0.0	0.0	0.0	0.0	0.0	0.0
04/22/2019 23:00	0.0	0.0	0.0	0.0	0.0	0.0	0.0	0.0
Average/Sum#:	0.0	0.0	0.0	0.0	0.0	0.0	0.0	0.0
Minimum:	0.0	0.0	0.0	0.0	0.0	0.0	0.0	0.0
Maximum:	0.0	0.0	0.0	0.0	0.0	0.0	0.0	0.0
%SI	100.00	100.00	100.00	100.00	100.00	100.00	100.00	100.00

# Daily Summary Report

## CT1 - NH3 Slip



From: 04/01/2019 00:00 To: 06/30/2019 23:59 Facility Name: COLUSA GENERATING STATION  
 Generated: 07/03/2019 08:46 Location: Maxwell, CA

Red = Invalid or Excluded Data | Green = Edited Status | Blue = Edited Value | \* = Excess Emission

	Unit CT1 NOx, Inlet, Ppm 1 Hour(s)	Unit CT1 O2Dry, Inlet, Pct 1 Hour(s)	Unit CT1 NOx, Inlet, Ppmvdc 1 Hour(s)	Unit CT1 NH3, Inj, LbPerHr 1 Hour(s)	Unit CT1 ExhaustFlow, LbPerHr 1 Hour(s)	Unit CT1 HI, MBtuPerHr 1 Hour(s)	Unit CT1 NH3, Slip, Ppmvdc 1 Hour(s)	Unit CT1 NH3slip, LbPerHr 1 Hour(s)
04/23/2019 00:00	0.0	0.0	0.0	0.0	0.0	0.0	0.0	0.0
04/23/2019 01:00	0.0	0.0	0.0	0.0	0.0	0.0	0.0	0.0
04/23/2019 02:00	0.0	0.0	0.0	0.0	0.0	0.0	0.0	0.0
04/23/2019 03:00	0.0	0.0	0.0	0.0	0.0	0.0	0.0	0.0
04/23/2019 04:00	39.0	17.4	65.7	0.1	1,915,119.3	461.5	0.0	0.0
04/23/2019 05:00	52.2	15.7	59.2	226.6	1,946,426.1	739.1	3.8	1.1
04/23/2019 06:00	8.3	14.0	7.1	117.1	2,683,873.3	1,352.3	1.5	0.8
04/23/2019 07:00	8.9	13.9	7.5	100.1	2,761,542.1	1,411.6	1.2	0.7
04/23/2019 08:00	9.1	13.9	7.7	95.7	2,781,300.9	1,421.7	1.1	0.6
04/23/2019 09:00	9.2	13.9	7.8	103.3	2,781,496.6	1,421.8	1.2	0.7
04/23/2019 10:00	9.2	13.9	7.8	99.5	2,819,840.4	1,441.4	1.2	0.7
04/23/2019 11:00	9.3	13.9	7.8	102.4	2,808,298.1	1,435.5	1.2	0.7
04/23/2019 12:00	9.4	13.8	7.8	123.4	3,109,180.2	1,589.3	1.3	0.8
04/23/2019 13:00	9.4	13.8	7.8	131.2	3,201,492.1	1,730.0	1.4	0.9
04/23/2019 14:00	11.0	13.5	8.8	174.6	3,216,697.3	1,996.6	1.9	1.4
04/23/2019 15:00	10.4	13.6	8.4	161.7	3,086,107.7	1,825.4	1.8	1.3
04/23/2019 16:00	9.2	13.9	7.8	91.1	2,594,472.3	1,326.2	1.2	0.7
04/23/2019 17:00	9.3	13.9	7.8	106.8	2,812,602.1	1,437.7	1.3	0.7
04/23/2019 18:00	9.5	13.7	7.8	126.9	3,193,904.8	1,725.9	1.3	0.9
04/23/2019 19:00	11.3	13.3	8.8	166.8	3,188,587.8	1,909.3	1.8	1.3
04/23/2019 20:00	8.9	13.9	7.5	97.4	2,796,951.5	1,429.7	1.2	0.7
04/23/2019 21:00	9.0	14.0	7.7	86.3	2,534,427.4	1,277.0	1.1	0.5
04/23/2019 22:00	19.0	15.2	19.7	133.4	2,087,095.6	899.2	2.0	0.7
04/23/2019 23:00	0.0	0.0	0.0	0.0	0.0	0.0	0.0	0.0
<b>Average/Sum#:</b>	13.8	14.2	14.2	118.1	2,753,653.5	1,412.2	1.4	0.8
<b>Minimum:</b>	8.3	13.3	7.1	0.1	1,915,119.3	461.5	0.0	0.0
<b>Maximum:</b>	52.2	17.4	65.7	226.6	3,216,697.3	1,996.6	3.8	1.4
<b>%SI</b>	20.83	20.83	20.83	20.83	20.83	20.83	20.83	20.83

# Daily Summary Report

## CT1 - NH3 Slip



From: 04/01/2019 00:00 To: 06/30/2019 23:59 Facility Name: COLUSA GENERATING STATION  
 Generated: 07/03/2019 08:46 Location: Maxwell, CA

Red = Invalid or Excluded Data | Green = Edited Status | Blue = Edited Value | \* = Excess Emission

	Unit CT1 NOx, Inlet, Ppm 1 Hour(s)	Unit CT1 O2Dry, Inlet, Pct 1 Hour(s)	Unit CT1 NOx, Inlet, Ppmvdc 1 Hour(s)	Unit CT1 NH3, Inj, LbPerHr 1 Hour(s)	Unit CT1 ExhaustFlow, LbPerHr 1 Hour(s)	Unit CT1 HI, MBtuPerHr 1 Hour(s)	Unit CT1 NH3, Slip, Ppmvdc 1 Hour(s)	Unit CT1 NH3slip, LbPerHr 1 Hour(s)
04/24/2019 00:00	0.0	0.0	0.0	0.0	0.0	0.0	0.0	0.0
04/24/2019 01:00	0.0	0.0	0.0	0.0	0.0	0.0	0.0	0.0
04/24/2019 02:00	0.0	0.0	0.0	0.0	0.0	0.0	0.0	0.0
04/24/2019 03:00	0.0	0.0	0.0	0.0	0.0	0.0	0.0	0.0
04/24/2019 04:00	0.0	0.0	0.0	0.0	0.0	0.0	0.0	0.0
04/24/2019 05:00	0.0	0.0	0.0	0.0	0.0	0.0	0.0	0.0
04/24/2019 06:00	0.0	0.0	0.0	0.0	0.0	0.0	0.0	0.0
04/24/2019 07:00	0.0	0.0	0.0	0.0	0.0	0.0	0.0	0.0
04/24/2019 08:00	0.0	0.0	0.0	0.0	0.0	0.0	0.0	0.0
04/24/2019 09:00	0.0	0.0	0.0	0.0	0.0	0.0	0.0	0.0
04/24/2019 10:00	0.0	0.0	0.0	0.0	0.0	0.0	0.0	0.0
04/24/2019 11:00	0.0	0.0	0.0	0.0	0.0	0.0	0.0	0.0
04/24/2019 12:00	0.0	0.0	0.0	0.0	0.0	0.0	0.0	0.0
04/24/2019 13:00	0.0	0.0	0.0	0.0	0.0	0.0	0.0	0.0
04/24/2019 14:00	21.9	18.0	44.6	0.1	1,955,787.0	314.2	0.0	0.0
04/24/2019 15:00	47.3	15.6	52.7	154.8	2,102,195.6	813.6	0.0	0.0
04/24/2019 16:00	8.9	14.0	7.6	96.7	2,640,607.5	1,330.5	1.2	0.7
04/24/2019 17:00	10.0	13.6	8.1	108.8	3,163,005.1	1,732.3	1.1	0.7
04/24/2019 18:00	10.9	13.3	8.5	117.4	3,220,852.3	1,905.1	1.2	1.0
04/24/2019 19:00	11.1	13.3	8.6	150.1	3,184,707.9	2,000.0	1.6	1.2
04/24/2019 20:00	11.2	13.2	8.6	192.6	3,190,297.2	2,073.4	2.1	1.7
04/24/2019 21:00	14.6	14.2	12.9	173.2	2,704,613.2	1,461.5	2.2	1.2
04/24/2019 22:00	0.0	0.0	0.0	0.0	0.0	0.0	0.0	0.0
04/24/2019 23:00	0.0	0.0	0.0	0.0	0.0	0.0	0.0	0.0
<b>Average/Sum#:</b>	17.0	14.4	19.0	124.2	2,770,258.2	1,453.8	1.2	0.8
<b>Minimum:</b>	8.9	13.2	7.6	0.1	1,955,787.0	314.2	0.0	0.0
<b>Maximum:</b>	47.3	18.0	52.7	192.6	3,220,852.3	2,073.4	2.2	1.7
<b>%SI</b>	66.67	66.67	66.67	66.67	66.67	66.67	66.67	66.67

# Daily Summary Report

## CT1 - NH3 Slip



From: 04/01/2019 00:00 To: 06/30/2019 23:59 Facility Name: COLUSA GENERATING STATION  
 Generated: 07/03/2019 08:46 Location: Maxwell, CA

Red = Invalid or Excluded Data | Green = Edited Status | Blue = Edited Value | \* = Excess Emission

	Unit CT1 NOx, Inlet, Ppm 1 Hour(s)	Unit CT1 O2Dry, Inlet, Pct 1 Hour(s)	Unit CT1 NOx, Inlet, Ppmvdc 1 Hour(s)	Unit CT1 NH3, Inj, LbPerHr 1 Hour(s)	Unit CT1 ExhaustFlow, LbPerHr 1 Hour(s)	Unit CT1 HI, MBtuPerHr 1 Hour(s)	Unit CT1 NH3, Slip, Ppmvdc 1 Hour(s)	Unit CT1 NH3slip, LbPerHr 1 Hour(s)
04/25/2019 00:00	0.0	0.0	0.0	0.0	0.0	0.0	0.0	0.0
04/25/2019 01:00	0.0	0.0	0.0	0.0	0.0	0.0	0.0	0.0
04/25/2019 02:00	0.0	0.0	0.0	0.0	0.0	0.0	0.0	0.0
04/25/2019 03:00	0.0	0.0	0.0	0.0	0.0	0.0	0.0	0.0
04/25/2019 04:00	0.0	0.0	0.0	0.0	0.0	0.0	0.0	0.0
04/25/2019 05:00	0.0	0.0	0.0	0.0	0.0	0.0	0.0	0.0
04/25/2019 06:00	0.0	0.0	0.0	0.0	0.0	0.0	0.0	0.0
04/25/2019 07:00	0.0	0.0	0.0	0.0	0.0	0.0	0.0	0.0
04/25/2019 08:00	0.0	0.0	0.0	0.0	0.0	0.0	0.0	0.0
04/25/2019 09:00	0.0	0.0	0.0	0.0	0.0	0.0	0.0	0.0
04/25/2019 10:00	0.0	0.0	0.0	0.0	0.0	0.0	0.0	0.0
04/25/2019 11:00	0.0	0.0	0.0	0.0	0.0	0.0	0.0	0.0
04/25/2019 12:00	0.0	0.0	0.0	0.0	0.0	0.0	0.0	0.0
04/25/2019 13:00	19.1	18.0	38.9	0.1	2,009,941.5	322.9	0.0	0.0
04/25/2019 14:00	44.0	15.6	49.0	151.2	2,171,064.4	824.4	0.0	0.0
04/25/2019 15:00	9.6	13.8	8.0	115.1	2,941,947.9	1,525.3	1.3	0.8
04/25/2019 16:00	10.5	13.6	8.5	152.4	3,125,939.4	1,712.0	1.7	1.2
04/25/2019 17:00	11.4	13.3	8.9	167.2	3,179,374.4	1,927.0	1.8	1.3
04/25/2019 18:00	11.5	13.3	8.9	191.5	3,168,909.6	2,059.5	2.1	1.6
04/25/2019 19:00	11.3	13.3	8.8	180.1	3,188,269.0	2,048.8	1.9	1.4
04/25/2019 20:00	11.3	13.3	8.8	197.2	3,265,368.8	2,074.5	2.1	1.7
04/25/2019 21:00	11.1	13.3	8.6	193.5	3,286,300.1	2,063.8	2.0	1.7
04/25/2019 22:00	16.5	14.8	16.0	178.5	2,504,636.9	1,243.7	2.4	1.1
04/25/2019 23:00	0.0	0.0	0.0	0.0	0.0	0.0	0.0	0.0
<b>Average/Sum#:</b>	15.6	14.2	16.4	152.7	2,884,175.2	1,580.2	1.5	1.1
<b>Minimum:</b>	9.6	13.3	8.0	0.1	2,009,941.5	322.9	0.0	0.0
<b>Maximum:</b>	44.0	18.0	49.0	197.2	3,286,300.1	2,074.5	2.4	1.7
<b>%SI</b>	58.33	58.33	58.33	58.33	58.33	58.33	58.33	58.33

# Daily Summary Report

## CT1 - NH3 Slip



From: 04/01/2019 00:00 To: 06/30/2019 23:59 Facility Name: COLUSA GENERATING STATION  
 Generated: 07/03/2019 08:46 Location: Maxwell, CA

Red = Invalid or Excluded Data | Green = Edited Status | Blue = Edited Value | \* = Excess Emission

	Unit CT1 NOx, Inlet, Ppm 1 Hour(s)	Unit CT1 O2Dry, Inlet, Pct 1 Hour(s)	Unit CT1 NOx, Inlet, Ppmvdc 1 Hour(s)	Unit CT1 NH3, Inj, LbPerHr 1 Hour(s)	Unit CT1 ExhaustFlow, LbPerHr 1 Hour(s)	Unit CT1 HI, MBtuPerHr 1 Hour(s)	Unit CT1 NH3, Slip, Ppmvdc 1 Hour(s)	Unit CT1 NH3slip, LbPerHr 1 Hour(s)
04/26/2019 00:00	0.0	0.0	0.0	0.0	0.0	0.0	0.0	0.0
04/26/2019 01:00	0.0	0.0	0.0	0.0	0.0	0.0	0.0	0.0
04/26/2019 02:00	0.0	0.0	0.0	0.0	0.0	0.0	0.0	0.0
04/26/2019 03:00	0.0	0.0	0.0	0.0	0.0	0.0	0.0	0.0
04/26/2019 04:00	0.0	0.0	0.0	0.0	0.0	0.0	0.0	0.0
04/26/2019 05:00	0.0	0.0	0.0	0.0	0.0	0.0	0.0	0.0
04/26/2019 06:00	0.0	0.0	0.0	0.0	0.0	0.0	0.0	0.0
04/26/2019 07:00	0.0	0.0	0.0	0.0	0.0	0.0	0.0	0.0
04/26/2019 08:00	0.0	0.0	0.0	0.0	0.0	0.0	0.0	0.0
04/26/2019 09:00	0.0	0.0	0.0	0.0	0.0	0.0	0.0	0.0
04/26/2019 10:00	0.0	0.0	0.0	0.0	0.0	0.0	0.0	0.0
04/26/2019 11:00	0.0	0.0	0.0	0.0	0.0	0.0	0.0	0.0
04/26/2019 12:00	0.0	0.0	0.0	0.0	0.0	0.0	0.0	0.0
04/26/2019 13:00	0.0	0.0	0.0	0.0	0.0	0.0	0.0	0.0
04/26/2019 14:00	44.6	17.4	75.2	44.1	1,934,208.2	466.1	0.0	0.0
04/26/2019 15:00	40.3	15.5	44.0	242.5	2,306,317.4	892.6	3.4	1.2
04/26/2019 16:00	8.8	13.9	7.4	118.8	3,265,294.6	1,669.1	1.2	0.8
04/26/2019 17:00	9.5	13.9	8.0	125.4	2,953,848.4	1,509.9	1.4	0.8
04/26/2019 18:00	10.7	13.5	8.5	153.0	3,284,191.7	1,894.6	1.6	1.1
04/26/2019 19:00	11.2	13.3	8.7	202.3	3,297,896.1	2,047.0	2.1	1.6
04/26/2019 20:00	11.3	13.3	8.8	192.0	3,282,000.7	2,061.1	2.0	1.6
04/26/2019 21:00	11.2	13.3	8.7	185.2	3,293,628.7	2,020.3	1.9	1.4
04/26/2019 22:00	11.0	13.4	8.7	173.2	3,296,255.2	1,949.7	1.8	1.4
04/26/2019 23:00	11.1	13.4	8.7	168.2	3,303,953.0	1,906.0	1.7	1.3
<b>Average/Sum#:</b>	17.0	14.1	18.7	160.5	3,021,759.4	1,641.6	1.7	1.1
<b>Minimum:</b>	8.8	13.3	7.4	44.1	1,934,208.2	466.1	0.0	0.0
<b>Maximum:</b>	44.6	17.4	75.2	242.5	3,303,953.0	2,061.1	3.4	1.6
<b>%SI</b>	58.33	58.33	58.33	58.33	58.33	58.33	58.33	58.33



# Daily Summary Report

## CT1 - NH3 Slip



From: 04/01/2019 00:00 To: 06/30/2019 23:59 Facility Name: COLUSA GENERATING STATION  
 Generated: 07/03/2019 08:46 Location: Maxwell, CA

Red = Invalid or Excluded Data | Green = Edited Status | Blue = Edited Value | \* = Excess Emission

	Unit CT1 NOx, Inlet, Ppm 1 Hour(s)	Unit CT1 O2Dry, Inlet, Pct 1 Hour(s)	Unit CT1 NOx, Inlet, Ppmvdc 1 Hour(s)	Unit CT1 NH3, Inj, LbPerHr 1 Hour(s)	Unit CT1 ExhaustFlow, LbPerHr 1 Hour(s)	Unit CT1 HI, MBtuPerHr 1 Hour(s)	Unit CT1 NH3, Slip, Ppmvdc 1 Hour(s)	Unit CT1 NH3slip, LbPerHr 1 Hour(s)
04/27/2019 00:00	9.5	13.8	7.9	118.8	2,963,935.8	1,536.7	1.4	0.8
04/27/2019 01:00	9.1	13.9	7.7	102.7	2,859,120.0	1,440.6	1.2	0.7
04/27/2019 02:00	9.2	13.9	7.8	103.0	2,864,677.0	1,443.4	1.2	0.7
04/27/2019 03:00	9.3	13.9	7.8	100.7	2,867,654.0	1,444.9	1.2	0.7
04/27/2019 04:00	9.1	13.9	7.7	111.9	3,101,550.6	1,585.4	1.2	0.8
04/27/2019 05:00	9.5	14.0	8.1	100.2	2,518,351.6	1,268.9	1.3	0.6
04/27/2019 06:00	35.3	16.9	52.1	197.7	1,227,917.2	403.5	5.0	0.8
04/27/2019 07:00	0.0	0.0	0.0	0.0	0.0	0.0	0.0	0.0
04/27/2019 08:00	0.0	0.0	0.0	0.0	0.0	0.0	0.0	0.0
04/27/2019 09:00	0.0	0.0	0.0	0.0	0.0	0.0	0.0	0.0
04/27/2019 10:00	0.0	0.0	0.0	0.0	0.0	0.0	0.0	0.0
04/27/2019 11:00	0.0	0.0	0.0	0.0	0.0	0.0	0.0	0.0
04/27/2019 12:00	0.0	0.0	0.0	0.0	0.0	0.0	0.0	0.0
04/27/2019 13:00	0.0	0.0	0.0	0.0	0.0	0.0	0.0	0.0
04/27/2019 14:00	0.0	0.0	0.0	0.0	0.0	0.0	0.0	0.0
04/27/2019 15:00	0.0	0.0	0.0	0.0	0.0	0.0	0.0	0.0
04/27/2019 16:00	0.0	0.0	0.0	0.0	0.0	0.0	0.0	0.0
04/27/2019 17:00	0.0	0.0	0.0	0.0	0.0	0.0	0.0	0.0
04/27/2019 18:00	0.0	0.0	0.0	0.0	0.0	0.0	0.0	0.0
04/27/2019 19:00	0.0	0.0	0.0	0.0	0.0	0.0	0.0	0.0
04/27/2019 20:00	0.0	0.0	0.0	0.0	0.0	0.0	0.0	0.0
04/27/2019 21:00	0.0	0.0	0.0	0.0	0.0	0.0	0.0	0.0
04/27/2019 22:00	0.0	0.0	0.0	0.0	0.0	0.0	0.0	0.0
04/27/2019 23:00	0.0	0.0	0.0	0.0	0.0	0.0	0.0	0.0
<b>Average/Sum#:</b>	13.0	14.3	14.2	119.3	2,629,029.5	1,303.3	1.8	0.7
<b>Minimum:</b>	9.1	13.8	7.7	100.2	1,227,917.2	403.5	1.2	0.6
<b>Maximum:</b>	35.3	16.9	52.1	197.7	3,101,550.6	1,585.4	5.0	0.8
<b>%SI</b>	70.83	70.83	70.83	70.83	70.83	70.83	70.83	70.83

# Daily Summary Report

## CT1 - NH3 Slip



From: 04/01/2019 00:00 To: 06/30/2019 23:59 Facility Name: COLUSA GENERATING STATION  
 Generated: 07/03/2019 08:46 Location: Maxwell, CA

Red = Invalid or Excluded Data | Green = Edited Status | Blue = Edited Value | \* = Excess Emission

	Unit CT1 NOx, Inlet, Ppm 1 Hour(s)	Unit CT1 O2Dry, Inlet, Pct 1 Hour(s)	Unit CT1 NOx, Inlet, Ppmvdc 1 Hour(s)	Unit CT1 NH3, Inj, LbPerHr 1 Hour(s)	Unit CT1 ExhaustFlow, LbPerHr 1 Hour(s)	Unit CT1 HI, MBtuPerHr 1 Hour(s)	Unit CT1 NH3, Slip, Ppmvdc 1 Hour(s)	Unit CT1 NH3slip, LbPerHr 1 Hour(s)
04/28/2019 00:00	0.0	0.0	0.0	0.0	0.0	0.0	0.0	0.0
04/28/2019 01:00	0.0	0.0	0.0	0.0	0.0	0.0	0.0	0.0
04/28/2019 02:00	0.0	0.0	0.0	0.0	0.0	0.0	0.0	0.0
04/28/2019 03:00	0.0	0.0	0.0	0.0	0.0	0.0	0.0	0.0
04/28/2019 04:00	0.0	0.0	0.0	0.0	0.0	0.0	0.0	0.0
04/28/2019 05:00	0.0	0.0	0.0	0.0	0.0	0.0	0.0	0.0
04/28/2019 06:00	0.0	0.0	0.0	0.0	0.0	0.0	0.0	0.0
04/28/2019 07:00	0.0	0.0	0.0	0.0	0.0	0.0	0.0	0.0
04/28/2019 08:00	0.0	0.0	0.0	0.0	0.0	0.0	0.0	0.0
04/28/2019 09:00	0.0	0.0	0.0	0.0	0.0	0.0	0.0	0.0
04/28/2019 10:00	0.0	0.0	0.0	0.0	0.0	0.0	0.0	0.0
04/28/2019 11:00	0.0	0.0	0.0	0.0	0.0	0.0	0.0	0.0
04/28/2019 12:00	0.0	0.0	0.0	0.0	0.0	0.0	0.0	0.0
04/28/2019 13:00	0.0	0.0	0.0	0.0	0.0	0.0	0.0	0.0
04/28/2019 14:00	0.0	0.0	0.0	0.0	0.0	0.0	0.0	0.0
04/28/2019 15:00	4.1	20.3	40.3	0.0	0.0	144.0	0.0	0.0
04/28/2019 16:00	51.0	16.5	68.4	93.1	1,887,197.2	578.8	0.0	0.0
04/28/2019 17:00	11.8	13.8	9.8	158.1	3,206,188.9	1,662.3	1.7	1.2
04/28/2019 18:00	11.2	13.3	8.7	184.9	3,265,835.5	2,027.1	2.0	1.6
04/28/2019 19:00	11.1	13.3	8.6	183.2	3,281,727.7	2,013.0	1.9	1.4
04/28/2019 20:00	9.6	13.8	8.0	139.1	2,807,505.0	1,517.1	1.7	1.1
04/28/2019 21:00	15.1	14.8	14.6	114.3	2,264,188.6	1,025.1	1.6	0.6
04/28/2019 22:00	0.0	0.0	0.0	0.0	0.0	0.0	0.0	0.0
04/28/2019 23:00	0.0	0.0	0.0	0.0	0.0	0.0	0.0	0.0
<b>Average/Sum#:</b>	16.3	15.1	22.6	124.7	2,387,520.4	1,281.1	1.3	0.8
<b>Minimum:</b>	4.1	13.3	8.0	0.0	0.0	144.0	0.0	0.0
<b>Maximum:</b>	51.0	20.3	68.4	184.9	3,281,727.7	2,027.1	2.0	1.6
<b>%SI</b>	70.83	70.83	70.83	70.83	70.83	70.83	70.83	70.83

# Daily Summary Report

## CT1 - NH3 Slip



From: 04/01/2019 00:00 To: 06/30/2019 23:59 Facility Name: COLUSA GENERATING STATION  
 Generated: 07/03/2019 08:46 Location: Maxwell, CA

Red = Invalid or Excluded Data | Green = Edited Status | Blue = Edited Value | \* = Excess Emission

	Unit CT1 NOx, Inlet, Ppm 1 Hour(s)	Unit CT1 O2Dry, Inlet, Pct 1 Hour(s)	Unit CT1 NOx, Inlet, Ppmvdc 1 Hour(s)	Unit CT1 NH3, Inj, LbPerHr 1 Hour(s)	Unit CT1 ExhaustFlow, LbPerHr 1 Hour(s)	Unit CT1 HI, MBtuPerHr 1 Hour(s)	Unit CT1 NH3, Slip, Ppmvdc 1 Hour(s)	Unit CT1 NH3slip, LbPerHr 1 Hour(s)
04/29/2019 00:00	0.0	0.0	0.0	0.0	0.0	0.0	0.0	0.0
04/29/2019 01:00	0.0	0.0	0.0	0.0	0.0	0.0	0.0	0.0
04/29/2019 02:00	0.0	0.0	0.0	0.0	0.0	0.0	0.0	0.0
04/29/2019 03:00	0.0	0.0	0.0	0.0	0.0	0.0	0.0	0.0
04/29/2019 04:00	0.0	0.0	0.0	0.0	0.0	0.0	0.0	0.0
04/29/2019 05:00	0.0	0.0	0.0	0.0	0.0	0.0	0.0	0.0
04/29/2019 06:00	0.0	0.0	0.0	0.0	0.0	0.0	0.0	0.0
04/29/2019 07:00	0.0	0.0	0.0	0.0	0.0	0.0	0.0	0.0
04/29/2019 08:00	0.0	0.0	0.0	0.0	0.0	0.0	0.0	0.0
04/29/2019 09:00	0.0	0.0	0.0	0.0	0.0	0.0	0.0	0.0
04/29/2019 10:00	0.0	0.0	0.0	0.0	0.0	0.0	0.0	0.0
04/29/2019 11:00	0.0	0.0	0.0	0.0	0.0	0.0	0.0	0.0
04/29/2019 12:00	0.0	0.0	0.0	0.0	0.0	0.0	0.0	0.0
04/29/2019 13:00	0.0	0.0	0.0	0.0	0.0	0.0	0.0	0.0
04/29/2019 14:00	0.0	0.0	0.0	0.0	0.0	0.0	0.0	0.0
04/29/2019 15:00	0.0	0.0	0.0	0.0	0.0	0.0	0.0	0.0
04/29/2019 16:00	0.0	0.0	0.0	0.0	0.0	0.0	0.0	0.0
04/29/2019 17:00	0.0	0.0	0.0	0.0	0.0	0.0	0.0	0.0
04/29/2019 18:00	0.0	0.0	0.0	0.0	0.0	0.0	0.0	0.0
04/29/2019 19:00	0.0	0.0	0.0	0.0	0.0	0.0	0.0	0.0
04/29/2019 20:00	0.0	0.0	0.0	0.0	0.0	0.0	0.0	0.0
04/29/2019 21:00	0.0	0.0	0.0	0.0	0.0	0.0	0.0	0.0
04/29/2019 22:00	0.0	0.0	0.0	0.0	0.0	0.0	0.0	0.0
04/29/2019 23:00	0.0	0.0	0.0	0.0	0.0	0.0	0.0	0.0
Average/Sum#:	0.0	0.0	0.0	0.0	0.0	0.0	0.0	0.0
Minimum:	0.0	0.0	0.0	0.0	0.0	0.0	0.0	0.0
Maximum:	0.0	0.0	0.0	0.0	0.0	0.0	0.0	0.0
%SI	100.00	100.00	100.00	100.00	100.00	100.00	100.00	100.00

# Daily Summary Report

## CT1 - NH3 Slip



From: 04/01/2019 00:00 To: 06/30/2019 23:59 Facility Name: COLUSA GENERATING STATION  
 Generated: 07/03/2019 08:46 Location: Maxwell, CA

Red = Invalid or Excluded Data | Green = Edited Status | Blue = Edited Value | \* = Excess Emission

	Unit CT1 NOx, Inlet, Ppm 1 Hour(s)	Unit CT1 O2Dry, Inlet, Pct 1 Hour(s)	Unit CT1 NOx, Inlet, Ppmvdc 1 Hour(s)	Unit CT1 NH3, Inj, LbPerHr 1 Hour(s)	Unit CT1 ExhaustFlow, LbPerHr 1 Hour(s)	Unit CT1 HI, MBtuPerHr 1 Hour(s)	Unit CT1 NH3, Slip, Ppmvdc 1 Hour(s)	Unit CT1 NH3slip, LbPerHr 1 Hour(s)
04/30/2019 00:00	0.0	0.0	0.0	0.0	0.0	0.0	0.0	0.0
04/30/2019 01:00	0.0	0.0	0.0	0.0	0.0	0.0	0.0	0.0
04/30/2019 02:00	0.0	0.0	0.0	0.0	0.0	0.0	0.0	0.0
04/30/2019 03:00	0.0	0.0	0.0	0.0	0.0	0.0	0.0	0.0
04/30/2019 04:00	0.0	0.0	0.0	0.0	0.0	0.0	0.0	0.0
04/30/2019 05:00	0.0	0.0	0.0	0.0	0.0	0.0	0.0	0.0
04/30/2019 06:00	0.0	0.0	0.0	0.0	0.0	0.0	0.0	0.0
04/30/2019 07:00	0.0	0.0	0.0	0.0	0.0	0.0	0.0	0.0
04/30/2019 08:00	0.0	0.0	0.0	0.0	0.0	0.0	0.0	0.0
04/30/2019 09:00	0.0	0.0	0.0	0.0	0.0	0.0	0.0	0.0
04/30/2019 10:00	0.0	0.0	0.0	0.0	0.0	0.0	0.0	0.0
04/30/2019 11:00	0.0	0.0	0.0	0.0	0.0	0.0	0.0	0.0
04/30/2019 12:00	0.0	0.0	0.0	0.0	0.0	0.0	0.0	0.0
04/30/2019 13:00	0.0	0.0	0.0	0.0	0.0	0.0	0.0	0.0
04/30/2019 14:00	0.0	0.0	0.0	0.0	0.0	0.0	0.0	0.0
04/30/2019 15:00	0.0	0.0	0.0	0.0	0.0	0.0	0.0	0.0
04/30/2019 16:00	0.0	0.0	0.0	0.0	0.0	0.0	0.0	0.0
04/30/2019 17:00	0.0	0.0	0.0	0.0	0.0	0.0	0.0	0.0
04/30/2019 18:00	0.0	0.0	0.0	0.0	0.0	0.0	0.0	0.0
04/30/2019 19:00	0.0	0.0	0.0	0.0	0.0	0.0	0.0	0.0
04/30/2019 20:00	0.0	0.0	0.0	0.0	0.0	0.0	0.0	0.0
04/30/2019 21:00	0.0	0.0	0.0	0.0	0.0	0.0	0.0	0.0
04/30/2019 22:00	0.0	0.0	0.0	0.0	0.0	0.0	0.0	0.0
04/30/2019 23:00	0.0	0.0	0.0	0.0	0.0	0.0	0.0	0.0
Average/Sum#:	0.0	0.0	0.0	0.0	0.0	0.0	0.0	0.0
Minimum:	0.0	0.0	0.0	0.0	0.0	0.0	0.0	0.0
Maximum:	0.0	0.0	0.0	0.0	0.0	0.0	0.0	0.0
%SI	100.00	100.00	100.00	100.00	100.00	100.00	100.00	100.00

# Daily Summary Report

## CT1 - NH3 Slip



From: 04/01/2019 00:00 To: 06/30/2019 23:59 Facility Name: COLUSA GENERATING STATION  
 Generated: 07/03/2019 08:46 Location: Maxwell, CA

Red = Invalid or Excluded Data | Green = Edited Status | Blue = Edited Value | \* = Excess Emission

	Unit CT1 NOx, Inlet, Ppm 1 Hour(s)	Unit CT1 O2Dry, Inlet, Pct 1 Hour(s)	Unit CT1 NOx, Inlet, Ppmvdc 1 Hour(s)	Unit CT1 NH3, Inj, LbPerHr 1 Hour(s)	Unit CT1 ExhaustFlow, LbPerHr 1 Hour(s)	Unit CT1 HI, MBtuPerHr 1 Hour(s)	Unit CT1 NH3, Slip, Ppmvdc 1 Hour(s)	Unit CT1 NH3slip, LbPerHr 1 Hour(s)
05/01/2019 00:00	0.0	0.0	0.0	0.0	0.0	0.0	0.0	0.0
05/01/2019 01:00	0.0	0.0	0.0	0.0	0.0	0.0	0.0	0.0
05/01/2019 02:00	0.0	0.0	0.0	0.0	0.0	0.0	0.0	0.0
05/01/2019 03:00	0.0	0.0	0.0	0.0	0.0	0.0	0.0	0.0
05/01/2019 04:00	0.0	0.0	0.0	0.0	0.0	0.0	0.0	0.0
05/01/2019 05:00	0.0	0.0	0.0	0.0	0.0	0.0	0.0	0.0
05/01/2019 06:00	0.0	0.0	0.0	0.0	0.0	0.0	0.0	0.0
05/01/2019 07:00	0.0	0.0	0.0	0.0	0.0	0.0	0.0	0.0
05/01/2019 08:00	0.0	0.0	0.0	0.0	0.0	0.0	0.0	0.0
05/01/2019 09:00	0.0	0.0	0.0	0.0	0.0	0.0	0.0	0.0
05/01/2019 10:00	0.0	0.0	0.0	0.0	0.0	0.0	0.0	0.0
05/01/2019 11:00	0.0	0.0	0.0	0.0	0.0	0.0	0.0	0.0
05/01/2019 12:00	0.0	0.0	0.0	0.0	0.0	0.0	0.0	0.0
05/01/2019 13:00	0.0	0.0	0.0	0.0	0.0	0.0	0.0	0.0
05/01/2019 14:00	0.0	0.0	0.0	0.0	0.0	0.0	0.0	0.0
05/01/2019 15:00	0.0	0.0	0.0	0.0	0.0	0.0	0.0	0.0
05/01/2019 16:00	0.0	0.0	0.0	0.0	0.0	0.0	0.0	0.0
05/01/2019 17:00	0.0	0.0	0.0	0.0	0.0	0.0	0.0	0.0
05/01/2019 18:00	0.0	0.0	0.0	0.0	0.0	0.0	0.0	0.0
05/01/2019 19:00	0.0	0.0	0.0	0.0	0.0	0.0	0.0	0.0
05/01/2019 20:00	0.0	0.0	0.0	0.0	0.0	0.0	0.0	0.0
05/01/2019 21:00	0.0	0.0	0.0	0.0	0.0	0.0	0.0	0.0
05/01/2019 22:00	0.0	0.0	0.0	0.0	0.0	0.0	0.0	0.0
05/01/2019 23:00	0.0	0.0	0.0	0.0	0.0	0.0	0.0	0.0
Average/Sum#:	0.0	0.0	0.0	0.0	0.0	0.0	0.0	0.0
Minimum:	0.0	0.0	0.0	0.0	0.0	0.0	0.0	0.0
Maximum:	0.0	0.0	0.0	0.0	0.0	0.0	0.0	0.0
%SI	100.00	100.00	100.00	100.00	100.00	100.00	100.00	100.00

# Daily Summary Report

## CT1 - NH3 Slip



From: 04/01/2019 00:00 To: 06/30/2019 23:59 Facility Name: COLUSA GENERATING STATION  
 Generated: 07/03/2019 08:46 Location: Maxwell, CA

Red = Invalid or Excluded Data | Green = Edited Status | Blue = Edited Value | \* = Excess Emission

	Unit CT1 NOx, Inlet, Ppm 1 Hour(s)	Unit CT1 O2Dry, Inlet, Pct 1 Hour(s)	Unit CT1 NOx, Inlet, Ppmvdc 1 Hour(s)	Unit CT1 NH3, Inj, LbPerHr 1 Hour(s)	Unit CT1 ExhaustFlow, LbPerHr 1 Hour(s)	Unit CT1 HI, MBtuPerHr 1 Hour(s)	Unit CT1 NH3, Slip, Ppmvdc 1 Hour(s)	Unit CT1 NH3slip, LbPerHr 1 Hour(s)
05/02/2019 00:00	0.0	0.0	0.0	0.0	0.0	0.0	0.0	0.0
05/02/2019 01:00	0.0	0.0	0.0	0.0	0.0	0.0	0.0	0.0
05/02/2019 02:00	0.0	0.0	0.0	0.0	0.0	0.0	0.0	0.0
05/02/2019 03:00	0.0	0.0	0.0	0.0	0.0	0.0	0.0	0.0
05/02/2019 04:00	0.0	0.0	0.0	0.0	0.0	0.0	0.0	0.0
05/02/2019 05:00	0.0	0.0	0.0	0.0	0.0	0.0	0.0	0.0
05/02/2019 06:00	0.0	0.0	0.0	0.0	0.0	0.0	0.0	0.0
05/02/2019 07:00	0.0	0.0	0.0	0.0	0.0	0.0	0.0	0.0
05/02/2019 08:00	0.0	0.0	0.0	0.0	0.0	0.0	0.0	0.0
05/02/2019 09:00	0.0	0.0	0.0	0.0	0.0	0.0	0.0	0.0
05/02/2019 10:00	0.0	0.0	0.0	0.0	0.0	0.0	0.0	0.0
05/02/2019 11:00	0.0	0.0	0.0	0.0	0.0	0.0	0.0	0.0
05/02/2019 12:00	0.0	0.0	0.0	0.0	0.0	0.0	0.0	0.0
05/02/2019 13:00	0.0	0.0	0.0	0.0	0.0	0.0	0.0	0.0
05/02/2019 14:00	0.0	0.0	0.0	0.0	0.0	0.0	0.0	0.0
05/02/2019 15:00	0.0	0.0	0.0	0.0	0.0	0.0	0.0	0.0
05/02/2019 16:00	0.0	0.0	0.0	0.0	0.0	0.0	0.0	0.0
05/02/2019 17:00	0.0	0.0	0.0	0.0	0.0	0.0	0.0	0.0
05/02/2019 18:00	0.0	0.0	0.0	0.0	0.0	0.0	0.0	0.0
05/02/2019 19:00	0.0	0.0	0.0	0.0	0.0	0.0	0.0	0.0
05/02/2019 20:00	0.0	0.0	0.0	0.0	0.0	0.0	0.0	0.0
05/02/2019 21:00	0.0	0.0	0.0	0.0	0.0	0.0	0.0	0.0
05/02/2019 22:00	0.0	0.0	0.0	0.0	0.0	0.0	0.0	0.0
05/02/2019 23:00	0.0	0.0	0.0	0.0	0.0	0.0	0.0	0.0
Average/Sum#:	0.0	0.0	0.0	0.0	0.0	0.0	0.0	0.0
Minimum:	0.0	0.0	0.0	0.0	0.0	0.0	0.0	0.0
Maximum:	0.0	0.0	0.0	0.0	0.0	0.0	0.0	0.0
%SI	100.00	100.00	100.00	100.00	100.00	100.00	100.00	100.00

# Daily Summary Report

## CT1 - NH3 Slip



From: 04/01/2019 00:00 To: 06/30/2019 23:59 Facility Name: COLUSA GENERATING STATION  
 Generated: 07/03/2019 08:46 Location: Maxwell, CA

Red = Invalid or Excluded Data | Green = Edited Status | Blue = Edited Value | \* = Excess Emission

	Unit CT1 NOx, Inlet, Ppm 1 Hour(s)	Unit CT1 O2Dry, Inlet, Pct 1 Hour(s)	Unit CT1 NOx, Inlet, Ppmvdc 1 Hour(s)	Unit CT1 NH3, Inj, LbPerHr 1 Hour(s)	Unit CT1 ExhaustFlow, LbPerHr 1 Hour(s)	Unit CT1 HI, MBtuPerHr 1 Hour(s)	Unit CT1 NH3, Slip, Ppmvdc 1 Hour(s)	Unit CT1 NH3slip, LbPerHr 1 Hour(s)
05/03/2019 00:00	0.0	0.0	0.0	0.0	0.0	0.0	0.0	0.0
05/03/2019 01:00	0.0	0.0	0.0	0.0	0.0	0.0	0.0	0.0
05/03/2019 02:00	0.0	0.0	0.0	0.0	0.0	0.0	0.0	0.0
05/03/2019 03:00	0.0	0.0	0.0	0.0	0.0	0.0	0.0	0.0
05/03/2019 04:00	0.0	0.0	0.0	0.0	0.0	0.0	0.0	0.0
05/03/2019 05:00	0.0	0.0	0.0	0.0	0.0	0.0	0.0	0.0
05/03/2019 06:00	0.0	0.0	0.0	0.0	0.0	0.0	0.0	0.0
05/03/2019 07:00	0.0	0.0	0.0	0.0	0.0	0.0	0.0	0.0
05/03/2019 08:00	0.0	0.0	0.0	0.0	0.0	0.0	0.0	0.0
05/03/2019 09:00	0.0	0.0	0.0	0.0	0.0	0.0	0.0	0.0
05/03/2019 10:00	0.0	0.0	0.0	0.0	0.0	0.0	0.0	0.0
05/03/2019 11:00	0.0	0.0	0.0	0.0	0.0	0.0	0.0	0.0
05/03/2019 12:00	0.0	0.0	0.0	0.0	0.0	0.0	0.0	0.0
05/03/2019 13:00	0.0	0.0	0.0	0.0	0.0	0.0	0.0	0.0
05/03/2019 14:00	0.0	0.0	0.0	0.0	0.0	0.0	0.0	0.0
05/03/2019 15:00	0.0	0.0	0.0	0.0	0.0	0.0	0.0	0.0
05/03/2019 16:00	0.0	0.0	0.0	0.0	0.0	0.0	0.0	0.0
05/03/2019 17:00	0.0	0.0	0.0	0.0	0.0	0.0	0.0	0.0
05/03/2019 18:00	0.0	0.0	0.0	0.0	0.0	0.0	0.0	0.0
05/03/2019 19:00	0.0	0.0	0.0	0.0	0.0	0.0	0.0	0.0
05/03/2019 20:00	0.0	0.0	0.0	0.0	0.0	0.0	0.0	0.0
05/03/2019 21:00	0.0	0.0	0.0	0.0	0.0	0.0	0.0	0.0
05/03/2019 22:00	0.0	0.0	0.0	0.0	0.0	0.0	0.0	0.0
05/03/2019 23:00	0.0	0.0	0.0	0.0	0.0	0.0	0.0	0.0
<b>Average/Sum#:</b>	0.0	0.0	0.0	0.0	0.0	0.0	0.0	0.0
<b>Minimum:</b>	0.0	0.0	0.0	0.0	0.0	0.0	0.0	0.0
<b>Maximum:</b>	0.0	0.0	0.0	0.0	0.0	0.0	0.0	0.0
<b>%SI</b>	100.00	100.00	100.00	100.00	100.00	100.00	100.00	100.00

# Daily Summary Report

## CT1 - NH3 Slip



From: 04/01/2019 00:00 To: 06/30/2019 23:59 Facility Name: COLUSA GENERATING STATION  
 Generated: 07/03/2019 08:46 Location: Maxwell, CA

Red = Invalid or Excluded Data | Green = Edited Status | Blue = Edited Value | \* = Excess Emission

	Unit CT1 NOx, Inlet, Ppm 1 Hour(s)	Unit CT1 O2Dry, Inlet, Pct 1 Hour(s)	Unit CT1 NOx, Inlet, Ppmvdc 1 Hour(s)	Unit CT1 NH3, Inj, LbPerHr 1 Hour(s)	Unit CT1 ExhaustFlow, LbPerHr 1 Hour(s)	Unit CT1 HI, MBtuPerHr 1 Hour(s)	Unit CT1 NH3, Slip, Ppmvdc 1 Hour(s)	Unit CT1 NH3slip, LbPerHr 1 Hour(s)
05/04/2019 00:00	0.0	0.0	0.0	0.0	0.0	0.0	0.0	0.0
05/04/2019 01:00	0.0	0.0	0.0	0.0	0.0	0.0	0.0	0.0
05/04/2019 02:00	0.0	0.0	0.0	0.0	0.0	0.0	0.0	0.0
05/04/2019 03:00	0.0	0.0	0.0	0.0	0.0	0.0	0.0	0.0
05/04/2019 04:00	0.0	0.0	0.0	0.0	0.0	0.0	0.0	0.0
05/04/2019 05:00	0.0	0.0	0.0	0.0	0.0	0.0	0.0	0.0
05/04/2019 06:00	0.0	0.0	0.0	0.0	0.0	0.0	0.0	0.0
05/04/2019 07:00	0.0	0.0	0.0	0.0	0.0	0.0	0.0	0.0
05/04/2019 08:00	0.0	0.0	0.0	0.0	0.0	0.0	0.0	0.0
05/04/2019 09:00	0.0	0.0	0.0	0.0	0.0	0.0	0.0	0.0
05/04/2019 10:00	0.0	0.0	0.0	0.0	0.0	0.0	0.0	0.0
05/04/2019 11:00	0.0	0.0	0.0	0.0	0.0	0.0	0.0	0.0
05/04/2019 12:00	0.0	0.0	0.0	0.0	0.0	0.0	0.0	0.0
05/04/2019 13:00	0.0	0.0	0.0	0.0	0.0	0.0	0.0	0.0
05/04/2019 14:00	0.0	0.0	0.0	0.0	0.0	0.0	0.0	0.0
05/04/2019 15:00	0.0	0.0	0.0	0.0	0.0	0.0	0.0	0.0
05/04/2019 16:00	0.0	0.0	0.0	0.0	0.0	0.0	0.0	0.0
05/04/2019 17:00	0.0	0.0	0.0	0.0	0.0	0.0	0.0	0.0
05/04/2019 18:00	0.0	0.0	0.0	0.0	0.0	0.0	0.0	0.0
05/04/2019 19:00	0.0	0.0	0.0	0.0	0.0	0.0	0.0	0.0
05/04/2019 20:00	0.0	0.0	0.0	0.0	0.0	0.0	0.0	0.0
05/04/2019 21:00	0.0	0.0	0.0	0.0	0.0	0.0	0.0	0.0
05/04/2019 22:00	0.0	0.0	0.0	0.0	0.0	0.0	0.0	0.0
05/04/2019 23:00	0.0	0.0	0.0	0.0	0.0	0.0	0.0	0.0
Average/Sum#:	0.0	0.0	0.0	0.0	0.0	0.0	0.0	0.0
Minimum:	0.0	0.0	0.0	0.0	0.0	0.0	0.0	0.0
Maximum:	0.0	0.0	0.0	0.0	0.0	0.0	0.0	0.0
%SI	100.00	100.00	100.00	100.00	100.00	100.00	100.00	100.00



# Daily Summary Report

## CT1 - NH3 Slip



From: 04/01/2019 00:00 To: 06/30/2019 23:59 Facility Name: COLUSA GENERATING STATION  
 Generated: 07/03/2019 08:46 Location: Maxwell, CA

Red = Invalid or Excluded Data | Green = Edited Status | Blue = Edited Value | \* = Excess Emission

	Unit CT1 NOx, Inlet, Ppm 1 Hour(s)	Unit CT1 O2Dry, Inlet, Pct 1 Hour(s)	Unit CT1 NOx, Inlet, Ppmvdc 1 Hour(s)	Unit CT1 NH3, Inj, LbPerHr 1 Hour(s)	Unit CT1 ExhaustFlow, LbPerHr 1 Hour(s)	Unit CT1 HI, MBtuPerHr 1 Hour(s)	Unit CT1 NH3, Slip, Ppmvdc 1 Hour(s)	Unit CT1 NH3slip, LbPerHr 1 Hour(s)
05/05/2019 00:00	0.0	0.0	0.0	0.0	0.0	0.0	0.0	0.0
05/05/2019 01:00	0.0	0.0	0.0	0.0	0.0	0.0	0.0	0.0
05/05/2019 02:00	0.0	0.0	0.0	0.0	0.0	0.0	0.0	0.0
05/05/2019 03:00	0.0	0.0	0.0	0.0	0.0	0.0	0.0	0.0
05/05/2019 04:00	0.0	0.0	0.0	0.0	0.0	0.0	0.0	0.0
05/05/2019 05:00	0.0	0.0	0.0	0.0	0.0	0.0	0.0	0.0
05/05/2019 06:00	0.0	0.0	0.0	0.0	0.0	0.0	0.0	0.0
05/05/2019 07:00	0.0	0.0	0.0	0.0	0.0	0.0	0.0	0.0
05/05/2019 08:00	0.0	0.0	0.0	0.0	0.0	0.0	0.0	0.0
05/05/2019 09:00	0.0	0.0	0.0	0.0	0.0	0.0	0.0	0.0
05/05/2019 10:00	0.0	0.0	0.0	0.0	0.0	0.0	0.0	0.0
05/05/2019 11:00	0.0	0.0	0.0	0.0	0.0	0.0	0.0	0.0
05/05/2019 12:00	0.0	0.0	0.0	0.0	0.0	0.0	0.0	0.0
05/05/2019 13:00	0.0	0.0	0.0	0.0	0.0	0.0	0.0	0.0
05/05/2019 14:00	0.0	0.0	0.0	0.0	0.0	0.0	0.0	0.0
05/05/2019 15:00	0.0	0.0	0.0	0.0	0.0	0.0	0.0	0.0
05/05/2019 16:00	0.0	0.0	0.0	0.0	0.0	0.0	0.0	0.0
05/05/2019 17:00	0.0	0.0	0.0	0.0	0.0	0.0	0.0	0.0
05/05/2019 18:00	0.0	0.0	0.0	0.0	0.0	0.0	0.0	0.0
05/05/2019 19:00	0.0	0.0	0.0	0.0	0.0	0.0	0.0	0.0
05/05/2019 20:00	0.0	0.0	0.0	0.0	0.0	0.0	0.0	0.0
05/05/2019 21:00	0.0	0.0	0.0	0.0	0.0	0.0	0.0	0.0
05/05/2019 22:00	0.0	0.0	0.0	0.0	0.0	0.0	0.0	0.0
05/05/2019 23:00	0.0	0.0	0.0	0.0	0.0	0.0	0.0	0.0
<b>Average/Sum#:</b>	0.0	0.0	0.0	0.0	0.0	0.0	0.0	0.0
<b>Minimum:</b>	0.0	0.0	0.0	0.0	0.0	0.0	0.0	0.0
<b>Maximum:</b>	0.0	0.0	0.0	0.0	0.0	0.0	0.0	0.0
<b>%SI</b>	100.00	100.00	100.00	100.00	100.00	100.00	100.00	100.00

# Daily Summary Report

## CT1 - NH3 Slip



From: 04/01/2019 00:00 To: 06/30/2019 23:59 Facility Name: COLUSA GENERATING STATION  
 Generated: 07/03/2019 08:46 Location: Maxwell, CA

Red = Invalid or Excluded Data | Green = Edited Status | Blue = Edited Value | \* = Excess Emission

	Unit CT1 NOx, Inlet, Ppm 1 Hour(s)	Unit CT1 O2Dry, Inlet, Pct 1 Hour(s)	Unit CT1 NOx, Inlet, Ppmvdc 1 Hour(s)	Unit CT1 NH3, Inj, LbPerHr 1 Hour(s)	Unit CT1 ExhaustFlow, LbPerHr 1 Hour(s)	Unit CT1 HI, MBtuPerHr 1 Hour(s)	Unit CT1 NH3, Slip, Ppmvdc 1 Hour(s)	Unit CT1 NH3slip, LbPerHr 1 Hour(s)
05/06/2019 00:00	0.0	0.0	0.0	0.0	0.0	0.0	0.0	0.0
05/06/2019 01:00	0.0	0.0	0.0	0.0	0.0	0.0	0.0	0.0
05/06/2019 02:00	0.0	0.0	0.0	0.0	0.0	0.0	0.0	0.0
05/06/2019 03:00	0.0	0.0	0.0	0.0	0.0	0.0	0.0	0.0
05/06/2019 04:00	0.0	0.0	0.0	0.0	0.0	0.0	0.0	0.0
05/06/2019 05:00	0.0	0.0	0.0	0.0	0.0	0.0	0.0	0.0
05/06/2019 06:00	0.0	0.0	0.0	0.0	0.0	0.0	0.0	0.0
05/06/2019 07:00	0.0	0.0	0.0	0.0	0.0	0.0	0.0	0.0
05/06/2019 08:00	0.0	0.0	0.0	0.0	0.0	0.0	0.0	0.0
05/06/2019 09:00	0.0	0.0	0.0	0.0	0.0	0.0	0.0	0.0
05/06/2019 10:00	0.0	0.0	0.0	0.0	0.0	0.0	0.0	0.0
05/06/2019 11:00	0.0	0.0	0.0	0.0	0.0	0.0	0.0	0.0
05/06/2019 12:00	0.0	0.0	0.0	0.0	0.0	0.0	0.0	0.0
05/06/2019 13:00	0.0	0.0	0.0	0.0	0.0	0.0	0.0	0.0
05/06/2019 14:00	0.0	0.0	0.0	0.0	0.0	0.0	0.0	0.0
05/06/2019 15:00	0.0	0.0	0.0	0.0	0.0	0.0	0.0	0.0
05/06/2019 16:00	0.0	0.0	0.0	0.0	0.0	0.0	0.0	0.0
05/06/2019 17:00	0.0	0.0	0.0	0.0	0.0	0.0	0.0	0.0
05/06/2019 18:00	0.0	0.0	0.0	0.0	0.0	0.0	0.0	0.0
05/06/2019 19:00	0.0	0.0	0.0	0.0	0.0	0.0	0.0	0.0
05/06/2019 20:00	0.0	0.0	0.0	0.0	0.0	0.0	0.0	0.0
05/06/2019 21:00	0.0	0.0	0.0	0.0	0.0	0.0	0.0	0.0
05/06/2019 22:00	0.0	0.0	0.0	0.0	0.0	0.0	0.0	0.0
05/06/2019 23:00	0.0	0.0	0.0	0.0	0.0	0.0	0.0	0.0
Average/Sum#:	0.0	0.0	0.0	0.0	0.0	0.0	0.0	0.0
Minimum:	0.0	0.0	0.0	0.0	0.0	0.0	0.0	0.0
Maximum:	0.0	0.0	0.0	0.0	0.0	0.0	0.0	0.0
%SI	100.00	100.00	100.00	100.00	100.00	100.00	100.00	100.00

# Daily Summary Report

## CT1 - NH3 Slip



From: 04/01/2019 00:00 To: 06/30/2019 23:59 Facility Name: COLUSA GENERATING STATION  
 Generated: 07/03/2019 08:46 Location: Maxwell, CA

Red = Invalid or Excluded Data | Green = Edited Status | Blue = Edited Value | \* = Excess Emission

	Unit CT1 NOx, Inlet, Ppm 1 Hour(s)	Unit CT1 O2Dry, Inlet, Pct 1 Hour(s)	Unit CT1 NOx, Inlet, Ppmvdc 1 Hour(s)	Unit CT1 NH3, Inj, LbPerHr 1 Hour(s)	Unit CT1 ExhaustFlow, LbPerHr 1 Hour(s)	Unit CT1 HI, MBtuPerHr 1 Hour(s)	Unit CT1 NH3, Slip, Ppmvdc 1 Hour(s)	Unit CT1 NH3slip, LbPerHr 1 Hour(s)
05/07/2019 00:00	0.0	0.0	0.0	0.0	0.0	0.0	0.0	0.0
05/07/2019 01:00	0.0	0.0	0.0	0.0	0.0	0.0	0.0	0.0
05/07/2019 02:00	0.0	0.0	0.0	0.0	0.0	0.0	0.0	0.0
05/07/2019 03:00	0.0	0.0	0.0	0.0	0.0	0.0	0.0	0.0
05/07/2019 04:00	0.0	0.0	0.0	0.0	0.0	0.0	0.0	0.0
05/07/2019 05:00	0.0	0.0	0.0	0.0	0.0	0.0	0.0	0.0
05/07/2019 06:00	0.0	0.0	0.0	0.0	0.0	0.0	0.0	0.0
05/07/2019 07:00	0.0	0.0	0.0	0.0	0.0	0.0	0.0	0.0
05/07/2019 08:00	0.0	0.0	0.0	0.0	0.0	0.0	0.0	0.0
05/07/2019 09:00	0.0	0.0	0.0	0.0	0.0	0.0	0.0	0.0
05/07/2019 10:00	0.0	0.0	0.0	0.0	0.0	0.0	0.0	0.0
05/07/2019 11:00	0.0	0.0	0.0	0.0	0.0	0.0	0.0	0.0
05/07/2019 12:00	0.0	0.0	0.0	0.0	0.0	0.0	0.0	0.0
05/07/2019 13:00	0.0	0.0	0.0	0.0	0.0	0.0	0.0	0.0
05/07/2019 14:00	0.0	0.0	0.0	0.0	0.0	0.0	0.0	0.0
05/07/2019 15:00	0.0	0.0	0.0	0.0	0.0	0.0	0.0	0.0
05/07/2019 16:00	0.0	0.0	0.0	0.0	0.0	0.0	0.0	0.0
05/07/2019 17:00	0.0	0.0	0.0	0.0	0.0	0.0	0.0	0.0
05/07/2019 18:00	0.0	0.0	0.0	0.0	0.0	0.0	0.0	0.0
05/07/2019 19:00	0.0	0.0	0.0	0.0	0.0	0.0	0.0	0.0
05/07/2019 20:00	0.0	0.0	0.0	0.0	0.0	0.0	0.0	0.0
05/07/2019 21:00	0.0	0.0	0.0	0.0	0.0	0.0	0.0	0.0
05/07/2019 22:00	0.0	0.0	0.0	0.0	0.0	0.0	0.0	0.0
05/07/2019 23:00	0.0	0.0	0.0	0.0	0.0	0.0	0.0	0.0
Average/Sum#:	0.0	0.0	0.0	0.0	0.0	0.0	0.0	0.0
Minimum:	0.0	0.0	0.0	0.0	0.0	0.0	0.0	0.0
Maximum:	0.0	0.0	0.0	0.0	0.0	0.0	0.0	0.0
%SI	100.00	100.00	100.00	100.00	100.00	100.00	100.00	100.00

# Daily Summary Report

## CT1 - NH3 Slip



From: 04/01/2019 00:00 To: 06/30/2019 23:59 Facility Name: COLUSA GENERATING STATION  
 Generated: 07/03/2019 08:46 Location: Maxwell, CA

Red = Invalid or Excluded Data | Green = Edited Status | Blue = Edited Value | \* = Excess Emission

	Unit CT1 NOx, Inlet, Ppm 1 Hour(s)	Unit CT1 O2Dry, Inlet, Pct 1 Hour(s)	Unit CT1 NOx, Inlet, Ppmvdc 1 Hour(s)	Unit CT1 NH3, Inj, LbPerHr 1 Hour(s)	Unit CT1 ExhaustFlow, LbPerHr 1 Hour(s)	Unit CT1 HI, MBtuPerHr 1 Hour(s)	Unit CT1 NH3, Slip, Ppmvdc 1 Hour(s)	Unit CT1 NH3slip, LbPerHr 1 Hour(s)
05/08/2019 00:00	0.0	0.0	0.0	0.0	0.0	0.0	0.0	0.0
05/08/2019 01:00	0.0	0.0	0.0	0.0	0.0	0.0	0.0	0.0
05/08/2019 02:00	0.0	0.0	0.0	0.0	0.0	0.0	0.0	0.0
05/08/2019 03:00	0.0	0.0	0.0	0.0	0.0	0.0	0.0	0.0
05/08/2019 04:00	0.0	0.0	0.0	0.0	0.0	0.0	0.0	0.0
05/08/2019 05:00	0.0	0.0	0.0	0.0	0.0	0.0	0.0	0.0
05/08/2019 06:00	0.0	0.0	0.0	0.0	0.0	0.0	0.0	0.0
05/08/2019 07:00	0.0	0.0	0.0	0.0	0.0	0.0	0.0	0.0
05/08/2019 08:00	0.0	0.0	0.0	0.0	0.0	0.0	0.0	0.0
05/08/2019 09:00	0.0	0.0	0.0	0.0	0.0	0.0	0.0	0.0
05/08/2019 10:00	0.0	0.0	0.0	0.0	0.0	0.0	0.0	0.0
05/08/2019 11:00	0.0	0.0	0.0	0.0	0.0	0.0	0.0	0.0
05/08/2019 12:00	0.0	0.0	0.0	0.0	0.0	0.0	0.0	0.0
05/08/2019 13:00	0.0	0.0	0.0	0.0	0.0	0.0	0.0	0.0
05/08/2019 14:00	0.0	0.0	0.0	0.0	0.0	0.0	0.0	0.0
05/08/2019 15:00	0.0	0.0	0.0	0.0	0.0	0.0	0.0	0.0
05/08/2019 16:00	0.0	0.0	0.0	0.0	0.0	0.0	0.0	0.0
05/08/2019 17:00	0.0	0.0	0.0	0.0	0.0	0.0	0.0	0.0
05/08/2019 18:00	0.0	0.0	0.0	0.0	0.0	0.0	0.0	0.0
05/08/2019 19:00	0.0	0.0	0.0	0.0	0.0	0.0	0.0	0.0
05/08/2019 20:00	0.0	0.0	0.0	0.0	0.0	0.0	0.0	0.0
05/08/2019 21:00	0.0	0.0	0.0	0.0	0.0	0.0	0.0	0.0
05/08/2019 22:00	0.0	0.0	0.0	0.0	0.0	0.0	0.0	0.0
05/08/2019 23:00	0.0	0.0	0.0	0.0	0.0	0.0	0.0	0.0
Average/Sum#:	0.0	0.0	0.0	0.0	0.0	0.0	0.0	0.0
Minimum:	0.0	0.0	0.0	0.0	0.0	0.0	0.0	0.0
Maximum:	0.0	0.0	0.0	0.0	0.0	0.0	0.0	0.0
%SI	100.00	100.00	100.00	100.00	100.00	100.00	100.00	100.00

# Daily Summary Report

## CT1 - NH3 Slip



From: 04/01/2019 00:00 To: 06/30/2019 23:59 Facility Name: COLUSA GENERATING STATION  
 Generated: 07/03/2019 08:46 Location: Maxwell, CA

Red = Invalid or Excluded Data | Green = Edited Status | Blue = Edited Value | \* = Excess Emission

	Unit CT1 NOx, Inlet, Ppm 1 Hour(s)	Unit CT1 O2Dry, Inlet, Pct 1 Hour(s)	Unit CT1 NOx, Inlet, Ppmvdc 1 Hour(s)	Unit CT1 NH3, Inj, LbPerHr 1 Hour(s)	Unit CT1 ExhaustFlow, LbPerHr 1 Hour(s)	Unit CT1 HI, MBtuPerHr 1 Hour(s)	Unit CT1 NH3, Slip, Ppmvdc 1 Hour(s)	Unit CT1 NH3slip, LbPerHr 1 Hour(s)
05/09/2019 00:00	0.0	0.0	0.0	0.0	0.0	0.0	0.0	0.0
05/09/2019 01:00	0.0	0.0	0.0	0.0	0.0	0.0	0.0	0.0
05/09/2019 02:00	0.0	0.0	0.0	0.0	0.0	0.0	0.0	0.0
05/09/2019 03:00	0.0	0.0	0.0	0.0	0.0	0.0	0.0	0.0
05/09/2019 04:00	0.0	0.0	0.0	0.0	0.0	0.0	0.0	0.0
05/09/2019 05:00	0.0	0.0	0.0	0.0	0.0	0.0	0.0	0.0
05/09/2019 06:00	0.0	0.0	0.0	0.0	0.0	0.0	0.0	0.0
05/09/2019 07:00	0.0	0.0	0.0	0.0	0.0	0.0	0.0	0.0
05/09/2019 08:00	0.0	0.0	0.0	0.0	0.0	0.0	0.0	0.0
05/09/2019 09:00	0.0	0.0	0.0	0.0	0.0	0.0	0.0	0.0
05/09/2019 10:00	0.0	0.0	0.0	0.0	0.0	0.0	0.0	0.0
05/09/2019 11:00	0.0	0.0	0.0	0.0	0.0	0.0	0.0	0.0
05/09/2019 12:00	0.0	0.0	0.0	0.0	0.0	0.0	0.0	0.0
05/09/2019 13:00	0.0	0.0	0.0	0.0	0.0	0.0	0.0	0.0
05/09/2019 14:00	0.0	0.0	0.0	0.0	0.0	0.0	0.0	0.0
05/09/2019 15:00	0.0	0.0	0.0	0.0	0.0	0.0	0.0	0.0
05/09/2019 16:00	0.0	0.0	0.0	0.0	0.0	0.0	0.0	0.0
05/09/2019 17:00	0.0	0.0	0.0	0.0	0.0	0.0	0.0	0.0
05/09/2019 18:00	0.0	0.0	0.0	0.0	0.0	0.0	0.0	0.0
05/09/2019 19:00	0.0	0.0	0.0	0.0	0.0	0.0	0.0	0.0
05/09/2019 20:00	0.0	0.0	0.0	0.0	0.0	0.0	0.0	0.0
05/09/2019 21:00	0.0	0.0	0.0	0.0	0.0	0.0	0.0	0.0
05/09/2019 22:00	0.0	0.0	0.0	0.0	0.0	0.0	0.0	0.0
05/09/2019 23:00	0.0	0.0	0.0	0.0	0.0	0.0	0.0	0.0
Average/Sum#:	0.0	0.0	0.0	0.0	0.0	0.0	0.0	0.0
Minimum:	0.0	0.0	0.0	0.0	0.0	0.0	0.0	0.0
Maximum:	0.0	0.0	0.0	0.0	0.0	0.0	0.0	0.0
%SI	100.00	100.00	100.00	100.00	100.00	100.00	100.00	100.00

# Daily Summary Report

## CT1 - NH3 Slip



From: 04/01/2019 00:00 To: 06/30/2019 23:59 Facility Name: COLUSA GENERATING STATION  
 Generated: 07/03/2019 08:46 Location: Maxwell, CA

Red = Invalid or Excluded Data | Green = Edited Status | Blue = Edited Value | \* = Excess Emission

	Unit CT1 NOx, Inlet, Ppm 1 Hour(s)	Unit CT1 O2Dry, Inlet, Pct 1 Hour(s)	Unit CT1 NOx, Inlet, Ppmvdc 1 Hour(s)	Unit CT1 NH3, Inj, LbPerHr 1 Hour(s)	Unit CT1 ExhaustFlow, LbPerHr 1 Hour(s)	Unit CT1 HI, MBtuPerHr 1 Hour(s)	Unit CT1 NH3, Slip, Ppmvdc 1 Hour(s)	Unit CT1 NH3slip, LbPerHr 1 Hour(s)
05/10/2019 00:00	0.0	0.0	0.0	0.0	0.0	0.0	0.0	0.0
05/10/2019 01:00	0.0	0.0	0.0	0.0	0.0	0.0	0.0	0.0
05/10/2019 02:00	0.0	0.0	0.0	0.0	0.0	0.0	0.0	0.0
05/10/2019 03:00	0.0	0.0	0.0	0.0	0.0	0.0	0.0	0.0
05/10/2019 04:00	0.0	0.0	0.0	0.0	0.0	0.0	0.0	0.0
05/10/2019 05:00	0.0	0.0	0.0	0.0	0.0	0.0	0.0	0.0
05/10/2019 06:00	0.0	0.0	0.0	0.0	0.0	0.0	0.0	0.0
05/10/2019 07:00	0.0	0.0	0.0	0.0	0.0	0.0	0.0	0.0
05/10/2019 08:00	0.0	0.0	0.0	0.0	0.0	0.0	0.0	0.0
05/10/2019 09:00	0.0	0.0	0.0	0.0	0.0	0.0	0.0	0.0
05/10/2019 10:00	0.0	0.0	0.0	0.0	0.0	0.0	0.0	0.0
05/10/2019 11:00	0.0	0.0	0.0	0.0	0.0	0.0	0.0	0.0
05/10/2019 12:00	0.0	0.0	0.0	0.0	0.0	0.0	0.0	0.0
05/10/2019 13:00	0.0	0.0	0.0	0.0	0.0	0.0	0.0	0.0
05/10/2019 14:00	0.0	0.0	0.0	0.0	0.0	0.0	0.0	0.0
05/10/2019 15:00	0.0	0.0	0.0	0.0	0.0	0.0	0.0	0.0
05/10/2019 16:00	0.0	0.0	0.0	0.0	0.0	0.0	0.0	0.0
05/10/2019 17:00	0.0	0.0	0.0	0.0	0.0	0.0	0.0	0.0
05/10/2019 18:00	0.0	0.0	0.0	0.0	0.0	0.0	0.0	0.0
05/10/2019 19:00	0.0	0.0	0.0	0.0	0.0	0.0	0.0	0.0
05/10/2019 20:00	0.0	0.0	0.0	0.0	0.0	0.0	0.0	0.0
05/10/2019 21:00	0.0	0.0	0.0	0.0	0.0	0.0	0.0	0.0
05/10/2019 22:00	0.0	0.0	0.0	0.0	0.0	0.0	0.0	0.0
05/10/2019 23:00	0.0	0.0	0.0	0.0	0.0	0.0	0.0	0.0
<b>Average/Sum#:</b>	0.0	0.0	0.0	0.0	0.0	0.0	0.0	0.0
<b>Minimum:</b>	0.0	0.0	0.0	0.0	0.0	0.0	0.0	0.0
<b>Maximum:</b>	0.0	0.0	0.0	0.0	0.0	0.0	0.0	0.0
<b>%SI</b>	100.00	100.00	100.00	100.00	100.00	100.00	100.00	100.00

# Daily Summary Report

## CT1 - NH3 Slip



From: 04/01/2019 00:00 To: 06/30/2019 23:59 Facility Name: COLUSA GENERATING STATION  
 Generated: 07/03/2019 08:46 Location: Maxwell, CA

Red = Invalid or Excluded Data | Green = Edited Status | Blue = Edited Value | \* = Excess Emission

	Unit CT1 NOx, Inlet, Ppm 1 Hour(s)	Unit CT1 O2Dry, Inlet, Pct 1 Hour(s)	Unit CT1 NOx, Inlet, Ppmvdc 1 Hour(s)	Unit CT1 NH3, Inj, LbPerHr 1 Hour(s)	Unit CT1 ExhaustFlow, LbPerHr 1 Hour(s)	Unit CT1 HI, MBtuPerHr 1 Hour(s)	Unit CT1 NH3, Slip, Ppmvdc 1 Hour(s)	Unit CT1 NH3slip, LbPerHr 1 Hour(s)
05/11/2019 00:00	0.0	0.0	0.0	0.0	0.0	0.0	0.0	0.0
05/11/2019 01:00	0.0	0.0	0.0	0.0	0.0	0.0	0.0	0.0
05/11/2019 02:00	0.0	0.0	0.0	0.0	0.0	0.0	0.0	0.0
05/11/2019 03:00	0.0	0.0	0.0	0.0	0.0	0.0	0.0	0.0
05/11/2019 04:00	0.0	0.0	0.0	0.0	0.0	0.0	0.0	0.0
05/11/2019 05:00	0.0	0.0	0.0	0.0	0.0	0.0	0.0	0.0
05/11/2019 06:00	0.0	0.0	0.0	0.0	0.0	0.0	0.0	0.0
05/11/2019 07:00	0.0	0.0	0.0	0.0	0.0	0.0	0.0	0.0
05/11/2019 08:00	0.0	0.0	0.0	0.0	0.0	0.0	0.0	0.0
05/11/2019 09:00	0.0	0.0	0.0	0.0	0.0	0.0	0.0	0.0
05/11/2019 10:00	0.0	0.0	0.0	0.0	0.0	0.0	0.0	0.0
05/11/2019 11:00	0.0	0.0	0.0	0.0	0.0	0.0	0.0	0.0
05/11/2019 12:00	0.0	0.0	0.0	0.0	0.0	0.0	0.0	0.0
05/11/2019 13:00	0.0	0.0	0.0	0.0	0.0	0.0	0.0	0.0
05/11/2019 14:00	0.0	0.0	0.0	0.0	0.0	0.0	0.0	0.0
05/11/2019 15:00	0.0	0.0	0.0	0.0	0.0	0.0	0.0	0.0
05/11/2019 16:00	0.0	0.0	0.0	0.0	0.0	0.0	0.0	0.0
05/11/2019 17:00	0.0	0.0	0.0	0.0	0.0	0.0	0.0	0.0
05/11/2019 18:00	0.0	0.0	0.0	0.0	0.0	0.0	0.0	0.0
05/11/2019 19:00	0.0	0.0	0.0	0.0	0.0	0.0	0.0	0.0
05/11/2019 20:00	0.0	0.0	0.0	0.0	0.0	0.0	0.0	0.0
05/11/2019 21:00	0.0	0.0	0.0	0.0	0.0	0.0	0.0	0.0
05/11/2019 22:00	0.0	0.0	0.0	0.0	0.0	0.0	0.0	0.0
05/11/2019 23:00	0.0	0.0	0.0	0.0	0.0	0.0	0.0	0.0
Average/Sum#:	0.0	0.0	0.0	0.0	0.0	0.0	0.0	0.0
Minimum:	0.0	0.0	0.0	0.0	0.0	0.0	0.0	0.0
Maximum:	0.0	0.0	0.0	0.0	0.0	0.0	0.0	0.0
%SI	100.00	100.00	100.00	100.00	100.00	100.00	100.00	100.00

# Daily Summary Report

## CT1 - NH3 Slip



From: 04/01/2019 00:00 To: 06/30/2019 23:59 Facility Name: COLUSA GENERATING STATION  
 Generated: 07/03/2019 08:46 Location: Maxwell, CA

Red = Invalid or Excluded Data | Green = Edited Status | Blue = Edited Value | \* = Excess Emission

	Unit CT1 NOx, Inlet, Ppm 1 Hour(s)	Unit CT1 O2Dry, Inlet, Pct 1 Hour(s)	Unit CT1 NOx, Inlet, Ppmvdc 1 Hour(s)	Unit CT1 NH3, Inj, LbPerHr 1 Hour(s)	Unit CT1 ExhaustFlow, LbPerHr 1 Hour(s)	Unit CT1 HI, MBtuPerHr 1 Hour(s)	Unit CT1 NH3, Slip, Ppmvdc 1 Hour(s)	Unit CT1 NH3slip, LbPerHr 1 Hour(s)
05/12/2019 00:00	0.0	0.0	0.0	0.0	0.0	0.0	0.0	0.0
05/12/2019 01:00	0.0	0.0	0.0	0.0	0.0	0.0	0.0	0.0
05/12/2019 02:00	0.0	0.0	0.0	0.0	0.0	0.0	0.0	0.0
05/12/2019 03:00	0.0	0.0	0.0	0.0	0.0	0.0	0.0	0.0
05/12/2019 04:00	0.0	0.0	0.0	0.0	0.0	0.0	0.0	0.0
05/12/2019 05:00	0.0	0.0	0.0	0.0	0.0	0.0	0.0	0.0
05/12/2019 06:00	0.0	0.0	0.0	0.0	0.0	0.0	0.0	0.0
05/12/2019 07:00	0.0	0.0	0.0	0.0	0.0	0.0	0.0	0.0
05/12/2019 08:00	0.0	0.0	0.0	0.0	0.0	0.0	0.0	0.0
05/12/2019 09:00	0.0	0.0	0.0	0.0	0.0	0.0	0.0	0.0
05/12/2019 10:00	0.0	0.0	0.0	0.0	0.0	0.0	0.0	0.0
05/12/2019 11:00	0.0	0.0	0.0	0.0	0.0	0.0	0.0	0.0
05/12/2019 12:00	0.0	0.0	0.0	0.0	0.0	0.0	0.0	0.0
05/12/2019 13:00	0.0	0.0	0.0	0.0	0.0	0.0	0.0	0.0
05/12/2019 14:00	0.0	0.0	0.0	0.0	0.0	0.0	0.0	0.0
05/12/2019 15:00	0.0	0.0	0.0	0.0	0.0	0.0	0.0	0.0
05/12/2019 16:00	0.0	0.0	0.0	0.0	0.0	0.0	0.0	0.0
05/12/2019 17:00	0.0	0.0	0.0	0.0	0.0	0.0	0.0	0.0
05/12/2019 18:00	0.0	0.0	0.0	0.0	0.0	0.0	0.0	0.0
05/12/2019 19:00	0.0	0.0	0.0	0.0	0.0	0.0	0.0	0.0
05/12/2019 20:00	0.0	0.0	0.0	0.0	0.0	0.0	0.0	0.0
05/12/2019 21:00	0.0	0.0	0.0	0.0	0.0	0.0	0.0	0.0
05/12/2019 22:00	0.0	0.0	0.0	0.0	0.0	0.0	0.0	0.0
05/12/2019 23:00	0.0	0.0	0.0	0.0	0.0	0.0	0.0	0.0
Average/Sum#:	0.0	0.0	0.0	0.0	0.0	0.0	0.0	0.0
Minimum:	0.0	0.0	0.0	0.0	0.0	0.0	0.0	0.0
Maximum:	0.0	0.0	0.0	0.0	0.0	0.0	0.0	0.0
%SI	100.00	100.00	100.00	100.00	100.00	100.00	100.00	100.00



# Daily Summary Report

## CT1 - NH3 Slip



From: 04/01/2019 00:00 To: 06/30/2019 23:59 Facility Name: COLUSA GENERATING STATION  
 Generated: 07/03/2019 08:46 Location: Maxwell, CA

Red = Invalid or Excluded Data | Green = Edited Status | Blue = Edited Value | \* = Excess Emission

	Unit CT1 NOx, Inlet, Ppm 1 Hour(s)	Unit CT1 O2Dry, Inlet, Pct 1 Hour(s)	Unit CT1 NOx, Inlet, Ppmvdc 1 Hour(s)	Unit CT1 NH3, Inj, LbPerHr 1 Hour(s)	Unit CT1 ExhaustFlow, LbPerHr 1 Hour(s)	Unit CT1 HI, MBtuPerHr 1 Hour(s)	Unit CT1 NH3, Slip, Ppmvdc 1 Hour(s)	Unit CT1 NH3slip, LbPerHr 1 Hour(s)
05/13/2019 00:00	0.0	0.0	0.0	0.0	0.0	0.0	0.0	0.0
05/13/2019 01:00	0.0	0.0	0.0	0.0	0.0	0.0	0.0	0.0
05/13/2019 02:00	0.0	0.0	0.0	0.0	0.0	0.0	0.0	0.0
05/13/2019 03:00	0.0	0.0	0.0	0.0	0.0	0.0	0.0	0.0
05/13/2019 04:00	0.0	0.0	0.0	0.0	0.0	0.0	0.0	0.0
05/13/2019 05:00	0.0	0.0	0.0	0.0	0.0	0.0	0.0	0.0
05/13/2019 06:00	0.0	0.0	0.0	0.0	0.0	0.0	0.0	0.0
05/13/2019 07:00	0.0	0.0	0.0	0.0	0.0	0.0	0.0	0.0
05/13/2019 08:00	0.0	0.0	0.0	0.0	0.0	0.0	0.0	0.0
05/13/2019 09:00	0.0	0.0	0.0	0.0	0.0	0.0	0.0	0.0
05/13/2019 10:00	0.0	0.0	0.0	0.0	0.0	0.0	0.0	0.0
05/13/2019 11:00	0.0	0.0	0.0	0.0	0.0	0.0	0.0	0.0
05/13/2019 12:00	0.0	0.0	0.0	0.0	0.0	0.0	0.0	0.0
05/13/2019 13:00	0.0	0.0	0.0	0.0	0.0	0.0	0.0	0.0
05/13/2019 14:00	0.0	0.0	0.0	0.0	0.0	0.0	0.0	0.0
05/13/2019 15:00	0.0	0.0	0.0	0.0	0.0	0.0	0.0	0.0
05/13/2019 16:00	0.0	0.0	0.0	0.0	0.0	0.0	0.0	0.0
05/13/2019 17:00	0.0	0.0	0.0	0.0	0.0	0.0	0.0	0.0
05/13/2019 18:00	0.0	0.0	0.0	0.0	0.0	0.0	0.0	0.0
05/13/2019 19:00	0.0	0.0	0.0	0.0	0.0	0.0	0.0	0.0
05/13/2019 20:00	0.0	0.0	0.0	0.0	0.0	0.0	0.0	0.0
05/13/2019 21:00	0.0	0.0	0.0	0.0	0.0	0.0	0.0	0.0
05/13/2019 22:00	0.0	0.0	0.0	0.0	0.0	0.0	0.0	0.0
05/13/2019 23:00	0.0	0.0	0.0	0.0	0.0	0.0	0.0	0.0
Average/Sum#:	0.0	0.0	0.0	0.0	0.0	0.0	0.0	0.0
Minimum:	0.0	0.0	0.0	0.0	0.0	0.0	0.0	0.0
Maximum:	0.0	0.0	0.0	0.0	0.0	0.0	0.0	0.0
%SI	100.00	100.00	100.00	100.00	100.00	100.00	100.00	100.00

# Daily Summary Report

## CT1 - NH3 Slip



From: 04/01/2019 00:00 To: 06/30/2019 23:59 Facility Name: COLUSA GENERATING STATION  
 Generated: 07/03/2019 08:46 Location: Maxwell, CA

Red = Invalid or Excluded Data | Green = Edited Status | Blue = Edited Value | \* = Excess Emission

	Unit CT1 NOx, Inlet, Ppm 1 Hour(s)	Unit CT1 O2Dry, Inlet, Pct 1 Hour(s)	Unit CT1 NOx, Inlet, Ppmvdc 1 Hour(s)	Unit CT1 NH3, Inj, LbPerHr 1 Hour(s)	Unit CT1 ExhaustFlow, LbPerHr 1 Hour(s)	Unit CT1 HI, MBtuPerHr 1 Hour(s)	Unit CT1 NH3, Slip, Ppmvdc 1 Hour(s)	Unit CT1 NH3slip, LbPerHr 1 Hour(s)
05/14/2019 00:00	0.0	0.0	0.0	0.0	0.0	0.0	0.0	0.0
05/14/2019 01:00	0.0	0.0	0.0	0.0	0.0	0.0	0.0	0.0
05/14/2019 02:00	0.0	0.0	0.0	0.0	0.0	0.0	0.0	0.0
05/14/2019 03:00	0.0	0.0	0.0	0.0	0.0	0.0	0.0	0.0
05/14/2019 04:00	0.0	0.0	0.0	0.0	0.0	0.0	0.0	0.0
05/14/2019 05:00	0.0	0.0	0.0	0.0	0.0	0.0	0.0	0.0
05/14/2019 06:00	0.0	0.0	0.0	0.0	0.0	0.0	0.0	0.0
05/14/2019 07:00	0.0	0.0	0.0	0.0	0.0	0.0	0.0	0.0
05/14/2019 08:00	0.0	0.0	0.0	0.0	0.0	0.0	0.0	0.0
05/14/2019 09:00	0.0	0.0	0.0	0.0	0.0	0.0	0.0	0.0
05/14/2019 10:00	0.0	0.0	0.0	0.0	0.0	0.0	0.0	0.0
05/14/2019 11:00	0.0	0.0	0.0	0.0	0.0	0.0	0.0	0.0
05/14/2019 12:00	0.0	0.0	0.0	0.0	0.0	0.0	0.0	0.0
05/14/2019 13:00	0.0	0.0	0.0	0.0	0.0	0.0	0.0	0.0
05/14/2019 14:00	0.0	0.0	0.0	0.0	0.0	0.0	0.0	0.0
05/14/2019 15:00	0.0	0.0	0.0	0.0	0.0	0.0	0.0	0.0
05/14/2019 16:00	0.0	0.0	0.0	0.0	0.0	0.0	0.0	0.0
05/14/2019 17:00	0.0	0.0	0.0	0.0	0.0	0.0	0.0	0.0
05/14/2019 18:00	0.0	0.0	0.0	0.0	0.0	0.0	0.0	0.0
05/14/2019 19:00	0.0	0.0	0.0	0.0	0.0	0.0	0.0	0.0
05/14/2019 20:00	0.0	0.0	0.0	0.0	0.0	0.0	0.0	0.0
05/14/2019 21:00	0.0	0.0	0.0	0.0	0.0	0.0	0.0	0.0
05/14/2019 22:00	0.0	0.0	0.0	0.0	0.0	0.0	0.0	0.0
05/14/2019 23:00	0.0	0.0	0.0	0.0	0.0	0.0	0.0	0.0
Average/Sum#:	0.0	0.0	0.0	0.0	0.0	0.0	0.0	0.0
Minimum:	0.0	0.0	0.0	0.0	0.0	0.0	0.0	0.0
Maximum:	0.0	0.0	0.0	0.0	0.0	0.0	0.0	0.0
%SI	100.00	100.00	100.00	100.00	100.00	100.00	100.00	100.00

# Daily Summary Report

## CT1 - NH3 Slip



From: 04/01/2019 00:00 To: 06/30/2019 23:59 Facility Name: COLUSA GENERATING STATION  
 Generated: 07/03/2019 08:46 Location: Maxwell, CA

Red = Invalid or Excluded Data | Green = Edited Status | Blue = Edited Value | \* = Excess Emission

	Unit CT1 NOx, Inlet, Ppm 1 Hour(s)	Unit CT1 O2Dry, Inlet, Pct 1 Hour(s)	Unit CT1 NOx, Inlet, Ppmvdc 1 Hour(s)	Unit CT1 NH3, Inj, LbPerHr 1 Hour(s)	Unit CT1 ExhaustFlow, LbPerHr 1 Hour(s)	Unit CT1 HI, MBtuPerHr 1 Hour(s)	Unit CT1 NH3, Slip, Ppmvdc 1 Hour(s)	Unit CT1 NH3slip, LbPerHr 1 Hour(s)
05/15/2019 00:00	0.0	0.0	0.0	0.0	0.0	0.0	0.0	0.0
05/15/2019 01:00	0.0	0.0	0.0	0.0	0.0	0.0	0.0	0.0
05/15/2019 02:00	0.0	0.0	0.0	0.0	0.0	0.0	0.0	0.0
05/15/2019 03:00	0.0	0.0	0.0	0.0	0.0	0.0	0.0	0.0
05/15/2019 04:00	0.0	0.0	0.0	0.0	0.0	0.0	0.0	0.0
05/15/2019 05:00	0.0	0.0	0.0	0.0	0.0	0.0	0.0	0.0
05/15/2019 06:00	0.0	0.0	0.0	0.0	0.0	0.0	0.0	0.0
05/15/2019 07:00	0.0	0.0	0.0	0.0	0.0	0.0	0.0	0.0
05/15/2019 08:00	0.0	0.0	0.0	0.0	0.0	0.0	0.0	0.0
05/15/2019 09:00	0.0	0.0	0.0	0.0	0.0	0.0	0.0	0.0
05/15/2019 10:00	0.0	0.0	0.0	0.0	0.0	0.0	0.0	0.0
05/15/2019 11:00	0.0	0.0	0.0	0.0	0.0	0.0	0.0	0.0
05/15/2019 12:00	0.0	0.0	0.0	0.0	0.0	0.0	0.0	0.0
05/15/2019 13:00	0.0	0.0	0.0	0.0	0.0	0.0	0.0	0.0
05/15/2019 14:00	0.0	0.0	0.0	0.0	0.0	0.0	0.0	0.0
05/15/2019 15:00	0.0	0.0	0.0	0.0	0.0	0.0	0.0	0.0
05/15/2019 16:00	0.0	0.0	0.0	0.0	0.0	0.0	0.0	0.0
05/15/2019 17:00	0.0	0.0	0.0	0.0	0.0	0.0	0.0	0.0
05/15/2019 18:00	0.0	0.0	0.0	0.0	0.0	0.0	0.0	0.0
05/15/2019 19:00	0.0	0.0	0.0	0.0	0.0	0.0	0.0	0.0
05/15/2019 20:00	0.0	0.0	0.0	0.0	0.0	0.0	0.0	0.0
05/15/2019 21:00	0.0	0.0	0.0	0.0	0.0	0.0	0.0	0.0
05/15/2019 22:00	0.0	0.0	0.0	0.0	0.0	0.0	0.0	0.0
05/15/2019 23:00	0.0	0.0	0.0	0.0	0.0	0.0	0.0	0.0
Average/Sum#:	0.0	0.0	0.0	0.0	0.0	0.0	0.0	0.0
Minimum:	0.0	0.0	0.0	0.0	0.0	0.0	0.0	0.0
Maximum:	0.0	0.0	0.0	0.0	0.0	0.0	0.0	0.0
%SI	100.00	100.00	100.00	100.00	100.00	100.00	100.00	100.00

# Daily Summary Report

## CT1 - NH3 Slip



From: 04/01/2019 00:00 To: 06/30/2019 23:59 Facility Name: COLUSA GENERATING STATION  
 Generated: 07/03/2019 08:46 Location: Maxwell, CA

Red = Invalid or Excluded Data | Green = Edited Status | Blue = Edited Value | \* = Excess Emission

	Unit CT1 NOx, Inlet, Ppm 1 Hour(s)	Unit CT1 O2Dry, Inlet, Pct 1 Hour(s)	Unit CT1 NOx, Inlet, Ppmvdc 1 Hour(s)	Unit CT1 NH3, Inj, LbPerHr 1 Hour(s)	Unit CT1 ExhaustFlow, LbPerHr 1 Hour(s)	Unit CT1 HI, MBtuPerHr 1 Hour(s)	Unit CT1 NH3, Slip, Ppmvdc 1 Hour(s)	Unit CT1 NH3slip, LbPerHr 1 Hour(s)
05/16/2019 00:00	0.0	0.0	0.0	0.0	0.0	0.0	0.0	0.0
05/16/2019 01:00	0.0	0.0	0.0	0.0	0.0	0.0	0.0	0.0
05/16/2019 02:00	0.0	0.0	0.0	0.0	0.0	0.0	0.0	0.0
05/16/2019 03:00	0.0	0.0	0.0	0.0	0.0	0.0	0.0	0.0
05/16/2019 04:00	0.0	0.0	0.0	0.0	0.0	0.0	0.0	0.0
05/16/2019 05:00	0.0	0.0	0.0	0.0	0.0	0.0	0.0	0.0
05/16/2019 06:00	0.0	0.0	0.0	0.0	0.0	0.0	0.0	0.0
05/16/2019 07:00	0.0	0.0	0.0	0.0	0.0	0.0	0.0	0.0
05/16/2019 08:00	0.0	0.0	0.0	0.0	0.0	0.0	0.0	0.0
05/16/2019 09:00	0.0	0.0	0.0	0.0	0.0	0.0	0.0	0.0
05/16/2019 10:00	0.0	0.0	0.0	0.0	0.0	0.0	0.0	0.0
05/16/2019 11:00	0.0	0.0	0.0	0.0	0.0	0.0	0.0	0.0
05/16/2019 12:00	0.0	0.0	0.0	0.0	0.0	0.0	0.0	0.0
05/16/2019 13:00	0.0	0.0	0.0	0.0	0.0	0.0	0.0	0.0
05/16/2019 14:00	0.0	0.0	0.0	0.0	0.0	0.0	0.0	0.0
05/16/2019 15:00	0.0	0.0	0.0	0.0	0.0	0.0	0.0	0.0
05/16/2019 16:00	0.0	0.0	0.0	0.0	0.0	0.0	0.0	0.0
05/16/2019 17:00	0.0	0.0	0.0	0.0	0.0	0.0	0.0	0.0
05/16/2019 18:00	0.0	0.0	0.0	0.0	0.0	0.0	0.0	0.0
05/16/2019 19:00	0.0	0.0	0.0	0.0	0.0	0.0	0.0	0.0
05/16/2019 20:00	0.0	0.0	0.0	0.0	0.0	0.0	0.0	0.0
05/16/2019 21:00	0.0	0.0	0.0	0.0	0.0	0.0	0.0	0.0
05/16/2019 22:00	0.0	0.0	0.0	0.0	0.0	0.0	0.0	0.0
05/16/2019 23:00	0.0	0.0	0.0	0.0	0.0	0.0	0.0	0.0
Average/Sum#:	0.0	0.0	0.0	0.0	0.0	0.0	0.0	0.0
Minimum:	0.0	0.0	0.0	0.0	0.0	0.0	0.0	0.0
Maximum:	0.0	0.0	0.0	0.0	0.0	0.0	0.0	0.0
%SI	100.00	100.00	100.00	100.00	100.00	100.00	100.00	100.00

# Daily Summary Report

## CT1 - NH3 Slip



From: 04/01/2019 00:00 To: 06/30/2019 23:59 Facility Name: COLUSA GENERATING STATION  
 Generated: 07/03/2019 08:46 Location: Maxwell, CA

Red = Invalid or Excluded Data | Green = Edited Status | Blue = Edited Value | \* = Excess Emission

	Unit CT1 NOx, Inlet, Ppm 1 Hour(s)	Unit CT1 O2Dry, Inlet, Pct 1 Hour(s)	Unit CT1 NOx, Inlet, Ppmvdc 1 Hour(s)	Unit CT1 NH3, Inj, LbPerHr 1 Hour(s)	Unit CT1 ExhaustFlow, LbPerHr 1 Hour(s)	Unit CT1 HI, MBtuPerHr 1 Hour(s)	Unit CT1 NH3, Slip, Ppmvdc 1 Hour(s)	Unit CT1 NH3slip, LbPerHr 1 Hour(s)
05/17/2019 00:00	0.0	0.0	0.0	0.0	0.0	0.0	0.0	0.0
05/17/2019 01:00	0.0	0.0	0.0	0.0	0.0	0.0	0.0	0.0
05/17/2019 02:00	0.0	0.0	0.0	0.0	0.0	0.0	0.0	0.0
05/17/2019 03:00	0.0	0.0	0.0	0.0	0.0	0.0	0.0	0.0
05/17/2019 04:00	0.0	0.0	0.0	0.0	0.0	0.0	0.0	0.0
05/17/2019 05:00	0.0	0.0	0.0	0.0	0.0	0.0	0.0	0.0
05/17/2019 06:00	0.0	0.0	0.0	0.0	0.0	0.0	0.0	0.0
05/17/2019 07:00	0.0	0.0	0.0	0.0	0.0	0.0	0.0	0.0
05/17/2019 08:00	0.0	0.0	0.0	0.0	0.0	0.0	0.0	0.0
05/17/2019 09:00	0.0	0.0	0.0	0.0	0.0	0.0	0.0	0.0
05/17/2019 10:00	0.0	0.0	0.0	0.0	0.0	0.0	0.0	0.0
05/17/2019 11:00	0.0	0.0	0.0	0.0	0.0	0.0	0.0	0.0
05/17/2019 12:00	0.0	0.0	0.0	0.0	0.0	0.0	0.0	0.0
05/17/2019 13:00	0.0	0.0	0.0	0.0	0.0	0.0	0.0	0.0
05/17/2019 14:00	0.0	0.0	0.0	0.0	0.0	0.0	0.0	0.0
05/17/2019 15:00	0.0	0.0	0.0	0.0	0.0	0.0	0.0	0.0
05/17/2019 16:00	0.0	0.0	0.0	0.0	0.0	0.0	0.0	0.0
05/17/2019 17:00	0.0	0.0	0.0	0.0	0.0	0.0	0.0	0.0
05/17/2019 18:00	0.0	0.0	0.0	0.0	0.0	0.0	0.0	0.0
05/17/2019 19:00	0.0	0.0	0.0	0.0	0.0	0.0	0.0	0.0
05/17/2019 20:00	0.0	0.0	0.0	0.0	0.0	0.0	0.0	0.0
05/17/2019 21:00	0.0	0.0	0.0	0.0	0.0	0.0	0.0	0.0
05/17/2019 22:00	0.0	0.0	0.0	0.0	0.0	0.0	0.0	0.0
05/17/2019 23:00	0.0	0.0	0.0	0.0	0.0	0.0	0.0	0.0
<b>Average/Sum#:</b>	0.0	0.0	0.0	0.0	0.0	0.0	0.0	0.0
<b>Minimum:</b>	0.0	0.0	0.0	0.0	0.0	0.0	0.0	0.0
<b>Maximum:</b>	0.0	0.0	0.0	0.0	0.0	0.0	0.0	0.0
<b>%SI</b>	100.00	100.00	100.00	100.00	100.00	100.00	100.00	100.00

# Daily Summary Report

## CT1 - NH3 Slip



From: 04/01/2019 00:00 To: 06/30/2019 23:59 Facility Name: COLUSA GENERATING STATION  
 Generated: 07/03/2019 08:46 Location: Maxwell, CA

Red = Invalid or Excluded Data | Green = Edited Status | Blue = Edited Value | \* = Excess Emission

	Unit CT1 NOx, Inlet, Ppm 1 Hour(s)	Unit CT1 O2Dry, Inlet, Pct 1 Hour(s)	Unit CT1 NOx, Inlet, Ppmvdc 1 Hour(s)	Unit CT1 NH3, Inj, LbPerHr 1 Hour(s)	Unit CT1 ExhaustFlow, LbPerHr 1 Hour(s)	Unit CT1 HI, MBtuPerHr 1 Hour(s)	Unit CT1 NH3, Slip, Ppmvdc 1 Hour(s)	Unit CT1 NH3slip, LbPerHr 1 Hour(s)
05/18/2019 00:00	0.0	0.0	0.0	0.0	0.0	0.0	0.0	0.0
05/18/2019 01:00	0.0	0.0	0.0	0.0	0.0	0.0	0.0	0.0
05/18/2019 02:00	0.0	0.0	0.0	0.0	0.0	0.0	0.0	0.0
05/18/2019 03:00	0.0	0.0	0.0	0.0	0.0	0.0	0.0	0.0
05/18/2019 04:00	0.0	0.0	0.0	0.0	0.0	0.0	0.0	0.0
05/18/2019 05:00	0.0	0.0	0.0	0.0	0.0	0.0	0.0	0.0
05/18/2019 06:00	0.0	0.0	0.0	0.0	0.0	0.0	0.0	0.0
05/18/2019 07:00	0.0	0.0	0.0	0.0	0.0	0.0	0.0	0.0
05/18/2019 08:00	0.0	0.0	0.0	0.0	0.0	0.0	0.0	0.0
05/18/2019 09:00	0.0	0.0	0.0	0.0	0.0	0.0	0.0	0.0
05/18/2019 10:00	0.0	0.0	0.0	0.0	0.0	0.0	0.0	0.0
05/18/2019 11:00	0.0	0.0	0.0	0.0	0.0	0.0	0.0	0.0
05/18/2019 12:00	0.0	0.0	0.0	0.0	0.0	0.0	0.0	0.0
05/18/2019 13:00	0.0	0.0	0.0	0.0	0.0	0.0	0.0	0.0
05/18/2019 14:00	0.0	0.0	0.0	0.0	0.0	0.0	0.0	0.0
05/18/2019 15:00	0.0	0.0	0.0	0.0	0.0	0.0	0.0	0.0
05/18/2019 16:00	0.0	0.0	0.0	0.0	0.0	0.0	0.0	0.0
05/18/2019 17:00	0.0	0.0	0.0	0.0	0.0	0.0	0.0	0.0
05/18/2019 18:00	0.0	0.0	0.0	0.0	0.0	0.0	0.0	0.0
05/18/2019 19:00	0.0	0.0	0.0	0.0	0.0	0.0	0.0	0.0
05/18/2019 20:00	0.0	0.0	0.0	0.0	0.0	0.0	0.0	0.0
05/18/2019 21:00	0.0	0.0	0.0	0.0	0.0	0.0	0.0	0.0
05/18/2019 22:00	0.0	0.0	0.0	0.0	0.0	0.0	0.0	0.0
05/18/2019 23:00	0.0	0.0	0.0	0.0	0.0	0.0	0.0	0.0
Average/Sum#:	0.0	0.0	0.0	0.0	0.0	0.0	0.0	0.0
Minimum:	0.0	0.0	0.0	0.0	0.0	0.0	0.0	0.0
Maximum:	0.0	0.0	0.0	0.0	0.0	0.0	0.0	0.0
%SI	100.00	100.00	100.00	100.00	100.00	100.00	100.00	100.00

# Daily Summary Report

## CT1 - NH3 Slip



From: 04/01/2019 00:00 To: 06/30/2019 23:59 Facility Name: COLUSA GENERATING STATION  
 Generated: 07/03/2019 08:46 Location: Maxwell, CA

Red = Invalid or Excluded Data | Green = Edited Status | Blue = Edited Value | \* = Excess Emission

	Unit CT1 NOx, Inlet, Ppm 1 Hour(s)	Unit CT1 O2Dry, Inlet, Pct 1 Hour(s)	Unit CT1 NOx, Inlet, Ppmvdc 1 Hour(s)	Unit CT1 NH3, Inj, LbPerHr 1 Hour(s)	Unit CT1 ExhaustFlow, LbPerHr 1 Hour(s)	Unit CT1 HI, MBtuPerHr 1 Hour(s)	Unit CT1 NH3, Slip, Ppmvdc 1 Hour(s)	Unit CT1 NH3slip, LbPerHr 1 Hour(s)
05/19/2019 00:00	0.0	0.0	0.0	0.0	0.0	0.0	0.0	0.0
05/19/2019 01:00	0.0	0.0	0.0	0.0	0.0	0.0	0.0	0.0
05/19/2019 02:00	0.0	0.0	0.0	0.0	0.0	0.0	0.0	0.0
05/19/2019 03:00	0.0	0.0	0.0	0.0	0.0	0.0	0.0	0.0
05/19/2019 04:00	0.0	0.0	0.0	0.0	0.0	0.0	0.0	0.0
05/19/2019 05:00	0.0	0.0	0.0	0.0	0.0	0.0	0.0	0.0
05/19/2019 06:00	0.0	0.0	0.0	0.0	0.0	0.0	0.0	0.0
05/19/2019 07:00	0.0	0.0	0.0	0.0	0.0	0.0	0.0	0.0
05/19/2019 08:00	0.0	0.0	0.0	0.0	0.0	0.0	0.0	0.0
05/19/2019 09:00	0.0	0.0	0.0	0.0	0.0	0.0	0.0	0.0
05/19/2019 10:00	0.0	0.0	0.0	0.0	0.0	0.0	0.0	0.0
05/19/2019 11:00	0.0	0.0	0.0	0.0	0.0	0.0	0.0	0.0
05/19/2019 12:00	0.0	0.0	0.0	0.0	0.0	0.0	0.0	0.0
05/19/2019 13:00	0.0	0.0	0.0	0.0	0.0	0.0	0.0	0.0
05/19/2019 14:00	0.0	0.0	0.0	0.0	0.0	0.0	0.0	0.0
05/19/2019 15:00	0.0	0.0	0.0	0.0	0.0	0.0	0.0	0.0
05/19/2019 16:00	0.0	0.0	0.0	0.0	0.0	0.0	0.0	0.0
05/19/2019 17:00	0.0	0.0	0.0	0.0	0.0	0.0	0.0	0.0
05/19/2019 18:00	0.0	0.0	0.0	0.0	0.0	0.0	0.0	0.0
05/19/2019 19:00	0.0	0.0	0.0	0.0	0.0	0.0	0.0	0.0
05/19/2019 20:00	0.0	0.0	0.0	0.0	0.0	0.0	0.0	0.0
05/19/2019 21:00	0.0	0.0	0.0	0.0	0.0	0.0	0.0	0.0
05/19/2019 22:00	0.0	0.0	0.0	0.0	0.0	0.0	0.0	0.0
05/19/2019 23:00	0.0	0.0	0.0	0.0	0.0	0.0	0.0	0.0
Average/Sum#:	0.0	0.0	0.0	0.0	0.0	0.0	0.0	0.0
Minimum:	0.0	0.0	0.0	0.0	0.0	0.0	0.0	0.0
Maximum:	0.0	0.0	0.0	0.0	0.0	0.0	0.0	0.0
%SI	100.00	100.00	100.00	100.00	100.00	100.00	100.00	100.00

# Daily Summary Report

## CT1 - NH3 Slip



From: 04/01/2019 00:00 To: 06/30/2019 23:59 Facility Name: COLUSA GENERATING STATION  
 Generated: 07/03/2019 08:46 Location: Maxwell, CA

Red = Invalid or Excluded Data | Green = Edited Status | Blue = Edited Value | \* = Excess Emission

	Unit CT1 NOx, Inlet, Ppm 1 Hour(s)	Unit CT1 O2Dry, Inlet, Pct 1 Hour(s)	Unit CT1 NOx, Inlet, Ppmvdc 1 Hour(s)	Unit CT1 NH3, Inj, LbPerHr 1 Hour(s)	Unit CT1 ExhaustFlow, LbPerHr 1 Hour(s)	Unit CT1 HI, MBtuPerHr 1 Hour(s)	Unit CT1 NH3, Slip, Ppmvdc 1 Hour(s)	Unit CT1 NH3slip, LbPerHr 1 Hour(s)
05/20/2019 00:00	0.0	0.0	0.0	0.0	0.0	0.0	0.0	0.0
05/20/2019 01:00	0.0	0.0	0.0	0.0	0.0	0.0	0.0	0.0
05/20/2019 02:00	0.0	0.0	0.0	0.0	0.0	0.0	0.0	0.0
05/20/2019 03:00	0.0	0.0	0.0	0.0	0.0	0.0	0.0	0.0
05/20/2019 04:00	0.0	0.0	0.0	0.0	0.0	0.0	0.0	0.0
05/20/2019 05:00	0.0	0.0	0.0	0.0	0.0	0.0	0.0	0.0
05/20/2019 06:00	0.0	0.0	0.0	0.0	0.0	0.0	0.0	0.0
05/20/2019 07:00	0.0	0.0	0.0	0.0	0.0	0.0	0.0	0.0
05/20/2019 08:00	0.0	0.0	0.0	0.0	0.0	0.0	0.0	0.0
05/20/2019 09:00	0.0	0.0	0.0	0.0	0.0	0.0	0.0	0.0
05/20/2019 10:00	0.0	0.0	0.0	0.0	0.0	0.0	0.0	0.0
05/20/2019 11:00	0.0	0.0	0.0	0.0	0.0	0.0	0.0	0.0
05/20/2019 12:00	0.0	0.0	0.0	0.0	0.0	0.0	0.0	0.0
05/20/2019 13:00	0.0	0.0	0.0	0.0	0.0	0.0	0.0	0.0
05/20/2019 14:00	0.0	0.0	0.0	0.0	0.0	0.0	0.0	0.0
05/20/2019 15:00	0.0	0.0	0.0	0.0	0.0	0.0	0.0	0.0
05/20/2019 16:00	0.0	0.0	0.0	0.0	0.0	0.0	0.0	0.0
05/20/2019 17:00	0.0	0.0	0.0	0.0	0.0	0.0	0.0	0.0
05/20/2019 18:00	0.0	0.0	0.0	0.0	0.0	0.0	0.0	0.0
05/20/2019 19:00	0.0	0.0	0.0	0.0	0.0	0.0	0.0	0.0
05/20/2019 20:00	0.0	0.0	0.0	0.0	0.0	0.0	0.0	0.0
05/20/2019 21:00	0.0	0.0	0.0	0.0	0.0	0.0	0.0	0.0
05/20/2019 22:00	0.0	0.0	0.0	0.0	0.0	0.0	0.0	0.0
05/20/2019 23:00	0.0	0.0	0.0	0.0	0.0	0.0	0.0	0.0
Average/Sum#:	0.0	0.0	0.0	0.0	0.0	0.0	0.0	0.0
Minimum:	0.0	0.0	0.0	0.0	0.0	0.0	0.0	0.0
Maximum:	0.0	0.0	0.0	0.0	0.0	0.0	0.0	0.0
%SI	100.00	100.00	100.00	100.00	100.00	100.00	100.00	100.00



# Daily Summary Report

## CT1 - NH3 Slip



From: 04/01/2019 00:00 To: 06/30/2019 23:59 Facility Name: COLUSA GENERATING STATION  
 Generated: 07/03/2019 08:46 Location: Maxwell, CA

Red = Invalid or Excluded Data | Green = Edited Status | Blue = Edited Value | \* = Excess Emission

	Unit CT1 NOx, Inlet, Ppm 1 Hour(s)	Unit CT1 O2Dry, Inlet, Pct 1 Hour(s)	Unit CT1 NOx, Inlet, Ppmvdc 1 Hour(s)	Unit CT1 NH3, Inj, LbPerHr 1 Hour(s)	Unit CT1 ExhaustFlow, LbPerHr 1 Hour(s)	Unit CT1 HI, MBtuPerHr 1 Hour(s)	Unit CT1 NH3, Slip, Ppmvdc 1 Hour(s)	Unit CT1 NH3slip, LbPerHr 1 Hour(s)
05/21/2019 00:00	0.0	0.0	0.0	0.0	0.0	0.0	0.0	0.0
05/21/2019 01:00	0.0	0.0	0.0	0.0	0.0	0.0	0.0	0.0
05/21/2019 02:00	0.0	0.0	0.0	0.0	0.0	0.0	0.0	0.0
05/21/2019 03:00	0.0	0.0	0.0	0.0	0.0	0.0	0.0	0.0
05/21/2019 04:00	0.0	0.0	0.0	0.0	0.0	0.0	0.0	0.0
05/21/2019 05:00	0.0	0.0	0.0	0.0	0.0	0.0	0.0	0.0
05/21/2019 06:00	0.0	0.0	0.0	0.0	0.0	0.0	0.0	0.0
05/21/2019 07:00	0.0	0.0	0.0	0.0	0.0	0.0	0.0	0.0
05/21/2019 08:00	0.0	0.0	0.0	0.0	0.0	0.0	0.0	0.0
05/21/2019 09:00	0.0	0.0	0.0	0.0	0.0	0.0	0.0	0.0
05/21/2019 10:00	0.0	0.0	0.0	0.0	0.0	0.0	0.0	0.0
05/21/2019 11:00	0.0	0.0	0.0	0.0	0.0	0.0	0.0	0.0
05/21/2019 12:00	0.0	0.0	0.0	0.0	0.0	0.0	0.0	0.0
05/21/2019 13:00	0.0	0.0	0.0	0.0	0.0	0.0	0.0	0.0
05/21/2019 14:00	0.0	0.0	0.0	0.0	0.0	0.0	0.0	0.0
05/21/2019 15:00	0.0	0.0	0.0	0.0	0.0	0.0	0.0	0.0
05/21/2019 16:00	0.0	0.0	0.0	0.0	0.0	0.0	0.0	0.0
05/21/2019 17:00	0.0	0.0	0.0	0.0	0.0	0.0	0.0	0.0
05/21/2019 18:00	0.0	0.0	0.0	0.0	0.0	0.0	0.0	0.0
05/21/2019 19:00	0.0	0.0	0.0	0.0	0.0	0.0	0.0	0.0
05/21/2019 20:00	0.0	0.0	0.0	0.0	0.0	0.0	0.0	0.0
05/21/2019 21:00	0.0	0.0	0.0	0.0	0.0	0.0	0.0	0.0
05/21/2019 22:00	0.0	0.0	0.0	0.0	0.0	0.0	0.0	0.0
05/21/2019 23:00	0.0	0.0	0.0	0.0	0.0	0.0	0.0	0.0
<b>Average/Sum#:</b>	0.0	0.0	0.0	0.0	0.0	0.0	0.0	0.0
<b>Minimum:</b>	0.0	0.0	0.0	0.0	0.0	0.0	0.0	0.0
<b>Maximum:</b>	0.0	0.0	0.0	0.0	0.0	0.0	0.0	0.0
<b>%SI</b>	100.00	100.00	100.00	100.00	100.00	100.00	100.00	100.00

# Daily Summary Report

## CT1 - NH3 Slip



From: 04/01/2019 00:00 To: 06/30/2019 23:59 Facility Name: COLUSA GENERATING STATION  
 Generated: 07/03/2019 08:46 Location: Maxwell, CA

Red = Invalid or Excluded Data | Green = Edited Status | Blue = Edited Value | \* = Excess Emission

	Unit CT1 NOx, Inlet, Ppm 1 Hour(s)	Unit CT1 O2Dry, Inlet, Pct 1 Hour(s)	Unit CT1 NOx, Inlet, Ppmvdc 1 Hour(s)	Unit CT1 NH3, Inj, LbPerHr 1 Hour(s)	Unit CT1 ExhaustFlow, LbPerHr 1 Hour(s)	Unit CT1 HI, MBtuPerHr 1 Hour(s)	Unit CT1 NH3, Slip, Ppmvdc 1 Hour(s)	Unit CT1 NH3slip, LbPerHr 1 Hour(s)
05/22/2019 00:00	0.0	0.0	0.0	0.0	0.0	0.0	0.0	0.0
05/22/2019 01:00	0.0	0.0	0.0	0.0	0.0	0.0	0.0	0.0
05/22/2019 02:00	0.0	0.0	0.0	0.0	0.0	0.0	0.0	0.0
05/22/2019 03:00	0.0	0.0	0.0	0.0	0.0	0.0	0.0	0.0
05/22/2019 04:00	0.0	0.0	0.0	0.0	0.0	0.0	0.0	0.0
05/22/2019 05:00	0.0	0.0	0.0	0.0	0.0	0.0	0.0	0.0
05/22/2019 06:00	0.0	0.0	0.0	0.0	0.0	0.0	0.0	0.0
05/22/2019 07:00	0.0	0.0	0.0	0.0	0.0	0.0	0.0	0.0
05/22/2019 08:00	0.0	0.0	0.0	0.0	0.0	0.0	0.0	0.0
05/22/2019 09:00	0.0	0.0	0.0	0.0	0.0	0.0	0.0	0.0
05/22/2019 10:00	0.0	0.0	0.0	0.0	0.0	0.0	0.0	0.0
05/22/2019 11:00	0.0	0.0	0.0	0.0	0.0	0.0	0.0	0.0
05/22/2019 12:00	0.0	0.0	0.0	0.0	0.0	0.0	0.0	0.0
05/22/2019 13:00	0.0	0.0	0.0	0.0	0.0	0.0	0.0	0.0
05/22/2019 14:00	0.0	0.0	0.0	0.0	0.0	0.0	0.0	0.0
05/22/2019 15:00	0.0	0.0	0.0	0.0	0.0	0.0	0.0	0.0
05/22/2019 16:00	0.0	0.0	0.0	0.0	0.0	0.0	0.0	0.0
05/22/2019 17:00	0.0	0.0	0.0	0.0	0.0	0.0	0.0	0.0
05/22/2019 18:00	0.0	0.0	0.0	0.0	0.0	0.0	0.0	0.0
05/22/2019 19:00	0.0	0.0	0.0	0.0	0.0	0.0	0.0	0.0
05/22/2019 20:00	0.0	0.0	0.0	0.0	0.0	0.0	0.0	0.0
05/22/2019 21:00	0.0	0.0	0.0	0.0	0.0	0.0	0.0	0.0
05/22/2019 22:00	0.0	0.0	0.0	0.0	0.0	0.0	0.0	0.0
05/22/2019 23:00	0.0	0.0	0.0	0.0	0.0	0.0	0.0	0.0
Average/Sum#:	0.0	0.0	0.0	0.0	0.0	0.0	0.0	0.0
Minimum:	0.0	0.0	0.0	0.0	0.0	0.0	0.0	0.0
Maximum:	0.0	0.0	0.0	0.0	0.0	0.0	0.0	0.0
%SI	100.00	100.00	100.00	100.00	100.00	100.00	100.00	100.00

# Daily Summary Report

## CT1 - NH3 Slip



From: 04/01/2019 00:00 To: 06/30/2019 23:59 Facility Name: COLUSA GENERATING STATION  
 Generated: 07/03/2019 08:46 Location: Maxwell, CA

Red = Invalid or Excluded Data | Green = Edited Status | Blue = Edited Value | \* = Excess Emission

	Unit CT1 NOx, Inlet, Ppm 1 Hour(s)	Unit CT1 O2Dry, Inlet, Pct 1 Hour(s)	Unit CT1 NOx, Inlet, Ppmvdc 1 Hour(s)	Unit CT1 NH3, Inj, LbPerHr 1 Hour(s)	Unit CT1 ExhaustFlow, LbPerHr 1 Hour(s)	Unit CT1 HI, MBtuPerHr 1 Hour(s)	Unit CT1 NH3, Slip, Ppmvdc 1 Hour(s)	Unit CT1 NH3slip, LbPerHr 1 Hour(s)
05/23/2019 00:00	0.0	0.0	0.0	0.0	0.0	0.0	0.0	0.0
05/23/2019 01:00	0.0	0.0	0.0	0.0	0.0	0.0	0.0	0.0
05/23/2019 02:00	0.0	0.0	0.0	0.0	0.0	0.0	0.0	0.0
05/23/2019 03:00	0.0	0.0	0.0	0.0	0.0	0.0	0.0	0.0
05/23/2019 04:00	0.0	0.0	0.0	0.0	0.0	0.0	0.0	0.0
05/23/2019 05:00	0.0	0.0	0.0	0.0	0.0	0.0	0.0	0.0
05/23/2019 06:00	0.0	0.0	0.0	0.0	0.0	0.0	0.0	0.0
05/23/2019 07:00	0.0	0.0	0.0	0.0	0.0	0.0	0.0	0.0
05/23/2019 08:00	0.0	0.0	0.0	0.0	0.0	0.0	0.0	0.0
05/23/2019 09:00	0.0	0.0	0.0	0.0	0.0	0.0	0.0	0.0
05/23/2019 10:00	0.0	0.0	0.0	0.0	0.0	0.0	0.0	0.0
05/23/2019 11:00	0.0	0.0	0.0	0.0	0.0	0.0	0.0	0.0
05/23/2019 12:00	0.0	0.0	0.0	0.0	0.0	0.0	0.0	0.0
05/23/2019 13:00	0.0	0.0	0.0	0.0	0.0	0.0	0.0	0.0
05/23/2019 14:00	0.0	0.0	0.0	0.0	0.0	0.0	0.0	0.0
05/23/2019 15:00	0.0	0.0	0.0	0.0	0.0	0.0	0.0	0.0
05/23/2019 16:00	0.0	0.0	0.0	0.0	0.0	0.0	0.0	0.0
05/23/2019 17:00	0.0	0.0	0.0	0.0	0.0	0.0	0.0	0.0
05/23/2019 18:00	0.0	0.0	0.0	0.0	0.0	0.0	0.0	0.0
05/23/2019 19:00	0.0	0.0	0.0	0.0	0.0	0.0	0.0	0.0
05/23/2019 20:00	0.0	0.0	0.0	0.0	0.0	0.0	0.0	0.0
05/23/2019 21:00	0.0	0.0	0.0	0.0	0.0	0.0	0.0	0.0
05/23/2019 22:00	0.0	0.0	0.0	0.0	0.0	0.0	0.0	0.0
05/23/2019 23:00	0.0	0.0	0.0	0.0	0.0	0.0	0.0	0.0
<b>Average/Sum#:</b>	0.0	0.0	0.0	0.0	0.0	0.0	0.0	0.0
<b>Minimum:</b>	0.0	0.0	0.0	0.0	0.0	0.0	0.0	0.0
<b>Maximum:</b>	0.0	0.0	0.0	0.0	0.0	0.0	0.0	0.0
<b>%SI</b>	100.00	100.00	100.00	100.00	100.00	100.00	100.00	100.00

# Daily Summary Report

## CT1 - NH3 Slip



From: 04/01/2019 00:00 To: 06/30/2019 23:59 Facility Name: COLUSA GENERATING STATION  
 Generated: 07/03/2019 08:46 Location: Maxwell, CA

Red = Invalid or Excluded Data | Green = Edited Status | Blue = Edited Value | \* = Excess Emission

	Unit CT1 NOx, Inlet, Ppm 1 Hour(s)	Unit CT1 O2Dry, Inlet, Pct 1 Hour(s)	Unit CT1 NOx, Inlet, Ppmvdc 1 Hour(s)	Unit CT1 NH3, Inj, LbPerHr 1 Hour(s)	Unit CT1 ExhaustFlow, LbPerHr 1 Hour(s)	Unit CT1 HI, MBtuPerHr 1 Hour(s)	Unit CT1 NH3, Slip, Ppmvdc 1 Hour(s)	Unit CT1 NH3slip, LbPerHr 1 Hour(s)
05/24/2019 00:00	0.0	0.0	0.0	0.0	0.0	0.0	0.0	0.0
05/24/2019 01:00	0.0	0.0	0.0	0.0	0.0	0.0	0.0	0.0
05/24/2019 02:00	0.0	0.0	0.0	0.0	0.0	0.0	0.0	0.0
05/24/2019 03:00	0.0	0.0	0.0	0.0	0.0	0.0	0.0	0.0
05/24/2019 04:00	0.0	0.0	0.0	0.0	0.0	0.0	0.0	0.0
05/24/2019 05:00	0.0	0.0	0.0	0.0	0.0	0.0	0.0	0.0
05/24/2019 06:00	0.0	0.0	0.0	0.0	0.0	0.0	0.0	0.0
05/24/2019 07:00	0.0	0.0	0.0	0.0	0.0	0.0	0.0	0.0
05/24/2019 08:00	0.0	0.0	0.0	0.0	0.0	0.0	0.0	0.0
05/24/2019 09:00	0.0	0.0	0.0	0.0	0.0	0.0	0.0	0.0
05/24/2019 10:00	0.0	0.0	0.0	0.0	0.0	0.0	0.0	0.0
05/24/2019 11:00	0.0	0.0	0.0	0.0	0.0	0.0	0.0	0.0
05/24/2019 12:00	0.0	0.0	0.0	0.0	0.0	0.0	0.0	0.0
05/24/2019 13:00	0.0	0.0	0.0	0.0	0.0	0.0	0.0	0.0
05/24/2019 14:00	0.0	0.0	0.0	0.0	0.0	0.0	0.0	0.0
05/24/2019 15:00	0.0	0.0	0.0	0.0	0.0	0.0	0.0	0.0
05/24/2019 16:00	0.0	0.0	0.0	0.0	0.0	0.0	0.0	0.0
05/24/2019 17:00	0.0	0.0	0.0	0.0	0.0	0.0	0.0	0.0
05/24/2019 18:00	0.0	0.0	0.0	0.0	0.0	0.0	0.0	0.0
05/24/2019 19:00	0.0	0.0	0.0	0.0	0.0	0.0	0.0	0.0
05/24/2019 20:00	0.0	0.0	0.0	0.0	0.0	0.0	0.0	0.0
05/24/2019 21:00	0.0	0.0	0.0	0.0	0.0	0.0	0.0	0.0
05/24/2019 22:00	0.0	0.0	0.0	0.0	0.0	0.0	0.0	0.0
05/24/2019 23:00	0.0	0.0	0.0	0.0	0.0	0.0	0.0	0.0
Average/Sum#:	0.0	0.0	0.0	0.0	0.0	0.0	0.0	0.0
Minimum:	0.0	0.0	0.0	0.0	0.0	0.0	0.0	0.0
Maximum:	0.0	0.0	0.0	0.0	0.0	0.0	0.0	0.0
%SI	100.00	100.00	100.00	100.00	100.00	100.00	100.00	100.00

# Daily Summary Report

## CT1 - NH3 Slip



From: 04/01/2019 00:00 To: 06/30/2019 23:59 Facility Name: COLUSA GENERATING STATION  
 Generated: 07/03/2019 08:46 Location: Maxwell, CA

Red = Invalid or Excluded Data | Green = Edited Status | Blue = Edited Value | \* = Excess Emission

	Unit CT1 NOx, Inlet, Ppm 1 Hour(s)	Unit CT1 O2Dry, Inlet, Pct 1 Hour(s)	Unit CT1 NOx, Inlet, Ppmvdc 1 Hour(s)	Unit CT1 NH3, Inj, LbPerHr 1 Hour(s)	Unit CT1 ExhaustFlow, LbPerHr 1 Hour(s)	Unit CT1 HI, MBtuPerHr 1 Hour(s)	Unit CT1 NH3, Slip, Ppmvdc 1 Hour(s)	Unit CT1 NH3slip, LbPerHr 1 Hour(s)
05/25/2019 00:00	0.0	0.0	0.0	0.0	0.0	0.0	0.0	0.0
05/25/2019 01:00	0.0	0.0	0.0	0.0	0.0	0.0	0.0	0.0
05/25/2019 02:00	0.0	0.0	0.0	0.0	0.0	0.0	0.0	0.0
05/25/2019 03:00	0.0	0.0	0.0	0.0	0.0	0.0	0.0	0.0
05/25/2019 04:00	0.0	0.0	0.0	0.0	0.0	0.0	0.0	0.0
05/25/2019 05:00	0.0	0.0	0.0	0.0	0.0	0.0	0.0	0.0
05/25/2019 06:00	0.0	0.0	0.0	0.0	0.0	0.0	0.0	0.0
05/25/2019 07:00	0.0	0.0	0.0	0.0	0.0	0.0	0.0	0.0
05/25/2019 08:00	0.0	0.0	0.0	0.0	0.0	0.0	0.0	0.0
05/25/2019 09:00	0.0	0.0	0.0	0.0	0.0	0.0	0.0	0.0
05/25/2019 10:00	0.0	0.0	0.0	0.0	0.0	0.0	0.0	0.0
05/25/2019 11:00	0.0	0.0	0.0	0.0	0.0	0.0	0.0	0.0
05/25/2019 12:00	0.0	0.0	0.0	0.0	0.0	0.0	0.0	0.0
05/25/2019 13:00	0.0	0.0	0.0	0.0	0.0	0.0	0.0	0.0
05/25/2019 14:00	0.0	0.0	0.0	0.0	0.0	0.0	0.0	0.0
05/25/2019 15:00	0.0	0.0	0.0	0.0	0.0	0.0	0.0	0.0
05/25/2019 16:00	0.0	0.0	0.0	0.0	0.0	0.0	0.0	0.0
05/25/2019 17:00	0.0	0.0	0.0	0.0	0.0	0.0	0.0	0.0
05/25/2019 18:00	0.0	0.0	0.0	0.0	0.0	0.0	0.0	0.0
05/25/2019 19:00	0.0	0.0	0.0	0.0	0.0	0.0	0.0	0.0
05/25/2019 20:00	0.0	0.0	0.0	0.0	0.0	0.0	0.0	0.0
05/25/2019 21:00	0.0	0.0	0.0	0.0	0.0	0.0	0.0	0.0
05/25/2019 22:00	0.0	0.0	0.0	0.0	0.0	0.0	0.0	0.0
05/25/2019 23:00	0.0	0.0	0.0	0.0	0.0	0.0	0.0	0.0
<b>Average/Sum#:</b>	0.0	0.0	0.0	0.0	0.0	0.0	0.0	0.0
<b>Minimum:</b>	0.0	0.0	0.0	0.0	0.0	0.0	0.0	0.0
<b>Maximum:</b>	0.0	0.0	0.0	0.0	0.0	0.0	0.0	0.0
<b>%SI</b>	100.00	100.00	100.00	100.00	100.00	100.00	100.00	100.00

# Daily Summary Report

## CT1 - NH3 Slip



From: 04/01/2019 00:00 To: 06/30/2019 23:59 Facility Name: COLUSA GENERATING STATION  
 Generated: 07/03/2019 08:46 Location: Maxwell, CA

Red = Invalid or Excluded Data | Green = Edited Status | Blue = Edited Value | \* = Excess Emission

	Unit CT1 NOx, Inlet, Ppm 1 Hour(s)	Unit CT1 O2Dry, Inlet, Pct 1 Hour(s)	Unit CT1 NOx, Inlet, Ppmvdc 1 Hour(s)	Unit CT1 NH3, Inj, LbPerHr 1 Hour(s)	Unit CT1 ExhaustFlow, LbPerHr 1 Hour(s)	Unit CT1 HI, MBtuPerHr 1 Hour(s)	Unit CT1 NH3, Slip, Ppmvdc 1 Hour(s)	Unit CT1 NH3slip, LbPerHr 1 Hour(s)
05/26/2019 00:00	0.0	0.0	0.0	0.0	0.0	0.0	0.0	0.0
05/26/2019 01:00	0.0	0.0	0.0	0.0	0.0	0.0	0.0	0.0
05/26/2019 02:00	0.0	0.0	0.0	0.0	0.0	0.0	0.0	0.0
05/26/2019 03:00	0.0	0.0	0.0	0.0	0.0	0.0	0.0	0.0
05/26/2019 04:00	0.0	0.0	0.0	0.0	0.0	0.0	0.0	0.0
05/26/2019 05:00	0.0	0.0	0.0	0.0	0.0	0.0	0.0	0.0
05/26/2019 06:00	0.0	0.0	0.0	0.0	0.0	0.0	0.0	0.0
05/26/2019 07:00	0.0	0.0	0.0	0.0	0.0	0.0	0.0	0.0
05/26/2019 08:00	0.0	0.0	0.0	0.0	0.0	0.0	0.0	0.0
05/26/2019 09:00	0.0	0.0	0.0	0.0	0.0	0.0	0.0	0.0
05/26/2019 10:00	0.0	0.0	0.0	0.0	0.0	0.0	0.0	0.0
05/26/2019 11:00	0.0	0.0	0.0	0.0	0.0	0.0	0.0	0.0
05/26/2019 12:00	0.0	0.0	0.0	0.0	0.0	0.0	0.0	0.0
05/26/2019 13:00	0.0	0.0	0.0	0.0	0.0	0.0	0.0	0.0
05/26/2019 14:00	0.0	0.0	0.0	0.0	0.0	0.0	0.0	0.0
05/26/2019 15:00	0.0	0.0	0.0	0.0	0.0	0.0	0.0	0.0
05/26/2019 16:00	0.0	0.0	0.0	0.0	0.0	0.0	0.0	0.0
05/26/2019 17:00	0.0	0.0	0.0	0.0	0.0	0.0	0.0	0.0
05/26/2019 18:00	0.0	0.0	0.0	0.0	0.0	0.0	0.0	0.0
05/26/2019 19:00	0.0	0.0	0.0	0.0	0.0	0.0	0.0	0.0
05/26/2019 20:00	0.0	0.0	0.0	0.0	0.0	0.0	0.0	0.0
05/26/2019 21:00	0.0	0.0	0.0	0.0	0.0	0.0	0.0	0.0
05/26/2019 22:00	0.0	0.0	0.0	0.0	0.0	0.0	0.0	0.0
05/26/2019 23:00	0.0	0.0	0.0	0.0	0.0	0.0	0.0	0.0
Average/Sum#:	0.0	0.0	0.0	0.0	0.0	0.0	0.0	0.0
Minimum:	0.0	0.0	0.0	0.0	0.0	0.0	0.0	0.0
Maximum:	0.0	0.0	0.0	0.0	0.0	0.0	0.0	0.0
%SI	100.00	100.00	100.00	100.00	100.00	100.00	100.00	100.00

# Daily Summary Report

## CT1 - NH3 Slip



From: 04/01/2019 00:00 To: 06/30/2019 23:59 Facility Name: COLUSA GENERATING STATION  
 Generated: 07/03/2019 08:46 Location: Maxwell, CA

Red = Invalid or Excluded Data | Green = Edited Status | Blue = Edited Value | \* = Excess Emission

	Unit CT1 NOx, Inlet, Ppm 1 Hour(s)	Unit CT1 O2Dry, Inlet, Pct 1 Hour(s)	Unit CT1 NOx, Inlet, Ppmvdc 1 Hour(s)	Unit CT1 NH3, Inj, LbPerHr 1 Hour(s)	Unit CT1 ExhaustFlow, LbPerHr 1 Hour(s)	Unit CT1 HI, MBtuPerHr 1 Hour(s)	Unit CT1 NH3, Slip, Ppmvdc 1 Hour(s)	Unit CT1 NH3slip, LbPerHr 1 Hour(s)
05/27/2019 00:00	0.0	0.0	0.0	0.0	0.0	0.0	0.0	0.0
05/27/2019 01:00	0.0	0.0	0.0	0.0	0.0	0.0	0.0	0.0
05/27/2019 02:00	0.0	0.0	0.0	0.0	0.0	0.0	0.0	0.0
05/27/2019 03:00	0.0	0.0	0.0	0.0	0.0	0.0	0.0	0.0
05/27/2019 04:00	0.0	0.0	0.0	0.0	0.0	0.0	0.0	0.0
05/27/2019 05:00	0.0	0.0	0.0	0.0	0.0	0.0	0.0	0.0
05/27/2019 06:00	0.0	0.0	0.0	0.0	0.0	0.0	0.0	0.0
05/27/2019 07:00	0.0	0.0	0.0	0.0	0.0	0.0	0.0	0.0
05/27/2019 08:00	0.0	0.0	0.0	0.0	0.0	0.0	0.0	0.0
05/27/2019 09:00	0.0	0.0	0.0	0.0	0.0	0.0	0.0	0.0
05/27/2019 10:00	0.0	0.0	0.0	0.0	0.0	0.0	0.0	0.0
05/27/2019 11:00	0.0	0.0	0.0	0.0	0.0	0.0	0.0	0.0
05/27/2019 12:00	0.0	0.0	0.0	0.0	0.0	0.0	0.0	0.0
05/27/2019 13:00	0.0	0.0	0.0	0.0	0.0	0.0	0.0	0.0
05/27/2019 14:00	0.0	0.0	0.0	0.0	0.0	0.0	0.0	0.0
05/27/2019 15:00	0.0	0.0	0.0	0.0	0.0	0.0	0.0	0.0
05/27/2019 16:00	0.0	0.0	0.0	0.0	0.0	0.0	0.0	0.0
05/27/2019 17:00	0.0	0.0	0.0	0.0	0.0	0.0	0.0	0.0
05/27/2019 18:00	0.0	0.0	0.0	0.0	0.0	0.0	0.0	0.0
05/27/2019 19:00	0.0	0.0	0.0	0.0	0.0	0.0	0.0	0.0
05/27/2019 20:00	0.0	0.0	0.0	0.0	0.0	0.0	0.0	0.0
05/27/2019 21:00	0.0	0.0	0.0	0.0	0.0	0.0	0.0	0.0
05/27/2019 22:00	0.0	0.0	0.0	0.0	0.0	0.0	0.0	0.0
05/27/2019 23:00	0.0	0.0	0.0	0.0	0.0	0.0	0.0	0.0
Average/Sum#:	0.0	0.0	0.0	0.0	0.0	0.0	0.0	0.0
Minimum:	0.0	0.0	0.0	0.0	0.0	0.0	0.0	0.0
Maximum:	0.0	0.0	0.0	0.0	0.0	0.0	0.0	0.0
%SI	100.00	100.00	100.00	100.00	100.00	100.00	100.00	100.00

# Daily Summary Report

## CT1 - NH3 Slip



From: 04/01/2019 00:00 To: 06/30/2019 23:59 Facility Name: COLUSA GENERATING STATION  
 Generated: 07/03/2019 08:46 Location: Maxwell, CA

Red = Invalid or Excluded Data | Green = Edited Status | Blue = Edited Value | \* = Excess Emission

	Unit CT1 NOx, Inlet, Ppm 1 Hour(s)	Unit CT1 O2Dry, Inlet, Pct 1 Hour(s)	Unit CT1 NOx, Inlet, Ppmvdc 1 Hour(s)	Unit CT1 NH3, Inj, LbPerHr 1 Hour(s)	Unit CT1 ExhaustFlow, LbPerHr 1 Hour(s)	Unit CT1 HI, MBtuPerHr 1 Hour(s)	Unit CT1 NH3, Slip, Ppmvdc 1 Hour(s)	Unit CT1 NH3slip, LbPerHr 1 Hour(s)
05/28/2019 00:00	0.0	0.0	0.0	0.0	0.0	0.0	0.0	0.0
05/28/2019 01:00	0.0	0.0	0.0	0.0	0.0	0.0	0.0	0.0
05/28/2019 02:00	0.0	0.0	0.0	0.0	0.0	0.0	0.0	0.0
05/28/2019 03:00	0.0	0.0	0.0	0.0	0.0	0.0	0.0	0.0
05/28/2019 04:00	0.0	0.0	0.0	0.0	0.0	0.0	0.0	0.0
05/28/2019 05:00	0.0	0.0	0.0	0.0	0.0	0.0	0.0	0.0
05/28/2019 06:00	0.0	0.0	0.0	0.0	0.0	0.0	0.0	0.0
05/28/2019 07:00	0.0	0.0	0.0	0.0	0.0	0.0	0.0	0.0
05/28/2019 08:00	0.0	0.0	0.0	0.0	0.0	0.0	0.0	0.0
05/28/2019 09:00	0.0	0.0	0.0	0.0	0.0	0.0	0.0	0.0
05/28/2019 10:00	0.0	0.0	0.0	0.0	0.0	0.0	0.0	0.0
05/28/2019 11:00	0.0	0.0	0.0	0.0	0.0	0.0	0.0	0.0
05/28/2019 12:00	0.0	0.0	0.0	0.0	0.0	0.0	0.0	0.0
05/28/2019 13:00	0.0	0.0	0.0	0.0	0.0	0.0	0.0	0.0
05/28/2019 14:00	0.0	0.0	0.0	0.0	0.0	0.0	0.0	0.0
05/28/2019 15:00	0.0	0.0	0.0	0.0	0.0	0.0	0.0	0.0
05/28/2019 16:00	0.0	0.0	0.0	0.0	0.0	0.0	0.0	0.0
05/28/2019 17:00	0.0	0.0	0.0	0.0	0.0	0.0	0.0	0.0
05/28/2019 18:00	0.0	0.0	0.0	0.0	0.0	0.0	0.0	0.0
05/28/2019 19:00	0.0	0.0	0.0	0.0	0.0	0.0	0.0	0.0
05/28/2019 20:00	0.0	0.0	0.0	0.0	0.0	0.0	0.0	0.0
05/28/2019 21:00	0.0	0.0	0.0	0.0	0.0	0.0	0.0	0.0
05/28/2019 22:00	0.0	0.0	0.0	0.0	0.0	0.0	0.0	0.0
05/28/2019 23:00	0.0	0.0	0.0	0.0	0.0	0.0	0.0	0.0
Average/Sum#:	0.0	0.0	0.0	0.0	0.0	0.0	0.0	0.0
Minimum:	0.0	0.0	0.0	0.0	0.0	0.0	0.0	0.0
Maximum:	0.0	0.0	0.0	0.0	0.0	0.0	0.0	0.0
%SI	100.00	100.00	100.00	100.00	100.00	100.00	100.00	100.00



# Daily Summary Report

## CT1 - NH3 Slip



From: 04/01/2019 00:00 To: 06/30/2019 23:59 Facility Name: COLUSA GENERATING STATION  
 Generated: 07/03/2019 08:46 Location: Maxwell, CA

Red = Invalid or Excluded Data | Green = Edited Status | Blue = Edited Value | \* = Excess Emission

	Unit CT1 NOx, Inlet, Ppm 1 Hour(s)	Unit CT1 O2Dry, Inlet, Pct 1 Hour(s)	Unit CT1 NOx, Inlet, Ppmvdc 1 Hour(s)	Unit CT1 NH3, Inj, LbPerHr 1 Hour(s)	Unit CT1 ExhaustFlow, LbPerHr 1 Hour(s)	Unit CT1 HI, MBtuPerHr 1 Hour(s)	Unit CT1 NH3, Slip, Ppmvdc 1 Hour(s)	Unit CT1 NH3slip, LbPerHr 1 Hour(s)
05/29/2019 00:00	0.0	0.0	0.0	0.0	0.0	0.0	0.0	0.0
05/29/2019 01:00	0.0	0.0	0.0	0.0	0.0	0.0	0.0	0.0
05/29/2019 02:00	0.0	0.0	0.0	0.0	0.0	0.0	0.0	0.0
05/29/2019 03:00	0.0	0.0	0.0	0.0	0.0	0.0	0.0	0.0
05/29/2019 04:00	0.0	0.0	0.0	0.0	0.0	0.0	0.0	0.0
05/29/2019 05:00	0.0	0.0	0.0	0.0	0.0	0.0	0.0	0.0
05/29/2019 06:00	0.0	0.0	0.0	0.0	0.0	0.0	0.0	0.0
05/29/2019 07:00	0.0	0.0	0.0	0.0	0.0	0.0	0.0	0.0
05/29/2019 08:00	0.0	0.0	0.0	0.0	0.0	0.0	0.0	0.0
05/29/2019 09:00	0.0	0.0	0.0	0.0	0.0	0.0	0.0	0.0
05/29/2019 10:00	0.0	0.0	0.0	0.0	0.0	0.0	0.0	0.0
05/29/2019 11:00	0.0	0.0	0.0	0.0	0.0	0.0	0.0	0.0
05/29/2019 12:00	0.0	0.0	0.0	0.0	0.0	0.0	0.0	0.0
05/29/2019 13:00	0.0	0.0	0.0	0.0	0.0	0.0	0.0	0.0
05/29/2019 14:00	0.0	0.0	0.0	0.0	0.0	0.0	0.0	0.0
05/29/2019 15:00	0.0	0.0	0.0	0.0	0.0	0.0	0.0	0.0
05/29/2019 16:00	0.0	0.0	0.0	0.0	0.0	0.0	0.0	0.0
05/29/2019 17:00	0.0	0.0	0.0	0.0	0.0	0.0	0.0	0.0
05/29/2019 18:00	0.0	0.0	0.0	0.0	0.0	0.0	0.0	0.0
05/29/2019 19:00	0.0	0.0	0.0	0.0	0.0	0.0	0.0	0.0
05/29/2019 20:00	0.0	0.0	0.0	0.0	0.0	0.0	0.0	0.0
05/29/2019 21:00	0.0	0.0	0.0	0.0	0.0	0.0	0.0	0.0
05/29/2019 22:00	0.0	0.0	0.0	0.0	0.0	0.0	0.0	0.0
05/29/2019 23:00	0.0	0.0	0.0	0.0	0.0	0.0	0.0	0.0
Average/Sum#:	0.0	0.0	0.0	0.0	0.0	0.0	0.0	0.0
Minimum:	0.0	0.0	0.0	0.0	0.0	0.0	0.0	0.0
Maximum:	0.0	0.0	0.0	0.0	0.0	0.0	0.0	0.0
%SI	100.00	100.00	100.00	100.00	100.00	100.00	100.00	100.00

# Daily Summary Report

## CT1 - NH3 Slip



From: 04/01/2019 00:00 To: 06/30/2019 23:59 Facility Name: COLUSA GENERATING STATION  
 Generated: 07/03/2019 08:46 Location: Maxwell, CA

Red = Invalid or Excluded Data | Green = Edited Status | Blue = Edited Value | \* = Excess Emission

	Unit CT1 NOx, Inlet, Ppm 1 Hour(s)	Unit CT1 O2Dry, Inlet, Pct 1 Hour(s)	Unit CT1 NOx, Inlet, Ppmvdc 1 Hour(s)	Unit CT1 NH3, Inj, LbPerHr 1 Hour(s)	Unit CT1 ExhaustFlow, LbPerHr 1 Hour(s)	Unit CT1 HI, MBtuPerHr 1 Hour(s)	Unit CT1 NH3, Slip, Ppmvdc 1 Hour(s)	Unit CT1 NH3slip, LbPerHr 1 Hour(s)
05/30/2019 00:00	0.0	0.0	0.0	0.0	0.0	0.0	0.0	0.0
05/30/2019 01:00	0.0	0.0	0.0	0.0	0.0	0.0	0.0	0.0
05/30/2019 02:00	0.0	0.0	0.0	0.0	0.0	0.0	0.0	0.0
05/30/2019 03:00	0.0	0.0	0.0	0.0	0.0	0.0	0.0	0.0
05/30/2019 04:00	0.0	0.0	0.0	0.0	0.0	0.0	0.0	0.0
05/30/2019 05:00	0.0	0.0	0.0	0.0	0.0	0.0	0.0	0.0
05/30/2019 06:00	0.0	0.0	0.0	0.0	0.0	0.0	0.0	0.0
05/30/2019 07:00	0.0	0.0	0.0	0.0	0.0	0.0	0.0	0.0
05/30/2019 08:00	0.0	0.0	0.0	0.0	0.0	0.0	0.0	0.0
05/30/2019 09:00	0.0	0.0	0.0	0.0	0.0	0.0	0.0	0.0
05/30/2019 10:00	0.0	0.0	0.0	0.0	0.0	0.0	0.0	0.0
05/30/2019 11:00	0.0	0.0	0.0	0.0	0.0	0.0	0.0	0.0
05/30/2019 12:00	0.0	0.0	0.0	0.0	0.0	0.0	0.0	0.0
05/30/2019 13:00	0.0	0.0	0.0	0.0	0.0	0.0	0.0	0.0
05/30/2019 14:00	0.0	0.0	0.0	0.0	0.0	0.0	0.0	0.0
05/30/2019 15:00	0.0	0.0	0.0	0.0	0.0	0.0	0.0	0.0
05/30/2019 16:00	0.0	0.0	0.0	0.0	0.0	0.0	0.0	0.0
05/30/2019 17:00	0.0	0.0	0.0	0.0	0.0	0.0	0.0	0.0
05/30/2019 18:00	0.0	0.0	0.0	0.0	0.0	0.0	0.0	0.0
05/30/2019 19:00	0.0	0.0	0.0	0.0	0.0	0.0	0.0	0.0
05/30/2019 20:00	0.0	0.0	0.0	0.0	0.0	0.0	0.0	0.0
05/30/2019 21:00	0.0	0.0	0.0	0.0	0.0	0.0	0.0	0.0
05/30/2019 22:00	0.0	0.0	0.0	0.0	0.0	0.0	0.0	0.0
05/30/2019 23:00	0.0	0.0	0.0	0.0	0.0	0.0	0.0	0.0
Average/Sum#:	0.0	0.0	0.0	0.0	0.0	0.0	0.0	0.0
Minimum:	0.0	0.0	0.0	0.0	0.0	0.0	0.0	0.0
Maximum:	0.0	0.0	0.0	0.0	0.0	0.0	0.0	0.0
%SI	100.00	100.00	100.00	100.00	100.00	100.00	100.00	100.00

# Daily Summary Report

## CT1 - NH3 Slip



From: 04/01/2019 00:00 To: 06/30/2019 23:59 Facility Name: COLUSA GENERATING STATION  
 Generated: 07/03/2019 08:46 Location: Maxwell, CA

Red = Invalid or Excluded Data | Green = Edited Status | Blue = Edited Value | \* = Excess Emission

	Unit CT1 NOx, Inlet, Ppm 1 Hour(s)	Unit CT1 O2Dry, Inlet, Pct 1 Hour(s)	Unit CT1 NOx, Inlet, Ppmvdc 1 Hour(s)	Unit CT1 NH3, Inj, LbPerHr 1 Hour(s)	Unit CT1 ExhaustFlow, LbPerHr 1 Hour(s)	Unit CT1 HI, MBtuPerHr 1 Hour(s)	Unit CT1 NH3, Slip, Ppmvdc 1 Hour(s)	Unit CT1 NH3slip, LbPerHr 1 Hour(s)
05/31/2019 00:00	0.0	0.0	0.0	0.0	0.0	0.0	0.0	0.0
05/31/2019 01:00	0.0	0.0	0.0	0.0	0.0	0.0	0.0	0.0
05/31/2019 02:00	0.0	0.0	0.0	0.0	0.0	0.0	0.0	0.0
05/31/2019 03:00	0.0	0.0	0.0	0.0	0.0	0.0	0.0	0.0
05/31/2019 04:00	0.0	0.0	0.0	0.0	0.0	0.0	0.0	0.0
05/31/2019 05:00	0.0	0.0	0.0	0.0	0.0	0.0	0.0	0.0
05/31/2019 06:00	0.0	0.0	0.0	0.0	0.0	0.0	0.0	0.0
05/31/2019 07:00	0.0	0.0	0.0	0.0	0.0	0.0	0.0	0.0
05/31/2019 08:00	0.0	0.0	0.0	0.0	0.0	0.0	0.0	0.0
05/31/2019 09:00	0.0	0.0	0.0	0.0	0.0	0.0	0.0	0.0
05/31/2019 10:00	0.0	0.0	0.0	0.0	0.0	0.0	0.0	0.0
05/31/2019 11:00	0.0	0.0	0.0	0.0	0.0	0.0	0.0	0.0
05/31/2019 12:00	0.0	0.0	0.0	0.0	0.0	0.0	0.0	0.0
05/31/2019 13:00	0.0	0.0	0.0	0.0	0.0	0.0	0.0	0.0
05/31/2019 14:00	0.0	0.0	0.0	0.0	0.0	0.0	0.0	0.0
05/31/2019 15:00	0.0	0.0	0.0	0.0	0.0	0.0	0.0	0.0
05/31/2019 16:00	0.0	0.0	0.0	0.0	0.0	0.0	0.0	0.0
05/31/2019 17:00	0.0	0.0	0.0	0.0	0.0	0.0	0.0	0.0
05/31/2019 18:00	0.0	0.0	0.0	0.0	0.0	0.0	0.0	0.0
05/31/2019 19:00	0.0	0.0	0.0	0.0	0.0	0.0	0.0	0.0
05/31/2019 20:00	0.0	0.0	0.0	0.0	0.0	0.0	0.0	0.0
05/31/2019 21:00	0.0	0.0	0.0	0.0	0.0	0.0	0.0	0.0
05/31/2019 22:00	0.0	0.0	0.0	0.0	0.0	0.0	0.0	0.0
05/31/2019 23:00	0.0	0.0	0.0	0.0	0.0	0.0	0.0	0.0
Average/Sum#:	0.0	0.0	0.0	0.0	0.0	0.0	0.0	0.0
Minimum:	0.0	0.0	0.0	0.0	0.0	0.0	0.0	0.0
Maximum:	0.0	0.0	0.0	0.0	0.0	0.0	0.0	0.0
%SI	100.00	100.00	100.00	100.00	100.00	100.00	100.00	100.00

# Daily Summary Report

## CT1 - NH3 Slip



From: 04/01/2019 00:00 To: 06/30/2019 23:59 Facility Name: COLUSA GENERATING STATION  
 Generated: 07/03/2019 08:46 Location: Maxwell, CA

Red = Invalid or Excluded Data | Green = Edited Status | Blue = Edited Value | \* = Excess Emission

	Unit CT1 NOx, Inlet, Ppm 1 Hour(s)	Unit CT1 O2Dry, Inlet, Pct 1 Hour(s)	Unit CT1 NOx, Inlet, Ppmvdc 1 Hour(s)	Unit CT1 NH3, Inj, LbPerHr 1 Hour(s)	Unit CT1 ExhaustFlow, LbPerHr 1 Hour(s)	Unit CT1 HI, MBtuPerHr 1 Hour(s)	Unit CT1 NH3, Slip, Ppmvdc 1 Hour(s)	Unit CT1 NH3slip, LbPerHr 1 Hour(s)
06/01/2019 00:00	0.0	0.0	0.0	0.0	0.0	0.0	0.0	0.0
06/01/2019 01:00	0.0	0.0	0.0	0.0	0.0	0.0	0.0	0.0
06/01/2019 02:00	0.0	0.0	0.0	0.0	0.0	0.0	0.0	0.0
06/01/2019 03:00	0.0	0.0	0.0	0.0	0.0	0.0	0.0	0.0
06/01/2019 04:00	0.0	0.0	0.0	0.0	0.0	0.0	0.0	0.0
06/01/2019 05:00	0.0	0.0	0.0	0.0	0.0	0.0	0.0	0.0
06/01/2019 06:00	0.0	0.0	0.0	0.0	0.0	0.0	0.0	0.0
06/01/2019 07:00	0.0	0.0	0.0	0.0	0.0	0.0	0.0	0.0
06/01/2019 08:00	0.0	0.0	0.0	0.0	0.0	0.0	0.0	0.0
06/01/2019 09:00	0.0	0.0	0.0	0.0	0.0	0.0	0.0	0.0
06/01/2019 10:00	0.0	0.0	0.0	0.0	0.0	0.0	0.0	0.0
06/01/2019 11:00	0.0	0.0	0.0	0.0	0.0	0.0	0.0	0.0
06/01/2019 12:00	0.0	0.0	0.0	0.0	0.0	0.0	0.0	0.0
06/01/2019 13:00	0.0	0.0	0.0	0.0	0.0	0.0	0.0	0.0
06/01/2019 14:00	0.0	0.0	0.0	0.0	0.0	0.0	0.0	0.0
06/01/2019 15:00	0.0	0.0	0.0	0.0	0.0	0.0	0.0	0.0
06/01/2019 16:00	0.0	0.0	0.0	0.0	0.0	0.0	0.0	0.0
06/01/2019 17:00	0.0	0.0	0.0	0.0	0.0	0.0	0.0	0.0
06/01/2019 18:00	0.0	0.0	0.0	0.0	0.0	0.0	0.0	0.0
06/01/2019 19:00	0.0	0.0	0.0	0.0	0.0	0.0	0.0	0.0
06/01/2019 20:00	0.0	0.0	0.0	0.0	0.0	0.0	0.0	0.0
06/01/2019 21:00	0.0	0.0	0.0	0.0	0.0	0.0	0.0	0.0
06/01/2019 22:00	0.0	0.0	0.0	0.0	0.0	0.0	0.0	0.0
06/01/2019 23:00	0.0	0.0	0.0	0.0	0.0	0.0	0.0	0.0
<b>Average/Sum#:</b>	0.0	0.0	0.0	0.0	0.0	0.0	0.0	0.0
<b>Minimum:</b>	0.0	0.0	0.0	0.0	0.0	0.0	0.0	0.0
<b>Maximum:</b>	0.0	0.0	0.0	0.0	0.0	0.0	0.0	0.0
<b>%SI</b>	100.00	100.00	100.00	100.00	100.00	100.00	100.00	100.00

# Daily Summary Report

## CT1 - NH3 Slip



From: 04/01/2019 00:00 To: 06/30/2019 23:59 Facility Name: COLUSA GENERATING STATION  
 Generated: 07/03/2019 08:46 Location: Maxwell, CA

Red = Invalid or Excluded Data | Green = Edited Status | Blue = Edited Value | \* = Excess Emission

	Unit CT1 NOx, Inlet, Ppm 1 Hour(s)	Unit CT1 O2Dry, Inlet, Pct 1 Hour(s)	Unit CT1 NOx, Inlet, Ppmvdc 1 Hour(s)	Unit CT1 NH3, Inj, LbPerHr 1 Hour(s)	Unit CT1 ExhaustFlow, LbPerHr 1 Hour(s)	Unit CT1 HI, MBtuPerHr 1 Hour(s)	Unit CT1 NH3, Slip, Ppmvdc 1 Hour(s)	Unit CT1 NH3slip, LbPerHr 1 Hour(s)
06/02/2019 00:00	0.0	0.0	0.0	0.0	0.0	0.0	0.0	0.0
06/02/2019 01:00	0.0	0.0	0.0	0.0	0.0	0.0	0.0	0.0
06/02/2019 02:00	0.0	0.0	0.0	0.0	0.0	0.0	0.0	0.0
06/02/2019 03:00	0.0	0.0	0.0	0.0	0.0	0.0	0.0	0.0
06/02/2019 04:00	0.0	0.0	0.0	0.0	0.0	0.0	0.0	0.0
06/02/2019 05:00	0.0	0.0	0.0	0.0	0.0	0.0	0.0	0.0
06/02/2019 06:00	0.0	0.0	0.0	0.0	0.0	0.0	0.0	0.0
06/02/2019 07:00	0.0	0.0	0.0	0.0	0.0	0.0	0.0	0.0
06/02/2019 08:00	0.0	0.0	0.0	0.0	0.0	0.0	0.0	0.0
06/02/2019 09:00	0.0	0.0	0.0	0.0	0.0	0.0	0.0	0.0
06/02/2019 10:00	0.0	0.0	0.0	0.0	0.0	0.0	0.0	0.0
06/02/2019 11:00	0.0	0.0	0.0	0.0	0.0	0.0	0.0	0.0
06/02/2019 12:00	0.0	0.0	0.0	0.0	0.0	0.0	0.0	0.0
06/02/2019 13:00	0.0	0.0	0.0	0.0	0.0	0.0	0.0	0.0
06/02/2019 14:00	0.0	0.0	0.0	0.0	0.0	0.0	0.0	0.0
06/02/2019 15:00	0.0	0.0	0.0	0.0	0.0	0.0	0.0	0.0
06/02/2019 16:00	0.0	0.0	0.0	0.0	0.0	0.0	0.0	0.0
06/02/2019 17:00	0.0	0.0	0.0	0.0	0.0	0.0	0.0	0.0
06/02/2019 18:00	0.0	0.0	0.0	0.0	0.0	0.0	0.0	0.0
06/02/2019 19:00	0.0	0.0	0.0	0.0	0.0	0.0	0.0	0.0
06/02/2019 20:00	0.0	0.0	0.0	0.0	0.0	0.0	0.0	0.0
06/02/2019 21:00	0.0	0.0	0.0	0.0	0.0	0.0	0.0	0.0
06/02/2019 22:00	0.0	0.0	0.0	0.0	0.0	0.0	0.0	0.0
06/02/2019 23:00	0.0	0.0	0.0	0.0	0.0	0.0	0.0	0.0
<b>Average/Sum#:</b>	0.0	0.0	0.0	0.0	0.0	0.0	0.0	0.0
<b>Minimum:</b>	0.0	0.0	0.0	0.0	0.0	0.0	0.0	0.0
<b>Maximum:</b>	0.0	0.0	0.0	0.0	0.0	0.0	0.0	0.0
<b>%SI</b>	100.00	100.00	100.00	100.00	100.00	100.00	100.00	100.00

# Daily Summary Report

## CT1 - NH3 Slip



From: 04/01/2019 00:00 To: 06/30/2019 23:59 Facility Name: COLUSA GENERATING STATION  
 Generated: 07/03/2019 08:46 Location: Maxwell, CA

Red = Invalid or Excluded Data | Green = Edited Status | Blue = Edited Value | \* = Excess Emission

	Unit CT1 NOx, Inlet, Ppm 1 Hour(s)	Unit CT1 O2Dry, Inlet, Pct 1 Hour(s)	Unit CT1 NOx, Inlet, Ppmvdc 1 Hour(s)	Unit CT1 NH3, Inj, LbPerHr 1 Hour(s)	Unit CT1 ExhaustFlow, LbPerHr 1 Hour(s)	Unit CT1 HI, MBtuPerHr 1 Hour(s)	Unit CT1 NH3, Slip, Ppmvdc 1 Hour(s)	Unit CT1 NH3slip, LbPerHr 1 Hour(s)
06/03/2019 00:00	0.0	0.0	0.0	0.0	0.0	0.0	0.0	0.0
06/03/2019 01:00	0.0	0.0	0.0	0.0	0.0	0.0	0.0	0.0
06/03/2019 02:00	0.0	0.0	0.0	0.0	0.0	0.0	0.0	0.0
06/03/2019 03:00	0.0	0.0	0.0	0.0	0.0	0.0	0.0	0.0
06/03/2019 04:00	0.0	0.0	0.0	0.0	0.0	0.0	0.0	0.0
06/03/2019 05:00	0.0	0.0	0.0	0.0	0.0	0.0	0.0	0.0
06/03/2019 06:00	0.0	0.0	0.0	0.0	0.0	0.0	0.0	0.0
06/03/2019 07:00	0.0	0.0	0.0	0.0	0.0	0.0	0.0	0.0
06/03/2019 08:00	0.0	0.0	0.0	0.0	0.0	0.0	0.0	0.0
06/03/2019 09:00	0.0	0.0	0.0	0.0	0.0	0.0	0.0	0.0
06/03/2019 10:00	0.0	0.0	0.0	0.0	0.0	0.0	0.0	0.0
06/03/2019 11:00	0.0	0.0	0.0	0.0	0.0	0.0	0.0	0.0
06/03/2019 12:00	0.0	0.0	0.0	0.0	0.0	0.0	0.0	0.0
06/03/2019 13:00	0.0	0.0	0.0	0.0	0.0	0.0	0.0	0.0
06/03/2019 14:00	0.0	0.0	0.0	0.0	0.0	0.0	0.0	0.0
06/03/2019 15:00	0.0	0.0	0.0	0.0	0.0	0.0	0.0	0.0
06/03/2019 16:00	0.0	0.0	0.0	0.0	0.0	0.0	0.0	0.0
06/03/2019 17:00	0.0	0.0	0.0	0.0	0.0	0.0	0.0	0.0
06/03/2019 18:00	0.0	0.0	0.0	0.0	0.0	0.0	0.0	0.0
06/03/2019 19:00	0.0	0.0	0.0	0.0	0.0	0.0	0.0	0.0
06/03/2019 20:00	0.0	0.0	0.0	0.0	0.0	0.0	0.0	0.0
06/03/2019 21:00	0.0	0.0	0.0	0.0	0.0	0.0	0.0	0.0
06/03/2019 22:00	0.0	0.0	0.0	0.0	0.0	0.0	0.0	0.0
06/03/2019 23:00	0.0	0.0	0.0	0.0	0.0	0.0	0.0	0.0
<b>Average/Sum#:</b>	0.0	0.0	0.0	0.0	0.0	0.0	0.0	0.0
<b>Minimum:</b>	0.0	0.0	0.0	0.0	0.0	0.0	0.0	0.0
<b>Maximum:</b>	0.0	0.0	0.0	0.0	0.0	0.0	0.0	0.0
<b>%SI</b>	100.00	100.00	100.00	100.00	100.00	100.00	100.00	100.00

# Daily Summary Report

## CT1 - NH3 Slip



From: 04/01/2019 00:00 To: 06/30/2019 23:59 Facility Name: COLUSA GENERATING STATION  
 Generated: 07/03/2019 08:46 Location: Maxwell, CA

Red = Invalid or Excluded Data | Green = Edited Status | Blue = Edited Value | \* = Excess Emission

	Unit CT1 NOx, Inlet, Ppm 1 Hour(s)	Unit CT1 O2Dry, Inlet, Pct 1 Hour(s)	Unit CT1 NOx, Inlet, Ppmvdc 1 Hour(s)	Unit CT1 NH3, Inj, LbPerHr 1 Hour(s)	Unit CT1 ExhaustFlow, LbPerHr 1 Hour(s)	Unit CT1 HI, MBtuPerHr 1 Hour(s)	Unit CT1 NH3, Slip, Ppmvdc 1 Hour(s)	Unit CT1 NH3slip, LbPerHr 1 Hour(s)
06/04/2019 00:00	0.0	0.0	0.0	0.0	0.0	0.0	0.0	0.0
06/04/2019 01:00	0.0	0.0	0.0	0.0	0.0	0.0	0.0	0.0
06/04/2019 02:00	0.0	0.0	0.0	0.0	0.0	0.0	0.0	0.0
06/04/2019 03:00	0.0	0.0	0.0	0.0	0.0	0.0	0.0	0.0
06/04/2019 04:00	0.0	0.0	0.0	0.0	0.0	0.0	0.0	0.0
06/04/2019 05:00	0.0	0.0	0.0	0.0	0.0	0.0	0.0	0.0
06/04/2019 06:00	0.0	0.0	0.0	0.0	0.0	0.0	0.0	0.0
06/04/2019 07:00	0.0	0.0	0.0	0.0	0.0	0.0	0.0	0.0
06/04/2019 08:00	0.0	0.0	0.0	0.0	0.0	0.0	0.0	0.0
06/04/2019 09:00	0.0	0.0	0.0	0.0	0.0	0.0	0.0	0.0
06/04/2019 10:00	0.0	0.0	0.0	0.0	0.0	0.0	0.0	0.0
06/04/2019 11:00	0.0	0.0	0.0	0.0	0.0	0.0	0.0	0.0
06/04/2019 12:00	0.0	0.0	0.0	0.0	0.0	0.0	0.0	0.0
06/04/2019 13:00	0.0	0.0	0.0	0.0	0.0	0.0	0.0	0.0
06/04/2019 14:00	0.0	0.0	0.0	0.0	0.0	0.0	0.0	0.0
06/04/2019 15:00	0.0	0.0	0.0	0.0	0.0	0.0	0.0	0.0
06/04/2019 16:00	0.0	0.0	0.0	0.0	0.0	0.0	0.0	0.0
06/04/2019 17:00	0.0	0.0	0.0	0.0	0.0	0.0	0.0	0.0
06/04/2019 18:00	0.0	0.0	0.0	0.0	0.0	0.0	0.0	0.0
06/04/2019 19:00	0.0	0.0	0.0	0.0	0.0	0.0	0.0	0.0
06/04/2019 20:00	0.0	0.0	0.0	0.0	0.0	0.0	0.0	0.0
06/04/2019 21:00	0.0	0.0	0.0	0.0	0.0	0.0	0.0	0.0
06/04/2019 22:00	0.0	0.0	0.0	0.0	0.0	0.0	0.0	0.0
06/04/2019 23:00	0.0	0.0	0.0	0.0	0.0	0.0	0.0	0.0
<b>Average/Sum#:</b>	0.0	0.0	0.0	0.0	0.0	0.0	0.0	0.0
<b>Minimum:</b>	0.0	0.0	0.0	0.0	0.0	0.0	0.0	0.0
<b>Maximum:</b>	0.0	0.0	0.0	0.0	0.0	0.0	0.0	0.0
<b>%SI</b>	100.00	100.00	100.00	100.00	100.00	100.00	100.00	100.00

# Daily Summary Report

## CT1 - NH3 Slip



From: 04/01/2019 00:00 To: 06/30/2019 23:59 Facility Name: COLUSA GENERATING STATION  
 Generated: 07/03/2019 08:46 Location: Maxwell, CA

Red = Invalid or Excluded Data | Green = Edited Status | Blue = Edited Value | \* = Excess Emission

	Unit CT1 NOx, Inlet, Ppm 1 Hour(s)	Unit CT1 O2Dry, Inlet, Pct 1 Hour(s)	Unit CT1 NOx, Inlet, Ppmvdc 1 Hour(s)	Unit CT1 NH3, Inj, LbPerHr 1 Hour(s)	Unit CT1 ExhaustFlow, LbPerHr 1 Hour(s)	Unit CT1 HI, MBtuPerHr 1 Hour(s)	Unit CT1 NH3, Slip, Ppmvdc 1 Hour(s)	Unit CT1 NH3slip, LbPerHr 1 Hour(s)
06/05/2019 00:00	0.0	0.0	0.0	0.0	0.0	0.0	0.0	0.0
06/05/2019 01:00	0.0	0.0	0.0	0.0	0.0	0.0	0.0	0.0
06/05/2019 02:00	0.0	0.0	0.0	0.0	0.0	0.0	0.0	0.0
06/05/2019 03:00	0.0	0.0	0.0	0.0	0.0	0.0	0.0	0.0
06/05/2019 04:00	0.0	0.0	0.0	0.0	0.0	0.0	0.0	0.0
06/05/2019 05:00	0.0	0.0	0.0	0.0	0.0	0.0	0.0	0.0
06/05/2019 06:00	0.0	0.0	0.0	0.0	0.0	0.0	0.0	0.0
06/05/2019 07:00	0.0	0.0	0.0	0.0	0.0	0.0	0.0	0.0
06/05/2019 08:00	0.0	0.0	0.0	0.0	0.0	0.0	0.0	0.0
06/05/2019 09:00	0.0	0.0	0.0	0.0	0.0	0.0	0.0	0.0
06/05/2019 10:00	0.0	0.0	0.0	0.0	0.0	0.0	0.0	0.0
06/05/2019 11:00	0.0	0.0	0.0	0.0	0.0	0.0	0.0	0.0
06/05/2019 12:00	0.0	0.0	0.0	0.0	0.0	0.0	0.0	0.0
06/05/2019 13:00	0.0	0.0	0.0	0.0	0.0	0.0	0.0	0.0
06/05/2019 14:00	24.8	17.9	48.8	0.0	1,431,048.5	292.6	0.0	0.0
06/05/2019 15:00	0.0	0.0	0.0	0.0	0.0	0.0	0.0	0.0
06/05/2019 16:00	0.0	0.0	0.0	0.0	0.0	0.0	0.0	0.0
06/05/2019 17:00	0.0	0.0	0.0	0.0	0.0	0.0	0.0	0.0
06/05/2019 18:00	0.0	0.0	0.0	0.0	0.0	0.0	0.0	0.0
06/05/2019 19:00	0.0	0.0	0.0	0.0	0.0	0.0	0.0	0.0
06/05/2019 20:00	0.0	0.0	0.0	0.0	0.0	0.0	0.0	0.0
06/05/2019 21:00	0.0	0.0	0.0	0.0	0.0	0.0	0.0	0.0
06/05/2019 22:00	0.0	0.0	0.0	0.0	0.0	0.0	0.0	0.0
06/05/2019 23:00	0.0	0.0	0.0	0.0	0.0	0.0	0.0	0.0
<b>Average/Sum#:</b>	24.8	17.9	48.8	0.0	1,431,048.5	292.6	0.0	0.0
<b>Minimum:</b>	24.8	17.9	48.8	0.0	1,431,048.5	292.6	0.0	0.0
<b>Maximum:</b>	24.8	17.9	48.8	0.0	1,431,048.5	292.6	0.0	0.0
<b>%SI</b>	95.83	95.83	95.83	95.83	95.83	95.83	95.83	95.83



# Daily Summary Report

## CT1 - NH3 Slip



From: 04/01/2019 00:00 To: 06/30/2019 23:59 Facility Name: COLUSA GENERATING STATION  
 Generated: 07/03/2019 08:46 Location: Maxwell, CA

Red = Invalid or Excluded Data | Green = Edited Status | Blue = Edited Value | \* = Excess Emission

	Unit CT1 NOx, Inlet, Ppm 1 Hour(s)	Unit CT1 O2Dry, Inlet, Pct 1 Hour(s)	Unit CT1 NOx, Inlet, Ppmvdc 1 Hour(s)	Unit CT1 NH3, Inj, LbPerHr 1 Hour(s)	Unit CT1 ExhaustFlow, LbPerHr 1 Hour(s)	Unit CT1 HI, MBtuPerHr 1 Hour(s)	Unit CT1 NH3, Slip, Ppmvdc 1 Hour(s)	Unit CT1 NH3slip, LbPerHr 1 Hour(s)
06/06/2019 00:00	0.0	0.0	0.0	0.0	0.0	0.0	0.0	0.0
06/06/2019 01:00	0.0	0.0	0.0	0.0	0.0	0.0	0.0	0.0
06/06/2019 02:00	0.0	0.0	0.0	0.0	0.0	0.0	0.0	0.0
06/06/2019 03:00	0.0	0.0	0.0	0.0	0.0	0.0	0.0	0.0
06/06/2019 04:00	0.0	0.0	0.0	0.0	0.0	0.0	0.0	0.0
06/06/2019 05:00	0.0	0.0	0.0	0.0	0.0	0.0	0.0	0.0
06/06/2019 06:00	0.0	0.0	0.0	0.0	0.0	0.0	0.0	0.0
06/06/2019 07:00	0.0	0.0	0.0	0.0	0.0	0.0	0.0	0.0
06/06/2019 08:00	0.0	0.0	0.0	0.0	0.0	0.0	0.0	0.0
06/06/2019 09:00	0.0	0.0	0.0	0.0	0.0	0.0	0.0	0.0
06/06/2019 10:00	0.0	0.0	0.0	0.0	0.0	0.0	0.0	0.0
06/06/2019 11:00	0.0	0.0	0.0	0.0	0.0	0.0	0.0	0.0
06/06/2019 12:00	0.0	0.0	0.0	0.0	0.0	0.0	0.0	0.0
06/06/2019 13:00	0.0	0.0	0.0	0.0	0.0	0.0	0.0	0.0
06/06/2019 14:00	0.0	0.0	0.0	0.0	0.0	0.0	0.0	0.0
06/06/2019 15:00	0.0	0.0	0.0	0.0	0.0	0.0	0.0	0.0
06/06/2019 16:00	0.0	0.0	0.0	0.0	0.0	0.0	0.0	0.0
06/06/2019 17:00	0.0	0.0	0.0	0.0	0.0	0.0	0.0	0.0
06/06/2019 18:00	0.0	0.0	0.0	0.0	0.0	0.0	0.0	0.0
06/06/2019 19:00	0.0	0.0	0.0	0.0	0.0	0.0	0.0	0.0
06/06/2019 20:00	0.0	0.0	0.0	0.0	0.0	0.0	0.0	0.0
06/06/2019 21:00	0.0	0.0	0.0	0.0	0.0	0.0	0.0	0.0
06/06/2019 22:00	0.0	0.0	0.0	0.0	0.0	0.0	0.0	0.0
06/06/2019 23:00	0.0	0.0	0.0	0.0	0.0	0.0	0.0	0.0
Average/Sum#:	0.0	0.0	0.0	0.0	0.0	0.0	0.0	0.0
Minimum:	0.0	0.0	0.0	0.0	0.0	0.0	0.0	0.0
Maximum:	0.0	0.0	0.0	0.0	0.0	0.0	0.0	0.0
%SI	100.00	100.00	100.00	100.00	100.00	100.00	100.00	100.00

# Daily Summary Report

## CT1 - NH3 Slip



From: 04/01/2019 00:00 To: 06/30/2019 23:59 Facility Name: COLUSA GENERATING STATION  
 Generated: 07/03/2019 08:46 Location: Maxwell, CA

Red = Invalid or Excluded Data | Green = Edited Status | Blue = Edited Value | \* = Excess Emission

	Unit CT1 NOx, Inlet, Ppm 1 Hour(s)	Unit CT1 O2Dry, Inlet, Pct 1 Hour(s)	Unit CT1 NOx, Inlet, Ppmvdc 1 Hour(s)	Unit CT1 NH3, Inj, LbPerHr 1 Hour(s)	Unit CT1 ExhaustFlow, LbPerHr 1 Hour(s)	Unit CT1 HI, MBtuPerHr 1 Hour(s)	Unit CT1 NH3, Slip, Ppmvdc 1 Hour(s)	Unit CT1 NH3slip, LbPerHr 1 Hour(s)
06/07/2019 00:00	0.0	0.0	0.0	0.0	0.0	0.0	0.0	0.0
06/07/2019 01:00	0.0	0.0	0.0	0.0	0.0	0.0	0.0	0.0
06/07/2019 02:00	0.0	0.0	0.0	0.0	0.0	0.0	0.0	0.0
06/07/2019 03:00	0.0	0.0	0.0	0.0	0.0	0.0	0.0	0.0
06/07/2019 04:00	0.0	0.0	0.0	0.0	0.0	0.0	0.0	0.0
06/07/2019 05:00	0.0	0.0	0.0	0.0	0.0	0.0	0.0	0.0
06/07/2019 06:00	0.0	0.0	0.0	0.0	0.0	0.0	0.0	0.0
06/07/2019 07:00	0.0	0.0	0.0	0.0	0.0	0.0	0.0	0.0
06/07/2019 08:00	0.0	0.0	0.0	0.0	0.0	0.0	0.0	0.0
06/07/2019 09:00	0.0	0.0	0.0	0.0	0.0	0.0	0.0	0.0
06/07/2019 10:00	0.0	0.0	0.0	0.0	0.0	0.0	0.0	0.0
06/07/2019 11:00	0.0	0.0	0.0	0.0	0.0	0.0	0.0	0.0
06/07/2019 12:00	0.0	0.0	0.0	0.0	0.0	0.0	0.0	0.0
06/07/2019 13:00	0.0	0.0	0.0	0.0	0.0	0.0	0.0	0.0
06/07/2019 14:00	0.0	0.0	0.0	0.0	0.0	0.0	0.0	0.0
06/07/2019 15:00	0.0	0.0	0.0	0.0	0.0	0.0	0.0	0.0
06/07/2019 16:00	0.0	0.0	0.0	0.0	0.0	0.0	0.0	0.0
06/07/2019 17:00	0.0	0.0	0.0	0.0	0.0	0.0	0.0	0.0
06/07/2019 18:00	0.0	0.0	0.0	0.0	0.0	0.0	0.0	0.0
06/07/2019 19:00	0.0	0.0	0.0	0.0	0.0	0.0	0.0	0.0
06/07/2019 20:00	0.0	0.0	0.0	0.0	0.0	0.0	0.0	0.0
06/07/2019 21:00	0.0	0.0	0.0	0.0	0.0	0.0	0.0	0.0
06/07/2019 22:00	0.0	0.0	0.0	0.0	0.0	0.0	0.0	0.0
06/07/2019 23:00	0.0	0.0	0.0	0.0	0.0	0.0	0.0	0.0
<b>Average/Sum#:</b>	0.0	0.0	0.0	0.0	0.0	0.0	0.0	0.0
<b>Minimum:</b>	0.0	0.0	0.0	0.0	0.0	0.0	0.0	0.0
<b>Maximum:</b>	0.0	0.0	0.0	0.0	0.0	0.0	0.0	0.0
<b>%SI</b>	100.00	100.00	100.00	100.00	100.00	100.00	100.00	100.00

# Daily Summary Report

## CT1 - NH3 Slip



From: 04/01/2019 00:00 To: 06/30/2019 23:59 Facility Name: COLUSA GENERATING STATION  
 Generated: 07/03/2019 08:46 Location: Maxwell, CA

Red = Invalid or Excluded Data | Green = Edited Status | Blue = Edited Value | \* = Excess Emission

	Unit CT1 NOx, Inlet, Ppm 1 Hour(s)	Unit CT1 O2Dry, Inlet, Pct 1 Hour(s)	Unit CT1 NOx, Inlet, Ppmvdc 1 Hour(s)	Unit CT1 NH3, Inj, LbPerHr 1 Hour(s)	Unit CT1 ExhaustFlow, LbPerHr 1 Hour(s)	Unit CT1 HI, MBtuPerHr 1 Hour(s)	Unit CT1 NH3, Slip, Ppmvdc 1 Hour(s)	Unit CT1 NH3slip, LbPerHr 1 Hour(s)
06/08/2019 00:00	0.0	0.0	0.0	0.0	0.0	0.0	0.0	0.0
06/08/2019 01:00	0.0	0.0	0.0	0.0	0.0	0.0	0.0	0.0
06/08/2019 02:00	0.0	0.0	0.0	0.0	0.0	0.0	0.0	0.0
06/08/2019 03:00	0.0	0.0	0.0	0.0	0.0	0.0	0.0	0.0
06/08/2019 04:00	0.0	0.0	0.0	0.0	0.0	0.0	0.0	0.0
06/08/2019 05:00	0.0	0.0	0.0	0.0	0.0	0.0	0.0	0.0
06/08/2019 06:00	0.0	0.0	0.0	0.0	0.0	0.0	0.0	0.0
06/08/2019 07:00	0.0	0.0	0.0	0.0	0.0	0.0	0.0	0.0
06/08/2019 08:00	0.0	0.0	0.0	0.0	0.0	0.0	0.0	0.0
06/08/2019 09:00	0.0	0.0	0.0	0.0	0.0	0.0	0.0	0.0
06/08/2019 10:00	0.0	0.0	0.0	0.0	0.0	0.0	0.0	0.0
06/08/2019 11:00	0.0	0.0	0.0	0.0	0.0	0.0	0.0	0.0
06/08/2019 12:00	0.0	0.0	0.0	0.0	0.0	0.0	0.0	0.0
06/08/2019 13:00	0.0	0.0	0.0	0.0	0.0	0.0	0.0	0.0
06/08/2019 14:00	0.0	0.0	0.0	0.0	0.0	0.0	0.0	0.0
06/08/2019 15:00	0.0	0.0	0.0	0.0	0.0	0.0	0.0	0.0
06/08/2019 16:00	0.0	0.0	0.0	0.0	0.0	0.0	0.0	0.0
06/08/2019 17:00	0.0	0.0	0.0	0.0	0.0	0.0	0.0	0.0
06/08/2019 18:00	0.0	0.0	0.0	0.0	0.0	0.0	0.0	0.0
06/08/2019 19:00	0.0	0.0	0.0	0.0	0.0	0.0	0.0	0.0
06/08/2019 20:00	0.0	0.0	0.0	0.0	0.0	0.0	0.0	0.0
06/08/2019 21:00	0.0	0.0	0.0	0.0	0.0	0.0	0.0	0.0
06/08/2019 22:00	0.0	0.0	0.0	0.0	0.0	0.0	0.0	0.0
06/08/2019 23:00	0.0	0.0	0.0	0.0	0.0	0.0	0.0	0.0
Average/Sum#:	0.0	0.0	0.0	0.0	0.0	0.0	0.0	0.0
Minimum:	0.0	0.0	0.0	0.0	0.0	0.0	0.0	0.0
Maximum:	0.0	0.0	0.0	0.0	0.0	0.0	0.0	0.0
%SI	100.00	100.00	100.00	100.00	100.00	100.00	100.00	100.00

# Daily Summary Report

## CT1 - NH3 Slip



From: 04/01/2019 00:00 To: 06/30/2019 23:59 Facility Name: COLUSA GENERATING STATION  
 Generated: 07/03/2019 08:46 Location: Maxwell, CA

Red = Invalid or Excluded Data | Green = Edited Status | Blue = Edited Value | \* = Excess Emission

	Unit CT1 NOx, Inlet, Ppm 1 Hour(s)	Unit CT1 O2Dry, Inlet, Pct 1 Hour(s)	Unit CT1 NOx, Inlet, Ppmvdc 1 Hour(s)	Unit CT1 NH3, Inj, LbPerHr 1 Hour(s)	Unit CT1 ExhaustFlow, LbPerHr 1 Hour(s)	Unit CT1 HI, MBtuPerHr 1 Hour(s)	Unit CT1 NH3, Slip, Ppmvdc 1 Hour(s)	Unit CT1 NH3slip, LbPerHr 1 Hour(s)
06/09/2019 00:00	0.0	0.0	0.0	0.0	0.0	0.0	0.0	0.0
06/09/2019 01:00	0.0	0.0	0.0	0.0	0.0	0.0	0.0	0.0
06/09/2019 02:00	0.0	0.0	0.0	0.0	0.0	0.0	0.0	0.0
06/09/2019 03:00	0.0	0.0	0.0	0.0	0.0	0.0	0.0	0.0
06/09/2019 04:00	0.0	0.0	0.0	0.0	0.0	0.0	0.0	0.0
06/09/2019 05:00	0.0	0.0	0.0	0.0	0.0	0.0	0.0	0.0
06/09/2019 06:00	0.0	0.0	0.0	0.0	0.0	0.0	0.0	0.0
06/09/2019 07:00	0.0	0.0	0.0	0.0	0.0	0.0	0.0	0.0
06/09/2019 08:00	0.0	0.0	0.0	0.0	0.0	0.0	0.0	0.0
06/09/2019 09:00	0.0	0.0	0.0	0.0	0.0	0.0	0.0	0.0
06/09/2019 10:00	0.0	0.0	0.0	0.0	0.0	0.0	0.0	0.0
06/09/2019 11:00	0.0	0.0	0.0	0.0	0.0	0.0	0.0	0.0
06/09/2019 12:00	0.0	0.0	0.0	0.0	0.0	0.0	0.0	0.0
06/09/2019 13:00	0.0	0.0	0.0	0.0	0.0	0.0	0.0	0.0
06/09/2019 14:00	3.9	20.4	46.0	0.0	14,480.5	22.1	0.0	0.0
06/09/2019 15:00	53.5	16.7	75.2	59.0	359,654.1	548.9	0.0	0.0
06/09/2019 16:00	43.9	15.0	43.9	249.4	634,390.8	968.2	13.8	5.1
06/09/2019 17:00	9.1	13.9	7.7	131.2	1,113,885.9	1,700.0	4.3	2.9
06/09/2019 18:00	10.2	13.7	8.4	129.9	1,144,747.1	1,747.1	4.1	2.8
06/09/2019 19:00	11.7	13.3	9.1	163.4	1,303,705.1	1,989.7	4.5	3.4
06/09/2019 20:00	11.7	13.3	9.1	182.3	3,255,184.0	2,091.8	1.9	1.5
06/09/2019 21:00	11.5	13.3	8.9	182.1	3,253,316.6	2,090.6	1.9	1.5
06/09/2019 22:00	11.3	13.3	8.8	174.5	3,307,884.9	2,053.2	1.8	1.4
06/09/2019 23:00	9.7	13.8	8.1	126.4	3,235,405.8	1,724.7	1.3	0.9
<b>Average/Sum#:</b>	17.7	14.7	22.5	139.8	3,262,947.8	1,493.6	1.7	1.3
<b>Minimum:</b>	3.9	13.3	7.7	0.0	3,235,405.8	22.1	1.3	0.9
<b>Maximum:</b>	53.5	20.4	75.2	249.4	3,307,884.9	2,091.8	1.9	1.5
<b>%SI</b>	58.33	58.33	58.33	58.33	83.33	58.33	83.33	83.33

# Daily Summary Report

## CT1 - NH3 Slip



From: 04/01/2019 00:00 To: 06/30/2019 23:59 Facility Name: COLUSA GENERATING STATION  
 Generated: 07/03/2019 08:46 Location: Maxwell, CA

Red = Invalid or Excluded Data | Green = Edited Status | Blue = Edited Value | \* = Excess Emission

	Unit CT1 NOx, Inlet, Ppm 1 Hour(s)	Unit CT1 O2Dry, Inlet, Pct 1 Hour(s)	Unit CT1 NOx, Inlet, Ppmvdc 1 Hour(s)	Unit CT1 NH3, Inj, LbPerHr 1 Hour(s)	Unit CT1 ExhaustFlow, LbPerHr 1 Hour(s)	Unit CT1 HI, MBtuPerHr 1 Hour(s)	Unit CT1 NH3, Slip, Ppmvdc 1 Hour(s)	Unit CT1 NH3slip, LbPerHr 1 Hour(s)
06/10/2019 00:00	17.1	15.3	18.0	133.3	2,256,997.1	972.4	1.9	0.7
06/10/2019 01:00	0.0	0.0	0.0	0.0	0.0	0.0	0.0	0.0
06/10/2019 02:00	0.0	0.0	0.0	0.0	0.0	0.0	0.0	0.0
06/10/2019 03:00	0.0	0.0	0.0	0.0	0.0	0.0	0.0	0.0
06/10/2019 04:00	0.0	0.0	0.0	0.0	0.0	0.0	0.0	0.0
06/10/2019 05:00	0.0	0.0	0.0	0.0	0.0	0.0	0.0	0.0
06/10/2019 06:00	0.0	0.0	0.0	0.0	0.0	0.0	0.0	0.0
06/10/2019 07:00	0.0	0.0	0.0	0.0	0.0	0.0	0.0	0.0
06/10/2019 08:00	0.0	0.0	0.0	0.0	0.0	0.0	0.0	0.0
06/10/2019 09:00	0.0	0.0	0.0	0.0	0.0	0.0	0.0	0.0
06/10/2019 10:00	53.2	16.2	66.8	203.2	1,825,594.9	599.9	0.0	0.0
06/10/2019 11:00	29.9	14.4	27.1	218.8	2,617,075.3	1,242.2	2.8	1.4
06/10/2019 12:00	11.8	13.8	9.8	151.9	3,177,836.1	1,647.6	1.6	1.0
06/10/2019 13:00	14.6	14.4	13.3	158.2	2,870,604.0	1,383.5	1.8	1.0
06/10/2019 14:00	0.0	0.0	0.0	0.0	0.0	0.0	0.0	0.0
06/10/2019 15:00	0.0	0.0	0.0	0.0	0.0	0.0	0.0	0.0
06/10/2019 16:00	0.0	0.0	0.0	0.0	0.0	0.0	0.0	0.0
06/10/2019 17:00	0.0	0.0	0.0	0.0	0.0	0.0	0.0	0.0
06/10/2019 18:00	37.1	17.3	60.8	219.0	1,887,155.2	427.2	3.1	0.5
06/10/2019 19:00	34.3	14.4	31.1	230.7	2,654,155.1	1,259.8	2.7	1.3
06/10/2019 20:00	13.2	13.3	10.2	204.9	3,220,127.2	1,951.7	2.2	1.6
06/10/2019 21:00	13.0	13.2	10.0	209.5	3,232,628.6	2,053.7	2.2	1.6
06/10/2019 22:00	12.8	13.2	9.8	208.2	3,254,507.9	2,067.6	2.2	1.7
06/10/2019 23:00	12.9	13.2	9.9	217.5	3,282,637.6	2,061.5	2.3	1.9
<b>Average/Sum#:</b>	22.7	14.4	24.3	195.9	2,752,665.4	1,424.3	2.1	1.2
<b>Minimum:</b>	11.8	13.2	9.8	133.3	1,825,594.9	427.2	0.0	0.0
<b>Maximum:</b>	53.2	17.3	66.8	230.7	3,282,637.6	2,067.6	3.1	1.9
<b>%SI</b>	54.17	54.17	54.17	54.17	54.17	54.17	54.17	54.17

# Daily Summary Report

## CT1 - NH3 Slip



From: 04/01/2019 00:00 To: 06/30/2019 23:59 Facility Name: COLUSA GENERATING STATION  
 Generated: 07/03/2019 08:46 Location: Maxwell, CA

Red = Invalid or Excluded Data | Green = Edited Status | Blue = Edited Value | \* = Excess Emission

	Unit CT1 NOx, Inlet, Ppm 1 Hour(s)	Unit CT1 O2Dry, Inlet, Pct 1 Hour(s)	Unit CT1 NOx, Inlet, Ppmvdc 1 Hour(s)	Unit CT1 NH3, Inj, LbPerHr 1 Hour(s)	Unit CT1 ExhaustFlow, LbPerHr 1 Hour(s)	Unit CT1 HI, MBtuPerHr 1 Hour(s)	Unit CT1 NH3, Slip, Ppmvdc 1 Hour(s)	Unit CT1 NH3slip, LbPerHr 1 Hour(s)
06/11/2019 00:00	12.7	13.2	9.7	214.0	3,315,917.8	2,082.4	2.2	1.7
06/11/2019 01:00	10.2	13.7	8.4	131.2	3,061,320.1	1,631.9	1.4	0.8
06/11/2019 02:00	9.3	14.0	8.0	90.0	2,716,620.4	1,368.8	1.1	0.5
06/11/2019 03:00	9.4	13.9	7.9	101.3	3,087,754.3	1,555.8	1.1	0.6
06/11/2019 04:00	9.3	14.0	8.0	95.8	2,903,775.1	1,463.1	1.1	0.6
06/11/2019 05:00	9.3	14.0	8.0	86.5	2,729,719.3	1,375.4	1.0	0.6
06/11/2019 06:00	10.0	13.9	8.4	128.6	3,250,231.0	1,661.4	1.3	0.8
06/11/2019 07:00	10.7	13.9	9.0	136.5	3,077,487.9	1,573.1	1.5	0.9
06/11/2019 08:00	10.3	13.9	8.7	114.5	2,893,593.7	1,479.1	1.3	0.7
06/11/2019 09:00	9.9	14.0	8.5	113.1	2,712,849.6	1,366.9	1.4	0.7
06/11/2019 10:00	10.9	13.8	9.1	148.2	3,203,102.9	1,660.7	1.6	1.0
06/11/2019 11:00	11.6	13.6	9.4	159.0	3,235,405.8	1,724.7	1.7	1.2
06/11/2019 12:00	13.4	13.3	10.4	196.6	3,218,310.3	1,974.1	2.1	1.6
06/11/2019 13:00	17.4	15.1	17.7	153.4	2,215,207.0	1,019.1	2.2	0.8
06/11/2019 14:00	0.0	0.0	0.0	0.0	0.0	0.0	0.0	0.0
06/11/2019 15:00	0.0	0.0	0.0	0.0	0.0	0.0	0.0	0.0
06/11/2019 16:00	0.0	0.0	0.0	0.0	0.0	0.0	0.0	0.0
06/11/2019 17:00	44.0	16.1	54.1	238.9	2,025,530.8	665.6	3.4	0.9
06/11/2019 18:00	9.7	13.9	8.2	136.7	2,837,056.1	1,450.2	1.6	0.9
06/11/2019 19:00	11.2	13.7	9.2	136.1	3,119,434.6	1,640.1	1.5	1.0
06/11/2019 20:00	18.4	13.4	14.5	225.6	3,172,838.0	1,876.7	2.4	1.7
06/11/2019 21:00	14.9	13.3	11.6	210.6	3,201,934.6	2,034.2	2.2	1.6
06/11/2019 22:00	14.7	13.3	11.4	228.6	3,210,082.9	2,109.7	2.4	1.9
06/11/2019 23:00	13.9	13.2	10.7	216.8	3,189,865.7	2,143.0	2.3	1.9
<b>Average/Sum#:</b>	13.4	13.9	11.9	155.3	2,970,382.8	1,612.2	1.8	1.1
<b>Minimum:</b>	9.3	13.2	7.9	86.5	2,025,530.8	665.6	1.0	0.5
<b>Maximum:</b>	44.0	16.1	54.1	238.9	3,315,917.8	2,143.0	3.4	1.9
<b>%SI</b>	12.50	12.50	12.50	12.50	12.50	12.50	12.50	12.50

# Daily Summary Report

## CT1 - NH3 Slip



From: 04/01/2019 00:00 To: 06/30/2019 23:59 Facility Name: COLUSA GENERATING STATION  
 Generated: 07/03/2019 08:46 Location: Maxwell, CA

Red = Invalid or Excluded Data | Green = Edited Status | Blue = Edited Value | \* = Excess Emission

	Unit CT1 NOx, Inlet, Ppm 1 Hour(s)	Unit CT1 O2Dry, Inlet, Pct 1 Hour(s)	Unit CT1 NOx, Inlet, Ppmvdc 1 Hour(s)	Unit CT1 NH3, Inj, LbPerHr 1 Hour(s)	Unit CT1 ExhaustFlow, LbPerHr 1 Hour(s)	Unit CT1 HI, MBtuPerHr 1 Hour(s)	Unit CT1 NH3, Slip, Ppmvdc 1 Hour(s)	Unit CT1 NH3slip, LbPerHr 1 Hour(s)
06/12/2019 00:00	10.7	13.8	8.9	129.7	2,847,277.2	1,517.8	1.5	0.9
06/12/2019 01:00	9.3	14.0	8.0	87.7	2,549,114.0	1,284.4	1.1	0.5
06/12/2019 02:00	9.6	14.0	8.2	87.9	2,526,885.7	1,273.2	1.1	0.5
06/12/2019 03:00	9.6	14.0	8.2	87.9	2,525,893.4	1,272.7	1.1	0.5
06/12/2019 04:00	9.5	14.0	8.1	87.8	2,554,274.2	1,287.0	1.1	0.5
06/12/2019 05:00	9.6	14.0	8.2	88.2	2,619,768.4	1,320.0	1.1	0.5
06/12/2019 06:00	9.8	13.9	8.3	96.2	2,823,991.2	1,422.9	1.1	0.6
06/12/2019 07:00	10.4	13.8	8.6	109.6	2,940,019.1	1,524.3	1.2	0.8
06/12/2019 08:00	9.9	13.9	8.3	90.2	2,647,488.6	1,353.3	1.1	0.5
06/12/2019 09:00	9.9	14.0	8.5	89.1	2,643,782.9	1,332.1	1.1	0.5
06/12/2019 10:00	10.3	13.9	8.7	105.3	2,834,121.6	1,448.7	1.2	0.7
06/12/2019 11:00	12.4	13.5	9.9	173.3	3,164,100.7	1,732.9	1.9	1.2
06/12/2019 12:00	13.1	13.2	10.0	179.1	3,165,599.6	1,988.0	1.9	1.4
06/12/2019 13:00	12.6	13.2	9.7	189.1	3,155,153.8	2,073.6	2.1	1.7
06/12/2019 14:00	14.4	13.2	11.0	220.6	3,137,046.9	2,061.7	2.4	1.9
06/12/2019 15:00	14.0	13.2	10.7	218.9	3,110,419.3	2,044.2	2.4	1.8
06/12/2019 16:00	12.2	13.2	9.3	191.6	3,089,540.5	2,075.6	2.1	1.7
06/12/2019 17:00	12.8	13.2	9.8	198.2	3,103,830.1	2,085.2	2.2	1.7
06/12/2019 18:00	12.5	13.2	9.6	191.0	3,104,485.1	2,040.3	2.1	1.6
06/12/2019 19:00	13.1	13.2	10.0	197.4	3,121,826.0	2,028.9	2.2	1.6
06/12/2019 20:00	11.6	13.2	8.9	189.0	3,123,642.0	2,075.7	2.1	1.7
06/12/2019 21:00	13.4	13.2	10.3	216.5	3,160,631.5	2,077.2	2.4	1.9
06/12/2019 22:00	13.6	13.2	10.4	217.9	3,198,452.2	2,078.7	2.3	1.9
06/12/2019 23:00	17.4	14.7	16.6	197.5	2,454,643.6	1,236.8	2.7	1.2
<b>Average/Sum#:</b>	11.7	13.6	9.5	151.7	2,900,082.8	1,693.1	1.7	1.2
<b>Minimum:</b>	9.3	13.2	8.0	87.7	2,454,643.6	1,236.8	1.1	0.5
<b>Maximum:</b>	17.4	14.7	16.6	220.6	3,198,452.2	2,085.2	2.7	1.9
<b>%SI</b>	0.00	0.00	0.00	0.00	0.00	0.00	0.00	0.00

# Daily Summary Report

## CT1 - NH3 Slip



From: 04/01/2019 00:00 To: 06/30/2019 23:59 Facility Name: COLUSA GENERATING STATION  
 Generated: 07/03/2019 08:46 Location: Maxwell, CA

Red = Invalid or Excluded Data | Green = Edited Status | Blue = Edited Value | \* = Excess Emission

	Unit CT1 NOx, Inlet, Ppm 1 Hour(s)	Unit CT1 O2Dry, Inlet, Pct 1 Hour(s)	Unit CT1 NOx, Inlet, Ppmvdc 1 Hour(s)	Unit CT1 NH3, Inj, LbPerHr 1 Hour(s)	Unit CT1 ExhaustFlow, LbPerHr 1 Hour(s)	Unit CT1 HI, MBtuPerHr 1 Hour(s)	Unit CT1 NH3, Slip, Ppmvdc 1 Hour(s)	Unit CT1 NH3slip, LbPerHr 1 Hour(s)
06/13/2019 00:00	0.0	0.0	0.0	0.0	0.0	0.0	0.0	0.0
06/13/2019 01:00	0.0	0.0	0.0	0.0	0.0	0.0	0.0	0.0
06/13/2019 02:00	0.0	0.0	0.0	0.0	0.0	0.0	0.0	0.0
06/13/2019 03:00	0.0	0.0	0.0	0.0	0.0	0.0	0.0	0.0
06/13/2019 04:00	0.0	0.0	0.0	0.0	0.0	0.0	0.0	0.0
06/13/2019 05:00	0.0	0.0	0.0	0.0	0.0	0.0	0.0	0.0
06/13/2019 06:00	0.0	0.0	0.0	0.0	0.0	0.0	0.0	0.0
06/13/2019 07:00	0.0	0.0	0.0	0.0	0.0	0.0	0.0	0.0
06/13/2019 08:00	0.0	0.0	0.0	0.0	0.0	0.0	0.0	0.0
06/13/2019 09:00	0.0	0.0	0.0	0.0	0.0	0.0	0.0	0.0
06/13/2019 10:00	0.0	0.0	0.0	0.0	0.0	0.0	0.0	0.0
06/13/2019 11:00	0.0	0.0	0.0	0.0	0.0	0.0	0.0	0.0
06/13/2019 12:00	23.0	18.0	46.8	0.1	1,775,687.0	311.2	0.0	0.0
06/13/2019 13:00	49.2	15.7	55.8	206.9	1,986,202.4	739.7	3.1	0.9
06/13/2019 14:00	9.3	14.0	8.0	103.3	2,573,525.5	1,296.7	1.3	0.6
06/13/2019 15:00	9.6	13.9	8.1	89.8	2,696,773.7	1,358.8	1.1	0.5
06/13/2019 16:00	9.6	13.9	8.1	89.1	2,709,674.1	1,365.3	1.1	0.5
06/13/2019 17:00	10.5	13.8	8.7	113.8	2,892,419.9	1,478.5	1.3	0.7
06/13/2019 18:00	11.2	13.4	8.8	139.2	3,146,766.1	1,838.3	1.5	1.1
06/13/2019 19:00	12.0	13.2	9.2	172.4	3,132,904.5	2,036.1	1.9	1.4
06/13/2019 20:00	11.9	13.2	9.1	182.3	3,127,554.6	2,078.3	2.0	1.7
06/13/2019 21:00	16.5	14.7	15.7	163.4	2,403,637.5	1,211.1	2.2	1.0
06/13/2019 22:00	0.0	0.0	0.0	0.0	0.0	0.0	0.0	0.0
06/13/2019 23:00	0.0	0.0	0.0	0.0	0.0	0.0	0.0	0.0
<b>Average/Sum#:</b>	16.3	14.4	17.8	126.0	2,644,514.5	1,371.4	1.6	0.8
<b>Minimum:</b>	9.3	13.2	8.0	0.1	1,775,687.0	311.2	0.0	0.0
<b>Maximum:</b>	49.2	18.0	55.8	206.9	3,146,766.1	2,078.3	3.1	1.7
<b>%SI</b>	58.33	58.33	58.33	58.33	58.33	58.33	58.33	58.33



# Daily Summary Report

## CT1 - NH3 Slip



From: 04/01/2019 00:00 To: 06/30/2019 23:59 Facility Name: COLUSA GENERATING STATION  
 Generated: 07/03/2019 08:46 Location: Maxwell, CA

Red = Invalid or Excluded Data | Green = Edited Status | Blue = Edited Value | \* = Excess Emission

	Unit CT1 NOx, Inlet, Ppm 1 Hour(s)	Unit CT1 O2Dry, Inlet, Pct 1 Hour(s)	Unit CT1 NOx, Inlet, Ppmvdc 1 Hour(s)	Unit CT1 NH3, Inj, LbPerHr 1 Hour(s)	Unit CT1 ExhaustFlow, LbPerHr 1 Hour(s)	Unit CT1 HI, MBtuPerHr 1 Hour(s)	Unit CT1 NH3, Slip, Ppmvdc 1 Hour(s)	Unit CT1 NH3slip, LbPerHr 1 Hour(s)
06/14/2019 00:00	0.0	0.0	0.0	0.0	0.0	0.0	0.0	0.0
06/14/2019 01:00	0.0	0.0	0.0	0.0	0.0	0.0	0.0	0.0
06/14/2019 02:00	0.0	0.0	0.0	0.0	0.0	0.0	0.0	0.0
06/14/2019 03:00	0.0	0.0	0.0	0.0	0.0	0.0	0.0	0.0
06/14/2019 04:00	0.0	0.0	0.0	0.0	0.0	0.0	0.0	0.0
06/14/2019 05:00	0.0	0.0	0.0	0.0	0.0	0.0	0.0	0.0
06/14/2019 06:00	0.0	0.0	0.0	0.0	0.0	0.0	0.0	0.0
06/14/2019 07:00	0.0	0.0	0.0	0.0	0.0	0.0	0.0	0.0
06/14/2019 08:00	0.0	0.0	0.0	0.0	0.0	0.0	0.0	0.0
06/14/2019 09:00	0.0	0.0	0.0	0.0	0.0	0.0	0.0	0.0
06/14/2019 10:00	0.0	0.0	0.0	0.0	0.0	0.0	0.0	0.0
06/14/2019 11:00	0.0	0.0	0.0	0.0	0.0	0.0	0.0	0.0
06/14/2019 12:00	0.0	0.0	0.0	0.0	0.0	0.0	0.0	0.0
06/14/2019 13:00	0.0	0.0	0.0	0.0	0.0	0.0	0.0	0.0
06/14/2019 14:00	0.0	0.0	0.0	0.0	0.0	0.0	0.0	0.0
06/14/2019 15:00	0.0	0.0	0.0	0.0	0.0	0.0	0.0	0.0
06/14/2019 16:00	0.0	0.0	0.0	0.0	0.0	0.0	0.0	0.0
06/14/2019 17:00	0.0	0.0	0.0	0.0	0.0	0.0	0.0	0.0
06/14/2019 18:00	0.0	0.0	0.0	0.0	0.0	0.0	0.0	0.0
06/14/2019 19:00	0.0	0.0	0.0	0.0	0.0	0.0	0.0	0.0
06/14/2019 20:00	0.0	0.0	0.0	0.0	0.0	0.0	0.0	0.0
06/14/2019 21:00	0.0	0.0	0.0	0.0	0.0	0.0	0.0	0.0
06/14/2019 22:00	0.0	0.0	0.0	0.0	0.0	0.0	0.0	0.0
06/14/2019 23:00	0.0	0.0	0.0	0.0	0.0	0.0	0.0	0.0
Average/Sum#:	0.0	0.0	0.0	0.0	0.0	0.0	0.0	0.0
Minimum:	0.0	0.0	0.0	0.0	0.0	0.0	0.0	0.0
Maximum:	0.0	0.0	0.0	0.0	0.0	0.0	0.0	0.0
%SI	100.00	100.00	100.00	100.00	100.00	100.00	100.00	100.00

# Daily Summary Report

## CT1 - NH3 Slip



From: 04/01/2019 00:00 To: 06/30/2019 23:59 Facility Name: COLUSA GENERATING STATION  
 Generated: 07/03/2019 08:46 Location: Maxwell, CA

Red = Invalid or Excluded Data | Green = Edited Status | Blue = Edited Value | \* = Excess Emission

	Unit CT1 NOx, Inlet, Ppm 1 Hour(s)	Unit CT1 O2Dry, Inlet, Pct 1 Hour(s)	Unit CT1 NOx, Inlet, Ppmvdc 1 Hour(s)	Unit CT1 NH3, Inj, LbPerHr 1 Hour(s)	Unit CT1 ExhaustFlow, LbPerHr 1 Hour(s)	Unit CT1 HI, MBtuPerHr 1 Hour(s)	Unit CT1 NH3, Slip, Ppmvdc 1 Hour(s)	Unit CT1 NH3slip, LbPerHr 1 Hour(s)
06/15/2019 00:00	0.0	0.0	0.0	0.0	0.0	0.0	0.0	0.0
06/15/2019 01:00	0.0	0.0	0.0	0.0	0.0	0.0	0.0	0.0
06/15/2019 02:00	0.0	0.0	0.0	0.0	0.0	0.0	0.0	0.0
06/15/2019 03:00	0.0	0.0	0.0	0.0	0.0	0.0	0.0	0.0
06/15/2019 04:00	0.0	0.0	0.0	0.0	0.0	0.0	0.0	0.0
06/15/2019 05:00	0.0	0.0	0.0	0.0	0.0	0.0	0.0	0.0
06/15/2019 06:00	0.0	0.0	0.0	0.0	0.0	0.0	0.0	0.0
06/15/2019 07:00	0.0	0.0	0.0	0.0	0.0	0.0	0.0	0.0
06/15/2019 08:00	0.0	0.0	0.0	0.0	0.0	0.0	0.0	0.0
06/15/2019 09:00	0.0	0.0	0.0	0.0	0.0	0.0	0.0	0.0
06/15/2019 10:00	0.0	0.0	0.0	0.0	0.0	0.0	0.0	0.0
06/15/2019 11:00	0.0	0.0	0.0	0.0	0.0	0.0	0.0	0.0
06/15/2019 12:00	0.0	0.0	0.0	0.0	0.0	0.0	0.0	0.0
06/15/2019 13:00	0.0	0.0	0.0	0.0	0.0	0.0	0.0	0.0
06/15/2019 14:00	0.0	0.0	0.0	0.0	0.0	0.0	0.0	0.0
06/15/2019 15:00	0.0	0.0	0.0	0.0	0.0	0.0	0.0	0.0
06/15/2019 16:00	0.0	0.0	0.0	0.0	0.0	0.0	0.0	0.0
06/15/2019 17:00	0.0	0.0	0.0	0.0	0.0	0.0	0.0	0.0
06/15/2019 18:00	0.0	0.0	0.0	0.0	0.0	0.0	0.0	0.0
06/15/2019 19:00	0.0	0.0	0.0	0.0	0.0	0.0	0.0	0.0
06/15/2019 20:00	0.0	0.0	0.0	0.0	0.0	0.0	0.0	0.0
06/15/2019 21:00	0.0	0.0	0.0	0.0	0.0	0.0	0.0	0.0
06/15/2019 22:00	0.0	0.0	0.0	0.0	0.0	0.0	0.0	0.0
06/15/2019 23:00	0.0	0.0	0.0	0.0	0.0	0.0	0.0	0.0
Average/Sum#:	0.0	0.0	0.0	0.0	0.0	0.0	0.0	0.0
Minimum:	0.0	0.0	0.0	0.0	0.0	0.0	0.0	0.0
Maximum:	0.0	0.0	0.0	0.0	0.0	0.0	0.0	0.0
%SI	100.00	100.00	100.00	100.00	100.00	100.00	100.00	100.00

# Daily Summary Report

## CT1 - NH3 Slip



From: 04/01/2019 00:00 To: 06/30/2019 23:59 Facility Name: COLUSA GENERATING STATION  
 Generated: 07/03/2019 08:46 Location: Maxwell, CA

Red = Invalid or Excluded Data | Green = Edited Status | Blue = Edited Value | \* = Excess Emission

	Unit CT1 NOx, Inlet, Ppm 1 Hour(s)	Unit CT1 O2Dry, Inlet, Pct 1 Hour(s)	Unit CT1 NOx, Inlet, Ppmvdc 1 Hour(s)	Unit CT1 NH3, Inj, LbPerHr 1 Hour(s)	Unit CT1 ExhaustFlow, LbPerHr 1 Hour(s)	Unit CT1 HI, MBtuPerHr 1 Hour(s)	Unit CT1 NH3, Slip, Ppmvdc 1 Hour(s)	Unit CT1 NH3slip, LbPerHr 1 Hour(s)
06/16/2019 00:00	0.0	0.0	0.0	0.0	0.0	0.0	0.0	0.0
06/16/2019 01:00	0.0	0.0	0.0	0.0	0.0	0.0	0.0	0.0
06/16/2019 02:00	0.0	0.0	0.0	0.0	0.0	0.0	0.0	0.0
06/16/2019 03:00	0.0	0.0	0.0	0.0	0.0	0.0	0.0	0.0
06/16/2019 04:00	0.0	0.0	0.0	0.0	0.0	0.0	0.0	0.0
06/16/2019 05:00	0.0	0.0	0.0	0.0	0.0	0.0	0.0	0.0
06/16/2019 06:00	0.0	0.0	0.0	0.0	0.0	0.0	0.0	0.0
06/16/2019 07:00	0.0	0.0	0.0	0.0	0.0	0.0	0.0	0.0
06/16/2019 08:00	0.0	0.0	0.0	0.0	0.0	0.0	0.0	0.0
06/16/2019 09:00	0.0	0.0	0.0	0.0	0.0	0.0	0.0	0.0
06/16/2019 10:00	0.0	0.0	0.0	0.0	0.0	0.0	0.0	0.0
06/16/2019 11:00	0.0	0.0	0.0	0.0	0.0	0.0	0.0	0.0
06/16/2019 12:00	0.0	0.0	0.0	0.0	0.0	0.0	0.0	0.0
06/16/2019 13:00	0.0	0.0	0.0	0.0	0.0	0.0	0.0	0.0
06/16/2019 14:00	0.0	0.0	0.0	0.0	0.0	0.0	0.0	0.0
06/16/2019 15:00	0.0	0.0	0.0	0.0	0.0	0.0	0.0	0.0
06/16/2019 16:00	0.0	0.0	0.0	0.0	0.0	0.0	0.0	0.0
06/16/2019 17:00	0.0	0.0	0.0	0.0	0.0	0.0	0.0	0.0
06/16/2019 18:00	0.0	0.0	0.0	0.0	0.0	0.0	0.0	0.0
06/16/2019 19:00	0.0	0.0	0.0	0.0	0.0	0.0	0.0	0.0
06/16/2019 20:00	0.0	0.0	0.0	0.0	0.0	0.0	0.0	0.0
06/16/2019 21:00	0.0	0.0	0.0	0.0	0.0	0.0	0.0	0.0
06/16/2019 22:00	0.0	0.0	0.0	0.0	0.0	0.0	0.0	0.0
06/16/2019 23:00	0.0	0.0	0.0	0.0	0.0	0.0	0.0	0.0
Average/Sum#:	0.0	0.0	0.0	0.0	0.0	0.0	0.0	0.0
Minimum:	0.0	0.0	0.0	0.0	0.0	0.0	0.0	0.0
Maximum:	0.0	0.0	0.0	0.0	0.0	0.0	0.0	0.0
%SI	100.00	100.00	100.00	100.00	100.00	100.00	100.00	100.00

# Daily Summary Report

## CT1 - NH3 Slip



From: 04/01/2019 00:00 To: 06/30/2019 23:59 Facility Name: COLUSA GENERATING STATION  
 Generated: 07/03/2019 08:46 Location: Maxwell, CA

Red = Invalid or Excluded Data | Green = Edited Status | Blue = Edited Value | \* = Excess Emission

	Unit CT1 NOx, Inlet, Ppm 1 Hour(s)	Unit CT1 O2Dry, Inlet, Pct 1 Hour(s)	Unit CT1 NOx, Inlet, Ppmvdc 1 Hour(s)	Unit CT1 NH3, Inj, LbPerHr 1 Hour(s)	Unit CT1 ExhaustFlow, LbPerHr 1 Hour(s)	Unit CT1 HI, MBtuPerHr 1 Hour(s)	Unit CT1 NH3, Slip, Ppmvdc 1 Hour(s)	Unit CT1 NH3slip, LbPerHr 1 Hour(s)
06/17/2019 00:00	0.0	0.0	0.0	0.0	0.0	0.0	0.0	0.0
06/17/2019 01:00	0.0	0.0	0.0	0.0	0.0	0.0	0.0	0.0
06/17/2019 02:00	0.0	0.0	0.0	0.0	0.0	0.0	0.0	0.0
06/17/2019 03:00	0.0	0.0	0.0	0.0	0.0	0.0	0.0	0.0
06/17/2019 04:00	0.0	0.0	0.0	0.0	0.0	0.0	0.0	0.0
06/17/2019 05:00	0.0	0.0	0.0	0.0	0.0	0.0	0.0	0.0
06/17/2019 06:00	0.0	0.0	0.0	0.0	0.0	0.0	0.0	0.0
06/17/2019 07:00	0.0	0.0	0.0	0.0	0.0	0.0	0.0	0.0
06/17/2019 08:00	0.0	0.0	0.0	0.0	0.0	0.0	0.0	0.0
06/17/2019 09:00	0.0	0.0	0.0	0.0	0.0	0.0	0.0	0.0
06/17/2019 10:00	0.0	0.0	0.0	0.0	0.0	0.0	0.0	0.0
06/17/2019 11:00	36.5	17.2	58.2	34.3	1,848,722.9	472.5	0.0	0.0
06/17/2019 12:00	37.7	14.7	35.9	228.4	2,193,950.4	993.3	3.4	1.3
06/17/2019 13:00	10.0	13.8	8.3	114.9	3,033,371.4	1,572.7	1.3	0.8
06/17/2019 14:00	10.2	13.8	8.5	126.0	3,056,516.6	1,584.7	1.4	0.8
06/17/2019 15:00	10.1	13.8	8.4	119.7	3,146,975.8	1,631.6	1.3	0.8
06/17/2019 16:00	10.1	13.8	8.4	118.3	2,853,224.6	1,479.3	1.4	0.7
06/17/2019 17:00	11.6	13.4	9.1	144.3	3,115,273.5	1,865.4	1.6	1.1
06/17/2019 18:00	12.2	13.2	9.3	185.6	3,087,605.4	2,074.3	2.1	1.7
06/17/2019 19:00	12.2	13.1	9.2	192.5	3,053,239.8	2,118.1	2.2	1.7
06/17/2019 20:00	12.0	13.1	9.1	191.7	3,078,291.2	2,113.0	2.2	1.7
06/17/2019 21:00	11.9	13.2	9.1	188.4	3,110,230.7	2,089.5	2.1	1.7
06/17/2019 22:00	11.9	13.2	9.1	187.9	3,108,894.3	2,065.9	2.1	1.7
06/17/2019 23:00	16.8	14.7	16.0	169.4	2,355,605.6	1,204.1	2.4	1.1
<b>Average/Sum#:</b>	15.6	13.9	15.3	154.0	2,849,377.1	1,635.7	1.8	1.2
<b>Minimum:</b>	10.0	13.1	8.3	34.3	1,848,722.9	472.5	0.0	0.0
<b>Maximum:</b>	37.7	17.2	58.2	228.4	3,146,975.8	2,118.1	3.4	1.7
<b>%SI</b>	45.83	45.83	45.83	45.83	45.83	45.83	45.83	45.83

# Daily Summary Report

## CT1 - NH3 Slip



From: 04/01/2019 00:00 To: 06/30/2019 23:59 Facility Name: COLUSA GENERATING STATION  
 Generated: 07/03/2019 08:46 Location: Maxwell, CA

Red = Invalid or Excluded Data | Green = Edited Status | Blue = Edited Value | \* = Excess Emission

	Unit CT1 NOx, Inlet, Ppm 1 Hour(s)	Unit CT1 O2Dry, Inlet, Pct 1 Hour(s)	Unit CT1 NOx, Inlet, Ppmvdc 1 Hour(s)	Unit CT1 NH3, Inj, LbPerHr 1 Hour(s)	Unit CT1 ExhaustFlow, LbPerHr 1 Hour(s)	Unit CT1 HI, MBtuPerHr 1 Hour(s)	Unit CT1 NH3, Slip, Ppmvdc 1 Hour(s)	Unit CT1 NH3slip, LbPerHr 1 Hour(s)
06/18/2019 00:00	0.0	0.0	0.0	0.0	0.0	0.0	0.0	0.0
06/18/2019 01:00	0.0	0.0	0.0	0.0	0.0	0.0	0.0	0.0
06/18/2019 02:00	0.0	0.0	0.0	0.0	0.0	0.0	0.0	0.0
06/18/2019 03:00	0.0	0.0	0.0	0.0	0.0	0.0	0.0	0.0
06/18/2019 04:00	0.0	0.0	0.0	0.0	0.0	0.0	0.0	0.0
06/18/2019 05:00	0.0	0.0	0.0	0.0	0.0	0.0	0.0	0.0
06/18/2019 06:00	0.0	0.0	0.0	0.0	0.0	0.0	0.0	0.0
06/18/2019 07:00	0.0	0.0	0.0	0.0	0.0	0.0	0.0	0.0
06/18/2019 08:00	0.0	0.0	0.0	0.0	0.0	0.0	0.0	0.0
06/18/2019 09:00	0.0	0.0	0.0	0.0	0.0	0.0	0.0	0.0
06/18/2019 10:00	0.0	0.0	0.0	0.0	0.0	0.0	0.0	0.0
06/18/2019 11:00	0.0	0.0	0.0	0.0	0.0	0.0	0.0	0.0
06/18/2019 12:00	0.0	0.0	0.0	0.0	0.0	0.0	0.0	0.0
06/18/2019 13:00	0.0	0.0	0.0	0.0	0.0	0.0	0.0	0.0
06/18/2019 14:00	46.6	17.3	76.4	0.1	1,794,775.9	432.5	0.0	0.0
06/18/2019 15:00	28.3	14.6	26.5	184.9	2,423,218.5	1,097.1	2.5	1.1
06/18/2019 16:00	9.7	13.7	7.9	112.9	3,209,853.6	1,664.2	1.2	0.8
06/18/2019 17:00	10.0	13.8	8.3	119.1	2,915,330.9	1,511.5	1.4	0.8
06/18/2019 18:00	11.4	13.4	9.0	150.5	3,185,179.7	1,884.0	1.6	1.1
06/18/2019 19:00	12.0	13.3	9.3	190.1	3,096,536.5	2,080.3	2.1	1.7
06/18/2019 20:00	11.8	13.2	9.0	197.8	3,143,049.8	2,134.5	2.2	1.7
06/18/2019 21:00	11.7	13.2	9.0	196.7	3,172,152.5	2,131.1	2.1	1.7
06/18/2019 22:00	11.4	13.3	8.9	166.1	3,151,126.1	1,955.9	1.8	1.4
06/18/2019 23:00	22.1	16.2	27.7	160.7	1,584,773.1	590.2	3.3	0.8
<b>Average/Sum#:</b>	17.5	14.2	19.2	147.9	2,767,599.7	1,548.1	1.8	1.1
<b>Minimum:</b>	9.7	13.2	7.9	0.1	1,584,773.1	432.5	0.0	0.0
<b>Maximum:</b>	46.6	17.3	76.4	197.8	3,209,853.6	2,134.5	3.3	1.7
<b>%SI</b>	58.33	58.33	58.33	58.33	58.33	58.33	58.33	58.33

# Daily Summary Report

## CT1 - NH3 Slip



From: 04/01/2019 00:00 To: 06/30/2019 23:59 Facility Name: COLUSA GENERATING STATION  
 Generated: 07/03/2019 08:46 Location: Maxwell, CA

Red = Invalid or Excluded Data | Green = Edited Status | Blue = Edited Value | \* = Excess Emission

	Unit CT1 NOx, Inlet, Ppm 1 Hour(s)	Unit CT1 O2Dry, Inlet, Pct 1 Hour(s)	Unit CT1 NOx, Inlet, Ppmvdc 1 Hour(s)	Unit CT1 NH3, Inj, LbPerHr 1 Hour(s)	Unit CT1 ExhaustFlow, LbPerHr 1 Hour(s)	Unit CT1 HI, MBtuPerHr 1 Hour(s)	Unit CT1 NH3, Slip, Ppmvdc 1 Hour(s)	Unit CT1 NH3slip, LbPerHr 1 Hour(s)
06/19/2019 00:00	0.0	0.0	0.0	0.0	0.0	0.0	0.0	0.0
06/19/2019 01:00	0.0	0.0	0.0	0.0	0.0	0.0	0.0	0.0
06/19/2019 02:00	0.0	0.0	0.0	0.0	0.0	0.0	0.0	0.0
06/19/2019 03:00	0.0	0.0	0.0	0.0	0.0	0.0	0.0	0.0
06/19/2019 04:00	0.0	0.0	0.0	0.0	0.0	0.0	0.0	0.0
06/19/2019 05:00	0.0	0.0	0.0	0.0	0.0	0.0	0.0	0.0
06/19/2019 06:00	0.0	0.0	0.0	0.0	0.0	0.0	0.0	0.0
06/19/2019 07:00	0.0	0.0	0.0	0.0	0.0	0.0	0.0	0.0
06/19/2019 08:00	0.0	0.0	0.0	0.0	0.0	0.0	0.0	0.0
06/19/2019 09:00	0.0	0.0	0.0	0.0	0.0	0.0	0.0	0.0
06/19/2019 10:00	0.0	0.0	0.0	0.0	0.0	0.0	0.0	0.0
06/19/2019 11:00	0.0	0.0	0.0	0.0	0.0	0.0	0.0	0.0
06/19/2019 12:00	0.0	0.0	0.0	0.0	0.0	0.0	0.0	0.0
06/19/2019 13:00	0.0	0.0	0.0	0.0	0.0	0.0	0.0	0.0
06/19/2019 14:00	0.0	0.0	0.0	0.0	0.0	0.0	0.0	0.0
06/19/2019 15:00	0.0	0.0	0.0	0.0	0.0	0.0	0.0	0.0
06/19/2019 16:00	0.0	0.0	0.0	0.0	0.0	0.0	0.0	0.0
06/19/2019 17:00	0.0	0.0	0.0	0.0	0.0	0.0	0.0	0.0
06/19/2019 18:00	0.0	0.0	0.0	0.0	0.0	0.0	0.0	0.0
06/19/2019 19:00	0.0	0.0	0.0	0.0	0.0	0.0	0.0	0.0
06/19/2019 20:00	0.0	0.0	0.0	0.0	0.0	0.0	0.0	0.0
06/19/2019 21:00	0.0	0.0	0.0	0.0	0.0	0.0	0.0	0.0
06/19/2019 22:00	0.0	0.0	0.0	0.0	0.0	0.0	0.0	0.0
06/19/2019 23:00	0.0	0.0	0.0	0.0	0.0	0.0	0.0	0.0
Average/Sum#:	0.0	0.0	0.0	0.0	0.0	0.0	0.0	0.0
Minimum:	0.0	0.0	0.0	0.0	0.0	0.0	0.0	0.0
Maximum:	0.0	0.0	0.0	0.0	0.0	0.0	0.0	0.0
%SI	100.00	100.00	100.00	100.00	100.00	100.00	100.00	100.00

# Daily Summary Report

## CT1 - NH3 Slip



From: 04/01/2019 00:00 To: 06/30/2019 23:59 Facility Name: COLUSA GENERATING STATION  
 Generated: 07/03/2019 08:46 Location: Maxwell, CA

Red = Invalid or Excluded Data | Green = Edited Status | Blue = Edited Value | \* = Excess Emission

	Unit CT1 NOx, Inlet, Ppm 1 Hour(s)	Unit CT1 O2Dry, Inlet, Pct 1 Hour(s)	Unit CT1 NOx, Inlet, Ppmvdc 1 Hour(s)	Unit CT1 NH3, Inj, LbPerHr 1 Hour(s)	Unit CT1 ExhaustFlow, LbPerHr 1 Hour(s)	Unit CT1 HI, MBtuPerHr 1 Hour(s)	Unit CT1 NH3, Slip, Ppmvdc 1 Hour(s)	Unit CT1 NH3slip, LbPerHr 1 Hour(s)
06/20/2019 00:00	0.0	0.0	0.0	0.0	0.0	0.0	0.0	0.0
06/20/2019 01:00	0.0	0.0	0.0	0.0	0.0	0.0	0.0	0.0
06/20/2019 02:00	0.0	0.0	0.0	0.0	0.0	0.0	0.0	0.0
06/20/2019 03:00	0.0	0.0	0.0	0.0	0.0	0.0	0.0	0.0
06/20/2019 04:00	0.0	0.0	0.0	0.0	0.0	0.0	0.0	0.0
06/20/2019 05:00	0.0	0.0	0.0	0.0	0.0	0.0	0.0	0.0
06/20/2019 06:00	0.0	0.0	0.0	0.0	0.0	0.0	0.0	0.0
06/20/2019 07:00	0.0	0.0	0.0	0.0	0.0	0.0	0.0	0.0
06/20/2019 08:00	0.0	0.0	0.0	0.0	0.0	0.0	0.0	0.0
06/20/2019 09:00	0.0	0.0	0.0	0.0	0.0	0.0	0.0	0.0
06/20/2019 10:00	0.0	0.0	0.0	0.0	0.0	0.0	0.0	0.0
06/20/2019 11:00	0.0	0.0	0.0	0.0	0.0	0.0	0.0	0.0
06/20/2019 12:00	0.0	0.0	0.0	0.0	0.0	0.0	0.0	0.0
06/20/2019 13:00	0.0	0.0	0.0	0.0	0.0	0.0	0.0	0.0
06/20/2019 14:00	0.0	0.0	0.0	0.0	0.0	0.0	0.0	0.0
06/20/2019 15:00	0.0	0.0	0.0	0.0	0.0	0.0	0.0	0.0
06/20/2019 16:00	0.0	0.0	0.0	0.0	0.0	0.0	0.0	0.0
06/20/2019 17:00	0.0	0.0	0.0	0.0	0.0	0.0	0.0	0.0
06/20/2019 18:00	0.0	0.0	0.0	0.0	0.0	0.0	0.0	0.0
06/20/2019 19:00	0.0	0.0	0.0	0.0	0.0	0.0	0.0	0.0
06/20/2019 20:00	0.0	0.0	0.0	0.0	0.0	0.0	0.0	0.0
06/20/2019 21:00	0.0	0.0	0.0	0.0	0.0	0.0	0.0	0.0
06/20/2019 22:00	0.0	0.0	0.0	0.0	0.0	0.0	0.0	0.0
06/20/2019 23:00	0.0	0.0	0.0	0.0	0.0	0.0	0.0	0.0
<b>Average/Sum#:</b>	0.0	0.0	0.0	0.0	0.0	0.0	0.0	0.0
<b>Minimum:</b>	0.0	0.0	0.0	0.0	0.0	0.0	0.0	0.0
<b>Maximum:</b>	0.0	0.0	0.0	0.0	0.0	0.0	0.0	0.0
<b>%SI</b>	100.00	100.00	100.00	100.00	100.00	100.00	100.00	100.00

# Daily Summary Report

## CT1 - NH3 Slip



From: 04/01/2019 00:00 To: 06/30/2019 23:59 Facility Name: COLUSA GENERATING STATION  
 Generated: 07/03/2019 08:46 Location: Maxwell, CA

Red = Invalid or Excluded Data | Green = Edited Status | Blue = Edited Value | \* = Excess Emission

	Unit CT1 NOx, Inlet, Ppm 1 Hour(s)	Unit CT1 O2Dry, Inlet, Pct 1 Hour(s)	Unit CT1 NOx, Inlet, Ppmvdc 1 Hour(s)	Unit CT1 NH3, Inj, LbPerHr 1 Hour(s)	Unit CT1 ExhaustFlow, LbPerHr 1 Hour(s)	Unit CT1 HI, MBtuPerHr 1 Hour(s)	Unit CT1 NH3, Slip, Ppmvdc 1 Hour(s)	Unit CT1 NH3slip, LbPerHr 1 Hour(s)
06/21/2019 00:00	0.0	0.0	0.0	0.0	0.0	0.0	0.0	0.0
06/21/2019 01:00	0.0	0.0	0.0	0.0	0.0	0.0	0.0	0.0
06/21/2019 02:00	0.0	0.0	0.0	0.0	0.0	0.0	0.0	0.0
06/21/2019 03:00	0.0	0.0	0.0	0.0	0.0	0.0	0.0	0.0
06/21/2019 04:00	0.0	0.0	0.0	0.0	0.0	0.0	0.0	0.0
06/21/2019 05:00	0.0	0.0	0.0	0.0	0.0	0.0	0.0	0.0
06/21/2019 06:00	0.0	0.0	0.0	0.0	0.0	0.0	0.0	0.0
06/21/2019 07:00	0.0	0.0	0.0	0.0	0.0	0.0	0.0	0.0
06/21/2019 08:00	0.0	0.0	0.0	0.0	0.0	0.0	0.0	0.0
06/21/2019 09:00	0.0	0.0	0.0	0.0	0.0	0.0	0.0	0.0
06/21/2019 10:00	0.0	0.0	0.0	0.0	0.0	0.0	0.0	0.0
06/21/2019 11:00	0.0	0.0	0.0	0.0	0.0	0.0	0.0	0.0
06/21/2019 12:00	0.0	0.0	0.0	0.0	0.0	0.0	0.0	0.0
06/21/2019 13:00	0.0	0.0	0.0	0.0	0.0	0.0	0.0	0.0
06/21/2019 14:00	0.0	0.0	0.0	0.0	0.0	0.0	0.0	0.0
06/21/2019 15:00	0.0	0.0	0.0	0.0	0.0	0.0	0.0	0.0
06/21/2019 16:00	0.0	0.0	0.0	0.0	0.0	0.0	0.0	0.0
06/21/2019 17:00	0.0	0.0	0.0	0.0	0.0	0.0	0.0	0.0
06/21/2019 18:00	0.0	0.0	0.0	0.0	0.0	0.0	0.0	0.0
06/21/2019 19:00	0.0	0.0	0.0	0.0	0.0	0.0	0.0	0.0
06/21/2019 20:00	0.0	0.0	0.0	0.0	0.0	0.0	0.0	0.0
06/21/2019 21:00	0.0	0.0	0.0	0.0	0.0	0.0	0.0	0.0
06/21/2019 22:00	0.0	0.0	0.0	0.0	0.0	0.0	0.0	0.0
06/21/2019 23:00	0.0	0.0	0.0	0.0	0.0	0.0	0.0	0.0
Average/Sum#:	0.0	0.0	0.0	0.0	0.0	0.0	0.0	0.0
Minimum:	0.0	0.0	0.0	0.0	0.0	0.0	0.0	0.0
Maximum:	0.0	0.0	0.0	0.0	0.0	0.0	0.0	0.0
%SI	100.00	100.00	100.00	100.00	100.00	100.00	100.00	100.00



# Daily Summary Report

## CT1 - NH3 Slip



From: 04/01/2019 00:00 To: 06/30/2019 23:59 Facility Name: COLUSA GENERATING STATION  
 Generated: 07/03/2019 08:46 Location: Maxwell, CA

Red = Invalid or Excluded Data | Green = Edited Status | Blue = Edited Value | \* = Excess Emission

	Unit CT1 NOx, Inlet, Ppm 1 Hour(s)	Unit CT1 O2Dry, Inlet, Pct 1 Hour(s)	Unit CT1 NOx, Inlet, Ppmvdc 1 Hour(s)	Unit CT1 NH3, Inj, LbPerHr 1 Hour(s)	Unit CT1 ExhaustFlow, LbPerHr 1 Hour(s)	Unit CT1 HI, MBtuPerHr 1 Hour(s)	Unit CT1 NH3, Slip, Ppmvdc 1 Hour(s)	Unit CT1 NH3slip, LbPerHr 1 Hour(s)
06/22/2019 00:00	0.0	0.0	0.0	0.0	0.0	0.0	0.0	0.0
06/22/2019 01:00	0.0	0.0	0.0	0.0	0.0	0.0	0.0	0.0
06/22/2019 02:00	0.0	0.0	0.0	0.0	0.0	0.0	0.0	0.0
06/22/2019 03:00	0.0	0.0	0.0	0.0	0.0	0.0	0.0	0.0
06/22/2019 04:00	0.0	0.0	0.0	0.0	0.0	0.0	0.0	0.0
06/22/2019 05:00	0.0	0.0	0.0	0.0	0.0	0.0	0.0	0.0
06/22/2019 06:00	0.0	0.0	0.0	0.0	0.0	0.0	0.0	0.0
06/22/2019 07:00	0.0	0.0	0.0	0.0	0.0	0.0	0.0	0.0
06/22/2019 08:00	0.0	0.0	0.0	0.0	0.0	0.0	0.0	0.0
06/22/2019 09:00	0.0	0.0	0.0	0.0	0.0	0.0	0.0	0.0
06/22/2019 10:00	0.0	0.0	0.0	0.0	0.0	0.0	0.0	0.0
06/22/2019 11:00	0.0	0.0	0.0	0.0	0.0	0.0	0.0	0.0
06/22/2019 12:00	0.0	0.0	0.0	0.0	0.0	0.0	0.0	0.0
06/22/2019 13:00	0.0	0.0	0.0	0.0	0.0	0.0	0.0	0.0
06/22/2019 14:00	0.0	0.0	0.0	0.0	0.0	0.0	0.0	0.0
06/22/2019 15:00	0.0	0.0	0.0	0.0	0.0	0.0	0.0	0.0
06/22/2019 16:00	0.0	0.0	0.0	0.0	0.0	0.0	0.0	0.0
06/22/2019 17:00	0.0	0.0	0.0	0.0	0.0	0.0	0.0	0.0
06/22/2019 18:00	0.0	0.0	0.0	0.0	0.0	0.0	0.0	0.0
06/22/2019 19:00	0.0	0.0	0.0	0.0	0.0	0.0	0.0	0.0
06/22/2019 20:00	0.0	0.0	0.0	0.0	0.0	0.0	0.0	0.0
06/22/2019 21:00	0.0	0.0	0.0	0.0	0.0	0.0	0.0	0.0
06/22/2019 22:00	0.0	0.0	0.0	0.0	0.0	0.0	0.0	0.0
06/22/2019 23:00	0.0	0.0	0.0	0.0	0.0	0.0	0.0	0.0
Average/Sum#:	0.0	0.0	0.0	0.0	0.0	0.0	0.0	0.0
Minimum:	0.0	0.0	0.0	0.0	0.0	0.0	0.0	0.0
Maximum:	0.0	0.0	0.0	0.0	0.0	0.0	0.0	0.0
%SI	100.00	100.00	100.00	100.00	100.00	100.00	100.00	100.00

# Daily Summary Report

## CT1 - NH3 Slip



From: 04/01/2019 00:00 To: 06/30/2019 23:59 Facility Name: COLUSA GENERATING STATION  
 Generated: 07/03/2019 08:46 Location: Maxwell, CA

Red = Invalid or Excluded Data | Green = Edited Status | Blue = Edited Value | \* = Excess Emission

	Unit CT1 NOx, Inlet, Ppm 1 Hour(s)	Unit CT1 O2Dry, Inlet, Pct 1 Hour(s)	Unit CT1 NOx, Inlet, Ppmvdc 1 Hour(s)	Unit CT1 NH3, Inj, LbPerHr 1 Hour(s)	Unit CT1 ExhaustFlow, LbPerHr 1 Hour(s)	Unit CT1 HI, MBtuPerHr 1 Hour(s)	Unit CT1 NH3, Slip, Ppmvdc 1 Hour(s)	Unit CT1 NH3slip, LbPerHr 1 Hour(s)
06/23/2019 00:00	0.0	0.0	0.0	0.0	0.0	0.0	0.0	0.0
06/23/2019 01:00	0.0	0.0	0.0	0.0	0.0	0.0	0.0	0.0
06/23/2019 02:00	0.0	0.0	0.0	0.0	0.0	0.0	0.0	0.0
06/23/2019 03:00	0.0	0.0	0.0	0.0	0.0	0.0	0.0	0.0
06/23/2019 04:00	0.0	0.0	0.0	0.0	0.0	0.0	0.0	0.0
06/23/2019 05:00	0.0	0.0	0.0	0.0	0.0	0.0	0.0	0.0
06/23/2019 06:00	0.0	0.0	0.0	0.0	0.0	0.0	0.0	0.0
06/23/2019 07:00	0.0	0.0	0.0	0.0	0.0	0.0	0.0	0.0
06/23/2019 08:00	0.0	0.0	0.0	0.0	0.0	0.0	0.0	0.0
06/23/2019 09:00	0.0	0.0	0.0	0.0	0.0	0.0	0.0	0.0
06/23/2019 10:00	0.0	0.0	0.0	0.0	0.0	0.0	0.0	0.0
06/23/2019 11:00	0.0	0.0	0.0	0.0	0.0	0.0	0.0	0.0
06/23/2019 12:00	0.0	0.0	0.0	0.0	0.0	0.0	0.0	0.0
06/23/2019 13:00	0.0	0.0	0.0	0.0	0.0	0.0	0.0	0.0
06/23/2019 14:00	39.9	17.3	65.4	32.5	1,855,972.8	460.8	0.0	0.0
06/23/2019 15:00	27.6	14.7	26.3	211.8	2,555,211.2	1,138.2	2.7	1.1
06/23/2019 16:00	9.3	13.8	7.7	110.1	3,212,474.0	1,642.1	1.1	0.7
06/23/2019 17:00	10.7	13.6	8.6	141.1	3,196,680.6	1,727.4	1.5	1.0
06/23/2019 18:00	11.9	13.2	9.1	164.9	3,276,952.0	2,034.0	1.7	1.4
06/23/2019 19:00	11.9	13.2	9.1	200.3	3,198,671.0	2,102.2	2.2	1.7
06/23/2019 20:00	11.9	13.2	9.1	194.9	3,205,518.2	2,106.7	2.1	1.7
06/23/2019 21:00	14.5	14.0	12.4	193.9	2,812,626.5	1,643.1	2.3	1.5
06/23/2019 22:00	0.0	0.0	0.0	0.0	0.0	0.0	0.0	0.0
06/23/2019 23:00	0.0	0.0	0.0	0.0	0.0	0.0	0.0	0.0
<b>Average/Sum#:</b>	17.2	14.1	18.5	156.2	2,914,263.3	1,606.8	1.7	1.1
<b>Minimum:</b>	9.3	13.2	7.7	32.5	1,855,972.8	460.8	0.0	0.0
<b>Maximum:</b>	39.9	17.3	65.4	211.8	3,276,952.0	2,106.7	2.7	1.7
<b>%SI</b>	66.67	66.67	66.67	66.67	66.67	66.67	66.67	66.67

# Daily Summary Report

## CT1 - NH3 Slip



From: 04/01/2019 00:00 To: 06/30/2019 23:59 Facility Name: COLUSA GENERATING STATION  
 Generated: 07/03/2019 08:46 Location: Maxwell, CA

Red = Invalid or Excluded Data | Green = Edited Status | Blue = Edited Value | \* = Excess Emission

	Unit CT1 NOx, Inlet, Ppm 1 Hour(s)	Unit CT1 O2Dry, Inlet, Pct 1 Hour(s)	Unit CT1 NOx, Inlet, Ppmvdc 1 Hour(s)	Unit CT1 NH3, Inj, LbPerHr 1 Hour(s)	Unit CT1 ExhaustFlow, LbPerHr 1 Hour(s)	Unit CT1 HI, MBtuPerHr 1 Hour(s)	Unit CT1 NH3, Slip, Ppmvdc 1 Hour(s)	Unit CT1 NH3slip, LbPerHr 1 Hour(s)
06/24/2019 00:00	0.0	0.0	0.0	0.0	0.0	0.0	0.0	0.0
06/24/2019 01:00	0.0	0.0	0.0	0.0	0.0	0.0	0.0	0.0
06/24/2019 02:00	0.0	0.0	0.0	0.0	0.0	0.0	0.0	0.0
06/24/2019 03:00	0.0	0.0	0.0	0.0	0.0	0.0	0.0	0.0
06/24/2019 04:00	0.0	0.0	0.0	0.0	0.0	0.0	0.0	0.0
06/24/2019 05:00	0.0	0.0	0.0	0.0	0.0	0.0	0.0	0.0
06/24/2019 06:00	0.0	0.0	0.0	0.0	0.0	0.0	0.0	0.0
06/24/2019 07:00	0.0	0.0	0.0	0.0	0.0	0.0	0.0	0.0
06/24/2019 08:00	0.0	0.0	0.0	0.0	0.0	0.0	0.0	0.0
06/24/2019 09:00	41.3	17.2	65.9	117.2	1,907,527.6	473.6	0.0	0.0
06/24/2019 10:00	45.0	14.8	43.5	231.1	2,193,864.3	945.2	3.3	1.2
06/24/2019 11:00	8.9	14.0	7.6	90.7	2,734,015.5	1,357.6	1.1	0.5
06/24/2019 12:00	9.3	14.0	8.0	103.7	2,850,013.8	1,415.2	1.2	0.7
06/24/2019 13:00	10.0	13.9	8.4	124.2	3,252,085.2	1,638.6	1.3	0.8
06/24/2019 14:00	9.5	13.8	7.9	110.5	3,197,801.6	1,634.6	1.1	0.7
06/24/2019 15:00	9.7	13.8	8.1	113.3	3,196,627.8	1,634.0	1.2	0.8
06/24/2019 16:00	10.2	13.9	8.6	122.0	2,938,705.3	1,480.7	1.4	0.7
06/24/2019 17:00	11.8	13.3	9.2	156.1	3,229,696.7	1,957.5	1.6	1.2
06/24/2019 18:00	11.9	13.2	9.1	186.4	3,182,783.0	2,115.0	2.0	1.7
06/24/2019 19:00	11.8	13.2	9.0	201.4	3,177,362.3	2,134.6	2.2	1.7
06/24/2019 20:00	11.7	13.2	9.0	188.7	3,193,802.0	2,099.0	2.0	1.7
06/24/2019 21:00	11.6	13.3	9.0	187.4	3,231,995.4	2,100.5	2.0	1.7
06/24/2019 22:00	16.5	14.7	15.7	162.4	2,439,560.1	1,229.2	2.2	1.0
06/24/2019 23:00	0.0	0.0	0.0	0.0	0.0	0.0	0.0	0.0
<b>Average/Sum#:</b>	15.7	14.0	15.6	149.7	2,908,988.6	1,586.8	1.6	1.0
<b>Minimum:</b>	8.9	13.2	7.6	90.7	1,907,527.6	473.6	0.0	0.0
<b>Maximum:</b>	45.0	17.2	65.9	231.1	3,252,085.2	2,134.6	3.3	1.7
<b>%SI</b>	41.67	41.67	41.67	41.67	41.67	41.67	41.67	41.67

# Daily Summary Report

## CT1 - NH3 Slip



From: 04/01/2019 00:00 To: 06/30/2019 23:59 Facility Name: COLUSA GENERATING STATION  
 Generated: 07/03/2019 08:46 Location: Maxwell, CA

Red = Invalid or Excluded Data | Green = Edited Status | Blue = Edited Value | \* = Excess Emission

	Unit CT1 NOx, Inlet, Ppm 1 Hour(s)	Unit CT1 O2Dry, Inlet, Pct 1 Hour(s)	Unit CT1 NOx, Inlet, Ppmvdc 1 Hour(s)	Unit CT1 NH3, Inj, LbPerHr 1 Hour(s)	Unit CT1 ExhaustFlow, LbPerHr 1 Hour(s)	Unit CT1 HI, MBtuPerHr 1 Hour(s)	Unit CT1 NH3, Slip, Ppmvdc 1 Hour(s)	Unit CT1 NH3slip, LbPerHr 1 Hour(s)
06/25/2019 00:00	0.0	0.0	0.0	0.0	0.0	0.0	0.0	0.0
06/25/2019 01:00	0.0	0.0	0.0	0.0	0.0	0.0	0.0	0.0
06/25/2019 02:00	0.0	0.0	0.0	0.0	0.0	0.0	0.0	0.0
06/25/2019 03:00	0.0	0.0	0.0	0.0	0.0	0.0	0.0	0.0
06/25/2019 04:00	0.0	0.0	0.0	0.0	0.0	0.0	0.0	0.0
06/25/2019 05:00	0.0	0.0	0.0	0.0	0.0	0.0	0.0	0.0
06/25/2019 06:00	0.0	0.0	0.0	0.0	0.0	0.0	0.0	0.0
06/25/2019 07:00	0.0	0.0	0.0	0.0	0.0	0.0	0.0	0.0
06/25/2019 08:00	0.0	0.0	0.0	0.0	0.0	0.0	0.0	0.0
06/25/2019 09:00	0.0	0.0	0.0	0.0	0.0	0.0	0.0	0.0
06/25/2019 10:00	0.0	0.0	0.0	0.0	0.0	0.0	0.0	0.0
06/25/2019 11:00	0.0	0.0	0.0	0.0	0.0	0.0	0.0	0.0
06/25/2019 12:00	0.0	0.0	0.0	0.0	0.0	0.0	0.0	0.0
06/25/2019 13:00	0.0	0.0	0.0	0.0	0.0	0.0	0.0	0.0
06/25/2019 14:00	0.0	0.0	0.0	0.0	0.0	0.0	0.0	0.0
06/25/2019 15:00	0.0	0.0	0.0	0.0	0.0	0.0	0.0	0.0
06/25/2019 16:00	0.0	0.0	0.0	0.0	0.0	0.0	0.0	0.0
06/25/2019 17:00	0.0	0.0	0.0	0.0	0.0	0.0	0.0	0.0
06/25/2019 18:00	0.0	0.0	0.0	0.0	0.0	0.0	0.0	0.0
06/25/2019 19:00	0.0	0.0	0.0	0.0	0.0	0.0	0.0	0.0
06/25/2019 20:00	0.0	0.0	0.0	0.0	0.0	0.0	0.0	0.0
06/25/2019 21:00	0.0	0.0	0.0	0.0	0.0	0.0	0.0	0.0
06/25/2019 22:00	0.0	0.0	0.0	0.0	0.0	0.0	0.0	0.0
06/25/2019 23:00	0.0	0.0	0.0	0.0	0.0	0.0	0.0	0.0
Average/Sum#:	0.0	0.0	0.0	0.0	0.0	0.0	0.0	0.0
Minimum:	0.0	0.0	0.0	0.0	0.0	0.0	0.0	0.0
Maximum:	0.0	0.0	0.0	0.0	0.0	0.0	0.0	0.0
%SI	100.00	100.00	100.00	100.00	100.00	100.00	100.00	100.00

# Daily Summary Report

## CT1 - NH3 Slip



From: 04/01/2019 00:00 To: 06/30/2019 23:59 Facility Name: COLUSA GENERATING STATION  
 Generated: 07/03/2019 08:46 Location: Maxwell, CA

Red = Invalid or Excluded Data | Green = Edited Status | Blue = Edited Value | \* = Excess Emission

	Unit CT1 NOx, Inlet, Ppm 1 Hour(s)	Unit CT1 O2Dry, Inlet, Pct 1 Hour(s)	Unit CT1 NOx, Inlet, Ppmvdc 1 Hour(s)	Unit CT1 NH3, Inj, LbPerHr 1 Hour(s)	Unit CT1 ExhaustFlow, LbPerHr 1 Hour(s)	Unit CT1 HI, MBtuPerHr 1 Hour(s)	Unit CT1 NH3, Slip, Ppmvdc 1 Hour(s)	Unit CT1 NH3slip, LbPerHr 1 Hour(s)
06/26/2019 00:00	0.0	0.0	0.0	0.0	0.0	0.0	0.0	0.0
06/26/2019 01:00	0.0	0.0	0.0	0.0	0.0	0.0	0.0	0.0
06/26/2019 02:00	0.0	0.0	0.0	0.0	0.0	0.0	0.0	0.0
06/26/2019 03:00	0.0	0.0	0.0	0.0	0.0	0.0	0.0	0.0
06/26/2019 04:00	0.0	0.0	0.0	0.0	0.0	0.0	0.0	0.0
06/26/2019 05:00	0.0	0.0	0.0	0.0	0.0	0.0	0.0	0.0
06/26/2019 06:00	0.0	0.0	0.0	0.0	0.0	0.0	0.0	0.0
06/26/2019 07:00	0.0	0.0	0.0	0.0	0.0	0.0	0.0	0.0
06/26/2019 08:00	0.0	0.0	0.0	0.0	0.0	0.0	0.0	0.0
06/26/2019 09:00	0.0	0.0	0.0	0.0	0.0	0.0	0.0	0.0
06/26/2019 10:00	0.0	0.0	0.0	0.0	0.0	0.0	0.0	0.0
06/26/2019 11:00	0.0	0.0	0.0	0.0	0.0	0.0	0.0	0.0
06/26/2019 12:00	0.0	0.0	0.0	0.0	0.0	0.0	0.0	0.0
06/26/2019 13:00	0.0	0.0	0.0	0.0	0.0	0.0	0.0	0.0
06/26/2019 14:00	0.0	0.0	0.0	0.0	0.0	0.0	0.0	0.0
06/26/2019 15:00	0.0	0.0	0.0	0.0	0.0	0.0	0.0	0.0
06/26/2019 16:00	0.0	0.0	0.0	0.0	0.0	0.0	0.0	0.0
06/26/2019 17:00	0.0	0.0	0.0	0.0	0.0	0.0	0.0	0.0
06/26/2019 18:00	0.0	0.0	0.0	0.0	0.0	0.0	0.0	0.0
06/26/2019 19:00	0.0	0.0	0.0	0.0	0.0	0.0	0.0	0.0
06/26/2019 20:00	0.0	0.0	0.0	0.0	0.0	0.0	0.0	0.0
06/26/2019 21:00	0.0	0.0	0.0	0.0	0.0	0.0	0.0	0.0
06/26/2019 22:00	0.0	0.0	0.0	0.0	0.0	0.0	0.0	0.0
06/26/2019 23:00	0.0	0.0	0.0	0.0	0.0	0.0	0.0	0.0
Average/Sum#:	0.0	0.0	0.0	0.0	0.0	0.0	0.0	0.0
Minimum:	0.0	0.0	0.0	0.0	0.0	0.0	0.0	0.0
Maximum:	0.0	0.0	0.0	0.0	0.0	0.0	0.0	0.0
%SI	100.00	100.00	100.00	100.00	100.00	100.00	100.00	100.00

# Daily Summary Report

## CT1 - NH3 Slip



From: 04/01/2019 00:00 To: 06/30/2019 23:59 Facility Name: COLUSA GENERATING STATION  
 Generated: 07/03/2019 08:46 Location: Maxwell, CA

Red = Invalid or Excluded Data | Green = Edited Status | Blue = Edited Value | \* = Excess Emission

	Unit CT1 NOx, Inlet, Ppm 1 Hour(s)	Unit CT1 O2Dry, Inlet, Pct 1 Hour(s)	Unit CT1 NOx, Inlet, Ppmvdc 1 Hour(s)	Unit CT1 NH3, Inj, LbPerHr 1 Hour(s)	Unit CT1 ExhaustFlow, LbPerHr 1 Hour(s)	Unit CT1 HI, MBtuPerHr 1 Hour(s)	Unit CT1 NH3, Slip, Ppmvdc 1 Hour(s)	Unit CT1 NH3slip, LbPerHr 1 Hour(s)
06/27/2019 00:00	0.0	0.0	0.0	0.0	0.0	0.0	0.0	0.0
06/27/2019 01:00	0.0	0.0	0.0	0.0	0.0	0.0	0.0	0.0
06/27/2019 02:00	0.0	0.0	0.0	0.0	0.0	0.0	0.0	0.0
06/27/2019 03:00	0.0	0.0	0.0	0.0	0.0	0.0	0.0	0.0
06/27/2019 04:00	0.0	0.0	0.0	0.0	0.0	0.0	0.0	0.0
06/27/2019 05:00	0.0	0.0	0.0	0.0	0.0	0.0	0.0	0.0
06/27/2019 06:00	0.0	0.0	0.0	0.0	0.0	0.0	0.0	0.0
06/27/2019 07:00	0.0	0.0	0.0	0.0	0.0	0.0	0.0	0.0
06/27/2019 08:00	0.0	0.0	0.0	0.0	0.0	0.0	0.0	0.0
06/27/2019 09:00	0.0	0.0	0.0	0.0	0.0	0.0	0.0	0.0
06/27/2019 10:00	0.0	0.0	0.0	0.0	0.0	0.0	0.0	0.0
06/27/2019 11:00	0.0	0.0	0.0	0.0	0.0	0.0	0.0	0.0
06/27/2019 12:00	0.0	0.0	0.0	0.0	0.0	0.0	0.0	0.0
06/27/2019 13:00	0.0	0.0	0.0	0.0	0.0	0.0	0.0	0.0
06/27/2019 14:00	0.0	0.0	0.0	0.0	0.0	0.0	0.0	0.0
06/27/2019 15:00	0.0	0.0	0.0	0.0	0.0	0.0	0.0	0.0
06/27/2019 16:00	0.0	0.0	0.0	0.0	0.0	0.0	0.0	0.0
06/27/2019 17:00	0.0	0.0	0.0	0.0	0.0	0.0	0.0	0.0
06/27/2019 18:00	0.0	0.0	0.0	0.0	0.0	0.0	0.0	0.0
06/27/2019 19:00	0.0	0.0	0.0	0.0	0.0	0.0	0.0	0.0
06/27/2019 20:00	0.0	0.0	0.0	0.0	0.0	0.0	0.0	0.0
06/27/2019 21:00	0.0	0.0	0.0	0.0	0.0	0.0	0.0	0.0
06/27/2019 22:00	0.0	0.0	0.0	0.0	0.0	0.0	0.0	0.0
06/27/2019 23:00	0.0	0.0	0.0	0.0	0.0	0.0	0.0	0.0
Average/Sum#:	0.0	0.0	0.0	0.0	0.0	0.0	0.0	0.0
Minimum:	0.0	0.0	0.0	0.0	0.0	0.0	0.0	0.0
Maximum:	0.0	0.0	0.0	0.0	0.0	0.0	0.0	0.0
%SI	100.00	100.00	100.00	100.00	100.00	100.00	100.00	100.00

# Daily Summary Report

## CT1 - NH3 Slip



From: 04/01/2019 00:00 To: 06/30/2019 23:59 Facility Name: COLUSA GENERATING STATION  
 Generated: 07/03/2019 08:46 Location: Maxwell, CA

Red = Invalid or Excluded Data | Green = Edited Status | Blue = Edited Value | \* = Excess Emission

	Unit CT1 NOx, Inlet, Ppm 1 Hour(s)	Unit CT1 O2Dry, Inlet, Pct 1 Hour(s)	Unit CT1 NOx, Inlet, Ppmvdc 1 Hour(s)	Unit CT1 NH3, Inj, LbPerHr 1 Hour(s)	Unit CT1 ExhaustFlow, LbPerHr 1 Hour(s)	Unit CT1 HI, MBtuPerHr 1 Hour(s)	Unit CT1 NH3, Slip, Ppmvdc 1 Hour(s)	Unit CT1 NH3slip, LbPerHr 1 Hour(s)
06/28/2019 00:00	0.0	0.0	0.0	0.0	0.0	0.0	0.0	0.0
06/28/2019 01:00	0.0	0.0	0.0	0.0	0.0	0.0	0.0	0.0
06/28/2019 02:00	0.0	0.0	0.0	0.0	0.0	0.0	0.0	0.0
06/28/2019 03:00	0.0	0.0	0.0	0.0	0.0	0.0	0.0	0.0
06/28/2019 04:00	0.0	0.0	0.0	0.0	0.0	0.0	0.0	0.0
06/28/2019 05:00	0.0	0.0	0.0	0.0	0.0	0.0	0.0	0.0
06/28/2019 06:00	0.0	0.0	0.0	0.0	0.0	0.0	0.0	0.0
06/28/2019 07:00	0.0	0.0	0.0	0.0	0.0	0.0	0.0	0.0
06/28/2019 08:00	0.0	0.0	0.0	0.0	0.0	0.0	0.0	0.0
06/28/2019 09:00	0.0	0.0	0.0	0.0	0.0	0.0	0.0	0.0
06/28/2019 10:00	0.0	0.0	0.0	0.0	0.0	0.0	0.0	0.0
06/28/2019 11:00	0.0	0.0	0.0	0.0	0.0	0.0	0.0	0.0
06/28/2019 12:00	0.0	0.0	0.0	0.0	0.0	0.0	0.0	0.0
06/28/2019 13:00	0.0	0.0	0.0	0.0	0.0	0.0	0.0	0.0
06/28/2019 14:00	0.0	0.0	0.0	0.0	0.0	0.0	0.0	0.0
06/28/2019 15:00	0.0	0.0	0.0	0.0	0.0	0.0	0.0	0.0
06/28/2019 16:00	0.0	0.0	0.0	0.0	0.0	0.0	0.0	0.0
06/28/2019 17:00	0.0	0.0	0.0	0.0	0.0	0.0	0.0	0.0
06/28/2019 18:00	0.0	0.0	0.0	0.0	0.0	0.0	0.0	0.0
06/28/2019 19:00	0.0	0.0	0.0	0.0	0.0	0.0	0.0	0.0
06/28/2019 20:00	0.0	0.0	0.0	0.0	0.0	0.0	0.0	0.0
06/28/2019 21:00	0.0	0.0	0.0	0.0	0.0	0.0	0.0	0.0
06/28/2019 22:00	0.0	0.0	0.0	0.0	0.0	0.0	0.0	0.0
06/28/2019 23:00	0.0	0.0	0.0	0.0	0.0	0.0	0.0	0.0
Average/Sum#:	0.0	0.0	0.0	0.0	0.0	0.0	0.0	0.0
Minimum:	0.0	0.0	0.0	0.0	0.0	0.0	0.0	0.0
Maximum:	0.0	0.0	0.0	0.0	0.0	0.0	0.0	0.0
%SI	100.00	100.00	100.00	100.00	100.00	100.00	100.00	100.00

# Daily Summary Report

## CT1 - NH3 Slip



From: 04/01/2019 00:00 To: 06/30/2019 23:59 Facility Name: COLUSA GENERATING STATION  
 Generated: 07/03/2019 08:46 Location: Maxwell, CA

Red = Invalid or Excluded Data | Green = Edited Status | Blue = Edited Value | \* = Excess Emission

	Unit CT1 NOx, Inlet, Ppm 1 Hour(s)	Unit CT1 O2Dry, Inlet, Pct 1 Hour(s)	Unit CT1 NOx, Inlet, Ppmvdc 1 Hour(s)	Unit CT1 NH3, Inj, LbPerHr 1 Hour(s)	Unit CT1 ExhaustFlow, LbPerHr 1 Hour(s)	Unit CT1 HI, MBtuPerHr 1 Hour(s)	Unit CT1 NH3, Slip, Ppmvdc 1 Hour(s)	Unit CT1 NH3slip, LbPerHr 1 Hour(s)
06/29/2019 00:00	0.0	0.0	0.0	0.0	0.0	0.0	0.0	0.0
06/29/2019 01:00	0.0	0.0	0.0	0.0	0.0	0.0	0.0	0.0
06/29/2019 02:00	0.0	0.0	0.0	0.0	0.0	0.0	0.0	0.0
06/29/2019 03:00	0.0	0.0	0.0	0.0	0.0	0.0	0.0	0.0
06/29/2019 04:00	0.0	0.0	0.0	0.0	0.0	0.0	0.0	0.0
06/29/2019 05:00	0.0	0.0	0.0	0.0	0.0	0.0	0.0	0.0
06/29/2019 06:00	0.0	0.0	0.0	0.0	0.0	0.0	0.0	0.0
06/29/2019 07:00	0.0	0.0	0.0	0.0	0.0	0.0	0.0	0.0
06/29/2019 08:00	0.0	0.0	0.0	0.0	0.0	0.0	0.0	0.0
06/29/2019 09:00	0.0	0.0	0.0	0.0	0.0	0.0	0.0	0.0
06/29/2019 10:00	0.0	0.0	0.0	0.0	0.0	0.0	0.0	0.0
06/29/2019 11:00	0.0	0.0	0.0	0.0	0.0	0.0	0.0	0.0
06/29/2019 12:00	0.0	0.0	0.0	0.0	0.0	0.0	0.0	0.0
06/29/2019 13:00	0.0	0.0	0.0	0.0	0.0	0.0	0.0	0.0
06/29/2019 14:00	0.0	0.0	0.0	0.0	0.0	0.0	0.0	0.0
06/29/2019 15:00	0.0	0.0	0.0	0.0	0.0	0.0	0.0	0.0
06/29/2019 16:00	0.0	0.0	0.0	0.0	0.0	0.0	0.0	0.0
06/29/2019 17:00	0.0	0.0	0.0	0.0	0.0	0.0	0.0	0.0
06/29/2019 18:00	0.0	0.0	0.0	0.0	0.0	0.0	0.0	0.0
06/29/2019 19:00	0.0	0.0	0.0	0.0	0.0	0.0	0.0	0.0
06/29/2019 20:00	0.0	0.0	0.0	0.0	0.0	0.0	0.0	0.0
06/29/2019 21:00	0.0	0.0	0.0	0.0	0.0	0.0	0.0	0.0
06/29/2019 22:00	0.0	0.0	0.0	0.0	0.0	0.0	0.0	0.0
06/29/2019 23:00	0.0	0.0	0.0	0.0	0.0	0.0	0.0	0.0
Average/Sum#:	0.0	0.0	0.0	0.0	0.0	0.0	0.0	0.0
Minimum:	0.0	0.0	0.0	0.0	0.0	0.0	0.0	0.0
Maximum:	0.0	0.0	0.0	0.0	0.0	0.0	0.0	0.0
%SI	100.00	100.00	100.00	100.00	100.00	100.00	100.00	100.00



# Daily Summary Report

## CT1 - NH3 Slip



From: 04/01/2019 00:00 To: 06/30/2019 23:59 Facility Name: COLUSA GENERATING STATION  
 Generated: 07/03/2019 08:46 Location: Maxwell, CA

Red = Invalid or Excluded Data | Green = Edited Status | Blue = Edited Value | \* = Excess Emission

	Unit CT1 NOx, Inlet, Ppm 1 Hour(s)	Unit CT1 O2Dry, Inlet, Pct 1 Hour(s)	Unit CT1 NOx, Inlet, Ppmvdc 1 Hour(s)	Unit CT1 NH3, Inj, LbPerHr 1 Hour(s)	Unit CT1 ExhaustFlow, LbPerHr 1 Hour(s)	Unit CT1 HI, MBtuPerHr 1 Hour(s)	Unit CT1 NH3, Slip, Ppmvdc 1 Hour(s)	Unit CT1 NH3slip, LbPerHr 1 Hour(s)
06/30/2019 00:00	0.0	0.0	0.0	0.0	0.0	0.0	0.0	0.0
06/30/2019 01:00	0.0	0.0	0.0	0.0	0.0	0.0	0.0	0.0
06/30/2019 02:00	0.0	0.0	0.0	0.0	0.0	0.0	0.0	0.0
06/30/2019 03:00	0.0	0.0	0.0	0.0	0.0	0.0	0.0	0.0
06/30/2019 04:00	0.0	0.0	0.0	0.0	0.0	0.0	0.0	0.0
06/30/2019 05:00	0.0	0.0	0.0	0.0	0.0	0.0	0.0	0.0
06/30/2019 06:00	0.0	0.0	0.0	0.0	0.0	0.0	0.0	0.0
06/30/2019 07:00	0.0	0.0	0.0	0.0	0.0	0.0	0.0	0.0
06/30/2019 08:00	0.0	0.0	0.0	0.0	0.0	0.0	0.0	0.0
06/30/2019 09:00	0.0	0.0	0.0	0.0	0.0	0.0	0.0	0.0
06/30/2019 10:00	0.0	0.0	0.0	0.0	0.0	0.0	0.0	0.0
06/30/2019 11:00	0.0	0.0	0.0	0.0	0.0	0.0	0.0	0.0
06/30/2019 12:00	0.0	0.0	0.0	0.0	0.0	0.0	0.0	0.0
06/30/2019 13:00	0.0	0.0	0.0	0.0	0.0	0.0	0.0	0.0
06/30/2019 14:00	0.0	0.0	0.0	0.0	0.0	0.0	0.0	0.0
06/30/2019 15:00	0.0	0.0	0.0	0.0	0.0	0.0	0.0	0.0
06/30/2019 16:00	0.0	0.0	0.0	0.0	0.0	0.0	0.0	0.0
06/30/2019 17:00	0.0	0.0	0.0	0.0	0.0	0.0	0.0	0.0
06/30/2019 18:00	0.0	0.0	0.0	0.0	0.0	0.0	0.0	0.0
06/30/2019 19:00	0.0	0.0	0.0	0.0	0.0	0.0	0.0	0.0
06/30/2019 20:00	0.0	0.0	0.0	0.0	0.0	0.0	0.0	0.0
06/30/2019 21:00	0.0	0.0	0.0	0.0	0.0	0.0	0.0	0.0
06/30/2019 22:00	0.0	0.0	0.0	0.0	0.0	0.0	0.0	0.0
06/30/2019 23:00	0.0	0.0	0.0	0.0	0.0	0.0	0.0	0.0
Average/Sum#:	0.0	0.0	0.0	0.0	0.0	0.0	0.0	0.0
Minimum:	0.0	0.0	0.0	0.0	0.0	0.0	0.0	0.0
Maximum:	0.0	0.0	0.0	0.0	0.0	0.0	0.0	0.0
%SI	100.00	100.00	100.00	100.00	100.00	100.00	100.00	100.00

# Excess Emission Report



## CT1 - NH3 LbPerHr 1-Hour Block Average

From: 04/01/2019 00:00 To: 06/30/2019 23:59  
Generated: 07/03/2019 08:49

Facility Name: COLUSA GENERATING STATION  
Location: Maxwell, CA

Tag Name: CT1\_NH3slip\_LbPerHr\_1H

Total Operating Time: 310.00 Hour(s)

No Exclusions Allowed

Non-Operating Time: 1,874.00 Hour(s) Report Time: 2,184.00 Hour(s)

No incidents have been reported for this reporting period. Data is 100% in compliance.

Total Operating Time:	310.00 Hour(s)
Total Duration (Online only):	0.00 Hour(s)
Time in exceedance as a percentage of operating time:	0.00 %
Time in compliance as a percentage of operating time:	100.00 %

# Excess Emission Report



## CT1 - NH3 Ppmvdc 1-Hour Block Average

From: 04/01/2019 00:00 To: 06/30/2019 23:59  
Generated: 07/03/2019 08:50

Facility Name: COLUSA GENERATING STATION  
Location: Maxwell, CA

Tag Name: CT1\_NH3Slip\_Ppmvdc\_1H

Total Operating Time: 310.00 Hour(s)

No Exclusions Allowed

Non-Operating Time: 1,874.00 Hour(s) Report Time: 2,184.00 Hour(s)

No incidents have been reported for this reporting period. Data is 100% in compliance.

Total Operating Time:	310.00 Hour(s)
Total Duration (Online only):	0.00 Hour(s)
Time in exceedance as a percentage of operating time:	0.00 %
Time in compliance as a percentage of operating time:	100.00 %

# Daily Summary Report

## CT2 - NH3 slip



From: 04/01/2019 00:00 To: 06/30/2019 23:59 Facility Name: COLUSA GENERATING STATION  
 Generated: 07/03/2019 08:48 Location: Maxwell, CA

Red = Invalid or Excluded Data | Green = Edited Status | Blue = Edited Value | \* = Excess Emission

	Unit CT2 NOx, Inlet, Ppm 1 Hour(s)	Unit CT2 O2Dry, Inlet, Pct 1 Hour(s)	Unit CT2 NOx, Inlet, Ppmvdc 1 Hour(s)	Unit CT2 NH3, Inj, LbPerHr 1 Hour(s)	Unit CT2 ExhaustFlow, LbPerHr 1 Hour(s)	Unit CT2 HI, MBtuPerHr 1 Hour(s)	Unit CT2 NH3, Slip, Ppmvdc 1 Hour(s)	Unit CT2 NH3slip, LbPerHr 1 Hour(s)
04/01/2019 00:00	8.1	13.8	6.7	80.3	2,663,819.7	1,381.1	0.9	0.4
04/01/2019 01:00	8.2	13.7	6.7	89.7	2,988,624.1	1,549.5	0.9	0.5
04/01/2019 02:00	8.2	13.8	6.8	90.0	2,952,556.1	1,530.8	0.9	0.5
04/01/2019 03:00	8.3	13.8	6.9	80.7	2,644,725.0	1,371.2	0.9	0.4
04/01/2019 04:00	8.4	13.8	7.0	90.6	2,971,265.2	1,540.5	0.9	0.5
04/01/2019 05:00	9.2	13.4	7.2	115.2	3,364,623.7	1,941.0	1.1	0.8
04/01/2019 06:00	9.6	13.2	7.4	156.2	3,366,474.1	2,040.4	1.5	1.2
04/01/2019 07:00	9.3	13.3	7.2	118.9	3,323,643.7	1,965.9	1.1	0.8
04/01/2019 08:00	8.3	13.8	6.9	87.4	2,761,150.8	1,411.4	1.0	0.6
04/01/2019 09:00	8.5	13.8	7.1	81.6	2,617,948.2	1,338.2	1.0	0.5
04/01/2019 10:00	8.6	13.9	7.2	84.2	2,542,434.2	1,299.6	1.0	0.5
04/01/2019 11:00	8.3	13.8	6.9	83.9	2,639,076.4	1,349.0	1.0	0.5
04/01/2019 12:00	8.3	13.8	6.9	84.8	2,845,272.6	1,454.4	0.9	0.4
04/01/2019 13:00	8.2	13.8	6.8	86.0	2,894,963.1	1,479.8	0.9	0.4
04/01/2019 14:00	8.3	13.8	6.9	95.2	3,195,845.2	1,633.6	0.9	0.5
04/01/2019 15:00	8.2	13.8	6.8	85.0	2,827,078.8	1,445.1	0.9	0.4
04/01/2019 16:00	9.1	13.5	7.3	106.2	3,233,102.9	1,794.3	1.0	0.7
04/01/2019 17:00	9.4	13.2	7.2	130.2	3,327,056.8	2,065.1	1.3	1.0
04/01/2019 18:00	9.3	13.1	7.0	142.3	3,333,682.6	2,117.9	1.4	1.1
04/01/2019 19:00	9.3	13.0	6.9	152.3	3,302,269.1	2,194.4	1.5	1.3
04/01/2019 20:00	9.3	13.0	6.9	151.3	3,329,679.3	2,188.3	1.5	1.3
04/01/2019 21:00	9.1	13.1	6.9	141.1	3,332,058.5	2,141.2	1.4	1.1
04/01/2019 22:00	13.1	14.1	11.4	141.8	2,749,804.2	1,506.0	1.6	0.9
04/01/2019 23:00	0.0	0.0	0.0	0.0	0.0	0.0	0.0	0.0
Average/Sum#:	8.9	13.6	7.2	107.6	3,009,006.7	1,684.3	1.1	0.7
Minimum:	8.1	13.0	6.7	80.3	2,542,434.2	1,299.6	0.9	0.4
Maximum:	13.1	14.1	11.4	156.2	3,366,474.1	2,194.4	1.6	1.3
%SI	4.17	4.17	4.17	4.17	4.17	4.17	4.17	4.17

# Daily Summary Report

## CT2 - NH3 Slip



From: 04/01/2019 00:00 To: 06/30/2019 23:59 Facility Name: COLUSA GENERATING STATION  
 Generated: 07/03/2019 08:48 Location: Maxwell, CA

Red = Invalid or Excluded Data | Green = Edited Status | Blue = Edited Value | \* = Excess Emission

	Unit CT2 NOx, Inlet, Ppm 1 Hour(s)	Unit CT2 O2Dry, Inlet, Pct 1 Hour(s)	Unit CT2 NOx, Inlet, Ppmvdc 1 Hour(s)	Unit CT2 NH3, Inj, LbPerHr 1 Hour(s)	Unit CT2 ExhaustFlow, LbPerHr 1 Hour(s)	Unit CT2 HI, MBtuPerHr 1 Hour(s)	Unit CT2 NH3, Slip, Ppmvdc 1 Hour(s)	Unit CT2 NH3slip, LbPerHr 1 Hour(s)
04/02/2019 00:00	0.0	0.0	0.0	0.0	0.0	0.0	0.0	0.0
04/02/2019 01:00	0.0	0.0	0.0	0.0	0.0	0.0	0.0	0.0
04/02/2019 02:00	0.0	0.0	0.0	0.0	0.0	0.0	0.0	0.0
04/02/2019 03:00	0.0	0.0	0.0	0.0	0.0	0.0	0.0	0.0
04/02/2019 04:00	0.0	0.0	0.0	0.0	0.0	0.0	0.0	0.0
04/02/2019 05:00	0.0	0.0	0.0	0.0	0.0	0.0	0.0	0.0
04/02/2019 06:00	0.0	0.0	0.0	0.0	0.0	0.0	0.0	0.0
04/02/2019 07:00	0.0	0.0	0.0	0.0	0.0	0.0	0.0	0.0
04/02/2019 08:00	0.0	0.0	0.0	0.0	0.0	0.0	0.0	0.0
04/02/2019 09:00	0.0	0.0	0.0	0.0	0.0	0.0	0.0	0.0
04/02/2019 10:00	0.0	0.0	0.0	0.0	0.0	0.0	0.0	0.0
04/02/2019 11:00	0.0	0.0	0.0	0.0	0.0	0.0	0.0	0.0
04/02/2019 12:00	0.0	0.0	0.0	0.0	0.0	0.0	0.0	0.0
04/02/2019 13:00	0.0	0.0	0.0	0.0	0.0	0.0	0.0	0.0
04/02/2019 14:00	0.0	0.0	0.0	0.0	0.0	0.0	0.0	0.0
04/02/2019 15:00	0.0	0.0	0.0	0.0	0.0	0.0	0.0	0.0
04/02/2019 16:00	0.0	0.0	0.0	0.0	0.0	0.0	0.0	0.0
04/02/2019 17:00	36.5	17.5	63.3	0.0	1,877,823.2	438.8	-0.2	0.0
04/02/2019 18:00	36.9	17.0	55.8	233.9	1,826,952.6	520.3	3.7	0.7
04/02/2019 19:00	38.1	15.4	40.9	255.9	2,117,028.7	834.8	3.6	1.2
04/02/2019 20:00	7.5	13.8	6.2	85.4	2,753,521.2	1,407.5	1.0	0.6
04/02/2019 21:00	7.9	13.8	6.6	78.9	2,651,401.2	1,355.3	0.9	0.4
04/02/2019 22:00	8.1	13.8	6.7	79.1	2,635,359.4	1,347.1	0.9	0.4
04/02/2019 23:00	8.2	13.8	6.8	79.6	2,633,403.1	1,346.1	0.9	0.4
<b>Average/Sum#:</b>	20.5	15.0	26.6	116.1	2,356,498.5	1,035.7	1.5	0.5
<b>Minimum:</b>	7.5	13.8	6.2	0.0	1,826,952.6	438.8	-0.2	0.0
<b>Maximum:</b>	38.1	17.5	63.3	255.9	2,753,521.2	1,407.5	3.7	1.2
<b>%SI</b>	70.83	70.83	70.83	70.83	70.83	70.83	70.83	70.83

# Daily Summary Report

## CT2 - NH3 Slip



From: 04/01/2019 00:00 To: 06/30/2019 23:59 Facility Name: COLUSA GENERATING STATION  
 Generated: 07/03/2019 08:48 Location: Maxwell, CA

Red = Invalid or Excluded Data | Green = Edited Status | Blue = Edited Value | \* = Excess Emission

	Unit CT2 NOx, Inlet, Ppm 1 Hour(s)	Unit CT2 O2Dry, Inlet, Pct 1 Hour(s)	Unit CT2 NOx, Inlet, Ppmvdc 1 Hour(s)	Unit CT2 NH3, Inj, LbPerHr 1 Hour(s)	Unit CT2 ExhaustFlow, LbPerHr 1 Hour(s)	Unit CT2 HI, MBtuPerHr 1 Hour(s)	Unit CT2 NH3, Slip, Ppmvdc 1 Hour(s)	Unit CT2 NH3slip, LbPerHr 1 Hour(s)
04/03/2019 00:00	8.2	13.8	6.8	79.9	2,602,677.8	1,349.4	1.0	0.5
04/03/2019 01:00	8.2	13.8	6.8	79.8	2,615,021.9	1,355.8	0.9	0.4
04/03/2019 02:00	8.1	13.7	6.6	88.9	2,967,214.7	1,538.4	0.9	0.5
04/03/2019 03:00	8.2	13.8	6.8	88.9	2,869,426.3	1,487.7	1.0	0.6
04/03/2019 04:00	8.4	13.7	6.9	85.6	2,812,527.7	1,458.2	0.9	0.4
04/03/2019 05:00	8.0	13.7	6.6	96.6	3,244,185.7	1,682.0	0.9	0.5
04/03/2019 06:00	8.1	13.7	6.6	91.9	3,078,504.6	1,596.1	0.9	0.5
04/03/2019 07:00	8.7	13.8	7.2	81.4	2,505,082.2	1,298.8	1.0	0.5
04/03/2019 08:00	8.6	13.8	7.1	80.8	2,514,147.4	1,303.5	1.0	0.5
04/03/2019 09:00	8.3	13.8	6.9	83.4	2,696,608.8	1,398.1	1.0	0.6
04/03/2019 10:00	8.4	13.8	7.0	86.0	2,828,536.4	1,466.5	0.9	0.4
04/03/2019 11:00	8.5	13.8	7.1	83.2	2,602,102.0	1,330.1	1.0	0.5
04/03/2019 12:00	8.7	13.8	7.2	81.0	2,528,935.6	1,292.7	1.0	0.5
04/03/2019 13:00	8.6	13.8	7.1	80.7	2,543,999.2	1,300.4	1.0	0.5
04/03/2019 14:00	8.1	13.8	6.7	86.9	2,920,004.1	1,492.6	0.9	0.4
04/03/2019 15:00	8.4	13.8	7.0	83.3	2,677,811.6	1,368.8	1.0	0.5
04/03/2019 16:00	8.1	13.8	6.7	88.3	2,939,371.6	1,502.5	0.9	0.5
04/03/2019 17:00	8.5	13.8	7.1	89.8	2,938,090.4	1,523.3	0.9	0.5
04/03/2019 18:00	9.0	13.4	7.1	108.2	3,332,901.6	1,922.7	1.0	0.8
04/03/2019 19:00	9.1	13.2	7.0	123.1	3,336,341.7	2,046.5	1.2	1.0
04/03/2019 20:00	9.2	13.1	7.0	135.3	3,316,652.5	2,131.3	1.3	1.1
04/03/2019 21:00	9.3	13.1	7.0	143.4	3,325,211.4	2,136.8	1.4	1.1
04/03/2019 22:00	8.8	13.3	6.8	118.3	3,333,179.0	1,947.2	1.1	0.8
04/03/2019 23:00	8.9	13.3	6.9	117.6	3,312,100.2	1,910.7	1.1	0.8
<b>Average/Sum#:</b>	8.5	13.6	6.9	95.1	2,910,026.4	1,576.7	1.0	0.6
<b>Minimum:</b>	8.0	13.1	6.6	79.8	2,505,082.2	1,292.7	0.9	0.4
<b>Maximum:</b>	9.3	13.8	7.2	143.4	3,336,341.7	2,136.8	1.4	1.1
<b>%SI</b>	0.00	0.00	0.00	0.00	0.00	0.00	0.00	0.00

# Daily Summary Report

## CT2 - NH3 Slip



From: 04/01/2019 00:00 To: 06/30/2019 23:59 Facility Name: COLUSA GENERATING STATION  
 Generated: 07/03/2019 08:48 Location: Maxwell, CA

Red = Invalid or Excluded Data | Green = Edited Status | Blue = Edited Value | \* = Excess Emission

	Unit CT2 NOx, Inlet, Ppm 1 Hour(s)	Unit CT2 O2Dry, Inlet, Pct 1 Hour(s)	Unit CT2 NOx, Inlet, Ppmvdc 1 Hour(s)	Unit CT2 NH3, Inj, LbPerHr 1 Hour(s)	Unit CT2 ExhaustFlow, LbPerHr 1 Hour(s)	Unit CT2 HI, MBtuPerHr 1 Hour(s)	Unit CT2 NH3, Slip, Ppmvdc 1 Hour(s)	Unit CT2 NH3slip, LbPerHr 1 Hour(s)
04/04/2019 00:00	7.9	13.8	6.6	90.8	2,960,078.3	1,534.7	1.0	0.6
04/04/2019 01:00	8.1	13.8	6.7	84.7	2,787,260.8	1,445.1	0.9	0.4
04/04/2019 02:00	8.1	13.8	6.7	88.0	2,917,838.3	1,512.8	0.9	0.5
04/04/2019 03:00	8.1	13.8	6.7	88.9	2,934,232.8	1,521.3	0.9	0.5
04/04/2019 04:00	8.3	13.8	6.9	80.5	2,625,630.2	1,361.3	0.9	0.4
04/04/2019 05:00	8.3	13.7	6.8	95.3	3,163,563.2	1,640.2	0.9	0.5
04/04/2019 06:00	8.4	13.7	6.9	97.7	3,242,256.9	1,681.0	0.9	0.5
04/04/2019 07:00	8.4	13.7	6.9	96.8	3,168,770.9	1,642.9	1.0	0.7
04/04/2019 08:00	8.7	13.8	7.2	82.3	2,582,930.0	1,320.3	1.0	0.5
04/04/2019 09:00	8.4	13.8	7.0	87.1	2,844,352.3	1,474.7	0.9	0.4
04/04/2019 10:00	8.7	13.8	7.2	81.1	2,540,869.1	1,298.8	1.0	0.5
04/04/2019 11:00	8.5	13.8	7.1	82.2	2,631,838.0	1,345.3	1.0	0.5
04/04/2019 12:00	8.5	13.8	7.1	83.3	2,682,506.7	1,371.2	1.0	0.5
04/04/2019 13:00	8.6	13.9	7.2	81.3	2,530,500.6	1,293.5	1.0	0.5
04/04/2019 14:00	8.5	13.9	7.2	84.5	2,701,091.8	1,380.7	1.0	0.6
04/04/2019 15:00	8.6	13.9	7.2	82.6	2,536,760.9	1,296.7	1.0	0.5
04/04/2019 16:00	8.4	13.8	7.0	94.8	3,174,325.7	1,622.6	0.9	0.5
04/04/2019 17:00	8.4	13.7	6.9	96.0	3,164,334.7	1,640.6	0.9	0.5
04/04/2019 18:00	9.0	13.4	7.1	107.1	3,365,760.6	1,892.5	1.0	0.8
04/04/2019 19:00	9.2	13.2	7.0	126.4	3,354,600.7	2,057.7	1.2	1.0
04/04/2019 20:00	9.2	13.1	7.0	137.1	3,357,450.8	2,133.0	1.3	1.1
04/04/2019 21:00	8.8	13.2	6.7	123.3	3,334,385.3	2,045.3	1.2	1.0
04/04/2019 22:00	8.1	13.7	6.6	92.6	2,832,806.5	1,489.4	1.0	0.6
04/04/2019 23:00	8.2	13.8	6.8	80.8	2,562,193.0	1,309.7	1.0	0.5
<b>Average/Sum#:</b>	8.5	13.7	6.9	93.6	2,916,514.1	1,554.6	1.0	0.6
<b>Minimum:</b>	7.9	13.1	6.6	80.5	2,530,500.6	1,293.5	0.9	0.4
<b>Maximum:</b>	9.2	13.9	7.2	137.1	3,365,760.6	2,133.0	1.3	1.1
<b>%SI</b>	0.00	0.00	0.00	0.00	0.00	0.00	0.00	0.00

# Daily Summary Report

## CT2 - NH3 Slip



From: 04/01/2019 00:00 To: 06/30/2019 23:59 Facility Name: COLUSA GENERATING STATION  
 Generated: 07/03/2019 08:48 Location: Maxwell, CA

Red = Invalid or Excluded Data | Green = Edited Status | Blue = Edited Value | \* = Excess Emission

	Unit CT2 NOx, Inlet, Ppm 1 Hour(s)	Unit CT2 O2Dry, Inlet, Pct 1 Hour(s)	Unit CT2 NOx, Inlet, Ppmvdc 1 Hour(s)	Unit CT2 NH3, Inj, LbPerHr 1 Hour(s)	Unit CT2 ExhaustFlow, LbPerHr 1 Hour(s)	Unit CT2 HI, MBtuPerHr 1 Hour(s)	Unit CT2 NH3, Slip, Ppmvdc 1 Hour(s)	Unit CT2 NH3slip, LbPerHr 1 Hour(s)
04/05/2019 00:00	8.3	13.8	6.9	80.2	2,567,279.5	1,312.3	1.0	0.5
04/05/2019 01:00	8.2	13.8	6.8	80.4	2,651,792.5	1,355.5	0.9	0.4
04/05/2019 02:00	8.3	13.8	6.9	82.7	2,698,730.4	1,399.2	1.0	0.6
04/05/2019 03:00	8.3	13.8	6.9	80.5	2,582,538.8	1,320.1	1.0	0.5
04/05/2019 04:00	8.6	13.8	7.1	81.0	2,486,759.0	1,289.3	1.0	0.5
04/05/2019 05:00	8.2	13.7	6.7	96.1	3,187,287.0	1,652.5	0.9	0.5
04/05/2019 06:00	8.5	13.8	7.1	87.0	2,509,132.6	1,300.9	1.1	0.5
04/05/2019 07:00	8.5	13.8	7.1	81.1	2,575,096.5	1,335.1	1.0	0.5
04/05/2019 08:00	8.2	13.7	6.7	92.2	3,044,558.3	1,578.5	0.9	0.5
04/05/2019 09:00	8.2	13.7	6.7	92.6	3,046,294.2	1,579.4	0.9	0.5
04/05/2019 10:00	8.2	13.7	6.7	96.6	3,178,800.5	1,648.1	0.9	0.5
04/05/2019 11:00	8.2	13.7	6.7	95.7	3,152,569.2	1,634.5	0.9	0.5
04/05/2019 12:00	8.3	13.8	6.9	97.6	3,213,518.3	1,666.1	0.9	0.5
04/05/2019 13:00	8.3	13.8	6.9	97.0	3,181,115.0	1,649.3	1.0	0.7
04/05/2019 14:00	8.2	13.8	6.8	87.5	2,886,551.0	1,475.5	0.9	0.4
04/05/2019 15:00	8.2	13.8	6.8	95.0	3,178,629.6	1,624.8	0.9	0.5
04/05/2019 16:00	8.2	13.8	6.8	96.3	3,166,070.6	1,641.5	0.9	0.5
04/05/2019 17:00	8.4	13.8	7.0	81.8	2,571,779.0	1,314.6	1.0	0.5
04/05/2019 18:00	8.1	13.8	6.7	94.2	3,125,373.6	1,620.4	0.9	0.5
04/05/2019 19:00	8.9	13.5	7.1	105.7	3,308,529.3	1,812.0	1.0	0.7
04/05/2019 20:00	9.2	13.2	7.0	122.2	3,338,590.7	2,023.5	1.2	1.0
04/05/2019 21:00	14.9	14.5	13.7	137.3	2,546,516.2	1,245.9	1.7	0.9
04/05/2019 22:00	0.0	0.0	0.0	0.0	0.0	0.0	0.0	0.0
04/05/2019 23:00	0.0	0.0	0.0	0.0	0.0	0.0	0.0	0.0
<b>Average/Sum#:</b>	8.7	13.8	7.2	93.7	2,918,068.7	1,521.8	1.0	0.6
<b>Minimum:</b>	8.1	13.2	6.7	80.2	2,486,759.0	1,245.9	0.9	0.4
<b>Maximum:</b>	14.9	14.5	13.7	137.3	3,338,590.7	2,023.5	1.7	1.0
<b>%SI</b>	8.33	8.33	8.33	8.33	8.33	8.33	8.33	8.33



# Daily Summary Report

## CT2 - NH3 Slip



From: 04/01/2019 00:00 To: 06/30/2019 23:59 Facility Name: COLUSA GENERATING STATION  
 Generated: 07/03/2019 08:48 Location: Maxwell, CA

Red = Invalid or Excluded Data | Green = Edited Status | Blue = Edited Value | \* = Excess Emission

	Unit CT2 NOx, Inlet, Ppm 1 Hour(s)	Unit CT2 O2Dry, Inlet, Pct 1 Hour(s)	Unit CT2 NOx, Inlet, Ppmvdc 1 Hour(s)	Unit CT2 NH3, Inj, LbPerHr 1 Hour(s)	Unit CT2 ExhaustFlow, LbPerHr 1 Hour(s)	Unit CT2 HI, MBtuPerHr 1 Hour(s)	Unit CT2 NH3, Slip, Ppmvdc 1 Hour(s)	Unit CT2 NH3slip, LbPerHr 1 Hour(s)
04/06/2019 00:00	0.0	0.0	0.0	0.0	0.0	0.0	0.0	0.0
04/06/2019 01:00	0.0	0.0	0.0	0.0	0.0	0.0	0.0	0.0
04/06/2019 02:00	0.0	0.0	0.0	0.0	0.0	0.0	0.0	0.0
04/06/2019 03:00	0.0	0.0	0.0	0.0	0.0	0.0	0.0	0.0
04/06/2019 04:00	0.0	0.0	0.0	0.0	0.0	0.0	0.0	0.0
04/06/2019 05:00	0.0	0.0	0.0	0.0	0.0	0.0	0.0	0.0
04/06/2019 06:00	0.0	0.0	0.0	0.0	0.0	0.0	0.0	0.0
04/06/2019 07:00	0.0	0.0	0.0	0.0	0.0	0.0	0.0	0.0
04/06/2019 08:00	0.0	0.0	0.0	0.0	0.0	0.0	0.0	0.0
04/06/2019 09:00	0.0	0.0	0.0	0.0	0.0	0.0	0.0	0.0
04/06/2019 10:00	0.0	0.0	0.0	0.0	0.0	0.0	0.0	0.0
04/06/2019 11:00	0.0	0.0	0.0	0.0	0.0	0.0	0.0	0.0
04/06/2019 12:00	0.0	0.0	0.0	0.0	0.0	0.0	0.0	0.0
04/06/2019 13:00	0.0	0.0	0.0	0.0	0.0	0.0	0.0	0.0
04/06/2019 14:00	0.0	0.0	0.0	0.0	0.0	0.0	0.0	0.0
04/06/2019 15:00	0.0	0.0	0.0	0.0	0.0	0.0	0.0	0.0
04/06/2019 16:00	36.0	17.4	60.7	0.0	1,861,587.2	448.6	-0.1	0.0
04/06/2019 17:00	36.0	17.1	55.9	241.4	1,874,309.5	520.1	3.7	0.7
04/06/2019 18:00	25.8	14.8	25.0	204.9	2,421,827.0	1,061.1	2.6	1.1
04/06/2019 19:00	8.0	13.5	6.4	104.2	3,192,219.5	1,748.3	1.0	0.7
04/06/2019 20:00	8.3	13.6	6.7	101.9	2,970,930.2	1,648.8	1.1	0.7
04/06/2019 21:00	7.9	13.8	6.6	83.6	2,877,141.3	1,491.7	0.9	0.4
04/06/2019 22:00	8.1	13.8	6.7	83.1	2,797,342.8	1,429.9	0.9	0.4
04/06/2019 23:00	8.2	13.8	6.8	80.2	2,698,352.9	1,379.3	0.9	0.4
<b>Average/Sum#:</b>	17.3	14.7	21.9	112.4	2,586,713.8	1,216.0	1.4	0.6
<b>Minimum:</b>	7.9	13.5	6.4	0.0	1,861,587.2	448.6	-0.1	0.0
<b>Maximum:</b>	36.0	17.4	60.7	241.4	3,192,219.5	1,748.3	3.7	1.1
<b>%SI</b>	66.67	66.67	66.67	66.67	66.67	66.67	66.67	66.67

# Daily Summary Report

## CT2 - NH3 Slip



From: 04/01/2019 00:00 To: 06/30/2019 23:59 Facility Name: COLUSA GENERATING STATION  
 Generated: 07/03/2019 08:48 Location: Maxwell, CA

Red = Invalid or Excluded Data | Green = Edited Status | Blue = Edited Value | \* = Excess Emission

	Unit CT2 NOx, Inlet, Ppm 1 Hour(s)	Unit CT2 O2Dry, Inlet, Pct 1 Hour(s)	Unit CT2 NOx, Inlet, Ppmvdc 1 Hour(s)	Unit CT2 NH3, Inj, LbPerHr 1 Hour(s)	Unit CT2 ExhaustFlow, LbPerHr 1 Hour(s)	Unit CT2 HI, MBtuPerHr 1 Hour(s)	Unit CT2 NH3, Slip, Ppmvdc 1 Hour(s)	Unit CT2 NH3slip, LbPerHr 1 Hour(s)
04/07/2019 00:00	8.3	13.8	6.9	80.3	2,692,679.6	1,376.4	0.9	0.4
04/07/2019 01:00	26.3	16.4	34.5	189.6	1,383,118.6	494.9	4.2	0.8
04/07/2019 02:00	0.0	0.0	0.0	0.0	0.0	0.0	0.0	0.0
04/07/2019 03:00	0.0	0.0	0.0	0.0	0.0	0.0	0.0	0.0
04/07/2019 04:00	0.0	0.0	0.0	0.0	0.0	0.0	0.0	0.0
04/07/2019 05:00	0.0	0.0	0.0	0.0	0.0	0.0	0.0	0.0
04/07/2019 06:00	0.0	0.0	0.0	0.0	0.0	0.0	0.0	0.0
04/07/2019 07:00	0.0	0.0	0.0	0.0	0.0	0.0	0.0	0.0
04/07/2019 08:00	0.0	0.0	0.0	0.0	0.0	0.0	0.0	0.0
04/07/2019 09:00	0.0	0.0	0.0	0.0	0.0	0.0	0.0	0.0
04/07/2019 10:00	0.0	0.0	0.0	0.0	0.0	0.0	0.0	0.0
04/07/2019 11:00	0.0	0.0	0.0	0.0	0.0	0.0	0.0	0.0
04/07/2019 12:00	0.0	0.0	0.0	0.0	0.0	0.0	0.0	0.0
04/07/2019 13:00	0.0	0.0	0.0	0.0	0.0	0.0	0.0	0.0
04/07/2019 14:00	38.1	17.3	62.4	4.7	1,839,459.2	456.7	-0.1	0.0
04/07/2019 15:00	36.1	17.0	54.6	263.7	1,837,135.5	523.2	4.2	0.8
04/07/2019 16:00	28.3	14.9	27.8	211.4	2,395,123.2	1,049.4	2.7	1.0
04/07/2019 17:00	8.4	13.6	6.8	102.1	2,965,625.4	1,624.2	1.1	0.6
04/07/2019 18:00	9.3	13.3	7.2	131.9	3,236,016.6	1,937.7	1.3	1.0
04/07/2019 19:00	8.0	13.7	6.6	95.8	3,143,118.3	1,629.6	1.0	0.7
04/07/2019 20:00	8.1	13.7	6.6	91.2	3,000,003.8	1,555.4	1.0	0.6
04/07/2019 21:00	8.3	13.8	6.9	83.7	2,695,451.5	1,397.5	1.0	0.6
04/07/2019 22:00	8.5	13.8	7.1	83.5	2,563,171.2	1,310.2	1.0	0.5
04/07/2019 23:00	8.3	13.8	6.9	81.6	2,637,902.6	1,348.4	1.0	0.5
<b>Average/Sum#:</b>	16.3	14.6	19.5	118.3	2,532,400.5	1,225.3	1.6	0.6
<b>Minimum:</b>	8.0	13.3	6.6	4.7	1,383,118.6	456.7	-0.1	0.0
<b>Maximum:</b>	38.1	17.3	62.4	263.7	3,236,016.6	1,937.7	4.2	1.0
<b>%SI</b>	50.00	50.00	50.00	50.00	50.00	50.00	50.00	50.00

# Daily Summary Report

## CT2 - NH3 Slip



From: 04/01/2019 00:00 To: 06/30/2019 23:59 Facility Name: COLUSA GENERATING STATION  
 Generated: 07/03/2019 08:48 Location: Maxwell, CA

Red = Invalid or Excluded Data | Green = Edited Status | Blue = Edited Value | \* = Excess Emission

	Unit CT2 NOx, Inlet, Ppm 1 Hour(s)	Unit CT2 O2Dry, Inlet, Pct 1 Hour(s)	Unit CT2 NOx, Inlet, Ppmvdc 1 Hour(s)	Unit CT2 NH3, Inj, LbPerHr 1 Hour(s)	Unit CT2 ExhaustFlow, LbPerHr 1 Hour(s)	Unit CT2 HI, MBtuPerHr 1 Hour(s)	Unit CT2 NH3, Slip, Ppmvdc 1 Hour(s)	Unit CT2 NH3slip, LbPerHr 1 Hour(s)
04/08/2019 00:00	8.3	13.8	6.9	81.1	2,639,272.1	1,349.1	1.0	0.5
04/08/2019 01:00	8.4	13.8	7.0	81.4	2,680,792.9	1,389.9	0.9	0.4
04/08/2019 02:00	8.4	13.8	7.0	80.5	2,611,935.9	1,354.2	1.0	0.5
04/08/2019 03:00	8.7	13.8	7.2	80.8	2,486,373.2	1,289.1	1.0	0.5
04/08/2019 04:00	8.4	13.7	6.9	93.5	3,071,946.8	1,592.7	0.9	0.5
04/08/2019 05:00	8.4	13.7	6.9	93.2	3,083,905.1	1,598.9	0.9	0.5
04/08/2019 06:00	8.4	13.7	6.9	94.8	3,226,055.2	1,672.6	0.9	0.5
04/08/2019 07:00	8.5	13.8	7.1	86.2	2,815,227.9	1,459.6	0.9	0.4
04/08/2019 08:00	8.4	13.8	7.0	87.6	2,879,455.9	1,492.9	0.9	0.4
04/08/2019 09:00	8.5	13.8	7.1	83.5	2,680,985.8	1,390.0	1.0	0.6
04/08/2019 10:00	8.4	13.7	6.9	87.9	2,880,034.5	1,493.2	0.9	0.4
04/08/2019 11:00	8.5	13.8	7.1	83.7	2,652,825.8	1,375.4	1.0	0.6
04/08/2019 12:00	8.4	13.8	7.0	88.8	2,939,440.5	1,524.0	0.9	0.5
04/08/2019 13:00	8.5	13.8	7.1	83.5	2,588,016.5	1,322.9	1.0	0.5
04/08/2019 14:00	8.4	13.8	7.0	85.8	2,759,486.6	1,430.7	1.0	0.6
04/08/2019 15:00	8.4	13.8	7.0	93.0	3,075,225.7	1,594.4	0.9	0.5
04/08/2019 16:00	8.4	13.8	7.0	84.0	2,641,424.0	1,350.2	1.0	0.5
04/08/2019 17:00	8.3	13.7	6.8	94.4	3,132,124.3	1,623.9	0.9	0.5
04/08/2019 18:00	8.2	13.7	6.7	94.5	3,130,774.2	1,623.2	0.9	0.5
04/08/2019 19:00	8.3	13.7	6.8	97.6	3,245,921.5	1,682.9	0.9	0.5
04/08/2019 20:00	9.0	13.3	7.0	109.7	3,355,089.7	1,935.5	1.0	0.8
04/08/2019 21:00	9.1	13.2	7.0	124.3	3,352,970.4	2,056.7	1.2	1.0
04/08/2019 22:00	8.5	13.4	6.7	110.2	3,379,844.7	1,925.1	1.0	0.8
04/08/2019 23:00	20.3	15.7	23.0	156.4	1,816,105.7	729.4	2.7	0.7
<b>Average/Sum#:</b>	9.0	13.8	7.6	94.0	2,880,218.1	1,510.7	1.0	0.6
<b>Minimum:</b>	8.2	13.2	6.7	80.5	1,816,105.7	729.4	0.9	0.4
<b>Maximum:</b>	20.3	15.7	23.0	156.4	3,379,844.7	2,056.7	2.7	1.0
<b>%SI</b>	0.00	0.00	0.00	0.00	0.00	0.00	0.00	0.00

# Daily Summary Report

## CT2 - NH3 Slip



From: 04/01/2019 00:00 To: 06/30/2019 23:59 Facility Name: COLUSA GENERATING STATION  
 Generated: 07/03/2019 08:48 Location: Maxwell, CA

Red = Invalid or Excluded Data | Green = Edited Status | Blue = Edited Value | \* = Excess Emission

	Unit CT2 NOx, Inlet, Ppm 1 Hour(s)	Unit CT2 O2Dry, Inlet, Pct 1 Hour(s)	Unit CT2 NOx, Inlet, Ppmvdc 1 Hour(s)	Unit CT2 NH3, Inj, LbPerHr 1 Hour(s)	Unit CT2 ExhaustFlow, LbPerHr 1 Hour(s)	Unit CT2 HI, MBtuPerHr 1 Hour(s)	Unit CT2 NH3, Slip, Ppmvdc 1 Hour(s)	Unit CT2 NH3slip, LbPerHr 1 Hour(s)
04/09/2019 00:00	0.0	0.0	0.0	0.0	0.0	0.0	0.0	0.0
04/09/2019 01:00	0.0	0.0	0.0	0.0	0.0	0.0	0.0	0.0
04/09/2019 02:00	0.0	0.0	0.0	0.0	0.0	0.0	0.0	0.0
04/09/2019 03:00	0.0	0.0	0.0	0.0	0.0	0.0	0.0	0.0
04/09/2019 04:00	0.0	0.0	0.0	0.0	0.0	0.0	0.0	0.0
04/09/2019 05:00	0.0	0.0	0.0	0.0	0.0	0.0	0.0	0.0
04/09/2019 06:00	0.0	0.0	0.0	0.0	0.0	0.0	0.0	0.0
04/09/2019 07:00	0.0	0.0	0.0	0.0	0.0	0.0	0.0	0.0
04/09/2019 08:00	0.0	0.0	0.0	0.0	0.0	0.0	0.0	0.0
04/09/2019 09:00	0.0	0.0	0.0	0.0	0.0	0.0	0.0	0.0
04/09/2019 10:00	0.0	0.0	0.0	0.0	0.0	0.0	0.0	0.0
04/09/2019 11:00	0.0	0.0	0.0	0.0	0.0	0.0	0.0	0.0
04/09/2019 12:00	0.0	0.0	0.0	0.0	0.0	0.0	0.0	0.0
04/09/2019 13:00	0.0	0.0	0.0	0.0	0.0	0.0	0.0	0.0
04/09/2019 14:00	0.0	0.0	0.0	0.0	0.0	0.0	0.0	0.0
04/09/2019 15:00	0.0	0.0	0.0	0.0	0.0	0.0	0.0	0.0
04/09/2019 16:00	0.0	0.0	0.0	0.0	0.0	0.0	0.0	0.0
04/09/2019 17:00	0.0	0.0	0.0	0.0	0.0	0.0	0.0	0.0
04/09/2019 18:00	0.0	0.0	0.0	0.0	0.0	0.0	0.0	0.0
04/09/2019 19:00	0.0	0.0	0.0	0.0	0.0	0.0	0.0	0.0
04/09/2019 20:00	0.0	0.0	0.0	0.0	0.0	0.0	0.0	0.0
04/09/2019 21:00	0.0	0.0	0.0	0.0	0.0	0.0	0.0	0.0
04/09/2019 22:00	0.0	0.0	0.0	0.0	0.0	0.0	0.0	0.0
04/09/2019 23:00	0.0	0.0	0.0	0.0	0.0	0.0	0.0	0.0
Average/Sum#:	0.0	0.0	0.0	0.0	0.0	0.0	0.0	0.0
Minimum:	0.0	0.0	0.0	0.0	0.0	0.0	0.0	0.0
Maximum:	0.0	0.0	0.0	0.0	0.0	0.0	0.0	0.0
%SI	100.00	100.00	100.00	100.00	100.00	100.00	100.00	100.00

# Daily Summary Report

## CT2 - NH3 slip



From: 04/01/2019 00:00 To: 06/30/2019 23:59 Facility Name: COLUSA GENERATING STATION  
 Generated: 07/03/2019 08:48 Location: Maxwell, CA

Red = Invalid or Excluded Data | Green = Edited Status | Blue = Edited Value | \* = Excess Emission

	Unit CT2 NOx, Inlet, Ppm 1 Hour(s)	Unit CT2 O2Dry, Inlet, Pct 1 Hour(s)	Unit CT2 NOx, Inlet, Ppmvdc 1 Hour(s)	Unit CT2 NH3, Inj, LbPerHr 1 Hour(s)	Unit CT2 ExhaustFlow, LbPerHr 1 Hour(s)	Unit CT2 HI, MBtuPerHr 1 Hour(s)	Unit CT2 NH3, Slip, Ppmvdc 1 Hour(s)	Unit CT2 NH3slip, LbPerHr 1 Hour(s)
04/10/2019 00:00	0.0	0.0	0.0	0.0	0.0	0.0	0.0	0.0
04/10/2019 01:00	0.0	0.0	0.0	0.0	0.0	0.0	0.0	0.0
04/10/2019 02:00	0.0	0.0	0.0	0.0	0.0	0.0	0.0	0.0
04/10/2019 03:00	0.0	0.0	0.0	0.0	0.0	0.0	0.0	0.0
04/10/2019 04:00	0.0	0.0	0.0	0.0	0.0	0.0	0.0	0.0
04/10/2019 05:00	0.0	0.0	0.0	0.0	0.0	0.0	0.0	0.0
04/10/2019 06:00	0.0	0.0	0.0	0.0	0.0	0.0	0.0	0.0
04/10/2019 07:00	0.0	0.0	0.0	0.0	0.0	0.0	0.0	0.0
04/10/2019 08:00	0.0	0.0	0.0	0.0	0.0	0.0	0.0	0.0
04/10/2019 09:00	0.0	0.0	0.0	0.0	0.0	0.0	0.0	0.0
04/10/2019 10:00	0.0	0.0	0.0	0.0	0.0	0.0	0.0	0.0
04/10/2019 11:00	0.0	0.0	0.0	0.0	0.0	0.0	0.0	0.0
04/10/2019 12:00	0.0	0.0	0.0	0.0	0.0	0.0	0.0	0.0
04/10/2019 13:00	0.0	0.0	0.0	0.0	0.0	0.0	0.0	0.0
04/10/2019 14:00	0.0	0.0	0.0	0.0	0.0	0.0	0.0	0.0
04/10/2019 15:00	0.0	0.0	0.0	0.0	0.0	0.0	0.0	0.0
04/10/2019 16:00	0.0	0.0	0.0	0.0	0.0	0.0	0.0	0.0
04/10/2019 17:00	34.1	17.4	57.5	0.0	1,903,914.9	458.8	0.0	0.0
04/10/2019 18:00	35.9	17.1	55.7	230.7	1,877,552.9	521.0	3.6	0.7
04/10/2019 19:00	43.3	16.3	55.5	275.5	2,094,908.1	673.1	3.8	1.0
04/10/2019 20:00	7.4	13.8	6.1	108.6	2,801,167.5	1,411.4	1.3	0.7
04/10/2019 21:00	7.6	13.8	6.3	80.9	2,770,405.1	1,395.9	0.9	0.4
04/10/2019 22:00	7.8	13.8	6.5	81.0	2,720,850.6	1,390.8	0.9	0.4
04/10/2019 23:00	7.8	13.8	6.5	81.1	2,697,170.6	1,359.0	0.9	0.4
<b>Average/Sum#:</b>	20.6	15.1	27.7	122.5	2,409,424.2	1,030.0	1.6	0.5
<b>Minimum:</b>	7.4	13.8	6.1	0.0	1,877,552.9	458.8	0.0	0.0
<b>Maximum:</b>	43.3	17.4	57.5	275.5	2,801,167.5	1,411.4	3.8	1.0
<b>%SI</b>	70.83	70.83	70.83	70.83	70.83	70.83	70.83	70.83

# Daily Summary Report

## CT2 - NH3 Slip



From: 04/01/2019 00:00 To: 06/30/2019 23:59 Facility Name: COLUSA GENERATING STATION  
 Generated: 07/03/2019 08:48 Location: Maxwell, CA

Red = Invalid or Excluded Data | Green = Edited Status | Blue = Edited Value | \* = Excess Emission

	Unit CT2 NOx, Inlet, Ppm 1 Hour(s)	Unit CT2 O2Dry, Inlet, Pct 1 Hour(s)	Unit CT2 NOx, Inlet, Ppmvdc 1 Hour(s)	Unit CT2 NH3, Inj, LbPerHr 1 Hour(s)	Unit CT2 ExhaustFlow, LbPerHr 1 Hour(s)	Unit CT2 HI, MBtuPerHr 1 Hour(s)	Unit CT2 NH3, Slip, Ppmvdc 1 Hour(s)	Unit CT2 NH3slip, LbPerHr 1 Hour(s)
04/11/2019 00:00	7.9	13.8	6.6	80.4	2,695,186.0	1,358.0	0.9	0.4
04/11/2019 01:00	7.9	13.8	6.6	81.1	2,694,987.5	1,357.9	0.9	0.4
04/11/2019 02:00	7.9	13.8	6.6	81.2	2,691,415.1	1,356.1	0.9	0.4
04/11/2019 03:00	7.9	13.8	6.6	80.6	2,707,887.9	1,364.4	0.9	0.4
04/11/2019 04:00	7.9	13.8	6.6	80.8	2,731,307.0	1,376.2	0.9	0.4
04/11/2019 05:00	9.1	13.4	7.2	125.0	3,405,879.8	1,964.8	1.2	1.0
04/11/2019 06:00	8.9	13.4	7.0	125.4	3,372,997.6	1,921.2	1.2	1.0
04/11/2019 07:00	24.6	16.1	30.2	174.8	1,623,863.4	592.9	3.3	0.8
04/11/2019 08:00	0.0	0.0	0.0	0.0	0.0	0.0	0.0	0.0
04/11/2019 09:00	0.0	0.0	0.0	0.0	0.0	0.0	0.0	0.0
04/11/2019 10:00	0.0	0.0	0.0	0.0	0.0	0.0	0.0	0.0
04/11/2019 11:00	0.0	0.0	0.0	0.0	0.0	0.0	0.0	0.0
04/11/2019 12:00	0.0	0.0	0.0	0.0	0.0	0.0	0.0	0.0
04/11/2019 13:00	0.0	0.0	0.0	0.0	0.0	0.0	0.0	0.0
04/11/2019 14:00	0.0	0.0	0.0	0.0	0.0	0.0	0.0	0.0
04/11/2019 15:00	0.0	0.0	0.0	0.0	0.0	0.0	0.0	0.0
04/11/2019 16:00	0.0	0.0	0.0	0.0	0.0	0.0	0.0	0.0
04/11/2019 17:00	0.0	0.0	0.0	0.0	0.0	0.0	0.0	0.0
04/11/2019 18:00	0.0	0.0	0.0	0.0	0.0	0.0	0.0	0.0
04/11/2019 19:00	0.0	0.0	0.0	0.0	0.0	0.0	0.0	0.0
04/11/2019 20:00	0.0	0.0	0.0	0.0	0.0	0.0	0.0	0.0
04/11/2019 21:00	0.0	0.0	0.0	0.0	0.0	0.0	0.0	0.0
04/11/2019 22:00	0.0	0.0	0.0	0.0	0.0	0.0	0.0	0.0
04/11/2019 23:00	0.0	0.0	0.0	0.0	0.0	0.0	0.0	0.0
<b>Average/Sum#:</b>	10.3	14.0	9.7	103.7	2,740,440.5	1,411.4	1.3	0.6
<b>Minimum:</b>	7.9	13.4	6.6	80.4	1,623,863.4	592.9	0.9	0.4
<b>Maximum:</b>	24.6	16.1	30.2	174.8	3,405,879.8	1,964.8	3.3	1.0
<b>%SI</b>	66.67	66.67	66.67	66.67	66.67	66.67	66.67	66.67

# Daily Summary Report

## CT2 - NH3 Slip



From: 04/01/2019 00:00 To: 06/30/2019 23:59 Facility Name: COLUSA GENERATING STATION  
 Generated: 07/03/2019 08:48 Location: Maxwell, CA

Red = Invalid or Excluded Data | Green = Edited Status | Blue = Edited Value | \* = Excess Emission

	Unit CT2 NOx, Inlet, Ppm 1 Hour(s)	Unit CT2 O2Dry, Inlet, Pct 1 Hour(s)	Unit CT2 NOx, Inlet, Ppmvdc 1 Hour(s)	Unit CT2 NH3, Inj, LbPerHr 1 Hour(s)	Unit CT2 ExhaustFlow, LbPerHr 1 Hour(s)	Unit CT2 HI, MBtuPerHr 1 Hour(s)	Unit CT2 NH3, Slip, Ppmvdc 1 Hour(s)	Unit CT2 NH3slip, LbPerHr 1 Hour(s)
04/12/2019 00:00	0.0	0.0	0.0	0.0	0.0	0.0	0.0	0.0
04/12/2019 01:00	0.0	0.0	0.0	0.0	0.0	0.0	0.0	0.0
04/12/2019 02:00	0.0	0.0	0.0	0.0	0.0	0.0	0.0	0.0
04/12/2019 03:00	0.0	0.0	0.0	0.0	0.0	0.0	0.0	0.0
04/12/2019 04:00	0.0	0.0	0.0	0.0	0.0	0.0	0.0	0.0
04/12/2019 05:00	0.0	0.0	0.0	0.0	0.0	0.0	0.0	0.0
04/12/2019 06:00	0.0	0.0	0.0	0.0	0.0	0.0	0.0	0.0
04/12/2019 07:00	0.0	0.0	0.0	0.0	0.0	0.0	0.0	0.0
04/12/2019 08:00	0.0	0.0	0.0	0.0	0.0	0.0	0.0	0.0
04/12/2019 09:00	0.0	0.0	0.0	0.0	0.0	0.0	0.0	0.0
04/12/2019 10:00	0.0	0.0	0.0	0.0	0.0	0.0	0.0	0.0
04/12/2019 11:00	0.0	0.0	0.0	0.0	0.0	0.0	0.0	0.0
04/12/2019 12:00	0.0	0.0	0.0	0.0	0.0	0.0	0.0	0.0
04/12/2019 13:00	0.0	0.0	0.0	0.0	0.0	0.0	0.0	0.0
04/12/2019 14:00	0.0	0.0	0.0	0.0	0.0	0.0	0.0	0.0
04/12/2019 15:00	0.0	0.0	0.0	0.0	0.0	0.0	0.0	0.0
04/12/2019 16:00	34.4	17.4	58.0	0.0	1,883,814.4	440.2	0.0	0.0
04/12/2019 17:00	36.9	17.1	57.3	194.7	1,862,777.5	516.9	3.1	0.6
04/12/2019 18:00	38.5	15.4	41.3	253.9	2,161,623.5	836.6	3.6	1.2
04/12/2019 19:00	7.7	13.6	6.2	104.4	3,189,633.3	1,700.3	1.0	0.7
04/12/2019 20:00	8.5	13.3	6.6	119.3	3,339,341.4	1,950.8	1.1	0.8
04/12/2019 21:00	7.6	13.8	6.3	96.7	2,700,504.9	1,380.4	1.1	0.6
04/12/2019 22:00	7.6	13.8	6.3	85.1	2,911,591.9	1,488.3	0.9	0.4
04/12/2019 23:00	7.7	13.9	6.5	79.9	2,681,094.8	1,350.9	0.9	0.4
<b>Average/Sum#:</b>	18.6	14.8	23.6	116.8	2,591,297.7	1,208.1	1.5	0.6
<b>Minimum:</b>	7.6	13.3	6.2	0.0	1,862,777.5	440.2	0.0	0.0
<b>Maximum:</b>	38.5	17.4	58.0	253.9	3,339,341.4	1,950.8	3.6	1.2
<b>%SI</b>	66.67	66.67	66.67	66.67	66.67	66.67	66.67	66.67

# Daily Summary Report

## CT2 - NH3 Slip



From: 04/01/2019 00:00 To: 06/30/2019 23:59 Facility Name: COLUSA GENERATING STATION  
 Generated: 07/03/2019 08:48 Location: Maxwell, CA

Red = Invalid or Excluded Data | Green = Edited Status | Blue = Edited Value | \* = Excess Emission

	Unit CT2 NOx, Inlet, Ppm 1 Hour(s)	Unit CT2 O2Dry, Inlet, Pct 1 Hour(s)	Unit CT2 NOx, Inlet, Ppmvdc 1 Hour(s)	Unit CT2 NH3, Inj, LbPerHr 1 Hour(s)	Unit CT2 ExhaustFlow, LbPerHr 1 Hour(s)	Unit CT2 HI, MBtuPerHr 1 Hour(s)	Unit CT2 NH3, Slip, Ppmvdc 1 Hour(s)	Unit CT2 NH3slip, LbPerHr 1 Hour(s)
04/13/2019 00:00	7.8	13.8	6.5	79.9	2,680,300.9	1,350.5	0.9	0.4
04/13/2019 01:00	7.9	13.8	6.6	80.4	2,685,659.5	1,353.2	0.9	0.4
04/13/2019 02:00	7.9	13.8	6.6	81.1	2,686,453.4	1,353.6	0.9	0.4
04/13/2019 03:00	7.9	13.8	6.6	80.8	2,687,445.7	1,354.1	0.9	0.4
04/13/2019 04:00	7.9	13.8	6.6	81.5	2,688,636.5	1,354.7	0.9	0.4
04/13/2019 05:00	7.9	13.8	6.6	81.2	2,696,376.8	1,358.6	0.9	0.4
04/13/2019 06:00	16.3	15.0	16.3	115.2	685,170.9	1,045.7	5.6	2.3
04/13/2019 07:00	0.0	0.0	0.0	0.0	0.0	0.0	0.0	0.0
04/13/2019 08:00	0.0	0.0	0.0	0.0	0.0	0.0	0.0	0.0
04/13/2019 09:00	0.0	0.0	0.0	0.0	0.0	0.0	0.0	0.0
04/13/2019 10:00	0.0	0.0	0.0	0.0	0.0	0.0	0.0	0.0
04/13/2019 11:00	0.0	0.0	0.0	0.0	0.0	0.0	0.0	0.0
04/13/2019 12:00	0.0	0.0	0.0	0.0	0.0	0.0	0.0	0.0
04/13/2019 13:00	0.0	0.0	0.0	0.0	0.0	0.0	0.0	0.0
04/13/2019 14:00	22.7	18.1	47.8	0.0	1,825,247.1	279.9	-0.6	-0.1
04/13/2019 15:00	42.4	15.6	47.2	149.5	2,143,675.9	814.0	2.1	0.7
04/13/2019 16:00	7.5	13.8	6.2	87.5	2,808,312.3	1,415.0	1.0	0.6
04/13/2019 17:00	7.9	13.8	6.6	83.4	2,768,817.3	1,395.1	0.9	0.4
04/13/2019 18:00	9.3	13.3	7.2	132.9	3,291,127.6	1,970.7	1.3	1.0
04/13/2019 19:00	9.5	13.1	7.2	144.0	3,264,581.8	2,074.0	1.4	1.0
04/13/2019 20:00	9.2	13.3	7.1	127.7	3,288,622.6	1,969.2	1.2	1.0
04/13/2019 21:00	9.1	13.3	7.1	125.7	3,278,334.3	1,939.1	1.2	1.0
04/13/2019 22:00	8.0	13.8	6.6	83.2	2,655,118.2	1,357.2	1.0	0.5
04/13/2019 23:00	27.3	16.7	38.4	196.8	1,245,878.5	418.5	4.9	0.8
<b>Average/Sum#:</b>	12.7	14.3	14.0	101.8	2,668,411.8	1,341.4	1.2	0.6
<b>Minimum:</b>	7.5	13.1	6.2	0.0	1,245,878.5	279.9	-0.6	-0.1
<b>Maximum:</b>	42.4	18.1	47.8	196.8	3,291,127.6	2,074.0	4.9	1.0
<b>%SI</b>	29.17	29.17	29.17	29.17	33.33	29.17	33.33	33.33



# Daily Summary Report

## CT2 - NH3 Slip



From: 04/01/2019 00:00 To: 06/30/2019 23:59 Facility Name: COLUSA GENERATING STATION  
 Generated: 07/03/2019 08:48 Location: Maxwell, CA

Red = Invalid or Excluded Data | Green = Edited Status | Blue = Edited Value | \* = Excess Emission

	Unit CT2 NOx, Inlet, Ppm 1 Hour(s)	Unit CT2 O2Dry, Inlet, Pct 1 Hour(s)	Unit CT2 NOx, Inlet, Ppmvdc 1 Hour(s)	Unit CT2 NH3, Inj, LbPerHr 1 Hour(s)	Unit CT2 ExhaustFlow, LbPerHr 1 Hour(s)	Unit CT2 HI, MBtuPerHr 1 Hour(s)	Unit CT2 NH3, Slip, Ppmvdc 1 Hour(s)	Unit CT2 NH3slip, LbPerHr 1 Hour(s)
04/14/2019 00:00	0.0	0.0	0.0	0.0	0.0	0.0	0.0	0.0
04/14/2019 01:00	0.0	0.0	0.0	0.0	0.0	0.0	0.0	0.0
04/14/2019 02:00	0.0	0.0	0.0	0.0	0.0	0.0	0.0	0.0
04/14/2019 03:00	0.0	0.0	0.0	0.0	0.0	0.0	0.0	0.0
04/14/2019 04:00	0.0	0.0	0.0	0.0	0.0	0.0	0.0	0.0
04/14/2019 05:00	0.0	0.0	0.0	0.0	0.0	0.0	0.0	0.0
04/14/2019 06:00	0.0	0.0	0.0	0.0	0.0	0.0	0.0	0.0
04/14/2019 07:00	0.0	0.0	0.0	0.0	0.0	0.0	0.0	0.0
04/14/2019 08:00	0.0	0.0	0.0	0.0	0.0	0.0	0.0	0.0
04/14/2019 09:00	0.0	0.0	0.0	0.0	0.0	0.0	0.0	0.0
04/14/2019 10:00	0.0	0.0	0.0	0.0	0.0	0.0	0.0	0.0
04/14/2019 11:00	0.0	0.0	0.0	0.0	0.0	0.0	0.0	0.0
04/14/2019 12:00	0.0	0.0	0.0	0.0	0.0	0.0	0.0	0.0
04/14/2019 13:00	0.0	0.0	0.0	0.0	0.0	0.0	0.0	0.0
04/14/2019 14:00	0.0	0.0	0.0	0.0	0.0	0.0	0.0	0.0
04/14/2019 15:00	0.0	0.0	0.0	0.0	0.0	0.0	0.0	0.0
04/14/2019 16:00	0.0	0.0	0.0	0.0	0.0	0.0	0.0	0.0
04/14/2019 17:00	0.0	0.0	0.0	0.0	0.0	0.0	0.0	0.0
04/14/2019 18:00	0.0	0.0	0.0	0.0	0.0	0.0	0.0	0.0
04/14/2019 19:00	0.0	0.0	0.0	0.0	0.0	0.0	0.0	0.0
04/14/2019 20:00	0.0	0.0	0.0	0.0	0.0	0.0	0.0	0.0
04/14/2019 21:00	0.0	0.0	0.0	0.0	0.0	0.0	0.0	0.0
04/14/2019 22:00	0.0	0.0	0.0	0.0	0.0	0.0	0.0	0.0
04/14/2019 23:00	0.0	0.0	0.0	0.0	0.0	0.0	0.0	0.0
Average/Sum#:	0.0	0.0	0.0	0.0	0.0	0.0	0.0	0.0
Minimum:	0.0	0.0	0.0	0.0	0.0	0.0	0.0	0.0
Maximum:	0.0	0.0	0.0	0.0	0.0	0.0	0.0	0.0
%SI	100.00	100.00	100.00	100.00	100.00	100.00	100.00	100.00