

DOCKETED

Docket Number:	17-AAER-06
Project Title:	Commercial and Industrial Fans & Blowers
TN #:	224115
Document Title:	Presentation - Commercial and Industrial Fans and Blowers
Description:	Proposed Standard Draft Staff Report - Presentation by Alejandro Galdamez - July 10, 2018 Workshop
Filer:	Alex Galdamez
Organization:	California Energy Commission
Submitter Role:	Commission Staff
Submission Date:	7/10/2018 3:24:21 PM
Docketed Date:	7/10/2018

Commercial and Industrial Fans and Blowers

Proposed Standard Draft Staff Report



Alejandro Galdamez
July 10, 2018
California Energy Commission

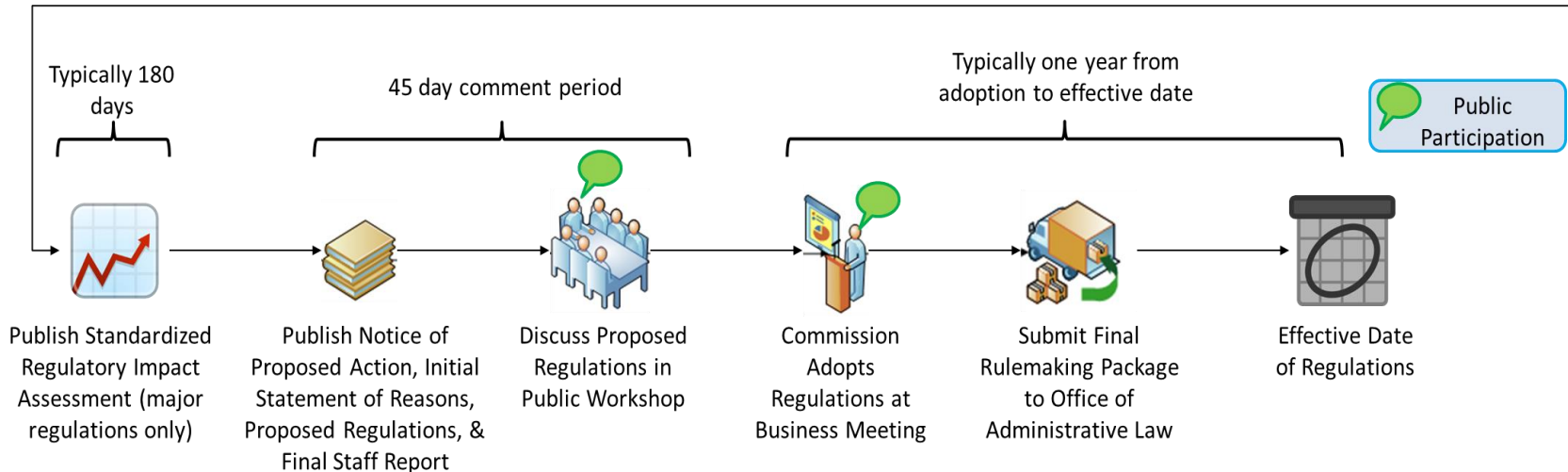
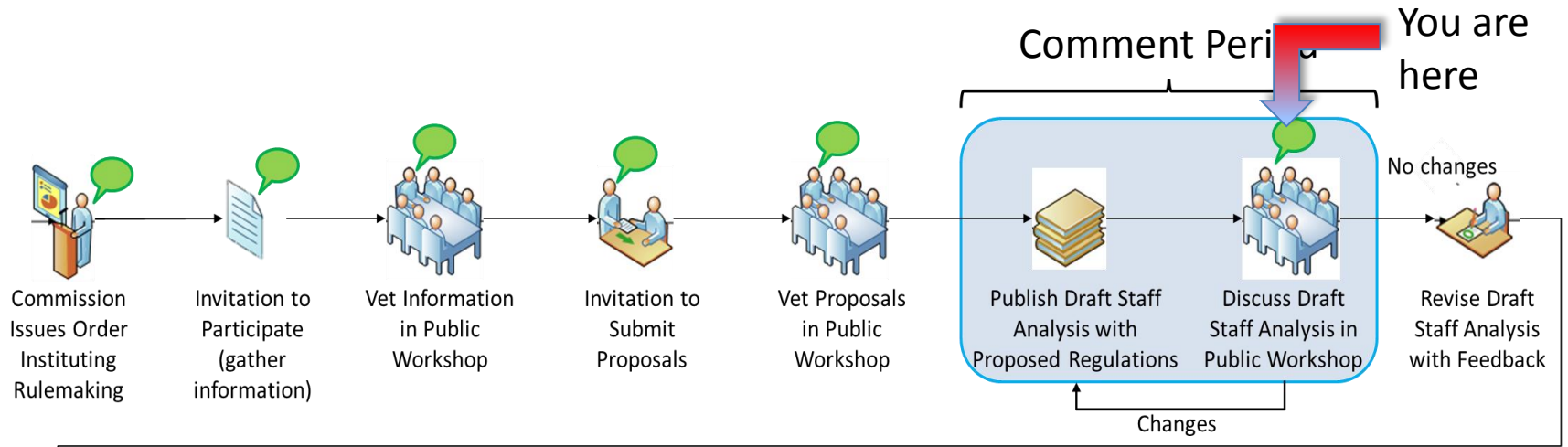


Presentation Agenda

- Rulemaking Process
- Background
- Staff Proposal
- Technical Feasibility
- Savings Methodology
- Cost Effectiveness
- Statewide Energy Savings
- Conclusions
- Scheduled Presentations
- Public Comments



Rulemaking Process





Background

- The U.S. Department of Energy started the process to regulate commercial and industrial fans and blowers
- Issued the Notices of Data Availability and used data provided by industry for the analysis
- DOE assumptions were used in analyzing embedded fan shipments



Staff Proposal

- Staff proposal focuses on stand-alone fans and embedded fans in non-regulated equipment



Stand-alone axial inline fan



Axial panel embedded fans



Staff Proposal

- The draft staff report contains proposal details
 - <https://efiling.energy.ca.gov/GetDocument.aspx?tn=223774>
- Staff seeks comments and supporting data for the proposed standard



Staff Proposal

- Stand-alone and embedded fans in non-regulated equipment:
 - Break horsepower greater or equal to 1 horsepower or 1 kilowatt
 - Air horsepower less than or equal to 150
- Covered fans: Axial inline fans, axial panel fans, centrifugal housed and unhoused fans, centrifugal inline fans, inline mixed flow fans, power roof/wall ventilators



Staff Proposal

- CEC staff is proposing the Fan Energy Index (FEI) of 1 as the metric for the fans covered under this proposal
- FEI is equal to the Reference Fan Electrical input power (FEP_{ref}) compared to the actual fan electrical input power (FEP_{act})

$$FEI = FEP_{ref} / FEP_{act}$$

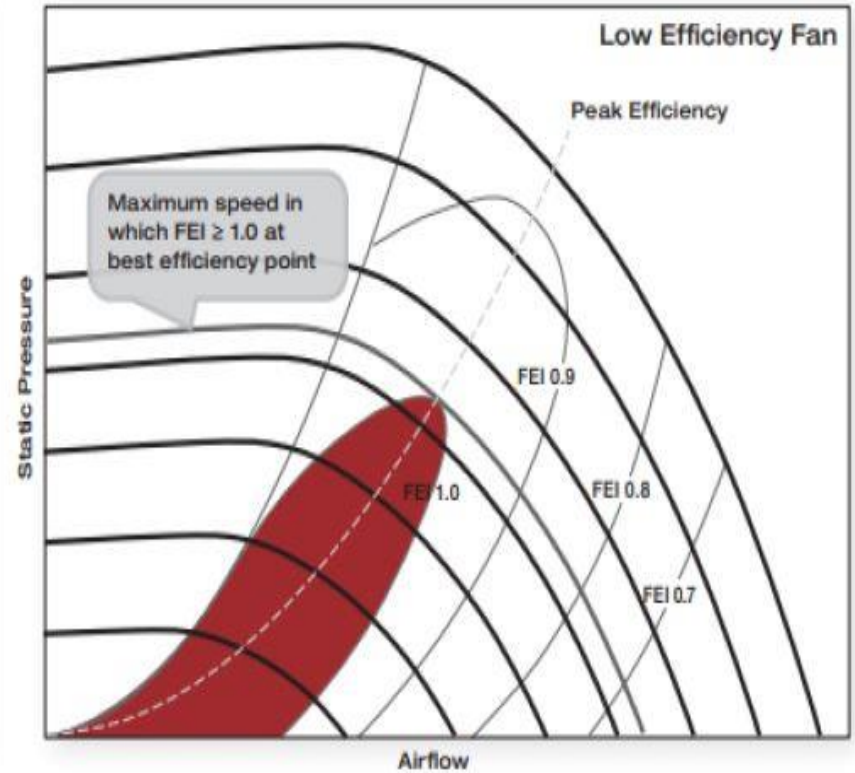
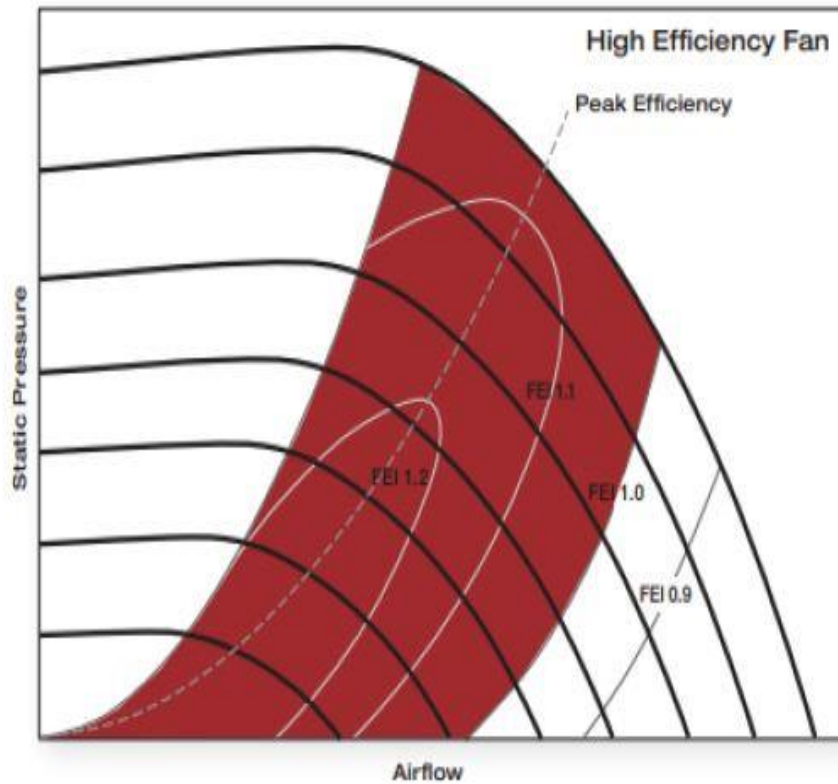


Staff Proposal

- ANSI/AMCA 208-18 Calculation of the Fan Energy Index
 - AMCA 208-18 requires ANSI/AMCA Standards 210 and ANSI/AMCA 207
 - Both AMCA 210 and AMCA 207 are necessary for the calculations of AMCA 208

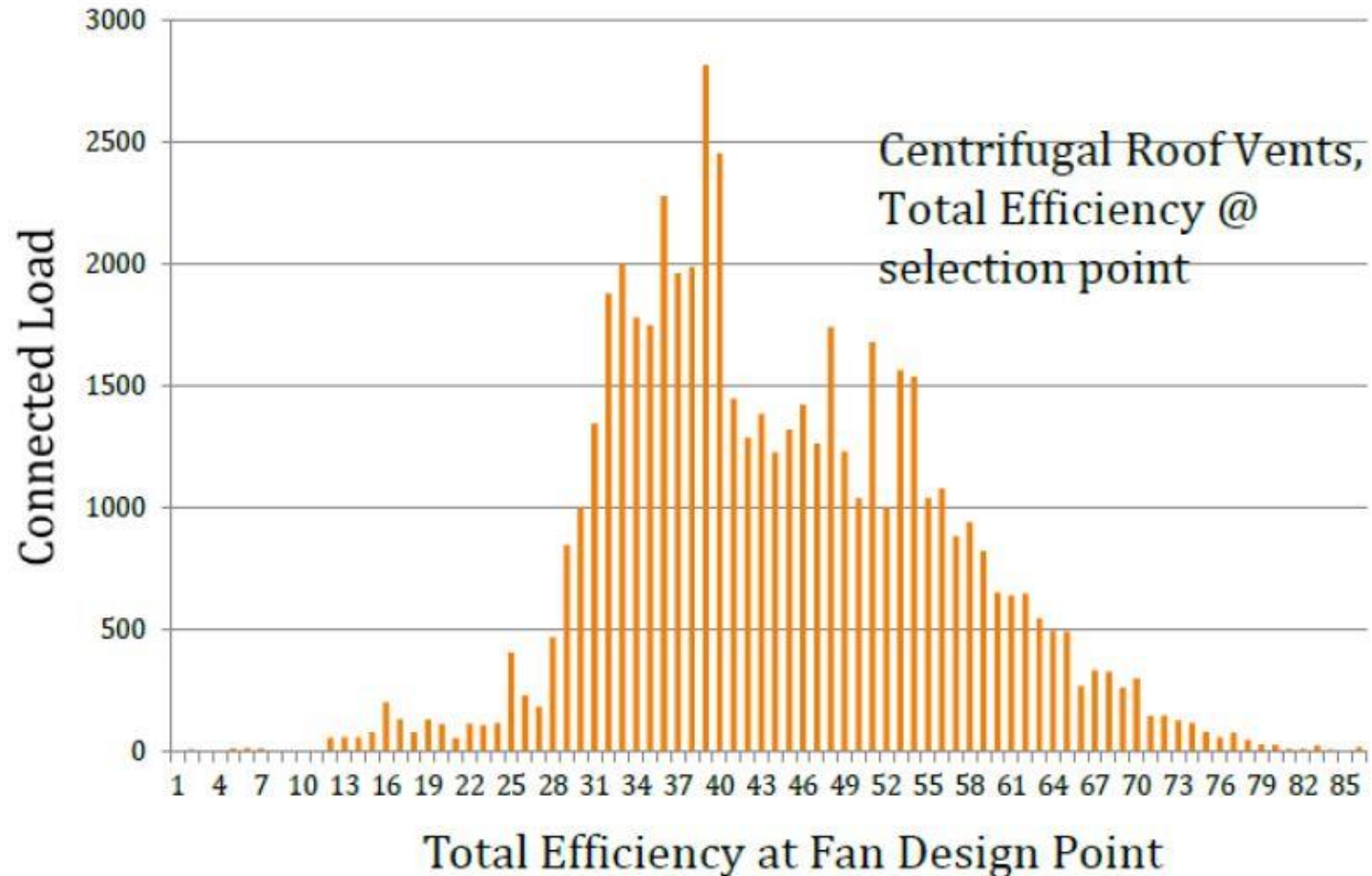


Technical Feasibility



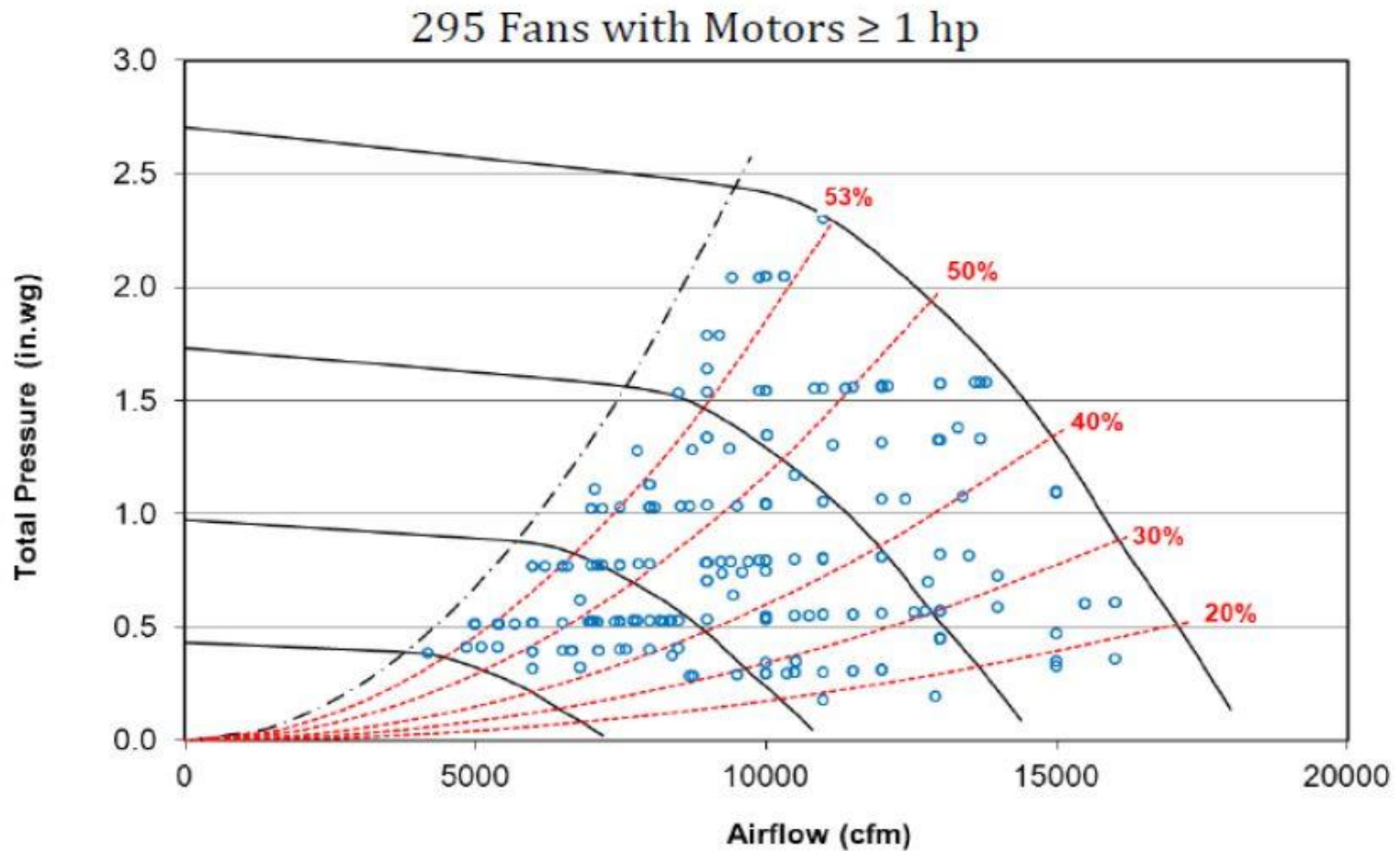


Technical Feasibility





Technical Feasibility





Technical Feasibility

Fan Model	Design BHP	FEI	Operation Cost (\$/yr)	Weight (lbs)	Housing Width	Budget Cost
Sq Inline 30 "	5.33	0.62	\$1,363	571	46"	\$3,300
Sq Inline 42"	2.92	1.12	\$758	735	58"	\$4,050
Mixed Flow 27"	2.77	1.18	\$719	611	41"	\$6,700
★ EQB-27	2.83	1.16	\$734	451	41"	\$3,900



30" Sq Inline



42" Sq Inline



27" Mixed Flow



EQB-27



Technical Feasibility

- The figures on slides 11 and 12 represent two different centrifugal stand-alone fans
- The same technical feasibility is applicable to stand-alone fans and embedded fans since:
 - When tested outside of the embedded unit, it will perform exactly the same as a stand-alone fan
 - Current design practices for some embedded fans is driven by space available and not efficiency
 - For some embedded fans, the system is built around the fan (i.e. air chillers)



Technical Feasibility

- We received additional information on the FEI compliance on Unitary Rooftop units

Fan Example in a Unitary Rooftop	TSP	FEI (EL1)			FEI (EL2)			FEI (EL3)			FEI (EL4)			FEI (EL5)			FEI (EL6)		
	8.8	1.3	1.4	1.4	1.2	1.3	1.3	1.1	1.2	1.2	1.1	1.2	1.2	1.0	1.1	1.1	0.9	0.9	1.0
	5.0	1.4	1.4	1.4	1.3	1.4	1.3	1.3	1.3	1.2	1.2	1.2	1.1	1.1	1.1	1.1	1.0	1.0	0.9
	1.3	1.5	1.3	1.2	1.4	1.2	1.1	1.3	1.1	1.0	1.3	1.1	1.0	1.2	1.0	0.9	1.0	0.9	0.8
CFM	29000	43500	58000	29000	43500	58000	29000	43500	58000	29000	43500	58000	29000	43500	58000	29000	43500	58000	
%Fail	0%			0%			0%			11%			11%			89%			



Savings Methodology

- California Energy Commission staff used operating costs for different fans at the different efficiency levels as calculated in DOE's third NODA
- The calculation is based on the difference in operational cost between a non compliant fan and one operating at efficiency level 3



Cost Effectiveness Stand-alone Fans

Fan Type	Per Unit Electricity Savings (kWh/yr)	Per Unit Incremental Cost (\$)	Average Lifetime (yr)	Per Unit Average Annual Savings (\$/yr)	Life Cycle Net benefit (\$/unit)
Axial Cylindrical Housed	1,155	399	29	169	2,839
Panel	500	53	28	85	1,542
Centrifugal Housed	408	33	27	69	1,236
Centrifugal Unhoused	130	39	27	22	365
Inline Mixed Flow	1,131	689	27	192	2,830
Radial	2,211	221	30	323	6,111
Power Roof Ventilators	927	595	30	157	2,489



Cost Effectiveness Embedded Fans

Fan Type	Per Unit Electricity Savings (kWh/yr)	Per Unit Incremental Cost (\$)	Average Lifetime (Yr)	Per Unit Average Annual Savings (\$/yr)	Life Cycle Net Benefit (\$/unit)
Axial Cylindrical Housed	362	187	18	61	657
Panel	102	56	21	17	211
Centrifugal Housed	380	178	18	65	709
Centrifugal Unhoused	130	47	17	22	243



Statewide Energy Savings

- Stand-alone fans:
 - First year: 50 GWh
 - After full stock turnover: 1,400 GWh/year
- Embedded fans:
 - First year: 24 GWh
 - After full stock turnover: 430 GWh/year



Conclusions

- Cost-effective
 - Calculated savings include a discount rate of 3%
- Technically feasible to achieve
- First year energy savings (~74 GWh)
- Energy savings after full stock turnover (~1800 GWh/year)
 - Compare:
 - Battery chargers: 2,200 GWh/year
 - State-regulated LEDs: 859 GWh/year
 - Portable electric spas: 218 GWh/year



Conclusions

- First Year Savings
 - ~\$183 million
- Savings after stock turnover:
 - ~\$529 million per yearor
 - ~\$4.8 billion cumulative savings for California consumers



Stand-alone Fans Discussion

- Definition
 - All covered stand-alone definitions
- Exemptions
 - Circulating fans
 - Energy Commission staff did not include emergency fans due to concerns on how they are identified



Stand-alone Fans Discussion

- Test procedure
 - Basic model testing
 - Energy Commission is seeking more information, examples, and data on the implementation of fan laws for testing and/or reporting



Embedded Fans Discussion

- Embedded fans definition
 - Comments on the definition for embedded fans
 - Energy Commission is seeking definitions for embedded fans that would prevent loopholes in regulations



Embedded Fans Discussion

- Scope
 - Energy Commission is accepting substantiated comments to define the scope of embedded fans



Embedded Fans Discussion

- Test Procedure
 - Energy Commission staff is seeking engineering data and information supporting whether or not the test procedure is representative for embedded fans



Embedded Fans Discussion

- Energy Savings
 - Preliminary calculations received show significant energy savings for California
 - Energy Commission staff is accepting data and analysis supporting a different conclusion for embedded fans



Embedded Fans Discussion

- Cost effectiveness
 - Energy Commission staff has received comments on additional costs associated with embedded fans
 - Energy Commissions is requesting data and itemized information on cost increases



Comments

- Comments due by 5:00 p.m. on July 31, 2018
- To submit electronically:
 - Go to <http://www.energy.ca.gov/appliances/2017-AAER-06-13/17-AAER-06.html>
 - Click on “Submit eComment”
- To send a hard copy:

California Energy Commission
Dockets Office, MS-4
Re: Docket No. 17-AAER-06
1516 Ninth Street
Sacramento, CA 95814-5512
- To send a digital copy: docket@energy.ca.gov include docket number 17-AAER-06 and indicate Commercial and Industrial Fans and Blowers in the subject line



Thank you!

Alejandro Galdamez P.E.

Appliances Office

Efficiency Division

Alejandro.Galdamez@energy.ca.gov

(916) 654-4315