

DOCKET	
08-AFC-2	
DATE	<u>JAN 13 2009</u>
RECD.	<u>JAN 13 2009</u>

January 13, 2009

BY U.S. MAIL AND ELECTRONIC MAIL

Docket Unit, No. 08-AFC-2
California Energy Commission
1516 Ninth Street
Sacramento, CA 95814

Re: Beacon Energy Solar Project, AFC No. 08-AFC-2

Dear Docket Clerk:

Attached for docketing are the portions of the appendices to the Beacon Dry Cooling Evaluation. I am also enclosing a copy of the cover of the document for docket-stamping and returning in the enclosed envelope.

If you have any questions please don't hesitate to contact me.

Very truly yours,

DOWNEY BRAND LLP



Sophia J. Rowlands

:ln

Attachments



WorleyParsons

resources & energy

WorleyParsons Report No. [FPLS-0-LI-450-0001](#)
WorleyParsons Job No. 52002501

FPLE – Project Beacon Dry Cooling Report

APPENDICES

Prepared for:
FPL Energy

Prepared by:
Geoff Baxter, Project Manager
WorleyParsons Group, Inc.
2330 E. Bidwell Suite 150
Folsom, California 95630 USA

February 1, 2008



Leadership
No Incidents
Safe Behavior



WorleyParsons

resources & energy

WorleyParsons Report No. [FPLS-0-LI-450-0001](#)
WorleyParsons Job No. 52002501

APPENDIX D – SUMMARY OF AMBIENT CONDITIONS



Leadership
No Incidents
Safe Behavior

INTERNATION STATION METEOROLOGICAL CLIMATE SUMMARY

Source: Department of the Air Force, the Army, and the Navy - Engineering Weather Data
Edwards AFB, Berarndino California

Annual Average (Daytime 9-4pm)

DB	MCWB
71	52

Summer Average (Jul-Sep, Daytime 9-4pm)

DB	MCWB
91	62

Winter Average (Dec-Feb Daytime 9-4pm)

DB	MCWB
52	42

AMBIENT OPERATING CONDITIONS FOR PROJECT BEACON

ASHRAE SUMMER PEAK DB (2%)

Jul	105.6
Aug	106.1
Sep	103.5
Average	103.5

ASHRAE SUMMER PEAK WB (2%)

Jul	68.3
Aug	68.4
Sep	67.2
Average	68.0

Water Balance and ACC tower will be sized based on a summer peak of **103.5** DB F
Wet Cooling Tower will be based on a summer peak of **68.0** WB F

Notes: **103.5** Deg F is between the .4% and 1% DB temperature and is conservative enough for water mass balance calculations.

68.0 Deg F is between the .4 and 1% WB temperatures and is conservative enough for cooling tower sizing.



WorleyParsons

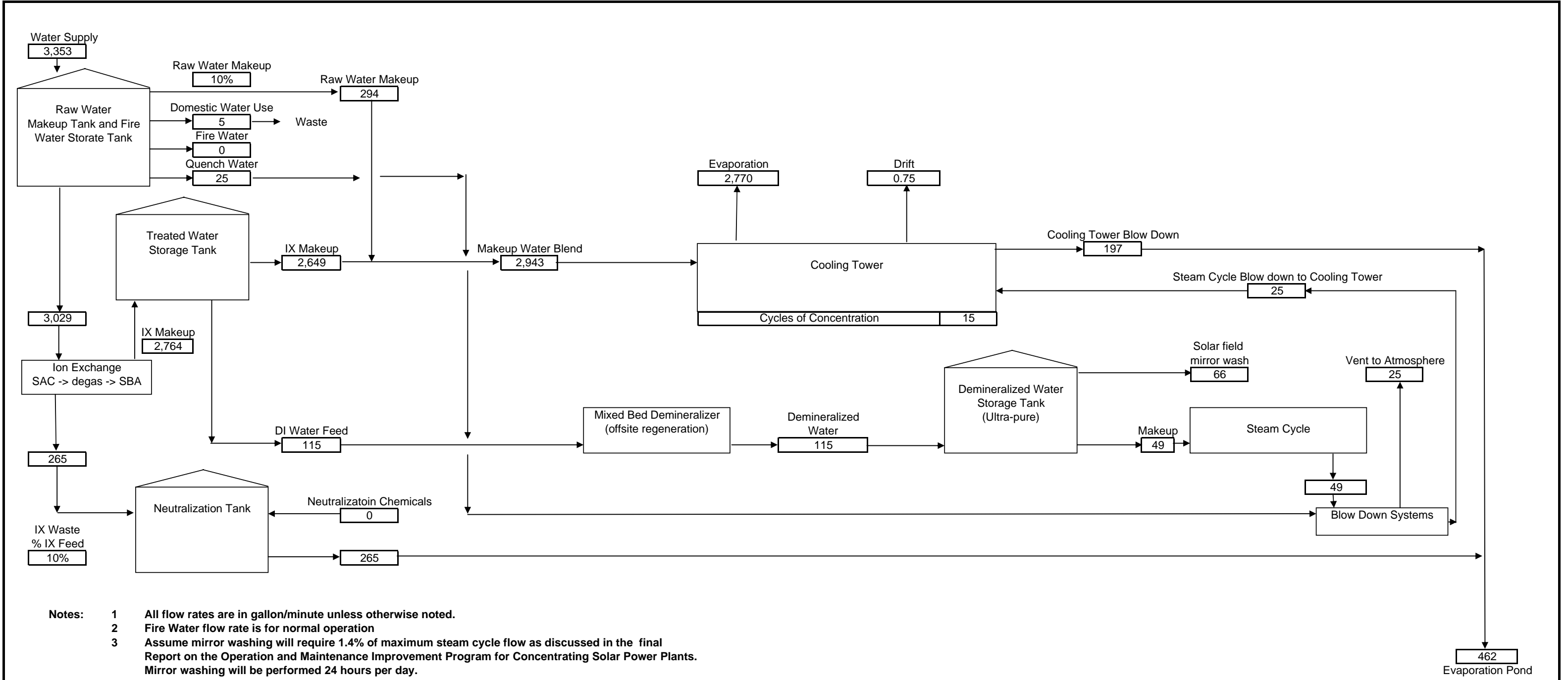
resources & energy

WorleyParsons Report No. [FPLS-0-LI-450-0001](#)
WorleyParsons Job No. 52002501

APPENDIX F – Wet Cooling Water Balances




Leadership
No Incidents
Safe Behavior

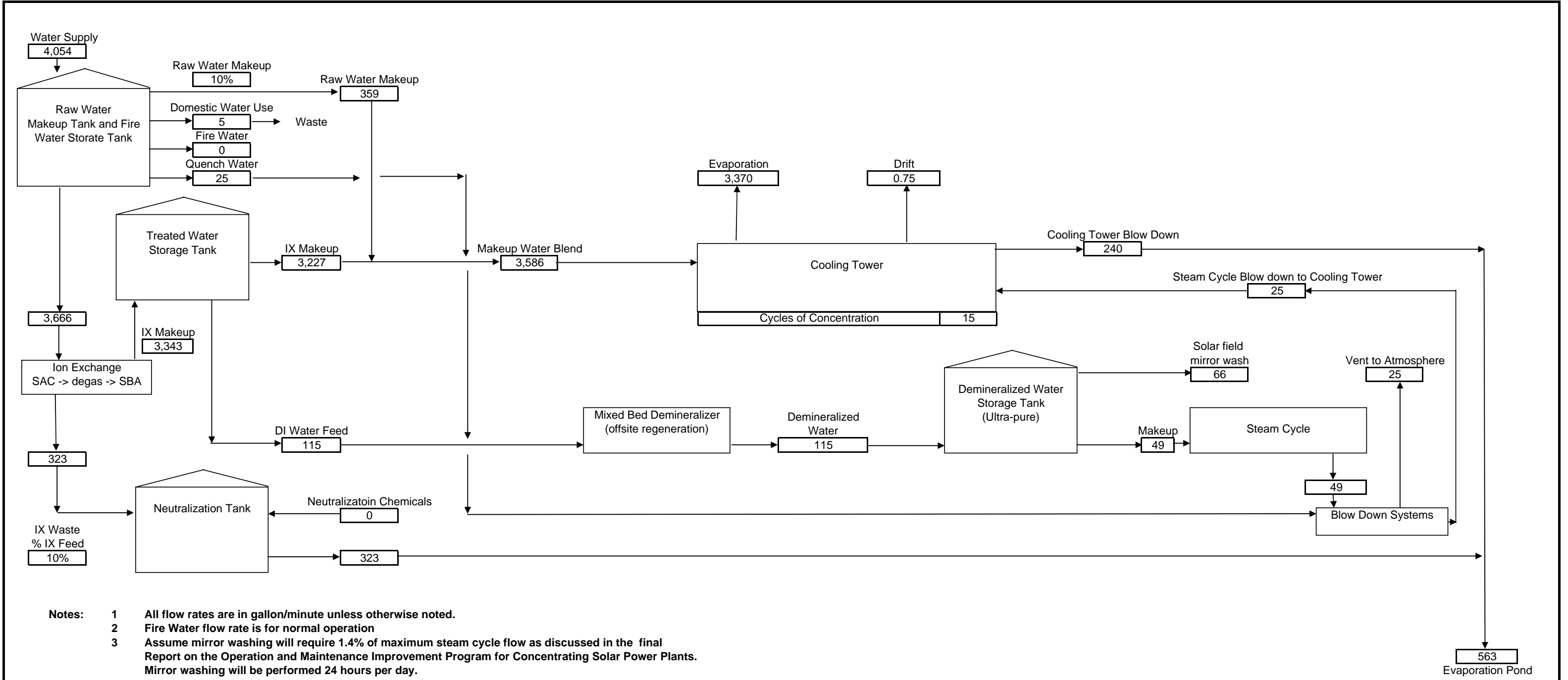


- Notes:**
- 1 All flow rates are in gallon/minute unless otherwise noted.
 - 2 Fire Water flow rate is for normal operation
 - 3 Assume mirror washing will require 1.4% of maximum steam cycle flow as discussed in the final Report on the Operation and Maintenance Improvement Program for Concentrating Solar Power Plants. Mirror washing will be performed 24 hours per day.
 - 4 Mirror washing will not be performed in the event of water plant shutdown or well shutdown.
 - 5 Demin Plant will be sized to operate 24 hours per day.

B	Water Balance with pre-treatment (Opt 2)	SDS	10/31/07
A	Initial format and calculations	MRP	05/03/07
Rev.	Description	By	Date

Design Case:		
Configuration	Solar/Steam Cycle	
Dry bulb Temp	80	Deg F
Wet Bulb Temp	57	Deg F
Amb Pressure	13.51	psia

 WorleyParsons resources & energy	Water Balance, Annual Typical	
	FPLE Solar	
		Rev. B



- Notes:**
- 1 All flow rates are in gallon/minute unless otherwise noted.
 - 2 Fire Water flow rate is for normal operation
 - 3 Assume mirror washing will require 1.4% of maximum steam cycle flow as discussed in the final Report on the Operation and Maintenance Improvement Program for Concentrating Solar Power Plants. Mirror washing will be performed 24 hours per day.
 - 4 Mirror washing will not be performed in the event of water plant shutdown or well shutdown.
 - 5 Demin Plant will be sized to operate 24 hours per day.

Rev.	Description	By	Date
B	Water Balance with pre-treatment (Opt 2)	SDS	10/31/07
A	Initial format and calculations	MRP	05/03/07

Design Case:		
Configuration	Solar/Steam Cycle	
Dry bulb Temp	107	Deg F
Wet Bulb Temp	65	Deg F
Amb Pressure	13.51	psia

WorleyParsons
resources & energy

Water Balance, Summer Typical

FPLE Solar

Rev. B



WorleyParsons

resources & energy

WorleyParsons Report No. [FPLS-0-LI-450-0001](#)
WorleyParsons Job No. 52002501

APPENDIX G – Wet Cooling Net Electrical Output



Leadership
No Incidents
Safe Behavior

Average Dry Bulb Temperature (degree F) @ Daggett, CA

Hours/ Month	Jan	Feb	Mar	Apr	May	Jun	Jul	Aug	Sep	Oct	Nov	Dec
0.5	34.68	39.11	41.52	45.97	51.16	56.64	60.59	60.93	56.94	47.57	40.18	36.88
1.5	34.18	38.66	41.12	45.47	50.64	56.01	59.97	60.55	56.14	47.24	39.82	36.43
2.5	33.70	38.26	40.75	44.92	49.90	55.38	59.37	60.13	56.04	46.96	39.44	35.99
3.5	33.20	37.78	40.32	44.39	49.20	54.69	58.69	59.67	55.39	46.60	39.05	35.51
4.5	32.94	37.57	40.21	44.75	48.90	55.33	59.36	59.88	54.97	46.53	38.81	35.29
5.5	32.71	37.32	40.09	45.08	50.20	55.94	60.13	60.00	54.50	46.48	38.56	35.08
6.5	32.45	37.09	39.96	45.43	52.18	56.58	60.83	60.21	56.00	46.41	38.29	34.84
7.5	34.97	40.36	42.31	47.36	54.21	58.09	62.40	62.15	57.97	48.92	41.02	36.78
8.5	37.35	43.31	44.46	48.95	56.07	59.38	63.67	63.82	59.42	51.13	43.50	38.59
9.5	39.48	45.83	46.30	50.15	57.01	60.26	64.68	65.21	60.99	53.06	45.74	40.33
10.5	41.16	46.97	47.26	50.97	57.99	60.95	65.65	65.82	61.83	54.07	47.20	41.82
11.5	42.73	47.91	48.06	51.64	58.19	61.54	66.42	66.19	62.49	54.94	48.52	43.22
12.5	44.15	48.68	48.78	52.18	58.61	62.02	67.17	66.51	63.18	55.67	49.63	44.43
13.5	44.46	48.91	48.87	52.32	58.38	62.33	67.42	66.42	63.73	55.74	49.80	44.50
14.5	44.75	49.08	48.97	52.47	57.65	62.63	67.64	66.45	63.93	55.74	50.00	44.52
15.5	45.06	49.29	49.05	52.62	57.61	62.93	67.87	66.33	63.13	55.81	50.17	44.59
16.5	43.26	47.62	48.12	51.91	56.68	62.15	66.90	65.49	62.66	54.43	48.25	43.22
17.5	41.28	45.68	47.10	50.99	55.95	61.27	65.93	64.56	61.72	52.95	46.11	41.77
18.5	39.15	43.50	45.87	49.99	54.62	60.28	64.84	63.62	60.67	51.26	43.85	40.23
19.5	38.34	42.65	45.16	49.47	53.86	59.61	64.24	63.17	59.81	50.45	43.02	39.55
20.5	37.46	41.76	44.42	48.78	53.23	58.74	63.64	62.72	58.92	49.46	42.19	38.83
21.5	36.56	40.73	43.56	48.01	52.92	57.82	62.75	62.01	58.90	48.50	41.26	38.07
22.5	36.02	40.24	43.02	47.36	52.55	57.47	62.07	61.63	58.30	48.12	40.82	37.61
23.5	35.49	39.70	42.47	46.73	52.22	57.04	61.46	61.31	57.51	47.78	40.39	37.18

Average Dry Bulb Temperature (degree F) @ Daggett, CA

Hours/ Month	Jan	Feb	Mar	Apr	May	Jun	Jul	Aug	Sep	Oct	Nov	Dec
0.5	41.38	45.64	51.41	56.98	64.26	75.13	80.90	79.07	71.59	61.36	49.72	44.59
1.5	40.66	44.89	50.70	56.01	62.86	73.80	79.40	77.80	70.00	60.52	48.93	43.80
2.5	39.98	44.18	50.06	55.05	61.51	72.40	77.84	76.50	69.45	59.69	48.17	43.05
3.5	39.26	43.41	49.36	54.06	60.10	71.04	76.30	75.20	67.70	58.83	47.37	42.25
4.5	38.87	42.99	49.19	54.52	58.85	72.10	77.33	75.42	66.28	58.58	46.84	41.88
5.5	38.52	42.58	49.02	54.93	60.86	73.21	78.40	75.58	65.82	58.37	46.33	41.50
6.5	38.13	42.14	48.83	55.38	64.84	74.29	79.44	75.80	69.02	58.13	45.77	41.12
7.5	41.98	47.27	53.01	59.68	69.88	78.46	83.56	80.15	74.17	62.81	50.17	44.05
8.5	45.88	52.42	57.24	63.93	74.03	82.66	87.64	84.53	78.97	67.49	54.56	46.99
9.5	49.73	57.54	61.42	68.23	77.71	86.83	91.75	88.88	83.09	72.17	58.96	49.92
10.5	52.81	60.43	63.94	70.83	81.27	89.31	94.61	91.49	86.85	74.99	62.18	52.80
11.5	55.86	63.32	66.46	73.38	83.64	91.72	97.39	94.06	89.76	77.77	65.47	55.74
12.5	58.94	66.21	68.98	75.99	85.30	94.20	100.24	96.67	91.69	80.58	68.69	58.62
13.5	59.37	66.98	69.32	76.39	86.52	94.90	101.14	97.25	92.81	80.99	69.03	58.84
14.5	59.79	67.72	69.59	76.77	87.06	95.58	102.07	97.85	93.00	81.40	69.36	59.00
15.5	60.23	68.50	69.93	77.18	86.42	96.28	102.97	98.43	92.23	81.81	69.70	59.23
16.5	56.67	64.34	67.07	74.40	84.19	93.58	100.45	96.23	90.16	78.12	65.73	56.50
17.5	53.11	60.16	64.22	71.62	81.41	90.89	97.98	93.98	87.07	74.47	61.75	53.80
18.5	49.49	55.98	61.32	68.79	77.35	88.15	95.41	91.74	83.99	70.76	57.74	51.08
19.5	47.81	53.79	59.27	66.43	74.17	85.35	92.42	89.16	81.12	68.53	55.81	49.61
20.5	46.08	51.61	57.26	64.07	71.50	82.57	89.43	86.64	78.76	66.36	53.91	48.15
21.5	44.41	49.43	55.26	61.74	69.60	79.81	86.50	84.10	76.69	64.14	52.04	46.67
22.5	43.44	48.22	54.10	60.21	67.85	78.27	84.67	82.35	74.38	63.09	51.21	45.91
23.5	42.47	47.02	52.97	58.67	66.43	76.72	82.84	80.63	73.11	62.08	50.32	45.20

Average Dry Bulb Temperature (degree C)

	Jan	Feb	Mar	Apr	May	Jun	Jul	Aug	Sep	Oct	Nov	Dec
0.5	5.21	7.58	10.78	13.88	17.92	23.96	27.17	26.15	21.99	16.31	9.84	6.99
1.5	4.81	7.16	10.39	13.34	17.14	23.22	26.33	25.45	21.11	15.84	9.40	6.56
2.5	4.44	6.77	10.04	12.80	16.39	22.45	25.47	24.72	20.80	15.38	8.98	6.14
3.5	4.03	6.34	9.65	12.26	15.61	21.69	24.61	24.00	19.83	14.90	8.54	5.69
4.5	3.82	6.10	9.55	12.51	14.92	22.28	25.18	24.12	19.05	14.77	8.25	5.49
5.5	3.62	5.88	9.46	12.74	16.03	22.89	25.78	24.21	18.79	14.65	7.96	5.28
6.5	3.41	5.64	9.35	12.99	18.24	23.50	26.36	24.33	20.57	14.52	7.65	5.07
7.5	5.55	8.48	11.67	15.38	21.05	25.81	28.64	26.75	23.43	17.12	10.10	6.70
8.5	7.71	11.34	14.02	17.74	23.35	28.15	30.91	29.18	26.10	19.72	12.53	8.33
9.5	9.85	14.19	16.35	20.13	25.40	30.46	33.20	31.60	28.38	22.32	14.98	9.96
10.5	11.56	15.79	17.75	21.57	27.37	31.84	34.78	33.05	30.47	23.88	16.77	11.56
11.5	13.26	17.40	19.15	22.99	28.69	33.18	36.33	34.48	32.09	25.43	18.60	13.19
12.5	14.97	19.00	20.55	24.44	29.61	34.56	37.91	35.93	33.16	26.99	20.38	14.79
13.5	15.21	19.43	20.74	24.66	30.29	34.94	38.41	36.25	33.78	27.22	20.57	14.91
14.5	15.44	19.85	20.88	24.87	30.59	35.32	38.93	36.58	33.89	27.45	20.75	15.00
15.5	15.68	20.28	21.07	25.10	30.24	35.71	39.43	36.91	33.46	27.67	20.94	15.13
16.5	13.70	17.97	19.48	23.55	28.99	34.21	38.03	35.68	32.31	25.62	18.74	13.61
17.5	11.73	15.64	17.90	22.01	27.45	32.72	36.66	34.43	30.60	23.60	16.53	12.11
18.5	9.72	13.32	16.29	20.44	25.20	31.19	35.23	33.19	28.88	21.54	14.30	10.60
19.5	8.78	12.10	15.15	19.13	23.43	29.64	33.57	31.76	27.29	20.30	13.23	9.78
20.5	7.82	10.90	14.04	17.82	21.94	28.09	31.91	30.36	25.98	19.09	12.17	8.97
21.5	6.90	9.68	12.92	16.52	20.89	26.56	30.28	28.95	24.83	17.86	11.13	8.15
22.5	6.36	9.01	12.28	15.67	19.92	25.71	29.26	27.97	23.54	17.27	10.67	7.73
23.5	5.82	8.35	11.65	14.82	19.13	24.85	28.25	27.02	22.84	16.71	10.18	7.33

Dew Point Temperature (degree F) @ Daggett, CA

Hours/ Month	Jan	Feb	Mar	Apr	May	Jun	Jul	Aug	Sep	Oct	Nov	Dec
0.5	23.22	29.56	28.02	33.41	39.17	41.70	46.23	48.58	44.51	32.06	26.92	24.68
1.5	24.30	30.26	28.71	33.75	39.41	41.60	46.16	48.87	44.29	32.88	28.06	25.76
2.5	24.04	30.21	28.60	33.54	38.96	41.45	46.05	48.98	44.45	33.21	28.05	25.75
3.5	22.53	29.16	27.59	32.90	38.90	40.94	45.55	48.82	44.56	32.72	27.07	24.48
4.5	23.67	30.13	28.39	33.85	39.54	41.74	46.41	49.35	44.90	33.46	28.17	25.66
5.5	23.62	30.05	28.37	34.22	40.60	42.22	47.26	49.45	44.50	33.61	28.27	25.70
6.5	22.20	29.26	27.58	34.12	41.37	42.73	47.87	49.69	44.92	33.21	27.33	24.46
7.5	24.43	31.53	28.91	34.45	41.38	42.76	48.40	50.77	44.97	34.75	29.47	26.49
8.5	25.08	32.38	29.02	33.60	42.03	42.22	48.32	51.30	44.35	35.23	30.18	27.06
9.5	24.11	31.74	27.52	30.90	40.63	40.63	47.67	51.33	44.20	34.94	29.67	26.38
10.5	25.49	31.92	27.70	30.69	39.80	40.17	47.82	50.73	43.44	34.76	30.55	27.45
11.5	25.52	30.75	26.55	29.53	38.05	39.70	47.56	49.43	42.55	34.06	30.17	27.20
12.5	23.79	27.97	23.75	27.04	37.35	38.93	47.39	47.97	42.68	32.64	28.60	25.39
13.5	25.40	28.45	24.75	27.60	34.97	38.82	47.18	47.25	42.97	32.49	29.14	26.32
14.5	25.55	27.87	24.63	27.42	31.67	38.97	47.07	46.74	42.65	31.87	29.07	26.05
15.5	24.45	26.27	23.18	26.25	32.09	39.37	47.22	45.80	41.31	31.00	27.79	24.62
16.5	25.64	27.88	25.51	28.53	31.39	39.20	46.21	45.45	41.04	31.53	28.44	25.91
17.5	25.10	27.79	26.32	29.35	32.40	39.08	45.51	44.85	41.77	31.55	27.61	25.67
18.5	23.18	25.98	25.55	29.13	32.94	38.77	44.94	44.23	41.97	30.44	25.58	24.01
19.5	24.79	28.14	27.66	31.57	34.49	39.65	45.74	45.74	42.46	31.66	27.07	25.59
20.5	25.00	28.83	28.41	32.59	36.02	40.01	46.64	46.95	42.74	31.61	27.44	25.78
21.5	23.84	28.22	28.14	32.73	37.71	40.00	46.70	47.27	44.64	31.12	26.35	24.54
22.5	25.08	29.74	29.10	33.49	38.88	40.88	46.73	47.90	45.06	32.06	27.56	25.68
23.5	25.08	30.03	29.22	33.75	39.55	41.35	46.87	48.47	44.41	32.34	27.67	25.62

Dew Point Temperature (degree C) @ Daggett, CA

	Jan	Feb	Mar	Apr	May	Jun	Jul	Aug	Sep	Oct	Nov	Dec
0.5	-4.88	-1.36	-2.21	0.78	3.98	5.39	7.90	9.21	6.95	0.03	-2.82	-4.07
1.5	-4.28	-0.96	-1.83	0.97	4.12	5.33	7.87	9.37	6.83	0.49	-2.19	-3.47
2.5	-4.42	-0.99	-1.89	0.86	3.86	5.25	7.80	9.43	6.92	0.67	-2.19	-3.47
3.5	-5.26	-1.58	-2.45	0.50	3.83	4.97	7.53	9.35	6.98	0.40	-2.74	-4.18
4.5	-4.63	-1.04	-2.00	1.03	4.19	5.41	8.00	9.64	7.17	0.81	-2.13	-3.52
5.5	-4.65	-1.09	-2.02	1.23	4.78	5.68	8.48	9.70	6.95	0.90	-2.07	-3.50
6.5	-5.45	-1.53	-2.46	1.18	5.20	5.96	8.82	9.83	7.18	0.67	-2.60	-4.19
7.5	-4.20	-0.26	-1.72	1.36	5.21	5.98	9.11	10.43	7.20	1.53	-1.41	-3.06
8.5	-3.85	0.21	-1.66	0.89	5.57	5.68	9.06	10.72	6.86	1.80	-1.01	-2.74
9.5	-4.38	-0.14	-2.49	-0.61	4.79	4.80	8.70	10.74	6.78	1.64	-1.29	-3.12
10.5	-3.62	-0.04	-2.39	-0.73	4.34	4.54	8.79	10.41	6.36	1.53	-0.81	-2.53
11.5	-3.60	-0.69	-3.03	-1.37	3.36	4.28	8.65	9.68	5.86	1.15	-1.02	-2.66
12.5	-4.56	-2.24	-4.58	-2.76	2.97	3.85	8.55	8.87	5.93	0.35	-1.89	-3.67
13.5	-3.66	-1.98	-4.03	-2.45	1.65	3.79	8.43	8.47	6.10	0.27	-1.59	-3.16
14.5	-3.58	-2.29	-4.10	-2.55	-0.18	3.87	8.37	8.19	5.92	-0.07	-1.63	-3.30
15.5	-4.20	-3.19	-4.90	-3.20	0.05	4.09	8.45	7.67	5.17	-0.55	-2.34	-4.10
16.5	-3.54	-2.29	-3.60	-1.93	-0.34	4.00	7.90	7.47	5.02	-0.26	-1.98	-3.38
17.5	-3.83	-2.34	-3.15	-1.47	0.22	3.93	7.50	7.14	5.43	-0.25	-2.44	-3.52
18.5	-4.90	-3.35	-3.58	-1.59	0.52	3.76	7.19	6.80	5.54	-0.87	-3.57	-4.44
19.5	-4.00	-2.15	-2.41	-0.24	1.38	4.25	7.64	7.64	5.81	-0.19	-2.74	-3.56
20.5	-3.89	-1.76	-2.00	0.33	2.23	4.45	8.13	8.30	5.97	-0.22	-2.53	-3.46
21.5	-4.54	-2.10	-2.15	0.40	3.17	4.45	8.17	8.48	7.02	-0.49	-3.14	-4.15
22.5	-3.84	-1.25	-1.61	0.83	3.82	4.93	8.18	8.83	7.26	0.03	-2.47	-3.51
23.5	-3.84	-1.10	-1.55	0.97	4.19	5.20	8.26	9.15	6.90	0.19	-2.41	-3.55

Atmosphere Pressure (mbar) @ Daggett, CA

Hours/ Month	Jan	Feb	Mar	Apr	May	Jun	Jul	Aug	Sep	Oct	Nov	Dec
0.5	952.35	950.50	948.58	945.93	945.23	942.73	944.00	944.77	945.10	946.68	949.17	951.68
1.5	952.35	950.32	948.45	945.80	945.16	942.70	944.10	944.74	945.03	946.68	949.20	951.68
2.5	952.35	950.25	948.39	945.67	945.23	942.80	944.19	944.77	945.00	946.58	949.20	951.77
3.5	952.32	950.07	948.29	945.60	945.45	942.90	944.23	944.84	945.20	946.65	949.17	951.74
4.5	952.42	950.36	948.65	946.07	945.84	943.40	944.52	945.06	945.47	946.90	949.57	951.97
5.5	952.68	950.64	949.16	946.53	946.16	943.80	944.97	945.39	945.97	947.42	949.87	952.10
6.5	952.81	951.04	949.61	947.07	946.58	944.13	945.32	945.97	946.30	947.87	950.17	952.32
7.5	953.10	951.36	949.65	946.93	946.58	944.10	945.26	945.90	946.53	947.94	950.47	952.77
8.5	953.58	951.61	949.87	946.90	946.45	943.97	945.16	945.87	946.77	948.19	950.73	953.06
9.5	953.84	952.00	950.00	947.03	946.26	944.07	945.10	945.97	946.47	948.39	950.93	953.45
10.5	953.00	951.29	949.32	946.27	945.87	943.43	944.48	945.26	945.97	947.48	950.13	952.68
11.5	952.13	950.64	948.61	945.73	945.23	942.97	943.97	944.81	945.17	946.81	949.37	951.87
12.5	951.16	950.07	948.03	945.17	944.39	942.40	943.42	944.16	944.43	946.10	948.60	951.19
13.5	950.97	949.43	947.52	944.53	943.58	941.90	942.65	943.39	943.67	945.71	948.23	950.84
14.5	950.84	949.04	947.00	944.07	942.97	941.43	942.06	942.97	943.03	945.42	947.97	950.65
15.5	950.68	948.71	946.65	943.50	942.61	940.77	941.23	942.13	942.77	945.06	947.67	950.48
16.5	950.87	948.89	946.77	943.60	942.39	941.10	941.45	942.32	942.67	945.29	947.83	950.58
17.5	951.10	949.14	947.10	943.73	942.77	941.27	941.61	942.45	942.77	945.48	948.13	951.06
18.5	951.32	949.32	947.23	943.90	943.52	941.37	941.68	942.61	943.23	945.84	948.50	951.29
19.5	951.74	949.46	947.48	944.47	944.39	941.80	942.42	943.23	944.20	946.06	948.73	951.48
20.5	952.06	949.89	947.94	945.03	945.03	942.33	943.00	943.77	944.77	946.39	949.00	951.71
21.5	952.39	950.04	948.32	945.77	945.29	942.90	943.81	944.42	945.13	946.81	949.27	952.06
22.5	952.26	950.14	948.29	945.67	945.45	942.90	943.87	944.42	945.23	946.77	949.27	951.97
23.5	952.32	950.32	948.35	945.70	945.32	942.90	943.97	944.39	945.17	946.77	949.30	951.94

Relative Humidity (%) @ Daggett, CA

Hours/ Month	Jan	Feb	Mar	Apr	May	Jun	Jul	Aug	Sep	Oct	Nov	Dec
0.5	50.94	56.36	42.77	42.97	40.77	31.60	31.03	35.74	41.13	35.16	42.77	47.81
1.5	51.77	57.64	43.61	44.23	43.10	32.63	32.32	37.45	42.67	36.42	44.33	49.13
2.5	52.42	59.04	44.42	45.33	44.48	33.87	33.87	39.19	43.87	37.94	45.63	50.39
3.5	53.26	60.32	45.19	46.63	46.36	34.93	35.19	40.90	46.63	39.26	47.17	51.65
4.5	53.77	61.39	45.32	46.60	49.55	34.43	34.94	41.03	49.50	39.77	48.30	52.29
5.5	54.32	62.11	45.39	46.53	48.03	33.77	34.87	41.00	49.10	40.26	49.37	53.03
6.5	54.84	63.18	45.52	46.47	43.00	33.27	34.65	41.13	44.93	40.77	50.57	53.65
7.5	49.45	55.50	40.23	39.70	36.16	28.90	30.77	36.90	37.93	36.16	45.37	50.00
8.5	44.10	47.82	35.00	33.07	32.19	24.67	26.84	32.65	31.57	31.48	40.10	46.23
9.5	38.71	40.14	29.71	26.30	27.26	20.30	22.97	28.42	27.97	26.87	34.90	42.58
10.5	35.13	35.46	26.55	23.20	23.45	18.43	21.19	25.77	23.80	24.13	31.13	38.48
11.5	31.74	30.64	23.23	20.17	20.16	16.67	19.32	22.97	21.07	21.45	27.23	34.45
12.5	28.16	25.96	20.07	17.07	18.74	14.80	17.55	20.32	19.97	18.71	23.47	30.36
13.5	28.19	24.93	19.65	16.80	16.58	14.63	17.07	19.48	19.67	18.26	23.27	29.97
14.5	28.13	23.79	19.45	16.60	14.36	14.47	16.52	18.87	19.83	17.65	23.23	29.55
15.5	28.16	22.75	19.03	16.33	15.07	14.30	16.03	18.03	19.20	17.19	23.03	29.16
16.5	31.48	26.86	22.07	19.13	15.94	15.73	16.90	18.97	20.93	19.52	25.67	31.87
17.5	34.65	30.96	25.29	21.73	18.19	17.17	17.81	19.87	23.27	21.94	28.10	34.52
18.5	38.03	34.96	28.36	24.57	21.39	18.60	18.71	20.84	25.67	24.29	30.70	37.23
19.5	40.90	38.93	31.55	28.37	25.23	21.03	21.23	23.42	28.50	26.61	33.37	39.71
20.5	43.87	43.11	34.81	32.07	29.00	23.27	24.07	26.26	30.63	28.48	36.23	42.16
21.5	46.71	47.11	37.87	35.80	32.45	25.63	26.55	28.81	34.97	30.77	38.80	44.65
22.5	48.42	50.04	39.61	37.97	35.68	27.57	27.97	31.03	38.50	32.23	39.90	45.61
23.5	50.23	52.75	41.26	40.37	38.42	29.40	29.68	33.55	39.07	33.81	41.30	46.58



WorleyParsons

resources & energy

WorleyParsons Report No. [FPLS-0-LI-450-0001](#)
WorleyParsons Job No. 52002501

APPENDIX H – Dry Cooling Net Electrical Output



Leadership
No Incidents
Safe Behavior

Average Dry Bulb Temperature (degree F) @ Daggett, CA

Hours/ Month	Jan	Feb	Mar	Apr	May	Jun	Jul	Aug	Sep	Oct	Nov	Dec
0.5	41.38	45.64	51.41	56.98	64.26	75.13	80.90	79.07	71.59	61.36	49.72	44.59
1.5	40.66	44.89	50.70	56.01	62.86	73.80	79.40	77.80	70.00	60.52	48.93	43.80
2.5	39.98	44.18	50.06	55.05	61.51	72.40	77.84	76.50	69.45	59.69	48.17	43.05
3.5	39.26	43.41	49.36	54.06	60.10	71.04	76.30	75.20	67.70	58.83	47.37	42.25
4.5	38.87	42.99	49.19	54.52	58.85	72.10	77.33	75.42	66.28	58.58	46.84	41.88
5.5	38.52	42.58	49.02	54.93	60.86	73.21	78.40	75.58	65.82	58.37	46.33	41.50
6.5	38.13	42.14	48.83	55.38	64.84	74.29	79.44	75.80	69.02	58.13	45.77	41.12
7.5	41.98	47.27	53.01	59.68	69.88	78.46	83.56	80.15	74.17	62.81	50.17	44.05
8.5	45.88	52.42	57.24	63.93	74.03	82.66	87.64	84.53	78.97	67.49	54.56	46.99
9.5	49.73	57.54	61.42	68.23	77.71	86.83	91.75	88.88	83.09	72.17	58.96	49.92
10.5	52.81	60.43	63.94	70.83	81.27	89.31	94.61	91.49	86.85	74.99	62.18	52.80
11.5	55.86	63.32	66.46	73.38	83.64	91.72	97.39	94.06	89.76	77.77	65.47	55.74
12.5	58.94	66.21	68.98	75.99	85.30	94.20	100.24	96.67	91.69	80.58	68.69	58.62
13.5	59.37	66.98	69.32	76.39	86.52	94.90	101.14	97.25	92.81	80.99	69.03	58.84
14.5	59.79	67.72	69.59	76.77	87.06	95.58	102.07	97.85	93.00	81.40	69.36	59.00
15.5	60.23	68.50	69.93	77.18	86.42	96.28	102.97	98.43	92.23	81.81	69.70	59.23
16.5	56.67	64.34	67.07	74.40	84.19	93.58	100.45	96.23	90.16	78.12	65.73	56.50
17.5	53.11	60.16	64.22	71.62	81.41	90.89	97.98	93.98	87.07	74.47	61.75	53.80
18.5	49.49	55.98	61.32	68.79	77.35	88.15	95.41	91.74	83.99	70.76	57.74	51.08
19.5	47.81	53.79	59.27	66.43	74.17	85.35	92.42	89.16	81.12	68.53	55.81	49.61
20.5	46.08	51.61	57.26	64.07	71.50	82.57	89.43	86.64	78.76	66.36	53.91	48.15
21.5	44.41	49.43	55.26	61.74	69.60	79.81	86.50	84.10	76.69	64.14	52.04	46.67
22.5	43.44	48.22	54.10	60.21	67.85	78.27	84.67	82.35	74.38	63.09	51.21	45.91
23.5	42.47	47.02	52.97	58.67	66.43	76.72	82.84	80.63	73.11	62.08	50.32	45.20

Average Dry Bulb Temperature (degree C)

	Jan	Feb	Mar	Apr	May	Jun	Jul	Aug	Sep	Oct	Nov	Dec
0.5	5.21	7.58	10.78	13.88	17.92	23.96	27.17	26.15	21.99	16.31	9.84	6.99
1.5	4.81	7.16	10.39	13.34	17.14	23.22	26.33	25.45	21.11	15.84	9.40	6.56
2.5	4.44	6.77	10.04	12.80	16.39	22.45	25.47	24.72	20.80	15.38	8.98	6.14
3.5	4.03	6.34	9.65	12.26	15.61	21.69	24.61	24.00	19.83	14.90	8.54	5.69
4.5	3.82	6.10	9.55	12.51	14.92	22.28	25.18	24.12	19.05	14.77	8.25	5.49
5.5	3.62	5.88	9.46	12.74	16.03	22.89	25.78	24.21	18.79	14.65	7.96	5.28
6.5	3.41	5.64	9.35	12.99	18.24	23.50	26.36	24.33	20.57	14.52	7.65	5.07
7.5	5.55	8.48	11.67	15.38	21.05	25.81	28.64	26.75	23.43	17.12	10.10	6.70
8.5	7.71	11.34	14.02	17.74	23.35	28.15	30.91	29.18	26.10	19.72	12.53	8.33
9.5	9.85	14.19	16.35	20.13	25.40	30.46	33.20	31.60	28.38	22.32	14.98	9.96
10.5	11.56	15.79	17.75	21.57	27.37	31.84	34.78	33.05	30.47	23.88	16.77	11.56
11.5	13.26	17.40	19.15	22.99	28.69	33.18	36.33	34.48	32.09	25.43	18.60	13.19
12.5	14.97	19.00	20.55	24.44	29.61	34.56	37.91	35.93	33.16	26.99	20.38	14.79
13.5	15.21	19.43	20.74	24.66	30.29	34.94	38.41	36.25	33.78	27.22	20.57	14.91
14.5	15.44	19.85	20.88	24.87	30.59	35.32	38.93	36.58	33.89	27.45	20.75	15.00
15.5	15.68	20.28	21.07	25.10	30.24	35.71	39.43	36.91	33.46	27.67	20.94	15.13
16.5	13.70	17.97	19.48	23.55	28.99	34.21	38.03	35.68	32.31	25.62	18.74	13.61
17.5	11.73	15.64	17.90	22.01	27.45	32.72	36.66	34.43	30.60	23.60	16.53	12.11
18.5	9.72	13.32	16.29	20.44	25.20	31.19	35.23	33.19	28.88	21.54	14.30	10.60
19.5	8.78	12.10	15.15	19.13	23.43	29.64	33.57	31.76	27.29	20.30	13.23	9.78
20.5	7.82	10.90	14.04	17.82	21.94	28.09	31.91	30.36	25.98	19.09	12.17	8.97
21.5	6.90	9.68	12.92	16.52	20.89	26.56	30.28	28.95	24.83	17.86	11.13	8.15
22.5	6.36	9.01	12.28	15.67	19.92	25.71	29.26	27.97	23.54	17.27	10.67	7.73
23.5	5.82	8.35	11.65	14.82	19.13	24.85	28.25	27.02	22.84	16.71	10.18	7.33

Dew Point Temperature (degree F) @ Daggett, CA

Hours/ Month	Jan	Feb	Mar	Apr	May	Jun	Jul	Aug	Sep	Oct	Nov	Dec
0.5	23.22	29.56	28.02	33.41	39.17	41.70	46.23	48.58	44.51	32.06	26.92	24.68
1.5	24.30	30.26	28.71	33.75	39.41	41.60	46.16	48.87	44.29	32.88	28.06	25.76
2.5	24.04	30.21	28.60	33.54	38.96	41.45	46.05	48.98	44.45	33.21	28.05	25.75
3.5	22.53	29.16	27.59	32.90	38.90	40.94	45.55	48.82	44.56	32.72	27.07	24.48
4.5	23.67	30.13	28.39	33.85	39.54	41.74	46.41	49.35	44.90	33.46	28.17	25.66
5.5	23.62	30.05	28.37	34.22	40.60	42.22	47.26	49.45	44.50	33.61	28.27	25.70
6.5	22.20	29.26	27.58	34.12	41.37	42.73	47.87	49.69	44.92	33.21	27.33	24.46
7.5	24.43	31.53	28.91	34.45	41.38	42.76	48.40	50.77	44.97	34.75	29.47	26.49
8.5	25.08	32.38	29.02	33.60	42.03	42.22	48.32	51.30	44.35	35.23	30.18	27.06
9.5	24.11	31.74	27.52	30.90	40.63	40.63	47.67	51.33	44.20	34.94	29.67	26.38
10.5	25.49	31.92	27.70	30.69	39.80	40.17	47.82	50.73	43.44	34.76	30.55	27.45
11.5	25.52	30.75	26.55	29.53	38.05	39.70	47.56	49.43	42.55	34.06	30.17	27.20
12.5	23.79	27.97	23.75	27.04	37.35	38.93	47.39	47.97	42.68	32.64	28.60	25.39
13.5	25.40	28.45	24.75	27.60	34.97	38.82	47.18	47.25	42.97	32.49	29.14	26.32
14.5	25.55	27.87	24.63	27.42	31.67	38.97	47.07	46.74	42.65	31.87	29.07	26.05
15.5	24.45	26.27	23.18	26.25	32.09	39.37	47.22	45.80	41.31	31.00	27.79	24.62
16.5	25.64	27.88	25.51	28.53	31.39	39.20	46.21	45.45	41.04	31.53	28.44	25.91
17.5	25.10	27.79	26.32	29.35	32.40	39.08	45.51	44.85	41.77	31.55	27.61	25.67
18.5	23.18	25.98	25.55	29.13	32.94	38.77	44.94	44.23	41.97	30.44	25.58	24.01
19.5	24.79	28.14	27.66	31.57	34.49	39.65	45.74	45.74	42.46	31.66	27.07	25.59
20.5	25.00	28.83	28.41	32.59	36.02	40.01	46.64	46.95	42.74	31.61	27.44	25.78
21.5	23.84	28.22	28.14	32.73	37.71	40.00	46.70	47.27	44.64	31.12	26.35	24.54
22.5	25.08	29.74	29.10	33.49	38.88	40.88	46.73	47.90	45.06	32.06	27.56	25.68
23.5	25.08	30.03	29.22	33.75	39.55	41.35	46.87	48.47	44.41	32.34	27.67	25.62

Dew Point Temperature (degree C) @ Daggett, CA

	Jan	Feb	Mar	Apr	May	Jun	Jul	Aug	Sep	Oct	Nov	Dec
0.5	-4.88	-1.36	-2.21	0.78	3.98	5.39	7.90	9.21	6.95	0.03	-2.82	-4.07
1.5	-4.28	-0.96	-1.83	0.97	4.12	5.33	7.87	9.37	6.83	0.49	-2.19	-3.47
2.5	-4.42	-0.99	-1.89	0.86	3.86	5.25	7.80	9.43	6.92	0.67	-2.19	-3.47
3.5	-5.26	-1.58	-2.45	0.50	3.83	4.97	7.53	9.35	6.98	0.40	-2.74	-4.18
4.5	-4.63	-1.04	-2.00	1.03	4.19	5.41	8.00	9.64	7.17	0.81	-2.13	-3.52
5.5	-4.65	-1.09	-2.02	1.23	4.78	5.68	8.48	9.70	6.95	0.90	-2.07	-3.50
6.5	-5.45	-1.53	-2.46	1.18	5.20	5.96	8.82	9.83	7.18	0.67	-2.60	-4.19
7.5	-4.20	-0.26	-1.72	1.36	5.21	5.98	9.11	10.43	7.20	1.53	-1.41	-3.06
8.5	-3.85	0.21	-1.66	0.89	5.57	5.68	9.06	10.72	6.86	1.80	-1.01	-2.74
9.5	-4.38	-0.14	-2.49	-0.61	4.79	4.80	8.70	10.74	6.78	1.64	-1.29	-3.12
10.5	-3.62	-0.04	-2.39	-0.73	4.34	4.54	8.79	10.41	6.36	1.53	-0.81	-2.53
11.5	-3.60	-0.69	-3.03	-1.37	3.36	4.28	8.65	9.68	5.86	1.15	-1.02	-2.66
12.5	-4.56	-2.24	-4.58	-2.76	2.97	3.85	8.55	8.87	5.93	0.35	-1.89	-3.67
13.5	-3.66	-1.98	-4.03	-2.45	1.65	3.79	8.43	8.47	6.10	0.27	-1.59	-3.16
14.5	-3.58	-2.29	-4.10	-2.55	-0.18	3.87	8.37	8.19	5.92	-0.07	-1.63	-3.30
15.5	-4.20	-3.19	-4.90	-3.20	0.05	4.09	8.45	7.67	5.17	-0.55	-2.34	-4.10
16.5	-3.54	-2.29	-3.60	-1.93	-0.34	4.00	7.90	7.47	5.02	-0.26	-1.98	-3.38
17.5	-3.83	-2.34	-3.15	-1.47	0.22	3.93	7.50	7.14	5.43	-0.25	-2.44	-3.52
18.5	-4.90	-3.35	-3.58	-1.59	0.52	3.76	7.19	6.80	5.54	-0.87	-3.57	-4.44
19.5	-4.00	-2.15	-2.41	-0.24	1.38	4.25	7.64	7.64	5.81	-0.19	-2.74	-3.56
20.5	-3.89	-1.76	-2.00	0.33	2.23	4.45	8.13	8.30	5.97	-0.22	-2.53	-3.46
21.5	-4.54	-2.10	-2.15	0.40	3.17	4.45	8.17	8.48	7.02	-0.49	-3.14	-4.15
22.5	-3.84	-1.25	-1.61	0.83	3.82	4.93	8.18	8.83	7.26	0.03	-2.47	-3.51
23.5	-3.84	-1.10	-1.55	0.97	4.19	5.20	8.26	9.15	6.90	0.19	-2.41	-3.55

Atmosphere Pressure (mbar) @ Daggett, CA

Hours/ Month	Jan	Feb	Mar	Apr	May	Jun	Jul	Aug	Sep	Oct	Nov	Dec
0.5	952.35	950.50	948.58	945.93	945.23	942.73	944.00	944.77	945.10	946.68	949.17	951.68
1.5	952.35	950.32	948.45	945.80	945.16	942.70	944.10	944.74	945.03	946.68	949.20	951.68
2.5	952.35	950.25	948.39	945.67	945.23	942.80	944.19	944.77	945.00	946.58	949.20	951.77
3.5	952.32	950.07	948.29	945.60	945.45	942.90	944.23	944.84	945.20	946.65	949.17	951.74
4.5	952.42	950.36	948.65	946.07	945.84	943.40	944.52	945.06	945.47	946.90	949.57	951.97
5.5	952.68	950.64	949.16	946.53	946.16	943.80	944.97	945.39	945.97	947.42	949.87	952.10
6.5	952.81	951.04	949.61	947.07	946.58	944.13	945.32	945.97	946.30	947.87	950.17	952.32
7.5	953.10	951.36	949.65	946.93	946.58	944.10	945.26	945.90	946.53	947.94	950.47	952.77
8.5	953.58	951.61	949.87	946.90	946.45	943.97	945.16	945.87	946.77	948.19	950.73	953.06
9.5	953.84	952.00	950.00	947.03	946.26	944.07	945.10	945.97	946.47	948.39	950.93	953.45
10.5	953.00	951.29	949.32	946.27	945.87	943.43	944.48	945.26	945.97	947.48	950.13	952.68
11.5	952.13	950.64	948.61	945.73	945.23	942.97	943.97	944.81	945.17	946.81	949.37	951.87
12.5	951.16	950.07	948.03	945.17	944.39	942.40	943.42	944.16	944.43	946.10	948.60	951.19
13.5	950.97	949.43	947.52	944.53	943.58	941.90	942.65	943.39	943.67	945.71	948.23	950.84
14.5	950.84	949.04	947.00	944.07	942.97	941.43	942.06	942.97	943.03	945.42	947.97	950.65
15.5	950.68	948.71	946.65	943.50	942.61	940.77	941.23	942.13	942.77	945.06	947.67	950.48
16.5	950.87	948.89	946.77	943.60	942.39	941.10	941.45	942.32	942.67	945.29	947.83	950.58
17.5	951.10	949.14	947.10	943.73	942.77	941.27	941.61	942.45	942.77	945.48	948.13	951.06
18.5	951.32	949.32	947.23	943.90	943.52	941.37	941.68	942.61	943.23	945.84	948.50	951.29
19.5	951.74	949.46	947.48	944.47	944.39	941.80	942.42	943.23	944.20	946.06	948.73	951.48
20.5	952.06	949.89	947.94	945.03	945.03	942.33	943.00	943.77	944.77	946.39	949.00	951.71
21.5	952.39	950.04	948.32	945.77	945.29	942.90	943.81	944.42	945.13	946.81	949.27	952.06
22.5	952.26	950.14	948.29	945.67	945.45	942.90	943.87	944.42	945.23	946.77	949.27	951.97
23.5	952.32	950.32	948.35	945.70	945.32	942.90	943.97	944.39	945.17	946.77	949.30	951.94

Relative Humidity (%) @ Daggett, CA

Hours/ Month	Jan	Feb	Mar	Apr	May	Jun	Jul	Aug	Sep	Oct	Nov	Dec
0.5	50.94	56.36	42.77	42.97	40.77	31.60	31.03	35.74	41.13	35.16	42.77	47.81
1.5	51.77	57.64	43.61	44.23	43.10	32.63	32.32	37.45	42.67	36.42	44.33	49.13
2.5	52.42	59.04	44.42	45.33	44.48	33.87	33.87	39.19	43.87	37.94	45.63	50.39
3.5	53.26	60.32	45.19	46.63	46.36	34.93	35.19	40.90	46.63	39.26	47.17	51.65
4.5	53.77	61.39	45.32	46.60	49.55	34.43	34.94	41.03	49.50	39.77	48.30	52.29
5.5	54.32	62.11	45.39	46.53	48.03	33.77	34.87	41.00	49.10	40.26	49.37	53.03
6.5	54.84	63.18	45.52	46.47	43.00	33.27	34.65	41.13	44.93	40.77	50.57	53.65
7.5	49.45	55.50	40.23	39.70	36.16	28.90	30.77	36.90	37.93	36.16	45.37	50.00
8.5	44.10	47.82	35.00	33.07	32.19	24.67	26.84	32.65	31.57	31.48	40.10	46.23
9.5	38.71	40.14	29.71	26.30	27.26	20.30	22.97	28.42	27.97	26.87	34.90	42.58
10.5	35.13	35.46	26.55	23.20	23.45	18.43	21.19	25.77	23.80	24.13	31.13	38.48
11.5	31.74	30.64	23.23	20.17	20.16	16.67	19.32	22.97	21.07	21.45	27.23	34.45
12.5	28.16	25.96	20.07	17.07	18.74	14.80	17.55	20.32	19.97	18.71	23.47	30.36
13.5	28.19	24.93	19.65	16.80	16.58	14.63	17.07	19.48	19.67	18.26	23.27	29.97
14.5	28.13	23.79	19.45	16.60	14.36	14.47	16.52	18.87	19.83	17.65	23.23	29.55
15.5	28.16	22.75	19.03	16.33	15.07	14.30	16.03	18.03	19.20	17.19	23.03	29.16
16.5	31.48	26.86	22.07	19.13	15.94	15.73	16.90	18.97	20.93	19.52	25.67	31.87
17.5	34.65	30.96	25.29	21.73	18.19	17.17	17.81	19.87	23.27	21.94	28.10	34.52
18.5	38.03	34.96	28.36	24.57	21.39	18.60	18.71	20.84	25.67	24.29	30.70	37.23
19.5	40.90	38.93	31.55	28.37	25.23	21.03	21.23	23.42	28.50	26.61	33.37	39.71
20.5	43.87	43.11	34.81	32.07	29.00	23.27	24.07	26.26	30.63	28.48	36.23	42.16
21.5	46.71	47.11	37.87	35.80	32.45	25.63	26.55	28.81	34.97	30.77	38.80	44.65
22.5	48.42	50.04	39.61	37.97	35.68	27.57	27.97	31.03	38.50	32.23	39.90	45.61
23.5	50.23	52.75	41.26	40.37	38.42	29.40	29.68	33.55	39.07	33.81	41.30	46.58

**BEFORE THE ENERGY RESOURCES CONSERVATION AND DEVELOPMENT COMMISSION
OF THE STATE OF CALIFORNIA**

**APPLICATION FOR CERTIFICATION FOR
THE BEACON SOLAR ENERGY PROJECT**

DOCKET NO. 08-AFC-2

PROOF OF SERVICE
(Revised 1/13/09)

INSTRUCTIONS: All parties shall either (1) send an original signed document plus 12 copies or (2) mail one original signed copy AND e-mail the document to the address for the docket as shown below, AND (3) all parties shall also send a printed or electronic copy of the document, which includes a proof of service declaration to each of the individuals on the proof of service list shown below:

CALIFORNIA ENERGY COMMISSION
Attn: Docket No. 08-AFC-2
1516 Ninth Street, MS-14
Sacramento, CA 95814-5512
docket@energy.state.ca.us

<p><u>APPLICANT</u> Scott Busa Kenneth Stein, J.D. Duane McCloud Bill Narvaez Meg Russell Nextera Energy Resources, LLC 700 Universe Blvd. Juno Beach, FL 33408 Scott.Busa@Nexteraenergy.com Kenneth.Stein@Nexteraenergy.com Meg.Russell@Nexteraenergy.com Duane.Mccloud@Nexteraenergy.com Guillermo.Narvaez@Nexteraenergy.com</p>	<p><u>APPLICANT'S CONSULTANTS</u> Sara Head, Vice President AECOM Environment 1220 Avenida Acaso Camarillo, CA 93012 sara.head@aecom.com Bill Pietrucha, Project Manager Jared Foster, P.E. Mechanical Engineer 2030 E. Bidwell Street, Suite 150 Folsom, CA 95630 Bill.Pietrucha@worleyparsons.com Jared.Foster@worleyparsons.com</p>
<p><u>APPLICANT'S COUNSEL</u> Jane Luckhardt, Esq. Downey Brand, LLP 621 Capitol Mall, 18th Floor Sacramento, CA 95814 jluckhardt@downeybrand.com</p>	

<u>INTERESTED AGENCIES</u> CA Independent System Operator P.O. Box 639014 Folsom, CA 95763-9014 e-recipient@caiso.com	
<u>INTERVENORS</u> Tanya A. Gulesserian Marc D. Joseph Adams, Broadwell, Joseph & Cardozo 601 Gateway Blvd., Suite 1000 So. San Francisco, CA 94080 tgulesserian@adamsbroadwell.com	
<u>ENERGY COMMISSION</u> Karen Douglas Commissioner & Presiding Member kldougla@energy.state.ca.us	Jeffrey D. Byron, Associate Member jbyron@energy.state.ca.us
Kenneth Celli, Hearing Officer kcelli@energy.state.ca.us	Jared Babula, Staff Counsel jbabula@energy.state.ca.us
Eric K. Solorio, Project Manager esolorio@energy.state.ca.us	Public Adviser publicadvisor@energy.state.ca.us

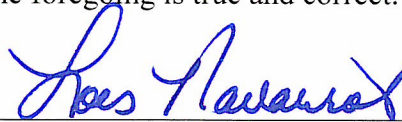
DECLARATION OF SERVICE

I, Lois Navarrot, declare that on January 13, 2009, I deposited copies of the attached **Beacon Energy Solar Project's Letter Docketing Portions of the Appendices to the Beacon Dry Cooling Evaluation** in the United States mail at Sacramento, California with first-class postage thereon fully prepaid and addressed to those identified on the Proof of Service list above.

OR

Transmission via electronic mail was consistent with the requirements of the California Code of Regulations, title 20, sections 1209, 1209.5 and 1210. All electronic copies were sent to all those identified on the Proof of Service list above.

I declare under penalty of perjury that the foregoing is true and correct.



Lois Navarrot