DOCKETED

Docket Number:	09-AFC-05C
Project Title:	Abengoa Mojave Compliance
TN #:	202703
Document Title:	June 2014 Monthly Compliance Report
Description:	N/A
Filer:	Dale Rundquist
Organization:	California Energy Commission
Submitter Role:	Commission Staff
Submission Date:	7/15/2014 8:53:33 AM
Docketed Date:	7/15/2014

ABENGOA SOLAR
Mojave Solar LLC
13911 Park Avenue, Suite 206 Phone: 760.962.9200
Victorville, CA 92392 Fax: 760.962.9292

SUBMITTED ELECTRONICALLY

Subject:	**09-AFC-5C**
Description:	**Monthly Compliance Report**
Date:	**June 13, 2014**
Distribution:	**Dale Rundquist, CEC; Carol Hammel-Smith, US DOE; Wendy Campbell, DFW; Ray Bransfield, FWS**

Dale Rundquist, CPM
California Energy Commission
1516 Ninth Street
Sacramento, California 95814

Dear Mr. Rundquist,

The attached Monthly Compliance Report for June 2014 is submitted for your review as part of ongoing reporting required by the California Energy Commission's Conditions of Certification for the Mojave Solar Project. This monthly report has been added to the archival site on Box.com.

Please direct any question to me.

Sincerely,
William "Bill" Grisolia
Compliance Management
41234 Harper Lake Road
Hinkley, California 92347
(303) 885-2036 Cell

Attachment: Monthly Compliance Report

Introduction

During construction of the Mojave Solar Project, monthly compliance reports are provided to the California Energy Commission (CEC) as required by Condition of Certification COMPLIANCE-6 of the License Decision, docket number 09-AFC-5C. This is the Monthly Compliance Report (MCR) for June 2014.

Construction activities in June included heat transfer fluid (HTF) pipe insulation installation, steam turbine generator (STG) assembly, STG insulation installation, fire protection system installation, water treatment plant (WTP) equipment and utilities installation, balance of plant (BOP) piping assembly and equipment welding, Beta raw water line installation, heat trace installation, solar field grounding, isophase installation, miscellaneous foundation construction, and production well development. Construction was monitored for compliance with Conditions of Certification (COCs) AQ-SC3, AQ-SC4, AQ-SC5, and WORKER SAFETY-8. New equipment brought onsite during June was issued a tag in accordance with AQ-SC5a, and evaluated for compliance with AQ-SC5b through AQ-SC5d. A summary of the compliance with the Air Quality Construction Mitigation Plan (AQCMP) is provided in the following sections. Daily, weekly, and monthly observation logs and other site inspection forms are maintained onsite and are available upon request. Also grounding in the power block, electrical and I&C cabling on trays in PB, Heat Trace installation and WTP chemical dosing piping activities were performed.

The following table provides a summary of all areas covered in this report.

Mojave Solar Project Monthly Compliance Reporting	
Condition of Certification (COC) Topics	Appendix
Air Quality	See Appendix A
Biological Resources	See Appendix B
Cultural Resources	See Appendix C
Paleontological Resources	See Appendix D
Waste Management	See Appendix F
Worker Safety	See Appendix E
Soil and Water	See Appendix F
General Conditions	See Appendix F
Civil	See Appendix F
Structural	See Appendix F
Mechanical	See Appendix F
Electrical	See Appendix F
Transmission System Engineering	See Appendix F
Compliance Forecast	See Appendix G
Compliance Matrix	See Appendix H

Appendix A
Air Quality Resources

Mojave Solar Project
Monthly Compliance Report
San Bernardino County, California

June 2014 Reporting Period

CH2M HILL
2485 Natomas Park Drive
Suite 600
Sacramento, CA
95833-2937
Tel: 916.920.0300
Fax: 916.920.8463

July 7, 2014

Dale Rundquist, CPM
California Energy Commission
Siting, Transmission & Environment Protection (STEP) Division
1516 Ninth Street (MS-2000)
Sacramento, CA 95814
drundqui@energy.state.ca.us

RE: AQ-SC3, AQ-SC4, AQ-SC5, and WORKER SAFETY-8 Monitoring and Mitigation Activities at Mojave Solar Project (09-AFC-5C) for June 1 through June 30, 2014

Dear Mr. Rundquist:

This letter is to update you on the air quality construction monitoring occurring at the Mojave Solar Project (MSP) site during June 2014. Compliance with the WORKER SAFETY-8 condition was also monitored. Construction activities occurred June 1 through 30, 2014. Compliance monitoring was performed by Jose Manuel Bravo Romero of Abengoa, who is the full-time onsite Air Quality Construction Mitigation Manager (AQCMM). I, Christopher Waller of CH2M HILL, am the designated AQCMM delegate and visited the site on June 27, 2014, to ensure compliance with record keeping and conditional requirements.

Overview

Construction activities in June included heat transfer fluid (HTF) pipe insulation installation, steam turbine generator (STG) assembly, STG insulation installation, fire protection system installation, water treatment plant (WTP) equipment and utilities installation, balance of plant (BOP) piping assembly and equipment welding, Beta raw water line installation, heat trace installation, solar field grounding, isophase installation, miscellaneous foundation construction, and production well development. Construction was monitored for compliance with Conditions of Certification (COCs) AQ-SC3, AQ-SC4, AQ-SC5, and WORKER SAFETY-8. New equipment brought onsite during June was issued a tag in accordance with AQ-SC5a, and evaluated for compliance with AQ-SC5b through AQ-SC5d. A summary of the compliance with the Air Quality Construction Mitigation Plan (AQCMP) is provided in the following sections. Daily, weekly, and monthly observation logs and other site inspection forms are maintained onsite and are available upon request.

Compliance Assessment

AQ-SC3 – Fugitive Dust Control

All of the AQ-SC3 COCs were in effect during June 2014. The following section summarizes each COC and describes the level of compliance.

- AQ-SC3a: Soil stabilizers on main access roads and delivery areas

  Soil stabilizers have been applied to finished access roads and delivery areas. Main roads in Beta have been paved.

- AQ-SC3b: Watering of disturbed areas

  Watering of actively disturbed areas was performed for all construction activities with the potential to create airborne dust plumes. When necessary, watering was intensified as directed by the onsite AQCMM and construction managers.

- AQ-SC3c: Speed limits

  The required speed limits have been enforced onsite.

- AQ-SC3d: Speed limit signage

  Speed limit signage has been posted and is clearly visible at all site entrances.

- AQ-SC3e: Tire inspection and washing prior to exiting to paved roadway

  Although tire washing stations have not been installed, all construction vehicles are inspected for dirt and other debris prior to exiting to paved public roadways.

- AQ-SC3f: Tire washing station

  As stated above, no tire washing stations have been installed. However, tires of construction vehicles are inspected for dirt and other debris prior to exiting to paved public roadways.

- AQ-SC3g: Unpaved exit treatment

  Rumble plates are installed at all site exits.

- AQ-SC3h: Construction vehicles use approved entrances only

  When traveling between sites, construction vehicles use approved entrances only.

- AQ-SC3i: Run-off onto public roadways

  Earthmoving activities have resulted in run-off being directed away from paved public roadways. In addition, fiber rolls have been placed where the potential for run-off onto public roadways exists. Watering has not resulted in run-off onto public roadways.

- AQ-SC3j: Sweeping of paved roads within construction site

  Sweeping of paved roads within the site is performed as necessary.

- AQ-SC3k: Sweeping of public paved roadways with access to the MSP site

  Sweeping of Harper Lake Road and Lockhart Road is performed as necessary.

- AQ-SC3l: Stabilization of storage piles

  Significant earthmoving activities performed during June 2014 included miscellaneous foundation construction and trenching for the Beta well #4 raw water line. Areas disturbed during foundation construction and trenching were sufficiently watered during all construction activities. Storage piles generated as a result of construction and trenching activities will be used as backfill. Additional storage piles exist to the east of the Alpha evaporation pond. These storage piles are watered frequently, and will be re-distributed at a later date. All other soil piles are temporary excavation spoils or grading excesses that are re-distributed prior to exceeding the 10-day limit for cover or treatment.

- AQ-SC3m: Stabilization of transported solid bulk material

  Transported solid bulk materials are sufficiently watered, and at least one foot of freeboard is provided during transportation.

- AQ-SC3n: Wind control techniques

  Wind fencing has been installed in Alpha East, Alpha West, and Beta along the eastern and western borders of each area.

AQ-SC4 – Dust Plumes & WORKER SAFETY-8 – Site Worker Fugitive Dust Protection

The following construction activities were performed during the June 1 to June 30, 2014, reporting period:

- HTF pipe insulation installation.
- STG assembly.
- STG insulation installation.
- Turbine and turbine auxiliary piping installation.
- Instrument and controls installation.
- Power block insulation installation.
- Solar field grounding.
- BOP piping assembly.
- BOP equipment welding.
- WTP rack, filter equipment, electrical equipment, and pipe utilities installation and welding.
- Beta raw water line trenching and installation.
- Rack equipment and insulation installation.
- Miscellaneous foundation construction.
- Cable tray and cable tray insulation installation.
- Heat trace installation.
- Cooling tower and WTP chemical dosing installation.
- Isophase installation.
- Fire protection system installation.
- Production well development.

Certain construction activities were suspended on multiple occasions in June 2014 due to inclement weather. During the stoppages, work within buildings and small miscellaneous outdoor construction activities continued. The following table summarizes the stoppage events and the construction activities stopped during each event.

Table 1
June 2014 Construction Activity Stoppages due to High Wind Conditions

Date	Time	Description of Construction Activity Stoppage	Maximum Recorded Wind Speed (mph)
6/13/2014	12:00	Large cranes stopped	25
6/25/2014	14:00	Large cranes stopped	25

Soil stabilization has been implemented on finished haul roads and delivery areas. In addition, main roads in Beta and Harper Lake Road south of Lockhart Road have been paved. Unfinished areas and haul roads without soil stabilizers are watered daily to mitigate against the formation of fugitive dust. A truck washing station has not been installed; however, rumble plates are installed at all site entrances/exits, and the tires of construction vehicles are inspected for dirt and other debris and swept clean as needed prior to exiting the site onto paved roadways.

AQ-SC5 – Diesel-Fueled Engine Control

Attachment 1 to this letter contains a list of equipment operated onsite during June 2014. The list contains equipment information including manufacturer, model, California Air Resources Board (CARB) Equipment Identification Number (EIN), engine model year, engine horsepower, and U.S. Environmental Protection Agency (USEPA) certified tier level.

The following list summarizes each COC for AQ-SC5 and describes the level of compliance.

- AQ-SC5a: Equipment Tags

  A visible air quality tag with a unique number (AQ #) was issued and adhered to all equipment that arrived onsite between June 1 and June 30, 2014.

- AQ-SC5b: USEPA Engine Tier Requirement

  All construction equipment that arrived onsite between June 1 and June 30, 2014 had Tier 3 engines.

- AQ-SC5c: Retrofit Control Termination

  No equipment with retrofit control technology was brought onsite.

- AQ-SC5d: Maintenance Records

  Maintenance records for all vehicles are available upon request.

- AQ-SC5e: "All diesel heavy construction equipment shall not idle for more than five minutes."

  Idle time was monitored by the activity managers and AQCMM. This condition was met during this reporting period.

- AQ-SC5f: Electric motors

  The use of construction equipment with electric motors was not feasible for current construction activities.

Please feel free to call (714) 435-6268 for questions, clarifications, or additional information.

Sincerely,

CH2M HILL



Christopher Waller
Staff Environmental Engineer
AQCMM Delegate
christopher.waller@ch2m.com

c: Jose Manuel Bravo Romero / Abengoa, AQCMM
Christopher Waller / CH2M HILL, AQCMM Delegate

Attachment 1
Construction Equipment Mojave Solar Project

Construction Equipment for Mojave Solar Project – June 2014 Equipment Inventory									
Manufacturer	**Model**	**EIN**	**Engine Year**	**Horse Power**	**Engine Tier**	**Vehicle Type**	**Date Arrived**	**Date Left Site**	**Comments**
CATERPILLAR	950G	GH6Y78	2005	183	2	Rubber-Tired Loader	2011		GFE Received
DEERE	200D	KF4B33	2011	159	3	Excavator	2011		
CATERPILLAR	CS683E	TX8P94	2005	173	2	Roller	2011		GFE Received
CATERPILLAR	834B	VF5F83	2010	440	3	Rubber-Tired Dozer	2011		
CATERPILLAR	325DL	JB4V37	2006	168	2	Excavator	1/3/2012		GFE Received
DEERE	410J	BB3T68	2011	97	4	Tractor/Loader/Backhoe	1/5/2012		
SKYTRAK	8042	HY9R57	2008	110	3	Forklift	1/23/2012		
CATERPILLAR	651B	JA9X63	2006	540	3	Scraper	3/9/2012		
CATERPILLAR	651B	TR7R75	2006	540	3	Scraper	3/9/2012		
CASE	580_SM	BJ8N36	2007	95	2	Tractor/Loader/Backhoe	4/23/2012		GFE Received
DEERE	310J	DA4B63	2007	75.1	2	Tractor/Loader/Backhoe	4/23/2012		GFE Received
CATERPILLAR	631C	JW5C94	2010	452	3	Scraper	4/23/2012		
CATERPILLAR	140H	HM5E53	2005	165	2	Grader	6/19/2012		GFE Received
DEERE	328	AA9M73	2007	82	2	Skid Steer Loader	8/10/2012		GFE Received
SKYTRAK	8042	KP9P46	2007	110	3	Forklift	8/17/2012		
P&H	453-130	BY3X34	2008	139	3	Crane	9/5/2012		
CATERPILLAR	414E	WJ4X56	2006	92	2	Tractor/Loader/Backhoe	9/5/2012		GFE Received
A&L	210LJ	HK4M87	2011	84	4	Tractor/Loader/Backhoe	10/5/2012		
DEERE	310J	SS4K74	2011	84	4	Tractor/Loader/Backhoe	10/5/2012		
TEREX	RT230-1	TB3E79	2006	130	2	Crane	10/5/2012		GFE Received
GROVE	RT518	XE8V88	2008	142	3	Crane	10/5/2012		

Construction Equipment for Mojave Solar Project – June 2014 Equipment Inventory									
Manufacturer	**Model**	**EIN**	**Engine Year**	**Horse Power**	**Engine Tier**	**Vehicle Type**	**Date Arrived**	**Date Left Site**	**Comments**
TEREX	RT 780	KT4X64	2005	275	2	Crane	10/05/12		GFE Received
TEREX	RT665	NB5R93	2007	215	3	Crane	10/25/2012		
DEERE	310SJ	SP4F87	2011	100	4	Tractor/Loader/Backhoe	10/25/2012		
CATERPILLAR	450E	UB3H55	2008	136	3	Tractor/Loader/Backhoe	10/25/2012		
DIECI	45.17 Icarus	EP4W64	2013	195	4	Rough Terrain Forklift	11/1/2012		
DEERE	210LJ	JW3M53	2011	74	4	Tractor/Loader/Backhoe	11/14/2012		
JLG	G10-55A	WR3G83	2011	130	3	Forklift	11/14/2012		
SKY TRACK	10054	HB6Y56	2012	100	4	Rough Terrain Forklift	11/19/2012		
TEREX	RT780	HR3X86	2006	275	3	Crane	11/19/2012		
GROVE	RT650E	YH5P85	2007	165	3	Crane	11/19/2012		
GENIE	GTH-1056	BJ6A33	2012	139	4	Forklift	11/30/2012		
DEERE	410J	LX6M39	2011	99	4	Tractor/Loader/Backhoe	11/30/2012		
HYSTER	H120FT	NM9Y89	2011	74	4	Forklift	11/30/2012		
JLG	G9-43A	PW7E85	2011	99	4	Forklift	11/30/2012		
GENIE	1056	WG4N88	2010	139	3	Forklift	11/30/2012		
GRADALL	534D9	LG6P89	2011	99	3	Forklift	12/10/2012		
SKY TRAK	10054	YW7Y65	2008	110	3	Forklift	12/10/2012		
CATERPILLAR	315D	BX7C54	2011	115	3	Excavator	12/19/2012		
CATERPILLAR	430E	CT9E46	2011	110	3	Backhoe	12/19/2012		
CATERPILLAR	966H	CU4A75	2008	261	3	Loader	12/19/2012		
JLG	10054	AW6L59	2011	110	3	Forklift	12/27/2012		

Construction Equipment for Mojave Solar Project – June 2014 Equipment Inventory									
Manufacturer	**Model**	**EIN**	**Engine Year**	**Horse Power**	**Engine Tier**	**Vehicle Type**	**Date Arrived**	**Date Left Site**	**Comments**
NEW HOLLAND	B95	DS7V79	2007	95	3	Backhoe	12/27/2012		
TEREX	GTH1056	PP3H77	2011	116	3	Forklift	12/27/2012		
SKYJACK	8042	CE4F84	2008	110	3	Forklift	1/3/2013		
CATERPILLAR	321D	CK7S75	2011	147	3	Excavator	1/3/2013		
TEREX	RT 780	VA3N64	2005	275	3	Crane	1/3/2013		
CATERPILLAR	140M2	XA6E55	2012	264	3	Graders	1/3/2013		
SKYTRAK	8042	HE9X93	2008	110	3	Forklift	1/7/2013		
CATERPILLAR	420F	AE5W73	2012	99.9	3	Backhoe	1/9/2013		
HAMM	3307	GC6S79	2012	74	3	Roller	1/11/2013		
BOMAG	BW177DH	TJ4G76	2010	110	3	Roller	1/11/2013		
CATERPILLAR	420F	AX9E77	2012	99.9	3	Backhoe	1/15/2013		
BOBCAT	S160	KY3G93	2003	56	3	Skid steer	1/15/2013		
KOBELCO	SK70SR	TK3Y36	2005	55	3	Excavator	1/15/2013		
SKYTRAK	10054	WS4M75	2012	100	3	Forklift	1/16/2013		
INGERSOLL - RAND	SD40	WM7E75	2000	80	3	Roller	1/18/2013		
VOLVO	SD100D	AH4W67	2008	130	3	Roller	1/23/2013		
DEERE	210LJ	UC9P95	2011	99.9	3	Backhoe	1/23/2013		
KOMATSU	WA380-6	US8T79	2006	191	3	Loader	1/23/2013		
DEERE	710J	XF3R63	2008	123	3	Backhoe	1/23/2013		
KOMATSU	Fd100t-8	KP8W75	2009	173	3	Forklift	1/23/2013		

Construction Equipment for Mojave Solar Project – June 2014 Equipment Inventory									
Manufacturer	**Model**	**EIN**	**Engine Year**	**Horse Power**	**Engine Tier**	**Vehicle Type**	**Date Arrived**	**Date Left Site**	**Comments**
HYUNDAI	160D-7E	NG7L33	2011	160	3	Forklift	2/2/2013		
DEERE	410J	TF9M89	2007	98	3	Backhoe	2/2/2013		
SKY_TRAK	6036	WK4S78	2006	75	3	Forklift	2/2/2013		
CASE	850L_LGP	MB4W34	2011	99	3	Dozer	2/2/2013		
JLG	G10-55A	LK4C88	2010	101	3	Forklift	2/2/2013		
CATERPILLAR	430F	TP8K57	2012	115.2	3	Backhoe	2/2/2013		
DEERE	210LE	YW3W53	2006	78	3	Backhoe	2/5/2013		
DEERE	135D	YF8D78	2008	97	3	Excavator	2/5/2013		
SKYJACK	VR-843D	UK9H48	2008	110	3	Forklift	2/5/2013		
TEREX	PT100	TT7L43	2010	99.9	3	Loader	2/8/2013		
DEERE	310J	MU8F49	2011	93	3	Backhoe	2/8/2013		
CATERPILLAR	420F	PJ4S33	2012	99.9	3	Backhoe	2/8/2013		
CATERPILLAR	420F	SH5P56	2012	99.9	3	Backhoe	2/11/2013		
OTHER	TJ-5000	MR6P63	2011	220	3	Trucks	2/11/2013		
JLG	G10-55A	KS9K64	2012	250	3	Forklift	2/11/2013		
JLG	G10-55A	Ty9H64	2012	150	3	Aerial Lift	2/11/2013		
HYSTER	H120FT	NM9Y89	2011	74	3	Forklift	2/11/2013		
JLG	660SJ	PC5J79	2012	49	3	Aerial Lift	2/11/2013		
CATERPILLAR	TL943	VT9L56	2011	99	3	Forklift	2/11/2013		
GENIE	Z45/25J	DK3J49	2012	49	3	Aerial Lift	2/19/2013		
TEREX	RT780	VT7C39	2008	275	3	Cranes	2/19/2013		

Construction Equipment for Mojave Solar Project – June 2014 Equipment Inventory									
Manufacturer	**Model**	**EIN**	**Engine Year**	**Horse Power**	**Engine Tier**	**Vehicle Type**	**Date Arrived**	**Date Left Site**	**Comments**
JLG	400S	UV6D76	2006	49	3	Aerial Lift	2/19/2013		
CATERPILLAR	226B3	NS7R98	2011	61	3	Skid-steer-loaders	2/19/2013		
DEERE	135D	YF8D78	2008	97	3	Excavator	2/19/2013		
JLG	G6-42A	TJ4R94	2011	99	3	Forklift	2/19/2013		
GENIE	GTH-5519	JD8F98	2011	67	3	Forklift	3/16/2013		
JLG	10054	CW3C83	2012	85	3	Forklift	3/16/2013		
SKY-TRAK	10054	VA9U73	2008	110	3	Forklift	3/16/2013		
OTHER	XRM1254	EP7D46	2006	122	2	Aerial Lift	3/16/2013		GFE Received
TEREX	RT780	LP9U53	2007	275	3	Cranes	3/16/2013		
HITACHI	ZX300LC	PF9G47	2005	200	2	Excavator	3/16/2013		GFE Received
VOLVO	BL60	BK6U58	2012	83	3	Backhoes	3/18/2013		
JLG	G10-55A	NJ3A43	2013	130	3	Forklift	3/18/2013		
HYSTER	H360HD2	BF6N74	2012	155	3	Forklift	3/18/2013		
GRADALL	544D	MN3Y45	2005	200	2	Forklift	3/19/2013		GFE Received
CASE	580SM/2	SH8S69	2007	95	2	Backhoes	3/22/2013		On-site but not In use
CARELIFT	ZB20044-44	KV9A38	2011	160	3	Forklift	3/25/2013		
VOLVO	ECR88	RL9G83	2012	57	3	Excavator	3/28/2013		
JLG	G10-55A-CAB	WU9J47	2011	130	3	Forklift	3/28/2013		
CASE	580-SN	RT9H99	2011	97	3	Backhoes	3/29/2013		
JLG	G10-55A	WW6W44	2011	130	3	Forklift	3/29/2013		

Construction Equipment for Mojave Solar Project – June 2014 Equipment Inventory									
Manufacturer	**Model**	**EIN**	**Engine Year**	**Horse Power**	**Engine Tier**	**Vehicle Type**	**Date Arrived**	**Date Left Site**	**Comments**
CATERPILLAR	TL1255	SU4H58	2011	138	3	Forklift	3/29/2013		
HYSTER	H210	KH9A63	2004	195	2	Forklift	3/29/2013		GFE Received
JLG	G6-42A	JT4R94	2011	99	3	Forklift	3/16/2013		
JLG	G10-55A	UB3R85	2007	140	3	Forklift	3/26/2013		
GENIE	TH1056C	HX5Y45	2005	125	2	Forklift	3/29/2013		GFE Received
VOLVO	ERC145DL	RB7E53	2012	114	3	Excavator	4/2/2013		
INGERSOLL-RAND	SD45D/F	ES5C78	2006	80	2	Roller	4/2/2013		GFE Received
VOLVO	SD43D/F	TY8A44	2007	80	2	Paver	4/2/2013		GFE Received
CATERPILLAR	D8T	WJ8T88	2006	310	3	Tractors/Loaders/Backhoes	4/2/2013		
SKY-TRAK	10054	KB9Y73	2012	110	3	Forklift	4/2/2013		
DEERE	200D	AB7M73	2011	159	3	Excavator	4/2/2013		
LIEBHERR	LTM_1220-5.1	AD6Y38	2008	496	3	Crane	4/3/2013		
CATERPILLAR	345DL	EC8J65	2008	410	3	Excavator	4/3/2013		
VOLVO	L90G	UM9N34	2012	161	3	Tractors/Loaders/Backhoes	4/3/2013		
VOLVO	L90G	KR7W43	2012	161	3	Tractors/Loaders/Backhoes	4/3/2013		
VOLVO	SD-100D	VU9S58	2008	130	3	Roller	4/4/2013		
DEERE	JD450JLT	KM3W94	2010	77	3	Other	4/4/2013		
GRADALL	G6-42P	VH3R63	2005	99	2	Other	4/4/2013		GFE Received

Construction Equipment for Mojave Solar Project – June 2014 Equipment Inventory									
Manufacturer	**Model**	**EIN**	**Engine Year**	**Horse Power**	**Engine Tier**	**Vehicle Type**	**Date Arrived**	**Date Left Site**	**Comments**
GRADALL	G6-42A	AR6S85	2006	99.9	2	Forklift	4/4/2013		GFE Received
KOMATSU	PC400LC-7EO	TA7R86	2006	353	3	Backhoe	4/4/2013		
INGERSOLL-RAND	SD116DX	HT4J67	2007	160	3	Roller	4/4/2013		
OTHER	TJ-5000	VG9N57	2012	220	3	Truck	4/5/2013		
TEREX	RT-780	TH9R77	2005	275	2	Other	4/9/2013		GFE Received
MANITOWOC	16000	WC8X98	2010	500	3	Crane	4/11/2013		
TEREX	RT-230	SP8M78	2012	130	3	Crane	4/11/2013		
CATERPILLAR	328D	ME3U69	2010	204	3	Excavator	4/12/2013		
SANY-HEAVY-IND	SRC840_RT	VE4C37	2012	408	3	Crane	4/12/2013		
GENIE	Z45/25J-DSL-4WD	NK9E56	2006	48	2	Aerial Lift	4/17/2013		GFE Received
GENIE	GTH-1056	BG9E85	2012	139	3	Forklift	4/17/2013		
JLG	10054	JR6U95	2008	110	3	Forklift	4/17/2013		
DEERE	318D	LW3B46	2011	76.1	3	Tractors/Loaders/Backhoes	4/17/2013		
SKY-TRAK	SJ46AJ	MY4T53	2012	49	3	Aerial Lift	4/17/2013		
SKY_TRAK	10K_RCHLFT	KV5C43	2007	110	3	Forklifts	5/1/2013		
VOLVO	ECR305CL	VT9L86	2010	205	3	Excavator	5/2/2013		
DEERE	210LJ	UC3K76	2008	99	3	Backhoes	5/2/2013		
TEREX	RT345	JS3S84	2011	160	3	Cranes	5/6/2013		

Construction Equipment for Mojave Solar Project – June 2014 Equipment Inventory									
Manufacturer	**Model**	**EIN**	**Engine Year**	**Horse Power**	**Engine Tier**	**Vehicle Type**	**Date Arrived**	**Date Left Site**	**Comments**
MASSEY-FERGUSON	6255	GA8S84	2003	93	1	Tractor	5/8/2013	5/16/2013	Offsite
GRADALL	544D	EU9X67	2000	130	1	Forklifts	5/9/2013	5/10/2013	Offsite
BOBCAT	T190	WS8X94	2010	66	3	Loaders	5/13/2013		
CATERPILLAR	966H	WM3B35	2007	261	3	Loaders	5/17/2013		
SKY_TRAK	10K_RCHLFT	RA7A36	2007	110	3	Forklifts	5/20/2013		
CATERPILLAR	297C	BT6X94	2007	94	2	Loaders	5/30/2013	6/5/2013	Offsite
CATERPILLAR	TH460B	EH3K78	2005	100	1	Lifts	6/4/2013	6/6/2013	Offsite
SKY_TRAK	10054	CS5E84	2012	100	3	Forklifts	6/5/2013		
JCB	527-55	TJ8X64	2012	75	3	Forklifts	6/5/2013		
LJG	G10-55A	BJ5B48	2012	130	3	Forklifts	6/6/2013		
GEHL	DL11L-55	US9P64	2008	115	3	Forklifts	6/6/2013		
JLG	800S	CY3K64	2007	65	2	Lifts	6/7/2013	6/17/2013	Offsite
DEERE	326D	CX5A73	2011	75	3	Loaders	6/7/2013		
LINK-BELT	RTC 8075	FN9D69	2009	225	3	Cranes	6/7/2013		
JLG	120AJP_125ART	JE6P64	2011	74	3	Lifts	6/7/2013		
SNORKEL	T65RTCU	EG4G76	2008	65	3	Lifts	6/7/2013		
GENIE	Z-80/60J-W/GEN	AX5A64	2010	73	3	Lifts	6/10/2013		
JLG	800AJ	CY4A37	2011	50	3	Lifts	6/10/2013		
DEERE	310SJ	MC7U99	2010	93	3	Backhoes	6/14/2013		

Construction Equipment for Mojave Solar Project – June 2014 Equipment Inventory									
Manufacturer	**Model**	**EIN**	**Engine Year**	**Horse Power**	**Engine Tier**	**Vehicle Type**	**Date Arrived**	**Date Left Site**	**Comments**
DEERE	544K	SR5B39	2010	167	3	Backhoes	6/14/2013		
DEERE	310SJ	CE6E43	2007	93	2	Backhoes	6/14/2013	6/18/2013	Offsite
CASE	821F	PB4E64	2011	169	3	Backhoes	6/14/2013		
GROVE	RT765E-2	LV6V74	2013	240	3	Cranes	6/17/2013		
DEERE	310SG	NA3P73	2006	93	2	Backhoes	6/18/2013	6/19/2013	Offsite
TEREX	RT_780	UA6T98	2006	275	3	Cranes	6/19/2013		
CATERPILLAR	D8T	JB5X88	2004	310	2	Tractors	7/1/2013	7/8/2013	Offsite
KOMATSU	PC308USL_3	WG8P59	2005	189	2	Excavators	7/1/2013	7/9/2013	Offsite
CATERPILLAR	D8T	XF9M63	2006	310	3	Tractors	7/2/2013		
GENIE	Z-13570	YK7C77	2010	74	3	Lifts	7/8/2013		
TEREX	RT555	WS6S45	2005	185	2	Cranes	7/8/2013	7/18/2013	Offsite
SKY JACK	SJ66T	BP6P88	2012	64	3	Lifts	7/11/2013		
JLG	800AJ	CS9L37	2008	62	3	Lifts	7/16/2013		
DEERE	210KEP	BY5Y84	2012	70	3	Backhoes	8/5/2013		
HITACHI	225	AF8C99	2011	159	3	Excavators	8/5/2013		
CATERPILLAR	325DL	AN8W58	2008	204	3	Excavators	8/5/2013		
SKY-TRAK	10054	MM7D49	2007	110	3	Forklifts	9/4/2013		
TEREX	RT780	LD9M99	2007	275	3	Cranes	9/4/2013		
CATERPILLAR	450E	XH8D54	2007	157	3	Backhoes	9/4/2013		
DEERE	210LE	PA4G55	2006	78	2	Backhoes	9/10/2013	9/17/2013	
DEERE	624K	XP9L79	2008	146	3	Loaders	9/10/213		

Construction Equipment for Mojave Solar Project – June 2014 Equipment Inventory									
Manufacturer	**Model**	**EIN**	**Engine Year**	**Horse Power**	**Engine Tier**	**Vehicle Type**	**Date Arrived**	**Date Left Site**	**Comments**
SKY-TRAK	10054	XK6T97	2004	110	2	Lifts	9/13/2013	10/11/2013	GFE could not be obtained. Equipment was removed from site.
SNORKEL	TB-85J	RL5M33	2007	64	2	Lifts	9/13/2013	9/17/2013	
SANY-HEAVY-IND	SRC865-RT	TS5P46	2010	250	3	Cranes	9/13/2013		
JLG	800AJ-80ART-BO	DV7H57	2011	56	3	Lifts	9/17/2013		
JLG	SKYTRK-10K-RCH	SA4S95	2007	110	3	Forklifts	9/17/2013		
LIEBHERR	LR1200SX	AH8E76	2007	362	3	Cranes	9/17/2013		
GENIE	GTH-5519	NA4U95	2012	67	3	Forklifts	9/17/2013		
SKY-TRAK	1054-10,000-RCH	EU8D48	2006	82	2	Forklifts	9/19/2013	10/11/2013	GFE could not be obtained. Equipment was removed from site.
VOLVO	SD45	HE8X95	2011	99	3	Rollers	9/19/2013		
LIEBHERR	LR1200SX	SY5B57	2006	362	3	Cranes	9/19/2013		
DEERE	310SJ	WX9R94	2011	75	3	Backhoes	9/20/2013		
SKY-TRAK	10054	GL9X33	2010	110	3	Forklifts	9/20/2013		
GEHL	DL1240	DV3U39	2013	115	3	Forklifts	9/20/2013		
GRADALL	534D9	WM5W94	2011	110	3	Forklifts	9/23/2013		
SKY-TRAK	8042	EU5S37	2012	71	3	Forklifts	9/23/2013		
JLG	G12-55A	SW6X98	2011	130	3	Forklifts	9/24/2013		

Construction Equipment for Mojave Solar Project – June 2014 Equipment Inventory									
Manufacturer	**Model**	**EIN**	**Engine Year**	**Horse Power**	**Engine Tier**	**Vehicle Type**	**Date Arrived**	**Date Left Site**	**Comments**
VOLVO	MCT135C	MS7Y68	2011	91	3	Loaders	9/26/2013		
JLG	SKYTRK-10K-RCH	AJ66D98	2007	110	3	Forklifts	9/27/2013		
GENIE	Z-80/60	PJ3W77	2008	74	3	Lifts	9/27/2013		
GENIE	GHT-1056	TR6F45	2013	121	3	Forklifts	9/27/2013		
CASE	580N	SX5S95	2011	84	3	Backhoes	10/2/2013		
GROVE	RT880E	BN6H96	2013	275	3	Cranes	10/2/2013		
JLG	G6-42A	XR9V66	2011	69	3	Forklifts	10/2/2013		
CATERPILLAR	TL1255C	DX9N76	2013	141	3	Forklifts	10/4/2013		
JLG	800AJ	MY6J77	2012	62	3	Lifts	10/4/2013		
JLG	G-1055A	LU4S88	2008	125	3	Forklifts	10/7/2013		
JLG	600S	DA7J87	2012	49	3	Lifts	10/7/2013		
Other	XRM1254	NV8S66	2005	122	2	Lifts	10/7/2013	10/17/2013	Offsite
TEREX	RT780	CJ4V77	2012	260	3	Cranes	10/7/2013		
LIEBHERR	LR1200	RA6Y75	2006	362	3	Cranes	10/9/2013		
SKY-TRAK	1054-10,000-RCH	MC9W76	2007	110	3	Forklifts	10/10/2013		
LIEBHERR	LR1200SX	NU9L79	2007	362	3	Cranes	10/10/2013		
CATERPILLAR	430E	FE4P69	2008	95	3	Backhoes	10/16/2013		
SKY-TRAK	8042-CAB	SG3T73	2011	110	3	Forklifts	10/16/2013		
DEERE	310K	WG6W88	2013	56	3	Backhoes	10/16/2013		
JLG	6042	FA7K37	2013	85	3	Forklifts	10/18/2013		

Construction Equipment for Mojave Solar Project – June 2014 Equipment Inventory									
Manufacturer	**Model**	**EIN**	**Engine Year**	**Horse Power**	**Engine Tier**	**Vehicle Type**	**Date Arrived**	**Date Left Site**	**Comments**
JLG	G5-19A	AB8T34	2006	100	3	Forklifts	10/18/2013		
GENIE	GTH-1056	PL9W36	2013	121	3	Forklifts	10/22/2013		
TOYOTA	50-4FDK160	WK4X75	2011	168	3	Forklifts	10/22/2013		
CASE	580N	TX5K58	2011	84	3	Backhoes	10/23/2013		
LINK-BELT	225MSR	KG3E74	2011	163	3	Excavators	10/25/2013		
GENIE	S65	TH8R79	2012	49	3	Lifts	11/4/2013		
JLG	10054	KL5S59	2012	100	3	Forklifts	11/7/2013		
BOMAG	BW120AD_4	VU8F45	2006	34	2	Rollers	11/8/2013	11/15/2013	Offsite
GROVE	TM9120	VC3C38	1993	460	0	Cranes	11/12/2013	11/14/2013	Offsite
CASE	580N	TX5K58	2011	84	3	Backhoes	11/12/2013		
SKY-TRAK	10054	HL8E83	2012	110	3	Forklifts	11/25/2013		
JCB	3CX14-4EC	TP4C93	2011	68	3	Backhoes	11/25/2013		
HYSTER	H360HD	CU5C99	2007	155	3	Forklifts	11/25/2013		
DEERE	310J_EP	TP5F67	2013	70	3	Backhoes	11/26/2013		
JLG	G6-42A	DL9T78	2011	69	3	Forklifts	11/27/2013		
TREX	RT345XL	JS3S84	2011	160	3	Cranes	11/27/2013		
JLG	G10-55A	TY9H64	2012	130	3	Aerial Lifts	12/12/2013		
JLG	G10-55A	UC3F55	2012	174	3	Forklifts	12/12/2013		
JCB	550-170	PW7E59	2012	99	3	Forklifts	12/16/2013		
JLG	800AJ	VD8B84	2013	61.6	3	Aerial Lifts	12/16/2013		
GEHL	DL1155	XB7G76	2013	115	3	Forklifts	12/16/2013		

Construction Equipment for Mojave Solar Project – June 2014 Equipment Inventory									
Manufacturer	**Model**	**EIN**	**Engine Year**	**Horse Power**	**Engine Tier**	**Vehicle Type**	**Date Arrived**	**Date Left Site**	**Comments**
TEREX	RT450	MT8A46	2011	275	3	Cranes	12/16/2013		
SKY-TRAK	10054	BD7B67	2008	110	3	Forklifts	12/20/2013		
JLG	600AJ	WV7C48	2007	65	3	Aerial Lifts	12/23/2013		
GENIE	Z-80	BE5Y85	2010	74	3	Aerial Lifts	12/23/2013		
OTTOWA	TJ-1000	SH9Y35	2010	220	3	Trucks	1/3/2014		
Other	TJ-5000	PV5L96	2007	280	3	Tractors	1/7/2014		
Other	TJ-5000	BY5E66	2007	280	3	Tractors	1/8/2014		
TRAK	8042	UN8Y65	2012	100	3	Forklifts	1/13/2014		
TRAK	10054	HF8X98	2006	110	2	Forklifts	1/18/2014	1/28/2014	Offsite
GEHL	DL 1155	UT5Y35	2012	115	3	Forklifts	1/20/2014		
SKY-TRAK	10054L	DV4V97	2012	100	3	Forklifts	2/3/2014		
JLG	800S	CY3K64	2007	65	2	Lifts	2/5/2014	2/12/2014	Offsite
SKY-TRAK	10054	MX6V88	2013	100	3	Lifts	2/5/2014		
CATERPILLAR	TL 1055C	DT8W55	2012	125	3	Forklifts	2/10/2014		
JLG	10K	PJ9M37	2007	110	3	Forklifts	2/12/2014		
TEREX	RT_780_80TON	MR9U89	2005	275	2	Cranes	2/14/2014	2/19/2014	Offsite
GENIE	GTH_5519	BD9T36	2012	67	3	Forklifts	2/18/2014		
TEREX	TX5519	TU3D58	2006	62	2	Forklifts	2/18/2014	2/25/2014	Offsite
DEERE	210K	AE9V73	2013	56	3	Backhoes	3/10/2014		
JLG	10054	RC6M93	2012	75	3	Forklifts	3/12/2014		

Construction Equipment for Mojave Solar Project – June 2014 Equipment Inventory									
Manufacturer	**Model**	**EIN**	**Engine Year**	**Horse Power**	**Engine Tier**	**Vehicle Type**	**Date Arrived**	**Date Left Site**	**Comments**
DEERE	310K	NL6C48	2013	130	3	Backhoes	3/12/2014		
CASE	580N	SX5S95	2011	84	3	Backhoes	3/18/2014		
OTHER	TJ-5000	VT5V79	2007	280	3	Tractors	3/20/2014		
JLG	C6-42A	TX8D67	2012	100	3	Forklifts	3/20/2014		
OTHER	XRM1254	EK9A69	2008	99	3	Lifts	3/21/2014		
SKY-TRAK	10054	GM7C76	2013	100	3	Forklifts	3/25/2014		
JLG	800AJ	JF5J83	2002	64.5	0	Lifts	3/25/2014	3/28/2014	Offsite
JLG	G6-42A	UH3U65	2011	99	3	Forklifts	3/27/2014		
JCB	930	XN9J99	2011	84	3	Forklifts	3/27/2014		
SKY-TRAK	10054	PY8P48	2012	74	3	Forklifts	5/7/2014		
JLG	6042	JT4H67	2014	85	3	Forklifts	5/7/2014		
SKY-TRAK	10054	XL9A84	2007	110	3	Forklifts	5/8/2014		
GENIE	GTH-1056	YE9N46	2011	114	3	Forklifts	5/9/2014		
JLG	1200SJP	WK5B84	2012	74	3	Boom	5/16/2014		
SKY-TRAK	8042	CH6F45	2013	75	3	Forklifts	6/6/2014		

Appendix B
Biological Resources

Mojave Solar Project
Monthly Compliance Report
San Bernardino County, California

June 2014 Reporting Period

Biological Resources
Monthly Monitoring Report
Conditions of Certification
BIO-2, BIO-3, BIO-4, BIO-5, BIO-7, BIO-11, BIO-14, BIO-18

June 2014 Reporting Period

Prepared for:

Mojave Solar LLC

13911 Park Avenue, Suite 206
Victorville, California 92392

Prepared by:

CH2MHILL

2485 Natomas Park Drive
Sacramento, California 95833

July 2014

Table of Contents

Section		Page
1	Introduction	1
	1.1 Status of Biological Staff	1
2	Ongoing Construction Monitoring	2
	2.1 Construction Activities	2
	2.2 Rain Events	3
	2.3 Hazardous Material Spills	3
	2.4 Non-compliance Notifications and Reports	4
	2.5 Compliance Concerns	4
	2.6 Desert Tortoise	5
	2.7 Invasive Weeds	5
	2.8 Kit Fox and Other Mammals	6
	2.9 Nesting Birds	6
	2.10 Raven Monitoring, Management, and Control	7
	2.11 Wildlife Injuries and Mortalities	7
	2.12 Other Species	7

List of Figures

Figure		Page
1	Regional Map	8
2	Biological Resources, June 2014	9

List of Attachments

1 Agency Approval Status of Biological Staff

2 WEAP Summary and June Training Logs

3 Monthly Common Raven Monitoring Results

4 Observed Wildlife Species List

1 Introduction

Per the California Energy Commission's (CEC) Abengoa Mojave Solar Project Commission Decision, CEC-800-2010-008-CMF, Docket Number 09-AFC-5C, this monthly compliance report (MCR) summarizes compliance with biological resource protection requirements during construction activities from June 1 through June 30, 2014, on the Mojave Solar Project (MSP) in San Bernardino County, California (see Figure 1, figures are at the end of this report).

This report does not repeat information provided in previous MCRs and assumes environmental compliance was met unless otherwise noted.

As provided in the CEC Final Decision, the following biological conditions of certification (COC) pertaining to monitoring activity covered by this MCR include, but are not limited to:

- BIO-2 Designated Biologist Duties
- BIO-3 Biological Monitor Selection, Qualifications and Duties
- BIO-4 Designated Biologist and Biological Monitor Authority
- BIO-5 Worker Environmental Awareness Program (WEAP)
- BIO-6 Biological Resources Mitigation Implementation and Monitoring Plan (BRMIMP) Development and Compliance
- BIO-7 Impact Avoidance and Minimization Measures
- BIO-11 Desert Tortoise (*Gopherus agassizii*) Exclusion Fencing, Clearance Surveys, and Translocation Plan
- BIO-14 American Badger (*Taxidea taxus*) and Desert Kit Fox (*Vulpes macrotis*) Impact Avoidance and Minimization Measures
- BIO-18 Common Raven (*Corvus corax)* Monitoring, Management, and Control

This MCR is also being provided to California Department of Fish and Wildlife (CDFW) and United States Fish and Wildlife Service (USFWS).

1.1 Status of Biological Staff

Attachment 1 provides a summary table of the biological staff submitted for approval on this project and the status of their agency approvals. In June, no new biological monitors were submitted to the agencies for approval. Two CEC-approved biological monitors, Mark Bratton and Ed Morgan, are pending USFWS approval as desert tortoise Authorized Biologists.

2 Ongoing Construction Monitoring

This section summarizes biological monitoring activities conducted by CH2M HILL throughout June 2014.

Please refer to sections "Desert Tortoise," "Invasive Weed Species," "Kit Fox and Other Mammals," "Nesting Birds," "Raven Monitoring, Management, and Control," "Wildlife Injury and Mortalities," and "Other Species" for specific information about wildlife and plants found by biological monitors in June.

The MSP requires that all onsite staff receive the WEAP training (via DVD) and a brochure prior to start of work. A total of 230 new staff went through WEAP training in June 2014. Attachment 2 provides an ongoing summary table of the project's WEAP attendance and the hard copy sign-in training logs for June 2014.

On a typical construction day, one biological monitor or designated biologist:

- Monitors Harper Dry Lake Road prior to increased morning and afternoon traffic (June through August). Due to desert tortoise observations on Harper Lake Road in June, biological staff monitored the road more often than twice a day during the morning and afternoons and when temperatures are optimal for tortoise movement;
- Monitors active construction areas, parking lots, laydown yards, and any areas of potential threat to vegetation, soils, or wildlife;
- Inspects desert tortoise exclusion fences and tortoise guards as required;
- Inspects potential entrapment areas (e.g., trenches);
- Monitors for formation of potential standing water;
- Inspects kit fox exclusion buffers and downloads motion-sensor cameras at shelter sites;
- Conducts raven observations and point-count surveys;
- Conducts bi-weekly breeding season raven nest search surveys (March through June);
- Receives reports of hazardous waste spills to the designated biologist;
- Inspects pipes greater than 3 inches in diameter that are less than 8 inches above the ground surface; and
- Performs other special biological-resources-related activities, as required.

2.1 Construction Activities

In June, construction activities occurred in all project sectors, with the highest concentration in the Alpha and Beta power block areas. In Alpha, ground disturbance included various foundations, bore holes, buildings, water connections, trenching for grounding, pressure testing and insulating heat transfer fluid (HTF) pipes, conduits, water lines, and cable installation. In Beta, ground disturbance included various foundations, bore holes, buildings, water connections, trenching for grounding, pressure testing and insulating HTF pipes, conduits, water lines, and cable installation. Additionally, systematic trash removal by sector continued during the month and maintenance of desert tortoise

guards and exclusion fences occurred on an as-needed basis. The construction schedule includes day and night shifts during the regular work week and limited shifts on weekends.

The new Beta well construction continued in June. Due to anticipated discharges, biological staff checked the wetland discharge pipe on a daily basis.

2.1.1 Desert Tortoise Exclusion Fence Repairs

In June, biological staff made comprehensive weekly inspections of the perimeter desert tortoise exclusion fence, which is more frequent than the monthly fence inspections required by BIO-11 and the Biological Opinion.

On June 17 and 27, biological staff notified construction staff of a needed repair to a fence post adjacent to the tortoise guard on Lockhart Road. On both occasions it was repaired the same day.

2.2 Rain Events

No rain events occurred in June.

2.3 Hazardous Material Spills

Several hazardous spills were reported at MSP in June, including diesel, oil, battery acid, and HTF spills. Biological staff were notified and all spills were subsequently cleaned up.

The commissioning team continued using HTF for filling of the Alpha and Beta pipes in June. Due to the hazardous nature of HTF and the environmental concern for prompt cleanup, biological staff worked with Abeinsa EPC (AEPC) to implement a reporting system that would comply with both the BIO-7 requirement that the designated biologist be immediately notified of hazardous materials spills, as well as other project-specific environmental cleanup requirements. The purpose of notifying biological staff immediately is to ensure that cleanup is timely and sufficient to minimize the risk to wildlife. Because drips of HTF were anticipated during the pressure testing phase, and cleanup of hazardous materials is conducted immediately by trained personnel, biological staff agreed that nominal drips that result in approximately 2 pints of soil contamination (about one shovelful) could be reported at the end of the week. Once AEPC reports a spill and the area is opened for safe entry by general construction personnel, then biological staff systematically confirms that cleanup was conducted for each reported spill. AEPC staff will immediately notify biological staff of any hazardous material spill of HTF that is greater than pressure testing drips (approximately one shovelful of contaminated soil) or any other hazardous material.

2.4 Non-compliance Notifications and Reports

There were no formal biological non-compliance reports (NCRs) or notifications issued to MSP in June. Three NCRs are pending formal acceptance of CEC for the implementation of MSP proposed Resolutions. They are described below.

NCR-5: Trash Resolution

Despite improvements to trash disposal, AEPC subcontractors were still out of compliance on trash management in June. Biological staff notified AEPC and Abengoa personnel of the ongoing trash issues in daily meetings. MSP staff was also notified of the increased level of trash in the BLM Area of Critical Environmental Concern (ACEC) and were advised to remove trash from this area. Biological staff are of the opinion that the issues are being slowly resolved.

NCR-6: Wildlife Entrapment Resolution

The wildlife entrapment issue was resolved on May 1 upon the issuance of NCR-6, but MSP is waiting for CEC to give formal acceptance of Resolution.

NCR-7: Unauthorized Road Use Resolution

On May 16, the CEC accepted the resolution requiring MSP to staff additional guards at locations where unauthorized road use was occurring, provided that they are sent daily and weekly summary notifications of any unauthorized road use. In June, CEC made the determination that daily and weekly reports of unauthorized road use should continue until further notice. On June 30, CEC allowed biological staff to decrease reporting to weekly updates and only daily reports if unauthorized road use is observed. No unauthorized road use has been reported since May 13, 2014.

2.5 Compliance Concerns

Biological staff managed several other biological compliance issues. They are described below.

2.5.1 Offsite Parking

Temporary and long-term offsite parking was observed by biological staff in June. MSP staff were observed temporarily parking offsite along Lockhart Road to load and unload shipments, stage construction vehicles, or speak on the phone. Both biological and AEPC staff engaged the operator of the vehicle and instructed them to conduct construction business within the desert tortoise guards or to inspect underneath the vehicle for desert tortoise prior to moving. In cases of long-term storage when the operator was not present, biological staff deferred to AEPC who flagged the vehicle with a notice of the violation.

2.5.2 Wildlife Entrapment

On June 17, biological staff requested wildlife exclusion netting be placed in both Alpha and Beta power block water treatment plants because construction staff reported seeing

birds use these buildings. As of June 30, netting has been partially installed in the Alpha plant.

2.6 Desert Tortoise

In June, no construction activities required desert tortoise clearance surveys.

No desert tortoises were observed on the project site in June. However two desert tortoises were observed on Harper Lake Road:

On June 7, an adult male desert tortoise was found by MSP staff on Harper Lake Road and the USFWS Authorized Biologist (AB) was notified immediately. The tortoise was found on Harper Lake Road approximately one-half mile south of the MSP project boundaries (Figure 2). MSP staff observed the tortoise walking in the road and monitored its safety until the AB arrived. The individual had no signs of disease or trauma and appeared healthy. The individual did not void its bladder during the interaction. Approximate midline carapace length (MCL) was 260 mm. The USFWS AB relocated this individual away from the road.



Photograph 1. Adult male tortoise observed on Harper Lake Road June 7.

On June 16, MSP staff notified biological staff of a tortoise sighting on Harper Lake Road. The tortoise was reported to be an adult and to be resting on the side of Harper Lake Road approximately one mile south of the project boundary (Figure 2). Biological staff went to the reported location but were unable to verify the observation or find any sign of this tortoise.

2.7 Invasive Weeds

One target invasive weed was observed in June: London rocket (*Sisymbrium irio*). This species is included in the California Invasive Plant Council (Cal-IPC) "high" or "moderate" dispersal or establishment rating and in the project's *Tamarisk Eradication, Monitoring and*

Reporting Program (Tamarisk Plan). Two other weed species, Russian thistle (*Salsola tragus*) and fivehook bassia (*Bassia hyssopifolia*), were also observed onsite. Both of these species have only one of the Cal-IPC dispersal or establishment rating as "high" or "moderate." Although these two species are not required to be removed per the Tamarisk Plan, the site must be devoid of vegetation during operations. Therefore, they will ultimately need to be removed.

AEPC is preparing to apply herbicide in July to control invasive weed species onsite.

2.8 Kit Fox and Other Mammals

As of the end of June, there were seven active kit fox shelter sites: DKF sites 3, 4, 5, 6, 7, 8, and 9 (Figure 2). DKF sites 3 through7 are located within a single exclusion buffer in the Alpha West solar field. DKF 8 is located in a laydown area approximately 500 meters north of the buffer area in Alpha West. DKF 9 was newly discovered in June in Alpha East.

Kit fox activity is now concentrated at DKF 8. DKF sites 3 through7 were continuously active throughout June; however, these locations are rarely visited. Cameras recorded consistent activity by two adult kit foxes and their pups at DKF 8 throughout June. Due to the location of DKF 8, in a heavily trafficked area, MSP staff were advised to follow site rules concerning the storage of materials to avoid use of these materials by wildlife.

On June 26, a new kit fox burrow complex was discovered in Alpha East. The new burrow site, DKF 9, is located near some dirt piles in a relatively unused area on the east side of the solar field in Alpha East. The site appears to be nearly as active as DKF 8; however, biological staff have yet to confirm that the site is being used by the same group of foxes as those located in the Alpha West group of shelter sites (DKF 3 through 8).

Biological staff inspected the integrity of the exclusion buffers and downloaded the motion-sensor camera on a daily basis.

On June 10, 11, 13, 14, 17, 18, 19, 23, 24, and 25, biological staff monitored construction crews working within the 250-foot exclusion buffers. Prior to working within the buffer, construction crews signed a protocol verifying their understanding of correct procedure within the exclusion buffer. Additionally, all construction crews were verbally briefed before entering the buffer. Due to the presence of pups, the biological staff limited construction crews to walking within the buffer and limited driving to less than 5 mph when driving within the exclusion area. Prior to working within the buffer, biological staff checked the motion sensor camera to confirm whether the kit fox were within the shelter site. Depending on the type of construction activity, biological monitors also closed the adjacent solar field perimeter road to ensure that the kit fox would have a clear escape path if they exited the shelter sites.

2.9 Nesting Birds

In June, biological monitors continued to look in the Alpha and Beta cooling towers for potential bird nesting behavior of birds protected by the a Migratory Bird Treaty Act (MBTA). No MBTA species were observed nesting in the cooling towers. Biological staff

observed use of the area by house sparrows (*Passer domesticus*), which is not an MBTA-protected species.

AEPC has agreed to notify biological staff 2 weeks in advance of pumping any water through the cooling towers.

2.10 Raven Monitoring, Management, and Control

Common raven monitoring activities continued on the MSP site per BIO-18 and as outlined in the *Common Raven Monitoring, Management and Control Plan* (Raven Plan). The June Monthly Common Raven Monitoring Results provides information on monitoring activities, survey methods, maps, incidental raven observations, point count survey results, breeding season raven nest search surveys, and datasheets (Attachment 3).

2.11 Wildlife Injuries and Mortalities

2.11.1 Migratory Bird Treaty Act Protected Species

MSP personnel reported two injured birds to biological staff in June, but neither individual (on June 12 or June 19) could be relocated. It is likely that these birds were only stunned and flew off prior to the biologist's arrival. Therefore, in June, no injured or dead MBTA-protected species were observed at MSP.

MSP was issued a 6-month USFWS *Migratory Bird Special Purpose Utility Salvage Permit – Solar* (SPUT permit) that authorizes project staff to collect, transport, and possess carcasses of species protected by the MBTA. The current MSP SPUT permit expires July 3, 2014.

2.12 Other Species

In June, two black-tailed jack rabbits (*Lepus californicus*) were found dead on Harper Lake Road. All remains were buried offsite by the biological staff.

On June 28, a juvenile desert kit fox (*Vulpes macrotis*) was found dead on Harper Lake Road. The carcass was put into the onsite freezer and will be transferred to CDFW for testing.

A list of wildlife species observed in May is included in Attachment 4. Two sensitive species— the loggerhead shrike *(Lanius ludovicianus*), a CDFW Species of Concern, and the horned lark (*Eremophila alpestris*), on the CDFW Watch List—were observed at MSP.

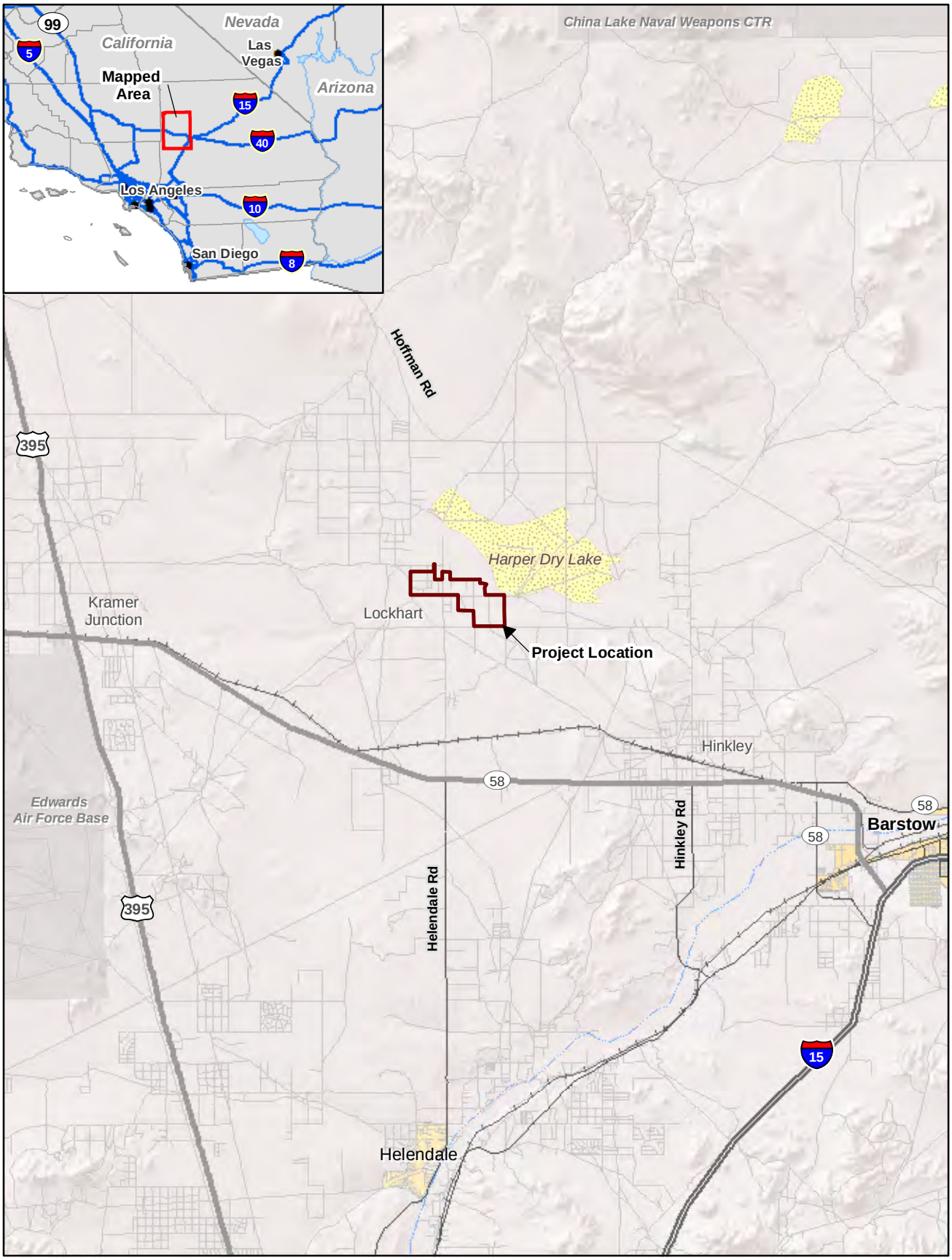

LEGEND

Project Boundary

N

0 2.5 5
Miles

FIGURE 1
Regional Map
Abengoa Mojave Solar Project
San Bernardino County, California

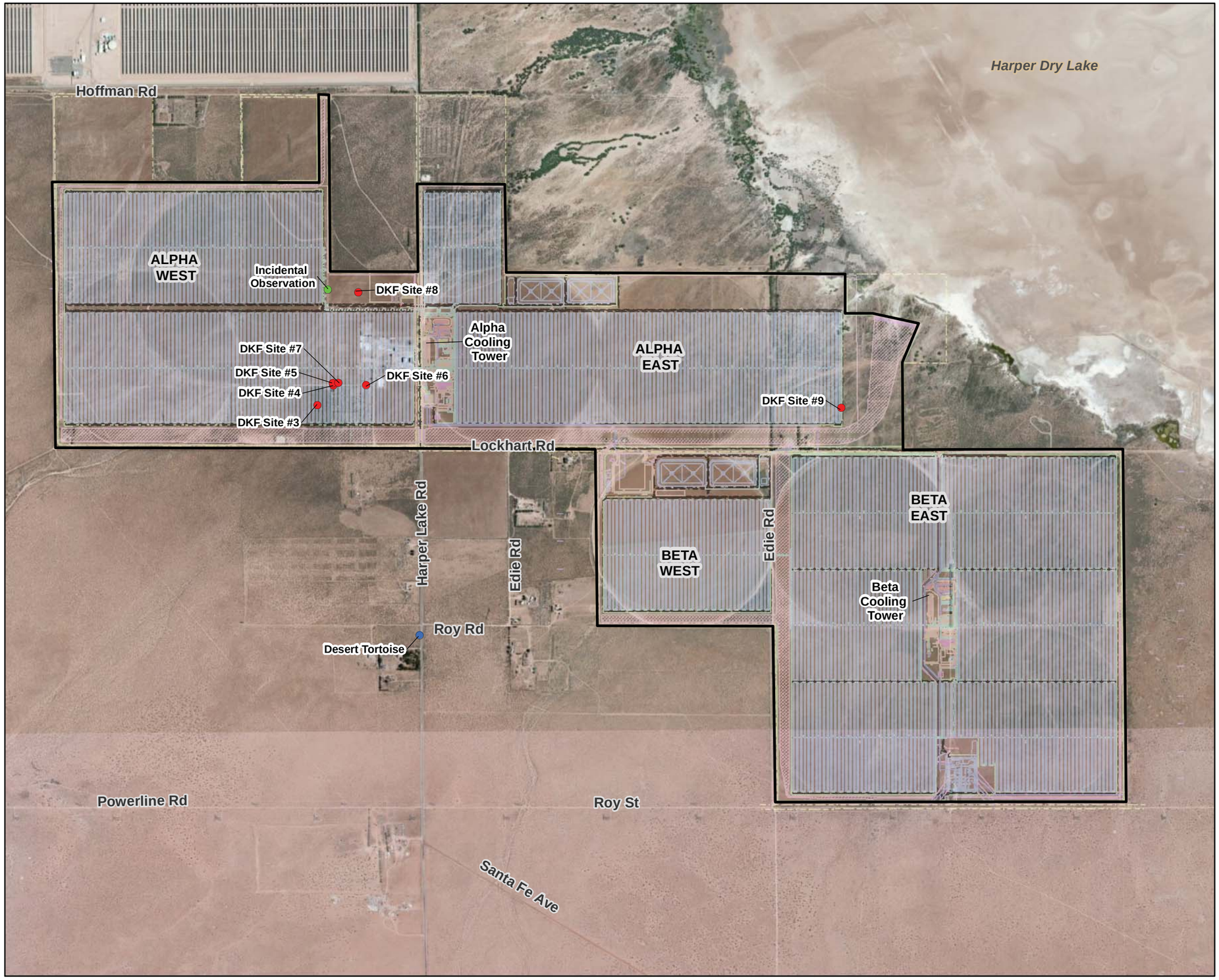

VICINITY MAP



LEGEND

Desert Kit Fox

- Shelter Site (with 250ft Buffer)
- Incidental Observations

Special-status Species

- Desert tortoise

Project Boundary

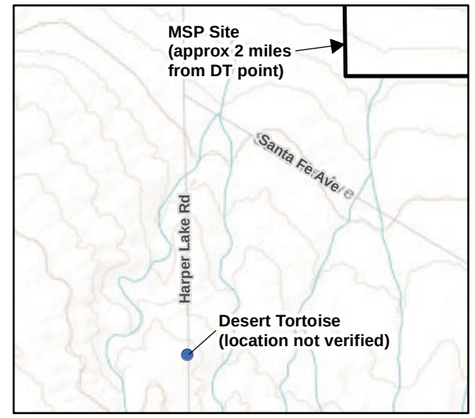

N

0 750 1,500

Feet

FIGURE 2
Biological Resources, June 2014
Abengoa Mojave Solar Project
San Bernardino County, California

CH2MHILL

Attachment 1
Agency Approval Status of Biological Staff

Agency Approval Status of Biological Monitor and Designated Biologist
Abengoa Mojave Solar Project

Biologist	CEC				CDFW				USFWS	
	BM		DB		BM		DB		AB	
	Submitted	Approved	Submitted	Approved	Submitted	Approved	Submitted	Approved	Submitted	Approved
Brent Finley	5/6/2013	5/9/13	—	—	—	—	—	—	5/14/2013; **Retracted 2/7/14**	NA
Tim Hamaker	5/9/2013	5/9/13	—	—	—		—	—	—	—
Josh Holloway	—	—	5/10/2013	5/13/13 (Alt-DB)	—	—	—	—	5/14/2013	5/20/13
Morgan King	—	—	5/2/2013	5/9/13 (DB)	—	—	—	—	9/4/2013	9/17/13
Linda Sands	5/9/2013	5/9/13	5/2/2013	Denied as Alt-DB 5/9/13	—	—	—	—	5/14/2013; **Retracted 2/7/14**	NA
Bruce Weise			5/10/2013	5/13/13 (Alt-DB)	—	—	—	—	5/14/2013	5/20/13
Amy Trexler	6/21/2013	7/30/13	—	—	—	—	—	—	6/26/2013; **Retracted 2/7/14**	NA
Catherine Wangen	6/21/2013	7/30/13	—	—	—	—	—	—	6/26/2013; **Retracted 2/7/14**	NA
Cindy Newman	6/21/2013	7/30/13	—	—	—	—	—	—	—	—
Susan Carlton	6/21/2013	7/30/13	—	—	—	—	—	—	6/26/2013; **Retracted 2/7/14**	NA

Agency Approval Status of Biological Monitor and Designated Biologist
Abengoa Mojave Solar Project

	CEC				CDFW				USFWS	
	BM		DB		BM		DB		AB	
Biologist	Submitted	Approved	Submitted	Approved	Submitted	Approved	Submitted	Approved	Submitted	Approved
Ursula Rogers (Carliss)	6/21/2013	7/8/13	—	—	—	—	—	—	6/26/2013; Retracted 2/7/14	NA
Eric Somers	7/30/2013	8/6/13	—	—	—	—	—	—	8/19/2013; ; Retracted 2/7/14	NA
Joey Verge	7/30/2013	8/6/2013	—	—	—	—	—	—	3/11/2011	4/4/11
William Clark	8/29/2013	9/4/2013	—	—	—	—	—	—	8/29/2013	9/17/13
Josh Utter	8/29/2013	9/4/2013	—	—	—	—	—	—	—	—
Michael Garvey	8/29/2013	9/4/2013	—	—	—	—	—	—	8/29/2013	9/17/13
Erich Green	3/11/2011	3/11/2011	—	—	—	—	—	—	3/11/2011	4/4/11
Ed Morgan	2/20/2014	3/7/14	—	—	—	—	—	—	2/20/2014	Pending
Mark Bratton	2/20/2014	3/7/14	—	—	—	—	—	—	2/20/2014	Pending

Legend:

CEC= California Energy Commission

CDFW=California Department Fish and Wildlife

USFWS= United States Fish & Wildlife Service

BM= Biological Monitor

AB=Authorized Biologist

Alt-DB = Alternate Designated Biologist

DB=Designated Biologist

Attachment 2
WEAP Summary and Training Logs

WEAP Summary Table through June 30, 2014 Mojave Solar Project	
Month Training Conducted	**Monthly Total of WEAP Attendees***
Mar-11	50
Apr-11	9
May-11	18
Jun-11	2
Jul-11	27
Aug-11	63
Sep-11	82
Oct-11	75
Nov-11	41
Dec-11	68
Jan-12	52
Feb-12	112
Mar-12	116
Apr-12	158
May-12	208
Jun-12	167
Jul-12	156
Aug-12	271
Sep-12	276
Oct-12	268
Nov-12	93
Dec-12	137
Jan-13	183
Feb-13	195
Mar-13	255
Apr-13	295
May-13	408
Jun-13	341
Jul-13	244
Aug-13	187
Sep-13	206

WEAP Summary Table through June 30, 2014 Mojave Solar Project	
Month Training Conducted	**Monthly Total of WEAP Attendees***
Oct-13	387
Nov-13	213
Dec-13	454
Jan-14	642
Feb-14	866
Mar-14	560
Apr-14	376
May-14	428
Jun-14	230
Total	8,919
*Attendance is based on training sign-in sheets	

Certification of Completion
Worker Environmental Awareness Program
Mojave Solar Project (09-AFC-5)

This is to acknowledge these individuals have completed a mandatory California Energy Commission-approved Worker Environmental Awareness Program (WEAP). The WEAP includes pertinent information on biological, cultural, and paleontological resources for all personnel (that is, construction supervisors, crews, and plant operators) working on site or at related facilities. By signing below, the participant indicates that he/she understands and shall abide by the guidelines set forth in the program materials. Include this completed form in the Monthly Compliance Report.

No.	Employee Name	Title/Company	Signature
1.	Joshua Flores	Inst tech / Abengoa	
2.	Gary James	Inst / Abengoa	
3.	MARIA CARMEN MARIN PAHOS	CONSTRU / ABENGOA	
4.	Johnny Sandridge	Abengoa	
5.	BRIAN DAVIDHIZAR	MORSE	
6.	SCOTT MILLER	MORSE	
7.	Cesar Lemon	SynFlex	
8.	Jorge Gasga	SynFlex	
9.	Jonathon Cover	Service Master	
10.	Stephen Dean Sr.	Safety - FHI	
11.	DAVID Schofield	Inspector	
12.	~~Ignacio Alvarado~~	Electrical Engineer / AECOM	
13.	~~PATRICK BRENNAN~~	INSTRUMENT TECH / AECOM	
14.			
15.			
16.			
17.			
18.			
19.			
20.			
21.			
22.			
23.			
24.			
25.			
26.			
27.			
28.			
29.			
30.			

Biological Trainer: BRUCE ASHRO Signature: [signature] Date: 6/30/14

Cultural Trainer: " Signature: " Date: "/"/"

Paleo Trainer: " Signature: " Date: "/"/"

6/27/14

Certification of Completion
Worker Environmental Awareness Program
Mojave Solar Project (09-AFC-5)

This is to acknowledge these individuals have completed a mandatory California Energy Commission-approved Worker Environmental Awareness Program (WEAP). The WEAP includes pertinent information on biological, cultural, and paleontological resources for all personnel (that is, construction supervisors, crews, and plant operators) working on site or at related facilities. By signing below, the participant indicates that he/she understands and shall abide by the guidelines set forth in the program materials. Include this completed form in the Monthly Compliance Report.

No.	Employee Name	Title/Company	Signature
1.	Damon Hill	GSI	
2.	Anthony Smith	GSI	
3.	Jesus Granados	Wood Group	
4.	Joe DELGADO	GE WATER	
5.			
6.			
7.			
8.			
9.			
10.			
11.			
12.			
13.			
14.			
15.			
16.			
17.			
18.			
19.			
20.			
21.			
22.			
23.			
24.			
25.			
26.			
27.			
28.			
29.			
30.			

Biological Trainer: _____ Signature: _____ Date: ___/___/___

Cultural Trainer: _____ Signature: _____ Date: ___/___/___

Paleo Trainer: _____ Signature: _____ Date: ___/___/___

6/26/14

Certification of Completion
Worker Environmental Awareness Program
Mojave Solar Project (09-AFC-5)

This is to acknowledge these individuals have completed a mandatory California Energy Commission-approved Worker Environmental Awareness Program (WEAP). The WEAP includes pertinent information on biological, cultural, and paleontological resources for all personnel (that is, construction supervisors, crews, and plant operators) working on site or at related facilities. By signing below, the participant indicates that he/she understands and shall abide by the guidelines set forth in the program materials. Include this completed form in the Monthly Compliance Report.

No.	Employee Name	Title/Company	Signature
1.	ANGELO HERNANDEZ	UNITED RENTAL	Angelo Hernandez
2.			
3.			
4.			
5.			
6.			
7.			
8.			
9.			
10.			
11.			
12.			
13.			
14.			
15.			
16.			
17.			
18.			
19.			
20.			
21.			
22.			
23.			
24.			
25.			
26.			
27.			
28.			
29.			
30.			

Biological Trainer: _____ Signature: _____ Date: ___/___/___

Cultural Trainer: _____ Signature: _____ Date: ___/___/___

Paleo Trainer: _____ Signature: _____ Date: ___/___/___

6/25/14

Certification of Completion
Worker Environmental Awareness Program
Mojave Solar Project (09-AFC-5)

This is to acknowledge these individuals have completed a mandatory California Energy Commission-approved Worker Environmental Awareness Program (WEAP). The WEAP includes pertinent information on biological, cultural, and paleontological resources for all personnel (that is, construction supervisors, crews, and plant operators) working on site or at related facilities. By signing below, the participant indicates that he/she understands and shall abide by the guidelines set forth in the program materials. Include this completed form in the Monthly Compliance Report.

No.	Employee Name	Title/Company	Signature
1.	Steve Gutierrez	Abacus	[signature]
2.	David Obregon	Abacus/Rust Inpsyr	[signature]
3.	David Castillo	Brand Scaffold	[signature]
4.	Courtney walker	Synflex	Courtney walker
5.	Eric Guidry	FOREMAN/Matrix	Eric Guidry
6.	Henri Hillard	Slap U./Matrix	[signature]
7.	Ruel Guanzon	Field Engr/EPS	[signature]
8.			
9.			
10.			
11.			
12.			
13.			
14.			
15.			
16.			
17.			
18.			
19.			
20.			
21.			
22.			
23.			
24.			
25.			
26.			
27.			
28.			
29.			
30.			

Biological Trainer: _____ Signature: _____ Date: ___/___/___

Cultural Trainer: _____ Signature: _____ Date: ___/___/___

Paleo Trainer: _____ Signature: _____ Date: ___/___/___

6/24/14

Certification of Completion
Worker Environmental Awareness Program
Mojave Solar Project (09-AFC-5)

This is to acknowledge these individuals have completed a mandatory California Energy Commission-approved Worker Environmental Awareness Program (WEAP). The WEAP includes pertinent information on biological, cultural, and paleontological resources for all personnel (that is, construction supervisors, crews, and plant operators) working on site or at related facilities. By signing below, the participant indicates that he/she understands and shall abide by the guidelines set forth in the program materials. Include this completed form in the Monthly Compliance Report.

No.	Employee Name	Title/Company	Signature
1.	Greg ESTEVAO	Field Eng. / GE	
2.	Jose Cruz	H.L.E.	Jose Cruz
3.	Tim Parker	Fitter / Summit	
4.	Jason Braun	Fitter / Summit	
5.	William LaRogue	Welder	
6.	PAUL V. McHALE	WELDER	Paul J. McHale
7.	Thomas Leake	Service/ABB	T. Thomas Leake
8.	Brian Miller	ABACUS	
9.	~~[illegible]~~	~~AMEC~~	
10.			
11.			
12.			
13.			
14.			
15.			
16.			
17.			
18.			
19.			
20.			
21.			
22.			
23.			
24.			
25.			
26.			
27.			
28.			
29.			
30.			

Biological Trainer: _____ Signature: _____ Date: ___/___/___

Cultural Trainer: _____ Signature: _____ Date: ___/___/___

Paleo Trainer: _____ Signature: _____ Date: ___/___/___

Certification of Completion
Worker Environmental Awareness Program
Mojave Solar Project (09-AFC-5)

This is to acknowledge these individuals have completed a mandatory California Energy Commission-approved Worker Environmental Awareness Program (WEAP). The WEAP includes pertinent information on biological, cultural, and paleontological resources for all personnel (that is, construction supervisors, crews, and plant operators) working on site or at related facilities. By signing below, the participant indicates that he/she understands and shall abide by the guidelines set forth in the program materials. Include this completed form in the Monthly Compliance Report.

No.	Employee Name	Title/Company	Signature
1.	JEFFREY WILSON	PF / ABACUS	Jeffrey Wilson
2.	Tim Michaels	PF / Abacus	Tim Michaels
3.	Michael Stenssas	Operator / Ahonjoa Solar	[illegible]
4.	~~Steve NAKASHIAN~~	Mech. Super. / ALBEINSA	S. Nakashian
5.	CORY KEAS	PF / ABACUS	[illegible]
6.	Craig Buckley	Engineer / Granite CE	Craig Buckley
7.	CRYSTAL LEWIS	PF / ABACUS	Crystal Lewis
8.	Francisco Morales	PF / ABACUS	[illegible]
9.	Richard Hoover	PF / ABACUS	[illegible]
10.			
11.			
12.			
13.			
14.			
15.			
16.			
17.			
18.			
19.			
20.			
21.			
22.			
23.			
24.			
25.			
26.			
27.			
28.			
29.			
30.			

Biological Trainer: BRUCE ASANO Signature: [illegible] Date: 6 23 13

Cultural Trainer: " Signature: " Date: / "

Paleo Trainer: " Signature: " Date: / "

6/20/14

Certification of Completion
Worker Environmental Awareness Program
Mojave Solar Project (09-AFC-5)

This is to acknowledge these individuals have completed a mandatory California Energy Commission-approved Worker Environmental Awareness Program (WEAP). The WEAP includes pertinent information on biological, cultural, and paleontological resources for all personnel (that is, construction supervisors, crews, and plant operators) working on site or at related facilities. By signing below, the participant indicates that he/she understands and shall abide by the guidelines set forth in the program materials. Include this completed form in the Monthly Compliance Report.

No.	Employee Name	Title/Company	Signature
1.	MARK BRATTON	Biologist CH2MHILL	
2.	RUDY ENRIQUEZ	MORSE ELECTRIC	
3.	Corey Snow	Morse	
4.	JOAN VILASECA	CHEMICAL / ABENGOA	
5.	Peter Tran	TGS	
6.			
7.			
8.			
9.			
10.			
11.			
12.			
13.			
14.			
15.			
16.			
17.			
18.			
19.			
20.			
21.			
22.			
23.			
24.			
25.			
26.			
27.			
28.			
29.			
30.			

Biological Trainer: _____ Signature: _____ Date: ___/___/___

Cultural Trainer: _____ Signature: _____ Date: ___/___/___

Paleo Trainer: _____ Signature: _____ Date: ___/___/___

6/18/14

Certification of Completion
Worker Environmental Awareness Program
Mojave Solar Project (09-AFC-5)

This is to acknowledge these individuals have completed a mandatory California Energy Commission-approved Worker Environmental Awareness Program (WEAP). The WEAP includes pertinent information on biological, cultural, and paleontological resources for all personnel (that is, construction supervisors, crews, and plant operators) working on site or at related facilities. By signing below, the participant indicates that he/she understands and shall abide by the guidelines set forth in the program materials. Include this completed form in the Monthly Compliance Report.

No.	Employee Name	Title/Company	Signature
1.	Garrett Chavira	ABACUS	
2.	James Adauto	Abacus	
3.	James Gurule'	Abacus	
4.	Roberto Park	~~Abeinsa~~	
5.	Alejandro Molina	~~Abeinsa~~	
6.	Mohammad Sassani	~~Abeinsa~~	
7.			
8.			
9.			
10.			
11.			
12.			
13.			
14.			
15.			
16.			
17.			
18.			
19.			
20.			
21.			
22.			
23.			
24.			
25.			
26.			
27.			
28.			
29.			
30.			

Biological Trainer: _____ Signature: _____ Date: ___/___/___

Cultural Trainer: _____ Signature: _____ Date: ___/___/___

Paleo Trainer: _____ Signature: _____ Date: ___/___/___

6/17/14

Certification of Completion
Worker Environmental Awareness Program
Mojave Solar Project (09-AFC-5)

This is to acknowledge these individuals have completed a mandatory California Energy Commission-approved Worker Environmental Awareness Program (WEAP). The WEAP includes pertinent information on biological, cultural, and paleontological resources for all personnel (that is, construction supervisors, crews, and plant operators) working on site or at related facilities. By signing below, the participant indicates that he/she understands and shall abide by the guidelines set forth in the program materials. Include this completed form in the Monthly Compliance Report.

No.	Employee Name	Title/Company	Signature
1.	Eduardo Gracian Jr	Synflex	Eduardo Gracian Jr
2.	Gil Orellana	TRI-CITY/MORSE	
3.	Brandon Maxwell	Tri-City/Morse	
4.	JOSHUA DILLON	TRI-CITY/MORSE	
5.	CHARLES "STEVE" BEASLEY	TRI-CITY/MORSE	
6.			
7.			
8.			
9.			
10.			
11.			
12.			
13.			
14.			
15.			
16.			
17.			
18.			
19.			
20.			
21.			
22.			
23.			
24.			
25.			
26.			
27.			
28.			
29.			
30.			

Biological Trainer: _____ Signature: _____ Date: ___/___/___

Cultural Trainer: _____ Signature: _____ Date: ___/___/___

Paleo Trainer: _____ Signature: _____ Date: ___/___/___

Certification of Completion
Worker Environmental Awareness Program
Mojave Solar Project (09-AFC-5)

This is to acknowledge these individuals have completed a mandatory California Energy Commission-approved Worker Environmental Awareness Program (WEAP). The WEAP includes pertinent information on biological, cultural, and paleontological resources for all personnel (that is, construction supervisors, crews, and plant operators) working on site or at related facilities. By signing below, the participant indicates that he/she understands and shall abide by the guidelines set forth in the program materials. Include this completed form in the Monthly Compliance Report.

No.	Employee Name	Title/Company	Signature
1.	Luis Hutchins	Inspector / TQS	[illegible]
2.	Jose Piñon	Pipefitter / Abacus	[illegible]
3.	Miles Jeffrey	Pipefitter / Abacus	[illegible]
4.	ERIK PETERSEN	INSPECTOR / TQS.	[illegible]
5.	McLachrane Reynolds	Pipe Welder	[illegible]
6.	RENATA SUBIA	Pipe Fitter Welder	[illegible]
7.	GERARDO VEGA	PIPE FITTER / WELDER	[illegible]
8.	Michael A. Blake	PIPE FITTER / WELDER	Michael A. Blake
9.	Steven Sandridge	Welder / abacus	Steven Sandridge
10.	Arturo GARZA	Ironworker / Abacus	[illegible]
11.	Dustin J. Rodriguez	Pipefitter / ABACUS	[illegible]
12.	JOE RAYMOND	PIPEFITTER / ABACUS	[illegible]
13.	Jerry Oppat	Pipefitter / ABACUS	[illegible]
14.	DAVID ORDWAY	Fitter Abacus	[illegible]
15.	Michael Schott	Insulator / PCI	Mike Schott
16.	Michael GUZMAN	Insulator / PCI	[illegible]
17.	Dean Colmenero	Fitter / ABACUS	[illegible]
18.	CAMALA OSBORNE	Admin / FHI	Camala Osborne
19.	JESSE WITTE	ABENGOA SOLAR	[illegible]
20.	MARK SICAT	WELDER	[illegible]
21.	JACOB FAOLIU	PIPE FITTER / ABACUS	[illegible]
22.	Miguel Hernandez	Pipefitter / AMT	[illegible]
23.	Charles Richardson	Pipefitter / ABACUS	Charles Richardson
24.	Daniel Fitz-Gerald	pipe-fitter / ABACUS	Daniel S. Fitz-Gerald
25.	RICK MEJIA	IRONWORKER / ABACUS	[illegible]
26.	John Mejia	Ironworker / ABACUS	[illegible]
27.	MIKE RICKS	IRONWORKER / ABACUS	[illegible]
28.	ROSS HOLMAN	IRONWORKER / ABACUS	[illegible]
29.	JAMES YEARGIN	INSULATOR / SYMFLEX	James Yeargin
30.	HASSAN POURSHAHIDI	INSULATOR / SYMFLEX	[illegible]

Biological Trainer: BRUCE A SARO " Signature: [illegible] " Date: 6/16/14

Cultural Trainer: " Signature: " Date: / " /

Paleo Trainer: " Signature: " Date: / " /

Certification of Completion
Worker Environmental Awareness Program
Mojave Solar Project (09-AFC-5)

This is to acknowledge these individuals have completed a mandatory California Energy Commission-approved Worker Environmental Awareness Program (WEAP). The WEAP includes pertinent information on biological, cultural, and paleontological resources for all personnel (that is, construction supervisors, crews, and plant operators) working on site or at related facilities. By signing below, the participant indicates that he/she understands and shall abide by the guidelines set forth in the program materials. Include this completed form in the Monthly Compliance Report.

No.	Employee Name	Title/Company	Signature
1.	Franklin Mejia	Insulator/Symflex	
2.	Alonso Rader	Ironworker Abacus	
3.	Sergio Contreras	Iron worker / ABACUS	
4.	Michael Hinton	Solar field ops. / ASLLC	
5.	Collin Anderson	Solar field ops / ASLLC	
6.	James D Knight	Insulator	
7.	ADRIAN AMADOR	INSULATOR	
8.			
9.			
10.			
11.			
12.			
13.			
14.			
15.			
16.			
17.			
18.			
19.			
20.			
21.			
22.			
23.			
24.			
25.			
26.			
27.			
28.			
29.			
30.			

Biological Trainer: BRUCE ARAND Signature: _____ Date: 6/16/14

Cultural Trainer: _____ Signature: _____ Date: __/__/__

Paleo Trainer: _____ Signature: _____ Date: __/__/__

6/13/14

Certification of Completion
Worker Environmental Awareness Program
Mojave Solar Project (09-AFC-5)

This is to acknowledge these individuals have completed a mandatory California Energy Commission-approved Worker Environmental Awareness Program (WEAP). The WEAP includes pertinent information on biological, cultural, and paleontological resources for all personnel (that is, construction supervisors, crews, and plant operators) working on site or at related facilities. By signing below, the participant indicates that he/she understands and shall abide by the guidelines set forth in the program materials. Include this completed form in the Monthly Compliance Report.

No.	Employee Name	Title/Company	Signature
1.	Jose Charon	GIS	
2.	Caleb Jenkins	GIS	
3.	Abel Lopez	GIS	
4.	JOHN M KING	GK	
5.			
6.			
7.			
8.			
9.			
10.			
11.			
12.			
13.			
14.			
15.			
16.			
17.			
18.			
19.			
20.			
21.			
22.			
23.			
24.			
25.			
26.			
27.			
28.			
29.			
30.			

Biological Trainer: _____ Signature: _____ Date: ___/___/___

Cultural Trainer: _____ Signature: _____ Date: ___/___/___

Paleo Trainer: _____ Signature: _____ Date: ___/___/___

6/12/14

Certification of Completion
Worker Environmental Awareness Program
Mojave Solar Project (09-AFC-5)

This is to acknowledge these individuals have completed a mandatory California Energy Commission-approved Worker Environmental Awareness Program (WEAP). The WEAP includes pertinent information on biological, cultural, and paleontological resources for all personnel (that is construction supervisors, crews, and plant operators) working on site or at related facilities. By signing below, the participant indicates that he/she understands and shall abide by the guidelines set forth in the program materials. Include this completed form in the Monthly Compliance Report.

No.	Employee Name	Title/Company	Signature
1.	Chris Placencia	Pipefitter/abacus	
2.	~~JEFF~~ Cooper	fitter/abacus	
3.	~~Jason~~ Brosius	fitter/Abacus	
4.	GALLARDO FRANK	fitter/ABACUS	
5.	EDWARD REYES	fitter/ABACUS	
6.	~~Sebastian Barrera~~	Abeinsa epc	
7.	Ballis John	Abacus	
8.	NICK BETANCOURT	ABACUS/WELDER	N-k A. Bu
9.	~~RAFAELE GONZALEZ~~	ABEINSA EPC	
10.	~~GLENDALEE RODRIGUEZ~~	ABEINSA EPC	
11.			
12.			
13.			
14.			
15.			
16.			
17.			
18.			
19.			
20.			
21.			
22.			
23.			
24.			
25.			
26.			
27.			
28.			
29.			
30.			

Biological Trainer: _____ Signature: _____ Date: __/__/__

Cultural Trainer: _____ Signature: _____ Date: __/__/__

Paleo Trainer: _____ Signature: _____ Date: __/__/__

6/10/14

Certification of Completion
Worker Environmental Awareness Program
Mojave Solar Project (09-AFC-5)

This is to acknowledge these individuals have completed a mandatory California Energy Commission-approved Worker Environmental Awareness Program (WEAP). The WEAP includes pertinent information on biological, cultural, and paleontological resources for all personnel (that is, construction supervisors, crews, and plant operators) working on site or at related facilities. By signing below, the participant indicates that he/she understands and shall abide by the guidelines set forth in the program materials. Include this completed form in the Monthly Compliance Report.

No.	Employee Name	Title/Company	Signature
1.	Francisco Roely	Brand	
2.	JESUS Montes	BRAND	
3.	JOSE VERA	BRAND	Jose Vera
4.	Rene Martinez	Brand	Rene Martinez
5.	CLINTON TATE	PF/ABACUS	
6.	JULIO PADILLA	PF/ABACUS	
7.	TOM BEATTY	PF/ABACUS	
8.	[illegible]	P/F ABACUS	
9.	Berdge Jolakian	PTI Premier Testing	B. J.
10.	JERRY B. HANNA	Safety/BRAND	Jerry B. Hanna
11.	Nathan Clements	GE	Nathan Clements
12.	CLARENCE SIDNEY JR	ABENGOA SOLAR	
13.	~~DEEPINDER~~ MAHAL	ABEINSA/TQS	
14.			
15.			
16.			
17.			
18.			
19.			
20.			
21.			
22.			
23.			
24.			
25.			
26.			
27.			
28.			
29.			
30.			

Biological Trainer: _____ Signature: _____ Date: ___/___/___

Cultural Trainer: _____ Signature: _____ Date: ___/___/___

Paleo Trainer: _____ Signature: _____ Date: ___/___/___

Certification of Completion
Worker Environmental Awareness Program
Mojave Solar Project (09-AFC-5)

This is to acknowledge these individuals have completed a mandatory California Energy Commission-approved Worker Environmental Awareness Program (WEAP). The WEAP includes pertinent information on biological, cultural, and paleontological resources for all personnel (that is, construction supervisors, crews, and plant operators) working on site or at related facilities. By signing below, the participant indicates that he/she understands and shall abide by the guidelines set forth in the program materials. Include this completed form in the Monthly Compliance Report.

No.	Employee Name	Title/Company	Signature
1.	Jason LaCroix	PFA / Abacus	[illegible]
2.	Michael J. Beecher	PF / Abacus	[illegible]
3.	Tim Neyses	PF / ABACUS	[illegible]
4.	Clinton Pilkington	PF Abacus	[illegible]
5.	Mitch Rugani	PF / Abacus	[illegible]
6.	Charles L Blount	PF / Abacus	[illegible]
7.	Michael Nornhold	PF/W Abacus	[illegible]
8.	Brian Abney	PF / Abacus	[illegible]
9.	Mathew Pruett	PFA / ABACUS	[illegible]
10.	Justin K Chesser	PFA / Abacus	[illegible]
11.	Miguel Curiel	PFA / Abacus	[illegible]
12.	Matt Virgey	PFA / Abacus	[illegible]
13.	Conan Grigsby	PF / Abacus	[illegible]
14.	ANTHONY MIRELES	STEAMFITTER / ABACUS	[illegible]
15.	Francisco Larios	Fitter / Abacus	[illegible]
16.	LAURENCE CRUZ	PF / ABACUS	[illegible]
17.	Randy Glaze	PF Welder / ABACUS	[illegible]
18.	Dan Woodring	Fitter / ABacus	[illegible]
19.	Johnrady Caylo	Labor / Abacus	[illegible]
20.	Todd Follick	Welder / Abacus	[illegible]
21.	Lance Ford	Tech / GIS	[illegible]
22.	Joe Oelinger	Fitter / ABACUS	[illegible]
23.	DERRICK COLEMAN	MW / ABACUS	[illegible]
24.	Craig R Flack	MW / ABACUS	[illegible]
25.	Rory McDonald	PF / ABACUS	[illegible]
26.	Ben Martin	Pipefitter / Abacus	[illegible]
27.	Thomas Prado	PF / ABACUS	[illegible]
28.	Lance Hacker	PF / ABACUS	[illegible]
29.	Hou Kim	PW / ABACUS	[illegible]
30.	Keith Spann	PF / Abacus	[illegible]

Biological Trainer: Bruce Asano Signature: [illegible] Date: 6 / 9 / 14

Cultural Trainer: " Signature: " Date: / " /

Paleo Trainer: " Signature: " Date: / " /

Certification of Completion
Worker Environmental Awareness Program
Mojave Solar Project (09-AFC-5)

This is to acknowledge these individuals have completed a mandatory California Energy Commission-approved Worker Environmental Awareness Program (WEAP). The WEAP includes pertinent information on biological, cultural, and paleontological resources for all personnel (that is, construction supervisors, crews, and plant operators) working on site or at related facilities. By signing below, the participant indicates that he/she understands and shall abide by the guidelines set forth in the program materials. Include this completed form in the Monthly Compliance Report.

No.	Employee Name	Title/Company	Signature
1.	OSCAR VILLEGAS	PF / ABACUS	
2.	Jose Perez	PF "	
3.	David Hayes	PF "	
4.	Robert Testerman	PF	
5.	ROBERT JONAS	PFW "	
6.	Jeremy Mercer	Fitter "	
7.	William Kohlhaas	PF "	
8.	Andrew Garner	PF "	Andrew Garner
9.	MARIO CEDESMA	PFA "	
10.	THOMAS LONG	PF / ABACUS	
11.	William Moon	PF ABACUS	
12.	JUAN ESQUIVEL	PF "	
13.	John Edwards	PipeFitter "	
14.	Christina Gray	PF / ABACUS	
15.	Leonardo Martinez	PF / Abacus	
16.	Anthony Sanchez	Brand	
17.	RUBEN MONTOYA	PF ABACUS	R. Montoya
18.	Matt Lawhon	PF "	
19.	JAMES CANNADAY	ABACUS / PF	
20.	ALTON B DRAPER	PF ABACUS	Alton B Draper
21.	Stephanie Demontel	PF ABACUS	
22.	Steve Demontel	PF ABACUS	
23.	VICTOR H BARRON	PFW ABACUS	
24.	EVETH BACA	World Electric	
25.	Adam Tilden	Hi Light	
26.	ANGELO GUTIERREZ	HI LIGHT	
27.	Mark Hammon	Abengoa Solar	Mark Hammon
28.			
29.			
30.			

Biological Trainer: BRUCE ABBOTT Signature: " Date: 6/9/14

Cultural Trainer: " Signature: " Date: / /

Paleo Trainer: " Signature: " Date: / /

Certification of Completion
Worker Environmental Awareness Program
Mojave Solar Project (09-AFC-5)

This is to acknowledge these individuals have completed a mandatory California Energy Commission-approved Worker Environmental Awareness Program (WEAP). The WEAP includes pertinent information on biological, cultural, and paleontological resources for all personnel (that is construction supervisors, crews, and plant operators) working on site or at related facilities. By signing below, the participant indicates that he/she understands and shall abide by the guidelines set forth in the program materials. Include this completed form in the Monthly Compliance Report.

No.	Employee Name	Title/Company	Signature
1.	DANIEL BREWER	CWI INSPECTOR ABACUS	
2.			
3.			
4.			
5.			
6.			
7.			
8.			
9.			
10.			
11.			
12.			
13.			
14.			
15.			
16.			
17.			
18.			
19.			
20.			
21.			
22.			
23.			
24.			
25.			
26.			
27.			
28.			
29.			
30.			

Biological Trainer: Bruce Brown Signature: [signature], AECOM Date: 6/5/14

Cultural Trainer: " Signature: " Date: / /

Paleo Trainer: " Signature " Date: / /

Certification of Completion
Worker Environmental Awareness Program
Mojave Solar Project (09-AFC-5)

This is to acknowledge these individuals have completed a mandatory California Energy Commission-approved Worker Environmental Awareness Program (WEAP). The WEAP includes pertinent information on biological, cultural, and paleontological resources for all personnel (that is, construction supervisors, crews, and plant operators) working on site or at related facilities. By signing below, the participant indicates that he/she understands and shall abide by the guidelines set forth in the program materials. Include this completed form in the Monthly Compliance Report.

No.	Employee Name	Title/Company	Signature
1.	Cinthya Gonzalez	Abeinsa	Cinthya Gonzalez
2.	Alejandro Mera	ABEINSA	Alejandro Mera
3.	Guy Hatfield II	United Rentals	Guy Hatfield II
4.	Julio Franco	Abeinsa	Julio Franco
5.	Jesus M. Verdugo	Ironworkers (Abeinsa)	Jesus M Verdugo
6.			
7.			
8.			
9.			
10.			
11.			
12.			
13.			
14.			
15.			
16.			
17.			
18.			
19.			
20.			
21.			
22.			
23.			
24.			
25.			
26.			
27.			
28.			
29.			
30.			

Biological Trainer: Bruce Asano Signature: [signature] Date: 6/4/14

Cultural Trainer: " Signature: " Date: / /

Paleo Trainer: " Signature " Date: / /

Certification of Completion
Worker Environmental Awareness Program
Mojave Solar Project (09-AFC-5)

This is to acknowledge these individuals have completed a mandatory California Energy Commission-approved Worker Environmental Awareness Program (WEAP). The WEAP includes pertinent information on biological, cultural, and paleontological resources for all personnel (that is, construction supervisors, crews, and plant operators) working on site or at related facilities. By signing below, the participant indicates that he/she understands and shall abide by the guidelines set forth in the program materials. Include this completed form in the Monthly Compliance Report.

No.	Employee Name	Title/Company	Signature
1.	~~Francisco Lucero~~	Field Asst/~~ABEinsa~~	
2.	~~Jesus Herrera~~	Field Asst/~~Abeinsa~~	
3.	~~Alexis Cardenas~~	Field Asst/~~ACE~~	
4.	~~Felipe Carranza~~	Iron worker (ABACUS)	
5.	~~Julius C Alcantar~~	~~Q/A Abrensa~~	
6.	Scott Bell	MB PRO(INSP)	
7.	~~Ed Cole~~	~~ABENGOA~~ EPC	
8.			
9.			
10.			
11.			
12.			
13.			
14.			
15.			
16.			
17.			
18.			
19.			
20.			
21.			
22.			
23.			
24.			
25.			
26.			
27.			
28.			
29.			
30.			

Biological Trainer: BRUCE ASARO Signature: [signature] Date: 6/3/14

Cultural Trainer: " Signature: " Date: / /

Paleo Trainer: " Signature: " Date: / /

6/2/14

Certification of Completion
Worker Environmental Awareness Program
Mojave Solar Project (09-AFC-5)

This is to acknowledge these individuals have completed a mandatory California Energy Commission-approved Worker Environmental Awareness Program (WEAP). The WEAP includes pertinent information on biological, cultural, and paleontological resources for all personnel (that is, construction supervisors, crews, and plant operators) working on site or at related facilities. By signing below, the participant indicates that he/she understands and shall abide by the guidelines set forth in the program materials. Include this completed form in the Monthly Compliance Report.

No.	Employee Name	Title/Company	Signature
1.	MANDEEP KAHLON	FSR/SCHNEIDER ELECTRIC	[signature]
2.	Wenlix Rodriguez	PF/ Abeinsa	[signature]
3.	Felix Rodriguez	Abeinsa	[signature]
4.	Gisai Gireola	Abeinsa	[signature]
5.	Ismael Padilla	Abeinsa	Ismael Padilla Jr.
6.	Ismael Padilla Jr.	Abeinsa	Ismael Padilla Jr
7.	John Jenkins	Tri City Electric	[signature]
8.	WILLIAM FREUND	ABENGOA	[signature]
9.	FRANK OCHOA-Sopulveda	Abengoa	[signature]
10.			
11.			
12.			
13.			
14.			
15.			
16.			
17.			
18.			
19.			
20.			
21.			
22.			
23.			
24.			
25.			
26.			
27.			
28.			
29.			
30.			

Biological Trainer: _____ Signature: _____ Date: ___/___/___

Cultural Trainer: _____ Signature: _____ Date: ___/___/___

Paleo Trainer: _____ Signature: _____ Date: ___/___/___

Attachment 3
Monthly Common Raven Monitoring Results

Monthly Common Raven Monitoring Results for Abengoa Mojave Solar Project San Bernardino County, California

Monthly Compliance Report
June 2014

Prepared by:

2485 Natomas Park Drive
Sacramento, California 95833

July 2014

Table of Contents

Section **Page**

1.0 Introduction 1

2.0 Construction Monitoring Activities 1

3.0 Methods 1

4.0 Results 2
- Incidental Observations 2
- Point Count Surveys 4
- Nest Monitoring 5

List of Tables

Tables **Page**

1 Incidental Raven Observations 3

2 Summary of Common Raven Point Count Observations 5

List of Supplements

1 Common Raven Point Count Stations

2 Incidental Common Raven Observations

3 Point Count Data Sheets

1.0 Introduction

The Abengoa Mojave Solar Project (MSP) is required to provide a monthly report on common ravens (*Corvus corax*) to the California Energy Commission (CEC), United States Fish and Wildlife Service (USFWS), and California Department of Fish and Wildlife (CDFW). The CEC Final Decision includes Condition of Certification (COC) BIO-18 stating that the project owner shall implement control measures to manage its construction site and related facilities in a manner to control raven populations and to mitigate cumulative and indirect impacts to desert tortoise associated with regional increase in raven numbers. In accordance with BIO-18, the CEC approved the Common Raven Monitoring, Management, and Control Plan (Raven Plan) on March 26, 2012. Refer to BIO-18 and the Raven Plan for monitoring and survey protocol description.

2.0 Construction Monitoring Activities

The following section summarizes biological monitoring activities conducted by CH2M HILL throughout June 2014.

On a typical weekday, one biological monitor or designated biologist:

- Monitors Harper Dry Lake Road prior to increased morning and afternoon traffic (June through August). Due to desert tortoise observations on Harper Lake Road in June, biological staff monitored the road more often than twice a day during the morning and afternoons and when temperatures are optimal for tortoise movement;
- Monitors active construction areas, parking lots, laydown yards, and any areas of potential threat to vegetation, soils, or wildlife;
- Inspects desert tortoise exclusion fences and tortoise guards as required;
- Inspects potential entrapment areas, e.g., trenches;
- Monitors for formation of potential standing water;
- Inspects kit fox exclusion buffers and downloads motion-sensor cameras at shelter sites;
- Conducts raven observations and bi-weekly point counts;
- Conducts bi-weekly breeding season raven nest search surveys (March through June);
- Reports hazardous waste spills to the designated biologist;
- Inspects pipes greater than 3 inches in diameter that are less than 8 inches above the ground surface; and
- Performs other special biological activities as required.

3.0 Methods

The designated biologist ensures that the biological monitors are trained to implement the Raven Plan in both raven monitoring and management measures. Biological staff also conduct 10-minute stationary point count surveys at seven locations (Supplement 1). The purpose of the point counts is to record raven observations including date, time, location,

number of individuals, age, behavior, distance from the station location, and any other pertinent notes (e.g., nesting behavior). This information is recorded on a hard copy datasheet. Point count surveys are conducted with a minimum of 1 week in-between.

Point count surveys were positioned to monitor project-specific activities and features that have potential to attract or subsidize ravens. The Raven Plan defines six "conditions of concern" as:

1. Availability of water from evaporation ponds;
2. Potential creation of new perching/roosting/nesting sites for ravens;
3. Temporary water ponding potential from dust suppression associated with construction, operation, and maintenance;
4. Raven food sources from soil disturbance (rodents, insects, etc.) and road kill associated with construction activity;
5. Human food and waste management; and
6. Landscaping that could provide foraging, perching, and available water opportunities.

During daily monitoring activities, biological staff records incidental observations of ravens interacting with MSP. This includes any raven observation within site boundaries, flying overhead, or adjacent to the site. These observations are recorded in field notebooks and include date, general site location, global positioning system (GPS) location, number of individuals, and activity. The GPS information is also presented on a map.

The incidental observations are also used to identify potential problem areas. Problem areas are those requiring management actions. If a problem area is identified, the surveys will be increased to a weekly basis until the issue is resolved. Habitual perching sites are also identified and actions taken to discourage use. If hazing techniques are employed to discourage raven use, biologists will record information on date, time, location, habitat, number of individuals, and response to hazing. Potential or active raven nests will be documented and removed according to Raven Plan specifications. Biological staff will report on whether control measures are working and provide further recommendations in the biological monthly compliance report.

4.0 Results

Incidental Observations

In June, ravens were observed foraging on food waste in the power block and parking areas. Construction staff was notified of these problem areas and biological staff continues to monitor the situation.

During biological monitoring, 58 ravens were incidentally observed during 34 separate observations (Table 1). Because ravens are indistinguishable from one another, multiple sightings of individual birds likely occur. Therefore, the number of observations does not reflect the number of individual birds onsite. Common ravens were observed throughout the site (Supplement 2). The most common raven behavior observed was flying overhead. Many ravens were observed around the Beta evaporation ponds, access roads and power block, as well as the Alpha West staging area. Due to biologists staffing the kit fox

exclusion buffers in Alpha West, a disproportionately high number of ravens were observed flying overhead. This area is not considered a problem area. Ravens were also observed perched on fences and various transmission line poles, but were not using a habitual perch location.

Table 1
June 2014 Incidental Raven Observations

Date	Location	Number Observed	Activity
6/2/14	Alpha East	1	Flying
6/2/14	Alpha East	2	Flying
6/2/14	Alpha East	1	Flying
6/4/14	Beta East	2	Drinking
6/4/14	Beta East	2	Perched
6/6/14	Alpha West	1	Perched
6/6/14	Beta East	3	Perched
6/10/14	Alpha West	1	Flying
6/10/14	Alpha East	2	Flying
6/12/14	Alpha West	2	Flying
6/12/14	Beta East	3	Perched
6/13/14	Alpha West	1	Flying
6/14/14	Alpha West	1	Flying
6/15/14	Beta West	2	Perched
6/15/14	Beta West	2	Perched
6/16/14	Alpha West	3	Flying
6/16/14	Beta West	1	Flying
6/16/14	Alpha East	2	Flying
6/17/14	Alpha West	1	Flying
6/17/14	Beta West	5	Flying
6/18/14	Alpha West	3	Flying
6/20/14	Alpha East	1	Perched
6/21/14	Alpha East	1	Flying
6/21/14	Beta East	1	Flying
6/23/14	Alpha West	1	Foraging

Table 1 June 2014 Incidental Raven Observations			
Date	**Location**	**Number Observed**	**Activity**
6/23/14	Alpha West	1	Foraging
6/23/14	Alpha West	1	Flying
6/23/14	Beta East	2	Foraging
6/23/14	Alpha West	1	Flying
6/23/14	Alpha West	2	Foraging
6/27/14	Alpha West	2	Flying
6/25/14	Alpha West	1	Perched
6/29/14	Beta East	1	Perched
6/30/14	Beta West	2	Perched
Total Observations		58	

Point Count Surveys

In June, two biweekly point count surveys were conducted in accordance with the Raven Plan protocol. Point count surveys were conducted on June 14 and June 29, 2014. On June 14, three ravens were observed at Station 2, three at Station 3, one at Station 5, and two at Station 7. On June 29, two ravens were observed at Station 4. Point count observations did not document any nesting behavior or problem areas. The Common Raven Fixed Point Observation Data Sheets are provided in Supplement 3.

Table 2 provides a summary of point count observations.

Table 2 Summary of Common Raven Point Count Observations				
Date: Time	**Station**	**Number of Ravens Observed**	**Location Description**	**Activity Observed**
6/14/2014: 07:36	#2	2	Alpha East	Flying
6/14/2014: 07:38	#2	1	Alpha East	Flying
6/14/2014: 0744	#3	2	Alpha East	Perched
6/14/2014: 07:51	#3	1	Alpha East	Flying
6/14/2014: 08:21	#5	1	Beta West	Perched
6/14/2014: 08:47	#7	2	Beta East	Perched
Total Observed 6/14/14		9		
6/29/2014: 08:40	#4	2	Alpha East	Perched
Total Observed 6/29/2014		2		

Nest Monitoring

In accordance with the Raven Plan, biweekly breeding season raven nest surveys were conducted in June. No raven nests were identified onsite.

Monthly Common Raven Monitoring Results
June 2014

Supplement 1—Common Raven Point Count Stations

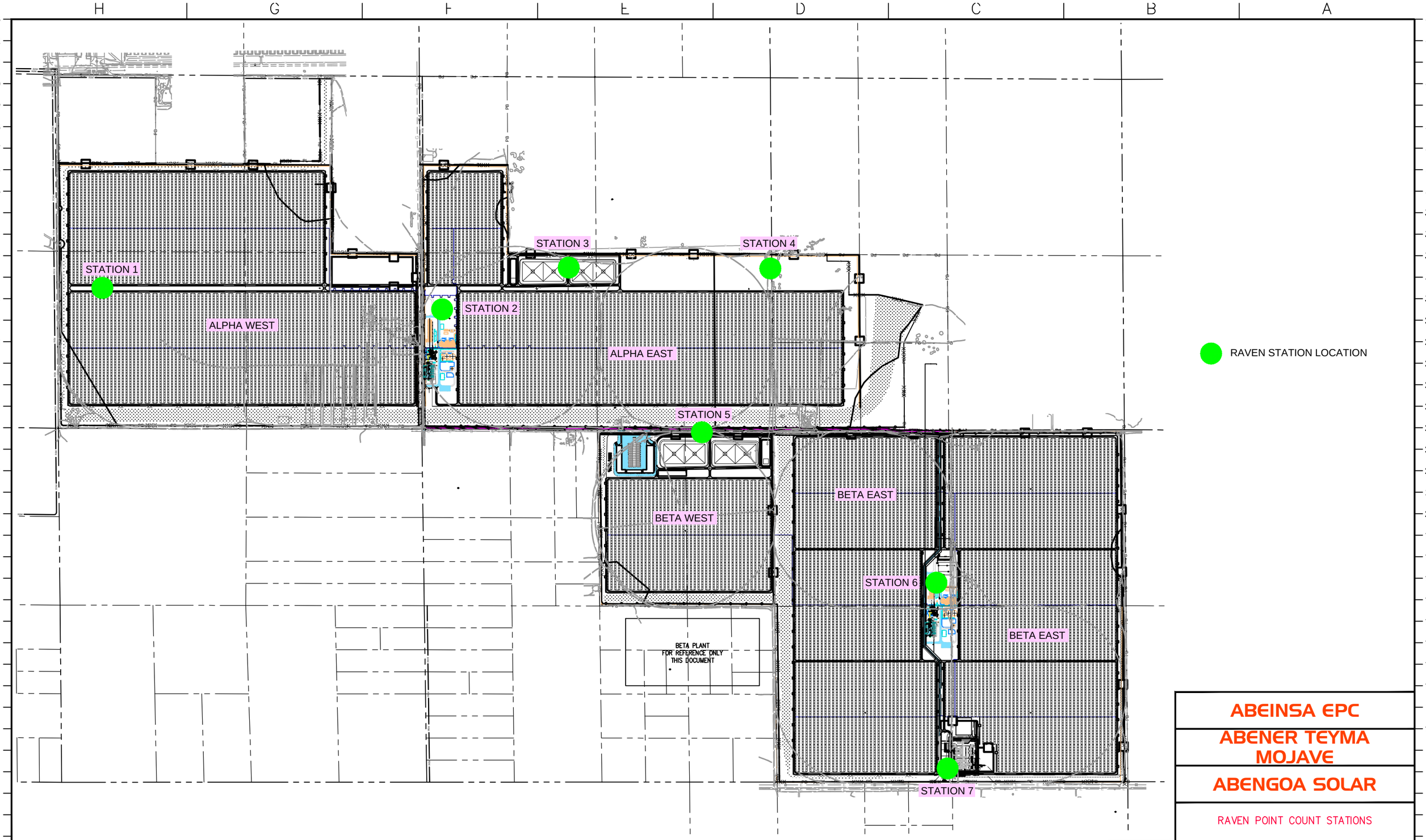

ABEINSA EPC

ABENER TEYMA MOJAVE

ABENGOA SOLAR

RAVEN POINT COUNT STATIONS

MOJAVE SOLAR, LLC — HINKLEY, CALIFORNIA

	BY	DATE	APP'D.	DATE	JOB NO.	REVISION
DRAWN	GU	1/25/13				
CHECKED						
SCALE	AS INDICATED					

DRAWING NUMBER
0001

1/25/13	For Monitoring
ISSUE DATE	PURPOSE OF ISSUE

THIS DRAWING IS THE PROPERTY OF
ABENER TEYMA
MOJAVE
Information and know-how hereon are confidential and proprietary and may not be used, reproduced, or revealed to others except in accordance with the terms of a contract with or other written permission of Abener Teyma Mojave General Partnership. Any reproductions in whole or part including shop drawings shall bear or refer to this stamp.

PE STAMP

Plot Date/Time/User: 25-Jan-13/9:55 AM/TEGUR

C:\USERS\TEGUR\DOCUMENTS\RAUL\6007_PLN_ATP_00_02_L001.DWG

Monthly Common Raven Monitoring Results
June 2014

Supplement 2—Incidental Common Raven Observations

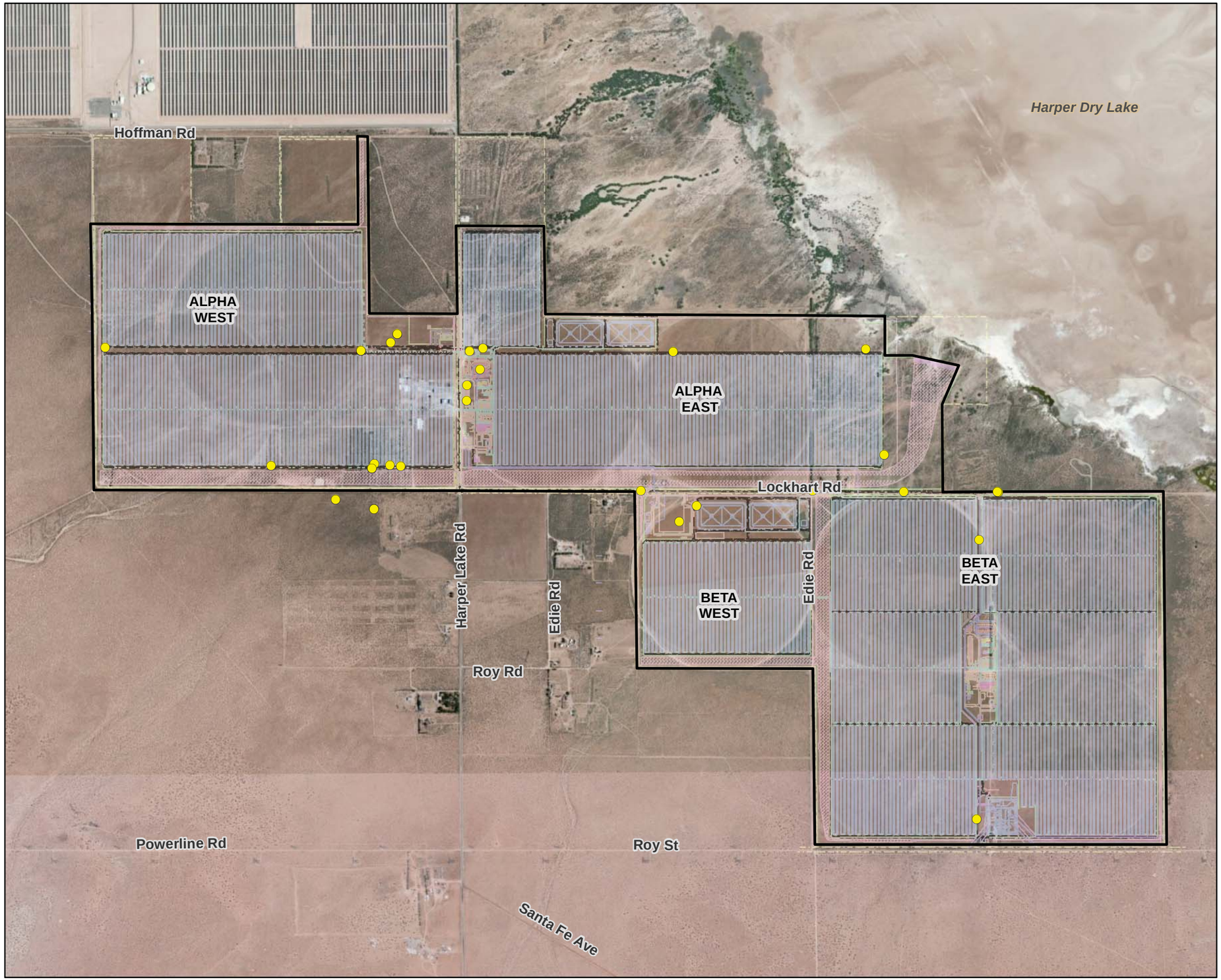

VICINITY MAP



LEGEND

Common Raven

- Incidental Observations

Project Boundary

N

0 750 1,500

Feet

Supplement 2
Incidental Common Raven Observations, June 2014
Abengoa Mojave Solar Project
San Bernardino County, California

CH2MHILL.

Monthly Common Raven Monitoring Results
June 2014

Supplement 3—Point Count Data Sheets

Mojave Solar

Common Raven Fixed Point Observation Data Sheet

Date (mmddyy) 6/14/14 Observer (init.) SRV Start Time 0720 End Time 0730 Obs Pt. 0

Page 1 of 7

Visibility: Clear or Min _____ Max _____ (m)

Wind Direction from (circle one): Calm N NE E SE S SW W NW Variable Speed: Low High _____ (km/h)

Precipitation (circle one): none light rain rain snow sleet hail fog other Temp: 70 (°F) Cloud Cover: 0 %

Obs #	Time	Sex	Age	# of birds	Activity (circle 1st, X others)	Flight Dir (to)	Horizontal Distance (m) 1st	Horizontal Distance (m) closest	Habitat Type/ Perch Structure	Aud?	Vis?	Notes
1					WA PE FL OT							
2					WA PE FL OT							
3					WA PE FL OT							
4					WA PE FL OT							
5					WA PE FL OT							
6					WA PE FL OT							
7					WA PE FL OT							
8					WA PE FL OT							
9					WA PE FL OT							
10					WA PE FL OT							
11					WA PE FL OT							
12					WA PE FL OT							

NONE OBSERVED

Activity Codes: WA-walking on ground, PE-perched above ground, FL-flying, OT-other (please specify)

Habitat Codes: CBS-Creosote Bush Scrub, SD/SS-Sand Dunes/Sand Sheets, DP-Desert Pavement, OT-other (please specify, provide details of Project structure/facility)

OBS. # (Time)	ADDITIONAL NOTES

Mojave Solar

Common Raven Fixed Point Observation Data Sheet

Date (mmddyy) 6/14/14 Observer (init.) SRV Start Time 0732 End Time 0743 Obs Pt. 2 Page 2 of 7

Visibility: (Clear) or Min _____ Max _____ (m)

Wind Direction from (circle one): Calm N NE E SE S (SW) W NW Variable | Speed (Low) High ____ (km/h)

Precipitation (circle one): (none) light rain rain snow sleet hail fog other | Temp: 70 (°F) | Cloud Cover: 0 %

Obs #	Time	Sex	Age	# of birds	Activity (circle 1st, X others)				Flight Dir (to)	Horizontal Distance (m) 1st	Horizontal Distance (m) closest	Habitat Type/ Perch Structure	Aud?	Vis?	Notes
1	0736	-	A	2	WA	PE	(FL)	OT	S	250	250	SITE	N	Y	
2	0738	-	A	1	WA	PE	(FL)	OT	E	300	300	SITE	N	Y	
3					WA	PE	FL	OT							
4					WA	PE	FL	OT							
5					WA	PE	FL	OT							
6					WA	PE	FL	OT							
7					WA	PE	FL	OT							
8					WA	PE	FL	OT							
9					WA	PE	FL	OT							
10					WA	PE	FL	OT							
11					WA	PE	FL	OT							
12					WA	PE	FL	OT							

Activity Codes: WA-walking on ground, PE-perched above ground, FL-flying, OT-other (please specify)
Habitat Codes: CBS-Creosote Bush Scrub, SD/SS-Sand Dunes/Sand Sheets, DP-Desert Pavement, OT-other (please specify, provide details of Project structure/facility)

OBS. # (Time)	ADDITIONAL NOTES

Mojave Solar

Common Raven Fixed Point Observation Data Sheet

Date (mmddyy) 6/14/14 Observer (init.) SRV Start Time 0744 End Time 0754 Obs Pt. (3)

Page 3 of 7

Visibility: (Clear) or Min _____ Max _____ (m)

Wind Direction from (circle one): Calm N NE E SE S (SW) W NW Variable | Speed: (Low) High ____ (km/h)

Precipitation (circle one): (none) light rain rain snow sleet hail fog other | Temp: 70 (°F) | Cloud Cover: 0 %

Obs #	Time	Sex	Age	# of birds	Activity (circle 1st, X others)	Flight Dir (to)	Horizontal Distance (m) 1st	Horizontal Distance (m) closest	Habitat Type/ Perch Structure	Aud?	Vis?	Notes
1	0744	-	A	2	WA (PE) FL OT	-	300	300	SITE	N	Y	perched on open dumpster
2	0751	-	A	1	WA PE (FL) OT	E	150	110	SITE	N	Y	
3					WA PE FL OT							
4					WA PE FL OT							
5					WA PE FL OT							
6					WA PE FL OT							
7					WA PE FL OT							
8					WA PE FL OT							
9					WA PE FL OT							
10					WA PE FL OT							
11					WA PE FL OT							
12					WA PE FL OT							

Activity Codes: WA-walking on ground, PE-perched above ground, FL-flying, OT-other (please specify)
Habitat Codes: CBS-Creosote Bush Scrub, SD/SS-Sand Dunes/Sand Sheets, DP-Desert Pavement, OT-other (please specify, provide details of Project structure/facility)

OBS. # (Time)	ADDITIONAL NOTES

Mojave Solar

Common Raven Fixed Point Observation Data Sheet

Date (mmddyy) 6/14/14 Observer (init.) SRV Start Time 0757 End Time 0807 Obs Pt. 4

Page 4 of 7

Visibility: Clear or Min _____ Max _____ (m)

Wind Direction from (circle one): Calm N NE E SE S SW W NW Variable Speed Low ____ High ____ (km/h)

Precipitation (circle one): none light rain rain snow sleet hail fog other Temp: 70 (°F) Cloud Cover: 0 %

Obs #	Time	Sex	Age	# of birds	Activity (circle 1st, X others)	Flight Dir (to)	Horizontal Distance (m) 1st	Horizontal Distance (m) closest	Habitat Type/ Perch Structure	Aud?	Vis?	Notes
1					WA PE FL OT							
2					WA PE FL OT							
3					WA PE FL OT							
4					WA PE FL OT							
5					WA PE FL OT							
6					WA PE FL OT							
7					WA PE FL OT							
8					WA PE FL OT							
9					WA PE FL OT							
10					WA PE FL OT							
11					WA PE FL OT							
12					WA PE FL OT							

NONE OBSERVED

Activity Codes: WA-walking on ground, PE-perched above ground, FL-flying, OT-other (please specify)

Habitat Codes: CBS-Creosote Bush Scrub, SD/SS-Sand Dunes/Sand Sheets, DP-Desert Pavement, OT-other (please specify, provide details of Project structure/facility)

OBS. # (Time)	ADDITIONAL NOTES

Mojave Solar

Common Raven Fixed Point Observation Data Sheet

Date (mmddyy) 6/14/14 Observer (init.) JRV Start Time 0814 End Time 0824 Obs Pt. (5)

Page 5 of 7

Visibility: (Clear) or Min _____ Max _____ (m)

Wind Direction from (circle one): Calm N NE E SE S (SW) W NW Variable Speed: (Low) High ____ (km/h)

Precipitation (circle one): (none) light rain rain snow sleet hail fog other Temp: 70 (°F) Cloud Cover: 0 %

Obs #	Time	Sex	Age	# of birds	Activity (circle 1st, X others)	Flight Dir (to)	Horizontal Distance (m) 1st	Horizontal Distance (m) closest	Habitat Type/ Perch Structure	Auc?	Vis?	Notes
1	0821	M	A	1	WA (FG) / FL OT	–	350	350	SITE MIRROR	N	Y	
2					WA PE / FL OT							
3					WA PE / FL OT							
4					WA PE / FL OT							
5					WA PE / FL OT							
6					WA PE / FL OT							
7					WA PE / FL OT							
8					WA PE / FL OT							
9					WA PE / FL OT							
10					WA PE / FL OT							
11					WA PE / FL OT							
12					WA PE / FL OT							

Activity Codes: WA-walking on ground, PE-perched above ground, FL-flying, OT-other (please specify)
Habitat Codes: CBS-Creosote Bush Scrub, SD/SS-Sand Dunes/Sand Sheets, DP-Desert Pavement, OT-other (please specify, provide details of Project structure/facility)

OBS. # (Time)	ADDITIONAL NOTES

Mojave Solar

Common Raven Fixed Point Observation Data Sheet

Date (mmddyy) 6/14/14 Observer (init.) SRV Start Time 0835 End Time 0845 Obs Pt. 6

Page 6 of 7

Visibility: (Clear) or Min _____ Max _____ (m)

Wind Direction from (circle one): Calm N NE E SE S (SW) W NW Variable Speed: (Low) High ____ (km/h)

Precipitation (circle one): (none) light rain rain snow sleet hail fog other Temp: 76 (°F) Cloud Cover: 0 %

Obs #	Time	Sex	Age	# of birds	Activity (circle 1st, X others)	Flight Dir (to)	Horizontal Distance (m) 1st	Horizontal Distance (m) closest	Habitat Type/ Perch Structure	Aud?	Vis?	Notes
1					WA PE FL OT							NONE
2					WA PE FL OT							
3					WA PE FL OT							OBSTRUED
4					WA PE FL OT							
5					WA PE FL OT							
6					WA PE FL OT							
7					WA PE FL OT							
8					WA PE FL OT							
9					WA PE FL OT							
10					WA PE FL OT							
11					WA PE FL OT							
12					WA PE FL OT							

Activity Codes: WA-walking on ground, PE-perched above ground, FL-flying, OT-other (please specify)

Habitat Codes: CBS-Creosote Bush Scrub, SD/SS-Sand Dunes/Sand Sheets, DP-Desert Pavement, OT-other (please specify, provide details of Project structure/facility)

OBS. # (Time)	ADDITIONAL NOTES

Mojave Solar

Common Raven Fixed Point Observation Data Sheet

Date (mmddyy) 6/14/14 Observer (init.) SRV Start Time 0841 End Time 0857 Obs Pt. (7)

Page 7 of 7

Visibility: (Clear) or Min _____ Max _____ (m)

Wind Direction from (circle one): Calm N NE E SE S (SW) W NW Variable Speed: (Low) High ____ (km/h)

Precipitation (circle one): (none) light rain rain snow sleet hail fog other Temp: 78 (°F) Cloud Cover: 0 %

Obs #	Time	Sex	Age	# of birds	Activity (circle 1st, X others)	Flight Dir (to)	Horizontal Distance (m) 1st	Horizontal Distance (m) closest	Habitat Type/ Perch Structure	Aud?	Vis?	Notes
1	0841	–	A	2	WA (PE) FL OT	~	250	250	SITE / POWER TW	Y	Y	
2					WA PE FL OT							
3					WA PE FL OT							
4					WA PE FL OT							
5					WA PE FL OT							
6					WA PE FL OT							
7					WA PE FL OT							
8					WA PE FL OT							
9					WA PE FL OT							
10					WA PE FL OT							
11					WA PE FL OT							
12					WA PE FL OT							

Activity Codes: WA-walking on ground, PE-perched above ground, FL-flying, OT-other (please specify)

Habitat Codes: CBS-Creosote Bush Scrub, SD/SS-Sand Dunes/Sand Sheets, DP-Desert Pavement, OT-other (please specify, provide details of Project structure/facility)

OBS. # (Time)	ADDITIONAL NOTES

Mojave Solar

Common Raven Fixed Point Observation Data Sheet

Date (mmddyy) 4/29/14 Observer (init.) JRV Start Time 0750 End Time 0800 Obs Pt. 1

Page 1 of 7

Visibility: Clear or Min _____ Max _____ (m)

Wind Direction from (circle one): Calm N NE E SE S (SW) W NW Variable Speed: (Low) ____ High ____ (km/h)

Precipitation (circle one): (none) light rain rain snow sleet hail fog other Temp: 77 (°F) Cloud Cover: 0 %

Obs #	Time	Sex	Age	# of birds	Activity (circle 1st, X others)	Flight Dir (to)	Horizontal Distance (m) 1st	Horizontal Distance (m) closest	Habitat Type/ Perch Structure	Aud?	Vis?	Notes
1					WA PE / FL OT							
2					WA PE / FL OT							
3					WA PE / FL OT							
4					WA PE / FL OT							
5					WA PE / FL OT							
6					WA PE / FL OT							
7					WA PE / FL OT							
8					WA PE / FL OT							
9					WA PE / FL OT							
10					WA PE / FL OT							
11					WA PE / FL OT							
12					WA PE / FL OT							

NONE OBSERVED

Activity Codes: WA-walking on ground, PE-perched above ground, FL-flying, OT-other (please specify)

Habitat Codes: CBS-Creosote Bush Scrub, SD/SS-Sand Dunes/Sand Sheets, DP-Desert Pavement, OT-other (please specify, provide details of Project structure/facility)

OBS. # (Time)	ADDITIONAL NOTES

Mojave Solar

Common Raven Fixed Point Observation Data Sheet

Date (mmddyy) 6/29/14 Observer (init.) SRV Start Time 0810 End Time 1820 Obs Pt. (5)

Page 2 of 7

Visibility: Clear or Min _____ Max _____ (m)

Wind Direction from (circle one): Calm N NE E SE S (SW) W NW Variable | Speed: (Low) High ____ (km/h)

Precipitation (circle one): (none) light rain rain snow sleet hail fog other | Temp: 77 (°F) | Cloud Cover: 0 %

Obs #	Time	Sex	Age	# of birds	Activity (circle 1st, X others)		Flight Dir (to)	Horizontal Distance (m) 1st	Horizontal Distance (m) closest	Habitat Type/ Perch Structure	Aud?	Vis?	Notes
1					WA	PE							
					FL	OT							
2					WA	PE							NONE
					FL	OT							
3					WA	PE							OBSERVED
					FL	OT							
4					WA	PE							
					FL	OT							
5					WA	PE							
					FL	OT							
6					WA	PE							
					FL	OT							
7					WA	PE							
					FL	OT							
8					WA	PE							
					FL	OT							
9					WA	PE							
					FL	OT							
10					WA	PE							
					FL	OT							
11					WA	PE							
					FL	OT							
12					WA	PE							
					FL	OT							

Activity Codes: WA-walking on ground, PE-perched above ground, FL-flying, OT-other (please specify)

Habitat Codes: CBS-Creosote Bush Scrub, SD/SS-Sand Dunes/Sand Sheets, DP-Desert Pavement, OT-other (please specify, provide details of Project structure/facility)

OBS. # (Time)	ADDITIONAL NOTES

Mojave Solar

Common Raven Fixed Point Observation Data Sheet

Date (mmddyy) 5/29/14 Observer (init.) SPV Start Time 0821 End Time 0831 Obs Pt. (3)

Page 3 of 7

Visibility: (Clear) or Min _____ Max _____ (m)

Wind Direction from (circle one): Calm N NE E SE S (SW) W NW Variable Speed: (Low) High ____ (km/h)

Precipitation (circle one): (none) light rain rain snow sleet hail fog other Temp: 77 (°F) Cloud Cover: 0 %

Obs #	Time	Sex	Age	# of birds	Activity (circle 1st, X others)	Flight Dir (to)	Horizontal Distance (m) 1st	Horizontal Distance (m) closest	Habitat Type/ Perch Structure	Aud?	Vis?	Notes
1					WA PE FL OT							
2					WA PE FL OT							
3					WA PE FL OT							
4					WA PE FL OT							
5					WA PE FL OT							
6					WA PE FL OT							
7					WA PE FL OT							
8					WA PE FL OT							
9					WA PE FL OT							
10					WA PE FL OT							
11					WA PE FL OT							
12					WA PE FL OT							

NOT OBSERVED

Activity Codes: WA-walking on ground, PE-perched above ground, FL-flying, OT-other (please specify)

Habitat Codes: CBS-Creosote Bush Scrub, SD/SS-Sand Dunes/Sand Sheets, DP-Desert Pavement, OT-other (please specify, provide details of Project structure/facility)

OBS. # (Time)	ADDITIONAL NOTES

Mojave Solar

Common Raven Fixed Point Observation Data Sheet

Date (mmddyy) 6/29/14 Observer (init.) JRV Start Time 0833 End Time 0843 Obs Pt. (4)

Page 4 of 7

Visibility: (Clear) or Min ____ Max ____ (m)

Wind Direction from (circle one): Calm N NE E SE S (SW) W NW Variable | Speed: (Low) High ____ (km/h)

Precipitation (circle one): (none) light rain rain snow sleet hail fog other | Temp: 77 (°F) | Cloud Cover: 0 %

Obs #	Time	Sex	Age	# of birds	Activity (circle 1st, X others)	Flight Dir (to)	Horizontal Distance (m) 1st	Horizontal Distance (m) closest	Habitat Type/ Perch Structure	Aud?	Vis?	Notes
1	0840	-	A	2	WA (PE) FL OT	-	300	300	POWER POLE SITE	N	Y	
2					WA PE FL OT							
3					WA PE FL OT							
4					WA PE FL OT							
5					WA PE FL OT							
6					WA PE FL OT							
7					WA PE FL OT							
8					WA PE FL OT							
9					WA PE FL OT							
10					WA PE FL OT							
11					WA PE FL OT							
12					WA PE FL OT							

Activity Codes: WA-walking on ground, PE-perched above ground, FL-flying, OT-other (please specify)
Habitat Codes: CBS-Creosote Bush Scrub, SD/SS-Sand Dunes/Sand Sheets, DP-Desert Pavement, OT-other (please specify, provide details of Project structure/facility)

OBS. # (Time)	ADDITIONAL NOTES

Mojave Solar

Common Raven Fixed Point Observation Data Sheet

Date (mmddyy) 6/29/14 Observer (init.) SRV Start Time 0855 End Time 0905 Obs Pt. (5)

Page 5 of 7

Visibility: (Clear) or Min _____ Max _____ (m)

Wind Direction from (circle one): Calm N NE E SE S (SW) W NW Variable Speed (Low) High ____ (km/h)

Precipitation (circle one): (none) light rain rain snow sleet hail fog other Temp: 77 (°F) Cloud Cover: 0 %

Obs #	Time	Sex	Age	# of birds	Activity (circle 1st, X others)	Flight Dir (to)	Horizontal Distance (m) 1st	Horizontal Distance (m) closest	Habitat Type/ Perch Structure	Aud?	Vis?	Notes
1					WA PE / FL OT							
2					WA PE / FL OT							NONE OBSERVED
3					WA PE / FL OT							
4					WA PE / FL OT							
5					WA PE / FL OT							
6					WA PE / FL OT							
7					WA PE / FL OT							
8					WA PE / FL OT							
9					WA PE / FL OT							
10					WA PE / FL OT							
11					WA PE / FL OT							
12					WA PE / FL OT							

Activity Codes: WA-walking on ground, PE-perched above ground, FL-flying, OT-other (please specify)
Habitat Codes: CBS-Creosote Bush Scrub, SD/SS-Sand Dunes/Sand Sheets, DP-Desert Pavement, OT-other (please specify, provide details of Project structure/facility)

OBS. # (Time)	ADDITIONAL NOTES

Mojave Solar

Common Raven Fixed Point Observation Data Sheet

Date (mmddyy) 6/29/14 Observer (init.) SRV Start Time 0910 End Time 0920 Obs Pt. 6

Page 6 of 7

Visibility: (Clear) or Min ____ Max ____ (m)

Wind Direction from (circle one): Calm N NE E SE S (SW) W NW Variable Speed: (Low) High ____ (km/h)

Precipitation (circle one): (none) light rain rain snow sleet hail fog other Temp: 92 (°F) Cloud Cover: 0 %

Obs #	Time	Sex	Age	# of birds	Activity (circle 1st, X others)	Flight Dir (to)	Horizontal Distance (m) 1st	Horizontal Distance (m) closest	Habitat Type/ Perch Structure	Aud?	Vis?	Notes
1					WA PE FL OT							
2					WA PE FL OT							
3					WA PE FL OT							NONE OBSERVED
4					WA PE FL OT							
5					WA PE FL OT							
6					WA PE FL OT							
7					WA PE FL OT							
8					WA PE FL OT							
9					WA PE FL OT							
10					WA PE FL OT							
11					WA PE FL OT							
12					WA PE FL OT							

Activity Codes: WA-walking on ground, PE-perched above ground, FL-flying, OT-other (please specify)

Habitat Codes: CBS-Creosote Bush Scrub, SD/SS-Sand Dunes/Sand Sheets, DP-Desert Pavement, OT-other (please specify, provide details of Project structure/facility)

OBS. # (Time)	ADDITIONAL NOTES

Mojave Solar

Common Raven Fixed Point Observation Data Sheet

Date (mmddyy) 6/29/14 Observer (init.) SRV Start Time 0921 End Time 0931 Obs Pt. 7 Page 1 of 1

Visibility: Clear or Min _____ Max _____ (m)

Wind Direction from (circle one): Calm N NE E SE S SW W NW Variable Speed Low ____ High ____ (km/h)

Precipitation (circle one): none light rain rain snow sleet hail fog other Temp: 84 (°F) Cloud Cover: 0 %

Obs #	Time	Sex	Age	# of birds	Activity (circle 1st, X others)	Flight Dir (to)	Horizontal Distance (m) 1st	Horizontal Distance (m) closest	Habitat Type/ Perch Structure	Aud?	Vis?	Notes
1					WA PE FL OT							
2					WA PE FL OT							
3					WA PE FL OT							NONE OBSERVED
4					WA PE FL OT							
5					WA PE FL OT							
6					WA PE FL OT							
7					WA PE FL OT							
8					WA PE FL OT							
9					WA PE FL OT							
10					WA PE FL OT							
11					WA PE FL OT							
12					WA PE FL OT							

Activity Codes: WA-walking on ground, PE-perched above ground, FL-flying, OT-other (please specify)
Habitat Codes: CBS-Creosote Bush Scrub, SD/SS-Sand Dunes/Sand Sheets, DP-Desert Pavement, OT-other (please specify, provide details of Project structure/facility)

OBS. # (Time)	ADDITIONAL NOTES

Attachment 4
Observed Wildlife Species List

Observed Wildlife Species List June 2014 Mojave Solar Project		
Common Name	*Scientific Name*	**Status State/Federal**
Reptiles		
Western Whiptail	*Aspidoscelis tigris*	__/__
Leopard Lizard	*Gambelia wislizenii*	__/__
Desert tortoise	*Gopherus agassizii*	ST/FT
Gopher Snake	*Pituophis catenifer*	__/__
Desert Spiny Lizard	*Sceloporus magister*	__/__
Side-blotched Lizard	*Uta stansburiana*	__/__
Birds		
Gambel's Quail	*Callipepla gambelii*	__/__
Lesser Nighthawk	*Chordeiles acutipennis*	__/__
Common Raven	*Corvus corax*	__/__
Horned Lark	*Eremophila alpestris*	WL/__
Greater Roadrunner	*Geococcyx californianus*	__/__
Loggerhead shrike	*Lanius ludoviscianus*	CSC/__
House Sparrow	*Passer domesticus*	__/__
Say's Phoebe	*Sayornis nigricans*	__/__
Eurasian Collared-Dove	*Streptopelia decaocto*	__/__
Ringed Turtle Dove	*Streptopelia risoria*	__/__
European Starling	*Sturnus vulgaris*	__/__
Mourning Dove	*Zenaida macroura*	__/__

Observed Wildlife Species List June 2014 Mojave Solar Project		
Common Name	*Scientific Name*	**Status State/Federal**
Mammals		
White-tailed Antelope Squirrel	*Ammospermophilus leucurus*	__/__
Black-tailed Jackrabbit	*Lepus californicus*	__/__
Desert Kit Fox	*Vulpes macrotis*	CSC/__

Status Codes:

Federal:

FE = Federally listed endangered: species in danger of extinction throughout a significant portion of its range

FT = Federally listed, threatened: species likely to become endangered within the foreseeable future

State:

SE = State listed as endangered

ST = State listed as threatened

CSC = California Species of Special Concern Species of concern to CDFW because of declining population levels, limited ranges, and/or continuing threats have made them vulnerable to extinction.

CCR = protected by the California Code of Regulations

WL = Watch List

CDF-S = California Department of Forestry Sensitive

Appendix C
Cultural Resources

Mojave Solar Project
Monthly Compliance Report
San Bernardino County, California

June 2014 Reporting Period

CH2M HILL
2485 Natomas Park Drive
Suite 600
Sacramento, CA
95833-2937
Tel: 916.920.0300
Fax: 916.920.8463

July 7, 2014

Dale Rundquist
Compliance Project Manager
California Energy Commission
1516 Ninth Street
Sacramento, CA 95814

Subject: Abengoa Mojave Solar Project (09-AFC-5C)
Monthly Compliance Report CUL-1 and CUL-6

Dear Mr. Rundquist:

CH2M HILL is assisting Abengoa Solar LLC. (Abengoa) in complying with California Energy Commission (CEC) Conditions of Certification (COC), specifically, CUL-1 and CUL-6, for cultural resource monitoring, as set forth in the Commission Decision for the Mojave Solar Project (MSP). This report covers the cultural resources monitoring conducted from June 1, 2014 through June 30, 2014 by CH2M HILL.

Personnel Active in Cultural Monitoring This Period

The Cultural Resources Monitors (CRMs) included: Sonia Sifuentes and Jesse Shelmire. The Native American Monitors (NAMs) included: Joseph Lente, David Perezchica and Leona Gilvin. Additionally, Cultural Resource Specialist (CRS), Gloriella Cardenas, was periodically onsite.

Monitoring and Associated Activities This Period

Ground-disturbing activities subject to cultural resource monitoring occurred in various locations of the MSP. In Alpha East, grounding installations, support foundations, electrical trenching, and boreholes were monitored. In Alpha West, electric box foundations and boreholes were monitored. In Beta East, support foundations, raw water line trenching, warehouse foundations, electric box foundation, boreholes, and well number 4 sump required monitoring. In Beta West, monitoring occurred for electrical box foundations and boreholes.

In addition to scheduled monitored activities, a heat transfer fluid (HTF) spill cleanup was inspected (Photo 1). On March 28, 2014, a reported 28-gallon spill of HTF occurred in the Beta East portion of the project along the northern access road adjacent to rows E-62 through E-66. The area remained barricaded for health and safety concerns until June 5, 2014; on this date the CRS assessed the area for impacts to cultural resources.

The excavation area was approximately 30 feet in length, 10 feet wide and 6 inches to 1 foot in depth. It is likely a front loader was used to cut a swatch of the road where the

HTF had spilled. The cut was inspected by the CRS along with the soils removed, which were left adjacent to the spill area. No resources were noted and no impacts occurred as a result of this environmental cleanup.



Photo 1. HTF spill cleanup, view to the east.

Cultural Resources Discoveries This Period

None.

Anticipated Changes in the Next Period

Monitoring will continue for various foundations, electrical trenching, drainages, water line trenching, and other activities. Cultural monitoring crews will remain onsite to continue monitoring and to respond to discoveries if they occur.

Comments, Issues or Concerns

Pending Issues

During the reporting period, resolution completion of non-compliance report (NCR) No. 10, dated May 13, 2014, remained pending. Although documents had been provided by the contractor (Abeinsa) stating completion, resolutions had been changed and the substituted corrective actions were found inadequate. Below is a summary and update on the status of NCR No. 10.

On May 15, 2014, the contractor submitted documents to the project owner stating that NCR No. 10's resolutions had been met; however, the contractor had implemented different resolutions than were recommended in the NCR. The substituted resolutions did not include suspension from work of the involved parties, but instead consisted mainly of Worker Environmental Awareness Program (WEAP) retraining. The CRS found the substituted resolutions to be inadequate corrective actions. The CRS requested that the contractor implement the originally recommended resolutions.

A request to rescind the NCR was submitted to the CEC by the contractor on May 28, 2014.

On June 3, 2014, during the stakeholder's monthly call, CEC Staff stated that failure to follow ground-disturbing activity procedures had still occurred (i.e., notification of the CRS for clearance to proceed with the activity without a monitor's presence) and although the contractor later discovered the excavation had taken place within a disturbed context, the COCs and permitting regulations had been violated, regardless, because the CRS had not been contacted to make the determination. The CEC formally denied the request to rescind on June 5, 2014, and requested that the resolutions contained in NCR No. 10 be implemented.

On June 30, 2014, revised documents were submitted to the CRS by the contractor stating the resolutions have been met. However, once again, the resolutions implemented by Abeinsa were not the same corrective actions proposed in NCR No. 10. The contractor's non-compliance/non-conformity managers reported that the involved parties had been WEAP retrained and that communications between the contractor and the CRS would improve in the future.

Non-Compliance Issues

Failure to comply with NCR No. 10 resolutions has resulted in a new non-compliance event for the contractor; this is the contractor's third non-compliance incident regarding adhering to the COCs and permitting requirements regarding cultural resources. The contributing factors include: the modified resolutions for NCR No. 10 were deemed inadequate the first time they were presented and a request by the CRS to comply with the written resolutions and to resubmit documents was made; the CEC responded with denial of the request to rescind the NCR along with a request to complete the recommended resolutions; the contractor has failed to respond to three requests to strictly adhere to the recommended resolutions; and there were misstatements reported by the contractor in the June 30 document. The revised NCR No. 10 Resolution document stated that:

1. The contractor was aware, prior to the May 13, 2014, excavation and NCR No. 10 that the excavation was in a previously disturbed context.
    - *However, on May 28, 2014, the compliance manager for the contractor stated to the CRS that it was upon review of the issues surrounding NCR No. 10, that it was discovered the excavation in question was within the footprint of a previous excavation. This was similarly reported to the CEC when the contractor requested a rescinding of the NCR.*

2. The excavation of May 13, 2014, was reopened using the same survey and construction crew who worked the original excavation in order to eliminate the potential of over-excavating.

    - *The subcontractor for the January 29, 2014, excavation, which was purported as the original excavation, was Sukut, who left the project prior to May 2014. The excavation of May 13, 2014, was conducted by Abacus.*

Guidance regarding issuance of NCR. No. 11 against the contractor for failure to comply with NCR No. 10's resolutions and COCs, specifically, CUL- 2 and CUL-6, with an infraction date of June 30, 2014, was requested by the CRS to the CEC. Response is pending and status will be updated in the July 2014 monthly compliance report.

The NCR No. 10 documentation revisions and submittals during this reporting period are included as an attachment to this letter.

Sincerely,

CH2M HILL

Gloriella Cardenas, M.A., RPA
Cultural Resources Specialist

Attachment: NCR No. 10 documentation revisions and submittals

Attachment
NCR No. 10 Documentation Revisions and Submittals

Cardenas, Gloriella/SCO

From: Rundquist, Dale@Energy <Dale.Rundquist@energy.ca.gov>
Sent: Thursday, June 05, 2014 10:39 AM
To: Parker, Karen/SAC
Cc: Frederick.Redell@solar.abengoa.com; Kathleen.Sullivan@solar.abengoa.com; william.grisolia@solar.abengoa.com; frances.sanchez@solar.abengoa.com; john.costanzo@solar.abengoa.com; Carrier, John/SAC; Cardenas, Gloriella/SCO; Helton, Clint/SCO; McGuirt, Michael@Energy
Subject: RE: Mojave Solar Project Cultural NCR No. 10 - Request from Mojave Solar Project to Rescind NCR - Additional Information

Hi Karen,
The request from the contractor asking to rescind **Cultural Resources NCR No. 10** is denied.

Staff explains:
Subject noncompliance event is violation of basic monitoring protocol.
A CRS or a CRM must be present prior to commencement of any excavation. No Exceptions.

Staff also requests the noncompliance resolution measures for Cultural NCR No. 10 (dated 5/13/14) be implemented.

Thank you,
Dale R.

From: Karen.Parker@CH2M.com [mailto:Karen.Parker@CH2M.com]
Sent: Monday, June 02, 2014 11:31 AM
To: Rundquist, Dale@Energy
Cc: Frederick.Redell@solar.abengoa.com; Kathleen.Sullivan@solar.abengoa.com; william.grisolia@solar.abengoa.com; frances.sanchez@solar.abengoa.com; john.costanzo@solar.abengoa.com; John.Carrier@CH2M.com; Gloriella.Cardenas@CH2M.com; Clint.Helton@CH2M.com
Subject: RE: Mojave Solar Project Cultural NCR No. 10 - Request from Mojave Solar Project to Rescind NCR - Additional Information

Dale,

For your consideration, additional information provided by Mojave Solar related to the NCR 10 package sent on May 28, 2014 is attached to this email.

We look forward to receiving your guidance in this matter.

Thanks,
Karen

From: Parker, Karen/SAC
Sent: Wednesday, May 28, 2014 10:25 AM
To: 'Rundquist, Dale@Energy'
Cc: Trey Bassette; 'Frederick.Redell@solar.abengoa.com'; Kathleen.Sullivan@solar.abengoa.com; william.grisolia@solar.abengoa.com; frances.sanchez@solar.abengoa.com; John Costanzo; Carrier, John/SAC; Cardenas, Gloriella/SCO; Helton, Clint/SCO
Subject: Mojave Solar Project Cultural NCR No. 10 - Request from Mojave Solar Project to Rescind NCR

Dale,

Mojave Solar has asked me to forward to you a request from their contractor asking the CEC to consider rescinding Cultural Resources NCR No. 10. In support of their request, the contractor has provided the attached documentation. The CRS has reviewed this information and does not think it is sufficient to justify rescinding the NCR. However, at Mojave Solar's request, we are providing the materials to you for your determination and direction.

Your guidance in this matter is greatly appreciated.

Thanks,
Karen

Karen Parker
Senior Project Manager
Environment and Nuclear Market

CH2M HILL
2485 Natomas Park Drive #600
Sacramento, California 95833
Direct: 916-286-0298
Fax: 916-614-3498
Mobile: 530-306-8069 *(please note new number!)*
www.ch2mhill.com
karen.parker@ch2m.com

ABEINSA EPC
MOJAVE

Customer Non Conformity Report

Project: Mojave Solar Project	**Reference:** CUL-6 NCR 10
Date: 05/21/2014	
Affected Area: Construction	

Description of the problem:
On Tuesday May 13, 2014, cultural monitors were scheduled to monitor a trench for fiber optic installations between the hours of 7:00 am to 10:00 am with the sub-contractor Abacus. This excavation did not take place during this scheduled time period. On Wednesday May 14, 2014, cultural monitors were rescheduled to monitor the fiber optics trenching. The cultural monitors arrived at 7:00 am to the location to find the excavation had already taken place, the day before starting at 12:00 pm. The non-monitored trench measured 5 ft in length, 2 ft in width and 2 ft in depth and was located in Alpha East, in the solar field, between mirror rows H-126 and H-127. Soils were examined to assess for impacts to cultural resources; none were noted as a result of this non-compliance event. Because conducting ground disturbance of native sediments without cultural monitoring is a non-compliance issue per CUL-6, this NCR was issued. Additionally, this is the sub-contractor's third non-compliance incident regarding excavating without cultural monitors present for ground disturbing activities.

Requires preventive action: No ☐ Yes ☒ (IA Opening)

IRP No:	**Date:** 5/15/14
IRP Evaluator:	

Preventative measures to prevent any future infraction of CUL-6.

Root Cause:

Unfulfilled Procedure - Potential impacts could have included destruction of buried cultural deposits.

Corrective Action:

IRP Coordinator: Steven Pochmara	**Date: 6/27/2014**

ABEINSA EPC
MOJAVE

Comment:

The initial trench was excavated on 01/29/2013 with a cultural monitor present. Prior to backfilling, the trench was surveyed. Due to a need to add additional electrical items, the trench was re-opened on 05/13/2014 using the original survey and the same crew that performed the initial trench to assure that excavation into native soils would not occur. As this was the case, the violating crew in question proceeded to excavate in an area thought to be cleared and previously excavated. Therefore, the NCR resulted from a lack of communication between construction and the CRS, not from the actions of the excavation crew. Under the circumstances the crew has re-attended WEAP training (see attached) and has been given directions to contact the cultural staff and the activity manager if there is any uncertainty during future excavations. Going forward, construction will work closer with the CRS and cultural staff to assure nothing is missed and both staffs are on the same page. In addition, construction will not authorize any excavation without a cultural monitor present or without specific clearance from the CRS directly.

Attachments :

- **WEAP Training Sign-In Sheet – 5/20/14)**

NCR Coordinator:
Steven Pochmara

Position: Permitting Manager

Signature of Coordinator:

NCR Evaluator:
Nicolas Gallo Massa

Position: Project Sub-Director

Signature of Evaluator:

NCR Supervisor:
Efrain Perez

Position: Quality Manager

Signature of Supervisor:

Certification of Completion
Worker Environmental Awareness Program
Mojave Solar Project (09-AFC-5)

This is to acknowledge these individuals have completed a mandatory California Energy Commission-approved Worker Environmental Awareness Program (WEAP). The WEAP includes pertinent information on biological, cultural, and paleontological resources for all personnel (that is, construction supervisors, crews, and plant operators) working on site or at related facilities. By signing below, the participant indicates that he/she understands and shall abide by the guidelines set forth in the program materials. Include this completed form in the Monthly Compliance Report.

No.	Employee Name	Title/Company	Signature	
1.	LANCE HUSTED	SQUARE D / SCHNEIDER ELECTRIC		
2.	Greig Honish	Teamster / Cinplex		
3.	DENIS FRUTOS	INSPECTOR / ABACUS		
4.	Alberto Cortés	ANGELUS W.P	Alberto Cortés	
5.	Armando Cortés	ANGELUS W.P	Armando Cortés	
6.	JOHN Niblack	ABENGOA		
7.	Matthew Neal	ABACUS		
8.	Manuel Velazquez	ABACUS		RE TRAINING
9.	Antonio Ortiz	ABACUS		RE. Training
10.	Richard Shelton	Site Safety / Abacus		
11.	JOSE MANUEL ROMERO	ABEINSA EPC		
12.				
13.				
14.				
15.				
16.				
17.				
18.				
19.				
20.				
21.				
22.				
23.				
24.				
25.				
26.				
27.				
28.				
29.				
30.				

Biological Trainer: BRUCE ASARO Signature: [signature] Date: 5/20/14

Cultural Trainer: " Signature: " Date: / /

Paleo Trainer: " Signature: " Date: / /

Appendix D
Paleontological Resources

Mojave Solar Project
Monthly Compliance Report
San Bernardino County, California

June 2014 Reporting Period

SWCA
ENVIRONMENTAL CONSULTANTS
Sound Science. Creative Solutions.

Pasadena Office
150 S. Arroyo Parkway, 2nd Floor
Pasadena, CA 91105
Tel 626.240.0587 Fax 626.240.0607
www.swca.com

Mr. Dale Rundquist, CPM
(09-AFC-5C)
California Energy Commission
1516 Ninth Street (MS-2000)
Sacramento, CA 95814

July 7, 2014

RE: PAL-5, Summary of Paleontological Monitoring and Mitigation Activities at the Mojave Solar Project (MSP) for the period of June 2014

Dear Mr. Rundquist:

This letter is to confirm SWCA Environmental Consultants paleontological monitoring and mitigation activities at the MSP site during the period of June 1 through June 30, 2014. As of February 28, 2014, major ground-disturbing activities for the MSP have been completed and SWCA's monitoring services are no longer required onsite. No paleontological monitoring occurred during the above-referenced period.

It has been a pleasure working with you on this project. If you have any questions please do not hesitate to contact me at 626 240 0587 ext 6605 or at ccorsetti@swca.com.

Respectfully,

Cara Corsetti, M.S.
Principal
Paleontological Resources Specialist, MSP

Appendix E
Worker Safety

Mojave Solar Project
Monthly Compliance Report
San Bernardino County, California

June 2014 Reporting Period

Monthly Safety Inspection Report
Larry Davis, Mojave Solar Project Safety Manager
June, 2014

Record of all employees trained for the month
Worked **5,377,269** hours project to date with **70** recordable incidents. **8,885** new employee orientations completed to date. **6,067** visitor safety orientations completed to date. **201** new employee orientations were completed in the month of June.

Summary report of safety management actions and safety-related incidents that occurred:

- **ERT's have been reorganized and H&S is scheduling the next drill with SBCFD.**
- **Trash control efforts have been evaluated and more concentrated efforts are being applied to the Alpha and Beta power blocks.**
- **Light level measurements continue to be taken on night shift to ensure compliance for OSHA standards.**
- **Cool down tents in Alpha and Beta has been set up with tables and benches.**
- **Master Chemical List has been updated for all subcontractors on site.**
- **Solutia VP-1 deliveries continue in both Alpha and Beta to the Overflow tanks.**
- **H&S continues to audit H&S incidents and injuries including follow up corrective actions.**

Safety management actions included WEAP and new employee orientation training, safety committee meetings and training classes for HTF Awareness, Heat Injury Prevention Program/Off Angle Focus and LOTO/ 70E. H&S continues with monthly subcontractor audits. Weekly inspection with Bureau Veritas revealed no major safety issues and all other issues corrected right away. Santa Fe/Pipe Line/BNSF right of way Rd update: Violators detected during the month of June had their site access badges deactivated and site access denied.

Recordable incidents in previous months (Updates on bold)

August 2013 open case

- Case #3 8/15/13. Milco. Worker fell while unloading HTF flex pipe resulting in a bruised tailbone. First Aid case reclassified as Lost Time on January 8, 2014.

October 2013 open cases

- Case #4: 10/16/2013. HLC. Left shoulder strain. Recordable reclassified as Lost Time.
- 10/16/2013. E.W. Corp. Physical Altercation Case. This non-occupational case is currently under worker compensation court review.

November 2013 open cases pending closure by Zurich

- Case #1: 11/19/2013. HLC. Worker suffered right clavicle dislocation resulting in RTW modified Duty. Retrained in safe work practices. Classified as recordable.

December 2013 open cases

- Case #1: 12/18/2013. Murray. Worker was unloading material from a flatbed trailer lost his footing and fell backwards to the ground and landed on left hip and leg area. Classified as Lost Time.

Report of accidents and injuries that occurred during the month of June:

Three RWDC's were incurred in the month of June 2014.

Case #1: 6/19/2014 – Abacus, Right knee strain/contussion; Classified as RWDC
- **Employee retrained on Proper use of a ladder on scaffolding.**

Case #2: 6/20/2014 – Abacus, Left great toe strain; Classified as RWDC
- **Employee retrained on descending from a scaffold ladder.**

Case #3: 6/24/2014 – ARB, Left eye conjunctivitis; Classified as RWDC
- **Case open, corrective action open.**

No report of any continuing or unresolved situations and incidents that may pose danger to life or health.

Currently we have an average of **1,203** employees on site daily.
Landing Zone prepared for emergency evacuation cleared at all times.

Construction has worked **5,377,269** hours with **70** recordable cases.
Total Recordable Incident Rate, (TRIR), for Project in the month of June is **1.85%**
Total Recordable Incident Rate, (TRIR), for year to date is **2.62%**
Total Recordable Incident Rate, (TRIR), for Project to date is **2.60%**
Total Lost Work day cases- **14**, Lost Work days total – **1,040**

ABENER TEYMA MOJAVE

Safety Conditions Check List

Internal by Work Site

Mojave Solar Project	
Activities performed:	
Safety Inspection Report **Record periodically (monthly)** **June, 2014**	

Date:	Time:	Project Name & Number
6.18.14	10:35 am	Mojave Solar Project -4A6007
Inspected by:		**Title**
Larry Davis		Safety Manager
Accompanied by:		**Title**
Raivo Neggo		BV Safety

A	Safety & Risk Management Program Administration & Record Keeping	Values				Comments
		1	2	3	N/A	
1	Is there a Safety Manual, 29 CFR Sub Part 1926 and HAZCOM Manuals available on-site?			3		
2	Are there Weekly Safety meetings (Toolbox Talks) conducted and documented?			3		
3	Is the Weekly Job Safety Inspection conducted and documented?			3		
4	Are the Federal & State Labor Notices posted in a conspicuous location?			3		
5	Are the Emergency phone numbers & Doctors list posted conspicuously?			3		
6	Are the Company vehicle operators authorized per company policy?			3		
7	Are the New employee orientations documented for all new subcontractor employees?			3		
8	Are the PM follow up letters to subcontractors re: Serious Violations on file?			3		
9	Is the approved safety plan including the emergency action plan on site?			3		
10	Is the Safety Plan updated to reflect any/all scope changes?			3		
B	**Ladders & Stairways - OSHA Subpart X**	**Values**				**Comments**
1	Are the ladders inspected for defects?			3		
2	Are extension ladders extending 3 ft. above landing?			3		
3	Are extension ladders pitched at 1 ft. out from vertical for every 4 ft. of height?			3		
4	Are straight ladders secured in place?			3		
5	Are the straight ladders equipped with safety feet?			3		

Safety Conditions Check List

Internal by Work Site

6	Are the step ladders used only in open position?			3		
7	Are the stepladders tall enough for job without using top step, second step from top step or platform?			3		
8	Is the use on non-conductive (non-metal) ladders only in proximity of electricity?			3		
9	Are the stairways, ramps, and landing equipped with rails and handrails?			3		.
10	Are the stairways and/or landings in use poured, filled, finished and free of debris, slip, trip or fall hazards?			3		
11	Are the stairways adequately lighted?			3		
12	Do the permanent ladders meet OSHA 1910 standards?			3		
C	**Fall Protection OSHA - Subpart M**	**Values**				**Comments**
1	Are the floor/roof deck openings protected with properly secured and marked covers or guardrails?			3		
2	Are the wall openings/open-sided floors protected with fall protection/prevention systems?			3		
3	Are the workers exposed to falls of 6' or more provided with and required to use personal fall arrest systems (PFAS) when not protected by guardrails?			3		
4	Are the exposed rebar in work areas properly protected - capped, etc.? Both vertical and horizontal?	1				Abacus missing rebar caps Corrected at time of discovery
5	Are specialty trades, I.e., roofers, ironworkers, etc., working under fall protection plans prepared by them and approved by controlling contractor?			3		
6	Are the PFAS - Harnesses, Lanyards, Anchorage Points, Lifelines and Retractables inspected?			3		
7	Are the anchorage Points 5K per person?			3		
D	**Demolition – OSHA Subpart T**	**Values**				**Comments**
1	Is the Engineering Survey completed and documented?				N/A	
2	Is the work area "Identified & Protected", i.e., electricity, gas, water, sprinkler system?				N/A	
E	**Scaffolds and Aerial Lifts – OSHA Subpart L**	**Values**				**Comments**
1	Is there a competent Person, designated in writing, assigned to supervise operations and conduct documented daily inspections and on-site full time?			3		
2	Are the working surfaces 6' or higher equipped with guardrails?			3		
3	Are the working surfaces clear of debris, slip, trip and fall hazards?			3		
4	Are the plumbs, tied in as necessary, safe footing, base plates, mudsills assembled and erected properly -? Are they equipped with all pins and bracing? Is a complete platform?			3		

Safety Conditions Check List

Internal by Work Site

5	Is there a safe means of access to platform provided?			3		
6	Are the wheels locked on rolling units when platform occupied?			3		
7	Are the scaffolds at least 10 ft. from energized power lines?			3		
8	Are the workers tied off in articulating boom lift?			3		
9	Is the aerial lift on level surface?			3		
10	Has safety been notified in advance of erecting a suspended scaffold?			3		
11	Is there a competent Scaffold Person inspected and signed-off on scaffold prior to each shift daily?			3		
12	Is a Tagging system used?			3		
F	**Excavations & Trenches – OSHA Subpart P**	**Values**				**Comments**
1	Is there a competent Person, designated in writing, assigned to supervise operations and conduct documented daily inspections and on site full time?			3		
2	Are all excavations and trenches 5 ft. or greater in depth equipped with Protective Systems (shoring/shielding or sloped/benched)?			3		
3	Are the ladders or other means of quick exit within 25 ft. of lateral travel for workers?			3		
4	Is the Spoil pile at least 3 ft. from edge of excavation or trench?			3		
5	Are the Underground utilities located & marked before excavation starts? (Verify ticket/maps/plans)			3		
6	Are the barricades provided around all open excavations?	1				Abacus missing information tags on barricades Corrected at time of discovery
7	Is the Equipment kept at proper distance from occupied excavations/trenches to minimize risk of cave-in or equipment falling in on workers?			3		
8	IF 20' OR DEEPER Has Safety been notified?			3		
9	IF 20' OR DEEPER, are the protective systems designed by a RPE?			3		
10	Are the Surface and subsurface encumbrances identified?			3		
11	Are the Water, atmospheric conditions, & surcharge loads considered?			3		
G	**Motor Vehicles, Mechanized Equipment – OSHA Subpart**	**Values**				**Comments**
1	Are the Tractors, backhoes, other vehicles equipped with operable backup alarms?			3		
2	Are the Operators required wearing seat belts when provided on equipment?	1				DMI employee's witnessed not using seatbelts on site mules. Corrected at time of discovery
3	Is the Forklift/Lull operator certification documented and available on project?			3		
4	Is a High visible vest worn around earth moving equipment?			3		
H	**Electrical – OSHA Subpart K**	**Values**				**Comments**

Safety Conditions Check List

Internal by Work Site

1	Are the Ground fault circuit interrupters (GFCI) used with all temporary wiring, e.g., extension cords and power from welding machines?			3		
2	Is the GFCI in good appearance and in working order?			3		
3	Are All tools and equipment inspected for defects in cords and plugs?	1				ABACUS cords not being inspected prior to use. Cords removed from service with damages.
4	Are the Extension cords and ground pins are in good condition?	1				ABACUS cords not being inspected prior to use. several removed from service without ground pins
5	Are the Sources of electricity, such as energized panel boxes, overhead lines, etc., properly marked, barricaded and protected? Inspected by a Qualified Person?			3		
6	Is there an adequate lockout/tag out/try out procedures in place to protect employees?			3		
7	Is the Temporary Lighting installed properly? (i.e. parking, construction trailer, & site)			3		
I	**Personal Protective Equipment – OSHA Subpart E**	**Values**				**Comments**
1	Is an adequate eye protection available and worn when required?			3		
2	Is a Hearing protection available and used when necessary?			3		
3	Are Hard hats available and worn at all times?			3		
4	Are Work boots with protective toes worn by all employees?			3		
5	Are All employees wearing shirts with sleeves?			3		
6	Is a Hand protection available and in use when required?			3		
7	Is there a Written respirator program available?			3		
8	Are they Using N95 respirators for "voluntary use"?			3		
9	Are the PFAS inspected by employees prior to use?			3		
J	**Fire Prevention – OSHA Subpart F**	**Values**				**Comments**
1	Are the flammable/combustible liquids stored away from ignition sources and identified by warning signs?			3		
2	Are the approved metal safety cans utilized for storing all liquid flammables?			3		
3	Are the fuel tanks surrounded by containment and 20' from building?			3		
4	Are an adequate number of charged fire extinguishers available? With-in 75'?			3		
5	Are the Extinguishers properly located, protected, Inspected?			3		
6	Are the Flammable/combustible debris & storage kept away from welding & cutting?			3		
K	**Welding & Cutting - OSHA Subpart J**	**Values**				**Comments**
1	Are welding leads in good condition?			3		
2	Is a Portable fire extinguisher located within 20' of all welding operations?			3		

Safety Conditions Check List

Internal by Work Site

3	Are Fire blankets available and used to cover combustible material located around welding operations?	1				ARB not using proper fire blankets to protect workers below.
4	Are Hot Work Permits used when required?			3		
5	Is an Adequate use of fire curtains to enclose and shield welding operations?			3		
6	Are Hoses, torches, and gauges free from defects, dirt and hydrocarbons such as oil and grease?			3		
7	Are Regulators provided with flash arrestors?			3		
8	Are Welding / cutting helmets, eye protection, gloves, bibs, face shields available and properly used when necessary?			3		
9	Are the Stored oxygen and fuel cylinders separated by a minimum of 20 ft. with valve protection caps in place?	1				ABACUS improper storage corrected at time of discovery
10	Are All cylinders firmly secured in upright position?			3		
11	Are Cylinders secured to welding cart, valve closed and caps on when not in use?		2			
12	Are Empty and full cylinders separated and marked?			3		
13	Are Flammable gas cylinders and oxygen gas cylinders are separated 20' apart?			3		
L	**Tools – Hand & Powered – OSHA Subpart I**	**Values**				**Comments**
1	Are Tools and equipment in good condition?			3		
2	Is the Defective equipment tagged as such and removed from work area?		2			ABACUS hand tool not tagged out in the work area.
3	Are Tools and equipment guards and handles in place and in good condition?		2			FHI worker without T handle on grinder Corrected at the time of discovery
4	Are the Powder actuated tool operators properly trained and documented?			3		
M	**Confined Space Entry - OSHA 29CFR1910.146**	**Values**				**Comments**
1	Is a competent Person / Entry Supervisor designated in writing? On site full time?			3		
2	Is an Entry permit properly issued prior to work starting?			3		
3	Is the Air sampling equipment available and properly used? Calibrated?			3		
4	Are the Air samples show acceptable oxygen concentrations of (19.5% to 23.5%)?			3		
5	Are the Air samples show space is free of toxic/flammable/explosive gases?			3		
6	Is there a Trained attendant assigned to maintain constant contact with workers inside space?			3		
7	Is there Trained person assigned to recheck air quality frequently throughout the project?			3		
8	Is there an Emergency rescue plan and equipment in place?			3		
N	**Hazard Communication - OSHA 29CFR1910.1200**	**Values**				**Comments**
1	Is there an Abeinsa EPC, Subcontractor MSDS's available?			3		
2	Is there an Abeinsa EPC List of Hazardous Chemicals current?			3		

Safety Conditions Check List

Internal by Work Site

3	Is there an Abeinsa EPC, Subcontractor written programs on site?			3		
4	Are the Containers labelled? Are the Notices posted?			3		
O	**Health and Safety - OSHA Subparts C & D**	**Values**				**Comments**
1	Is illumination, task lighting adequate?			3		
2	Are sanitary facilities adequate and clean?			3		
3	Is drinking water properly dispensed and community water containers cleaned and secured?			3		
4	Is First Aid kit stocked including latex gloves and Bloodborne clean-up kit?			3		
5	Are Eye wash stations available & accessible?			3		
P	**Housekeeping - OSHA Subparts C & D**	**Values**				**Comments**
1	Are Suitable containers available for disposal of trash, debris and recyclables?		2			ABACUS without proper trash containers near the break area.
2	Are Walkways, aisles, hallways and passageways clear of trash, debris, materials?		2			FHI work area's tight not keeping paths and walkways clear
3	Are Tools not in use stored in job boxes?			3		
4	Is the Equipment not in use stored properly?			3		
5	Are Pipes and other materials stored kept neatly?			3		
6	Are Appropriate sub-contractors dumpsters available?			3		
Q	**Cranes and Hoists - OSHA Subpart N**	**Values**				**Comments**
1	Are Operator's "daily inspections" available for review?			3		
2	Is there an Annual Inspection and 3rd party crane inspection documented?			3		
3	Are the Swing radius barricaded?			3		
4	Are the Hydraulic crane outriggers padded and on stable ground?			3		
5	Are the Power lines at safe distance? De-energized or protected? (Check clearance heights)			3		
6	Are the Uniform signals properly used?			3		
7	Are Cable and slings regularly inspected and in good condition? Red is dead!			3		
8	Are Operable safety catches provided on load hooks?			3		
9	Is there a Proper rigging used for loads?			3		
10	Are the Operator qualifications on site?			3		
11	Is a competent training person involved with safe rigging practices?			3		
R	**Abatement & Remediation - OSHA Subparts D & Z**	**Values**				**Comments**
1	Is the Personnel trained & medically qualified including fit tests? Documentation on site?				N/A	
2	Are the three work zones delineated?				N/A	

Safety Conditions Check List

Internal by Work Site

3	Are workers wearing the correct level of protection?				N/A	
4	Is on-going air monitoring documented?				N/A	
5	Are vision panels installed where practical?				N/A	
S	**Public Safety & General Liability – ANSI A.10-30-2001**	**Values**				**Comments**
1	Is an adequate placement of flashers, barricades, signs around excavations and equipment or materials located in foot/vehicle traffic areas?			3		
2	Is Security in place? Is the Access control plan established?			3		
3	Is the fencing erected around laydown/material storage areas?			3		
4	Is the Site lighting meets 5-foot candles?			3		
5	Have All contractors submitted COI?			3		
6	Are the way (Traffic signs) signs clear?			3		
7	Are the Off-site work hazards identified?			3		
	Safety Deficiency Point Reduction **Inspection Score: 389 /408 = 95.3 %**					

Comments:

- PTD worked hours 5,377,269 hours with 70 recordable incidents.
- 8,885 New employee orientations completed to date.
- 6,067 Visitor safety orientations completed to date.
- 201 new employee orientations were completed in the month of May.

Weekly Safety Committee Meetings were held and the following trainings were offered: LOTO/70E, HTF Awareness, HIPP/Off Angle Focus.

Appendix F
Engineering

Soil & Water
Waste
General Conditions
Civil
Structural
Mechanical
Electrical
Transmission System

Mojave Solar Project
Monthly Compliance Report
San Bernardino County, California

June 2014 Reporting Period

ABENER TEYMA MOJAVE

13911 Park Avenue, Suite 208
Victorville, CA 92392
Phone: 480-287-1419

Subject:	Mojave Solar Project (09-AFC-5C)
Condition No.:	Compliance5
Description:	Monthly Compliance Matrix
Submittal No.:	COMPLIANCE5-00-00

July 11, 2014
Mr. Dale Rundquist, CPM
California Energy Commission
1516 Ninth Street (MS-2000)
Sacramento, CA 95814
drundqui@energy.state.ca.us

Dear Mr. Rundquist,

As required by the California Energy Commission and more specifically by Condition of Certification COMPLIANCE5, attached please find an update to the following Compliances:

COMPLIANCE-2 [ASI + A/T]

The project owner shall maintain project files on-site or at an alternative site approved by the CPM for the life of the project, unless a lesser period of time is specified by the Conditions of Certification. The files shall contain copies of all "as-built" drawings, documents submitted as verification for Conditions, and other project-related documents. Energy Commission staff and delegate agencies shall, upon request to the project owner, be given unrestricted access to the files maintained pursuant to this Condition.
Hardcopy files of all "as-built" drawings and documents are available for review at the Abeinsa EPC Alpha east main site trailer.

COMPLIANCE-6 [ASI + A/T]

The first Monthly Compliance Report is due one month following the Energy Commission business meeting date upon which the project was approved, unless otherwise agreed to by the CPM. The first Monthly Compliance Report shall include the AFC number and an initial list of dates for each of the events identified on the Key Events List found at the end of this section of the Decision.

ABENER TEYMA MOJAVE

13911 Park Avenue, Suite 208
Victorville, CA 92392
Phone: 480-287-1419

The Key Events list has been included with current completed activity dates listed, please see attachment. The 2-month look ahead schedule has been included, please see attachment.

AIR QUALITY PERMIT

Air Quality permit amendment was submitted to MDAQMD on 10/19/2013. MDAQMD approved on 02/24/2014. MDAQMD submitted this approval to the CPM on 02/24/2014, MDAQMD submitted revised ATC to CPM on 03/14/2014. CPM provided revised conditions of certification on 03/21/2014. CPM staff review and public comment period took place on 04/22/2014, CEC approved air quality permit revision. CEC issued revised air quality permits on 04/28/2014.

AQ-12

Specifications for the Ullage Venting System were approved by CPM on 06/10/2014 and MDAQMD on 05/28/2014, please see attachments.

AQ-32

Hour meter for diesel fuel emergency backup generator submitted to CPM and MDAQMD on 05/20/2014.

AQ-43

Hour meter for diesel fuel emergency backup generator for fire pumps submitted to CPM and MDAQMD on 04/20/2014.

AQ-64

Carbon Absorption System monitoring and change-out plan submitted to MDAQMD and CPM on 06/25/2014, please see attachments.

HAZ-1 [ASI and A/T]

The project owner shall not use any hazardous materials not listed in Appendix A (Hazardous Materials Proposed for Use at AMS During Operations), below, or in greater quantities or strengths than those identified by chemical name in Appendix A (Hazardous Materials Proposed for Use at AMS During Operations), below, unless approved in advance by the Compliance Project Manager (CPM). The project owner shall provide to the CPM, in the Annual Compliance Report, a list of hazardous materials contained at the facility. A revised chemical list is included, please see attachment. HTF, diesel fuel and gasoline and the other listed chemicals were delivered during the month. The HTF, Beck Oil, and other chemical spreadsheets for June 2014 are included, as well as this month's Beck Oil delivery tickets, please see attachments.

ABENER TEYMA MOJAVE

13911 Park Avenue, Suite 208
Victorville, CA 92392
Phone: 480-287-1419

HAZ-2 [ASI and A/T]

At least 60 days prior to receiving any hazardous material on the site for commissioning or operations, the project owner shall provide a copy of a final Hazardous Materials Business Plan (HMBP), Spill Prevention, Control, and Countermeasure (SPCC) Plan, and a Process Safety Management (PSM) Plan to the CPM for approval.
The HMBP was submitted to the CPM and San Bernardino Fire Department on 07/23/2013. The CPM and SBCFD Haz Mat Division approved the HMBP on 08/01/2013 and 10/09/2013 respectively. The SPCC and PSM plans were submitted to the CPM on 10/29/2013, and SBCFD Haz Mat Division on 11/01/2013. The plans were approved by SBC Haz Mat Division as they stated that their only requirement is to have a copy of the SPCC on file at the site should a representative visit. The SPCC was approved by CPM on 11/25/2013. The PSM plan was returned with comments on 12/09/2013. Revised PSM plan, PHA, LOPA and O&M Manuals were resubmitted to the CPM on 01/29/2014, CEC approved on 02/10/2014. The HTF End Loop Testing procedure was submitted to the CPM on 01/17/2014, CPM approved on 01/27/2014. SBCFD provided comments to the SPCC on 02/13/2014. Comments were addressed and submitted to CPM on 02/28/2014, please see attachment. CPM comments for the PSM plan were addressed and submitted to CPM on 01/27/2014. CPM approved PSM plan on 02/10/2014, please see attachment. HMBP was resubmitted on 03/26/2014 to include the hydrogen and CO2 for the turbine cooling system, CEC approved on 04/16/2014, please see attachments. Submittal for steam generator chemical pipe cleaning procedure submitted to CPM on 04/23/2014. Location map showing storage locations of chemical pipe cleaning chemicals submitted to CPM on 04/25/2014, please see attachments. Conditional approval of Chemical Pipe Cleaning process approved by CEC on 04/29/2014. SBC permit to place baker tanks in Harper Lake Road right-of-way for the chemical pipe cleaning submitted to SBC on 03/17/2014, SBC approval on 03/20/2014. HAZ-2-04-00, the revised Hazardous Materials Business Plan (HMBP) was submitted to CPM on 05/01/2014, CPM approved 05/02/2014.

WASTE-2 [ASI and A/T]

Project owner shall keep a copy of the identification number on file at the project site and provide documentation of the hazardous waste generation notification and receipt of the number to the CPM after receipt of the number. Waste generator number issued by California EPA on September 28, 2012. CEC reviewed and approved submittal on November 27, 2012. The application for the USEPA hazardous waste generation notification number was submitted on July 9. 2013. EPA approval issued on 10/02/2013.

ABENER TEYMA MOJAVE

13911 Park Avenue, Suite 208
Victorville, CA 92392
Phone: 480-287-1419

WASTE-10 [ASI and A/T]

The project owner shall document all releases and spills of HTF as described in Condition of Certification WASTE-9 and as required in the Soil & Water Resources section of this Decision. Cleanup and temporary staging of HTF-contaminated soils shall be conducted in accordance with the approved Operation Waste Management Plan required in Condition of Certification of WASTE-6. The project owner shall sample HTF-contaminated soil in accordance with the United States Environmental Protection Agency's (USEPA) current version of "Test Methods for Evaluating Solid Waste" (SW-846). Samples shall be analyzed in accordance with USEPA Method 1625B or other method to be reviewed and approved by DTSC and the CPM.
Within 28 days of an HTF spill the project owner shall provide the results of the analyses and their assessment of whether the HTF-contaminated soil is considered hazardous or non-hazardous to DTSC and the CPM for review and approval. If DTSC and the CPM determine the HTF-contaminated soil is considered hazardous it shall be disposed of in accordance with California Health and Safety Code (HSC) Section 25203 and procedures outlined in the approved Operation Waste Management Plan required in Condition of Certification WASTE-9 and reported to the CPM in accordance with Condition of Certification WASTE-12. If DTSC and the CPM determine the HTF-contaminated soil is considered nonhazardous it shall be retained in the land farm and treated on-site in accordance with the Waste Discharge Requirements contained in the Soil & Water Resources section of this Decision.
The HTF contaminated soil samples have been submitted to a testing lab. Lab results submitted to the CPM on 04/25/2014 and to DTSC on 05/09/2014, please see attachments. CPM approved on 05/22/2014 and DTSC on 05/09/2014. HTF Spill Reports and summary are attached.

WORKER SAFETY-2

At least 30 days prior to the start of commissioning, the project owner shall submit to the SBCFD the final Operations Fire Prevention Plan and Emergency Action for review and the final Project Operations and Maintenance Safety and Health Program to the CPM for approval.
Health & Safety, Fire Prevention and Emergency Response plans for operations submitted to SBCFD and CPM on 02/14/2014, please see attachments. SBCFD issued comments on 02/26/2014, comments addressed and resubmitted to CPM on 02/26/2014. CPM issued comments on 03/03/2014, package resubmitted on 03/05/2014, please see attachment. CPM approved package on 03/10/2014, please see attachment. CPM clarified its approval of this compliance on 03/25/2014.

ABENER TEYMA MOJAVE

13911 Park Avenue, Suite 208
Victorville, CA 92392
Phone: 480-287-1419

SOIL&WATER-1

Provide an analysis on the effectiveness of the drainage, erosion, and sediment control measures and the results of monitoring and maintenance activities.

Please see the attached Construction Site Stormwater Runoff Control Inspection forms. No rain events occurred on site for the month. All site BMP's functioned accordingly and there was no runoff from the site. The contractor reports as of June 30, 2014 that 0 lf (24,730 lf total for project) of straw rolls and 0 lf (16,219 lf total for project) of new swale have been installed for this month, maintenance required for this month included cleaning all waddles running north/south in Alpha East due to sand buildup. The existing fiber rolls and swales continued being monitored, maintained, and replaced as needed. These BMP's were effective in preventing sediment run off from the site. There are three concrete washout stations (1 in Alpha and 2 in Beta). Additionally, the steel rumble strips remain in place at the Alpha east main entrance (north), Alpha east (south) entrance, Alpha west entrance, and on Lockhart Road adjacent to the TAB main entrance. They were effective in preventing dirt and mud from being tracked from the site onto Harper Lake Road and Lockhart Road as well as an effective deterrent against the spreading of noxious weeds. The steel beams are continuously maintained to prevent clogging. Street sweeping of the construction entrances and Harper Lake Road and Lockhart Road is occurring on an as needed basis as a means of good housekeeping; it has improved and will continue to be the main activity to keep the streets free of dirt and mud, especially when high winds and storm events occur. Soil stabilizer wasn't used for this month on traffic areas as daily watering was an effective means for dust control. Project site areas for the month that have been stabilized are 0 acres for Alpha East (279.50 acres total), 0 acres in Alpha West (369 acres total), 0 acres in Beta East (502 acres total), and 0 acres in Beta West (102.50 acres total). No sand build-up was reported in the retention basins between collectors. Trash collection was taken care of daily, as AEPC has 12 full time workers dedicated to trash duty. Due to the increase in on site contractors trash has escalated and became a major concern. Notification to the subcontractors to clean up their own trash, especially any accumulating in the trenches, pipes and power block areas has reduced the problem. Sand removal along tortoise fences was done daily. Since the new crews have been on site and new trash policies have been followed, the site trash issues have improved but concern of trash buildup in the ACEC remains a concern. Trash crews are waiting to schedule a time to go into the ACEC to access the hard to reach areas and clean the trash. The DB will be notified prior to this task so they can clear the area. Please see attachments, which include the weekly Construction Site Stormwater Runoff Control Inspection forms signed by the project QSP and the Bureau Veritas site inspector.

SOIL&WATER-2

The project owner shall comply with the Waste Discharge Requirements (WDRs) established in Soil and Water Resources Appendices C, D, and E for the construction and operation of the surface impoundments (evaporation ponds), land treatment units, and storm water management system. These requirements relate to discharges, or potential discharges, of waste that could affect the quality of waters of the state, and were developed in consultation with staff of the State Water Resources Control Board and/or the applicable

13911 Park Avenue, Suite 208
Victorville, CA 92392
Phone: 480-287-1419

California Regional Water Quality Control Board (hereafter "Water Boards"). It is the Commission's intent that these requirements be enforceable by both the Commission and the Water Boards. In furtherance of that objective, the Commission hereby delegates the enforcement of these requirements, and associated monitoring, inspection and annual fee collection authority, to the Water Boards. Accordingly, the Commission and the Water Board shall confer with each other and coordinate, as needed, in the enforcement of the requirements. The project owner shall pay the annual waste discharge permit fee associated with this facility to the Water Boards. In addition, the Water Boards may "prescribe" these requirements as waste discharge requirements pursuant to Water Code Section 13263 solely for the purposes of enforcement, monitoring, inspection, and the assessment of annual fees, consistent with Public Resources Code Section 25531, subdivision (c). No later than sixty (60) days prior to any wastewater or storm water discharge or use of land treatment units, the AMS project shall provide documentation to the CPM, with copies to the Lahontan RWQCB, demonstrating compliance with the WDRs established in Appendices C, D, and E. Any changes to the design, construction, or operation of the ponds, treatment units, or storm water system shall be requested in writing to the CPM, with copies to the Lahontan RWQCB, and approved by the CPM, in consultation with the Lahontan RWQCB, prior to initiation of any changes. The AMS project shall provide to the CPM, with copies to the Lahontan RWQCB, all monitoring reports required by the WDRs, and fully explain any violations, exceedances, enforcement actions, or corrective actions related to construction or operation of the ponds, treatment units, or storm water system. SWAT2-01-00, construction plans for the Evaporation ponds and LTU's were submitted to the CEC, Lahontan and CBO on June 6, 2013 and approved by all agencies on June 11, 2013. SWAT2-02-00, a modification to the LTU plans was submitted to the CEC and Lahontan on August 5, 2013, and an approval was issued on August 8, 2013. SWAT2-04-00 for a change in verification was requested by the CEC but AEPC suggested that any change will be covered by the closure compliances, COMPLIANCE-12, -13 and -14. The CEC responded on September 12, 2013 that they were in agreement. SWAT2-03-00, for the monitoring well system was submitted to the CEC and Lahontan the week of 10/28. Abeinsa EPC engineering staff is still coordinating with the CEC and Lahontan on the final design. Abeinsa EPC submitted a well plan for CEC review on 11/27/2013. CEC provided comments to the well plan on 12/17/2013. Revised well plan submitted to the CEC on 12/23/2013, CPM approved on 01/14/2014. **DMP submitted to CEC on 06/03/2014, please see attachment. CEC provided comments, DMP resubmitted on 06/30/2014, please see attachment. SWAT-2-08-02 request to use Cooling Tower and pipe cleaning water for dust control submitted and approved on 06/17/2014, please see attachment.**

SOIL&WATER-4

Well abandonment status for remaining abandonments submitted to CPM on 09.06.12, As of 09.06.12, the CEC has approved all well abandonments with the exception of wells 11 and 14 (stuck pump wells). They require a wildlife survey in the area of the two wells to ensure that their habitats won't be disrupted with the use of explosives for the stuck pump wells. As of 10.13.2012, the well contractor was able to remove the pump from Well #11 by conventional means. However, Well #2 has now been determined as having a stuck pump and needing explosives to remove. The abandonment package was revised and resubmitted to the CEC on 10.22.2012. CEC has approved the use of explosives on Wells #2 and #14 as of October 31, 2012. As of March 5, 2013, the remaining wells to be abandoned are: Ryken and Wetlands. Wells #2 and #14 (by explosives) and 8, 10, 19, were

13911 Park Avenue, Suite 208
Victorville, CA 92392
Phone: 480-287-1419

abandoned during January 2013 but their well completion reports were finalized this month, please see attachments. Ryken and Wetlands wells were approved to be abandoned by SBC on May 7, 2013. Final abandonment was completed on May 17, 2013 and well completion reports were submitted to the CEC for approval. ASI and Abeinsa EPC have agreed on a new location of the Beta #4. An exhibit indicating final production well locations (including Beta #4) was provided to CPM on 11/27/2013. CPM responded asking for the well design by well contractor that will show a sealed upper layer which prevents any infiltration of the perched layer into the lower aquifer. Well contractor submitted a permit to SBC on 12/07/2013 but decision was made to go with a different contractor. New contractor submitted a permit for the Beta #4 well on 01/14/2014, SBC approved on 01/31/2014 based on the condition that Beta #1 be retrofitted as a monitoring well and the Beta #2 conductor casing be destroyed. The CPM further approved the use of Beta #1 for construction water while Beta #3 construction was completed. CPM approved the Beta #4 permit on 02/04/2014. A request to extend the discharge permit for well test water to the BLM marsh was submitted to CPM on 02/10/2014, CPM approved on 02/12/2014. Beta #4 well completion report submitted to CPM on 05/22/2014. **Water line between Beta #3 and Beta #4 still ongoing.**

SOIL&WATER-5

Beginning six (6) months after the start of construction, the project owner shall prepare a semi-annual summary report of the amount of water used for construction purposes. The summary shall include the monthly range and monthly average of daily water usage in gallons per day.

For June 2014, 1,227,900 gallons were pumped from Beta #3, 1,194,000 gallons from Alpha #2, and 1,251,000 gallons from Alpha #1. Of this total, 184,000 gallons was used by SBC for maintenance of Harper Lake Road. The running total of water usage for construction/testing purposes from January 1, 2014 to June 30, 2014 is 23,174,151 gallons. To date, there have been 139 working days for 2014 which equates to 166,721 gal/day. This equates to 3,862,359 gal/month, please see attachments.

SOIL&WATER-6

The project owner shall do all of the following:

1. At least sixty (60) days prior to project construction, the project owner shall submit to the CPM, for review and approval, a comprehensive plan (Groundwater Level Monitoring and Reporting Plan) presenting all the data and information required in Item A above. The project owner shall submit to the both the CPM all calculations and assumptions made in development of the plan.
2. During project construction, the project owner shall submit to the CPM quarterly reports presenting all the data and information required in Item B above. The project owner shall submit to the CPM all calculations and assumptions made in development of the report data and interpretations.
3. No later than sixty (60) days after commencing project operation, the project owner shall provide to the CPM, for review and approval, documentation showing that any mitigation to private well owners during project construction was satisfied, based on the requirements of the property owner as determined by the CPM.
4. During project operation, the project owner shall submit to CPM, applicable

13911 Park Avenue, Suite 208
Victorville, CA 92392
Phone: 480-287-1419

quarterly, semi-annual, and annual reports presenting all the data and information required in Item C above. The project owner shall submit to the CPM all calculations and assumptions made in development of report data and interpretations, calculations, and assumptions used in development of any reports.
5. The project owner shall provide mitigation as described in Item D above, if the CPM's inspection of the monitoring information confirms project-induced changes to water levels and water level trends relative to measured preproject water levels, and well yield has been lowered by project pumping. The type and extent of mitigation shall be determined by the amount of water level decline and site-specific well construction and water use characteristics. The mitigation of impacts will be determined as set forth in Item D above.
6. No later than 30 days after CPM approval of the well drawdown analysis, the project owner shall submit to the CPM for review and approval all documentation and calculations describing necessary compensation for energy costs associated with additional lift requirements.
7. The project owner shall submit to the CPM all calculations, along with any letters signed by the well owners indicating agreement with the calculations, and the name and phone numbers of those well owners that do not agree with the calculations.
8. If mitigation includes monetary compensation, the project owner shall provide documentation to the CPM that compensation payments have been made by March 31 of each year of project operation or, if a lump-sum payment is made, payment shall be made by March 31 of the following year. Within 30 days after compensation is paid, the project owner shall submit to the CPM a compliance report describing compensation for increased energy costs necessary to comply with the provisions of this condition.
9. After the first 5-year operational and monitoring period, and every subsequent 5-year period, the project owner shall submit a 5-year monitoring report to the CPM for review and approval. This report shall contain all monitoring data collected and provide a summary of the findings and a recommendation about whether the frequency of water level measurements should be revised or eliminated.
10. During the life of the project, the project owner shall provide to the CPM all monitoring reports, complaints, studies, and other relevant data within 10 days of being received by the project owner.

Fourth quarter water quality report submitted to CPM on 03/28/2014 CPM provided comments, report resubmitted on 04/25/2014.

SOIL&WATER-9

Prior to the start of construction of the sanitary waste system, the project owner shall submit to the County of San Bernardino for review and comment, and to the CPM for review and approval, plans for the construction and operation of the project's proposed sanitary waste septic system and leach field. These plans shall comply with the requirements set forth in County of San Bernardino Code Title 3, Division 3, Chapter 8 Waste Management, Article 5, Liquid Waste Disposal and Title 6, Division 3, Chapter 3, and the Uniform Plumbing Code. Project construction shall not proceed until the CPM has approved the plans. The project owner shall remain in compliance with the San Bernardino County code requirements for the life of the project.

ABENER TEYMA MOJAVE

13911 Park Avenue, Suite 208
Victorville, CA 92392
Phone: 480-287-1419

The septic plans were submitted to CEC on 04/03/2012 for review and approval. CEC approved on 04/23/2012. Plans were resubmitted to SBC on 12/16/2013 to include the addition of the sanitary lift station, comments received regarding the addition and reason for the sanitary lift station, package resubmitted to SBC on 02/19/2014, SBC approved on 02/20/2014. Plans were submitted to CPM on 02/28/2014, CPM approved on 04/23/2014.

SOIL&WATER-10

The project owner shall obtain a permit to operate a nontransient, non-community water system with the County of San Bernardino at least sixty (60) days prior to commencement of construction at the site. The project owner shall supply updates annually for all monitoring requirements and submittals to County of San Bernardino related to the permit, and proof of annual renewal of the operating permit. To date, potable water system is not installed, thus no monitoring requirements are in effect.
Alpha #1 well permit issued by San Bernardino County on 01/10/2012.
Alpha #2 well permit issued by San Bernardino County on 01/10/2012.
Beta #3 well permit issued by San Bernardino County on 06/04/2012.
Non-transient, non-community water system submitted to SBC on 05/05/2014.

GEN-2

Provide schedule updates in the monthly compliance report.
All engineering disciplines have submitted updated master drawing/spec lists. In addition, the latest construction schedule has been provided. Please see attached copies.

CIVIL-1

At least 15 days (or project owner and CBO approved alternative time frame) prior to the start of site grading the project owner shall submit the documents described above to the CBO for design review and approval. In the next monthly compliance report following the CBO's approval, the project owner shall submit a written statement certifying that the documents have been approved by the CBO.

STRUC-1

Submit to the CPM, in the next monthly compliance report, a copy of a statement from the CBO that the proposed structural plans, specifications, and calculations have been approved and comply with the requirements set forth in applicable engineering LORS.

Struc-1-11.00: Control and Administration Building plans submitted to CBO on 03/21/2014, CBO approval on 06/18/2014, please see attachment.

ABENER TEYMA MOJAVE

13911 Park Avenue, Suite 208
Victorville, CA 92392
Phone: 480-287-1419

MECH-1

Send the CPM a copy of the transmittal letter.

ECN-1

Send the CPM a copy of the transmittal letter in the next monthly compliance report.

ELEC-1

Send the CPM a copy of the transmittal letter in the next monthly compliance report.

Elec-1-23.00x1: Solar Field Corner and Building Grounding Installation submitted to CBO on 03/30/2014, CBO approved on 06/10/2014, please see attachment.
Elec-1-42.10: Alpha & Beta Temporary Power for DC System submitted to CBO on 05/23/2014, CBO approved on 06/06/2014, please see attachment.
Elec-1-42.11: Alpha & Beta Temporary Power for Water Treatment plant LCC submitted to CBO on 06/09/2014, CBO approved on 06/23/2014, please see attachment.
Elec-1-46.01: Alpha & Beta Electrical plans and calculations for the Water Treatment Building #11 Group 2 submitted to CBO on 04/04/2014, CBO approved on 06/04/2014, please see attachment.
Elec-1-46.02: Alpha & Beta Electrical plans for the Water Treatment Multi Media Filters submitted to CBO on 04/07/2014, CBO approved on 06/04/2014, please see attachment.
Elec-1-53.00: Alpha & Beta HV and MV Protection Single Line Diagrams submitted to CBO on 06/11/2014, CBO approval on 06/18/2014, please see attachment.

TRANS-5 [A/T]

The project owner shall not allow hazardous materials deliveries during non-daylight periods (during both construction and operation) to enhance safety at the rail crossing. A record of hazardous materials deliveries shall be provided to the CPM as required in HAZ-3.
Please see attached Beck Oil delivery lists and HTF delivery list.

TSE-1

Provide schedule updates in the MCR.
Please see attached Electrical Master List.

TSE-4

ABENER TEYMA MOJAVE

13911 Park Avenue, Suite 208
Victorville, CA 92392
Phone: 480-287-1419

At least 30 days (or a lesser number of days mutually agreed to by the project owner and the CBO) prior to the start of each increment of construction, the project owner shall submit to the CBO for review and approval the final design plans, specifications and calculations for equipment and systems of the power plant switchyard, outlet line and termination, including a copy of the signed and stamped statement from the responsible electrical engineer attesting to compliance with the applicable LORS, and send the CPM a copy of the transmittal letter in the next Monthly Compliance Report. The following activities shall be reported in the Monthly Compliance Report:
A. Receipt or delay of major electrical equipment;
Please see attached list of receipt of major electrical equipment.
B. Testing or energization of major electrical equipment;
Please see attachments for electrical tests to date.
C. The number of electrical drawings approved, submitted for approval, and still to be submitted.
Please see attached Electrical Master List.

TSE-5

At least 60 days prior to the start of construction of transmission facilities (or a lesser number of days mutually agreed to by the project owner and CBO), the project owner shall submit to the CBO for approval:

A. Design drawings, specifications and calculations conforming with CPUC General Order 95 or NESC, Title 8, Articles 35, 36 and 37 of the "High Voltage Electric Safety Orders", NEC, applicable interconnection standards and related industry standards, for the poles/towers, foundations, anchor bolts, conductors, grounding systems and major switchyard equipment.

B. For each element of the transmission facilities identified above, the submittal package to the CBO shall contain the design criteria, a discussion of the calculation method(s), a sample calculation based on "worst case conditions"7 and a statement signed and sealed by the registered engineer in responsible charge, or other acceptable alternative verification, that the transmission element(s) will conform with CPUC General Order 95 or NESC, Title 8, California Code of Regulations, Articles 35, 36 and 37 of the, "High Voltage Electric Safety Orders", NEC, applicable interconnection standards, and related industry standards.

C. Electrical one-line diagrams signed and sealed by the registered professional electrical engineer in responsible charge, a route map, and an engineering description of equipment and the configurations covered by requirements TSE-5 a) through f) above. 7 Worst case conditions for the foundations would include for instance, a dead-end or angle pole.

D. The Special Protection System (SPS) sequencing and timing if applicable shall be provided concurrently to the CPM.

E. A letter stating the mitigation measures or projects selected by the transmission owners for each reliability criteria violation are acceptable,
F. An Operational study report based on the expected or current COD from the California ISO and/or SCE, and
G. A copy of the executed LGIA signed by the California ISO and the project owner.

ABENER TEYMA MOJAVE

13911 Park Avenue, Suite 208
Victorville, CA 92392
Phone: 480-287-1419

Submittal of project LGIA sent to CPM on 11/08/2013, CPM approved on 12/02/2013.

TLSN-5

The project owner shall ensure that all permanent metallic objects within the right-of-way of the project-related lines are grounded according to industry standards regardless of ownership.
At least 30 days before the lines are energized, the project owner shall transmit to the CPM a letter confirming compliance with this Condition.
Confirmation letter sent to the CPM on 11/06/2013, CPM approved on 11/07/2013.

VIS-1

Revised Surface Treatment Package was submitted to CPM on 04/14/2014. CPM approved plans on 05/16/2014.

VIS-3

Permanent Lighting plans. Package was submitted to CPM on 05/05/2014. CPM approved plans on 05/05/2014.

Should you have any questions or need any additional information, please do not hesitate to contact me.

Sincerely,



Steven Pochmara
ABEINSA EPC
13911 Park Avenue, Suite 208
Victorville, CA 92392
Cell: (480) 287-1419

KEY EVENTS LIST

PROJECT: MOJAVE SOLAR PROJECT

DOCKET #: 09-AFC-5

COMPLIANCE PROJECT MANAGER: DALE RUNDQUIST

EVENT DESCRIPTION	DATE
Certification Date	09/2010
Obtain Site Control	
Online Date	
POWER PLANT SITE ACTIVITIES	
Start Site Mobilization	08/2011
Start Ground Disturbance	08/2011
Start Grading	08/2011
Start Construction	08/2011
Begin Pouring Major Foundation Concrete	09/2011
Begin Installation of Major Equipment	07/2012
Completion of Installation of Major Equipment	
First Combustion of Gas Turbine	N/A
Obtain Building Occupation Permit	
Start Commercial Operation	
Complete All Construction	
TRANSMISSION LINE ACTIVITIES	
Start T/L Construction	11/2012
Synchronization with Grid and Interconnection	05/2014
Complete T/L Construction	02/2013
FUEL SUPPLY LINE ACTIVITIES	
Start Gas Pipeline Construction and Interconnection	N/A
Complete Gas Pipeline Construction	N/A
WATER SUPPLY LINE ACTIVITIES	
Start Water Supply Line Construction	01/2013
Complete Water Supply Line Construction	

Chris Anderson
05/28/2014 01:32 PM

Send To	"vernon.leeming@abeinsaepc.abengoa.com" <vernon.leeming@abeinsaepc.abengoa.com>
cc	"Rundquist, Dale@Energy" <Dale.Rundquist@energy.ca.gov>, "frances.sanchez@solar.abengoa.com" <frances.sanchez@solar.abengoa.com>, "Frederick.Redell@solar.abengoa.com" <Frederick.Redell@solar.abengoa.com>, "holmes.bassette@solar.abengoa.com"
bcc	
Subject	RE: AQ-12-01-00 MDAQMD

Received- thank you.

From: vernon.leeming@abeinsaepc.abengoa.com [mailto:vernon.leeming@abeinsaepc.abengoa.com]
Sent: Wednesday, May 28, 2014 1:22 PM
To: Chris Anderson
Cc: Rundquist, Dale@Energy; frances.sanchez@solar.abengoa.com; Frederick.Redell@solar.abengoa.com; holmes.bassette@solar.abengoa.com; Kathleen.Sullivan@solar.abengoa.com; nicholas.potrovitza@solar.abengoa.com; Steven.Pochmara@abeinsaepc.abengoa.com; william.grisolia@solar.abengoa.com
Subject: AQ-12-01-00 MDAQMD

Dear Mr. Anderson:

In compliance with AQ-12 we are submitting the Specifications for the ullage/expansion vent system of the Mojave Solar Project for your review.

Regards

Vernon Leeming -
Civil Engineering E.I.T.
Permitting

ABEINSA EPC
13911 Park Avenue, Suite 208 Victorville, California 92392
Cell: 661-754-6542 (BB)
vernon.leeming@abeinsaepc.abengoa.com
Eco-Tip: Printing e-mails is usually a waste.

**********Internet Email Confidentiality Footer**********

This email and any files transmitted with it are confidential and intended solely for the use of the organization or individual to whom they are addressed. It is expressly forbidden to retransmit or copy email and/or this attached files without our permission. If you are not the addressee indicated in this message (or responsible for delivery of the message to such person), you may not copy or deliver this message to anyone. In such

case, you should destroy this message and kindly notify the sender by reply email. Please advise immediately if you or your employer does not consent to Internet email for messages of this kind. Opinions, conclusions and other information in this message that do not relate to the official business of my firm shall be understood as neither given nor endorsed by it.

****** Confidencialidad de Correo electr?nico de Internet ******

Este correo electr?nico y cualquier archivo transmitido con el, es confidencial y destinado exclusivamente para el empleo de la organizaci?n o el individuo a quien esta dirigido. Esta expresamente prohibido su reenvio o copia del correo electr?nico y/o de los archivos anexados sin permiso del remitente. El contenido esta protegido seg?n la regulaci?n sobre la Protecci?n de Datos e Informaci?n Personal. Si usted no es el destinatario indicado en este mensaje (o responsable de la entrega del mensaje a tal persona), no puede copiar, reenviar o entregar este mensaje. En tal caso, usted debe destruir este mensaje y notificar al remitente por el correo electr?nico de respuesta. Puede notificar igualmente si no desea recibir correos electr?nicos de esta clase. Las opiniones, conclusiones y otra informaci?n en este mensaje que no se relaciona con la actividad de la compa??a ni ser?n entendidas como autorizadas por ?sta.

"Rundquist, Dale@Energy"
06/10/2014 01:51 PM

Send To	"vernon.leeming@abeinsaepc.abengoa.com" <vernon.leeming@abeinsaepc.abengoa.com>
cc	"frances.sanchez@solar.abengoa.com" <frances.sanchez@solar.abengoa.com>, "Frederick.Redell@solar.abengoa.com" <Frederick.Redell@solar.abengoa.com>, "Kathleen.Sullivan@solar.abengoa.com" <Kathleen.Sullivan@solar.abengoa.com>,
bcc	
Subject	RE: AQ-12-01-00 CEC

Hi Vernon,
The Submittal for AQ-12-01-00 (Specifications for the Ullage/Expansion Vent System) has been reviewed and approved by staff.
Thank you,
Dale R.

From: vernon.leeming@abeinsaepc.abengoa.com [mailto:vernon.leeming@abeinsaepc.abengoa.com]
Sent: Wednesday, May 28, 2014 1:22 PM
To: Rundquist, Dale@Energy
Cc: frances.sanchez@solar.abengoa.com; Frederick.Redell@solar.abengoa.com; holmes.bassette@solar.abengoa.com; Kathleen.Sullivan@solar.abengoa.com; nicholas.potrovitza@solar.abengoa.com; Steven.Pochmara@abeinsaepc.abengoa.com; william.grisolia@solar.abengoa.com
Subject: AQ-12-01-00 CEC

Dear Mr. Rundquist,

In compliance with AQ-12 we are submitting the Specifications for the ullage/expansion vent system of the Mojave Solar Project for your review.

Regards

Vernon Leeming -
Civil Engineering E.I.T.
Permitting

ABEINSA EPC
13911 Park Avenue, Suite 208 Victorville, California 92392
Cell: 661-754-6542 (BB)
vernon.leeming@abeinsaepc.abengoa.com
Eco-Tip: Printing e-mails is usually a waste.

**********Internet Email Confidentiality Footer**********

This email and any files transmitted with it are confidential and intended solely for the use of the organization or individual to whom they are addressed. It is expressly forbidden to retransmit or copy email and/or this attached files without our permission. If you are not the addressee indicated in this message (or responsible for delivery of the message to such person), you may not copy or deliver this message to anyone. In such case, you should destroy this message and kindly notify the sender by reply email. Please advise immediately if you or your employer does not consent to Internet email for messages of this kind. Opinions, conclusions and other information in this message that do not relate to the official business of my firm shall be understood as neither given nor endorsed by it.

****** Confidencialidad de Correo electr?nico de Internet ******

Este correo electr?nico y cualquier archivo transmitido con el, es confidencial y destinado exclusivamente para el empleo de la organizaci?n o el individuo a quien esta dirigido. Esta expresamente prohibido su reenvio o copia del correo electr?nico y/o de los archivos anexados sin permiso del remitente. El contenido esta protegido seg?n la regulaci?n sobre la Protecci?n de Datos e Informaci?n Personal. Si usted no es el destinatario indicado en este mensaje (o responsable de la entrega del mensaje a tal persona), no puede copiar, reenviar o entregar este mensaje. En tal caso, usted debe destruir este mensaje y notificar al remitente por el correo electr?nico de respuesta. Puede notificar igualmente si no desea recibir correos electr?nicos de esta clase. Las opiniones, conclusiones y otra informaci?n en este mensaje que no se relaciona con la actividad de la compa??a ni ser?n entendidas como autorizadas por ?sta.

ABEINSA EPC

Vernon Leeming
06/25/2014 01:08 PM

Send To	Chris Anderson <canderson@mdaqmd.ca.gov>
cc	"Rundquist, Dale@Energy" <Dale.Rundquist@energy.ca.gov>, Frances Sanchez/Solar/Abengoa@ABENGOA, "Frederick.Redell@solar.abengoa.com" <Frederick.Redell@solar.abengoa.com> "Kathleen.Sullivan@solar.abengoa.com" <Kathleen.Sullivan@solar.abengoa.com>,
bcc	
Subject	AQ-64-00-00 MDQMD

Dear Mr. Anderson,

In compliance with AQ-64 we are submitting the monitoring and change out Plan for the carbon adsorption system of the Mojave Solar Project for your approval .

Regards

Vernon Leeming -
Civil Engineering E.I.T.
Permitting

ABEINSA EPC

13911 Park Avenue, Suite 208 Victorville, California 92392

Cell: 661-754-6542 (BB)

vernon.leeming@abeinsaepc.abengoa.com

Eco-Tip: Printing e-mails is usually a waste.

AQ-64-00-00 MDQMD.pdf

ABEINSA EPC

Vernon Leeming
06/25/2014 01:08 PM

Send To	"Rundquist, Dale@Energy" <Dale.Rundquist@energy.ca.gov>
cc	Frances Sanchez/Solar/Abengoa@ABENGOA, "Frederick.Redell@solar.abengoa.com" <Frederick.Redell@solar.abengoa.com>, "Kathleen.Sullivan@solar.abengoa.com" <Kathleen.Sullivan@solar.abengoa.com>, "nicholas.potrovitza@solar.abengoa.com"
bcc	
Subject	AQ-64-00-00 CEC

Dear Mr. Rundquist,

In compliance with AQ-64 we are submitting the monitoring and change out Plan for the carbon adsorption system of the Mojave Solar Project for your approval .

Regards

Vernon Leeming -
Civil Engineering E.I.T.
Permitting

ABEINSA EPC
13911 Park Avenue, Suite 208 Victorville, California 92392
Cell: 661-754-6542 (BB)
vernon.leeming@abeinsaepc.abengoa.com

Eco-Tip: Printing e-mails is usually a waste.

AQ-64-00-00 CEC.pdf

ABEINSA EPC

Manjunath Shivalingappa
07/01/2014 05:07 PM

Send To	Steven Pochmara/AbeinsaEPC/Abengoa@Abengoa, Vernon Leeming/AbeinsaEPC/Abengoa@Abengoa
cc	Efrain Perez/AbeinsaEPC/Abengoa@Abengoa
bcc	
Subject	Re: June 2014 MCR

History: This memo has been replied

Steve,

Please find the required information below. I am working on the Haz. material list for the HMBP and will forward you the information as soon as possible.

Thanks!

Fuel:
Fuel consumption for the month of June,
Diesel: 10,025 gallons
Gasoline: 1,015 gallons

HTF:
HTF delivered in June: 2405360 gallons
Total HTF delivered: 11036736 gallons

Nitrogen:
Nitrogen delivered to-Date: 2694123 SCF
No deliveries in June

Chemicals:

Name of Chemical/ Hazardous Material	Storage Type (Drum, Tank, Bin/Tote, etc)	Total Quantity (gal, lbs, etc)	Location where Hazardous Materials are Stored

WTP chemicals			
Caustic Soda 50%	Delivered by truck	500 gal	West side of the WTP
Sodium Bisulfite 50%	Delivered by truck	500 gal	West side of the WTP
Sodium Hypoclorite 12.5%	Delivered by truck	2500 gal	West side of the WTP
Sulfuric Acid 50%	Delivered by truck	500 gal	West side of the WTP
Antiscalant V4000	Delivered by truck	*waiting for information	West side of the WTP
Cooling tower – GE chemicals			
MSI410		10 gal	East Raw Water tank 402 Alpha
Kalraid 1172		15 gal	East Raw Water tank 402 Alpha
Sodium Hypoclorite		55 gal	East Raw Water tank 402 Alpha
Metasodium Bisulfite		55 gal	East Raw Water tank 402 Alpha

Regards,

Manjunath Shivalingappa - Environmental Engineer

ABEINSA EPC
Abener Teyma Mojave General Partnership
42134 Harper Lake road
Hinkley, CA 92347
Phone: (602) 282- 4103 Cell: (480) 768- 7793
manjunath.shivalingappa@abeinsaepc.abengoa.com

Eco-Tip: Printing e-mails is usually a waste.

Steven Pochmara Thanks Manju, I also need the updated haz mat management list (App... 07/01/2014 11:24:08 AM

ABEINSA EPC

Steven Pochmara
07/01/2014 11:24 AM

Send To: Manjunath Shivalingappa/AbeinsaEPC/Abengoa@Abengoa
cc:
Subject: Re: June 2014 MCR

Thanks Manju,

I also need the updated haz mat management list (Appenix A), the HTF, N2 and any other chemical deliveries for June, and the amounts of diesel and gas for June, like you did for last month.

Regards,

Steven Pochmara - Permit Manager

ABENGOA EPC
13911 Park Avenue, Suite 208
Victorville, CA 92392
Cell: +14802871419
Steven.Pochmara@teyma.abengoa.com
www.teyma.com


Eco-Tip: Printing e-mails is usually a waste.

Manjunath Shivalingappa	Attached, spill reports	07/01/2014 11:16:29 AM
Steven Pochmara	Good Morning Team, Just a reminder that I need your information so I...	06/30/2014 10:44:14 AM

Item #	Name of Hazardous Material or Waste	Maximum Quantity	Size of Largest Container	Unit of Measure
1	Diesel Fuel	9700	4000	gallon
2	Gasoline	2000	2000	gallon
3	Hydraulic Oil	5280	330	gallon
4	Paints/Solvents	550	55	gallon
5	Motor Oil	110	55	gallon
6	Propane Fuel	300	50	gallon
7	Acetylene Gas – (Welding)	3600	300	Cu ft
8	Oxygen Gas – (Welding)	3500	282	Cu ft
9	Aqueous Ammonia – 12.5%	660	330	gallon
10	Argon Gas	8064	336	Cu ft
11	Carbon Dioxide Gas	6272	196	Cu ft
12	Hydrogen Gas	3196	196	Cu ft
13	Nitrogen	26000	13000	gallon
14	Liquid Carbon Dioxide	26000	13000	gallon tank
15	Galvanizing Compound	15	5	gallon
16	Silicon	36.7	3.67	Liters
17	Acetone	5	1	gallon
18	MSI410	10	10	gallon
19	Kalraid 1172	15	15	gallon
20	Sodium Hypochlorite – 12.5%	5280	2640	gallon
21	Metasodium Bisulfite	55	55	gallon
22	Carbohydrazide	1200	300	gallon
23	Tri-Sodium Phosphate Solution	250	200	gallon
24	Phosphoric Acid – 60 – 70%	660	330	gallon
25	Sodium Bisulfite – 38%	660	330	gallon
26	Magnesium Sulfate – 27%	15320	7660	gallon silo
27	Slacked Lime	21664	21664	gallon silo
28	Soda Ash - 95% Sodium Carbonate	15320	7660	gallon silo
29	Anionic Flocculant Polymer Powder	660	330	gallon
30	Ferric Chloride – 40%	660	330	gallon
31	Sodium Bisulfite – 35%	660	330	gallon

32	Phosphoric Acid	660	330	gallon
33	Liquid Carbon Dioxide	26000	13000	gallon tank
34	Sodium EDTA	600	100	Lb bags
35	Sulfuric Acid - 98%	660	330	gallon
36	Sodium Hydroxide - 50%	3350	330	gallon
37	Heat Transfer Fluid – Biphenyl	2,300,000	57,000	gallon
38	Ammonium Hydroxide	8840	6900	gallon
39	Citric Acid	9420	6900	gallon
40	Bonderite	240	55	gallon
41	Sodium Nitrite	8200	50	Lb
42	Surfactant NP95	440	55	gallon
43	Caustic Soda 50%	1000	500	gallon
44	Sodium Bisulfite – 50%	1000	500	gallon
45	Sulfuric Acid 50%	1000	500	gallon
46	Antiscalant V4000	1000	500	gallon

BECK OIL, INC
WETHOSE SHEET

CUSTOMER: ABENER / CONSTRUCTION TRUCK #: 133

DATE: 6-30-14 DRIVER: Rhino

(CIRCLE ONE)

PRODUCT: RED DIESEL CLEAR DIESEL REGULAR GAS

		UNIT NUMBER		DESCRIPTION		GALLONS
DIESEL	1	#408	ALPHA	SUB 101		
"	2	#771e723	ALPHA	SUB102		
"	3	#511e	A/W	OFFICE GEN.		
"	4		ALPHA	SOUTH CELL		
"	5	#K249	ALPHA	SWITCHYARD		60
"	6	#100e3822	ALPHA	BLDG #16		40
"	7	#10095e669	ALPHA	"		132
"	8	#[illegible]	ALPHA	10080879		56
"	9	#1205871	ALPHA	H.B. GEN		
"	10	#1208238e	TAB	GUARD SHACK		
"	11	#10155816e2	TAB	SUB 105		
"	12	#100e0992	BETA	SUB 106		
"	13	#1109531	BETA	SUB 107		
"	14	#1112708	BETA	SUB 108		
"	15	#10173927	BETA	SUB109		
"	16	#10058215	BETA	BLDG #10		53
"	17	#1109531e5	BETA	BLDG #10 #1109531		121
"	18	#1182373	BETA	BLDG #10 #1182373		50
"	19	#K272	BETA	SWITCHYARD		176
"	20	#1111.7339	BETA	H.B GEN		
				TOTAL DIESEL GALLONS:		1022
				REGULAR GAS GALLONS:		92

MASTER METER: _____ START: _____ FINISH: _____ TOTAL: _____

BECK OIL INC
16640 D STREET
VICTORVILLE, CA 92395
760) 245-4191

NOTE: BILLING BASED ON MASTER METER

Start 12:00pm
End 1:30 pm

BECK OIL, INC

WETHOSE SHEET

CUSTOMER: ABENER / CONSTRUCTION TRUCK #: _____

DATE: _____ DRIVER: _____

(CIRCLE ONE)

PRODUCT: RED DIESEL CLEAR DIESEL REGULAR GAS

	UNIT NUMBER	DESCRIPTION	GALLONS
DIESEL		BETA SOUTH FUEL CELL	121
87 4		FUEL TRUCK + TRANSFER TANK	92
Red 3		TRANSFER TANK	36
87 4		BETA SOUTH FUEL CELL	
5			
6			
7			
8			
9			
10			
11			
12			
13			
14			
15			
16			
17			
18			
19			
20			

TOTAL DIESEL GALLONS:

REGULAR GAS GALLONS:

MASTER METER: _____ START: _____ FINISH: _____ TOTAL: _____

BECK OIL INC
16640 D STREET
VICTORVILLE, CA 92395
760) 245-4191

NOTE: BILLING BASED ON MASTER METER

JAMIE PAGE 02/03/12

BECK OIL, INC

WETHOSE SHEET

CUSTOMER: ABENER / CONSTRUCTION TRUCK #: 121

DATE: 6-27-14 DRIVER: Harold

(CIRCLE ONE)

PRODUCT: RED DIESEL CLEAR DIESEL REGULAR GAS

	UNIT NUMBER	DESCRIPTION		GALLONS
DIESEL 1	#408	ALPHA	SUB 101	
" 2	#7716723	ALPHA	SUB102	
" 3	#516	A/W	OFFICE GEN.	
" 4		ALPHA	SOUTH CELL	198
" 5	#K249	ALPHA	SWITCHYARD	81
" 6	#10016822	ALPHA	BLDG #16	48
" 7	#10095616 69	ALPHA	"	155
" 8	#10080879	ALPHA	10080879	55
" 9	#12054771	ALPHA	P.B. GEN	
" 10	#10082346	TAB	GUARD SHACK	
" 11	#10155862	TAB	SUB 105	
" 12	#10060992	BETA	SUB 106	
" 13	#1109531	BETA	SUB 107	
" 14	#1112708	BETA	SUB 108	
" 15	#10173927	BETA	SUB109	
" 16	#10058215	BETA	BLDG #16	69
" 17	#1109531	BETA	1109531	99
" 18	#10823973	BETA	BLDG #10	99
" 19	#K272	BETA	SWITCHYARD	
" 20	#10117339	BETA	P.B GEN	

TOTAL DIESEL GALLONS: 972

REGULAR GAS GALLONS: 142

MASTER METER: _____ START: _____ FINISH: _____ TOTAL: _____

BECK OIL INC
16640 D STREET
VICTORVILLE, CA 92395
760) 245-4191

NOTE: BILLING BASED ON MASTER METER

Start 1:00

End 2:30

JAMIE PAGE 02/03/12

BECK OIL, INC

WETHOSE SHEET

CUSTOMER: ABENER / CONSTRUCTION TRUCK #: _____

DATE: _____ DRIVER: _____

(CIRCLE ONE)

PRODUCT: RED DIESEL CLEAR DIESEL REGULAR GAS

	UNIT NUMBER		DESCRIPTION		GALLONS
Diesel		BETA	SOUTH FUEL CELL		168
87 2			FUEL TRUCK & TRANSFER TANK		105
Red 3			TRANSFER TANK		
87 4		BETA	SOUTH FUEL CELL		38
5					
6					
7					
8					
9					
10					
11					
12					
13					
14					
15					
16					
17					
18					
19					
20					
			TOTAL DIESEL GALLONS:		
			REGULAR GAS GALLONS:		

MASTER METER: _____ START: _____ FINISH: _____ TOTAL: _____

BECK OIL INC
16640 D STREET
VICTORVILLE, CA 92395
760) 245-4191

NOTE: BILLING BASED ON MASTER METER

JAMIE PAGE 02/03/12

BECK OIL, INC

WETHOSE SHEET

CUSTOMER: ABENER / CONSTRUCTION TRUCK #: 133

DATE: 6-24-14 DRIVER: Larry

(CIRCLE ONE)

PRODUCT: RED DIESEL CLEAR DIESEL REGULAR GAS

		UNIT NUMBER		DESCRIPTION		GALLONS
DIESEL	1	#408	ALPHA	SUB 101		
"	2	#7716723	ALPHA	SUB102		
"	3	#516	A/W	OFFICE GEN.		
"	4		ALPHA	SOUTH CELL		262
"	5	#K249	ALPHA	SWITCHYARD		115
"	6	#10016 3822	ALPHA	BLDG #16		63
"	7	#10095 1616 9	ALPHA	"		200
"	8	#1182373	ALPHA	"		71
"	9	#12058711	ALPHA	P.B. GEN		
"	10	#13082386	TAB	GUARD SHACK		75
"	11	#10155816 2	TAB	SUB 105		
"	12	#10016 0992	BETA	SUB 106		
"	13	#1109531	BETA	SUB 107		
"	14	#1112708	BETA	SUB 108		
"	15	#10173927	BETA	SUB109		
"	16	#10058215	BETA	BLDG #10		84
"	17	#1009 8316 5	BETA	BLDG #10		
"	18	#10155219	BETA	BLDG #10		
"	19	#K272	BETA	SWITCHYARD		79
"	20	#1011 7339	BETA	P.B GEN		

TOTAL DIESEL GALLONS: 1308

REGULAR GAS GALLONS: ~~180~~ 147

MASTER METER: _____ START: _____ FINISH: _____ TOTAL: _____

BECK OIL INC
16640 D STREET
VICTORVILLE, CA 92395
760) 245-4191

NOTE: BILLING BASED ON MASTER METER

Start 11:00 AM

End 1:30 pm

JAMIE PAGE 02/03/12

BECK OIL, INC

WETHOSE SHEET

CUSTOMER: ABENER / CONSTRUCTION TRUCK #: _____

DATE: _____ DRIVER: _____

(CIRCLE ONE)

PRODUCT: RED DIESEL CLEAR DIESEL REGULAR GAS

	UNIT NUMBER	DESCRIPTION		GALLONS
Diesel		BETA	SOUTH FUEL CELL	
11 4			FUEL TRUCK + TRANSFER TANK	131
87 3			TRANSFER TANK	84
87 4		BETA	SOUTH FUEL CELL	
5				
87 6		Antonio	White Dodge	16
7				
8				
9				
10				
11				
12				
13				
14				
15				
16				
17				
18				
19				
20				
			TOTAL DIESEL GALLONS:	
			REGULAR GAS GALLONS:	

MASTER METER: _____ START: _____ FINISH: _____ TOTAL: _____

BECK OIL INC
16640 D STREET
VICTORVILLE, CA 92395
760) 245-4191

NOTE: BILLING BASED ON MASTER METER

JAMIE PAGE 02/03/12

BECK OIL, INC

WETHOSE SHEET

CUSTOMER: ABENER / CONSTRUCTION TRUCK #: 31

DATE: 10-20-14 DRIVER: Rhino

(CIRCLE ONE)

PRODUCT: RED DIESEL CLEAR DIESEL REGULAR GAS

		UNIT NUMBER		DESCRIPTION		GALLONS
Red	1	K249	Alpha	Switch yard		81
	2	10080879	Alpha	Building 10		77
	3	10095669	〃	〃		150
	4	10063822	〃	〃		47
	5		Alpha	S. Fuel Cell		152
	6	K272	Beta	Switch yard		87
	7	1182373	Beta	Building 10		80
	8	1109531				102
	9	10058215				62
	10		Beta	S. Fuel Cell		276
Red	11		Fuel	Truck Transfer		80
	12					
87	13		Fuel	Trucks & Tranfer		50
87	14	50	Fuel	Cell Beta South		38
	15					
	16					
	17					
	18					
	19					
	20					

TOTAL DIESEL GALLONS: 1194

REGULAR GAS GALLONS: 88

MASTER METER: _____ START: _____ FINISH: _____ TOTAL: _____

BECK OIL INC
16640 D STREET
VICTORVILLE, CA 92395
760) 245-4191

NOTE: BILLING BASED ON MASTER METER

JAMIE PAGE 02/03/12

BECK OIL, INC

WETHOSE SHEET

CUSTOMER: ABENER / CONSTRUCTION TRUCK #: 35

DATE: 6-17-14 DRIVER: LARRY

(CIRCLE ONE)

PRODUCT: RED DIESEL CLEAR DIESEL REGULAR GAS

	UNIT NUMBER	DESCRIPTION		GALLONS
Red 1	10063822	Alpha	Building 10	43
2	10095669			198
3	10080879			75
4		Alpha	Switch yard	199
5		Alpha	South Cell	265
6		TAB	Guard Shack	117
7	10058215	Beta	Building 10	100
8	1109531			52
9	1182373			78
10		Beta	Switch yard	208
11		Beta	South Cell	68
12		Fuel	Truck Transfer	89
87 13		Fuel	Truck & Transfer	115
14		Antonio's	Dodge	16
15		Oscar	Toyota	15
16				
17				
18				
19				
20				

TOTAL DIESEL GALLONS: 1482

REGULAR GAS GALLONS: 146

MASTER METER: _____ START: _____ FINISH: _____ TOTAL: _____

BECK OIL INC
16640 D STREET
VICTORVILLE, CA 92395
760) 245-4191

NOTE: BILLING BASED ON MASTER METER

Start 9:00 AM

End 11:00 AM

JAMIE PAGE 02/03/12

BECK OIL, INC

WETHOSE SHEET

CUSTOMER: ABENER / CONSTRUCTION TRUCK #: 35

DATE: 6-13-14 DRIVER: Larry

(CIRCLE ONE)

PRODUCT: RED DIESEL CLEAR DIESEL REGULAR GAS

	UNIT NUMBER		DESCRIPTION		GALLONS
Red 1	10080879		Alpha Building 10		55
2			Beta 5 Cell		30
3			F/T Transfers	Red	41
87 4			F/T AND Transfer	87	29
5					
6					
7					
8					
9					
10					
11					
12					
13					
14					
15					
16					
17					
18					
19					
20					

TOTAL DIESEL GALLONS: 126

REGULAR GAS GALLONS: 29

MASTER METER: _____ START: _____ FINISH: _____ TOTAL: _____

BECK OIL INC
16640 D STREET
VICTORVILLE, CA 92395
760) 245-4191

NOTE: BILLING BASED ON MASTER METER

Start: 9:00 AM
End: 10:00 AM.

JAMIE PAGE 02/03/12

BECK OIL, INC

WETHOSE SHEET

CUSTOMER: ABENER / CONSTRUCTION TRUCK #: 31

DATE: 6-10-14 DRIVER: Scott

(CIRCLE ONE)

PRODUCT: RED DIESEL CLEAR DIESEL REGULAR GAS

		UNIT NUMBER		DESCRIPTION		GALLONS
DIESEL	1	#408	ALPHA	SUB 101		
"	2	# 7716723	ALPHA	SUB102		
"	3	#5116	A/W	OFFICE GEN.		
"	4		ALPHA	SOUTH CELL		115
"	5	#K249	ALPHA	SWITCHYARD		114
"	6	#10063822	ALPHA	BLDG #16		45
"	7	#10095616619	ALPHA	"		221
"	8	~~#H62373~~	ALPHA	100B0879		
"	9	#1205871	ALPHA	P.B. GEN		610
"	10	#10082386	TAB	GUARD SHACK		
"	11	#10155816 2	TAB	SUB 105		
"	12	#100160992	BETA	SUB 106		
"	13	#1109531	BETA	SUB 107		
"	14	#1112708	BETA	SUB 108		
"	15	#10173927	BETA	SUB109		
"	16	#10058215	BETA	BLDG #16		90
"	17	#1009 83165	BETA	BLDG #10		123
"	18	#1082373	BETA	BLDG #10		15
"	19	#K272	BETA	SWITCHYARD		202
"	20	#10117339	BETA	P.B GEN		309
				TOTAL DIESEL GALLONS:		2034
				REGULAR GAS GALLONS:		167

MASTER METER: _____ START: _____ FINISH: _____ TOTAL: _____

BECK OIL INC
16640 D STREET
VICTORVILLE, CA 92395
760) 245-4191

NOTE: BILLING BASED ON MASTER METER

Start 9:30 AM

Finished 12:00

JAMIE PAGE 02/03/12

BECK OIL, INC

WETHOSE SHEET

CUSTOMER: ABENER / CONSTRUCTION TRUCK #: _____

DATE: _____ DRIVER: _____

(CIRCLE ONE)

PRODUCT: RED DIESEL CLEAR DIESEL REGULAR GAS

	UNIT NUMBER		DESCRIPTION		GALLONS
DIESEL		BETA	SOUTH FUEL CELL		139
87 2			FUEL TRUCK + TRANSFER TANK		128
RED 3			TRANSFER TANK		51
87 4		BETA	SOUTH FUEL CELL		39
5					
6					
7					
8					
9					
10					
11					
12					
13					
14					
15					
16					
17					
18					
19					
20					
			TOTAL DIESEL GALLONS:		
			REGULAR GAS GALLONS:		

MASTER METER: _____ START: _____ FINISH: _____ TOTAL: _____

BECK OIL INC
16640 D STREET
VICTORVILLE, CA 92395
760) 245-4191

NOTE: BILLING BASED ON MASTER METER

JAMIE PAGE 02/03/12

BECK OIL, INC

WETHOSE SHEET

CUSTOMER: ABENER / CONSTRUCTION TRUCK #: 35

DATE: 6-6-14 DRIVER: Larry

(CIRCLE ONE)

PRODUCT: RED DIESEL CLEAR DIESEL REGULAR GAS

		UNIT NUMBER		DESCRIPTION		GALLONS
DIESEL	1	#408	ALPHA	SUB 101		
"	2	#7716723	ALPHA	SUB102		
"	3	#516	A/W	OFFICE GEN.		
"	4		ALPHA	SOUTH CELL		174
"	5	#K249	ALPHA	SWITCHYARD		76
"	6	#10016 3822	ALPHA	BLDG #16		53
"	7	#10095 6069	ALPHA	"		130
"	8	~~#K2373~~	ALPHA	10073037		88
"	9	#1205871	ALPHA	P.B. GEN		
"	10	#10082386	TAB	GUARD SHACK		68
"	11	#10155862	TAB	SUB 105		
"	12	#10060992	BETA	SUB 106		
"	13	#1109531	BETA	SUB 107		
"	14	#1112708	BETA	SUB 108		
"	15	#10173927	BETA	SUB109		
"	16	#10058215	BETA	BLDG #16		26
"	17	#1009 83165	BETA	BLDG #10		85
"	18	#10155219	BETA	BLDG #10		30
"	19	#K272	BETA	SWITCHYARD		
"	20	#10167339	BETA	P.B GEN		

TOTAL DIESEL GALLONS: 1023

REGULAR GAS GALLONS: 68

MASTER METER: _____ START: _____ FINISH: _____ TOTAL: _____

BECK OIL INC
16640 D STREET
VICTORVILLE, CA 92395
760) 245-4191

NOTE: BILLING BASED ON MASTER METER

9:37 Rcvd

JAMIE PAGE 02/03/12

BECK OIL, INC

WETHOSE SHEET

CUSTOMER: ABENER / CONSTRUCTION TRUCK #: _____

DATE: _____ DRIVER: _____

(CIRCLE ONE)

PRODUCT: RED DIESEL CLEAR DIESEL REGULAR GAS

	UNIT NUMBER	DESCRIPTION		GALLONS
DIESEL		BETA	SOUTH FUEL CELL	122
87 2			FUEL TRUCK + TRANSFER TANK	68
RED 3			TRANSFER TANK	24
87 4		BETA	SOUTH FUEL CELL	
5				
6				
7				
8				
9				
10				
11				
12				
13				
14				
15				
16				
17				
18				
19				
20				

TOTAL DIESEL GALLONS:

REGULAR GAS GALLONS:

MASTER METER: _____ START: _____ FINISH: _____ TOTAL: _____

BECK OIL INC
16640 D STREET
VICTORVILLE, CA 92395
760) 245-4191

NOTE: BILLING BASED ON MASTER METER

JAMIE PAGE 02/03/12

BECK OIL, INC

WETHOSE SHEET

CUSTOMER: ABENER / CONSTRUCTION TRUCK #: 31

DATE: 6-3-14 DRIVER: Rhino

(CIRCLE ONE)

PRODUCT: RED DIESEL CLEAR DIESEL REGULAR GAS

		UNIT NUMBER		DESCRIPTION		GALLONS
DIESEL	1	#408	ALPHA	SUB 101		
"	2	#7716723	ALPHA	SUB102		
"	3	#5116	A/W	OFFICE GEN.		
"	4		ALPHA	SOUTH CELL		100
"	5	#K249	ALPHA	SWITCHYARD		119
"	6	#10046822	ALPHA	BLDG #16		64
"	7	#10095669	ALPHA	"		245
"	8	#482373	ALPHA	10073037		93
"	9	#1205871	ALPHA	P.B. GEN		
"	10	#10082386	TAB	GUARD SHACK		
"	11	#10155862	TAB	SUB 105		
"	12	#10060992	BETA	SUB 102		
"	13	#1109531	BETA	SUB 107		
"	14	#1112708	BETA	SUB 108		
"	15	#10173927	BETA	SUB109		
"	16	#10058215	BETA	BLDG #16		
"	17	#10098365	BETA	BLDG #16		
"	18	#10155219	BETA	BLDG #16		
"	19	#K272	BETA	SWITCHYARD		138
"	20	#10117339	BETA	P.B GEN		

TOTAL DIESEL GALLONS: 864

REGULAR GAS GALLONS: 136

MASTER METER: _____ START: _____ FINISH: _____ TOTAL: _____

BECK OIL INC
16640 D STREET
VICTORVILLE, CA 92395
760) 245-4191

NOTE: BILLING BASED ON MASTER METER

JAMIE PAGE 02/03/12

BECK OIL, INC

WETHOSE SHEET

CUSTOMER: ABENER / CONSTRUCTION TRUCK #: _____

DATE: _____ DRIVER: _____

(CIRCLE ONE)

PRODUCT: RED DIESEL CLEAR DIESEL REGULAR GAS

	UNIT NUMBER		DESCRIPTION		GALLONS
DIESEL		BETH	SOUTH FUEL CELL		47
817 4			FUEL TRUCK + TRANSFER TANK		86
BECK 3			TRANSFER TANK		60
87 4		BETH	SOUTH FUEL CELL		50
5					
6					
7					
8					
9					
10					
11					
12					
13					
14					
15					
16					
17					
18					
19					
20					
			TOTAL DIESEL GALLONS:		
			REGULAR GAS GALLONS:		

MASTER METER: _____ START: _____ FINISH: _____ TOTAL: _____

BECK OIL INC
16640 D STREET
VICTORVILLE, CA 92395
760) 245-4191

NOTE: BILLING BASED ON MASTER METER

JAMIE PAGE 02/03/12

Report Number	Date of Incident	Spill Location	Incident Time	Contractor Responsible	Product	Quanity	Soil Amt Removed	Soil Removed To
1	3.3.14	beta/row/128J/3N	3.15pm	Proimtu	Therminol VP1	1/8 Gal.	1 shovel	**Barrels/LTU**
2	3.4.14	beta/row123J/3N	12.15pm	Proimtu	Therminol VP1	1/8 Gal.	1 shovel	**Barrels/LTU**
3	3.11.14	Beta/102I/4N	11.50am	Proimtu	Therminol VP1	1/16 Gal	half shovel	**Barrels/LTU**
4	3.11.14	AE / row110d/3N	3:20pm	Proimtu	Therminol VP1	1/8 Gal.	2 Shovels	**Barrels/LTU**
5	3.11.14	AE / row 110 B / 1N	3:15pm	Proimtu	Therminol VP1	1/8 Gal.	3 shovels	**Barrels/LTU**
6	3.11.14	AE / row 109 H / 3N	4:00pm	Proimtu	Therminol VP1	1/8 Gal.	2 Shovels	**Barrels/LTU**
7	3.12.14	AE / row 109 H / 3N	3:00pm	Proimtu	Therminol VP1	1/8 Gal.	2 Shovels	**Barrels/LTU**
8	3.12.14	AE / row 112 H/ 1N	3:15pm	Proimtu	Therminol VP1	1/8 Gal.	2 Shovels	**Barrels/LTU**
9	3.13.14	AE/ row114H / 1N	11:ooam	Proimtu	Therminol VP1	1/8 Gal.	2 Shovels	**Barrels/LTU**
10	3.17.14	AE / row 128H /3N	11:00am	Proimtu	Therminol VP1	1/8 Gal.	2 Shovels	**Barrels/LTU**
11	3.17.14	AE / row 128H/2N	11:00am	Proimtu	Therminol VP1	1/8 Gal.	1 shovel	**Barrels/LTU**
12	3.19.14	AE/ row 144F /4S	1:15pm	Proimtu	Therminol VP1	1/8 Gal.	2 Shovels	**Barrels/LTU**
13	3.20.14	AE / row 148G /1N	10:44am	Proimtu	Therminol VP1	1 Pint	1 1/2 Shovels	**Barrels/LTU**
14	3.21.14	AE/row150H/5S	10:50am	Proimtu	Therminol VP1	1/8 Gal.	1 Shovel	**Barrels/LTU**
15	3.21.14	Beta/row70J/2N	4:35pm	Proimtu	Therminol VP1	1/8 Gal.	1 Shovel	**Barrels/LTU**
16	3.22.14	AE/row160EF	10:46am	Proimtu	Therminol VP1	1 Pint	2 Shovels	**Barrels/LTU**
17	3.22.14	AE/row 159G /valve1	10:20am	Proimtu	Therminol VP1	1/2 Pint	1/2 Shovel	**Barrels/LTU**
18	3.24.14	AE/row 164G / HP1ma	10.00am	Proimtu	Therminol VP1	1/2 Pint	2.5 shovels	**Barrels/LTU**
19	3.24.14	AE/ row 168G/3N	3.00pm	Proimtu	Therminol VP1	1/2 Pint	1.5 shovels	**Barrels/LTU**
20	3.24.14	Beta/ row 63J/1N	843pm	Proimtu	Therminol VP1	1/4 pint	1/2 shovel	**Barrels/LTU**
21	3.27.14	AE/ row 184H/S4	1005am	Proimtu	Therminol VP1	pint	1 shovel	**Barrels/LTU**
22	3.28.14	AE/row 192F/main line	1035am	Proimtu	Therminol VP1	quart	3 shovels	**Barrels/LTU**
23	3.28.14	AE/row 195H/4N	215pm	Proimtu	Therminol VP1	1/2 pint	1/2 shovel	**Barrels/LTU**
24	3.31.14	BE/row4G/main line	2.50 pm	Proimtu	Therminol VP1	1/2 quart	3 shovels	**Barrels/LTU**
25	4.1.14	BE/row53E/1S	4.30 pm	Proimtu	Therminol VP1	1 pint	2 shovels	**Barrels/LTU**
26	4.1.14	alpha unloading area	3.15 pm	Proimtu	Therminol VP1	1.5 gal	10 shovels	**Barrels/LTU**
27	4.1.14	AW/row 61C/ML	2.30 pm	Proimtu	Therminol VP1	1 quart	4 shovels	**Barrels/LTU**
28	4.1.14	AW/row64D/3 S	2.05 pm	Proimtu	Therminol VP1	1/2 pint	1 shovel	**Barrels/LTU**
29	4.1.14	BE/ row 54E/1N	4.32 pm	Proimtu	Therminol VP1	1 quart	4 shovels	**Barrels/LTU**
30	4.2.14	BE/row60E/2N	1.00 pm	Proimtu	Therminol VP1	1/2 quart	2.5 shovels	**Barrels/LTU**
31	4.2.14	AW/60C / 5N	12.30 pm	Proimtu	Therminol VP1	1/2 quart	2.5 sholvels	**Barrels/LTU**
32	4.2.14	AW/59C/3N	11.20am	Proimtu	Therminol VP1	1/2 pint	1.5 shovels	**Barrels/LTU**
33	4.3.14	AW/52D/2S	1030 am	Proimtu	Therminol VP1	1/4 pint	1/4 shovel	**Barrels/LTU**
34	4.4.14	AW/37D/1N	1.00 pm	Proimtu	Therminol VP1	1 pint	1 shovel	**Barrels/LTU**
35	4.4.14	BE/76E/3S	2.05 pm	Proimtu	Therminol VP1	3/4 pint	1 shovel	**Barrels/LTU**
36	4.7.14	BE/row 122G/3N	2.15 pm	Proimtu	Therminol VP1	1 1/2 pint	3 shovels	**Barrels/LTU**
37	4.7.14	BE/row 123 F /4 N	2.15 pm	Proimtu	Therminol VP1	1/2 pint	1 1/2 shovel	**Barrels/LTU**

38	4.8.14	AW / row 25 B / 1 S	10.10 am	Proimtu	Therminol VP1	1/2 quart	5 shovels	**Barrels/LTU**
39	4.8.14	BE/ row 118 h / 3 S	11.05 am	Proimtu	Therminol VP1	1/4 pint	1/2 shovel	**Barrels/LTU**
40	4.8.14	BE/ 115 G/ 1S	2.55 pm	Proimtu	Therminol VP1	1/2 pint	2 shovels	**Barrels/LTU**
41	4.9.14	BE/row 109 H / 3N	11.05 am	Proimtu	Therminol VP1	1/2 pint	1 1/2 shovels	**Barrels/LTU**
42	4.9.14	BE/row 105 E/4S	3.06 pm	Proimtu	Therminol VP1	5 drops	1/4 shovel	**Barrels/LTU**
43	4.11.14	BE /row 93f / 4N	9.05am	Proimtu	Therminol VP1	1/8 pint	1 shovel	**Barrels/LTU**
44	4.11.14	BE/row 3 main header	9.30 am	Proimtu	Therminol VP1	3/4 quart	5 shavoel	**Barrels/LTU**
45	4.15.14	AW/row 16e/4N	9.45 am	Proimtu	Therminol VP1	1/8 pint	1/4 shovel	**Barrels/LTU**
46	4.15.14	Alpha overflow	10.00 am	Proimtu	Therminol VP1	1.5 gallon	8 shovels	**Barrels/LTU**
47	4.16.14	BE/row 106D / 5S	12.00pm	Proimtu	Therminol VP1	1 pint	1 shovel	**Barrels/LTU**
48	4.17.14	BE/ row 106 C /5 N	9.30 am	Proimtu	Therminol VP1	1/16 pint	1 shovel	**Barrels/LTU**
49	4.17.14	BE / row 99C/5S	3.30 pm	Proimtu	Therminol VP1	1/16 pint	1 shovel	**Barrels/LTU**
50	4.23.14	BE / row 72A /5N	8.47am	Proimtu	Therminol VP1	1ounce	3 pints	**Barrels/LTU**
51	4.23.14	BE / row 73 C / 5N	8.50 am	Proimtu	Therminol VP1	1 ounce	3 pints	**Barrels/LTU**
52	4.23.14	BE / row 68A /5 N	12.20 pm	Proimtu	Therminol VP1	2 ounces	1 quart	**Barrels/LTU**
53	4.24.14	BE / row 63 a / 5N	9.43 am	Proimtu	Therminol VP1	1/2 pint	1.5 quarts	**Barrels/LTU**
54	4.24.14	BE / row 88E / 5N	11.16 am	Proimtu	Therminol VP1	1/2 Pint	1.75 quarts	**Barrels/LTU**
55	4.25.14	AW / row 83 E / 1N	0830 am	Proimtu	Therminol VP1	1 ounce	1 quart	**Barrels/LTU**
56	4.25.14	Alpha overflow	0900 am	Proimtu	Therminol VP1	1/2 pint	1 quart	**Barrels/LTU**
57	4.28.14	BE / row 45 D /2 N	11.03am	Proimtu	Therminol VP1	5 drops	3 pints	**Barrels/LTU**
58	5.1.14	alpha overflow	11.15am	Proimtu	Therminol VP1	1 pint	1/2 quart	**Barrels/LTU**
59	5.8.14	AE / row 126 efg	12.45 pm	AEPCcommissioning	Therminol VP1	8 gallons	3 barrels	**Barrels/LTU**
60	5.12.14	Beta/row128 abcd	1130am	AEPCcommissioning	Therminol VP1	10 gallons	4 barrels	**Barrels/LTU**
61	5.14.14	Beta overflow	11.00 am	AEPCcommissioning	Therminol VP1	1.5 gallons	12 gallons	**Barrels/LTU**
62	5.14.14	Beta row 101 abcd	11.00 am	AEPCcommissioning	Therminol VP1	3.5gallons	1 barrel	**Barrels/LTU**
63	5.19.14	alpha/ west of WTP	10.00 am	DMI	Gasoline	1/2 cup	1 gallon	Barrel / dmi containment
64	5.20.14	TAB / fuel area	8.00 am	Abacus	diesel	2 gallons	20 gallons	barrel/abacus containment
65	5.29.14	Beta/row 64 d	10.20am	AEPCcommissioning	Therminol VP1	28 gallons	22 barrels	**Barrels/LTU**
66	6.5.14	Alpha BOP	1140am	wood group/gsi	lube oil	5 galons	2 gallons	Barrel wood group laydown.
67	6.11.14	alpha east/rack 2	9.15 am	AEPC commissioning	Therminol VP1	1/2 gallon	10 gallons	**Barrels/LTU**
68	6.12.14	Beta SE corner of STG	9.40 am	AEPC commissioning	Therminol VP1	1 pint	2 1/2 gallons	**Barrels/LTU**
69	6.20.14	AE row 27 B htf main	7.30 am	AEPC commissioning	Therminol VP1	2 gallons	45 gallons	**Barrels/LTU**
70	6.23.14	APB / bldg 34	9.15 am	AEPC commissioning	Battery eloctrolyte	1 gallons	15 gallons	**Barrels/LTU**
71	6.24.14	Brand Office	845 am	United Rentals	Diesel # 2	1 1/2 gallons	5 gallons	**Third party manifest**
72	6.25.14	APB / bldg 34	5.50 am	AEPC commissioning	Battery eloctrolyte	1/2 gallon	5 gallons	**Barrels/LTU**
73								
74								
75								
76								
77								

a

6

78								
79								
80								
81								
82								
83								
84								
85								
86								
87								
88								
89								
90								
91								
92								
93								
94								
95								
96								
97								
98								
99								
100								
101								
102								
103								
104								
105								
106								
107								
108								
109								
110								
111								
112								
113								
114								
115								
116								
117								

118								
119								
120								
121								
122								
123								
124								
125								
126								
127								
128								
129								
130								
131								
132								
133								
134								
135								
136								
137								
138								
139								
140								
141								
142								
143								
144								
145								
146								
147								
148								
149								
150								
151								
152								
153								
154								
155								
156								
157								

158								
159								
160								
161								
162								
163								
164								
165								
166								
167								
168								
169								
170								
171								
172								
173								
174								
175								
176								
177								
178								
179								
180								
181								
182								
183								
184								
185								
186								
187								
188								
189								
190								
191								
192								
193								
194								
195								
196								
197								

198								
199								
200								
201								
202								
203								
204								
205								
206								
207								
208								
209								
210								
211								
212								
213								
214								
215								
216								
217								
218								
219								
220								
221								
222								
223								
224								
225								
226								
227								
228								
229								
230								
231								
232								
233								
234								
235								
236								
237								

238								
239								
240								
241								
242								
243								
244								
245								
246								
247								
248								
249								
250								
251								
252								
253								
254								
255								
256								
257								
258								
259								
260								
261								
262								
263								
264								
265								
266								
267								
268								
269								
270								
271								
272								
273								
274								
275								
276								
277								

278								
279								
280								
281								
282								
283								
284								
285								
286								
287								
288								
289								
290								
291								
292								
293								
294								
295								
296								
297								
298								
299								
300								
301								
302								
303								

ABEINSA EPC

Report Number:
#66

Environmental Spill/Release Report

Section I. General Information					
Date of Incident:	6-5-14	Date Reported:	6-5-14	Incident Time:	11:40 AM
Employee(s) Involved:	BRIAN SZILADI				
Contracting Company:	G.I.S GLOBAL INDUSTRIAL SOLUTIONS				

Section II. Incident Description				
Name of the Material Spilled/Released:	CHEVRON GST 32			
Components in Material(s): Include CAS #'s when relevant.	%	ESH Chem	CERCLA Chem	RQlbs
		N/A	N/A	N/A
What was the time duration of the spill/release?	10 SEC			
What was the quantity of the material spilled or released?	5	☒ Gallons ☐ Liters ☐ Pounds		
What were the weather conditions at the time of the spill/release (wind direction, cloud cover, precipitation, temp, etc.)?	Sunny & CLEAR			

What was the spill released to?

☒	Air	☐	Irrigation Canals	☐	Storm Water
☐	Chemical Sewer	☐	Land	☐	Other:

Is external agency required to be notified?	☐	Yes	☒	No
Did the spill/release exceed an air or NPDES permit and/or leave the site? If yes, please explain below.	☐	Yes	☒	No

5 gal Lube Oil - 2 gal Dirt Removal - Barrel on Site For Removal Later By [illegible]

Provide a description of what happened (time line), corrective measures taken, and preventive measures:

1) HOSE BACKED OUT OF THE T-2 DRAIN
2) PERSONNEL WAS STANDING BY AND IMMEDIATELY SHUT SYSTEM DOWN
3) TIED ALL HOSES DOWN TO PREVENT THEM FROM BACKING OUT OF DRAIN

Estimated cost of cleanup:	TBD

ABEINSA EPC

Report Number:

Environmental Spill/Release Report

Section III. Form Completion			
This Environmental Spill/Release Report was prepared by:			
Print Name:	Company:	Job Title:	Date:
NOBLE HARRIS	WOODGROUP	SAFETY	6-5-14
Sign Name (handwritten or electronic signature is acceptable):			

Section IV. Notifications-			
Forward all Completed Documentation to one or all of the following:			
*Required	Larry Davis OH&S Manager	Larry.Davis@abeinsaepc.abengoa.com	480.370.7063
	Terry Baker OH&S Site Supervisor	Terry.Baker@abeinsaepc.abengoa.com	480.236.2954
	Kirk Anderson Environmental Engineer	Kirk.Anderson@abeinsaepc.abengoa.com	661.754.6180
	Kristine Yates Logistics Coordinator	Kristine.Yates@abeinsaepc.abengoa.com	661.754.6756

*Required Environmental Spill/Release Reports.

Section V. Abeinsa EPC Internal				
Is a PRR/IRP required?	☐	Yes	☐	No
If so, initiate the process and provide PRR/IRP number:	☐	Yes	☐	No

ABEINSA EPC

Report Number:
67

Environmental Spill/Release Report

alpha east

Section I. General Information					
Date of Incident:	6/11/14	Date Reported:	6/11/14	Incident Time:	9:15 am
Employee(s) Involved:	AbeinsaEPC Commissioning in the field				
Contracting Company:	AbeinsaEPC Commissioning in the field				

Section II. Incident Description				
Name of the Material Spilled/Released:	Therminol (R) VP-1			
Components in Material(s): Include CAS #'s when relevant.	%	ESH Chem	CERCLA Chem	RQlbs
Diphenyl Ether	73.5			
Biphenyl	26.5			
What was the time duration of the spill/release?				
What was the quantity of the material spilled or released?	1/2	☒ Gallons	☐ Liters	☐ Pounds
What were the weather conditions at the time of the spill/release (wind direction, cloud cover, precipitation, temp, etc.)?	Sunny			

What was the spill released to?

☐	Air	☐	Irrigation Canals	☐	Storm Water
☐	Chemical Sewer	☐	Land	☐	Other:

Is external agency required to be notified?	☐	Yes	☒	No
Did the spill/release exceed an air or NPDES permit and/or leave the site? If yes, please explain below.	☐	Yes	☒	No

Commissioning was draining into a tote from the header for the HTF in alpha east by the east side of the power block going into the field. The drain line hooked to the header started leaking - They stop leak and my guys clean up the leak and steak it location rack 2 HTF header going to field

Provide a description of what happened (time line), corrective measures taken, and preventive measures:

Dirt removed 10 gal of dirt
Put into 5gal ~~barrels~~ buckets
Dump into 55gal barrel
Taken to the LTU and put on secondary containment

Estimated cost of cleanup: TBD

ABEINSA EPC

Report Number:

Environmental Spill/Release Report

Section III. Form Completion			
This Environmental Spill/Release Report was prepared by:			
Print Name:	Company:	Job Title:	Date:
Terry Baker	Abeinsa EPC	field supervisor	6/11/14
Sign Name (handwritten or electronic signature is acceptable):			

Section IV. Notifications-			
Forward all Completed Documentation to one or all of the following:			
*Required	Larry Davis OH&S Manager	Larry.Davis@abeinsaepc.abengoa.com	480.370.7063
	Terry Baker OH&S Site Supervisor	Terry.Baker@abeinsaepc.abengoa.com	480.236.2954
	Kirk Anderson Environmental Engineer	Kirk.Anderson@abeinsaepc.abengoa.com	661.754.6180
	Kristine Yates Logistics Coordinator	Kristine.Anderson@abeinsaepc.abengoa.com	661.754.6756

*Required Environmental Spill/Release Reports.

Section V. Abeinsa EPC Internal				
Is a PRR/IRP required?	☐	Yes	☒	No
If so, initiate the process and provide PRR/IRP number:	☐	Yes	☒	No

ABEINSA EPC

Report Number:
68

Environmental Spill/Release Report

beta powerblock

Section I. General Information					
Date of Incident:	6/12/14	Date Reported:	6/12/14	Incident Time:	9:40 am
Employee(s) Involved:	Commissioning abeinsa EPC				
Contracting Company:	Commissioning abeinsa EPC				

Section II. Incident Description				
Name of the Material Spilled/Released:	Therminol ® VP-1			
Components in Material(s): Include CAS #'s when relevant.	%	ESH Chem	CERCLA Chem	RQlbs
Diphenyl Ether	73.5			
Biphenyl	26.5			
What was the time duration of the spill/release?				
What was the quantity of the material spilled or released?	1 pint	☐ Gallons	☐ Liters	☐ Pounds
What were the weather conditions at the time of the spill/release (wind direction, cloud cover, precipitation, temp, etc.)?	Sunny			
What was the spill released to?				
☐ Air	☐ Irrigation Canals	☐ Storm Water		
☐ Chemical Sewer	☐ Land	☐ Other:		
Is external agency required to be notified?	☐ Yes	☒ No		
Did the spill/release exceed an air or NPDES permit and/or leave the site? If yes, please explain below.	☐ Yes	☒ No		

Call by Robert Huber from Abacus safety to the southeast corner of the steam generator. we isolated the leak and my guys clean it up and steal it

(location southeast corner of the steam genetor on rack 2)

Provide a description of what happened (time line), corrective measures taken, and preventive measures:

Dirt removed 2 1/2 gallons
Put into a 5 gal bucket
Dump into a 55 gal barrel

Taken to the LTU and put on secondary containment

Estimated cost of cleanup:	TBD

ABEINSA EPC

Report Number:

Environmental Spill/Release Report

Section III. Form Completion			
This Environmental Spill/Release Report was prepared by:			
Print Name:	Company:	Job Title:	Date:
Terry Baker	Abeinsa EPC	field supervisor H&S	6/12/14
Sign Name (handwritten or electronic signature is acceptable):	Terry Baker		

Section IV. Notifications-			
Forward all Completed Documentation to one or all of the following:			
*Required	Larry Davis OH&S Manager	Larry.Davis@abeinsaepc.abengoa.com	480.370.7063
	Terry Baker OH&S Site Supervisor	Terry.Baker@abeinsaepc.abengoa.com	480.236.2954
	Kirk Anderson Environmental Engineer	Kirk.Anderson@abeinsaepc.abengoa.com	661.754.6180
	Kristine Yates Logistics Coordinator	Kristine.Anderson@abeinsaepc.abengoa.com	661.754.6756

*Required Environmental Spill/Release Reports.

Section V. Abeinsa EPC Internal				
Is a PRR/IRP required?	☐	Yes	☒	No
If so, initiate the process and provide PRR/IRP number:	☐	Yes	☒	No

ABEINSA EPC

Report Number:
68

Environmental Spill/Release Report

alpha west

Section I. General Information					
Date of Incident:	6/20/14	Date Reported:	6/20/14	Incident Time:	7:30 am
Employee(s) Involved:	Abeinsa EPC Commissioning in the field				
Contracting Company:	Abeinsa EPC Commissioning in the field				

Section II. Incident Description				
Name of the Material Spilled/Released:	Therminol® VP1			
Components in Material(s): Include CAS #'s when relevant.	%	ESH Chem	CERCLA Chem	RQlbs
Diphenyl Ether	73.5			
Biphenyl	26.5			
What was the time duration of the spill/release?				
What was the quantity of the material spilled or released?	2	☒ Gallons	☐ Liters	☐ Pounds
What were the weather conditions at the time of the spill/release (wind direction, cloud cover, precipitation, temp, etc.)?	Sunny			

What was the spill released to?

☐	Air	☐	Irrigation Canals	☐	Storm Water
☐	Chemical Sewer	☒	Land	☐	Other:

Is external agency required to be notified?	☐	Yes	☒	No
Did the spill/release exceed an air or NPDES permit and/or leave the site? If yes, please explain below.	☐	Yes	☒	No

Commissioning in the field because they found a leak coming from the insulation. They pulled the insulation back and found the leak coming from a thread cap. My guys cleaned up the leak and steak it
(location row 27B by the HTF main header line)

Provide a description of what happened (time line), corrective measures taken, and preventive measures:

Dirt remove 9 5gal buckets
Put into a 5 gal bucket
Dump into a 55gal barrel
Taken to the LTU on the secondary containment

Estimated cost of cleanup:	TBD

ABEINSA EPC

Report Number:

Environmental Spill/Release Report

Section III. Form Completion			
This Environmental Spill/Release Report was prepared by:			
Print Name:	Company:	Job Title:	Date:
Terry Baker	Abeinsa EPC	field supervisor H&S	6/20/14
Sign Name (handwritten or electronic signature is acceptable):	Terry Baker		

Section IV. Notifications-			
Forward all Completed Documentation to one or all of the following:			
*Required	Larry Davis OH&S Manager	Larry.Davis@abeinsaepc.abengoa.com	480.370.7063
	Terry Baker OH&S Site Supervisor	Terry.Baker@abeinsaepc.abengoa.com	480.236.2954
	Kirk Anderson Environmental Engineer	Kirk.Anderson@abeinsaepc.abengoa.com	661.754.6180
	Kristine Yates Logistics Coordinator	Kristine.Anderson@abeinsaepc.abengoa.com	661.754.6756

*Required Environmental Spill/Release Reports.

Section V. Abeinsa EPC Internal				
Is a PRR/IRP required?	☐	Yes	☒	No
If so, initiate the process and provide PRR/IRP number:	☐	Yes	☒	No

ABEINSA EPC

Report Number:
70

Environmental Spill/Release Report

alpha power block

Section I. General Information					
Date of Incident:	6/23/14	Date Reported:	6/23/14	Incident Time:	9:15 am
Employee(s) Involved:	Abeinsa EPC Commissioning				
Contracting Company:	Abeinsa EPC Commissioning				

Section II. Incident Description				
Name of the Material Spilled/Released:	Absorbed Electrolyte Battery			
Components in Material(s): Include CAS #'s when relevant.	%	ESH Chem	CERCLA Chem	RQlbs
Sulfuric Acid (40%)	22			
Battery Electolyte acid	22			
What was the time duration of the spill/release?				
What was the quantity of the material spilled or released?	1	☒ Gallons	☐ Liters	☐ Pounds
What were the weather conditions at the time of the spill/release (wind direction, cloud cover, precipitation, temp, etc.)?	Sunny			

What was the spill released to?

☐	Air	☐	Irrigation Canals	☐	Storm Water
☐	Chemical Sewer	☒	Land	☐	Other:

Is external agency required to be notified?	☐	Yes	☒	No
Did the spill/release exceed an air or NPDES permit and/or leave the site? If yes, please explain below.	☐	Yes	☒	No

Commissioning was having Abacus employees install the batteries in building 34. The Abacus employes was braking down the box and ~~stack~~ the battery at the bottom of the battery. It leaked out on the ground and my guys cleaned up the leak and steak it.

location building 34 alpha power block

Provide a description of what happened (time line), corrective measures taken, and preventive measures:

Dirt Removed 3 5gal buckets

Put into a 5 gal bucket

Dump into 55 gal barrel

Taken to the LTU and put on secondary containment

Estimated cost of cleanup:	TBD

ABEINSA EPC

Report Number:

Environmental Spill/Release Report

Section III. Form Completion			
This Environmental Spill/Release Report was prepared by:			
Print Name:	Company:	Job Title:	Date:
Terry Baker	Abeinsa EPC	H&S field Supervisor	6/23/14
Sign Name (handwritten or electronic signature is acceptable):	Terry Baker		

Section IV. Notifications-			
Forward all Completed Documentation to one or all of the following:			
*Required	Larry Davis OH&S Manager	Larry.Davis@abeinsaepc.abengoa.com	480.370.7063
	Terry Baker OH&S Site Supervisor	Terry.Baker@abeinsaepc.abengoa.com	480.236.2954
	Kirk Anderson Environmental Engineer	Kirk.Anderson@abeinsaepc.abengoa.com	661.754.6180
	Kristine Yates Logistics Coordinator	Kristine.Anderson@abeinsaepc.abengoa.com	661.754.6756

*Required Environmental Spill/Release Reports.

Section V. Abeinsa EPC Internal				
Is a PRR/IRP required?	☐	Yes	☒	No
If so, initiate the process and provide PRR/IRP number:	☐	Yes	☒	No

ABACUS

Environmental Spill/Release Report

Report Number:
71

ALPHA POWER Block.

Section I. General Information					
Date of Incident: ?	6/24/14	Date Reported:	6/24/14	Incident Time: ?	845 Am
Employee(s) Involved:	UNITED RENTALS				
Contracting Company:	UNITED RENTALS.				

Section II. Incident Description				
Name of the Material Spilled/Released:	DEISEL OIL			
Components in Material(s): Include CAS #'s when relevant.	%	ESH Chem	CERCLA Chem	RQlbs
What was the time duration of the spill/release?				
What was the quantity of the material spilled or released?	1 1/2	☒ Gallons	☐ Liters	☐ Pounds
What were the weather conditions at the time of the spill/release (wind direction, cloud cover, precipitation, temp, etc.)?	SUNNY			

What was the spill released to?

☐	Air	☐	Irrigation Canals	☐	Storm Water
☐	Chemical Sewer	☒	Land	☐	Other:

Is external agency required to be notified?	☐	Yes	☒	No
Did the spill/release exceed an air or NPDES permit and/or leave the site? If yes, please explain below.	☐	Yes	☒	No

UNITED RENTAL EMPLOYEE CHANGED OIL (MAINTANANCE). TO GENERATOR. ABEINSA EPC ENVIRENMENTALIST NOTICE A SPILL UNDER GENERATOR NOTIFIED BRAND WHO THEN NOTIFIED UNITED RENTALS TO COME AND CLEAN UP @ BRANDS OFFICE Alpha Power Block.

Provide a brief description of what happened:

WE PUT INTO A 5 GALLON BUCKET.
DUMPED INTO A 55 GALLON DRUM
TAKEN TO L.T.U AND PUT ON SECONDARY CONTAINMENT

Estimated cost of cleanup: TBD

LOCATION OF Spill BRANDS OFFICE SOUTH END @ Alpha JUST EAST OF BUILDING 10

Dirt removed 2 5gal bucket

Section III. Form Completion

This Environmental Spill/Release Report was prepared by:

ABACUS

Environmental Spill/Release Report

Report Number:

Print Name:	Company:	Job Title:	Date:
JAVIER GEVARA	BRAND	SAFETY	6/25/14
Sign Name (handwritten or electronic signature is acceptable):			

Section IV. Notifications-

Forward all Completed Documentation to one or all of the following:

	HSE Manager		
	H&S Site Supervisor		
	H&S Site Supervisor		
	Environmental and GHG Engineer		

**Needs all completed Environmental Spill/Release Reports.

Section V. Abener Teyma Internal

Is a PRR/IRP required?	☐	Yes	☒	No
If so, initiate the process and provide PRR/IRP number:	☐	Yes	☒	No

ABEINSA EPC

Report Number:
72

Environmental Spill/Release Report

Alpha power block

Section I. General Information					
Date of Incident:	6/25/14	Date Reported:	6/25/14	Incident Time:	5:50 am
Employee(s) Involved:	Abacus				
Contracting Company:	Abacus				

Section II. Incident Description				
Name of the Material Spilled/Released:	Absorbed Electrolyc Battery			
Components in Material(s): Include CAS #'s when relevant.	%	ESH Chem	CERCLA Chem	RQlbs
Sulfuric Acid (48)	22			
Battery-Electrolyic	22			
What was the time duration of the spill/release?				
What was the quantity of the material spilled or released?	1/2	☒ Gallons	☐ Liters	☐ Pounds
What were the weather conditions at the time of the spill/release (wind direction, cloud cover, precipitation, temp, etc.)?	Sunny			

What was the spill released to?

☐	Air	☐	Irrigation Canals	☐	Storm Water
☐	Chemical Sewer	☒	Land	☐	Other:

Is external agency required to be notified?	☐	Yes	☒	No
Did the spill/release exceed an air or NPDES permit and/or leave the site? If yes, please explain below.	☐	Yes	☒	No

Left the battery on the ground and the battery leak out. They called me and my guys cleaned in up and steak it

(Locationabuilding 34 in alpha power block)

Provide a description of what happened (time line), corrective measures taken, and preventive measures:

Dirt removed 1 5gal bucket
Put into a 5gal bucket
Dump into a 55gal barrel
Taken to the secondary containment

Estimated cost of cleanup:	TBD

ABEINSA EPC

Report Number:

Environmental Spill/Release Report

Section III. Form Completion			
This Environmental Spill/Release Report was prepared by:			
Print Name:	Company:	Job Title:	Date:
Terry Baker	Abeinsa EPC	H&S Field Supervisor	6/25/14
Sign Name (handwritten or electronic signature is acceptable):	Terry Baker		

Section IV. Notifications- Forward all Completed Documentation to one or all of the following:			
*Required	Larry Davis OH&S Manager	Larry.Davis@abeinsaepc.abengoa.com	480.370.7063
	Terry Baker OH&S Site Supervisor	Terry.Baker@abeinsaepc.abengoa.com	480.236.2954
	Kirk Anderson Environmental Engineer	Kirk.Anderson@abeinsaepc.abengoa.com	661.754.6180
	Kristine Yates Logistics Coordinator	Kristine.Anderson@abeinsaepc.abengoa.com	661.754.6756

*Required Environmental Spill/Release Reports.

Section V. Abeinsa EPC Internal				
Is a PRR/IRP required?	☐	Yes	☒	No
If so, initiate the process and provide PRR/IRP number:	☐	Yes	☒	No

SWPPP SUMMARY- June, 2014

1. Fiber rolls: total installed 24,730ft. Maintenance during the month of June included cleaning all wattles running north south in Alpha East due to sand build up.
2. Swales: total installed 16219 ft. No maintenance required during the month of June.
3. Street sweeping and construction entrances maintenance. Sweeping duties performed weekly and as necessary.
4. Trash collection being taken care of on a daily basis.
5. 3 concrete washout station (2 in beta and 1 in alpha).
6. Dust control - Watering the site with trucks on a daily basis.
7. 0 inches of sand build up on straw wattle

CONSTRUCTION SITE STORMWATER RUNOFF CONTROL INSPECTION FORM

CORRECTIONS REQUIRED PRIOR TO NEXT INSPECTION?	YES	NO	N/A

PROJECT INFORMATION		INSPECTION INFORMATION	
WDID #	6 B 3 6 C 3 6 1 7 2 1	DATE:	6-6-2014 TIME: 9:30 AM
NAME: Mojave Solar Project		PRE-STORM / POST-STORM / WEEKLY / EXTENDED STORM	WEEKLY
ADDRESS: 42134 Harper Lake Rd, Hinkley, CA 92347		RAIN >1/2"	None / Light / Moderate / Heavy: None
CONTRACTOR: Abener Teyma Mojave		WIND >15mph:	None / Light / Moderate / Heavy: Moderate
ON-SITE CONTACT: Alberto Salas		TEMPERATURE:	LOW 65° HIGH 98°

INSPECTION CHECKLIST

Stormwater Pollution Prevention Plan	Yes	No
1. Is the SWPPP binder and/or DESCP on site and accessible?	X	
2. Does the site have a WDID No.?	X	
3. Does the SWPPP address the minimum BMP requirements?	X	
4. Are amendments to the SWPPP clearly documented and dated?	X	
5. Is the current SWPPP complete?	X	
6. Does the SWPPP include a current map accurately indicating BMPs installed at the site?	X	
7. Is routine BMP inspection and maintenance documentation on file?	X	

Comments

Supplemental Form Attached? YES NO
NOTE: THE "CONSTRUCTION SITE STORMWATER RUNOFF CONTROL INSPECTION FORM" IS THE ONLY FORM IN USE FOR INSPECTIONS DOCUMENTATION FOR THIS PROJECT.

STORM ACTIVITY:
DEFICIENCIES:

Soil Stabilization Practices	Yes	No
8. Are BMPs implemented on inactive disturbed areas?	X	
9. Are implemented BMPs effectively stabilizing soil?	X	
10. Are BMP materials stockpiled and available for use?	X	
11. Was any erosion observed?		X

Comments

Alpha West	H.T.F. PIPE INSTALLATION
Alpha East	POWER BLOCK CONST
Beta West	H.T.F. PIPE INSTALLATION
Beta East	POWER BLOCK CONST.

Sediment Control Practices	Yes	No
12. Are sediment control BMPs in place and maintained?	X	
13. Are sediment BMPs placed to protect the downstream perimeter of the site?	X	
14. Are the BMPs adequately controlling sediment?	X	
15. Are the storm drain inlets protected? N/A		

Discharge Risk Potential

Alpha West	NONE
Alpha East	MINOR
Beta West	NONE
Beta East	MINOR

Sediment Discharges

16. Is there evidence that sediment was discharged previously from the site?	None	Minor	Major
17. Is sediment currently being discharged from the site?	None	Minor	Major

18. Where is sediment currently being discharged? Check all that apply: N/A

19. Other	20. Creek	21. Drain inlet
22. Gutter	23. Drainage Outfall	24. Wetland
25. Vernal Pool	26. Drainage swale	

Tracking Controls	Yes	No
27. Are adjacent roads and construction entrances free of sediment?	X	
28. Are current BMPs effectively preventing tracking of sediment?	X	

Discharge Risk Potential

None	Minor	Major
None	Minor	Major

Wind Erosion Controls	Yes	No
29. Are wind erosion controls properly implemented?	X	
30. Are current BMPs adequately preventing wind erosion?	X	
31. Complete the Wind Erosion Violations Section. CHECK ALL THAT APPLY.		

Wind Erosion Violations			
32. Additional water needed.	NO	33. Dust tracking out	N/A
34. Stockpile protection	N/A	35. Loading/ unloading of soil/materials	N/A
36. Airborne or tracked-out lime or cement	N/A	37. Stripped pad	N/A

Comments:

Non-Stormwater Management	Yes	No
38. Are BMPs for non-stormwater discharges properly implemented?	X	
39. Are BMPs adequate for managing non-stormwater discharges?	X	
40. Is there evidence that there has been a non-stormwater discharge?		X
41. Any non-visible pollutant sampling required?		X
42. Complete the Non-Stormwater Corrections Section. CHECK ALL THAT APPLY.	N/A	

Non-Stormwater Corrections	Yes	No	Maintenance Needed
43. Concrete/stucco washout in place?	X		Yes / No: X
44. Paint washout in place?	X		Yes / No: X
45. Vehicle maintenance in place?	X		Yes / No: X
46. Hydrant flushing protection in place?	N/A		
47. Sampling locations noted in SWPPP?	N/A		

Comments:

Waste & Disposal Management	Yes	No
48. Are there containers for construction waste and debris?	X	
49. Is construction debris in waste containers?	X	
50. Is waste adequately covered?	X	
51. Are the current waste management BMPs adequate?	X	

Waste & Disposal Corrections	Yes	No
52. Are portable toilets located 50 ft. from drain inlets?	N/A	
53. Are portable toilets placed behind sidewalks?	N/A	
54. Does advanced water treatment meet discharge standards?	N/A	

Comments:

Materials Storage	Yes	No
55. Are materials protected from weather?	X	
56. Are materials stored away from drain inlets?	X	
57. Are hazardous materials placed in secondary containment?	X	

Comments:

Conclusions	Yes	No
58. Site in compliance?	X	

Comments:

Acknowledgement of Inspection

Charles Walker, CBO Site Inspector, Bureau Veritas

Alberto Salas, Activity Manager SWPPP, Abener Teyma Mojave ABM

CONSTRUCTION SITE STORMWATER RUNOFF CONTROL INSPECTION FORM

CORRECTIONS REQUIRED PRIOR TO NEXT INSPECTION?	YES	NO	N/A

PROJECT INFORMATION

WDID #	6	B	3	6	C	3	6	1	7	2	1

NAME: Mojave Solar Project

ADDRESS: 42134 Harper Lake Rd, Hinkley, CA 92347

CONTRACTOR: Abener Teyma Mojave

ON-SITE CONTACT: Alberto Salas

INSPECTION INFORMATION

DATE: 6.12.2014 TIME: 12:30pm

PRE-STORM	POST-STORM	WEEKLY	EXTENDED STORM

RAIN >1/2"	None	Light	Moderate	Heavy
WIND >15mph:	None	Light	Moderate	Heavy

TEMPERATURE: LOW 63° HIGH 97°

INSPECTION CHECKLIST

Stormwater Pollution Prevention Plan	Yes	No
1. Is the SWPPP binder and/or DESCP on site and accessible?	X	
2. Does the site have a WDID No.?	X	
3. Does the SWPPP address the minimum BMP requirements?	X	
4. Are amendments to the SWPPP clearly documented and dated?	X	
5. Is the current SWPPP complete?	X	
6. Does the SWPPP include a current map accurately indicating BMPs installed at the site?	X	
7. Is routine BMP inspection and maintenance documentation on file?	N/A	X

Comments

Supplemental Form Attached? YES NO

NOTE: THE "CONSTRUCTION SITE STORMWATER RUNOFF CONTROL INSPECTION FORM" IS THE ONLY FORM IN USE FOR INSPECTIONS DOCUMENTATION FOR THIS PROJECT.

STORM ACTIVITY:

DEFICIENCIES:

Soil Stabilization Practices	Yes	No
8. Are BMPs implemented on inactive disturbed areas?	X	
9. Are implemented BMPs effectively stabilizing soil?	X	
10. Are BMP materials stockpiled and available for use?	X	
11. Was any erosion observed?		X

Comments	
Alpha West	HTF PIPE INSTALLATION
Alpha East	POWER BLOCK CONST
Beta West	HTF PIPE INSTALLATION
Beta East	POWER BLOCK CONST

Sediment Control Practices	Yes	No
12. Are sediment control BMPs in place and maintained?	X	
13. Are sediment BMPs placed to protect the downstream perimeter of the site?	X	
14. Are the BMPs adequately controlling sediment?	X	
15. Are the storm drain inlets protected? N/A		

Discharge Risk Potential	
Alpha West	NONE
Alpha East	MINOR
Beta West	NONE
Beta East	MINOR

Sediment Discharges

16. Is there evidence that sediment was discharged previously from the site?	None	Minor	Major
17. Is sediment currently being discharged from the site?	None	Minor	Major

18. Where is sediment currently being discharged? Check all that apply: N/A

19. Other	20. Creek	21. Drain inlet
22. Gutter	23. Drainage Outfall	24. Wetland
25. Vernal Pool	26. Drainage swale	

Tracking Controls	Yes	No
27. Are adjacent roads and construction entrances free of sediment?	X	
28. Are current BMPs effectively preventing tracking of sediment?	X	

Discharge Risk Potential		
None	Minor	Major
None	Minor	Major

Wind Erosion Controls	Yes	No
29. Are wind erosion controls properly implemented?	X	
30. Are current BMPs adequately preventing wind erosion?	X	
31. Complete the Wind Erosion Violations Section. CHECK ALL THAT APPLY.		

Wind Erosion Violations			
32. Additional water needed.	NO	33. Dust tracking out	N/A
34. Stockpile protection	N/A	35. Loading/ unloading of soil/materials	N/A
36. Airborne or tracked-out lime or cement	N/A	37. Stripped pad	NO

Comments:

Non-Stormwater Management	Yes	No
38. Are BMPs for non-stormwater discharges properly implemented?	X	
39. Are BMPs adequate for managing non-stormwater discharges?	X	
40. Is there evidence that there has been a non-stormwater discharge?		X
41. Any non-visible pollutant sampling required?		X
42. Complete the Non-Stormwater Corrections Section. CHECK ALL THAT APPLY.	N/A	

Non-Stormwater Corrections	Yes	No	Maintenance Needed			
43. Concrete/stucco washout in place?	X		Yes		No	X
44. Paint washout in place?	X	X	Yes		No	X
45. Vehicle maintenance in place?	X		Yes		No	X
46. Hydrant flushing protection in place?	N/A	X				
47. Sampling locations noted in SWPPP?	N/A					

Comments:

Waste & Disposal Management	Yes	No
48. Are there containers for construction waste and debris?	X	
49. Is construction debris in waste containers?	X	
50. Is waste adequately covered?	X	
51. Are the current waste management BMPs adequate?	X	

Waste & Disposal Corrections	Yes	No
52. Are portable toilets located 50 ft. from drain inlets?	N/A	
53. Are portable toilets placed behind sidewalks?	N/A	
54. Does advanced water treatment meet discharge standards?	N/A	

Comments:

Materials Storage	Yes	No
55. Are materials protected from weather?	X	
56. Are materials stored away from drain inlets?	X	
57. Are hazardous materials placed in secondary containment?	X	

Comments:

Conclusions	Yes	No
58. Site in compliance?	X	

Comments:

Acknowledgement of Inspection

Charles Walker, CBO Site Inspector, Bureau Veritas

Alberto Salas, Activity Manager SWPPP, Abener Teyma Mojave

CONSTRUCTION SITE STORMWATER RUNOFF CONTROL INSPECTION FORM

CORRECTIONS REQUIRED PRIOR TO NEXT INSPECTION?	YES	NO	N/A

PROJECT INFORMATION											INSPECTION INFORMATION			
DID #	6	B	3	6	C	3	6	1	7	2	1	DATE: 06/19/2014	TIME: 8:00 am.	
NAME: Mojave Solar Project												PRE-STORM	POST-STORM	(WEEKLY)	EXTENDED STORM
ADDRESS: 42134 Harper Lake Rd, Hinkley, CA 92347												RAIN >1/2"	(None)	Light	Moderate	Heavy
CONTRACTOR: Abener Teyma Mojave												WIND >15mph:	(None)	Light	Moderate	Heavy
ON-SITE CONTACT: Alberto Salas												TEMPERATURE:	LOW 67		HIGH 95°	

INSPECTION CHECKLIST

Stormwater Pollution Prevention Plan	Yes	No
1. Is the SWPPP binder and/or DESCP on site and accessible?	X	
2. Does the site have a WDID No.?	X	
3. Does the SWPPP address the minimum BMP requirements?	X	
4. Are amendments to the SWPPP clearly documented and dated?	X	
5. Is the current SWPPP complete?	X	
6. Does the SWPPP include a current map accurately indicating BMPs installed at the site?	X	
7. Is routine BMP inspection and maintenance documentation on file?	X	

Comments

Supplemental Form Attached? YES NO
NOTE: THE "CONSTRUCTION SITE STORMWATER RUNOFF CONTROL INSPECTION FORM" IS THE ONLY FORM IN USE FOR INSPECTIONS DOCUMENTATION FOR THIS PROJECT.

STORM ACTIVITY:
DEFICIENCIES:

Soil Stabilization Practices	Yes	No
8. Are BMPs implemented on inactive disturbed areas?	X	
9. Are implemented BMPs effectively stabilizing soil?	X	
10. Are BMP materials stockpiled and available for use?	X	
11. Was any erosion observed?		X

Comments

Alpha West	HTF PIPE INSTALLATION
Alpha East	POWER BLOCK CONST
Beta West	HTF PIPE INSTALLATION
Beta East	POWER BLOCK CONST

Sediment Control Practices	Yes	No
12. Are sediment control BMPs in place and maintained?	X	
13. Are sediment BMPs placed to protect the downstream perimeter of the site?	X	
14. Are the BMPs adequately controlling sediment?	X	
15. Are the storm drain inlets protected? N/A		

Discharge Risk Potential

Alpha West	NONE
Alpha East	MINOR
Beta West	NONE
Beta East	MINOR

Sediment Discharges

16. Is there evidence that sediment was discharged previously from the site?	(None)	Minor	Major
17. Is sediment currently being discharged from the site?	(None)	Minor	Major

18. Where is sediment currently being discharged? Check all that apply: N/A

19. Other	20. Creek	21. Drain inlet
22. Gutter	23. Drainage Outfall	24. Wetland
25. Vernal Pool	26. Drainage swale	

Tracking Controls	Yes	No
27. Are adjacent roads and construction entrances free of sediment?	X	
28. Are current BMPs effectively preventing tracking of sediment?	X	

Discharge Risk Potential

(None)	Minor	Major
(None)	Minor	Major

MOJAVE SOLAR PROJECT

CONSTRUCTION SITE STORMWATER RUNOFF CONTROL INSPECTION FORM, continued…

Wind Erosion Controls	Yes	No
29. Are wind erosion controls properly implemented?	X	
30. Are current BMPs adequately preventing wind erosion?	X	
31. Complete the Wind Erosion Violations Section. CHECK ALL THAT APPLY.		

Wind Erosion Violations			
32. Additional water needed.	NO	33. Dust tracking out	N/A
34. Stockpile protection	N/A	35. Loading/ unloading of soil/materials	N/A
36. Airborne or tracked-out lime or cement	N/A	37. Stripped pad	N/A

Comments:

Non-Stormwater Management	Yes	No
38. Are BMPs for non-stormwater discharges properly implemented?	X	
39. Are BMPs adequate for managing non-stormwater discharges?	X	
40. Is there evidence that there has been a non-stormwater discharge?		X
41. Any non-visible pollutant sampling required?		X
42. Complete the Non-Stormwater Corrections Section. CHECK ALL THAT APPLY.	N/A	

Non-Stormwater Corrections	Yes	No	Maintenance Needed			
43. Concrete/stucco washout in place?	X		Yes		No	X
44. Paint washout in place?	X		Yes		No	X
45. Vehicle maintenance in place?	X		Yes		No	X
46. Hydrant flushing protection in place?	N/A					
47. Sampling locations noted in SWPPP?	N/A					

Comments:

Waste & Disposal Management	Yes	No
48. Are there containers for construction waste and debris?	X	
49. Is construction debris in waste containers?	X	
50. Is waste adequately covered?	X	
51. Are the current waste management BMPs adequate?	X	

Waste & Disposal Corrections	Yes	No
52. Are portable toilets located 50 ft. from drain inlets?	N/A	
53. Are portable toilets placed behind sidewalks?	N/A	
54. Does advanced water treatment meet discharge standards?	N/A	

Comments:

Materials Storage	Yes	No
55. Are materials protected from weather?	X	
56. Are materials stored away from drain inlets?	X	

	Yes	No
57. Are hazardous materials placed in secondary containment?	X	

Comments:

Conclusions	Yes	No
58. Site in compliance?	X	

Comments:

Acknowledgement of Inspection

Charles Walker, CBO Site Inspector, Bureau Veritas

Alberto Salas, Activity Manager SWPPP, Abener Teyma Mojave

CONSTRUCTION SITE STORMWATER RUNOFF CONTROL INSPECTION FORM

CORRECTIONS REQUIRED PRIOR TO NEXT INSPECTION?	YES	NO	N/A

PROJECT INFORMATION		INSPECTION INFORMATION	
WDID # 6 B 3 6 C 3 6 1 7 2 1		DATE: 6/27/14	TIME: 8:00
NAME: Mojave Solar Project		PRE-STORM / POST-STORM / (WEEKLY) / EXTENDED STORM	
ADDRESS: 42134 Harper Lake Rd, Hinkley, CA 92347		RAIN >1/2": (None) / Light / Moderate / Heavy	
CONTRACTOR: Abener Teyma Mojave		WIND >15mph: None / Light / (Moderate) / Heavy	
ON-SITE CONTACT: Alberto Salas		TEMPERATURE: LOW / HIGH	

INSPECTION CHECKLIST

Stormwater Pollution Prevention Plan	Yes	No
1. Is the SWPPP binder and/or DESCP on site and accessible?	X	
2. Does the site have a WDID No.?	X	
3. Does the SWPPP address the minimum BMP requirements?	X	
4. Are amendments to the SWPPP clearly documented and dated?	X	
5. Is the current SWPPP complete?	X	
6. Does the SWPPP include a current map accurately indicating BMPs installed at the site?	X	
7. Is routine BMP inspection and maintenance documentation on file?	X	

Comments

Supplemental Form Attached? YES NO
NOTE: THE "CONSTRUCTION SITE STORMWATER RUNOFF CONTROL INSPECTION FORM" IS THE ONLY FORM IN USE FOR INSPECTIONS DOCUMENTATION FOR THIS PROJECT.

STORM ACTIVITY:
DEFICIENCIES:

Soil Stabilization Practices	Yes	No
8. Are BMPs implemented on inactive disturbed areas?	X	
9. Are implemented BMPs effectively stabilizing soil?	X	
. Are BMP materials stockpiled and available for use?	X	
11. Was any erosion observed?		X

Comments	
Alpha West	H.T.F. PIPE INSTALLATION
Alpha East	POWER BLOCK CONST.
Beta West	H.T.F. PIPE.
Beta East	POWER BLOCK CONST

Sediment Control Practices	Yes	No
12. Are sediment control BMPs in place and maintained?	X	
13. Are sediment BMPs placed to protect the downstream perimeter of the site?	X	
14. Are the BMPs adequately controlling sediment?	X	
15. Are the storm drain inlets protected? N/A		

Discharge Risk Potential	
Alpha West	NONE
Alpha East	MINOR
Beta West	NONE
Beta East	MINOR

Sediment Discharges

16. Is there evidence that sediment was discharged previously from the site?	(None)	Minor	Major
17. Is sediment currently being discharged from the site?	(None)	Minor	Major

18. Where is sediment currently being discharged? Check all that apply: N/A

19. Other	20. Creek	21. Drain inlet
22. Gutter	23. Drainage Outfall	24. Wetland
25. Vernal Pool	26. Drainage swale	

Tracking Controls	Yes	No
27. Are adjacent roads and construction entrances free of sediment?	X	
28. Are current BMPs effectively preventing tracking of sediment?	X	

Discharge Risk Potential		
(None)	Minor	Major
(None)	Minor	Major

Wind Erosion Controls	Yes	No
29. Are wind erosion controls properly implemented?	X	
30. Are current BMPs adequately preventing wind erosion?	X	
31. Complete the Wind Erosion Violations Section. CHECK ALL THAT APPLY.		

Wind Erosion Violations			
32. Additional water needed.	NO	33. Dust tracking out	N/A
34. Stockpile protection	N/A	35. Loading/ unloading of soil/materials	N/A
36. Airborne or tracked-out lime or cement	N/A	37. Stripped pad	N/A

Comments:

Non-Stormwater Management	Yes	No
38. Are BMPs for non-stormwater discharges properly implemented?	X	
39. Are BMPs adequate for managing non-stormwater discharges?	X	
40. Is there evidence that there has been a non-stormwater discharge?		X
41. Any non-visible pollutant sampling required?		X
42. Complete the Non-Stormwater Corrections Section. CHECK ALL THAT APPLY.	N/A	

Non-Stormwater Corrections	Yes	No	Maintenance Needed
43. Concrete/stucco washout in place?	X		Yes / No X
44. Paint washout in place?	X		Yes / No X
45. Vehicle maintenance in place?	X		Yes / No X
46. Hydrant flushing protection in place?	N/A		
47. Sampling locations noted in SWPPP?	N/A		

Comments:

Waste & Disposal Management	Yes	No
48. Are there containers for construction waste and debris?	X	
49. Is construction debris in waste containers?	X	
50. Is waste adequately covered?	X	
51. Are the current waste management BMPs adequate?	X	

Waste & Disposal Corrections	Yes	No
52. Are portable toilets located 50 ft. from drain inlets?	N/A	
53. Are portable toilets placed behind sidewalks?	N/A	
54. Does advanced water treatment meet discharge standards?	N/A	

Comments:

Materials Storage	Yes	No
55. Are materials protected from weather?	X	
56. Are materials stored away from drain inlets?	X	
57. Are hazardous materials placed in secondary containment?	X	

Comments:

Conclusions	Yes	No
58. Site in compliance?	✓	

Comments:

Acknowledgement of Inspection

Charles Walker, CBO Site Inspector, Bureau Veritas

Alberto Salas, Activity Manager SWPPP, Abener Teyma Mojave

ABENER TEYMA MOJAVE

LETTER OF TRANSMITTAL

Date: June 30, 2014
Subject: Mojave Solar Project
Condition Number: SWAT-2, SWAT-6, SWAT-7
Reference: Final Detection Monitoring and Groundwater Monitoring Network plan
To: Mr. Dale Rundquist, CPM
California Energy Commission

WE ARE SENDING YOU

☒ Attached ☐ Under separate cover via _____ the following items:

☐ Shop Drawings ☐ Prints ☐ Plans ☐ Samples ☐ Specifications
☐ Copy of Letter ☐ Change Order ☐

COPIES	DATE	NO.	DESCRIPTION
1	6/30/14	1	Cover Letter to CEC
1	6/30/14	1	Technical Memo

THESE ARE TRANSMITTED as checked below:

☒ For Approval
☐ For your use
☐ As requested
☐ For review
☐ Approved as submitted
☐ Approved as noted
☐ Returned for corrections
☐ For review and comment

REMARKS _____

COPY TO: File SIGNED BY: Steven Pochmara

Steven Pochmara
ABEINSA EPC

ABENER TEYMA MOJAVE

13911 Park Ave, Suite 208
Victorville, CA 92392
Phone: 480-287-1419

Subject:	Mojave Solar Project (09-AFC-5C)
Condition No.:	SWAT-2, SWAT-6, SWAT-7
Description:	Final Detection Monitoring and Groundwater Monitoring Network plan
Submittal No.:	SWAT2-09-00

June 30, 2014

Mr. Dale Rundquist, CPM
California Energy Commission
1516 Ninth Street (MS-2000)
Sacramento, CA 95814
drundqui@energy.state.ca.us

Dear Mr. Rundquist,

The Mojave Solar project respectively requests approval of the combined proposed final detection monitoring plan (DMP) and groundwater monitoring network (GMN), Included as part of Conditions of Certification SWAT-2, SWAT-6 and SWAT-7. After discussions with CEC water staff, it was determined that both plans could be combined and submitted as one package. Should you have any questions or need any additional information, please don't hesitate to contact me.

Sincerely,



Steven Pochmara
ABEINSA EPC
13911 Park Ave, Suite 208
Victorville, CA 92392

ABENER TEYMA MOJAVE

13911 Park Ave., Suite 208
Victorville, CA 92392
Phone: 480-287-1419

TECHNICAL MEMO

Subject: Mojave Solar Project (09-AFC-5C)
Condition No.: SWAT-2, SWAT-6, SWAT-7
Description: DMP/GMN
Submittal No.: SWAT2-09-00

June 30, 2014

Mr. Dale Rundquist, CPM
California Energy Commission
1516 Ninth Street (MS-2000)
Sacramento, CA 95814
drundqui@energy.state.ca.us

Dear Mr. Rundquist,

In accordance to the CEC Commission decision report Soils&Water-2, Soils&Water-6, and Soils&Water-7 compliances, we are submitting to your office the final combined Detection Monitoring plan (DMP) and Groundwater Monitoring Network plan (GMN) for your review and consideration. For your convenience, I've referenced the compliance below:

SOIL&WATER-2
The project owner shall comply with the Waste Discharge Requirements (WDRs) established in Soil and Water Resources Appendices C, D, and E for the construction and operation of the surface impoundments (evaporation ponds), land treatment units, and storm water management system. These requirements relate to discharges, or potential discharges, of waste that could affect the quality of waters of the state, and were developed in consultation with staff of the State Water Resources Control Board and/or the applicable California Regional Water Quality Control Board (hereafter "Water Boards"). It is the Commission's intent that these requirements be enforceable by both the Commission and the Water Boards. In furtherance of that objective, the Commission hereby delegates the enforcement of these requirements, and associated monitoring, inspection and annual fee collection authority, to the Water Boards. Accordingly, the Commission and the Water Board shall confer with each other and coordinate, as needed, in the enforcement of the requirements. The project owner shall pay the annual waste discharge permit fee associated with this facility to the Water Boards. In addition, the Water Boards may "prescribe" these requirements as waste discharge requirements pursuant to Water Code Section 13263 solely for the purposes of enforcement, monitoring, inspection,

13911 Park Ave., Suite 208
Victorville, CA 92392
Phone: 480-287-1419

and the assessment of annual fees, consistent with Public Resources Code Section 25531, subdivision (c).

Verification: No later than sixty (60) days prior to any wastewater or storm water discharge or use of land treatment units, the AMS project shall provide documentation to the CPM, with copies to the Lahontan RWQCB, demonstrating compliance with the WDRs established in Appendices C, D, and E. Any changes to the design, construction, or operation of the ponds, treatment units, or storm water system shall be requested in writing to the CPM, with copies to the Lahontan RWQCB, and approved by the CPM, in consultation with the Lahontan RWQCB, prior to initiation of any changes. The AMS project shall provide to the CPM, with copies to the Lahontan RWQCB, all monitoring reports required by the WDRs, and fully explain any violations, exceedances, enforcement actions, or corrective actions related to construction or operation of the ponds, treatment units, or storm water system.

SOIL&WATER-6

The project owner shall submit a Groundwater Monitoring and Reporting Plan to the CPM for review and approval. This plan shall consist of two parts as defined by Conditions of Certification SOIL&WATER-6 and -7. SOIL&WATER-6 describes the requirements for establishing a groundwater well monitoring network and monitoring groundwater levels in that network. SOIL&WATER-7 describes the requirements for monitoring groundwater quality in the network. Mitigation for impacts related to project induced groundwater level declines or degradation in groundwater quality are provide in each condition of certification. All work and reporting under these conditions of certification shall be conducted under the supervision of a licensed California professional geologist or engineer. The Groundwater Level Monitoring and Reporting Plan shall provide detailed methodology for monitoring background and site groundwater levels. Monitoring shall include pre-construction, construction, and project operation conditions. The primary objective for the monitoring is to establish a baseline of pre-construction groundwater level trends that can be quantitatively compared against observed and simulated trends near the project pumping wells and near potentially impacted existing wells during project construction and over the life of project operation. The project owner shall:

A. Prior to Project Construction

1. Well Reconnaissance. Conduct a well reconnaissance to investigate and document condition of existing water supply wells within the monitoring area provided access is granted by the well owner). The monitoring area shall be defined by the 20-foot contour of simulated groundwater drawdown induced by AMS project pumping at the end of the project life (as presented in Appendix B Figure Soil and Water 3). Notices shall be sent by registered mail to each well owner identified within monitoring area that provide the following information:

a. A summary of the proposed project with an explanation of how the groundwater levels are expected to be lowered due to the AMS project groundwater pumping;

b. An option for the well owner to be provided a copy of the Groundwater Monitoring and Report Plan as approved by the CPM and all reports prepared in

13911 Park Ave., Suite 208
Victorville, CA 92392
Phone: 480-287-1419

compliance with the CPM-approved plan;
c. The project owner's contact name, address, and telephone where the well owner can obtain more information; and
d. The address and telephone number of the Energy Commission.
2. Monitoring Plan. Submit a Groundwater Level Monitoring and Reporting Plan to the CPM for review and approval at least sixty (60) days prior to construction. This plan shall include at a minimum:
a. The monitoring plan and network of monitoring wells shall make use of two of the four project production wells (once installed), all monitoring wells installed to comply with Waste Discharge Requirements for the evaporation ponds and land treatment unit associated with the project, and the BLM marsh water supply well. In addition, and at least three additional existing wells in the Harper Lake area shall be incorporated into the program. The final well selection shall be based on access being granted by the owners and by BLM and that the wells are deemed by the CPM to be of suitable location and construction to satisfy the requirements for the monitoring program. Some Harper Lake area wells are already monitored, and these wells can be included as part of the network if they meet the objectives of the monitoring program.
b. A scaled map showing the project site, boundary, location of all wells within the monitoring area, and location of wells selected for the monitoring network. The map shall also include relevant natural (e.g., faults, playa lake, etc.) and man-made features that are existing and proposed as part of the AMS project.
c. Available well construction information, drilling and well installation methods, and borehole lithology for all wells in the monitoring area.
d. For monitoring network wells, report the results of a wellhead elevation survey that record: the location and elevation of the well; the location and elevation of the top of the well casing reference point for all water level measurements (the measurement point); and the coordinate system and datum for the survey measurements.
e. A description of how groundwater measurements will be collected and reported. All groundwater level measurements shall be made to the nearest 1/100 of a foot.
f. A description of the groundwater level measurements and reporting protocols and quality assurance/quality control plan.
g. Information about the AMS project wells shall be added to a revised plan submitted to the CPM for review and approval within sixty (60) days after the project wells are installed.
h. A description of the reporting requirements presented below, including a statistical analyses conducted on the data collected, the thresholds employed to determine impact
i. A schedule for measuring water levels in all wells in the monitoring network.
j. The plan shall be signed and stamped by a licensed California professional geologist or engineer.
3. Monitoring. Before the start of project construction, collect groundwater levels from all existing wells within the monitoring network, in accordance with the requirements in the Groundwater Level Monitoring and Reporting Plan, to establish pre-construction conditions.

13911 Park Ave., Suite 208
Victorville, CA 92392
Phone: 480-287-1419

4. Reporting. A report documenting the pre-construction monitoring results shall be submitted to the CPM after measuring groundwater levels in network wells. At a minimum, the report shall contain: a tabular summary of the network wells; the water level measurements; and dates of the water level measurements; diagrams showing water levels in the wells over time (hydrographs); a map of groundwater elevation contours and calculated gradients; and conclusions regarding groundwater level trends and recommendations for future monitoring and the likelihood of potential interferences to existing wells made by a licensed California professional geologist or engineer.

B. During Construction:

5. Collect groundwater levels within the monitoring network on a quarterly basis throughout the construction period. Perform statistical trend analysis for groundwater levels data using linear regression or a non-parametric test such as Kendall-Theil Robust Line, or other appropriate statistical analysis. Assess the significance of apparent trends using appropriate statistical analysis and compare to observed background trends in other monitored wells in the sub-basin.

6. After measuring groundwater levels in network wells, submit to the CPM a report of pre-project groundwater levels, present a summary of available climatic information (monthly average temperature and rainfall records from the nearest weather station), and provide a comparison and assessment of water level data relative to the spatial trends simulated by the USGS Mojave River Basin Model (USGS2001). This report shall also contain a tabular summary of the wells, current and historical water level measurements, and dates of water level measurements; a map of the groundwater elevation contours and calculated gradients; and conclusion and recommendations of a licensed California professional geologist or engineer.

C. During Operation:

7. On a quarterly basis for the first year of operation and semiannually thereafter for the following four years, collect groundwater level measurements from all wells identified in the groundwater monitoring network. Quarterly operational parameters (i.e., pumping rate and days on which pumping occurred) of the groundwater supply wells shall be monitored.

8. On an annual basis, perform statistical trend analysis (using linear regression or a non-parametric test such as Kendall-Theil Robust Line, or other appropriate statistical analysis) on water levels, compare water levels and trends to pre-project conditions, present a summary of available climatic information (monthly average temperature and rainfall records from the nearest weather station), and provide a comparison and assessment of water level data relative to the assumptions and spatial trends simulated by the USGS Mojave River Basin Model (USGS2001). The magnitude and significance of any trends shall be evaluated. Based on comparisons between preproject, project, and background water level trends, the project owner shall estimate the groundwater level change attributed to project pumping. These calculations shall be supported using a tabular summary of the wells, current and historical water level measurements, a map of the groundwater elevation contours; calculated gradients; and conclusion and recommendations of a licensed California professional geologist or engineer.

D. Mitigation:

13911 Park Ave., Suite 208
Victorville, CA 92392
Phone: 480-287-1419

9. If groundwater levels have been lowered more than 20 feet below pre-construction levels in an offsite well and monitoring data indicates the water level decline is attributed to project pumping, then the project owner shall assess the impact to the water column above the pump and well screen and related impact to well yield.

10. Mitigation shall be provided to well owners that experience 20 feet or more of project-induced drawdown if well monitoring data confirms project pumping causes all or a portion of the drawdown and either the previously submerged well screen has been exposed or the well yield or performance has been reduced such that the well fails to meet demand. The type and extent of mitigation shall be determined by the amount of water level decline induced by the project, the type of impact, and site specific well construction and water use characteristics. If an impact is determined to be caused by drawdown from more than one source, the level of mitigation provided shall be proportional to the amount of drawdown induced by the project relative to other sources. In order to be eligible, a well owner must provide documentation of the well location and construction, including pump intake depth, and evidence that the well was constructed in use before project pumping was initiated. The mitigation of impacts shall be determined as follows:

a. Increased Electrical Usage. If project pumping has lowered a well's water levels and increased pumping lifts, increased energy costs shall be calculated. Payment or reimbursement for the increased costs shall be provided at the option of the affected well owner. In the absence of specific electrical use data supplied by the well owner, the following formula shall be used to calculate the additional electrical usage:

Increased Cost for Energy = (change in lift/total hydraulic head) x (total energy consumption times costs/unit of energy)

Where:

change in lift (ft) = calculated change in water level in the well

total hydraulic head (ft) = (elevation head) + (discharge pressure head)

elevation head (ft) = (wellhead discharge pressure gauge elevation) – (water level elevation in well during pumping)

discharge pressure head (ft) = (pressure in pounds per square inch at wellhead discharge gauge) x (2.31 to convert psi to feet of water)

The project owner shall submit to the CPM for review and approval the documentation showing which well owners must be compensated for increased energy costs and that the proposed amount is sufficient compensation to comply with the provisions of this condition.

13911 Park Ave., Suite 208
Victorville, CA 92392
Phone: 480-287-1419

i. Any reimbursements (either lump sum or annual) to impacted well owners shall be only to those well owners whose wells were in service within six months of the Commission decision and within the 20-foot contour interval established in Item A above.
ii. The project owner shall notify all owners of the impacted wells within one month of the CPM approval of the compensation analysis for increase energy costs.
iii. Compensation shall be provided on either a one-time lump-sum basis, or on an annual basis, as described below. Annual Compensation. Compensation provided on an annual basis shall be calculated prospectively for each year by estimating energy costs that will be incurred to provide the additional lift required as a result of the project. With the permission of the impacted well owner, the project owner shall provide energy meters for each well or well field affected by the project. The impacted well owner to receive compensation must provide documentation of energy consumption in the form of meter readings or other verification of fuel consumption. For each year after the first year of operation, the project owner shall include an adjustment for any deviations between projected and actual energy costs for the previous calendar year.
One-Time Lump-Sum Compensation. Compensation provided on a one-time lump-sum basis shall be based on a well-interference analysis, assuming the maximum projectpumping rate of 2,160 AF/y. Compensation associated with increased pumping lift for the life of the project shall be estimated as a lump sum payment as follows:
i. The current cost of energy to the affected party considering time of use or tiers of energy cost applicable to the party's billing of electricity from the utility providing electric service, or a reasonable equivalent if the party independently generates their electricity;
ii. An annual inflation factor for energy cost of 3 percent;
and
iii. A net present value determination assuming a term of 30 years and a discount rate of 9 percent;
b. Well Screen Exposure. If groundwater monitoring data indicate project pumping has lowered water levels below the top of the well screen, and the well yield is shown no longer meet pre-project demand, compensation shall be provided to diagnose and treat and well screen encrustation. Reimbursement shall be provided at an amount equal to the customary local cost of performing the necessary diagnosis and maintenance for well screen fouling. Should well yield reductions reoccur, the project owner shall provide payment or reimbursement for either periodic maintenance throughout the life of the project or replacement of the well.
c. Well Yield. If project pumping has lowered water levels to significantly impact well yield so that it can no longer meet its intended purpose, causes the well to go dry, or cause casing collapse, payment or reimbursement of an amount equal to the cost of deepening or replacing the well shall be provided to accommodate these effects. Payment or reimbursement shall be at an amount equal to the customary local cost of deepening the existing well or constructing a new well of comparable design and yield (only deeper). The demand for water, which determines the required well yield, shall be determined on a per well basis using well owner interviews and field verification of property conditions and water requirements

13911 Park Ave., Suite 208
Victorville, CA 92392
Phone: 480-287-1419

compiled as part of the pre-project well reconnaissance. Well yield shall be considered significantly impacted if it is incapable of meeting 100 percent of the well owner's maximum daily demand and 5-year average annual demand – assuming the pre-project well yield documented by the initial well reconnaissance met or exceeded these yield levels. The contribution of project pumping to observed decreases in observed well yield shall be determined by interpretation of the groundwater monitoring data collected and shall take into consideration the effect of other nearby pumping wells, basin-wide trends, and the condition of the well prior to the commencement of project pumping.

d. The project owner shall notify any owners of the impacted wells within one month of the CPM approval of the compensation analysis.

e. Pump Lowering. In the event that groundwater is lowered as a result of project pumping to an extent where pumps are exposed but well screens remain submerged, the pumps shall be lowered to maintain production in the well. The project shall reimburse the impacted well owner for the costs associated with lowering pumps in proportion to the project's contribution to the lowering of the groundwater table that resulted in the impact.

f. Deepening of Wells. If the groundwater is lowered enough as a result of project pumping that well screens and/or pump intakes are exposed, and pump lowering is not an option, such affected wells shall be deepened or replacement wells constructed. The project shall reimburse the impacted well owner for all costs associated with deepening existing wells or constructing replacement wells in proportion to the project's contribution to the lowering of the water table that resulted in the impact.

E. Monitoring Program Evaluation:

11. After the first five-year operational and monitoring period, and every subsequent 5-year period, the CPM shall evaluate the data and determine if the monitoring program water level measurement frequencies should be revised or eliminated. Revision or elimination of any monitoring program elements shall be based on the consistency of the data collected.

Verification: The project owner shall do all of the following:

1. At least sixty (60) days prior to project construction, the project owner shall submit to the CPM, for review and approval, a comprehensive plan (Groundwater Level Monitoring and Reporting Plan) presenting all the data and information required in Item A above. The project owner shall submit to the both the CPM all calculations and assumptions made in development of the plan.
2. During project construction, the project owner shall submit to the CPM quarterly reports presenting all the data and information required in Item B above. The project owner shall submit to the CPM all calculations and assumptions made in development of the report data and interpretations.
3. No later than sixty (60) days after commencing project operation, the project owner shall provide to the CPM, for review and approval, documentation showing that any mitigation to private well owners during project construction was satisfied, based on the requirements of the property owner as determined by the CPM.
4. During project operation, the project owner shall submit to CPM, applicable quarterly, semi-annual, and annual reports presenting all the data and information required in Item C above. The project owner shall submit to the CPM all calculations

13911 Park Ave., Suite 208
Victorville, CA 92392
Phone: 480-287-1419

and assumptions made in development of report data and interpretations, calculations, and assumptions used in development of any reports.
5. The project owner shall provide mitigation as described in Item D above, if the CPM's inspection of the monitoring information confirms project-induced changes to water levels and water level trends relative to measured preproject water levels, and well yield has been lowered by project pumping. The type and extent of mitigation shall be determined by the amount of water level decline and site-specific well construction and water use characteristics. The mitigation of impacts will be determined as set forth in Item D above.
6. No later than 30 days after CPM approval of the well drawdown analysis, the project owner shall submit to the CPM for review and approval all documentation and calculations describing necessary compensation for energy costs associated with additional lift requirements.
7. The project owner shall submit to the CPM all calculations, along with any letters signed by the well owners indicating agreement with the calculations, and the name and phone numbers of those well owners that do not agree with the calculations.
8. If mitigation includes monetary compensation, the project owner shall provide documentation to the CPM that compensation payments have been made by March 31 of each year of project operation or, if a lump-sum payment is made, payment shall be made by March 31 of the following year. Within 30 days after compensation is paid, the project owner shall submit to the CPM a compliance report describing compensation for increased energy costs necessary to comply with the provisions of this condition.
9. After the first 5-year operational and monitoring period, and every subsequent 5-year period, the project owner shall submit a 5-year monitoring report to the CPM for review and approval. This report shall contain all monitoring data collected and provide a summary of the findings and a recommendation about whether the frequency of water level measurements should be revised or eliminated.
10. During the life of the project, the project owner shall provide to the CPM all monitoring reports, complaints, studies, and other relevant data within 10 days of being received by the project owner.

SOIL&WATER-7
A water quality baseline of pre-construction conditions shall be established for all wells in the monitoring network established by Condition of Certification SOIL&WATER-6, including all monitoring wells that are installed to comply with Waste Discharge Requirements for the evaporation ponds and land treatment unit associated with the project, the existing BLM well and any retrofitted or newly installed BLM marsh water supply well. The primary objectives for the monitoring is to establish pre-construction and project related groundwater quality impacts that can be quantitatively evaluated to avoid, minimize, or mitigate significant adverse impacts to wells in the network from potential degradation in the quality of groundwater.
A. Plan. The project owner shall submit a Groundwater Quality Monitoring and Reporting Plan to the CPM for review and approval at least sixty (60) days prior to

13911 Park Ave., Suite 208
Victorville, CA 92392
Phone: 480-287-1419

project construction. The Groundwater Quality Monitoring and Reporting Plan shall be a part of the Groundwater Monitoring and Reporting Plan required under Condition of Certification SOIL&WATER-6, and shall include at a minimum:

1. A compilation of historical water quality data that can be used to establish baseline water quality conditions and compare with project water quality monitoring.
2. Where insufficient historical water quality data is available, identify additional sampling and analysis that will be completed prior to project construction to establish pre-project trends in water quality.
3. A description of the methodology for monitoring background and groundwater quality in all wells that are within the monitoring network established in Condition of Certification SOIL&WATER-6.
4. A description of the water quality analysis to be conducted on water samples collected from each well in the monitoring network. This description will include the purpose of each water quality analysis.
5. A description of the groundwater sample collection method for each analysis to be performed.
6. A description of the quality assurance/quality control that will be built into the sample collection and reporting protocol.
7. A description of the reporting requirements presented below, including a statistical analyses that will be performed on the data collected and a description of the mitigation that would be required for significant water quality impacts.
8. A schedule for monitoring all wells in the monitoring network.

B. Report During Pre-Construction. At least sixty (60) days prior to project construction, all groundwater quality monitoring data shall be submitted to the CPM for review and approval. The report shall include the following:

9. An assessment of pre-project groundwater quality with groundwater samples analyzed for TDS, chloride, nitrates, major cations and anions, and oxygen-18 and deuterium isotopes. These analyses, and particularly the stable isotope data, can be useful for identifying partially evaporated water sources and assessing their contributions to the quality of water produced by wells.
10. For the BLM marsh water supply well, at least two (2) groundwater samples shall be collected and analyzed for TDS, sodium, selenium, and oxygen-18 and deuterium isotopes. These analyses, and particularly the stable isotope data, can be useful for identifying partially evaporated water sources and assessing their contributions to the quality of water produced by wells.
11. The data shall be tabulated, summarized, and submitted to the CPM for review and approval. The data summary shall include the estimated range (minimum and maximum values), average, and median for each constituent analyzed. The data shall also be analyzed using the Mann-Kendall test for trend to assess whether pre-project water quality trends, if any, are statistically significant.

C. Monitor. During project construction and operation, the project owner shall semi-annually monitor the quality of groundwater semiannually. The monitoring shall include:

12. Collection of groundwater samples from all monitoring network wells and analysis of these samples for TDS, chloride, nitrates, cations and anions, and

13911 Park Ave., Suite 208
Victorville, CA 92392
Phone: 480-287-1419

oxygen-18 and deuterium isotopes. The BLM marsh water supply well shall also be analyzed for sodium and selenium. These analyses, and particularly the stable isotope data, can be useful for identifying partially evaporated water sources and assessing their contributions to the quality of water produced by wells.

D. Reporting During Construction and Operation. During project construction and operation, the project owner shall submit water quality reports semi-annually to the CPM and BLM. The groundwater quality data shall be tabulated, summarized, and analyzed to compare water quality to pre-project conditions. This analysis shall include analyses of trends and for contrast with the pre-project data as follows:

13. Water quality trends shall be analyzed using the Mann-Kendall test. Trends in the data shall be compared and contrasted to pre-project trends, if any.
14. If no significant water quality trends exist in the water quality data or the data set is insufficient to assess trends, the water quality data shall be combined for each well and contrasted to the pre-project well water quality data set.
15. The contrast between pre-project and water quality mean or median concentrations shall be compared using an Analysis of Variance (ANOVA). A parametric ANOVA (for example, an Ftest) can be conducted on the two data sets if the residuals between observed and expected values are normally distributed and have equal variance, or the data can be transformed to an approximately normal distribution. If the data cannot be represented by a normal distribution, then a nonparametric ANOVA shall be conducted (for example, the Kruskal-Wallis test). If a statistically significant difference is identified between the two data sets, the monitoring data are inconsistent with random differences between the pre-project and baseline data indicating a significant water quality impact from project pumping may be occurring.
16. If based on the water quality data the CPM and BLM determines that the quality of the water produced by the marsh water-supply well has been impacted by project pumping (exceeds pre-project constituent concentrations in TDS, chloride, nitrates, sodium, or selenium concentrations for three consecutive years) such that the water quality adversely affects the well's intended purpose, the project owner shall provide treatment or a new water supply to either meet or exceed preproject water quality conditions.

E. Monitoring Program Evaluation. After the first five-year operational and monitoring period, and every subsequent 5-year period, the CPM shall evaluate the data and determine if the groundwater quality data collection frequencies and constituent list monitored should be revised or eliminated. Revision or elimination of any monitoring program elements shall be based on the consistency of the data collected.

Verification: The project owner shall complete the following:

1. At least sixty (60) days prior to construction, a Groundwater Quality Monitoring and Reporting Plan in compliance with Item A shall be submitted to the CPM for review and approval.
2. At least thirty (30) days prior to the start of construction, a pre-construction groundwater quality report in compliance with Item B shall be submitted to the CPM for review and approval.
3. Semi-annually, by March 31 and September 31, the project owner shall submit Groundwater Quality Reports in compliance with Item D to the CPM

ABENER TEYMA MOJAVE

13911 Park Ave., Suite 208
Victorville, CA 92392
Phone: 480-287-1419

for review and approval and to the BLM for review.
4. After the first 5-year operational and monitoring period, and every subsequent 5-year period, the project owner shall submit a 5-year monitoring report to the CPM, for review and approval, that contains all groundwater quality data collected and provides a summary of the findings and a recommendation about whether the frequency of groundwater quality data collection should be revised or eliminated.
5. During the life of the project, the project owner shall provide to the CPM all monitoring reports, complaints, studies, and other relevant data within 10 days of being received by the project owner.

Should you have any questions or comments, please don't hesitate to contact me.

Sincerely,



Steven Pochmara
ABEINSA EPC
13911 Park Ave., Suite 208
Victorville, CA 92392
Cell: (480) 287-1419

"Rundquist, Dale@Energy"
06/17/2014 11:31 AM

Send To	"vernon.leeming@abeinsaepc.abengoa.com" <vernon.leeming@abeinsaepc.abengoa.com>
cc	"ana.iglesias@abeinsaepc.abengoa.com" <ana.iglesias@abeinsaepc.abengoa.com>, "andres.perez@abeinsaepc.abengoa.com" <andres.perez@abeinsaepc.abengoa.com>, "angel.pimentel@abeinsaepc.abengoa.com" <angel.pimentel@abeinsaepc.abengoa.com>, "Dennis,
bcc	
Subject	RE: Mojave Test Waters

Send to: "vernon.leeming@abeinsaepc.abengoa.com" <vernon.leeming@abeinsaepc.abengoa.com>
cc: "ana.iglesias@abeinsaepc.abengoa.com" <ana.iglesias@abeinsaepc.abengoa.com>, "andres.perez@abeinsaepc.abengoa.com" <andres.perez@abeinsaepc.abengoa.com>, "angel.pimentel@abeinsaepc.abengoa.com" <angel.pimentel@abeinsaepc.abengoa.com>, "Dennis,
Subject: RE: Mojave Test Waters

Hi Vernon,
Since this is a schedule change only, staff is in agreement that this change is acceptable.
Thank you,
Dale R.

From: vernon.leeming@abeinsaepc.abengoa.com [mailto:vernon.leeming@abeinsaepc.abengoa.com]
Sent: Tuesday, June 17, 2014 10:39 AM
To: Rundquist, Dale@Energy
Cc: ana.iglesias@abeinsaepc.abengoa.com; andres.perez@abeinsaepc.abengoa.com; angel.pimentel@abeinsaepc.abengoa.com; Dennis, Christopher@Energy; david.trenado@abeinsaepc.abengoa.com; enrique.valades@abeinsaepc.abengoa.com; frances.sanchez@solar.abengoa.com; Frederick.Redell@solar.abengoa.com; holmes.bassette@solar.abengoa.com; ignacio.juarez@abeinsaepc.abengoa.com; jstuede@waterboards.ca.gov; lbruno@abeinsaepc.abengoa.com; mercedes.macias@abeinsaepc.abengoa.com; Steven.Pochmara@abeinsaepc.abengoa.com; Gavigan, Tom@Waterboards; william.grisolia@solar.abengoa.com; ngallo@abeinsaepc.abengoa.com
Subject: RE: Mojave Test Waters
Importance: High

Dale:

We are hereby requesting a modification of this approval as required, based on our new schedule and conditions, as follows:

Request/Schedule:

Cooling Tower/WTP Wastewater (same composition as previously approved)
Approximately 3,267,198 gallons to be applied over 15 days starting June 30th, 2014.

Pipe Cleaning Wastewater:
Pipe Cleaning Wastewater will no longer be used for dust control.

With the previously approved conditions, remaining unchanged as shown below:

Conditions:

1. Site workers are not directly exposed to the wastewater;
2. The wastewater is applied in minimal amounts so that ponding or runoff does not occur; and
3. The use of the wastewater for dust control conforms to the schedule above.

Regards

Vernon Leeming -
Civil Engineering E.I.T.
Permitting

ABEINSA EPC
13911 Park Avenue, Suite 208 Victorville, California 92392
Cell: 661-754-6542 (BB)
vernon.leeming@abeinsaepc.abengoa.com
Eco-Tip: Printing e-mails is usually a waste.

"Rundquist, Dale@Energy"
02/12/2014 02:15 PM

Send To: "vernon.leeming@abeinsaepc.abengoa.com" <vernon.leeming@abeinsaepc.abengoa.com>
cc: "angel.pimentel@abeinsaepc.abengoa.com" <angel.pimentel@abeinsaepc.abengoa.com>, "david.trenado@abeinsaepc.abengoa.com" <david.trenado@abeinsaepc.abengoa.com>, "enrique.valades@abeinsaepc.abengoa.com" <enrique.valades@abeinsaepc.abengoa.com>, "Frederick.Redell@solar.abengoa.com" <Frederick.Redell@solar.abengoa.com>, "ignacio.juarez@abeinsaepc.abengoa.com" <ignacio.juarez@abeinsaepc.abengoa.com>, "lbruno@abeinsaepc.abengoa.com" <lbruno@abeinsaepc.abengoa.com>, "mercedes.macias@abeinsaepc.abengoa.com" <mercedes.macias@abeinsaepc.abengoa.com>, "Gavigan, Tom@Waterboards" <tom.gavigan@waterboards.ca.gov>, "Steven.Pochmara@abeinsaepc.abengoa.com" <Steven.Pochmara@abeinsaepc.abengoa.com>, "andres.perez@abeinsaepc.abengoa.com" <andres.perez@abeinsaepc.abengoa.com>, "ana.iglesias@abeinsaepc.abengoa.com" <ana.iglesias@abeinsaepc.abengoa.com>, "Dennis, Christopher@Energy" <Christopher.Dennis@energy.ca.gov>, "jstuede@waterboards.ca.gov" <jstuede@waterboards.ca.gov>, "frances.sanchez@solar.abengoa.com" <frances.sanchez@solar.abengoa.com>, "holmes.bassette@solar.abengoa.com" <holmes.bassette@solar.abengoa.com>, "william.grisolia@solar.abengoa.com" <william.grisolia@solar.abengoa.com>
Subject: RE: Mojave Test Waters

Hi Vernon,

The request to use the wastewater from the limited cooling tower test and wastewater from pipe cleaning is approved provided the following guidelines are met:

1. Site workers are not directly exposed to the wastewater;
2. The wastewater is applied in minimal amounts so that ponding or runoff does not occur; and

3. The use of the wastewater for dust control conforms to the schedule below.

SCHEDULE

- **Pipe Cleaning Wastewater.**
  - **Approximately 60,644 gallons to be applied over 3 days between March 15 and March 30, 2014.**
- **Cooling Tower Wastewater.**
  - **Approximately 3,267,198 gallons to be applied over 15 days starting May 5, 2014**

Both the Energy Commission staff and the Regional Water Quality Control Board (RWQCB) want to make sure that the proposed schedule for the use of this wastewater for dust control is maintained.

Changes to this schedule must be submitted to the Energy Commission Compliance Project Manager and the RWQCB.

Thank you,
Dale R.

From: vernon.leeming@abeinsaepc.abengoa.com [mailto:vernon.leeming@abeinsaepc.abengoa.com]
Sent: Monday, February 03, 2014 10:26 AM
To: Rundquist, Dale@Energy; Gavigan, Tom@Waterboards; Dennis, Christopher@Energy; jstuede@waterboards.ca.gov
Cc: angel.pimentel@abeinsaepc.abengoa.com; david.trenado@abeinsaepc.abengoa.com; enrique.valades@abeinsaepc.abengoa.com; ignacio.juarez@abeinsaepc.abengoa.com; lbruno@abeinsaepc.abengoa.com; mercedes.macias@abeinsaepc.abengoa.com; Steven.Pochmara@abeinsaepc.abengoa.com; andres.perez@abeinsaepc.abengoa.com; ana.iglesias@abeinsaepc.abengoa.com
Subject: Re: Mojave Test Waters

Good Morning Dale:

In addition to the constituents listed in Steve's previous email, our start up team would like to now if the constituents from our pipe cleaning activities would be able to be used for dust control and/or when the evaporation pond is approved to receive effluents.
Please see pre-operational waste profile below.

TABLE B-14
CATEGORY E - CHELANT CHEMICAL CLEANING WASTES
DESIGNATION - E4 - V665 PREOPERATIONAL

Parameter measured	Average	Maximum	Minimum
Specific gravity	1.014	1.019	1.006
pH	9.3	9.5	9.0
% V665 (total)	6.7	7.2	6.0
% V665 (residual)	0.64	0.85	0.20
Aluminum (Al)	2	3	nd
Arsenic (As)	nd	nd	nd
Boron (B)	4	7	nd
Barium (Ba)	1	1	nd
Calcium (Ca)	4	6	nd
Cadmium (Cd)	nd	1	nd
Cobalt (Co)	nd	1	nd
Chromium (Cr)	1	nd	nd
Copper (Cu)	5	8	nd
Iron (Fe)	2,520	4,220	640
Potassium (K)	nd	nd	nd
Magnesium (Mg)	1	1	nd
Manganese (Mn)	28	45	8
Molybdenum (Mo)	5	12	nd
Sodium (Na)	8	12	nd
Nickel (Ni)	25	40	7
Phosphorus as Phosphate (PO_4)	nd	nd	nd
Lead (Pb)	nd	nd	nd
Sulfur as Sulfate (SO_4)	62	93	nd
Silicon (Si)	13	19	nd
Tin (Sn)	nd	nd	nd
Zinc (Zn)	2	3	nd
Ammonia Nitrogen	10,800	19,500	2,200
Chloride	5	10	nd
Oil and Grease	980	2,940	nd
Phenol	nd	nd	nd
Suspended solids (TSS)	167	200	100
Organic carbon (TOC)	30,350	42,400	6,250
Total cyanide	nd	nd	nd

Notes: nd = none detected (<0.5 mg/L)

All concentration data units are mg/L except for specific gravity, pH, and where Results are based on three undiluted spent-solvent samples.

NOTICE: The information contained in this document is presented in good faith. However, no warranty, expressed or implied, is given nor is freedom from any patent owned by HydroChem Industrial Services, Inc. or by others to be inferred. The results contained in this report are from laboratory tests in controlled environments. These results may not reflect those obtained in an industrial environment, or the results of operations of another industrial cleaning company.

Regards

Vernon Leeming -
Civil Engineering E.I.T.

Permitting

ABEINSA EPC
13911 Park Avenue, Suite 208 Victorville, California 92392
Cell: 661-754-6542 (BB)
vernon.leeming@abeinsaepc.abengoa.com
Eco-Tip: Printing e-mails is usually a waste.

ABEINSA EPC

Steven Pochmara
01/24/2014 07:54 AM

Send To: drundqui@energy.ca.gov, drundqui@energy.ca.gov, "Dennis, Christopher@Energy" <Christopher.Dennis@energy.ca.gov>, Tom Gavigan <TGavigan@waterboards.ca.gov>, jstuede@waterboards.ca.gov
cc: Vernon Leeming/AbeinsaEPC/Abengoa@Abengoa, Mercedes Macias Paris/AbeinsaEPC/Abengoa@Abengoa, Ignacio Juárez de Figueroa Manzano/AbeinsaEPC/Abengoa@Abengoa, Ángel Pimentel Fernández/AbeinsaEPC/Abengoa@Abengoa, Leonardo Bruno Carrero/AbeinsaEPC/Abengoa@Abengoa, Enrique Valades Nieto/AbeinsaEPC/Abengoa@Abengoa, David Trenado Sevillano/AbeinsaEPC/Abengoa@Abengoa
Subject: Mojave Test Waters

Good Morning Gentlemen,
Below I have listed the constituents and their amounts from our test waters for the upcoming cooling tower tests. I would like to know if they are acceptable to use for site dust control. Please let me know, I can be contacted at 480-287-1419 if you would like to discuss.

Waste water	
K (mg/l)	35,51
Na (mg/l)	2.430,84
Mg (mg/l)	75,60
Ca (mg/l)	444,62
CO3 (mg/l)	11,50
HCO3 (mg/l)	598,61
NO3 (mg/l)	54,80
Cl (mg/l)	3.049,22
F (mg/l)	2,80
SO4 (mg/l)	1.822,20
SiO2 (mg/l)	191,04
TDS (mg/l)	8.716,74
pH	7,86
SDI	>7,5

Regards,

Steven Pochmara - Permit Manager

ABENGOA EPC
13911 Park Avenue, Suite 208
Victorville, CA 92392
Cell: +14802871419
Steven.Pochmara@teyma.abengoa.com
www.teyma.com
Eco-Tip: Printing e-mails is usually a waste.

**********Internet Email Confidentiality Footer**********

This email and any files transmitted with it are confidential and intended solely for the use of the organization or individual to whom they are addressed. It is expressly forbidden to retransmit or copy email and/or this attached files without our permission. If you are not the addressee indicated in this message (or responsible for delivery of the message to such person), you may not copy or deliver this message to anyone. In such case, you should destroy this message and kindly notify the sender by reply email. Please advise immediately if you or your employer does not consent to Internet email for messages of this kind. Opinions, conclusions and other information in this message that do not relate to the official business of my firm shall be understood as neither given nor endorsed by it.

****** Confidencialidad de Correo electrónico de Internet ******

Este correo electrónico y cualquier archivo transmitido con el, es confidencial y destinado exclusivamente para el empleo de la organización o el individuo a quien esta dirigido. Esta expresamente prohibido su reenvio o copia del correo electrónico y/o de los archivos anexados sin permiso del remitente. El contenido esta protegido según la regulación sobre la Protección de Datos e Información Personal. Si usted no es el

destinatario indicado en este mensaje (o responsable de la entrega del mensaje a tal persona), no puede copiar, reenviar o entregar este mensaje. En tal caso, usted debe destruir este mensaje y notificar al remitente por el correo electrónico de respuesta. Puede notificar igualmente si no desea recibir correos electrónicos de esta clase. Las opiniones, conclusiones y otra información en este mensaje que no se relaciona con la actividad de la compañía ni serán entendidas como autorizadas por ésta.

**********Internet Email Confidentiality Footer**********

This email and any files transmitted with it are confidential and intended solely for the use of the organization or individual to whom they are addressed. It is expressly forbidden to retransmit or copy email and/or this attached files without our permission. If you are not the addressee indicated in this message (or responsible for delivery of the message to such person), you may not copy or deliver this message to anyone. In such case, you should destroy this message and kindly notify the sender by reply email. Please advise immediately if you or your employer does not consent to Internet email for messages of this kind. Opinions, conclusions and other information in this message that do not relate to the official business of my firm shall be understood as neither given nor endorsed by it.

****** Confidencialidad de Correo electrónico de Internet ******

Este correo electrónico y cualquier archivo transmitido con el, es confidencial y destinado exclusivamente para el empleo de la organización o el individuo a quien esta dirigido. Esta expresamente prohibido su reenvio o copia del correo electrónico y/o de los archivos anexados sin permiso del remitente. El contenido esta protegido según la regulación sobre la Protección de Datos e Información Personal. Si usted no es el destinatario indicado en este mensaje (o responsable de la entrega del mensaje a tal persona), no puede copiar, reenviar o entregar este mensaje. En tal caso, usted debe destruir este mensaje y notificar al remitente por el correo electrónico de respuesta. Puede notificar igualmente si no desea recibir correos electrónicos de esta clase. Las opiniones, conclusiones y otra información en este mensaje que no se relaciona con la actividad de la compañía ni serán entendidas como autorizadas por ésta.

ABENER TEYMA MOJAVE

LETTER OF TRANSMITTAL

Date: June 3, 2014
Subject: Mojave Solar Project
Condition Number: SWAT-2, SWAT-6, SWAT-7
Reference: Detection Monitoring and Groundwater Monitoring Network plan
To: Mr. Dale Rundquist, CPM
California Energy Commission

WE ARE SENDING YOU

☒ Attached ☐ Under separate cover via _____ the following items:

☐ Shop Drawings ☐ Prints ☐ Plans ☐ Samples ☐ Specifications
☐ Copy of Letter ☐ Change Order ☐

COPIES	DATE	NO.	DESCRIPTION
1	6/3/14	1	Cover Letter to CEC
1	6/3/14	1	Technical Memo

THESE ARE TRANSMITTED as checked below:

☒ For Approval
☐ For your use
☐ As requested
☐ For review
☐ Approved as submitted
☐ Approved as noted
☐ Returned for corrections
☐ For review and comment

REMARKS _____

COPY TO: File SIGNED BY: Steven Pochmara

Steven Pochmara
ABEINSA EPC

ABENER TEYMA MOJAVE

13911 Park Ave, Suite 208
Victorville, CA 92392
Phone: 480-287-1419

Subject:	Mojave Solar Project (09-AFC-5C)
Condition No.:	SWAT-2, SWAT-6, SWAT-7
Description:	Detection Monitoring and Groundwater Monitoring Network plan
Submittal No.:	SWAT2-08-00

June 3, 2014

Mr. Dale Rundquist, CPM
California Energy Commission
1516 Ninth Street (MS-2000)
Sacramento, CA 95814
drundqui@energy.state.ca.us

Dear Mr. Rundquist,

The Mojave Solar project respectively requests approval of the combined proposed detection monitoring plan (DMP) and groundwater monitoring network (GMN), Included as part of Conditions of Certification SWAT-2, SWAT-6 and SWAT-7. After discussions with CEC water staff, it was determined that both plans could be combined and submitted as one package. Should you have any questions or need any additional information, please don't hesitate to contact me.

Sincerely,



Steven Pochmara
ABEINSA EPC
13911 Park Ave, Suite 208
Victorville, CA 92392

ABENER TEYMA MOJAVE

13911 Park Ave., Suite 208
Victorville, CA 92392
Phone: 480-287-1419

TECHNICAL MEMO

Subject: Mojave Solar Project (09-AFC-5C)
Condition No.: SWAT-2, SWAT-6, SWAT-7
Description: DMP/GMN
Submittal No.: SWAT2-08-00

June 3, 2014

Mr. Dale Rundquist, CPM
California Energy Commission
1516 Ninth Street (MS-2000)
Sacramento, CA 95814
drundqui@energy.state.ca.us

Dear Mr. Rundquist,

In accordance to the CEC Commission decision report Soils&Water-2, Soils&Water-6, and Soils&Water-7 compliances, we are submitting to your office the combined Detection Monitoring plan (DMP) and Groundwater Monitoring Network plan (GMN) for your review and consideration. For your convenience, I've referenced the compliance below:

SOIL&WATER-2
The project owner shall comply with the Waste Discharge Requirements (WDRs) established in Soil and Water Resources Appendices C, D, and E for the construction and operation of the surface impoundments (evaporation ponds), land treatment units, and storm water management system. These requirements relate to discharges, or potential discharges, of waste that could affect the quality of waters of the state, and were developed in consultation with staff of the State Water Resources Control Board and/or the applicable California Regional Water Quality Control Board (hereafter "Water Boards"). It is the Commission's intent that these requirements be enforceable by both the Commission and the Water Boards. In furtherance of that objective, the Commission hereby delegates the enforcement of these requirements, and associated monitoring, inspection and annual fee collection authority, to the Water Boards. Accordingly, the Commission and the Water Board shall confer with each other and coordinate, as needed, in the enforcement of the requirements. The project owner shall pay the annual waste discharge permit fee associated with this facility to the Water Boards. In addition, the Water Boards may "prescribe" these requirements as waste discharge requirements pursuant to Water Code Section 13263 solely for the purposes of enforcement, monitoring, inspection,

13911 Park Ave., Suite 208
Victorville, CA 92392
Phone: 480-287-1419

and the assessment of annual fees, consistent with Public Resources Code Section 25531, subdivision (c).

Verification: No later than sixty (60) days prior to any wastewater or storm water discharge or use of land treatment units, the AMS project shall provide documentation to the CPM, with copies to the Lahontan RWQCB, demonstrating compliance with the WDRs established in Appendices C, D, and E. Any changes to the design, construction, or operation of the ponds, treatment units, or storm water system shall be requested in writing to the CPM, with copies to the Lahontan RWQCB, and approved by the CPM, in consultation with the Lahontan RWQCB, prior to initiation of any changes. The AMS project shall provide to the CPM, with copies to the Lahontan RWQCB, all monitoring reports required by the WDRs, and fully explain any violations, exceedances, enforcement actions, or corrective actions related to construction or operation of the ponds, treatment units, or storm water system.

SOIL&WATER-6

The project owner shall submit a Groundwater Monitoring and Reporting Plan to the CPM for review and approval. This plan shall consist of two parts as defined by Conditions of Certification SOIL&WATER-6 and -7. SOIL&WATER-6 describes the requirements for establishing a groundwater well monitoring network and monitoring groundwater levels in that network. SOIL&WATER-7 describes the requirements for monitoring groundwater quality in the network. Mitigation for impacts related to project induced groundwater level declines or degradation in groundwater quality are provide in each condition of certification. All work and reporting under these conditions of certification shall be conducted under the supervision of a licensed California professional geologist or engineer. The Groundwater Level Monitoring and Reporting Plan shall provide detailed methodology for monitoring background and site groundwater levels. Monitoring shall include pre-construction, construction, and project operation conditions. The primary objective for the monitoring is to establish a baseline of pre-construction groundwater level trends that can be quantitatively compared against observed and simulated trends near the project pumping wells and near potentially impacted existing wells during project construction and over the life of project operation. The project owner shall:

A. Prior to Project Construction

1. Well Reconnaissance. Conduct a well reconnaissance to investigate and document condition of existing water supply wells within the monitoring area provided access is granted by the well owner). The monitoring area shall be defined by the 20-foot contour of simulated groundwater drawdown induced by AMS project pumping at the end of the project life (as presented in Appendix B Figure Soil and Water 3). Notices shall be sent by registered mail to each well owner identified within monitoring area that provide the following information:

a. A summary of the proposed project with an explanation of how the groundwater levels are expected to be lowered due to the AMS project groundwater pumping;

b. An option for the well owner to be provided a copy of the Groundwater Monitoring and Report Plan as approved by the CPM and all reports prepared in

13911 Park Ave., Suite 208
Victorville, CA 92392
Phone: 480-287-1419

compliance with the CPM-approved plan;
c. The project owner's contact name, address, and telephone where the well owner can obtain more information; and
d. The address and telephone number of the Energy Commission.
2. Monitoring Plan. Submit a Groundwater Level Monitoring and Reporting Plan to the CPM for review and approval at least sixty (60) days prior to construction. This plan shall include at a minimum:
a. The monitoring plan and network of monitoring wells shall make use of two of the four project production wells (once installed), all monitoring wells installed to comply with Waste Discharge Requirements for the evaporation ponds and land treatment unit associated with the project, and the BLM marsh water supply well. In addition, and at least three additional existing wells in the Harper Lake area shall be incorporated into the program. The final well selection shall be based on access being granted by the owners and by BLM and that the wells are deemed by the CPM to be of suitable location and construction to satisfy the requirements for the monitoring program. Some Harper Lake area wells are already monitored, and these wells can be included as part of the network if they meet the objectives of the monitoring program.
b. A scaled map showing the project site, boundary, location of all wells within the monitoring area, and location of wells selected for the monitoring network. The map shall also include relevant natural (e.g., faults, playa lake, etc.) and man-made features that are existing and proposed as part of the AMS project.
c. Available well construction information, drilling and well installation methods, and borehole lithology for all wells in the monitoring area.
d. For monitoring network wells, report the results of a wellhead elevation survey that record: the location and elevation of the well; the location and elevation of the top of the well casing reference point for all water level measurements (the measurement point); and the coordinate system and datum for the survey measurements.
e. A description of how groundwater measurements will be collected and reported. All groundwater level measurements shall be made to the nearest 1/100 of a foot.
f. A description of the groundwater level measurements and reporting protocols and quality assurance/quality control plan.
g. Information about the AMS project wells shall be added to a revised plan submitted to the CPM for review and approval within sixty (60) days after the project wells are installed.
h. A description of the reporting requirements presented below, including a statistical analyses conducted on the data collected, the thresholds employed to determine impact
i. A schedule for measuring water levels in all wells in the monitoring network.
j. The plan shall be signed and stamped by a licensed California professional geologist or engineer.
3. Monitoring. Before the start of project construction, collect groundwater levels from all existing wells within the monitoring network, in accordance with the requirements in the Groundwater Level Monitoring and Reporting Plan, to establish pre-construction conditions.

13911 Park Ave., Suite 208
Victorville, CA 92392
Phone: 480-287-1419

4. Reporting. A report documenting the pre-construction monitoring results shall be submitted to the CPM after measuring groundwater levels in network wells. At a minimum, the report shall contain: a tabular summary of the network wells; the water level measurements; and dates of the water level measurements; diagrams showing water levels in the wells over time (hydrographs); a map of groundwater elevation contours and calculated gradients; and conclusions regarding groundwater level trends and recommendations for future monitoring and the likelihood of potential interferences to existing wells made by a licensed California professional geologist or engineer.

B. During Construction:

5. Collect groundwater levels within the monitoring network on a quarterly basis throughout the construction period. Perform statistical trend analysis for groundwater levels data using linear regression or a non-parametric test such as Kendall-Theil Robust Line, or other appropriate statistical analysis. Assess the significance of apparent trends using appropriate statistical analysis and compare to observed background trends in other monitored wells in the sub-basin.

6. After measuring groundwater levels in network wells, submit to the CPM a report of pre-project groundwater levels, present a summary of available climatic information (monthly average temperature and rainfall records from the nearest weather station), and provide a comparison and assessment of water level data relative to the spatial trends simulated by the USGS Mojave River Basin Model (USGS2001). This report shall also contain a tabular summary of the wells, current and historical water level measurements, and dates of water level measurements; a map of the groundwater elevation contours and calculated gradients; and conclusion and recommendations of a licensed California professional geologist or engineer.

C. During Operation:

7. On a quarterly basis for the first year of operation and semiannually thereafter for the following four years, collect groundwater level measurements from all wells identified in the groundwater monitoring network. Quarterly operational parameters (i.e., pumping rate and days on which pumping occurred) of the groundwater supply wells shall be monitored.

8. On an annual basis, perform statistical trend analysis (using linear regression or a non-parametric test such as Kendall-Theil Robust Line, or other appropriate statistical analysis) on water levels, compare water levels and trends to pre-project conditions, present a summary of available climatic information (monthly average temperature and rainfall records from the nearest weather station), and provide a comparison and assessment of water level data relative to the assumptions and spatial trends simulated by the USGS Mojave River Basin Model (USGS2001). The magnitude and significance of any trends shall be evaluated. Based on comparisons between preproject, project, and background water level trends, the project owner shall estimate the groundwater level change attributed to project pumping. These calculations shall be supported using a tabular summary of the wells, current and historical water level measurements, a map of the groundwater elevation contours; calculated gradients; and conclusion and recommendations of a licensed California professional geologist or engineer.

D. Mitigation:

13911 Park Ave., Suite 208
Victorville, CA 92392
Phone: 480-287-1419

9. If groundwater levels have been lowered more than 20 feet below pre-construction levels in an offsite well and monitoring data indicates the water level decline is attributed to project pumping, then the project owner shall assess the impact to the water column above the pump and well screen and related impact to well yield.

10. Mitigation shall be provided to well owners that experience 20 feet or more of project-induced drawdown if well monitoring data confirms project pumping causes all or a portion of the drawdown and either the previously submerged well screen has been exposed or the well yield or performance has been reduced such that the well fails to meet demand. The type and extent of mitigation shall be determined by the amount of water level decline induced by the project, the type of impact, and site specific well construction and water use characteristics. If an impact is determined to be caused by drawdown from more than one source, the level of mitigation provided shall be proportional to the amount of drawdown induced by the project relative to other sources. In order to be eligible, a well owner must provide documentation of the well location and construction, including pump intake depth, and evidence that the well was constructed in use before project pumping was initiated. The mitigation of impacts shall be determined as follows:

a. Increased Electrical Usage. If project pumping has lowered a well's water levels and increased pumping lifts, increased energy costs shall be calculated. Payment or reimbursement for the increased costs shall be provided at the option of the affected well owner. In the absence of specific electrical use data supplied by the well owner, the following formula shall be used to calculate the additional electrical usage:

Increased Cost for Energy = (change in lift/total hydraulic head) x (total energy consumption times costs/unit of energy)

Where:

change in lift (ft) = calculated change in water level in the well

total hydraulic head (ft) = (elevation head) + (discharge pressure head)

elevation head (ft) = (wellhead discharge pressure gauge elevation) – (water level elevation in well during pumping)

discharge pressure head (ft) = (pressure in pounds per square inch at wellhead discharge gauge) x (2.31 to convert psi to feet of water)

The project owner shall submit to the CPM for review and approval the documentation showing which well owners must be compensated for increased energy costs and that the proposed amount is sufficient compensation to comply with the provisions of this condition.

13911 Park Ave., Suite 208
Victorville, CA 92392
Phone: 480-287-1419

i. Any reimbursements (either lump sum or annual) to impacted well owners shall be only to those well owners whose wells were in service within six months of the Commission decision and within the 20-foot contour interval established in Item A above.
ii. The project owner shall notify all owners of the impacted wells within one month of the CPM approval of the compensation analysis for increase energy costs.
iii. Compensation shall be provided on either a one-time lump-sum basis, or on an annual basis, as described below. Annual Compensation. Compensation provided on an annual basis shall be calculated prospectively for each year by estimating energy costs that will be incurred to provide the additional lift required as a result of the project. With the permission of the impacted well owner, the project owner shall provide energy meters for each well or well field affected by the project. The impacted well owner to receive compensation must provide documentation of energy consumption in the form of meter readings or other verification of fuel consumption. For each year after the first year of operation, the project owner shall include an adjustment for any deviations between projected and actual energy costs for the previous calendar year.
One-Time Lump-Sum Compensation. Compensation provided on a one-time lump-sum basis shall be based on a well-interference analysis, assuming the maximum projectpumping rate of 2,160 AF/y. Compensation associated with increased pumping lift for the life of the project shall be estimated as a lump sum payment as follows:
i. The current cost of energy to the affected party considering time of use or tiers of energy cost applicable to the party's billing of electricity from the utility providing electric service, or a reasonable equivalent if the party independently generates their electricity;
ii. An annual inflation factor for energy cost of 3 percent;
and
iii. A net present value determination assuming a term of 30 years and a discount rate of 9 percent;
b. Well Screen Exposure. If groundwater monitoring data indicate project pumping has lowered water levels below the top of the well screen, and the well yield is shown no longer meet pre-project demand, compensation shall be provided to diagnose and treat and well screen encrustation. Reimbursement shall be provided at an amount equal to the customary local cost of performing the necessary diagnosis and maintenance for well screen fouling. Should well yield reductions reoccur, the project owner shall provide payment or reimbursement for either periodic maintenance throughout the life of the project or replacement of the well.
c. Well Yield. If project pumping has lowered water levels to significantly impact well yield so that it can no longer meet its intended purpose, causes the well to go dry, or cause casing collapse, payment or reimbursement of an amount equal to the cost of deepening or replacing the well shall be provided to accommodate these effects. Payment or reimbursement shall be at an amount equal to the customary local cost of deepening the existing well or constructing a new well of comparable design and yield (only deeper). The demand for water, which determines the required well yield, shall be determined on a per well basis using well owner interviews and field verification of property conditions and water requirements

13911 Park Ave., Suite 208
Victorville, CA 92392
Phone: 480-287-1419

compiled as part of the pre-project well reconnaissance. Well yield shall be considered significantly impacted if it is incapable of meeting 100 percent of the well owner's maximum daily demand and 5-year average annual demand – assuming the pre-project well yield documented by the initial well reconnaissance met or exceeded these yield levels. The contribution of project pumping to observed decreases in observed well yield shall be determined by interpretation of the groundwater monitoring data collected and shall take into consideration the effect of other nearby pumping wells, basin-wide trends, and the condition of the well prior to the commencement of project pumping.

d. The project owner shall notify any owners of the impacted wells within one month of the CPM approval of the compensation analysis.

e. Pump Lowering. In the event that groundwater is lowered as a result of project pumping to an extent where pumps are exposed but well screens remain submerged, the pumps shall be lowered to maintain production in the well. The project shall reimburse the impacted well owner for the costs associated with lowering pumps in proportion to the project's contribution to the lowering of the groundwater table that resulted in the impact.

f. Deepening of Wells. If the groundwater is lowered enough as a result of project pumping that well screens and/or pump intakes are exposed, and pump lowering is not an option, such affected wells shall be deepened or replacement wells constructed. The project shall reimburse the impacted well owner for all costs associated with deepening existing wells or constructing replacement wells in proportion to the project's contribution to the lowering of the water table that resulted in the impact.

E. Monitoring Program Evaluation:

11. After the first five-year operational and monitoring period, and every subsequent 5-year period, the CPM shall evaluate the data and determine if the monitoring program water level measurement frequencies should be revised or eliminated. Revision or elimination of any monitoring program elements shall be based on the consistency of the data collected.

Verification: The project owner shall do all of the following:

1. At least sixty (60) days prior to project construction, the project owner shall submit to the CPM, for review and approval, a comprehensive plan (Groundwater Level Monitoring and Reporting Plan) presenting all the data and information required in Item A above. The project owner shall submit to the both the CPM all calculations and assumptions made in development of the plan.
2. During project construction, the project owner shall submit to the CPM quarterly reports presenting all the data and information required in Item B above. The project owner shall submit to the CPM all calculations and assumptions made in development of the report data and interpretations.
3. No later than sixty (60) days after commencing project operation, the project owner shall provide to the CPM, for review and approval, documentation showing that any mitigation to private well owners during project construction was satisfied, based on the requirements of the property owner as determined by the CPM.
4. During project operation, the project owner shall submit to CPM, applicable quarterly, semi-annual, and annual reports presenting all the data and information required in Item C above. The project owner shall submit to the CPM all calculations

13911 Park Ave., Suite 208
Victorville, CA 92392
Phone: 480-287-1419

and assumptions made in development of report data and interpretations, calculations, and assumptions used in development of any reports.
5. The project owner shall provide mitigation as described in Item D above, if the CPM's inspection of the monitoring information confirms project-induced changes to water levels and water level trends relative to measured preproject water levels, and well yield has been lowered by project pumping. The type and extent of mitigation shall be determined by the amount of water level decline and site-specific well construction and water use characteristics. The mitigation of impacts will be determined as set forth in Item D above.
6. No later than 30 days after CPM approval of the well drawdown analysis, the project owner shall submit to the CPM for review and approval all documentation and calculations describing necessary compensation for energy costs associated with additional lift requirements.
7. The project owner shall submit to the CPM all calculations, along with any letters signed by the well owners indicating agreement with the calculations, and the name and phone numbers of those well owners that do not agree with the calculations.
8. If mitigation includes monetary compensation, the project owner shall provide documentation to the CPM that compensation payments have been made by March 31 of each year of project operation or, if a lump-sum payment is made, payment shall be made by March 31 of the following year. Within 30 days after compensation is paid, the project owner shall submit to the CPM a compliance report describing compensation for increased energy costs necessary to comply with the provisions of this condition.
9. After the first 5-year operational and monitoring period, and every subsequent 5-year period, the project owner shall submit a 5-year monitoring report to the CPM for review and approval. This report shall contain all monitoring data collected and provide a summary of the findings and a recommendation about whether the frequency of water level measurements should be revised or eliminated.
10. During the life of the project, the project owner shall provide to the CPM all monitoring reports, complaints, studies, and other relevant data within 10 days of being received by the project owner.

SOIL&WATER-7
A water quality baseline of pre-construction conditions shall be established for all wells in the monitoring network established by Condition of Certification SOIL&WATER-6, including all monitoring wells that are installed to comply with Waste Discharge Requirements for the evaporation ponds and land treatment unit associated with the project, the existing BLM well and any retrofitted or newly installed BLM marsh water supply well. The primary objectives for the monitoring is to establish pre-construction and project related groundwater quality impacts that can be quantitatively evaluated to avoid, minimize, or mitigate significant adverse impacts to wells in the network from potential degradation in the quality of groundwater.
A. Plan. The project owner shall submit a Groundwater Quality Monitoring and Reporting Plan to the CPM for review and approval at least sixty (60) days prior to

13911 Park Ave., Suite 208
Victorville, CA 92392
Phone: 480-287-1419

project construction. The Groundwater Quality Monitoring and Reporting Plan shall be a part of the Groundwater Monitoring and Reporting Plan required under Condition of Certification SOIL&WATER-6, and shall include at a minimum:

1. A compilation of historical water quality data that can be used to establish baseline water quality conditions and compare with project water quality monitoring.
2. Where insufficient historical water quality data is available, identify additional sampling and analysis that will be completed prior to project construction to establish pre-project trends in water quality.
3. A description of the methodology for monitoring background and groundwater quality in all wells that are within the monitoring network established in Condition of Certification SOIL&WATER-6.
4. A description of the water quality analysis to be conducted on water samples collected from each well in the monitoring network. This description will include the purpose of each water quality analysis.
5. A description of the groundwater sample collection method for each analysis to be performed.
6. A description of the quality assurance/quality control that will be built into the sample collection and reporting protocol.
7. A description of the reporting requirements presented below, including a statistical analyses that will be performed on the data collected and a description of the mitigation that would be required for significant water quality impacts.
8. A schedule for monitoring all wells in the monitoring network.

B. Report During Pre-Construction. At least sixty (60) days prior to project construction, all groundwater quality monitoring data shall be submitted to the CPM for review and approval. The report shall include the following:

9. An assessment of pre-project groundwater quality with groundwater samples analyzed for TDS, chloride, nitrates, major cations and anions, and oxygen-18 and deuterium isotopes. These analyses, and particularly the stable isotope data, can be useful for identifying partially evaporated water sources and assessing their contributions to the quality of water produced by wells.
10. For the BLM marsh water supply well, at least two (2) groundwater samples shall be collected and analyzed for TDS, sodium, selenium, and oxygen-18 and deuterium isotopes. These analyses, and particularly the stable isotope data, can be useful for identifying partially evaporated water sources and assessing their contributions to the quality of water produced by wells.
11. The data shall be tabulated, summarized, and submitted to the CPM for review and approval. The data summary shall include the estimated range (minimum and maximum values), average, and median for each constituent analyzed. The data shall also be analyzed using the Mann-Kendall test for trend to assess whether pre-project water quality trends, if any, are statistically significant.

C. Monitor. During project construction and operation, the project owner shall semi-annually monitor the quality of groundwater semiannually. The monitoring shall include:

12. Collection of groundwater samples from all monitoring network wells and analysis of these samples for TDS, chloride, nitrates, cations and anions, and

13911 Park Ave., Suite 208
Victorville, CA 92392
Phone: 480-287-1419

oxygen-18 and deuterium isotopes. The BLM marsh water supply well shall also be analyzed for sodium and selenium. These analyses, and particularly the stable isotope data, can be useful for identifying partially evaporated water sources and assessing their contributions to the quality of water produced by wells.

D. Reporting During Construction and Operation. During project construction and operation, the project owner shall submit water quality reports semi-annually to the CPM and BLM. The groundwater quality data shall be tabulated, summarized, and analyzed to compare water quality to pre-project conditions. This analysis shall include analyses of trends and for contrast with the pre-project data as follows:

13. Water quality trends shall be analyzed using the Mann-Kendall test. Trends in the data shall be compared and contrasted to pre-project trends, if any.
14. If no significant water quality trends exist in the water quality data or the data set is insufficient to assess trends, the water quality data shall be combined for each well and contrasted to the pre-project well water quality data set.
15. The contrast between pre-project and water quality mean or median concentrations shall be compared using an Analysis of Variance (ANOVA). A parametric ANOVA (for example, an Ftest) can be conducted on the two data sets if the residuals between observed and expected values are normally distributed and have equal variance, or the data can be transformed to an approximately normal distribution. If the data cannot be represented by a normal distribution, then a nonparametric ANOVA shall be conducted (for example, the Kruskal-Wallis test). If a statistically significant difference is identified between the two data sets, the monitoring data are inconsistent with random differences between the pre-project and baseline data indicating a significant water quality impact from project pumping may be occurring.
16. If based on the water quality data the CPM and BLM determines that the quality of the water produced by the marsh water-supply well has been impacted by project pumping (exceeds pre-project constituent concentrations in TDS, chloride, nitrates, sodium, or selenium concentrations for three consecutive years) such that the water quality adversely affects the well's intended purpose, the project owner shall provide treatment or a new water supply to either meet or exceed preproject water quality conditions.

E. Monitoring Program Evaluation. After the first five-year operational and monitoring period, and every subsequent 5-year period, the CPM shall evaluate the data and determine if the groundwater quality data collection frequencies and constituent list monitored should be revised or eliminated. Revision or elimination of any monitoring program elements shall be based on the consistency of the data collected.

Verification: The project owner shall complete the following:

1. At least sixty (60) days prior to construction, a Groundwater Quality Monitoring and Reporting Plan in compliance with Item A shall be submitted to the CPM for review and approval.
2. At least thirty (30) days prior to the start of construction, a pre-construction groundwater quality report in compliance with Item B shall be submitted to the CPM for review and approval.
3. Semi-annually, by March 31 and September 31, the project owner shall submit Groundwater Quality Reports in compliance with Item D to the CPM

ABENER TEYMA MOJAVE

13911 Park Ave., Suite 208
Victorville, CA 92392
Phone: 480-287-1419

for review and approval and to the BLM for review.
4. After the first 5-year operational and monitoring period, and every subsequent 5-year period, the project owner shall submit a 5-year monitoring report to the CPM, for review and approval, that contains all groundwater quality data collected and provides a summary of the findings and a recommendation about whether the frequency of groundwater quality data collection should be revised or eliminated.
5. During the life of the project, the project owner shall provide to the CPM all monitoring reports, complaints, studies, and other relevant data within 10 days of being received by the project owner.

Should you have any questions or comments, please don't hesitate to contact me.

Sincerely,



Steven Pochmara
ABEINSA EPC
13911 Park Ave., Suite 208
Victorville, CA 92392
Cell: (480) 287-1419

Beta #3 Totalizer Reading

Date	Pump Operator	Gallons
6/1/2014	off	0
6/2/2014	Jorge Hernandez	116,950
6/3/2014	Jorge Hernandez	151,600
6/4/2014	Jorge Hernandez	86,700
6/5/2014	Jorge Hernandez	80,500
6/6/2014	off	0
6/7/2014	off	0
6/8/2014	off	0
6/9/2014	Jorge Hernandez	101,500
6/10/2014	Jorge Hernandez	142,300
6/11/2014	Jorge Hernandez	129,300
6/12/2014	Jorge Hernandez	120,700
6/13/2014	off	0
6/14/2014	off	0
6/15/2014	off	0
6/16/2014	off	0
6/17/2014	off	0
6/18/2014	Jorge Hernandez	8,050
6/19/2014	Jorge Hernandez	290,300
6/20/2014	off	0
6/21/2014	off	0
6/22/2014	off	0
6/23/2014	off	0
6/24/2014	off	0
6/25/2014	off	0
6/26/2014	off	0
6/27/2014	off	0
6/28/2014	off	0
6/29/2014	off	0
6/30/2014	off	0
	TOTAL	1,227,900

ABEINSA EPC

David Trenado Sevillano
07/10/2014 03:49 PM

Send To	Steven Pochmara/AbeinsaEPC/Abengoa@Abengoa
cc	Ana Iglesias Herrero/AbeinsaEPC/Abengoa@ABENGOA, John Rusin/AbeinsaEPC/Abengoa@ABENGOA, Kristine Yates/AbeinsaEPC/Abengoa@ABENGOA, Vernon Leeming/AbeinsaEPC/Abengoa@ABENGOA
bcc	
Subject	Re: Production well water use

Send to: Steven Pochmara/AbeinsaEPC/Abengoa@Abengoa
cc: Ana Iglesias Herrero/AbeinsaEPC/Abengoa@ABENGOA, John Rusin/AbeinsaEPC/Abengoa@ABENGOA, Kristine Yates/AbeinsaEPC/Abengoa@ABENGOA, Vernon Leeming/AbeinsaEPC/Abengoa@ABENGOA
Subject: Re: Production well water use

History: This memo has been replied

Steven,

this is the production water from Alpha wells from 05/20 to today:

-Alpha south: 1251.000 gal
-Alpha north: 1194.000 gal

I will provide you that daily log you need from now , right?

Regards,

David Trenado Sevillano - Start up & Commissioning

ABEINSA EPC
Abeinsa EPC - USA
42134 Harper Lake Rd. , Hinkley, CA 92347
Cell: +1 661 300 1721
david.trenado@abeinsaepc.abengoa.com
Eco-Tip: Printing e-mails is usually a waste.

Steven Pochmara | David/Ana, Now that commissioning is in... | 10/07/2014 15:00:15

ABEINSA EPC

Steven Pochmara
10/07/2014 15:00

Para: David Trenado Sevillano/AbeinsaEPC/Abengoa@Abengoa, Ana Iglesias Herrero/AbeinsaEPC/Abengoa@Abengoa
cc: Vernon Leeming/AbeinsaEPC/Abengoa@Abengoa, John Rusin/AbeinsaEPC/Abengoa@Abengoa, Kristine Yates/AbeinsaEPC/Abengoa@ABENGOA
Asunto: Production well water use

David/Ana,
Now that commissioning is in charge of the Alpha production wells , you must provide a daily log of water use and a monthly total. I need you to submit to me so I can include in my monthly compliance report to the CEC. I need the amounts for June for the Alpha

wells (separately if each were used) immediately, thanks.

Regards,

Steven Pochmara - Permit Manager

ABEINSA EPC
13911 Park Avenue, Suite 208
Victorville, CA 92392
Cell: +14802871419
Steven.Pochmara@teyma.abengoa.com
www.teyma.com



LOCATION:
Harperlake Rd - 403500

BARSTOW ROAD YARD
WATER LOAD COUNT

Date 6/30/2014

TRUCKS	DATE	LOADS	ROAD NUMBER	ACTIVEITY CODE
19601	6/9/2014	5	403500010	5445
19601	6/10/2014	5	403500010	5445
19608	6/11/2014	7	403500010	5445
19608	6/12/2014	6	403500010	5445
19608	6/23/2014	1	403500010	5445
19608	6/24/2014	4	403500010	5445
19505	6/24/2014	4	403500010	5445
19608	6/25/2014	4	403500010	5445
19505	6/25/2014	4	403500010	5445
19608	6/26/2014	3	403500010	5445
19505	6/26/2014	3	403500010	5445
	TOTAL OF LOADS	46		

EACH LOAD EQUELS 4,000 GALLONS

184,000 GALLONS OF WATER USED THIS WEEK

Mojave Solar Plant 2x140MW

General

Milestones

Common

Certificate Milestones

General

Activity ID	Activity Description	Orig Dur	Early Start	Early Finish
1HITHPG002	Start foundation of Solar Field	0	07SEP11A	
1HITHPG007	25% of earth movement on Evaporation Ponds	0	01DEC11A	
1HITHPG001	Advance Payment	0	07MAR12A	
1HITHPG003	Start foundation of Factory Building	0	23MAR12A	
1HITHPG004	15% of Total Length of Wind Fence Installed	0	23MAR12A	
1HITHPG005	25% of drill work performed on Water Wells	0	23MAR12A	
1HITHPG006	Start of Water Treatment Tank installation	0	04JUN12A	
1HITHPG008	25% of work performed on Steam Gen foundation	0	13JUN12A	
1HITHPG014	Start erection of field fab HTF Over-flow Tanks	0	16JUL12A	
1HITHPG011	90% of earthmoving complete in Solar Field	0		16JUL12A
1HITHPG010	Start assembly of parabolic troughs	0	23JUL12A	
1HITHPG009	First Factory ready to assemble troughs	0		23JUL12A
1HITHPG013	End Foundation & Basin for Cooling Water Tower	0		31AUG12A
1HITHPG012	Start Foundation installation 230kv Sub-station	0	17SEP12A	
1HITHPG016	On site delivery of Main Transformers	0		24OCT12A
1HITHPG015	25% of Parabolic Troughs assembled	0	13DEC12A	
1HITHPG018	25% of work performed on Turbine Gen Foundation	0	14DEC12A	
1HITHPG017	50% of Parabolic Troughs assembled	0	11MAR13A	
1HITHPG020	On site delivery of Steam Generator (Alpha)	0		30APR13A
1HITHPG022	On site delivery of Steam Generator (Beta)	0		03MAY13A
1HITHPG021	75% of Parabolic Troughs Assembled	0	05JUN13A	
1HITHPG025	End assembly of 203kv Substation	0		15JUL13A
1HITHPG023	100% of Parabolic Troughs assembled	0		13AUG13A
1HITHPG019	On site delivery of one Steam Turbine	0		30AUG13A
1HITHPG024	Start energizing process	0	14NOV13A	
1HITHPG026	Start Filling of HTF Oil (Alfa)	0	17MAR14A	
1HITHPG027	Start Filling of HTF Oil (Beta)	0	17MAR14A	
1HITHPG028	Provisional Completion	0		07JUL14

Customer Milestones

EPC Contract

1HITHCS05	Ecological rehabilitation Desert Tortoise (ASI)	0	10DEC10A	
1HITHCS30	Data for design of Interconnection 230kV LT(ASI)	0	07NOV11A	
1HITHCS40	Intercon. Water Valley S/S work author. (ASI)	0	15JUN12A	
1HITHCS20	Availability of energy 12 kV construction (ASI)	0	27JUL12A	
1HITHCS50	Interc NG RMS work authorization (ASI)	0	01MAR13A	
1HITHCS43	Water Valley S/S Ready for Comm. Test (ASI)	0	31MAY13A	
1HITHCS55	Availability of Natural Gas (ASI)	0	01OCT13A	
1HITHCS45	Availability of 230 kV Energy (ASI)	0	09OCT13A	
1HITHCS70	Availability Truck Cleaning PTC (ASI)	0		28MAR14A

Power Purchase Agreement (PPA)

1HITHCP15	Final Design Complete	0		30APR10A
1HITHCP25	CEC Certificate to Construct and Operate Issued	0	08SEP10A	

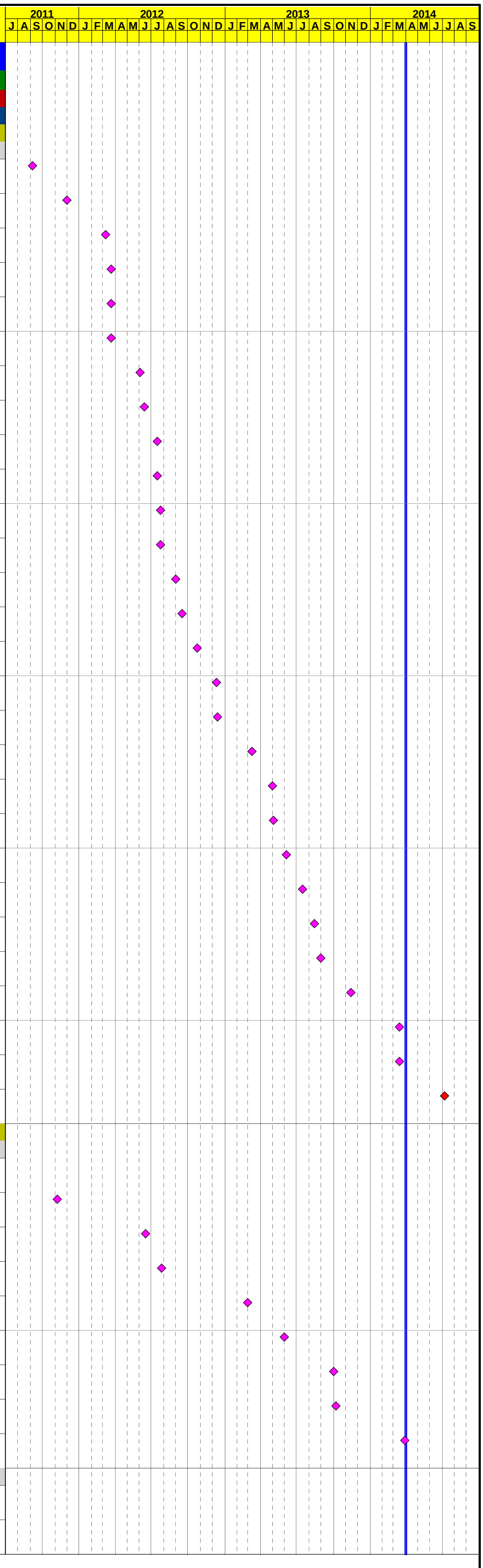

Early Bar
Progress Bar
Critical Activity

Start Date 01OCT10
Finish Date 01FEB18
Data Date 01APR14

MO31

Abener Teyma Mojave
Mojave Solar Plant 2x140MW
Todo Menos Activities Removed

Date	Revision	Checked	Approved
29FEB12	Target 0 Issued. Initial Payment 03.07.12. 28 M	SON	RSM

© Primavera Systems, Inc.

Activity ID	Activity Description	Orig Dur	Early Start	Early Finish
1HITHCP35	Signed LGIA	0	18NOV10A	
1HITHCP45	DOE (FLG) Construction Start Date	0	07SEP11A	
1HITHCP30	Approval of the Power Purchase Agreement	0	28NOV11A	
1HITHCP55	Notice of Orders Placed for Major Equipment	0		27FEB12A
1HITHCP65	Obtain First Funding Necessary to Construct	0	07MAR12A	
1HITHCP75	Guaranteed Construction Start Date	0	08MAR12A	
1HITHCP80	Electrical Interconnection Complete	0		14NOV13A
1HITHCP83	Network Upgrade Completion Date (Spec Prot Sys)	0		30APR14
1HITHCP85	Guaranteed Commercial Operation Date	0	21NOV14	
1HITHCP95	Completion of Network Upgrades (LGIA)	0		01FEB18*
General				
Common				
Procurement				
Civil				
1GENCOC05	P.O. Earthworks	40	01SEP11A	02DEC11A
1GENCOC25	Agreement with CW suppliers	40	05MAR12A	30MAY12A
1GENCOC45	Purchase Order Auxiliary Structures	50	03OCT12A	13NOV13A
Mechanical				
1GENCOM65	P.O. Non HTF Pumps	45	23AUG11A	10MAY12A
1GENCOM85	P.O. Condensate & Receiver Pumps	40	07SEP11A	17MAY12A
1GENCOM35	P.O. HTF Pumps	40	26SEP11A	17MAY12A
1GENCOM30	P.O. Field Assembly Water Tanks	40	11OCT11A	01MAR12A
1GENCOM75	P.O. Small Pumps	40	10AUG12A	30NOV12A
1GENCOM20	P.O. Thermal Insulation	27	12MAR13A	31DEC13A
1GENCOM50	P.O. HTF Piping & Chem. Cleaning, and Steam Blow	43	13AUG13A	14MAR14A
1GENCOM40	P.O. HTF Insulation Issued	0	07OCT13A	
Engineering				
Basic Engineering				
1GENIGB10	Extended Basic Engineering	93	01OCT10A	14DEC12A
1GENIGB20	Quantitative Risk Analysis	45	02MAY12A	23JUL12A
Manufacturing & Supply				
Civil				
1GENFBC25	Manuf & Supply Secondary Structures	94	01MAY13A	26DEC13A
Mechanical				
1GENFBM45	Manuf. & Supply Water Pumps	146	03DEC12A	30AUG13A
1GENFBM55	1st delivery of Water Pumps	0	10JUN13A	
1GENFBM15	Manuf. & Supply Thermal Insulation PB	119	25SEP13A	11APR14
1GENFBM25	Reception First PB Thermal Insulation Material	0	23OCT13A	
Commissioning & Start Up				
General				
1GENPEG33	Spare Parts List sent to the Client	0	07MAR14A	
1GENPEG23	Communication of Planned Performance Test	0	18MAR14A	
1GENPEG63	Training Operation & Maintenance Staff	24	20MAY14	23JUN14
Detail Engineering				
Common				
Procurement				
Detailed Engineering				
1IGDCOD60	P.O. Detail Engineering	30	05OCT11A	20JAN12A
Engineering				
Civil				
1IGDIGC40	Solar Field Supports Drawings Issued for Manufac	20	04APR12A	28DEC12A
1IGDIGC60	Civil Works Design for Solar Field	40	10APR12A	07AUG13A
1IGDIGC10	Underground Infrastructure drawings IfC	80	18APR12A	26JUN13A
1IGDIGC20	Civil Works Design of PB	135	18APR12A	17DEC13A
1IGDIGC50	PB Supports Drawings Issued for Manufacture	20	30APR12A	24JUL13A

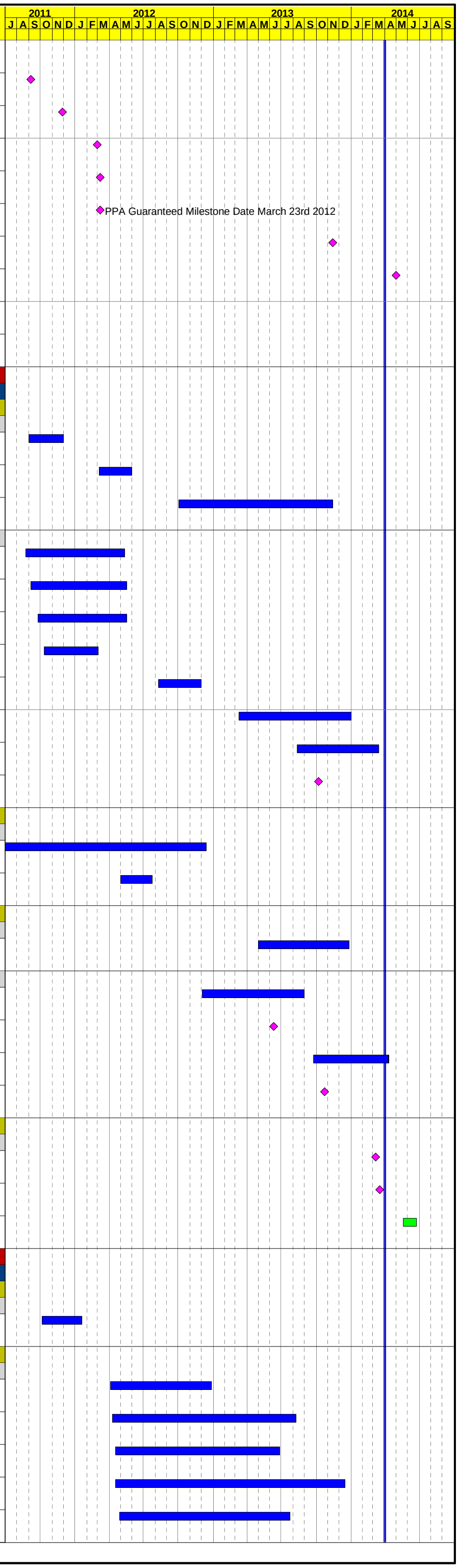

Activity ID	Activity Description	Orig Dur	Early Start	Early Finish
1IGDIGC70	Civil Works Design of PB Piping	40	18JUN12A	25SEP13A
1IGDIGC80	Main Header Supports Issued for Manufacture	0	24AUG12A	
1IGDIGC85	HTF Area Supports Isssued for Manufacture	0	21JUN13A	
1IGDIGC90	Utilities Area Supports Isssued for Manufacture	0	24JUL13A	
1IGDIGC95	Steam Area Supports Isssued for Manufacture	0	24JUL13A	
Mechanical				
1IGDIGM10	3D Model	140	16FEB12A	27JUN13A
1IGDIGM15	Stress Calculation	90	29FEB12A	27JUN13A
1IGDIGM25	Datasheets for Solar Field Valves	40	01MAR12A	31OCT12A
1IGDIGM40	Solar Field Bill of Materials for Purchase	10	01MAR12A	28DEC12A
1IGDIGM55	PB Bill of Material issued for Purchase	10	11APR12A	10JAN13A
1IGDIGM45	Solar Field Isometrics Issued for Construction	20	16APR12A	28DEC12A
1IGDIGM20	Purchase Spec. Mechanical Assembly Solar Field	21	01MAY12A	25JUL12A
1IGDIGM35	Datasheets for PB Valves	40	18JUN12A	07DEC12A
1IGDIGM50	PB Isometrics Issued for Construction	32	20JUN12A	27AUG13A
1IGDIGM30	Purchase Spec.Mechanical Assembly PB	32	01AUG12A	25OCT12A
1IGDIGM60	Issue of Rack Mechanical Assembly Purch. Spec.	0		22AUG12A
1IGDIGM65	HTF PSV's in Power Block Datasheets Issued	0	30NOV12A	
1IGDIGM80	HTF Area Isometrics Issued for Construction Alph	0	21JUN13A	
1IGDIGM85	HTF Area Isometrics Issued for Construction Beta	0	21JUN13A	
1IGDIGM70	Steam Area Isometrics Issue for Construction	0	29JUL13A	
1IGDIGM75	Utilities Area Isometrics Issued for Const.	0	27AUG13A	
Electrical				
1IGDIGE40	Solar Field Electrical and I&C Cables list IfPur	30	13FEB12A	26APR12A
1IGDIGE05	Purchase Specification for Electrical Assembly	30	01MAR12A	18MAR13A
1IGDIGE30	Solar Field Electrical and I&C Drawings IfC	90	01MAR12A	18SEP12A
1IGDIGE160	PB Electrical Drawings Issued for Construction	90	26MAR12A	30AUG13A
1IGDIGE50	PB Electrical Cable List for Purchase	30	14MAY12A	28FEB13A
Instrumentation & Control				
1IGDIGI80	Datasheets for Solar Field Instrumentation	40	29FEB12A	01AUG12A
1IGDIGI70	Datasheets for PB Instrumentation	40	21MAY12A	29MAR13A
1IGDIGI15	Purchase Specification for I&C Assembly	22	21AUG12A	05FEB13A
1IGDIGI180	PB I&C Drawings Issued for Construction	61	10SEP12A	23JUL13A
1IGDIGI90	PB Control Cable List for Purchase	49	15OCT12A	15APR13A
Legalization				
1IGDIGL70	PB Electrical Drawings IFC BV approval	40	01MAR13A	26DEC13A
Collector Temporary Assembly Building (TAB)				
Common				
Procurement				
Mechanical				
1NMCCOM30	P.O. Temporary Assembly Building	40	16MAY11A	02DEC11A
1NMCCOM20	P.O. Assembly Line & Structure Installation	40	26DEC11A	21AUG12A
Engineering				
Civil				
1NMCIGC40	Temporary Assembly Building Engineering	20	05DEC11A	23FEB12A
Manufacturing & Supply				
Mechanical				
1NMCFBM10	Manufacture & Supply PTC Assembly Line Material	30	27FEB12A	14JUN12A
1NMCFBM20	Manufacture & Supply TAB Structure	50	27FEB12A	16MAY12A
1NMCFBM30	Manufacture & Supply TAB Bridge Crane	60	27FEB12A	28JUN12A
Construction				
Civil				
1NMCCNC10	Temporary Assembly Building Foundations	45	14MAR12A	27APR12A

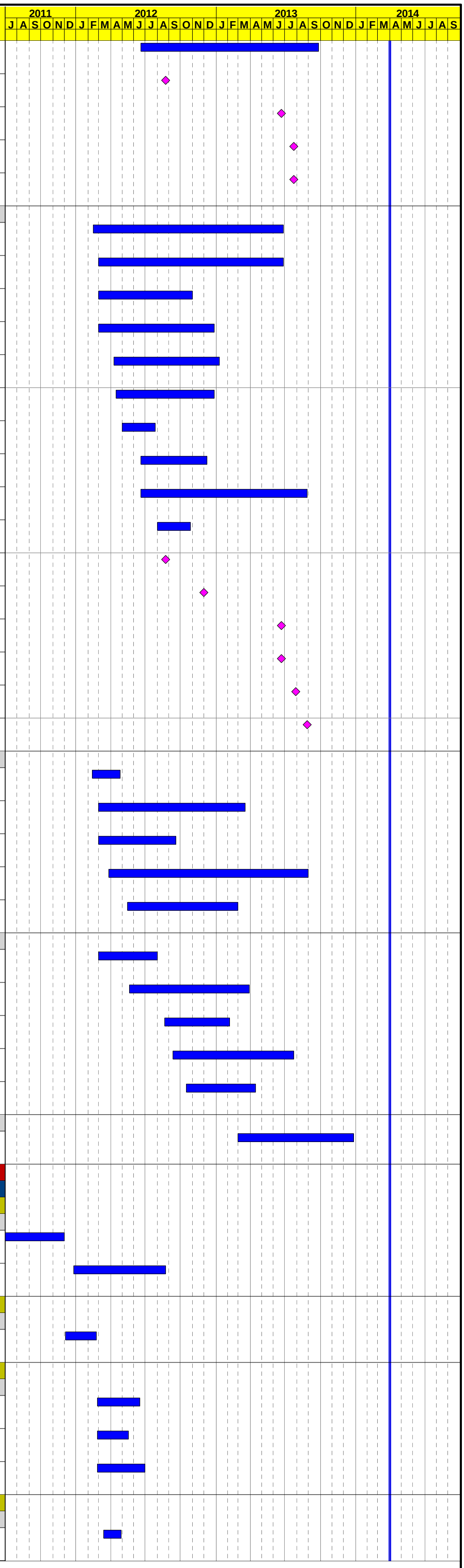

Activity ID	Activity Description	Orig Dur	Early Start	Early Finish
1NMCCNC20	Temporary Assembly Building Structure Erection	50	26APR12A	12JUL12A
Mechanical				
1NMCCNM40	Utilities Installation in TAB	30	07MAY12A	20JUL12A
1NMCCNM30	PTC Assembly Line Installation	30	16MAY12A	20AUG12A
Urbanization				
Common				
Procurement				
Civil				
1URBCOC25	P.O. Earthworks (LNTP)	20	11JUL11A	19AUG11A
1URBCOC15	P.O. Earthworks (FNTP)	40	01NOV11A	02DEC11A
1URBCOC45	P.O. Fencing	40	01DEC11A	11MAY12A
1URBCOC35	P.O. Warehouses and Control Building	40	03JUL12A	02MAY14
1URBCOC55	P.O. of Evaporation Ponds	30	08AUG12A	14MAR13A
Construction				
Civil				
1URBCNC75	Channel Construction	180	22AUG11A	14SEP12A
1URBCNC35	Demolition	100	23SEP11A	10FEB12A
1URBCNC45	Vegetation Clearing	90	23SEP11A	01FEB12A
1URBCNC15	Removal of Asbestos & Other Haz.Materials	60	03OCT11A	03FEB12A
1URBCNC55	Channel Culverts	40	01MAY12A	14SEP12A
1URBCNC65	Barrier Fencing Construction	97	31AUG12A	14MAR13A
1URBCNC25	Perimeter Fencing Construction	91	27SEP12A	29MAR13A
Electrical				
1URBCNE25	12 kV Relocation (ASI)	50	02APR12A	27AUG12A
Alpha				
Construction				
Civil				
1URBCNC15A	Earthworks Alpha	196	22AUG11A	18JUL12A
1URBCNC75A	Solar Field Drainage Alpha	70	26SEP11A	18JUL12A
1URBCNC20A	Block of Power Terrain Preparation Alpha	20	11OCT11A	18NOV11A
1URBCNC05A	Wind Fence Construction Alpha	120	06FEB12A	09NOV12A
1URBCNC65A	Solar Field Roads Alpha	45	01JUN12A	18JUL12A
1URBCNC45A	1st Layer Asphalt in Roads Alpha	20	30OCT12A	30OCT12A
1URBCNC10A	Screen Fencing Construction Alpha	50	03DEC12A	28FEB13A
1URBCNC35A	Finish Empty Areas in PB Alpha	1	06FEB13A	30JAN14A
1URBCNC33A	Evaporation Ponds (No Earthmovement) Alpha	50	28MAR13A	28JAN14A
1URBCNC90A	Warehouse Foundation Alpha	20	01JUL13A	16JUL13A
1URBCNC95A	Warehouse Building Erection Alpha	70	18JUL13A	02JUL14
1URBCNC25A	Urbanization Alpha	80	01AUG13A	29NOV13A
1URBCNC85A	Septic Tank Alpha	16	27FEB14A	25MAR14A
Beta				
Construction				
Civil				
1URBCNC15B	Earthworks Beta	205	01NOV11A	24JUL12A
1URBCNC75B	Solar Field Drainage Beta	70	01DEC11A	24JUL12A
1URBCNC20B	Block of Power Terrain Preparation Beta	20	02DEC11A	15FEB12A
1URBCNC65B	Solar Field Roads Beta	45	01JUN12A	24JUL12A
1URBCNC45B	1st Layer Asphalt in Roads Beta	60	29AUG12A	30OCT12A
1URBCNC05B	Wind Fence Construction Beta	50	01OCT12A	03APR13A
1URBCNC10B	Screen Fencing Construction Beta	50	28NOV12A	13MAR13A
1URBCNC33B	Evaporation Ponds (No Earthmovement) Beta	68	01APR13A	28JAN14A
1URBCNC90B	Warehouse Foundation Beta	20	01JUL13A	16JUL13A
1URBCNC95B	Warehouse Building Erection Beta	70	16JUL13A	03JUL14



Activity ID	Activity Description	Orig Dur	Early Start	Early Finish
1URBCNC25B	Finish Empty Areas in PB Beta	80	01AUG13A	27JUN14
1URBCNC85B	Septic Tank Beta	17	28FEB14A	16APR14
Plant Electrical Interconnection				
Common				
Procurement				
Electrical				
1PEVCOE15	P.O. 242kV Line to Substations	40	05JUL11A	17MAY12A
1PEVCOE85	P.O. Temporary Construction Power	40	13OCT11A	21JUN12A
Manufacturing & Supply				
Electrical				
1PEVFBE95	Manufacture&Supply Temporary Construction Power	75	31OCT11A	08OCT12A
1PEVFBE22	Manufacture & Supply 242kV Line	120	21MAY12A	30APR13A
Construction				
Civil				
1PEVCNC75	Grading & Drainage Sandlot Substation	50	01MAR12A	01MAY12A
1PEVCNC95	Civil Works for Temporary Substation	30	18APR12A	25MAY12A
1PEVCNC85	Civil Works 242kV Line	54	19MAR13A	30APR13A
Electrical				
1PEVCNE105	Installation Temporary Construction Power	15	01JUN12A	25OCT12A
1PEVCNE125	Sandlot Substation Installation (ASI)	139	20JUL12A	19FEB13A
1PEVCNE10	242kV Line Installation	55	20MAR13A	12JUL13A
Commissioning & Start Up				
Electrical				
1PEVPEE115	Start-Up Temporary Construction Power	10	01OCT12A	31MAY13A
1PEVPEE135	Sandlot Substation Commissioning (ASI)	20	07JUN13A	29JUL13A
1PEVPEE10	242kV Line Commissioning	3	01AUG13A	07NOV13A
Solar Field				
Parabolic Trough Collectors				
Common				
Procurement				
Civil				
2CCPCOC30	P.O. PTC Foundations	40	06JUN11A	15NOV11A
2CCPCOC70	P.O. Prefab Solar Field Electrical Buildings	28	31AUG12A	21FEB13A
Mechanical				
2CCPCOM05	P.O. PTC Structure Material	40	03OCT11A	27APR12A
2CCPCOM10	P.O. PTC Mirrors	40	01NOV11A	21MAR12A
2CCPCOM11	P.O. Absorber Tubes	30	01NOV11A	09MAR12A
2CCPCOM20	P.O. Hydraulical Units	40	09DEC11A	04APR12A
Electrical				
2CCPCOE14	P.O. Electrical equipment for SF Buildings	40	03JAN12A	05MAR13A
2CCPCOE20	P.O. Electrical and I&C Cable for Solar Field	25	17APR12A	04SEP12A
2CCPCOE04	P.O. Electrical Installation of Solar Field	35	01JUN12A	18SEP12A
2CCPCOE60	P.O. Grounding Cable for PTC's	30	09AUG12A	04OCT12A
Instrumentation & Control				
2CCPCOI15	P.O. Optics Fiber for Solar Field	25	17APR12A	04SEP12A
2CCPCOI60	P.O. PTC Instruments	30	24JUL12A	28NOV12A
2CCPCOI02	P.O. Solar Field I&C Installation	40	21JAN13A	16MAY13A
Manufacturing & Supply				
Civil				
2CCPFBC80	Prefabrication SF Electrical Buildings	100	22FEB13A	31OCT13A
Mechanical				
2CCPFBM10	Manufacture & Supply Absorber Tubes	350	12MAR12A	29MAR13A
2CCPFBM05	Manufacture & Supply PTC Mirrors	310	22MAR12A	27MAY13A
2CCPFBM15	Manufacture & Supply Hydraulical Units	256	05APR12A	28MAR13A
2CCPFBM02	Manufacture & Supply of PTC Structures	238	30APR12A	28FEB13A
2CCPFBM26	1st Delivery of PTC Structures	0	01JUN12A	
2CCPFBM11	1st Delivery of Absorber Tubes	0	18JUN12A	

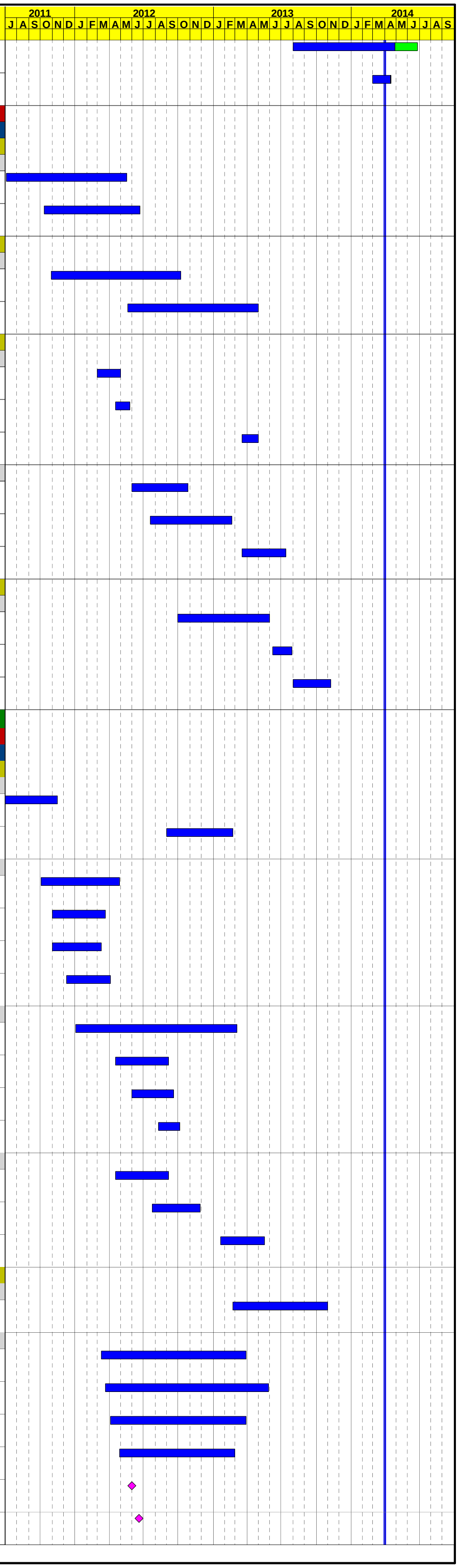

Activity ID	Activity Description	Orig Dur	Early Start	Early Finish
2CCPFBM35	1st Delivery of PTC Mirrors	0	21JUN12A	
2CCPFBM48	Finish PTC Materials Supply	0		27MAY13A
Electrical				
2CCPFBE10	Manufacture&Supply SF Electrical and I&C Cable	30	05SEP12A	26NOV12A
2CCPFBE50	Manufacture & Supply of PTC Grounding Cable	69	05SEP12A	26NOV12A
2CCPFBE33	Manuf. & Supply Electrical equipment SF	121	13MAR13A	30AUG13A
Instrumentation & Control				
2CCPFBI43	Manuf. & Supply+FAT L-3 Control Cabinets for PTC	241	02MAY12A	17JUL13A
2CCPFBI53	Manuf. & Supply+FAT L-2 Control Cabinets SF	121	02MAY12A	19APR13A
2CCPFBI20	Manufacture & Supply PTC Instruments	110	04SEP12A	25MAR13A
2CCPFBI25	Manufacture&Supply Optics Fiber for Solar Field	40	05SEP12A	26NOV12A
2CCPFBI63	1st Delivery of L3 Control Cabinets	0	27FEB13A	
Construction				
Mechanical				
2CCPCNM35	Assembly & Installation of Inner Pylons	212	17JUL12A	09AUG13A
2CCPCNM45	Assembly & Installation of Drive Pylons	212	17JUL12A	09AUG13A
2CCPCNM03	PTC Assembly & Installation on SF	255	24JUL12A	13AUG13A
2CCPCNM10	Absorber Tubes Installation	143	07DEC12A	28AUG13A
Alpha				
Construction				
Civil				
2CCPCNC25A	PTC Interior Foundations Construction Alpha	160	07SEP11A	31OCT12A
2CCPCNC30A	PTC Perimetral Foundations Construction Alpha	60	30NOV11A	31OCT12A
2CCPCNC15A	Foundation SF Electrical Prefab Buildings Alpha	45	26AUG13A	31OCT13A
2CCPCNC45A	SF Electrical Prefab Building Installation Alpha	20	07OCT13A	31OCT13A
Electrical				
2CCPCNE70A	PTC Ground Electrical Cable Installation Alpha	80	07JAN13A	30JUL13A
2CCPCNE95A	PTC Electrical Cable Installation Alpha	96	07JAN13A	18JUN13A
2CCPCNE15A	Secondary Electr. Equipment Installation SF Alph	110	10JUL13A	19MAR14A
Instrumentation & Control				
2CCPCNI30A	Optics Fiber Installation to L-3 Cabinets Alpha	96	07JAN13A	20JUN13A
2CCPCNI05A	PTC Instrument & Cable Installation Alpha	100	24JUN13A	31OCT13A
2CCPCNI15A	PTC L-3 Control Panels Installation Alpha	100	24JUN13A	30AUG13A
2CCPCNI25A	L-2 Control Cabinets Installation in SF Alpha	20	01AUG13A	29AUG13A
Commissioning & Start Up				
Mechanical				
2CCPPEM05A	Calibration of PTC Alpha	60	01AUG13A	31MAR14A
Beta				
Construction				
Civil				
2CCPCNC30B	PTC Perimetral Foundations Construction Beta	60	13FEB12A	29NOV12A
2CCPCNC25B	PTC Interior Foundations Construction Beta	150	14FEB12A	21NOV12A
2CCPCNC15B	Foundation SF Electrical Prefab Buildings Beta	45	26AUG13A	23OCT13A
2CCPCNC45B	SF Electrical Prefab Building Installation Beta	30	07OCT13A	11NOV13A
Mechanical				
2CCPCNM50B	Start of PTC Assembly & Installation on Beta	0	19NOV12A	
Electrical				
2CCPCNE70B	PTC Ground Electrical Cable Installation Beta	90	19DEC12A	30JUL13A
2CCPCNE95B	PTC Electrical Cable Installation Beta	86	19DEC12A	18JUN13A
2CCPCNE15B	Secondary Electr. Equipment Installation SF Beta	110	10JUL13A	26MAR14A
Instrumentation & Control				
2CCPCNI30B	Optics Fiber Installation L-3 Cabinets Beta	86	19DEC12A	21JUN13A
2CCPCNI05B	PTC Instrument & Cable Installation Beta	100	10JUL13A	23OCT13A
2CCPCNI15B	PTC L-3 Control Panels Installation Beta	100	15JUL13A	23OCT13A
2CCPCNI25B	L-2 Control Cabinets Installation in SF Beta	20	01AUG13A	30AUG13A

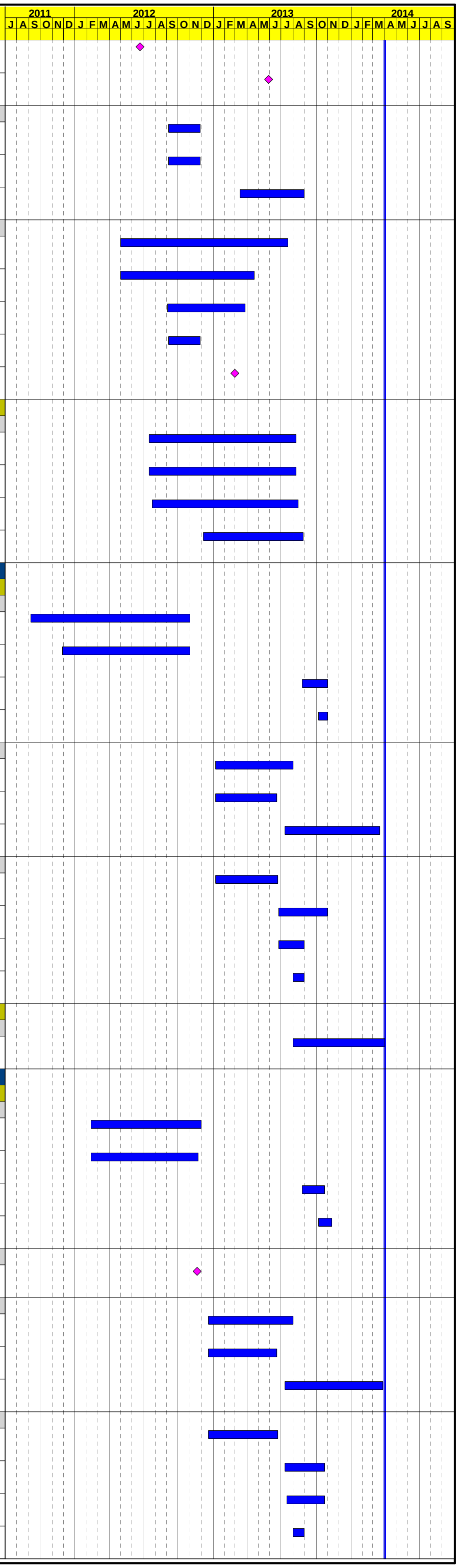

Activity ID	Activity Description	Orig Dur	Early Start	Early Finish
Commissioning & Start Up				
Mechanical				
2CCPPEM05B	Calibration of PTC Beta	60	01AUG13A	31MAR14A
Thermal Fluid Piping				
Common				
Procurement				
Civil				
2TUACOC45	P.O. Piping Foundations in Solar Field	30	09JUL12A	21DEC12A
2TUACOC55	P.O. of HTF Main Header Sleepers Issued	0	26OCT12A	
Mechanical				
2TUACOM30	Purchase Order Flex Hoses	40	01MAR12A	23AUG12A
2TUACOM05	P.O. Pipes & Accessories for Solar Field	30	27APR12A	28FEB13A
2TUACOM45	P.O. Manual and Check Valves for HTF Loops	30	06JUL12A	29NOV12A
2TUACOM15	P.O. Mechanical Assembly of HTF Piping in SF	40	01AUG12A	30NOV12A
2TUACOM50	Purchase of HTF Header Supports	30	15AUG12A	14NOV12A
2TUACOM40	Purchase Order for HTF Supports in Solar Field	30	04SEP12A	27FEB13A
2TUACOM75	P.O. Check Valves HTF Loops	30	24SEP12A	29NOV12A
2TUACOM25	P.O. PTC Loops Pressure Tests	40	01AUG13A	07APR14
Instrumentation & Control				
2TUACOI60	P.O. Valves for Loops	30	01MAR12A	29NOV12A
Manufacturing & Supply				
Mechanical				
2TUAFBM45	Manufacture & Supply Flex Hoses	174	29MAY12A	30APR13A
2TUAFBM15	Manufact&Supply Pipe&Accesories HTF Solar Field	152	13SEP12A	25MAR13A
2TUAFBM35	Manufacture & Supply HTF Pipe Supports in SF	135	15NOV12A	31JUL13A
2TUAFBM55	1st Delivery of Flex Hoses	0	21NOV12A	
2TUAFBM43	Manufacture&Supply Manual Valves HTF SF	129	30NOV12A	31JUL13A
2TUAFBM63	Manufacture & Supply Check Valves HTF Loops	113	30NOV12A	13FEB13A
2TUAFBM60	Manuf & Supply HTF Piping Insulation Solar Field	88	01AUG13A	14APR14
Instrumentation & Control				
2TUAFBI50	Manufacture & Supply HTF Loops Balance Valves	115	30NOV12A	31JUL13A
Alpha				
Construction				
Civil				
2TUACNC05A	Piping Foundations HTF Solar Field Alpha	90	29OCT12A	15JUL13A
Mechanical				
2TUACNM05A	Workshop&on Site Main Header Assembly Alpha	130	28JAN13A	30JAN14A
2TUACNM25A	Workshop & on Site Articulated Piping Ass. Alpha	110	15APR13A	31JAN14A
2TUACNM30A	Workshop & on Site Loops Closing Ass. Alpha	110	15APR13A	31JAN14A
2TUACNM40A	Loops blowing (cleaning) Alpha	60	02SEP13A	31JAN14A
2TUACNM90A	HTF Collector Pipe Hydraulic Test Alpha	50	25OCT13A	18APR14
2TUACNM20A	Insulation Assembly in HTF Piping on SF Alpha	90	29NOV13A	02MAY14
2TUACNM45A	PTC Loops Pressure Test Alpha	40	16DEC13A	02MAY14
2TUACNM35A	Main Header Drying Alpha	48	22JAN14A	28FEB14A
Instrumentation & Control				
2TUACNI15A	Instrument Installation in HTF Loops SF Alpha	65	03JUN13A	29NOV13A
Commissioning & Start Up				
Instrumentation & Control				
2TUAPEI10A	Signal Test of HTF Piping Alpha	31	15APR14	27MAY14
Beta				
Construction				
Civil				
2TUACNC05B	Piping Foundations HTF Solar Field Beta	70	28NOV12A	17JUL13A
Mechanical				
2TUACNM05B	Workshop&on Site Main Header Assembly Beta	110	28JAN13A	30JAN14A
2TUACNM25B	Workshop & on Site Articulated Piping Ass. Beta	110	15APR13A	28FEB14A
2TUACNM30B	Workshop & on Site Loops Closing Ass. Beta	110	15APR13A	11MAR14A

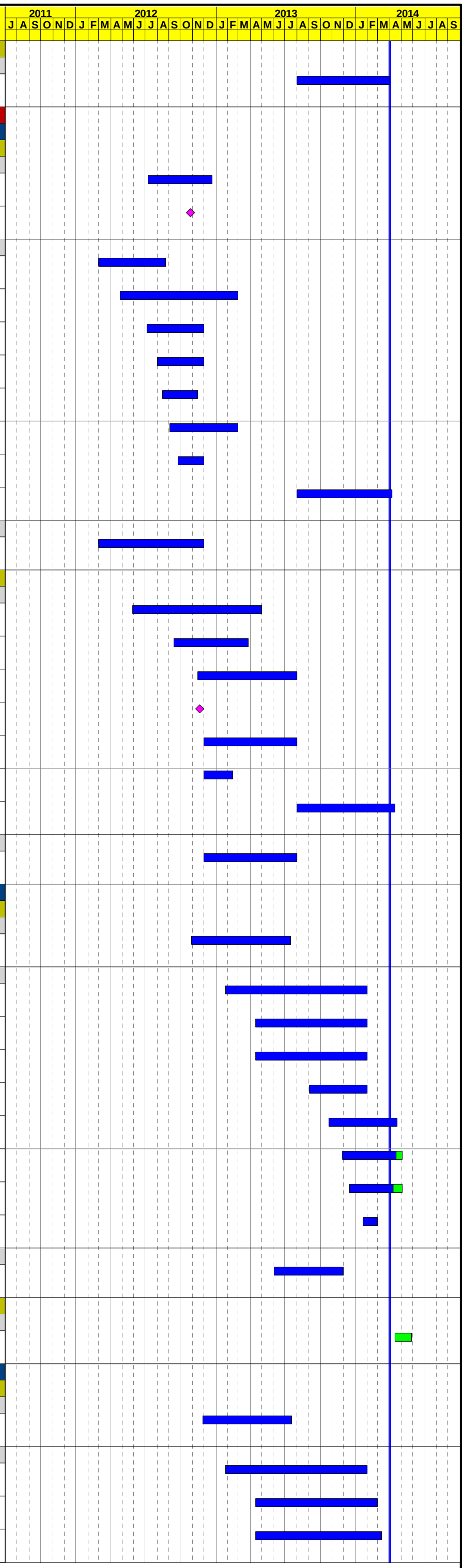

Activity ID	Activity Description	Orig Dur	Early Start	Early Finish
2TUACNM40B	Loops blowing (cleaning) Beta	60	02SEP13A	28FEB14A
2TUACNM90B	HTF Collector Pipe Hydraulic Test Beta	50	18OCT13A	28FEB14A
2TUACNM20B	Insulation Assembly in HTF Piping on SF Beta	90	29NOV13A	01MAY14
2TUACNM45B	PTC Loops Pressure Test Beta	40	16DEC13A	02MAY14
2TUACNM35B	Main Header Drying Beta	28	21JAN14A	28FEB14A
Commissioning & Start Up				
Instrumentation & Control				
2TUAPEI10B	Signal Test of HTF Piping Beta	31	15APR14	27MAY14
Meteorological Station				
Common				
Procurement				
Instrumentation & Control				
2ESMCOI20	P.O. Meteorological Stations	50	15AUG12A	29NOV12A
Manufacturing & Supply				
Instrumentation & Control				
2ESMFBI30	Manufacture & Supply of Meteorological Stations	88	30NOV12A	31JAN14A
Alpha				
Construction				
Civil				
2ESMCNC15A	Civil Works of Meteorological Stations Alpha	25	12DEC13A	30DEC13A
Instrumentation & Control				
2ESMCNI05A	Meteorological Stations Installation Alpha	31	27JAN14A	25MAR14A
Commissioning & Start Up				
Instrumentation & Control				
2ESMPEI10A	Cold Commissioning Meterelogical Stations Alpha	15	24MAR14A	31MAR14A
Beta				
Construction				
Civil				
2ESMCNC15B	Civil Works of Meteorological Stations Beta	25	12DEC13A	30DEC13A
Instrumentation & Control				
2ESMCNI05B	Meteorological Stations Installation Beta	30	27JAN14A	28FEB14A
Commissioning & Start Up				
Instrumentation & Control				
2ESMPEI10B	Cold Commissioning Meteorological Stations Beta	15	24MAR14A	31MAR14A
Block of Power				
Thermal Fluid Storage Area				
Common				
Procurement				
Mechanical				
3ALMCOM15	P.O. HTF Expansion Tanks	40	10AUG11A	15JUN12A
3ALMCOM20	P.O. HTF Scrubbers	30	15NOV11A	30NOV12A
3ALMCOM45	P.O. Heat Transfer Fluid (HTF)	30	12DEC11A	30MAR12A
3ALMCOM10	P.O. HTF Cooler and Ullage Exchanger	30	05MAR12A	02NOV12A
3ALMCOM85	P.O. HTF Filters in PB	40	04JUN12A	18DEC12A
3ALMCOM60	P.O. HTF Valves for Power Block	40	09JUL12A	29NOV12A
3ALMCOM50	P.Order Mechanical Assembly HTF	37	20DEC12A	29MAR13A
3ALMCOM52	P.O. Piping Support HTF in PB	30	27DEC12A	25MAR13A
3ALMCOM70	P.O. HTF PSV's in Power Block Issued	0	27MAR13A	
Instrumentation & Control				
3ALMCOI70	P.O. HTF Pneumatic Valves in Power Block Issued	0		14DEC12A
Engineering				
Civil				
3ALMIGC10	Data Forms & Loads Overflow Tanks	0	27APR12A	
3ALMIGC20	Civil Design Overflow Tanks	33	01MAY12A	22JUN12A
Manufacturing & Supply				
Mechanical				
3ALMFBM40	Manufacture & Supply of HTF (to Logistic Area)	295	12JUL12A	01NOV13A
3ALMFBM15	M&S HTF Cooler and Ullage Exchanger	106	05NOV12A	17JUL13A
3ALMFBM60	Manufacture & Supply of HTF Manual&Check Valves	129	30NOV12A	28FEB14A
3ALMFBM25	M&S HTF Overflow&Ullage Scrubbers	96	03DEC12A	27MAY13A
3ALMFBM70	Manuf. & Supply HTF Safety Valves	162	14MAR13A	31JAN14A

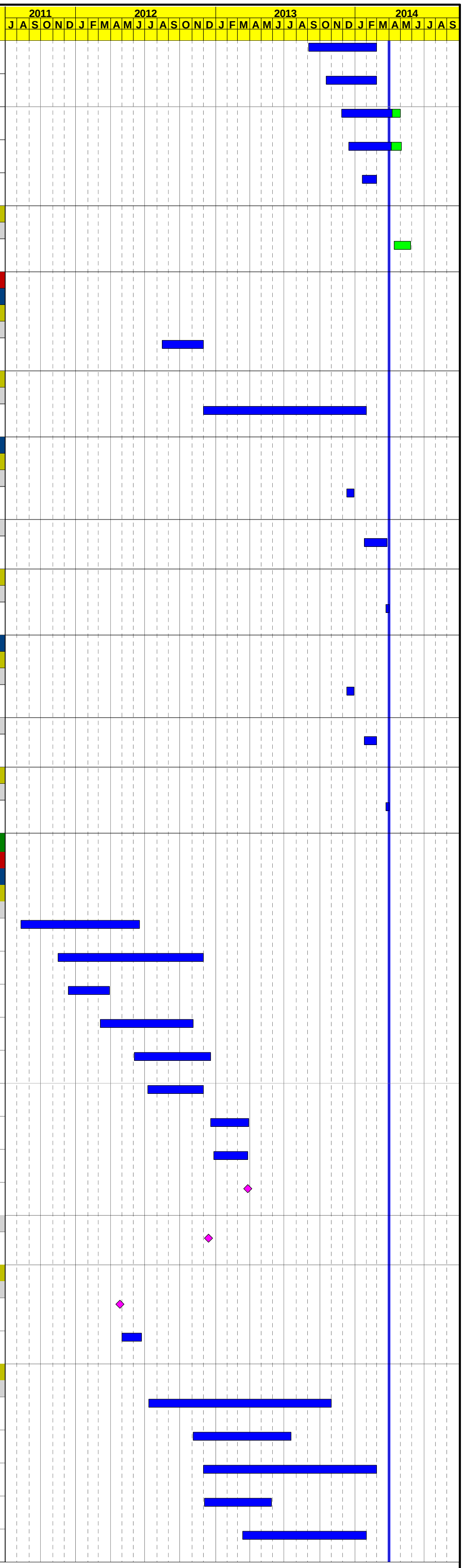

Activity ID	Activity Description	Orig Dur	Early Start	Early Finish
3ALMFBM30	Manufacture & Supply HTF Piping&Accessories	51	20MAR13A	15APR13A
3ALMFBM50	Manufacture & Supply HTF Supports in PB	75	22MAR13A	28FEB14A
3ALMFBM35	Delivery 1st set of HTF Cooler & Ull. Exchanger	0	03JUL13A	
3ALMFBM80	First Delivery of HTF Supports	0	30JUL13A	
Electrical				
3ALMFBE30	Heat Tracing Manufacture & Supply	52	30AUG13A	27MAR14A
3ALMFBE40	First Delivery of Heat Tracing	0	03JAN14A	
Instrumentation & Control				
3ALMFBI50	Manuf. & Supply HTF Pneumatic Valves	110	17DEC12A	14JAN14A
3ALMFBI25	Manufacture & Supply of HTF Instruments	80	01MAR13A	19DEC13A
Alpha				
Manufacturing & Supply				
Mechanical				
3ALMFBM15A	Manufacture & Supply Filling Pumps Alpha	180	01JUN12A	12FEB13A
3ALMFBM20A	Manufacture & Supply Expansion Tanks Alpha	184	18JUN12A	02JUL13A
Construction				
Civil				
3ALMCNC05A	Overflow Tanks Foundation Alpha	30	12JUL12A	17AUG12A
3ALMCNC15A	Expansion Tanks Foundation Alpha	20	26MAR13A	29MAY13A
3ALMCNC45A	HTF Slab Construction Alpha	50	26MAR13A	15AUG13A
3ALMCNC35A	Filling Pumps Foundation Alpha	20	23JUL13A	16AUG13A
Mechanical				
3ALMCNM15A	Overflow Tanks Assembly Alpha	60	04SEP12A	30APR13A
3ALMCNM20A	Hydraulic Test & Dry Overflow Tanks Alpha	15	10APR13A	16APR13A
3ALMCNM60A	Piping Installation in HTF tanks area Alpha	90	17APR13A	11APR14
3ALMCNM55A	Expansion Vessles Installation Alpha	10	12JUN13A	05JUL13A
3ALMCNM25A	Filling Pumps Installation Alpha	10	26SEP13A	30SEP13A
3ALMCNM70A	Overflow Area Heat Exchanger Installation Alpha	5	14OCT13A	18OCT13A
3ALMCNM64A	Insulation HTF Storage Area Alpha	31	30OCT13A	30APR14
3ALMCNM80A	Overflow&Expansion Scrubbers Installation Alpha	10	01NOV13A	15NOV13A
3ALMCNM74A	Hydraulic Test HTF Storage Area Piping Alpha	12	29NOV13A	17APR14
Electrical				
3ALMCNE74A	Electrical Wire &Connection HTF Storage Alpha	12	27JAN14A	11APR14
3ALMCNE10A	Heat Tracing Installation HTF Storage Area Alpha	31	28JAN14A	29MAY14
Instrumentation & Control				
3ALMCNI84A	I&C Inst&Connection HTF Storage Area Alpha	20	30JAN14A	09APR14
Commissioning & Start Up				
Mechanical				
3ALMPEM10A	Filling Pumps Commissioning Alpha	15	14APR14	02MAY14
Electrical				
3ALMPEE20A	Heat Tracing Test&Commissioning HTF Storage Alph	10	20MAY14	03JUN14
Instrumentation & Control				
3ALMPEI10A	Signal Tests HTF Storage Alpha	32	10APR14	23MAY14
Beta				
Manufacturing & Supply				
Mechanical				
3ALMFBM15B	Manufacture & Supply Filling Pumps Beta	180	01JUN12A	12FEB13A
3ALMFBM20B	Manufacture & Supply Expansion Tanks Beta	184	18JUN12A	18JUL13A
Construction				
Civil				
3ALMCNC05B	Overflow Tanks Foundation Beta	30	09JUL12A	17AUG12A
3ALMCNC15B	Expansion Tanks Foundation Beta	20	29MAR13A	31MAY13A
3ALMCNC45B	HTF Slab Construction Beta	50	29MAR13A	22AUG13A
3ALMCNC35B	Filling Pumps Foundation Beta	25	23JUL13A	23AUG13A
Mechanical				
3ALMCNM15B	Overflow Tanks Assembly Beta	60	04SEP12A	17APR13A

Activity ID	Activity Description	Orig Dur	Early Start	Early Finish
3ALMCNM60B	Piping Installation in HTF tanks area Beta	90	17APR13A	09APR14
3ALMCNM20B	Hydraulic Test & Dry Overflow Tanks Beta	15	22APR13A	24APR13A
3ALMCNM55B	Expansion Vessels Installation Beta	10	05JUL13A	18JUL13A
3ALMCNM25B	Filling Pumps Installation Beta	10	26SEP13A	30SEP13A
3ALMCNM70B	Overflow Area Heat Exchanger Installation Beta	5	14OCT13A	18OCT13A
3ALMCNM80B	Overflow&Expansion Scrubber Installation Beta	10	31OCT13A	31OCT13A
3ALMCNM64B	Insulation HTF Storage Area Beta	31	01NOV13A	01MAY14
3ALMCNM74B	Hydraulic Test HTF Storage Area Piping Beta	20	29NOV13A	14APR14
Electrical				
3ALMCNE74B	Electrical Wire &Connection HTF Storage Beta	15	23JAN14A	10APR14
3ALMCNE10B	Heat Tracing Installation HTF Storage Area Beta	19	27JAN14A	27MAY14
Instrumentation & Control				
3ALMCNI84B	I&C Inst&Connection HTF Storage Area Beta	20	30JAN14A	11APR14
Commissioning & Start Up				
Mechanical				
3ALMPEM10B	Filling Pumps Commissioning Beta	15	11APR14	01MAY14
Electrical				
3ALMPEE20B	Heat Tracing Commissioning HTF Storage Beta	17	20MAY14	12JUN14
Instrumentation & Control				
3ALMPEI10B	Signal Tests HTF Storage Beta	30	14APR14	23MAY14
HTF Main System in BoP				
Common				
Procurement				
Mechanical				
3EQBCOM30	P.O. HTF Drain Filters Vessel MV-210	30	09JAN13A	21FEB13A
Electrical				
3EQBCOE20	P.O. HTF Electrical Equip. & Cables Inst.	40	07MAR13A	29NOV13A
3EQBCOE50	P.O. Heat Tracing	35	19MAR13A	29AUG13A
Manufacturing & Supply				
Mechanical				
3EQBFBM63	Manufacture & Supply of HTF Filters	90	19DEC12A	07NOV13A
3EQBFBM10	M&S HTF Drain Filters Vessels MV-210	88	22FEB13A	23AUG13A
Alpha				
Manufacturing & Supply				
Mechanical				
3EQBFBM10A	Manufact&Supply Main Circulation HTF Pumps Alpha	240	11APR12A	14JUN13A
3EQBFBM20A	Manufact&Supply HTF Aux.Recirculation Pump Alpha	190	01JUN12A	12FEB13A
Construction				
Civil				
3EQBCNC05A	Civil Works for HTF Main Pumps Alpha	50	27MAY13A	15NOV13A
Mechanical				
3EQBCNM25A	Piping Installation in HTF Rack&Pumps Alpha	90	17APR13A	24APR14
3EQBCNM80A	Equipment&Piping Insulation HTF Main System Alph	44	01NOV13A	19MAY14
3EQBCNM05A	HTF Main Circulation Pumps Installation Alpha	10	26NOV13A	29NOV13A
3EQBCNM50A	HTF Drain Filters Vessels MV-210 Inst. Alpha	5	27NOV13A	29NOV13A
3EQBCNM15A	HTF Aux. Recirculation Pump Installation Alpha	5	28NOV13A	29NOV13A
3EQBCNM60A	HTF Filters Installation Alpha	5	28NOV13A	29JAN14A
3EQBCNM70A	Hydraulic Test HTF Main System Alpha	6	29JAN14A	25APR14
Electrical				
3EQBCNE05A	Electrical Equipment & Cables Inst. HTF Alpha	24	24JAN14A	24APR14
3EQBCNE25A	Heat Tracing Installation Main HTF System Alpha	20	27JAN14A	23MAY14
Instrumentation & Control				
3EQBCNI05A	I&C Inst&Connection HTF PB Area Alpha	20	28JAN14A	22APR14
Commissioning & Start Up				
Mechanical				
3EQBPEM05A	HTF Main Circulation Pumps Commissioning Alpha	10	22APR14	05MAY14
3EQBPEM25A	HTF Aux. Recirculation Pump Commissioning Alpha	10	22APR14	05MAY14

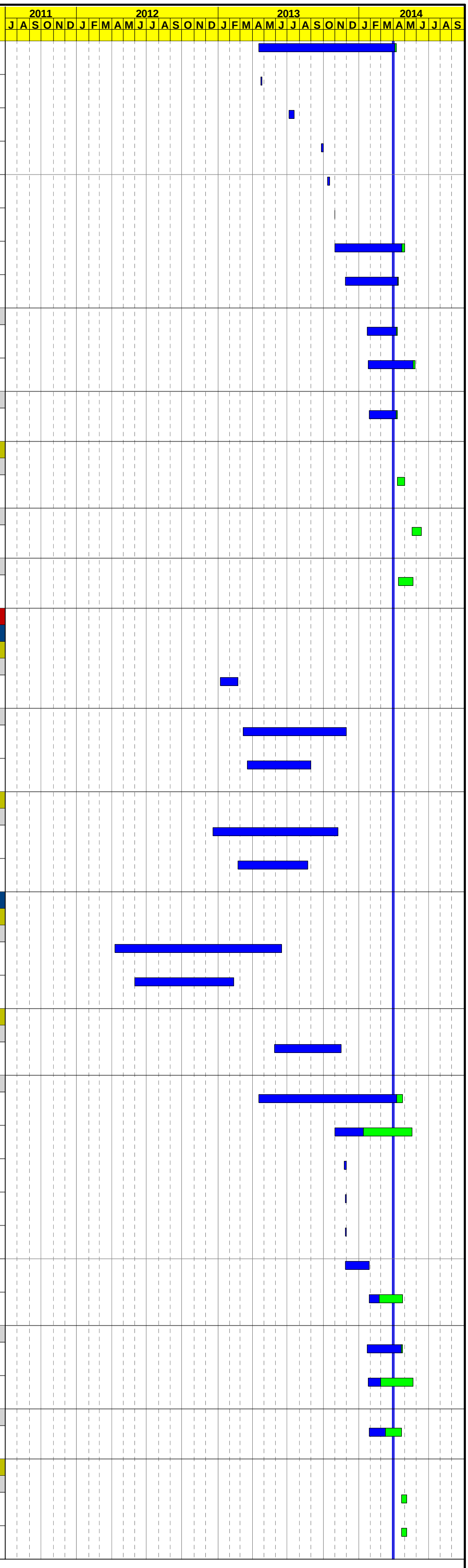

Activity ID	Activity Description	Orig Dur	Early Start	Early Finish
Electrical				
3EQBPEE15A	Heat Tracing Test & Commissioning HTF PB Alpha	4	21APR14	24APR14
Instrumentation & Control				
3EQBPEI05A	Signal Testing for HTF Main System Alpha	20	11APR14	08MAY14
Beta				
Manufacturing & Supply				
Mechanical				
3EQBFBM10B	Manufact.&Supply Main HTF Circulation Pumps Beta	253	11APR12A	14JUN13A
3EQBFBM20B	Manufact&Supply HTF Aux. Recirculation Pump Beta	189	01JUN12A	12FEB13A
Construction				
Civil				
3EQBCNC05B	Civil Works for HTF Main Pumps Beta	50	27MAY13A	22NOV13A
Mechanical				
3EQBCNM25B	Piping Installation in HTF Rack&Pumps Beta	90	17APR13A	25APR14
3EQBCNM80B	Equipment&Piping Insulation HTF Main System Beta	44	01NOV13A	29MAY14
3EQBCNM05B	HTF Main Circulation Pumps Installation Beta	10	26NOV13A	10DEC13A
3EQBCNM60B	HTF Filters Installation Beta	5	28NOV13A	30JAN14A
3EQBCNM15B	HTF Aux. Recirculation Pump Installation Beta	5	17DEC13A	23DEC13A
3EQBCNM70B	Hydraulic Test HTF Main System Beta	9	29JAN14A	02MAY14
3EQBCNM50B	HTF Drain Filters Vessels MV-210 Inst. Beta	0		21JAN14A
Electrical				
3EQBCNE25B	Heat Tracing Installation Main HTF System Beta	23	28JAN14A	29MAY14
3EQBCNE05B	Electrical Equipment&Cables Installation HTF Bet	24	29JAN14A	28APR14
Instrumentation & Control				
3EQBCNI05B	I&C Inst&Connection HTF PB Area Beta	19	27JAN14A	28APR14
Commissioning & Start Up				
Mechanical				
3EQBPEM05B	HTF Main Circulation Pumps Commissioning Beta	10	21APR14	02MAY14
3EQBPEM25B	HTF Aux. Recirculation Pump Commissioning Beta	10	02MAY14	15MAY14
Electrical				
3EQBPEE15B	Heat Tracing Test & Commissioning HTF Main Beta	3	24APR14	28APR14
Instrumentation & Control				
3EQBPEI05B	Signal Testing for HTF Main System Beta	20	07APR14	02MAY14
HTF Ullage System				
Common				
Procurement				
Mechanical				
3ULLCOM15	P.O. Low Boiler Condensate Receiver Vessel	30	07MAR12A	26OCT12A
3ULLCOM05	P.O. Carbon Filter	30	25MAY12A	20DEC12A
Manufacturing & Supply				
Mechanical				
3ULLFBM05	M&S Carbon Filters	80	21DEC12A	08JUL13A
3ULLFBM15	Manufacture Ullage Structure	40	18JUN13A	13SEP13A
Alpha				
Manufacturing & Supply				
Mechanical				
3ULLFBM45A	M&S Ullage Pumps Alpha	90	01JUN12A	12FEB13A
3ULLFBM25A	M&S Low Boiler Condensate Receiver Vessel Alpha	115	29OCT12A	27MAR13A
Construction				
Civil				
3ULLCNC10A	Civil Works Ullage System Alpha	37	10JUL13A	26AUG13A
3ULLCNC20A	Ullage Structure Installation Alpha	45	07OCT13A	22NOV13A
Mechanical				
3ULLCNM40A	Ullage Piping & Accesories Installation+HT Alpha	99	25JUL13A	18APR14
3ULLCNM35A	Ullage Pumps Installation Alpha	5	26SEP13A	30SEP13A
3ULLCNM20A	Installation Ullage Exchanger Alpha	10	16OCT13A	18OCT13A
3ULLCNM30A	Inst. Low Boiler Conden.Receiver Vessel Alpha	5	30OCT13A	31OCT13A
3ULLCNM50A	Ullage Scrubber Installation Alpha	5	20NOV13A	21NOV13A
3ULLCNM10A	Carbon Filter Installation Alpha	5	31DEC13A	29JAN14A

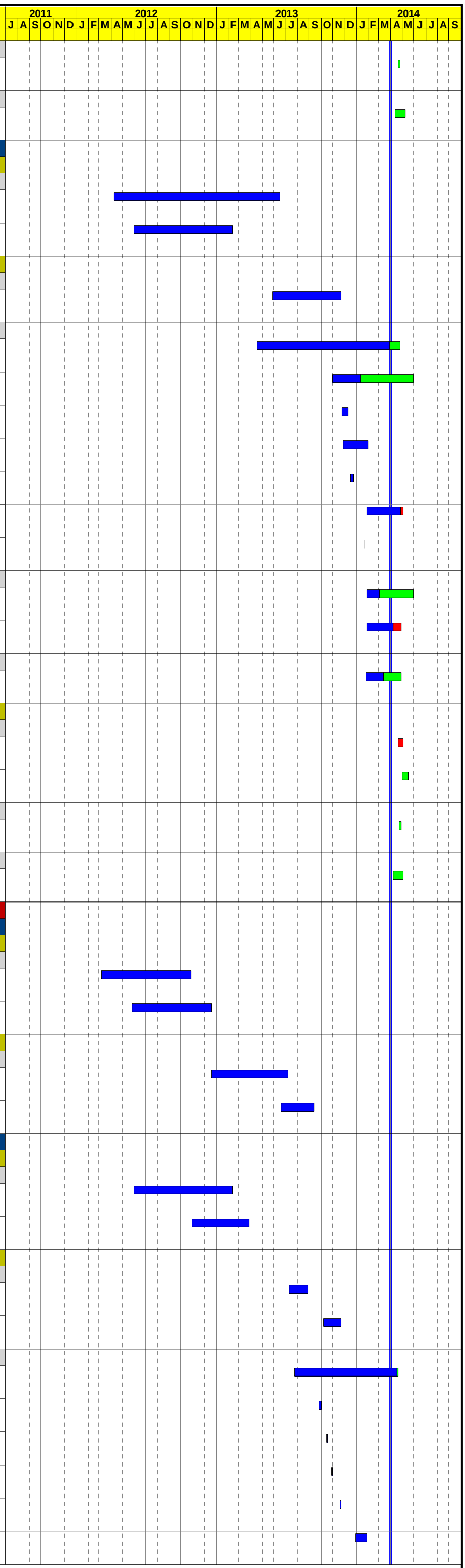

Activity ID	Activity Description	Orig Dur	Early Start	Early Finish
Electrical				
3ULLCNE10A	Electrical Installation Ullage System Alpha	20	30JAN14A	18APR14
Instrumentation & Control				
3ULLCNI20A	Ullage System I&C Installation Alpha	25	23JAN14A	23APR14
Commissioning & Start Up				
Mechanical				
3ULLPEM40A	Ullage Pumps Commissioning Alpha	10	03APR14	16APR14
3ULLPEM30A	Ullage System Start Up Alpha	5	17APR14	23APR14
Beta				
Manufacturing & Supply				
Mechanical				
3ULLFBM45B	M&S Ullage Pumps Beta	90	01JUN12A	12FEB13A
3ULLFBM25B	M&S Low Boiler Condensate Receiver Vessel Beta	115	29OCT12A	27MAR13A
Construction				
Civil				
3ULLCNC10B	Civil Works Ullage System Beta	38	23JUL13A	30AUG13A
3ULLCNC20B	Ullage Structure Installation Beta	45	07OCT13A	22NOV13A
Mechanical				
3ULLCNM40B	Ullage Piping & Accesories Installation+HT Beta	97	25JUL13A	22APR14
3ULLCNM35B	Ullage Pumps Installation Beta	5	26SEP13A	30SEP13A
3ULLCNM20B	Installation Ullage Exchanger Beta	10	16OCT13A	18OCT13A
3ULLCNM30B	Inst. Low Boiler Conden.Receiver Vessel Beta	5	30OCT13A	31OCT13A
3ULLCNM50B	Ullage Scrubber Installation Beta	5	28NOV13A	29NOV13A
3ULLCNM10B	Carbon Filter Installation Beta	5	30DEC13A	30JAN14A
Electrical				
3ULLCNE10B	Electrical Installation Ullage System Beta	20	30JAN14A	17APR14
Instrumentation & Control				
3ULLCNI20B	Ullage System I&C Installation Beta	25	23JAN14A	18APR14
Commissioning & Start Up				
Mechanical				
3ULLPEM40B	Ullage Pumps Commissioning Beta	10	11APR14	24APR14
3ULLPEM30B	Ullage System Start Up Beta	5	25APR14	01MAY14
Steam Generator				
Common				
Procurement				
Mechanical				
3GEVCOM15	P.O. Steam Generator (LNTP)	40	23AUG11A	18NOV11A
3GEVCOM25	P.O. Steam Generator (FNTP)	0	01FEB12A	
3GEVCOM20	P.O. Mechanical Assembly of Steam Generator	40	14DEC12A	21FEB13A
Engineering				
Civil				
3GEVIGC35	Civil Works Engineering Steam Generator	30	29DEC11A	12OCT12A
3GEVIGC25	Delivery Forms & Loads Steam Generator	0	23MAR12A	
Alpha				
Manufacturing & Supply				
Mechanical				
3GEVFBM05A	Manufacture&Supply of Steam Generator Equip.Alph	324	21NOV11A	29APR13A
Construction				
Civil				
3GEVCNC05A	Foundation of Steam Generator Alpha	66	12APR12A	09APR13A
Mechanical				
3GEVCNM25A	Piping & Acc. Interconnection+HT St.Gen. Alpha	70	01MAR13A	31MAR14A
3GEVCNM05A	Equipment Inst. of Steam Generator+HT Alpha	40	12MAR13A	23OCT13A
3GEVCNM35A	Platforms and Ladders Installation Alpha	40	23APR13A	27NOV13A
3GEVCNM45A	Steam Generator Equipment&Piping Insulation Alph	60	26DEC13A	08MAY14
Electrical				
3GEVCNE15A	Electr.Equipment & Cables Inst. Steam Gen. Alpha	25	03FEB14A	24APR14
Instrumentation & Control				
3GEVCNI05A	I&C Installation Steam Generator Alpha	29	30DEC13A	29APR14

Activity ID	Activity Description	Orig Dur	Early Start	Early Finish
Commissioning & Start Up				
Mechanical				
3GEVPEM15A	Precommissioning of Steam Generator Alpha	10	30APR14	13MAY14
Beta				
Manufacturing & Supply				
Mechanical				
3GEVFBM05B	Manufacture&Supply of Steam Generator Equip.Beta	363	21NOV11A	30APR13A
Construction				
Civil				
3GEVCNC05B	Foundation of Steam Generator Beta	66	19APR12A	09APR13A
Mechanical				
3GEVCNM25B	Piping&Acc. Interconnection St.Gen. Piping Beta	70	01MAR13A	31MAR14A
3GEVCNM05B	Equipment Inst. of Steam Generator+HT Beta	60	13MAR13A	25OCT13A
3GEVCNM35B	Platforms and Ladders Installation Beta	40	23APR13A	27NOV13A
3GEVCNM45B	Steam Generator Equipment&Piping Insulation Beta	60	26DEC13A	09MAY14
Electrical				
3GEVCNE15B	Electrical Installation Steam Generator Beta	30	30JAN14A	24APR14
Instrumentation & Control				
3GEVCNI05B	I&C Installation Steam Generator Beta	30	30DEC13A	29APR14
Commissioning & Start Up				
Mechanical				
3GEVPEM15B	Precommissioning of Steam Generator Beta	10	30APR14	13MAY14
Steam Turbine				
Common				
Procurement				
Mechanical				
3TGVCOM05	P. Order Steam Turbine	40	23AUG11A	27DEC11A
3TGVCOM45	P. Order Condenser	40	23AUG11A	28MAR12A
3TGVCOM35	P.O. Steam Turbine Assembly	40	27MAR13A	28JUN13A
3TGVCOM55	P.O. Steam Turbine Piping Assembly	31	07AUG13A	28NOV13A
Engineering				
Civil				
3TGVIGC55	Delivery of Steam Turbine Forms & Loads	0	18MAY12A	
3TGVIGC65	Civil Works Engineering Steam Turbine + BV Appr.	80	21MAY12A	13DEC12A
Alpha				
Manufacturing & Supply				
Mechanical				
3TGVFBM15A	Manufacture & Supply Steam Turbine Alpha	465	28DEC11A	30AUG13A
3TGVFBM20A	Manufacture & Supply of Condenser Alpha	280	30MAR12A	31JUL13A
3TGVFBM30A	Delivery of Condenser First Equipment Alpha	0	14DEC12A	
3TGVFBM25A	Delivery of Steam Turbine Generator Alpha	0	26MAR13A	
3TGVFBM55A	Delivery of ST Control equipment Alpha	0	01MAY13A	
3TGVFBM45A	Delivery of ST Auxiliary Equipments Alpha	0	01JUL13A	
3TGVFBM35A	Delivery of HP Turbine Section Alpha	0	29JUL13A	
Construction				
Civil				
3TGVCNC05A	Foundation Steam Turbine & Equipment Alpha	60	15NOV12A	10APR13A
3TGVCNC60A	Auxiliary Equipment Foundations Alpha	20	01AUG13A	23SEP13A
3TGVCNC50A	Auxiliary Structures Installation Alpha	20	20DEC13A	11APR14
Mechanical				
3TGVCNM05A	St Turb Main Body Elements Installation Alpha	63	11APR13A	28FEB14A
3TGVCNM35A	St Turbine Aux. Equipment Installation Alpha	21	28JUN13A	28FEB14A
3TGVCNM45A	Condenser Installation Alpha	71	22JUL13A	13DEC13A
3TGVCNM30A	Assembly Steam Turbine Interconn. Piping Alpha	60	17DEC13A	01MAY14
3TGVCNM15A	Steam Turbine Prealigment Alpha	5	17FEB14A	28FEB14A
3TGVCNM60A	Insulation St Turb Interconnection Piping Alpha	21	29APR14	27MAY14
3TGVCNM65A	Systems Rearm after Steam Blow Alpha	4	31MAY14	03JUN14
3TGVCNM25A	Noise Insulation Cabinet Assembly Alpha	20	02JUN14	27JUN14

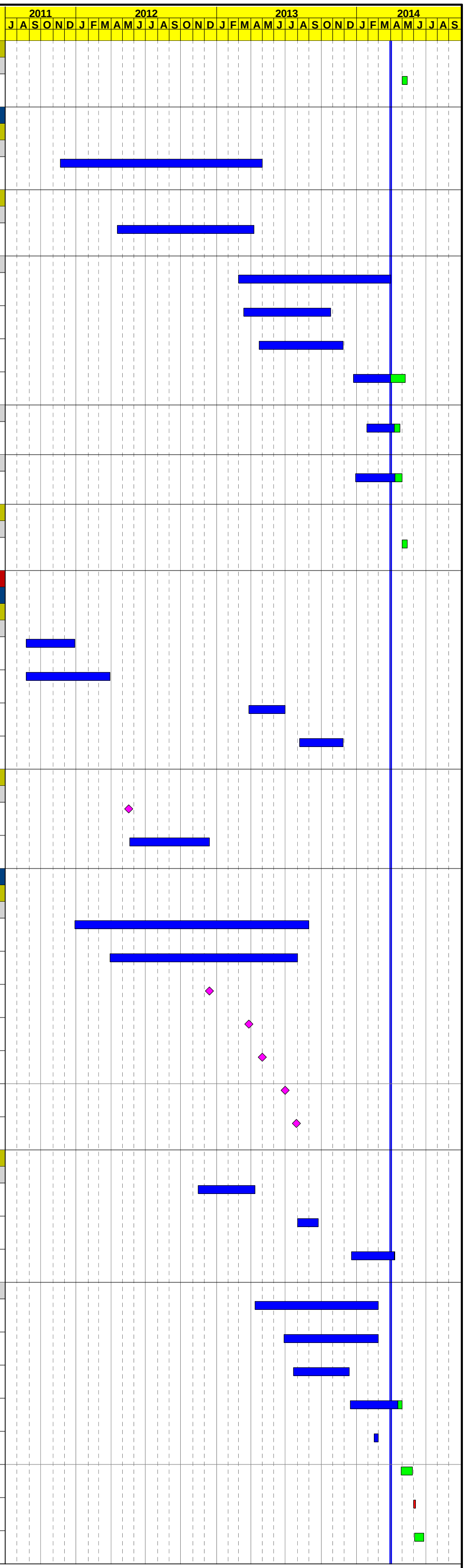

Activity ID	Activity Description	Orig Dur	Early Start	Early Finish
Electrical				
3TGVCNE05A	St. Turb Electrical Equipment&Cable Inst. Alpha	32	26FEB14A	23MAY14
Instrumentation & Control				
3TGVCNI05A	Steam Turbine Control Panel Installation Alpha	15	01OCT13A	04OCT13A
3TGVCNI15A	Steam Turbine I&C Installation Alpha	36	03MAR14A	26MAY14
Commissioning & Start Up				
Mechanical				
3TGVPEM20A	Flushing Oil Auxiliary Systems St Turbine Alpha	19	16APR14	12MAY14
3TGVPEM10A	Functional Systems Check Alpha	30	28APR14	09JUN14
Instrumentation & Control				
3TGVPEI30A	Electrical and I&C Signals Testing on PLC Alpha	20	29APR14	26MAY14
Beta				
Manufacturing & Supply				
Mechanical				
3TGVFBM15B	Manufacture & Supply Steam Turbine Beta	465	30JAN12A	06SEP13A
3TGVFBM20B	Manufacture & Supply of Condenser Beta	280	30MAR12A	31JUL13A
3TGVFBM30B	Delivery of Condenser First Equipment Beta	0	14DEC12A	
3TGVFBM25B	Delivery of Steam Turbine Generator Beta	0	28MAR13A	
3TGVFBM55B	Delivery of ST Control equipment Beta	0	01MAY13A	
3TGVFBM35B	Delivery of HP Turbine Section Beta	0	31JUL13A	
3TGVFBM45B	Delivery of ST Auxiliary Equipments Beta	0	31JUL13A	
Construction				
Civil				
3TGVCNC05B	Foundation Steam Turbine & Equipment Beta	60	15NOV12A	10APR13A
3TGVCNC60B	Auxiliary Equipment Foundations Beta	20	01AUG13A	23SEP13A
3TGVCNC50B	Auxiliary Structures Installation Beta	20	20DEC13A	10APR14
Mechanical				
3TGVCNM05B	St Turb Main Body Elements Installation Beta	76	14MAR13A	28FEB14A
3TGVCNM35B	St Turbine Aux. Equipment Installation Beta	21	28JUN13A	28FEB14A
3TGVCNM45B	Condenser Installation Beta	71	22JUL13A	13DEC13A
3TGVCNM30B	Assembly Steam Turbine Interconn. Piping Beta	60	17DEC13A	25APR14
3TGVCNM15B	Steam Turbine Prealigment Beta	5	03MAR14A	14MAR14A
3TGVCNM60B	Insulation St Turb Interconnection Piping Beta	21	28APR14	26MAY14
3TGVCNM65B	Systems Rearm after Steam Blow Beta	5	31MAY14	04JUN14
3TGVCNM25B	Noise Insulation Cabinet Assembly Beta	20	05JUN14	02JUL14
Electrical				
3TGVCNE05B	St. Turb Electrical Equipment & Cable Inst. Beta	31	26FEB14A	23APR14
Instrumentation & Control				
3TGVCNI05B	Steam Turbine Control Panel Installation Beta	15	01OCT13A	04OCT13A
3TGVCNI15B	Steam Turbine I&C Installation Beta	40	03MAR14A	28APR14
Commissioning & Start Up				
Mechanical				
3TGVPEM10B	Functional Systems Check Beta	30	22APR14	03JUN14
3TGVPEM20B	Flushing Oil Auxiliary Systems St Turbine Beta	20	22APR14	19MAY14
Instrumentation & Control				
3TGVPEI30B	Electrical and I&C Signals Testing on PLC Beta	20	22APR14	19MAY14
Electrical Superheater (Steam Turbine Start Up)				
Common				
Procurement				
Mechanical				
3ESHCOM15	P.O. Electrical Superheater	20	03DEC12A	16JAN13A
Manufacturing & Supply				
Mechanical				
3ESHFBM25	Manufacture & Supply Electrical Superheater	94	17JAN13A	25JUL13A
Alpha				
Construction				
Mechanical				
3ESHCNM35A	Electrical Superheater Installation Alpha	20	23JUL13A	25JUL13A
3ESHCNM45A	Electrical Superheater Piping Installation Alpha	60	18SEP13A	15MAY14

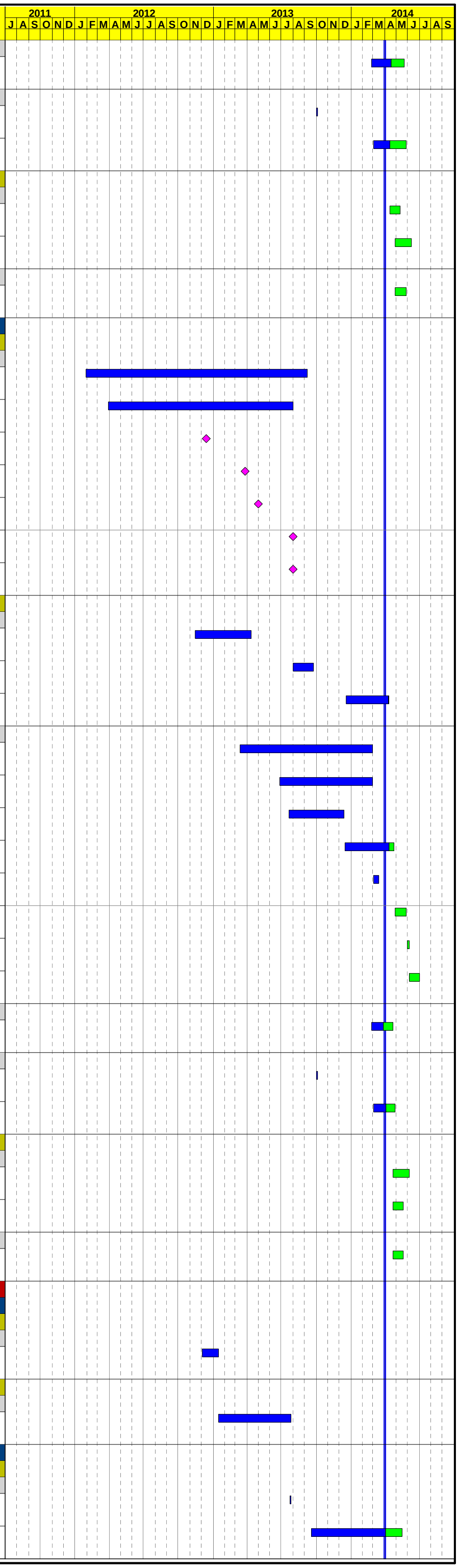

Activity ID	Activity Description	Orig Dur	Early Start	Early Finish
Electrical				
3ESHCNE55A	Electr. Superheater Electrical Install. Alpha	20	17FEB14A	14MAY14
Commissioning & Start Up				
Mechanical				
3ESHPEM75A	Electrical Superheater Start-Up Alpha	5	09JUN14	13JUN14
Instrumentation & Control				
3ESHPEI65A	Electrical Superheater Signal Test Alpha	15	16MAY14	06JUN14
Beta				
Construction				
Mechanical				
3ESHCNM35B	Electrical Superheater Installation Beta	20	24JUL13A	26JUL13A
3ESHCNM45B	Electrical Superheater Piping Installation Beta	60	19SEP13A	15MAY14
Electrical				
3ESHCNE55B	Electr. Superheater Electrical Install. Beta	20	27JAN14A	02MAY14
Commissioning & Start Up				
Mechanical				
3ESHPEM75B	Electrical Superheater Start-Up	5	26MAY14	02JUN14
Instrumentation & Control				
3ESHPEI65B	Electrical Superheater Signal Test Beta	15	05MAY14	23MAY14
HTF Electrical Heater (Anti-Freezing)				
Common				
Procurement				
Mechanical				
3SVACOM05	P.O. Electrical Heater	40	11APR12A	18SEP12A
Engineering				
Civil				
3SVAIGC15	Delivery Electrical Heater Forms & Loads	0	15NOV12A	
3SVAIGC25	Civil Engineering Electrical Heater	50	03DEC12A	30APR13A
Alpha				
Manufacturing & Supply				
Mechanical				
3SVAFBM05A	Manufacture & Supply Electrical HTF Heater Alpha	134	19SEP12A	29JUL13A
Construction				
Civil				
3SVACNC05A	Foundation Electrical Heater Alpha	30	12AUG13A	13SEP13A
Mechanical				
3SVACNM05A	Electrical Heater Assembly Alpha	10	02SEP13A	31OCT13A
3SVACNM27A	Pipe&Accesories Installation HTF Heater Alpha	20	01OCT13A	30DEC13A
Electrical				
3SVACNE05A	Electrical Installation in Electr. Heater Alpha	12	03FEB14A	28APR14
Instrumentation & Control				
3SVACNI05A	I&C Installation Electrical Heater Alpha	10	27JAN14A	28FEB14A
Commissioning & Start Up				
Mechanical				
3SVAPEM15A	Commissioning Electrical Heater Alpha	5	24APR14	30APR14
3SVAPEM05A	Electrical Heater Cleaning Alpha	5	01MAY14	07MAY14
Instrumentation & Control				
3SVAPEI25A	Signal Test Electrical Heater Alpha	5	08MAY14	14MAY14
Beta				
Manufacturing & Supply				
Mechanical				
3SVAFBM05B	Manufacture & Supply Electrical HTF Heater Beta	134	19SEP12A	29JUL13A
Construction				
Civil				
3SVACNC05B	Foundation Electrical Heater Beta	25	14AUG13A	20SEP13A
Mechanical				
3SVACNM05B	Electrical Heater Assembly Beta	10	02SEP13A	21OCT13A
3SVACNM27B	Pipe&Accesories Installation HTF Heater Beta	50	01OCT13A	30JAN14A
Electrical				
3SVACNE05B	Electrical Installation in Electr. Heater Beta	19	28JAN14A	28APR14
Instrumentation & Control				
3SVACNI05B	I&C Installation Electrical Heater Beta	10	27JAN14A	28FEB14A
Commissioning & Start Up				
Mechanical				
3SVAPEM05B	Electrical Heater Cleaning Beta	5	03MAR14A	07MAR14A

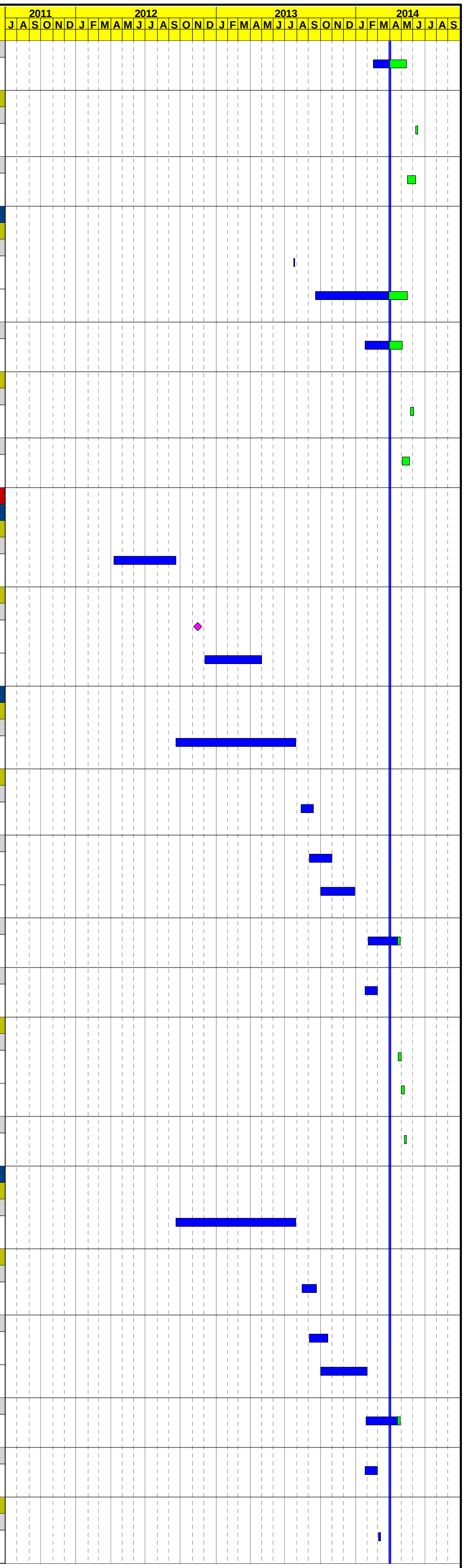

Activity ID	Activity Description	Orig Dur	Early Start	Early Finish
3SVAPEM15B	Commissioning Electrical Heater Beta	5	22APR14	28APR14
Instrumentation & Control				
3SVAPEI25B	Signal Test Electrical Heater Beta	5	29APR14	05MAY14
Condensate System				
Common				
Procurement				
Mechanical				
3SCOCOM15	P.O. Feed Water Heat Exchangers	40	23AUG11A	02APR12A
Engineering				
Civil				
3SCOIGC25	Delivery Condensate Area Forms & Loads	0	04SEP12A	
3SCOIGC35	Civil Engineering Condensate Pumps Pit	44	05SEP12A	02JAN13A
3SCOIGC45	Civil Design Condensate Pumps Pit Approval by BV	20	03JAN13A	04JAN13A
Manufacturing & Supply				
Mechanical				
3SCOFBM15	M&S Feed Water Heat Exchangers	245	03APR12A	09APR13A
Alpha				
Manufacturing & Supply				
Mechanical				
3SCOFBM10A	Manufacture & Supply Condensate Pumps Alpha	201	18MAY12A	31JAN13A
3SCOFBM20A	Manufacture & Supply Receiver Pumps Alpha	181	18MAY12A	24JAN13A
Construction				
Civil				
3SCOCNC05A	Foundation Feed Water Heat Exchangers Alpha	25	01JUL13A	31JUL13A
3SCOCNC15A	Condensate Pumps Pit Alpha	20	29JUL13A	25OCT13A
Mechanical				
3SCOCNM35A	Feed Water Heat Exchangers&Receiver Inst. Alpha	25	25NOV13A	30JAN14A
3SCOCNM10A	Receiver Pumps Installation Alpha	10	28NOV13A	29NOV13A
3SCOCNM20A	Condensate Pumps Installation Alpha	10	28NOV13A	28FEB14A
Electrical				
3SCOCNE05A	Electrical Installation Condensate System Alpha	35	27MAR14A	01MAY14
Instrumentation & Control				
3SCOCNI05A	I&C Installation Condensate System Alpha	35	26MAR14A	07MAY14
Commissioning & Start Up				
Electrical				
3SCOPEE05A	Condensate & Receiver Pumps Commissioning Alpha	24	28APR14	30MAY14
Instrumentation & Control				
3SCOPEI15A	Test Signals Condensate System Alpha	20	30APR14	27MAY14
Beta				
Manufacturing & Supply				
Mechanical				
3SCOFBM10B	Manufacture & Supply Condensate Pumps Beta	201	18MAY12A	31JAN13A
3SCOFBM20B	Manufacture & Supply Receiver Pumps Beta	181	18MAY12A	24JAN13A
Construction				
Civil				
3SCOCNC05B	Foundation Feed Water Heat Exchangers Beta	25	01JUL13A	31JUL13A
3SCOCNC15B	Condensate Pumps Pit Beta	20	29JUL13A	25OCT13A
Mechanical				
3SCOCNM35B	Feed Water Heat Exchangers Installation Beta	20	27NOV13A	29JAN14A
3SCOCNM10B	Receiver Pumps Installation Beta	10	28NOV13A	29NOV13A
3SCOCNM20B	Condensate Pumps Installation Beta	10	28NOV13A	28FEB14A
Electrical				
3SCOCNE05B	Electrical Installation Condensate System Beta	35	27MAR14A	29APR14
Instrumentation & Control				
3SCOCNI05B	I&C Installation Condensate System Beta	35	27MAR14A	09MAY14
Commissioning & Start Up				
Electrical				
3SCOPEE05B	Condensate Pumps Commissioning Beta	20	30APR14	27MAY14
Instrumentation & Control				
3SCOPEI15B	Test Signals Condensate System Beta	20	05MAY14	02JUN14

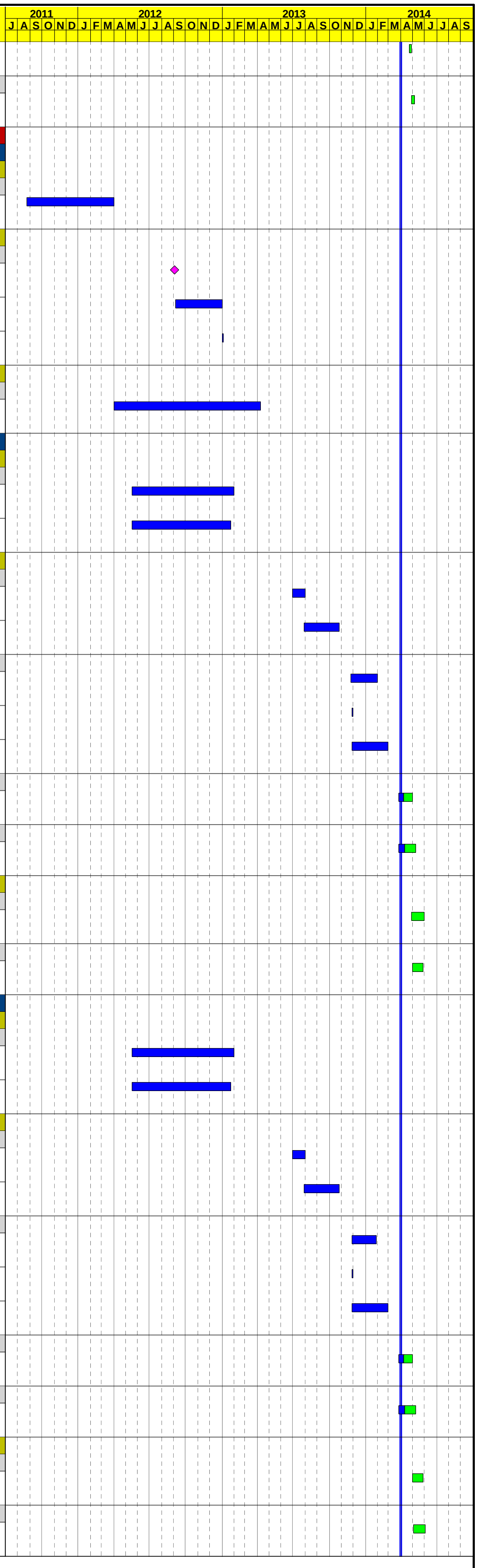

Activity ID	Activity Description	Orig Dur	Early Start	Early Finish
Condensate Drainage				
Common				
Procurement				
Mechanical				
3DCOCOM35	P.O. Moisture Separator	40	21DEC11A	15JUN12A
3DCOCOM25	P.O. Flash Tanks	30	07SEP12A	19DEC12A
Manufacturing & Supply				
Mechanical				
3DCOFBM15	Manufacture & Supply Moisture Separators	170	18JUN12A	06NOV12A
3DCOFBM05	Manufacture & Supply Flash Tanks	121	20DEC12A	02JUL13A
Alpha				
Construction				
Mechanical				
3DCOCNM15A	Power Gen. Condenser Installation MV-301 Alpha	5	22JUL13A	24JUL13A
3DCOCNM50A	Atm. Condensate Flash Tank MV-317 Alpha	5	22JUL13A	24JUL13A
3DCOCNM70A	Turbine Drains Flash Tank MV-307 Alpha	5	01NOV13A	01NOV13A
3DCOCNM25A	Intermittent Atm. Blowoff Tank MV-315 Alpha	5	28NOV13A	29NOV13A
3DCOCNM35A	Vacuum System Moisture Separator MB-315 Alpha	5	28NOV13A	29NOV13A
3DCOCNM60A	Deareator Atm. Condensate Flash Tank MV-322 Alph	5	23DEC13A	30DEC13A
Electrical				
3DCOCNE05A	Electrical Installation Condensate Drainage Alph	15	28FEB14A	02MAY14
Instrumentation & Control				
3DCOCNI05A	I&C Installation Condensate Drainage Alpha	15	28FEB14A	24APR14
Commissioning & Start Up				
Instrumentation & Control				
3DCOPEI15A	Signal Test Condensate Drainage Alpha	25	25APR14	30MAY14
Beta				
Construction				
Mechanical				
3DCOCNM15B	Boiler Blowdown Tank Installation MV-301 Beta	5	24JUL13A	26JUL13A
3DCOCNM50B	Atm. Condensate Flash Tank MV-317 Beta	5	24JUL13A	26JUL13A
3DCOCNM70B	Turbine Drains Flash Tank MV-307 Beta	5	01NOV13A	01NOV13A
3DCOCNM25B	Power Gen. Condenser Installation MV-315 Beta	5	28NOV13A	29NOV13A
3DCOCNM35B	Vacuum System Moisture Separator MB-315 Beta	5	28NOV13A	29NOV13A
3DCOCNM60B	Deareator Atm. Condensate Flash Tank MV-322 Beta	5	20DEC13A	27DEC13A
Electrical				
3DCOCNE05B	Electrical Installation Condensate Drainage Beta	15	28FEB14A	28APR14
Instrumentation & Control				
3DCOCNI05B	I&C Installation Condensate Drainage Beta	15	28FEB14A	29APR14
Commissioning & Start Up				
Instrumentation & Control				
3DCOPEI15B	Signal Test Condensate Drainage Beta	20	30APR14	27MAY14
Feed Water System				
Common				
Procurement				
Civil				
3SAACOC55	Purchase of BOP Structure	0	13DEC12A	
Mechanical				
3SAACOM05	P.O. Deareator	30	29AUG11A	22MAR12A
Engineering				
Civil				
3SAAIGC25	Civil Eng.Feed Water Area (BOP Estructure)	50	01AUG12A	20DEC12A
3SAAIGC15	Delivery Deareator Structure Forms & Loads	0	04SEP12A	
3SAAIGC35	Civil Design BOP Structure Approval by BV	20	21DEC12A	28MAR13A
Manufacturing & Supply				
Civil				
3SAAFBC15	Manufacture & Supply STG Aux. Structure	50	20MAR13A	31OCT13A
Alpha				
Manufacturing & Supply				
Mechanical				
3SAAFBM05A	Manufacture & Supply Deareator Alpha	260	23MAR12A	14JUN13A
3SAAFBM20A	Manufacture & Supply Feed Water Pumps Alpha	234	14MAY12A	29MAY13A

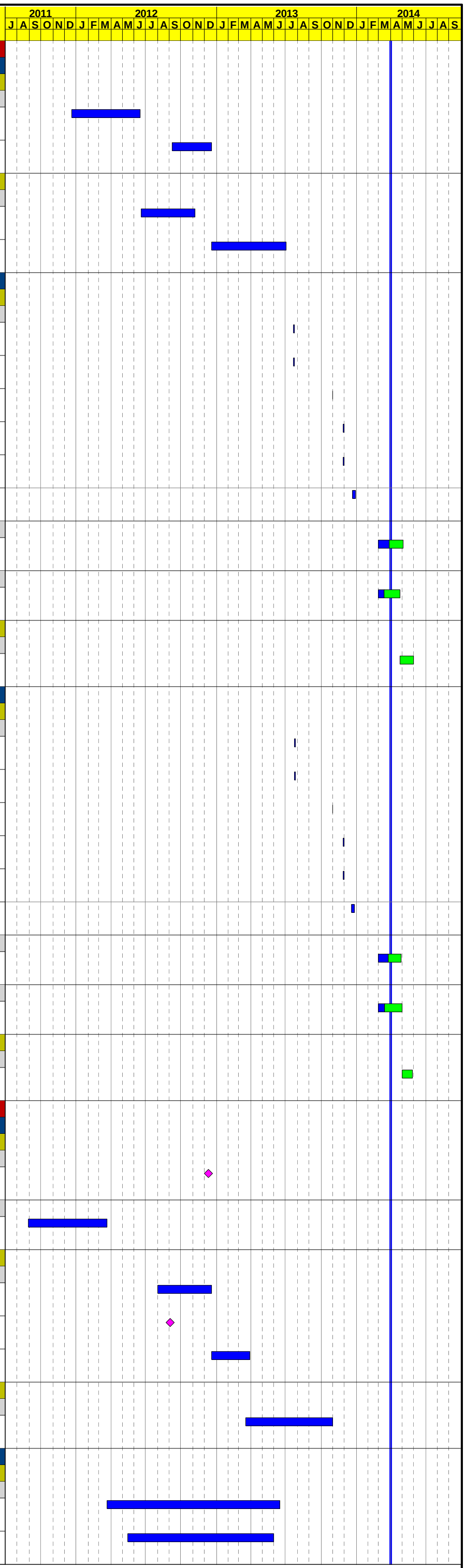

Activity ID	Activity Description	Orig Dur	Early Start	Early Finish
Construction				
Civil				
3SAACNC05A	STG Aux. Structure Foundation Alpha	31	08APR13A	12JUL13A
3SAACNC15A	STG Aux. Structure Installation Alpha	49	26SEP13A	07APR14
Mechanical				
3SAACNM15A	Feed Water Pumps Installation Alpha	10	23JUL13A	31JUL13A
3SAACNM05A	Deareator Installation Alpha	10	08JAN14A	21JAN14A
Electrical				
3SAACNE10A	Electrical Installation Feed Water Area Alpha	25	28FEB14A	07MAY14
Instrumentation & Control				
3SAACNI05A	I&C Installation Feed Water Area Alpha	31	28FEB14A	05MAY14
Commissioning & Start Up				
Mechanical				
3SAAPEM05A	Feed Water Pumps Precommissioning Alpha	6	08MAY14	15MAY14
Instrumentation & Control				
3SAAPEI20A	Signal Tests Feed Water Area Alpha	16	06MAY14	27MAY14
Beta				
Manufacturing & Supply				
Mechanical				
3SAAFBM05B	Manufacture & Supply Deareator Beta	260	23MAR12A	19JUN13A
3SAAFBM20B	Manufacture & Supply Feed Water Pumps Beta	234	14MAY12A	29MAY13A
Construction				
Civil				
3SAACNC05B	STG Aux. Structure Foundation Beta	31	08APR13A	19JUL13A
3SAACNC15B	STG Aux. Structure Installation Beta	48	30SEP13A	28APR14
Mechanical				
3SAACNM15B	Feed Water Pumps Installation Beta	10	25JUL13A	31JUL13A
3SAACNM05B	Deareator Installation Beta	10	07JAN14A	20JAN14A
Electrical				
3SAACNE10B	Electrical Installation Feed Water Area Beta	25	28FEB14A	02MAY14
Instrumentation & Control				
3SAACNI05B	I&C Installation Feed Water Area Beta	30	28FEB14A	05MAY14
Commissioning & Start Up				
Mechanical				
3SAAPEM05B	Feed Water Pumps Precommissioning Beta	6	29APR14	06MAY14
Instrumentation & Control				
3SAAPEI20B	Signal Tests Feed Water Area Beta	16	29APR14	20MAY14
Cooling Water system				
Common				
Procurement				
Mechanical				
3BARCOM20	P.O. Cooling Tower	40	08SEP11A	23MAR12A
Engineering				
Civil				
3BARIGC15	Delivery of GA, Forms & Loads of Cooling Tower	0	11APR12A	
3BARIGC25	Civil Works Engineering for Cooling Towers	40	12APR12A	27JUL12A
3BARIGC35	CW Eng. and BV Approval of Cooling Pumps Pit	50	01AUG12A	07DEC12A
Manufacturing & Supply				
Mechanical				
3BARFBM05	Manufacture & Supply Cooling Pumps (No motor)	210	14MAY12A	24SEP13A
3BARFBM15	Delivery of Auxiliary Cooling Pumps (No Motor)	0	18MAR13A	
Alpha				
Manufacturing & Supply				
Mechanical				
3BARFBM15A	Manufacture & Supply Cooling Tower Alpha	210	27MAR12A	02JAN13A
Construction				
Civil				
3BARCNC05A	Cooling Tower Basin & Foundation Alpha	30	01AUG12A	31AUG12A
3BARCNC25A	Cooling Pumps Retention Basin&Foundations Alpha	30	13FEB13A	15APR13A
3BARCNC35A	Aux. Structure Installation in Cooling Area Alph	20	15JAN14A	28FEB14A
Mechanical				
3BARCNM10A	Cooling Towers Assembly Alpha	70	01NOV12A	20FEB13A
3BARCNM05A	Main Cooling Pumps Installation Alpha	10	30OCT13A	31OCT13A

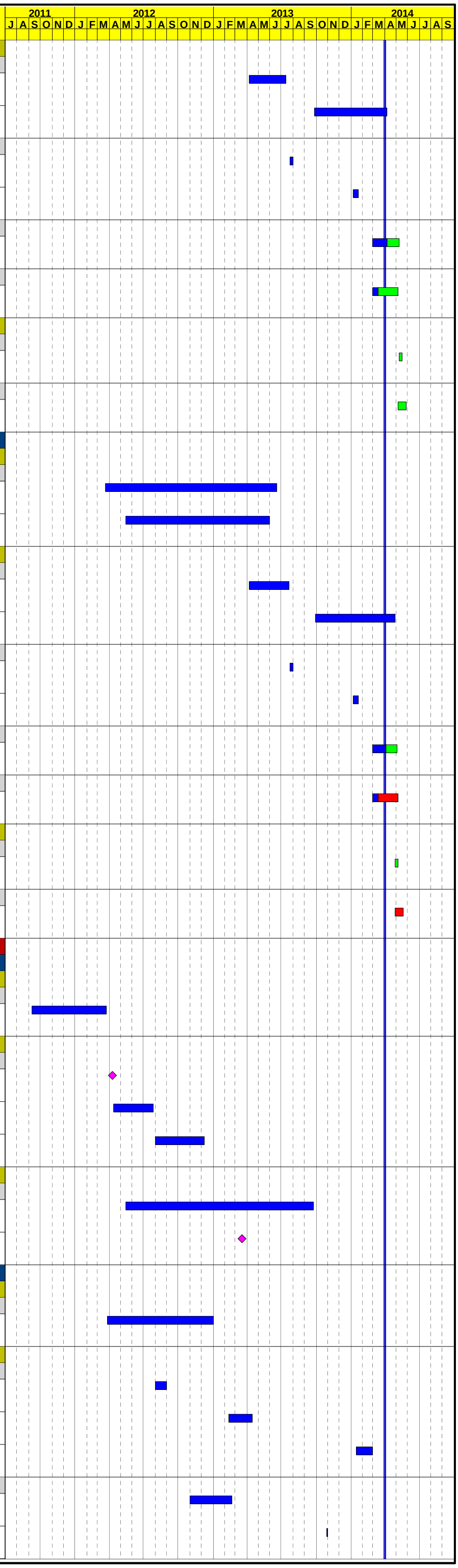

Activity ID	Activity Description	Orig Dur	Early Start	Early Finish
3BARCNM30A	Aux. Cooling Pumps Installation Alpha	10	28NOV13A	29NOV13A
Electrical				
3BARCNE05A	Electrical Installation Cooling Tower Alpha	16	29JAN14A	28APR14
Instrumentation & Control				
3BARCNI05A	I&C Installation Cooling Area Alpha	20	30JAN14A	01MAY14
Commissioning & Start Up				
Mechanical				
3BARPEM05A	Cooling Pumps Precommissioning Alpha	11	29APR14	13MAY14
3BARPEM15A	Cooling Tower Precommissioning Alpha	5	09MAY14	15MAY14
Instrumentation & Control				
3BARPEI10A	Signal Test Cooling System Alpha	14	02MAY14	21MAY14
Beta				
Manufacturing & Supply				
Mechanical				
3BARFBM15B	Manufacture & Supply Cooling Tower Beta	225	26MAR12A	02JAN13A
Construction				
Civil				
3BARCNC05B	Cooling Tower Basin & Foundation Beta	30	01AUG12A	31AUG12A
3BARCNC25B	Cooling Pumps Retention Basin & Foundations Beta	30	13FEB13A	15APR13A
3BARCNC35B	Aux. Structure Installation in Cooling Area Beta	20	15JAN14A	28FEB14A
Mechanical				
3BARCNM10B	Cooling Towers Assembly Beta	69	01NOV12A	06MAR13A
3BARCNM05B	Main Cooling Pumps Installation Beta	10	29OCT13A	31OCT13A
3BARCNM30B	Aux. Cooling Pumps Installation Beta	10	28NOV13A	29NOV13A
Electrical				
3BARCNE05B	Electrical Installation Cooling Tower Beta	15	30JAN14A	28APR14
Instrumentation & Control				
3BARCNI05B	I&C Installation Cooling Area Beta	20	28JAN14A	28APR14
Commissioning & Start Up				
Mechanical				
3BARPEM05B	Cooling Pumps Precommissioning Beta	9	21APR14	01MAY14
3BARPEM15B	Cooling Tower Precommissioning Beta	5	06MAY14	12MAY14
Instrumentation & Control				
3BARPEI10B	Signal Test Cooling System Beta	15	25APR14	15MAY14
Raw Water Wells				
Common				
Procurement				
Civil				
3WELCOC40	P.O. of Final Wells	40	29AUG11A	06JAN12A
Engineering				
Civil				
3WELIGC10	Data Forms & Loads Raw Water Tanks	0	08MAR12A	
3WELIGC20	Design Foundation Raw Water Tanks	23	09MAR12A	10MAY12A
Construction				
Civil				
3WELCNC50	End of Temporary Wells Usage Permit	0		28SEP12A
Alpha				
Construction				
Civil				
3WELCNC30A	Final Wells Construction Alpha	80	20MAR12A	28MAR14A
3WELCNC40A	Raw Water Tank Foundation Alpha	18	01JUN12A	18JUL12A
Mechanical				
3WELCNM55A	Raw Water Tank Erection+HT Alpha	70	06AUG12A	27MAR13A
3WELCNM85A	Pipe Installation to Raw Water Tank+HT Alpha	30	01OCT13A	29NOV13A
Commissioning & Start Up				
Civil				
3WELPEC40A	1st Well Start Up Alpha	16	11MAY12A	25SEP12A
3WELPEC50A	2nd Well Start Up Alpha	20	29MAY12A	23AUG13A
Beta				
Construction				
Civil				
3WELCNC30B	Final Wells Construction Beta	80	01MAR12A	23MAY14A
3WELCNC40B	Raw Water Tank Foundation Beta	18	01JUN12A	06JUL12A

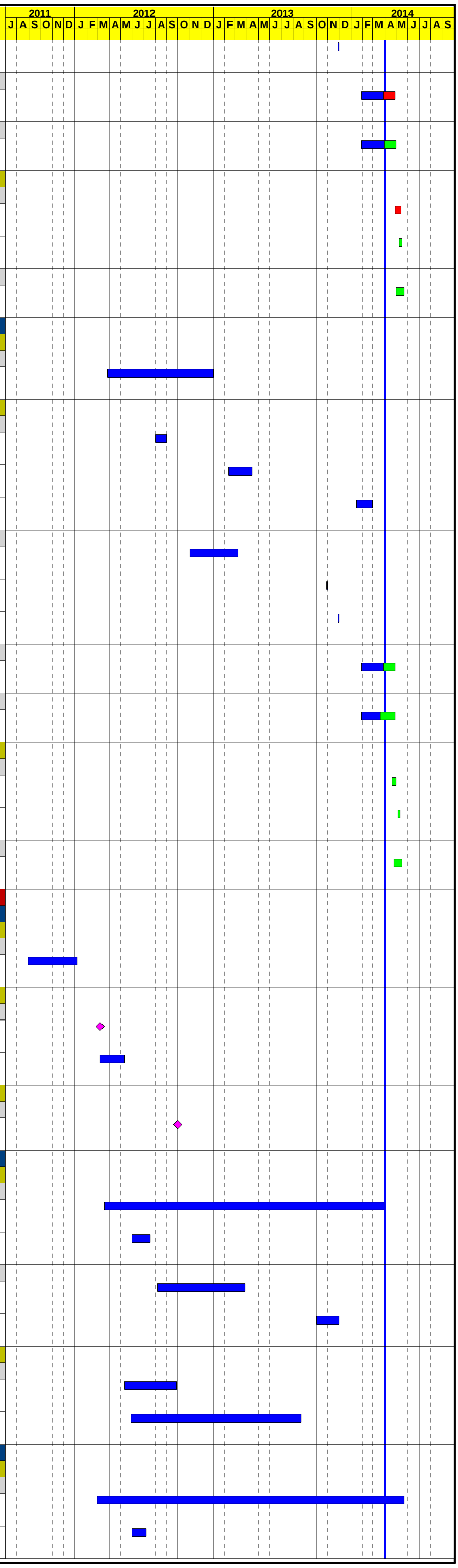

Activity ID	Activity Description	Orig Dur	Early Start	Early Finish
Mechanical				
3WELCNM55B	Raw Water Tank Erection+HT Beta	56	17SEP12A	15MAR13A
3WELCNM85B	Pipe Installation to Raw Water Tank+HT Beta	69	27JAN14A	27MAY14
Commissioning & Start Up				
Civil				
3WELPEC40B	1st Well Start Up Beta	20	30APR12A	11MAY12A
3WELPEC50B	2nd Well Start Up Beta	20	01NOV12A	26NOV12A
3WELPEC60B	3rd Well Start Up Beta	5	14APR14	18APR14
Water Treatment Plant				
Common				
Procurement				
Civil				
3TRACOC65	Purchase of WTP Structure	35	19NOV12A	27JUN13A
Mechanical				
3TRACOM10	P.O. Water Treatment Plant	40	27APR11A	31AUG12A
3TRACOM20	P.O. Water Treatment Plant Assembly	39	06MAR13A	25JUL13A
3TRACOM30	P.O. CO2 Equipment	20	13AUG13A	05SEP13A
Engineering				
Civil				
3TRAIGC30	Delivery WTP Forms & Loads	0	20SEP12A	
3TRAIGC40	Civil Engineering WTP Area + BV Approval	50	21SEP12A	23MAY13A
3TRAIGC50	Civil Engineering Pre-Treatment WTP + BV	160	23JAN13A	31OCT13A
Mechanical				
3TRAIGM20	WTP Engineering	54	01AUG12A	07JUN13A
3TRAIGM30	Pre-Treatment Design	180	23JAN13A	29NOV13A
Manufacturing & Supply				
Civil				
3TRAFBC25	Manufacture&Supply of WTP Rack	31	19JUN13A	24OCT13A
3TRAFBC15	Manufacture & Supply WTP Building Materials	50	28JUN13A	28OCT13A
Mechanical				
3TRAFBM05	Manufacture & Supply WTP Equipment	193	01NOV12A	17MAR14A
3TRAFBM35	Manufacture & Supply WTP Pre-Treatment	200	22JAN13A	21NOV13A
3TRAFBM15	Delivery of First Equipment	0	28JUN13A	
3TRAFBM25	Manufacture & Supply of CO2 Equipment	89	06SEP13A	14APR14
Electrical				
3TRAFBE05	Manufacture & Supply WTP Electrical Cabinets	105	14DEC12A	29NOV13A
Alpha				
Construction				
Civil				
3TRACNC35A	Water Tanks Foundation Alpha	70	09AUG12A	26OCT12A
3TRACNC05A	Civil Works Water Treatment Plant Alpha	40	12JUN13A	31OCT13A
3TRACNC20A	WTP Rack Assembly Alpha	25	18NOV13A	31DEC13A
3TRACNC40A	WTP Pre-Treatment Foundations Alpha	20	10DEC13A	31JAN14A
3TRACNC10A	Water Treatment Plant Building Erection Alpha	40	28JAN14A	16MAY14
Mechanical				
3TRACNM60A	Cooling Tower MakeUp Water Tank Erection+HT Alph	65	22OCT12A	26MAR13A
3TRACNM90A	Cooling Tower Blowdown Tank Erection+HT Alpha	55	19NOV12A	29MAR13A
3TRACNM70A	Polisher Feed Water Tank Erection Alpha	15	14FEB13A	28MAR13A
3TRACNM75A	Polished Water Tank Erection Alpha	15	14FEB13A	25MAR13A
3TRACNM30A	Hydraulic Test Polished & Osmo Water Tanks Alpha	20	01APR13A	08APR13A
3TRACNM15A	WTP Equipment Installation Alpha	50	01MAY13A	31MAR14A
3TRACNM40A	Interconnection WTP Piping Assembly Alpha	75	01MAY13A	22MAY14
3TRACNM20A	On Site Reverse Osmosis Piping Inst. Alpha	29	03JAN14A	14APR14
3TRACNM95A	WTP Pre-Treatment Mechanical Installation Alpha	37	13JAN14A	07MAY14
3TRACNM80A	CO2 Equipment Installation Alpha	20	17FEB14A	14MAR14A

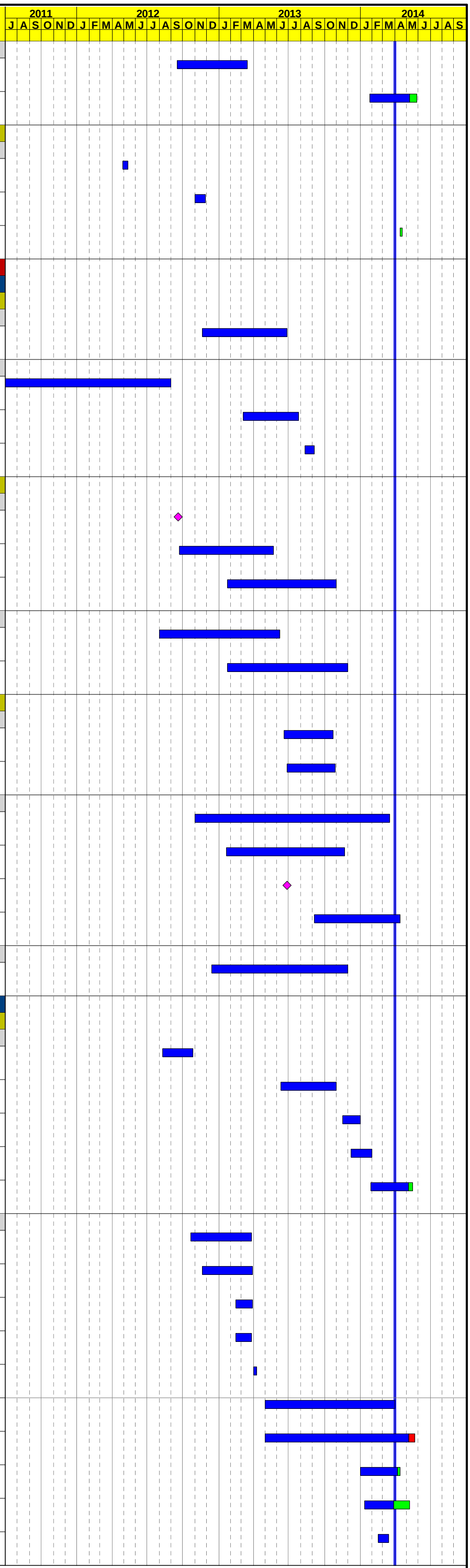

Activity ID	Activity Description	Orig Dur	Early Start	Early Finish
Electrical				
3TRACNE20A	Electrical Installation WTP Alpha	60	01MAY13A	22MAY14
3TRACNE10A	On Site Electrical Inst. Reverse Osmosis Alpha	20	31JAN14A	28APR14
Instrumentation & Control				
3TRACNI15A	I&C Installation Water Treatment Plant Alpha	50	01MAY13A	30MAY14
3TRACNI05A	I&C Installation Reverse Osmosis Alpha	20	31JAN14A	02MAY14
Commissioning & Start Up				
Mechanical				
3TRAPEM35A	CO2 Commissioning Alpha	5	30APR14	06MAY14
3TRAPEM25A	Reverse Osmosis Start Up Alpha	12	05MAY14	20MAY14
3TRAPEM15A	Reverse Osmosis Operational Alpha	0	21MAY14	
3TRAPEM05A	Water Treatment Plant Start Up Alpha	25	02JUN14	07JUL14
Electrical				
3TRAPEE05A	Electrical Commissioning WTP Alpha	15	16MAY14	06JUN14
Instrumentation & Control				
3TRAPEI15A	Signal Test Water Treatment Plant Alpha	25	16MAY14	20JUN14
Beta				
Construction				
Civil				
3TRACNC35B	Water Tanks Foundation Beta	70	06AUG12A	31OCT12A
3TRACNC05B	Civil Works Water Treatment Plant Beta	40	12JUN13A	31OCT13A
3TRACNC20B	WTP Rack Assembly Beta	25	18NOV13A	31DEC13A
3TRACNC40B	WTP Pre-Treatment Foundations Beta	20	10DEC13A	31JAN14A
3TRACNC10B	Water Treatment Plant Building Erection Beta	40	27JAN14A	22MAY14
Mechanical				
3TRACNM60B	Cooling Tower MakeUp Water Tank Erection+HT Beta	85	25OCT12A	19MAR13A
3TRACNM90B	Cooling Tower Blowdown Tank Erection+HT Beta	55	20NOV12A	28MAR13A
3TRACNM70B	Polisher Feed Water Tank Erection Beta	20	27FEB13A	28MAR13A
3TRACNM75B	Polished Water Tank Erection Beta	15	27FEB13A	29MAR13A
3TRACNM30B	Hydraulic Test Water Tanks Beta	20	08APR13A	12APR13A
3TRACNM15B	WTP Equipment Installation Beta	50	02MAY13A	28MAR14A
3TRACNM40B	Interconnection WTP Piping Assembly Beta	75	02MAY13A	14MAY14
3TRACNM20B	Onsite Reverse Osmosis Piping Installation Beta	50	26DEC13A	14APR14
3TRACNM95B	WTP Pre-Treatment Mechanical Installation Beta	36	13JAN14A	06MAY14
3TRACNM80B	CO2 Equipment Installation Beta	20	10FEB14A	28FEB14A
Electrical				
3TRACNE20B	Electrical Installation WTP Beta	60	01MAY13A	14MAY14
3TRACNE10B	Electrical Installation Reverse Osmosis Beta	20	31JAN14A	28APR14
Instrumentation & Control				
3TRACNI15B	I&C Installation Water Treatment Plant Beta	50	01MAY13A	30APR14
3TRACNI05B	I&C Installation Reverse Osmosis Beta	20	30JAN14A	28APR14
Commissioning & Start Up				
Mechanical				
3TRAPEM25B	Reverse Osmosis Start Up Beta	10	29APR14	12MAY14
3TRAPEM35B	CO2 Commissioning Beta	5	05MAY14	09MAY14
3TRAPEM15B	Reverse Osmosis Operational Beta	0	27MAY14	
3TRAPEM05B	Water Treatment Plant Start Up Beta	26	29MAY14	03JUL14
Electrical				
3TRAPEE05B	Electrical Commissioning WTP Beta	13	09MAY14	27MAY14
Instrumentation & Control				
3TRAPEI15B	Signal Test Water Treatment Plant Beta	25	16MAY14	20JUN14
Zero Discharge Waste Treatment				
Alpha				
Construction				
Civil				
3EFLCNC40A	PB Drainage Installation Alpha	140	01OCT12A	20DEC13A

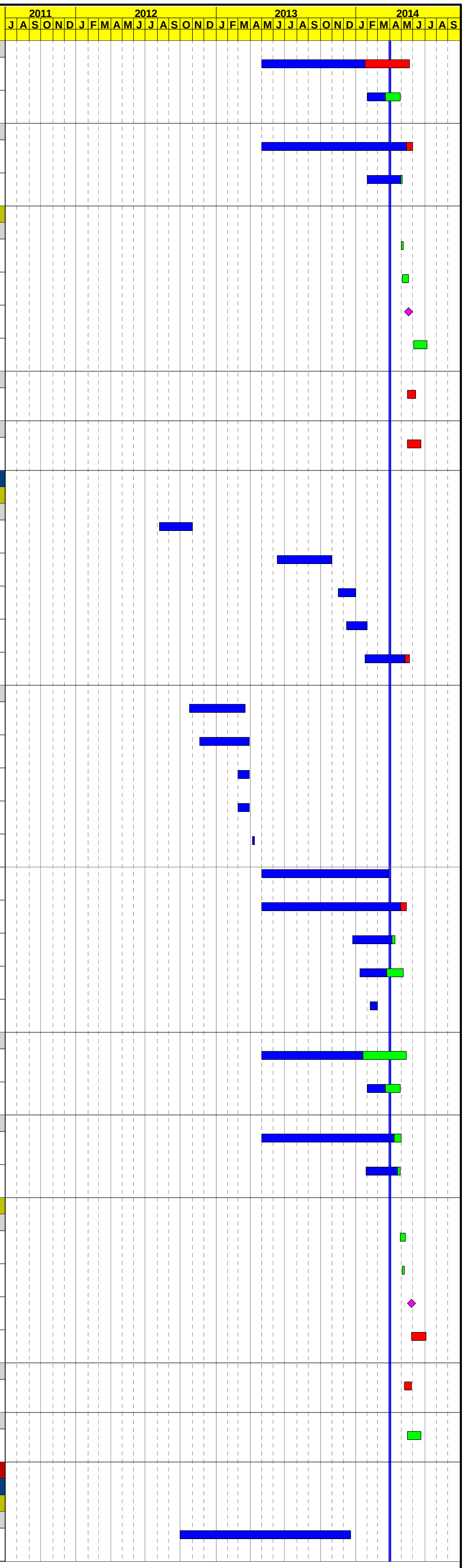

Activity ID	Activity Description	Orig Dur	Early Start	Early Finish
3EFLCNC05A	Drainage System Sumps Alpha	40	29JUL13A	30SEP13A
Mechanical				
3EFLCNM50A	Piping & Accesories Effluent Piping Inst. Alpha	65	27MAY13A	31JUL13A
3EFLCNM60A	Oil Separator Installation Alpha	15	29OCT13A	25NOV13A
3EFLCNM90A	Oil Separator & Waste Water Pumps Inst. Alpha	10	29OCT13A	28FEB14A
3EFLCNM70A	Waste Water Tank Installation Alpha	10	05NOV13A	19NOV13A
3EFLCNM80A	Waste Oil Tank Installation Alpha	10	05NOV13A	19NOV13A
3EFLCNM30A	Drainage Pumps Installation Alpha	5	20JAN14A	24JAN14A
Electrical				
3EFLCNE10A	Electrical Cable & Connection Waste Area Alpha	34	31JAN14A	09MAY14
Instrumentation & Control				
3EFLCNI10A	I&C Installation Waste Area Alpha	35	27JAN14A	15MAY14
Commissioning & Start Up				
Mechanical				
3EFLPEM20A	Pumps Commissioning Waste Area Alpha	5	09MAY14	15MAY14
3EFLPEM05A	Drainage Pumps Commissioning Alpha	13	12MAY14	29MAY14
3EFLPEM10A	Start Up Waste Area Alpha	10	03JUN14	16JUN14
Instrumentation & Control				
3EFLPEI10A	Signal Testing Waste Area Alpha	15	16MAY14	06JUN14
Beta				
Construction				
Civil				
3EFLCNC40B	PB Drainage Installation Beta	140	01OCT12A	20DEC13A
3EFLCNC05B	Drainage System Sumps Beta	40	29JUL13A	18OCT13A
Mechanical				
3EFLCNM50B	Piping & Accesories Effluent Piping Inst. Beta	65	27MAY13A	31JUL13A
3EFLCNM60B	Oil Separator Installation Beta	15	29OCT13A	25NOV13A
3EFLCNM80B	Waste Oil Tank Installation Beta	10	29OCT13A	19NOV13A
3EFLCNM90B	Oil Separator & Waste Water Pumps Inst. Beta	10	29OCT13A	28FEB14A
3EFLCNM70B	Waste Water Tank Installation Beta	10	05NOV13A	19NOV13A
3EFLCNM30B	Drainage Pumps Installation Beta	5	21JAN14A	27JAN14A
Electrical				
3EFLCNE10B	Electrical Cable & Connection Waste Area Beta	35	27JAN14A	12MAY14
Instrumentation & Control				
3EFLCNI10B	I&C Installation Waste Area Beta	34	03FEB14A	09MAY14
Commissioning & Start Up				
Mechanical				
3EFLPEM05B	Drainage Pumps Commissioning Beta	10	13MAY14	26MAY14
3EFLPEM20B	Pumps Commissioning Waste Area Beta	5	13MAY14	19MAY14
3EFLPEM10B	Start Up Waste Area Beta	10	27MAY14	10JUN14
Instrumentation & Control				
3EFLPEI10B	Signal Testing Waste Area Beta	15	29APR14	19MAY14
Nitrogen System				
Common				
Procurement				
Mechanical				
3NITCOM05	P.O. Nitrogen System (ASI)	39	14NOV12A	24MAY13A
Engineering				
Civil				
3NITIGC15	Deliver Nitrogen Plant Forms & Loads	0	24MAY13A	
3NITIGC25	Civil Engineering Nitrogen Plant	10	27MAY13A	30OCT13A
Alpha				
Manufacturing & Supply				
Mechanical				
3NITFBM05A	Manufacture & Supply Nitrogen System (ASI) Alpha	77	27MAY13A	10JAN14A
Construction				
Civil				
3NITCNC05A	Foundation & Fencing Nitrogen System Alpha	25	11NOV13A	27NOV13A
Mechanical				
3NITCNM17A	Nitrogen Piping & Acc. Assembly + HT Alpha	40	01AUG13A	31JAN14A

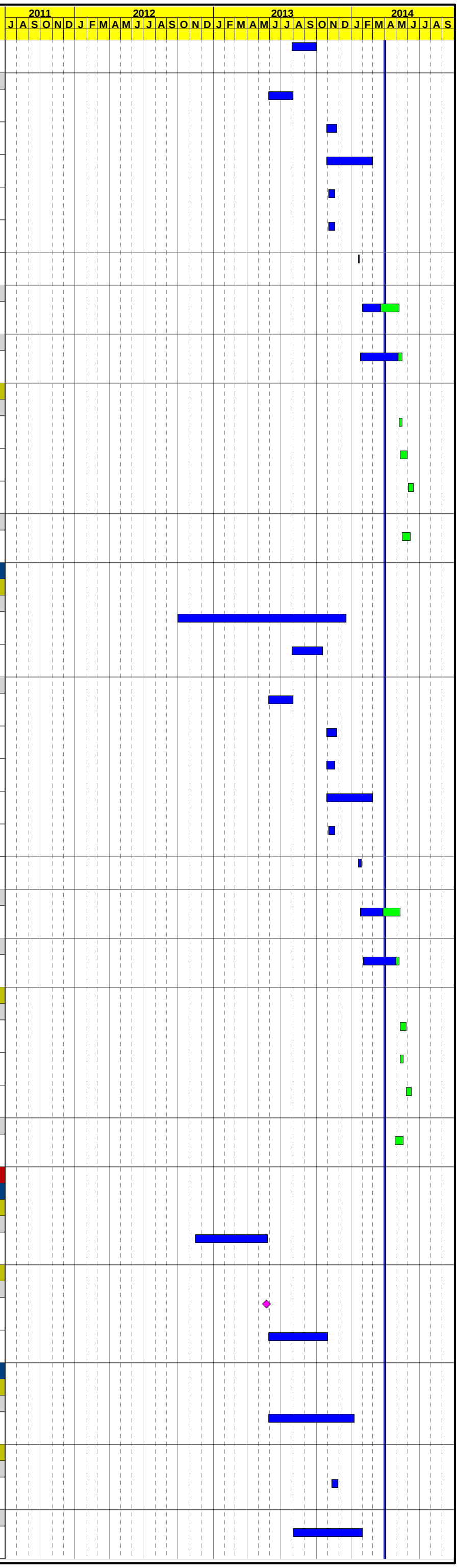

Activity ID	Activity Description	Orig Dur	Early Start	Early Finish
3NITCNM05A	Nitrogen System Assembly (ASI) Alpha	9	28NOV13A	10JAN14A
Instrumentation & Control				
3NITCNI35A	I&C Installation Nitrogen System Alpha	20	24FEB14A	28FEB14A
Commissioning & Start Up				
Mechanical				
3NITPEM20A	Commissioning Nitrogen System Alpha	5	17FEB14A	21FEB14A
Instrumentation & Control				
3NITPEI10A	Signal Testing Nitrogen System Alpha	10	09APR14	22APR14
Beta				
Manufacturing & Supply				
Mechanical				
3NITFBM05B	Manufacture & Supply Nitrogen System (ASI) Beta	77	27MAY13A	10JAN14A
Construction				
Civil				
3NITCNC05B	Foundation & Fencing Nitrogen System Beta	25	25NOV13A	28NOV13A
Mechanical				
3NITCNM17B	Nitrogen Piping & Acc. Assembly + HT Beta	40	01AUG13A	31JAN14A
3NITCNM05B	Nitrogen System Assembly (ASI) Beta	7	29NOV13A	30JAN14A
Instrumentation & Control				
3NITCNI35B	I&C Installation Nitrogen System Beta	15	24JAN14A	28FEB14A
Commissioning & Start Up				
Mechanical				
3NITPEM20B	Commissioning Nitrogen System Beta	5	17FEB14A	21FEB14A
Instrumentation & Control				
3NITPEI10B	Signal Testing Nitrogen System Beta	10	09APR14	22APR14
Chemical Dosing				
Common				
Procurement				
Mechanical				
3DQMCOM15	P.O. Chemical Dosing	40	06JUN12A	13DEC12A
Engineering				
Civil				
3DQMIGC35	Civil Engineering Chemical Dosing	50	14JAN13A	08JUL13A
3DQMIGC25	Delivery Chemical Dosing Forms & Loads	0	28JAN13A	
Manufacturing & Supply				
Mechanical				
3DQMFBM05	Manufacture & Supply Chemical Dosing Equipment	116	14DEC12A	27SEP13A
Alpha				
Construction				
Civil				
3DQMCNC25A	Power Block Chem.Dosing Slab & Structure Alpha	40	01MAY13A	30JUL13A
3DQMCNC15A	Cooling Tower Chem.Dosing Slab & Structure Alpha	15	11SEP13A	24SEP13A
Mechanical				
3DQMCNM05A	Chemical Dosing equipment Installation Alpha	40	16DEC13A	31JAN14A
Electrical				
3DQMCNE05A	Electrical Installation Chemical Dosing Alpha	12	28FEB14A	18APR14
Commissioning & Start Up				
Mechanical				
3DQMPEM10A	Precommissioning Cooling Towers Chem.Dosing Alph	10	25APR14	08MAY14
3DQMPEM15A	Precommissioning Power Block Chem.Dosing Alpha	10	09MAY14	22MAY14
3DQMPEM20A	Start Up Chemical Dosing Cooling Towers Alpha	10	22MAY14	05JUN14
3DQMPEM35A	Start Up Chemical Dosing Power Block Alpha	10	03JUN14	16JUN14
Instrumentation & Control				
3DQMPEI05A	Chemical Dosing Signal Testing Alpha	31	09APR14	21MAY14
Beta				
Construction				
Civil				
3DQMCNC25B	Power Block Chem.Dosing Slab & Structure Beta	40	01MAY13A	30JUL13A
3DQMCNC15B	Cooling Tower Chem.Dosing Slab & Structure Beta	15	13SEP13A	20SEP13A
Mechanical				
3DQMCNM05B	Chemical Dosing equipment Installation Beta	40	16DEC13A	31JAN14A
Electrical				
3DQMCNE05B	Electrical Installation Chemical Dosing Beta	15	24MAR14A	18APR14

Activity ID	Activity Description	Orig Dur	Early Start	Early Finish
Commissioning & Start Up				
Mechanical				
3DQMPEM10B	Precommissioning Cooling Towers Chem.Dosing Beta	10	17APR14	30APR14
3DQMPEM15B	Precommissioning Power Block Chem.Dosing Beta	10	01MAY14	14MAY14
3DQMPEM20B	Start Up Chemical Dosing Cooling Towers Beta	10	02JUN14	13JUN14
3DQMPEM35B	Start Up Chemical Dosing Power Block Beta	10	05JUN14	18JUN14
Instrumentation & Control				
3DQMPEI05B	Chemical Dosing Signal Testing Beta	34	15APR14	02JUN14
Sampling System				
Common				
Procurement				
Mechanical				
3SMUCOM15	P.O. Sampling System	40	27DEC12A	27MAR13A
Manufacturing & Supply				
Mechanical				
3SMUFBM05	Manufacture & Supply Sampling System	123	01APR13A	13SEP13A
Alpha				
Construction				
Mechanical				
3SMUCNM15A	Sampling System Equipment Installation Alpha	34	29JAN14A	28FEB14A
Commissioning & Start Up				
Instrumentation & Control				
3SMUPEI05A	Signal Test Sampling System Alpha	10	13MAY14	26MAY14
3SMUPEI20A	Start Up Cooling Towers Sampling System Alpha	10	22MAY14	05JUN14
3SMUPEI30A	Start Up Power Block Sampling System Alpha	10	03JUN14	16JUN14
Beta				
Construction				
Mechanical				
3SMUCNM15B	Sampling System Equipment Installation Beta	30	31JAN14A	28FEB14A
Commissioning & Start Up				
Instrumentation & Control				
3SMUPEI05B	Signal Test Sampling System Beta	10	13MAY14	26MAY14
3SMUPEI20B	Start Up Cooling Towers Sampling System Beta	10	02JUN14	13JUN14
3SMUPEI30B	Start Up Power Block Sampling System Beta	10	12JUN14	25JUN14
Compressed Air System				
Common				
Procurement				
Mechanical				
3ACOCOM05	P.O. Compressed Air System	40	01MAY12A	30NOV12A
Alpha				
Manufacturing & Supply				
Mechanical				
3ACOFBM05A	Manufacture&Supply Air Compressed Equipment Alph	130	03DEC12A	08JUL13A
Construction				
Civil				
3ACOCNC15A	Air Compressors Slab & Structure Constr. Alpha	30	30SEP13A	31JAN14A
Mechanical				
3ACOCNM05A	Air Compressors & Dryers Installation Alpha	15	23DEC13A	31DEC13A
3ACOCNM10A	Compress Air Tanks Installation Alpha	10	17JAN14A	31JAN14A
Electrical				
3ACOCNE05A	Electrical Connection Compress Air System Alpha	5	20JAN14A	21APR14
Commissioning & Start Up				
Mechanical				
3ACOPEM05A	Compress Air System Commissioning Alpha	5	22APR14	28APR14
Instrumentation & Control				
3ACOPEI05A	Signal Testing Compress Air System Alpha	5	29APR14	05MAY14
Beta				
Manufacturing & Supply				
Mechanical				
3ACOFBM05B	Manufacture&Supply Air Compressing Equipment Bet	130	03DEC12A	08JUL13A
Construction				
Civil				
3ACOCNC15B	Air Compressors Slab & Structure Constr. Beta	35	14OCT13A	31JAN14A
Mechanical				
3ACOCNM05B	Air Compressors & Dryers Installation Beta	15	23DEC13A	31DEC13A
3ACOCNM10B	Compress Air Tanks Installation Beta	10	17JAN14A	31JAN14A

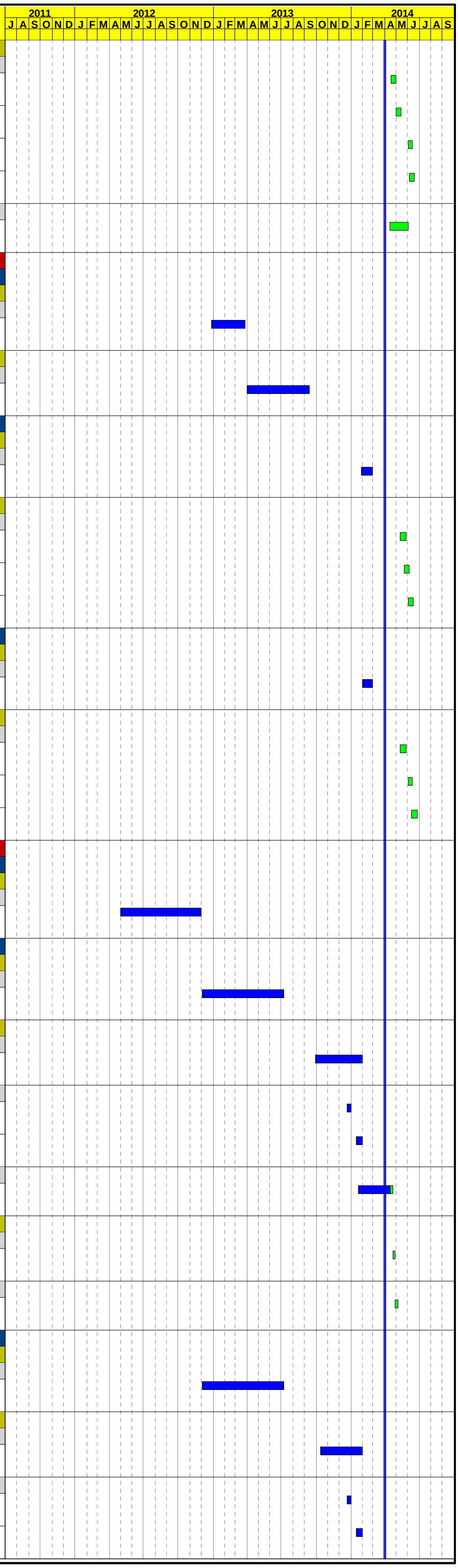

Activity ID	Activity Description	Orig Dur	Early Start	Early Finish
Electrical				
3ACOCNE05B	Electrical Connection Compress Air System Beta	5	20JAN14A	21APR14
Commissioning & Start Up				
Mechanical				
3ACOPEM05B	Compress Air System Commissioning Beta	5	22APR14	28APR14
Instrumentation & Control				
3ACOPEI05B	Signal Testing Compress Air System Beta	5	29APR14	05MAY14
Fire Protection System				
Common				
Procurement				
Civil				
3PCICOC15	P.O. FFS Building	40	01AUG12A	15OCT12A
Mechanical				
3PCICOM05	P.O. Fire Fighting System	40	09DEC11A	15OCT12A
Engineering				
Civil				
3PCIIGC25	Civil Engineering of Fire Fighting System	25	28SEP12A	30JUL13A
Mechanical				
3PCIIGM35	Detailed Engineering of Fire Fighting System	100	02JAN13A	26MAR14A
Manufacturing & Supply				
Mechanical				
3PCIFBM15	Manufacture & Supply Piping and Equip.	62	02JAN13A	15APR13A
Instrumentation & Control				
3PCIFBI05	Manufacture&Supply Detection and Alarm Equipment	70	01MAY13A	26MAR14A
Alpha				
Manufacturing & Supply				
Mechanical				
3PCIFBM05A	Manufacture & Supply FFS Pumps Alpha	45	27MAR13A	12JUL13A
Construction				
Civil				
3PCICNC15A	Civil Works FFS System Alpha	60	07JAN13A	30SEP13A
3PCICNC10A	FFS Building Erection Alpha	25	25SEP13A	29APR14
Mechanical				
3PCICNM25A	Underground Piping and Hydrants Install. Alpha	60	07JAN13A	01MAR13A
3PCICNM40A	FFS Deluge System in Transformers Alpha	30	30AUG13A	28MAR14A
3PCICNM60A	FFS Sprinklers in Office Building Alpha	25	02SEP13A	31JAN14A
3PCICNM70A	FFS Deluge in HTF Area Alpha	25	04SEP13A	16MAY14
3PCICNM05A	FFS Pumps Installation Alpha	10	15NOV13A	28FEB14A
Electrical				
3PCICNE05A	Electrical Connection FFS System Alpha	20	21JAN14A	22MAY14
Instrumentation & Control				
3PCICNI05A	Detection System Installation Alpha	40	01OCT13A	21MAY14
3PCICNI15A	I&C installation including Alarm System Alpha	40	01OCT13A	21MAY14
Commissioning & Start Up				
Mechanical				
3PCIPEM05A	Commissioning Fire Fighting+System Testing Alpha	25	27MAR14A	30MAY14
Instrumentation & Control				
3PCIPEI05A	Signal Testing Fire Fighting System Alpha	15	24APR14	14MAY14
Beta				
Manufacturing & Supply				
Mechanical				
3PCIFBM05B	Manufacture & Supply FFS Pumps Beta	43	27MAR13A	12JUL13A
Construction				
Civil				
3PCICNC15B	Civil Works FFS System Beta	60	25FEB13A	30SEP13A
3PCICNC10B	FFS Building Erection Beta	25	25SEP13A	24APR14
Mechanical				
3PCICNM25B	Underground Piping and Hydrants Installation Bet	60	25FEB13A	19APR13A
3PCICNM40B	FFS Deluge System in Transformers Beta	37	30AUG13A	31MAR14A
3PCICNM60B	FFS Sprinklers in Office Building Beta	25	02SEP13A	31JAN14A
3PCICNM05B	FFS Pumps Installation Beta	10	18NOV13A	28FEB14A
3PCICNM70B	FFS Deluge in HTF Area Alpha	25	14JAN14A	27MAY14

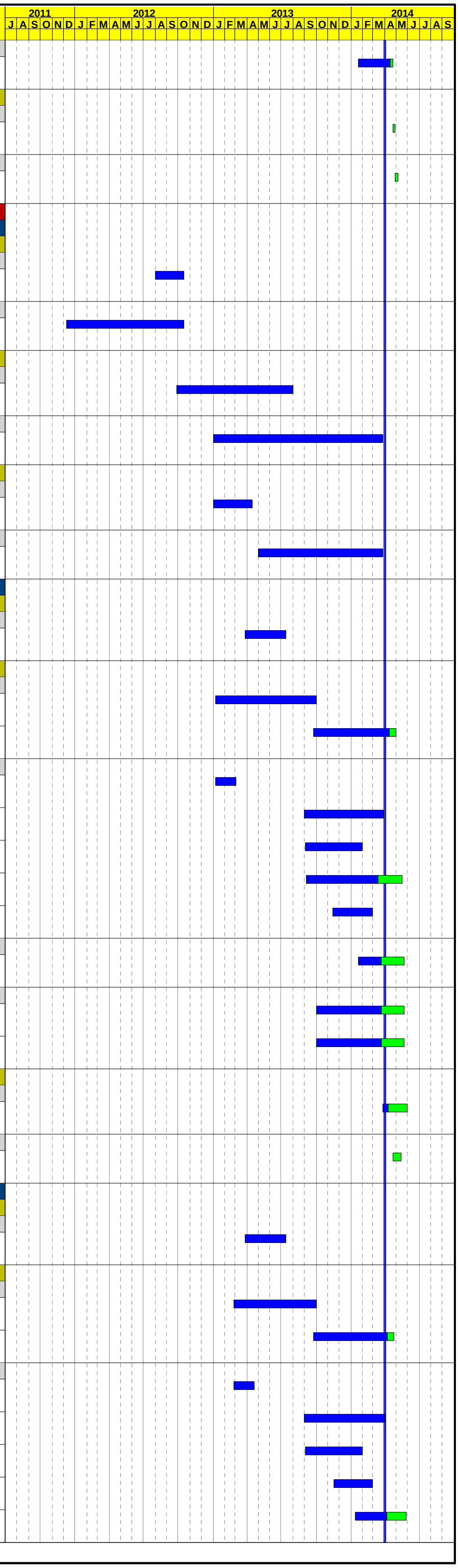

Activity ID	Activity Description	Orig Dur	Early Start	Early Finish
Electrical				
3PCICNE05B	Electrical Connection FFS System Beta	9	21JAN14A	02JUN14
Instrumentation & Control				
3PCICNI05B	Detection System Installation Beta	40	01OCT13A	23MAY14
3PCICNI15B	I&C installation including Alarm System Beta	40	01OCT13A	19MAY14
Commissioning & Start Up				
Mechanical				
3PCIPEM05B	Commissioning Fire Fighting+System Testing Beta	50	26MAR14A	11JUN14
Instrumentation & Control				
3PCIPEI05B	Signal Testing Fire Fighting System Beta	15	21MAY14	11JUN14
Distribution Control System				
Common				
Procurement				
Instrumentation & Control				
3SCDCOI05	P.O. Distributed Control System	40	09DEC11A	01MAY12A
3SCDCOI25	P.O. PB MultiCable	25	15APR13A	30JUL13A
3SCDCOI20	P.O. Optics Fiber PB	20	18JUL13A	23AUG13A
Engineering				
Instrumentation & Control				
3SCDIGI15	Engineering Distributed Control System	69	04SEP12A	27DEC12A
3SCDIGI25	Distributed Control System Programming	116	01OCT12A	01MAY14
3SCDIGI35	Control Building Engineering + BV Approval	33	04FEB13A	01AUG13A
3SCDIGI45	Communications Programming	37	06JAN14A	27JUN14
Manufacturing & Supply				
Instrumentation & Control				
3SCDFBI15	FAT Tests of DCS	95	13JUN13A	31MAR14A
3SCDFBI17	Manufacture & Supply PB Multicable	60	31JUL13A	30SEP13A
3SCDFBI25	PB Optic Fiber Supply	35	26AUG13A	09OCT13A
Alpha				
Manufacturing & Supply				
Instrumentation & Control				
3SCDFBI05A	Manufacture & Supply DCS Cabinets (L-1) Alpha	145	07SEP12A	29MAR13A
3SCDFBI10A	DCS Furniture & Equipment Supply Alpha	60	01APR13A	15APR13A
Construction				
Civil				
3SCDCNC40A	Control Building Construction & Interior Alpha	77	15APR13A	29NOV13A
Instrumentation & Control				
3SCDCNI05A	DCS Stations Installation in Control Room Alpha	10	14JAN14A	14APR14
3SCDCNI10A	L-1 DCS Cabinets installation Alpha	20	14JAN14A	26MAR14A
3SCDCNI07A	DCS Software installation Alpha	8	28JAN14A	28FEB14A
3SCDCNI90A	Optics Fiber Installation Alpha	36	28FEB14A	16APR14
Commissioning & Start Up				
Instrumentation & Control				
3SCDPEI05A	DCS Loops & Interlocks Tests (SAT) Alpha	40	15APR14	10JUN14
3SCDPEI25A	PLC's Communication Tests Alpha	16	15APR14	06MAY14
3SCDPEI15A	Signal Test Whole Plant Alpha	44	21APR14	20JUN14
Beta				
Manufacturing & Supply				
Instrumentation & Control				
3SCDFBI05B	Manufacture & Supply DCS Cabinets (L-1) Beta	145	07SEP12A	19APR13A
3SCDFBI10B	DCS Furniture & Equipment Supply Beta	60	01APR13A	15APR13A
Construction				
Civil				
3SCDCNC40B	Control Building Construction & Interior Beta	83	15APR13A	29NOV13A
Instrumentation & Control				
3SCDCNI05B	DCS Stations Installation in Control Room Beta	10	14JAN14A	02APR14
3SCDCNI10B	L-1 DCS Cabinets installation Beta	20	14JAN14A	31MAR14A
3SCDCNI07B	DCS Software installation Beta	5	28JAN14A	28FEB14A
3SCDCNI90B	Optics Fiber Installation Beta	23	27FEB14A	15APR14

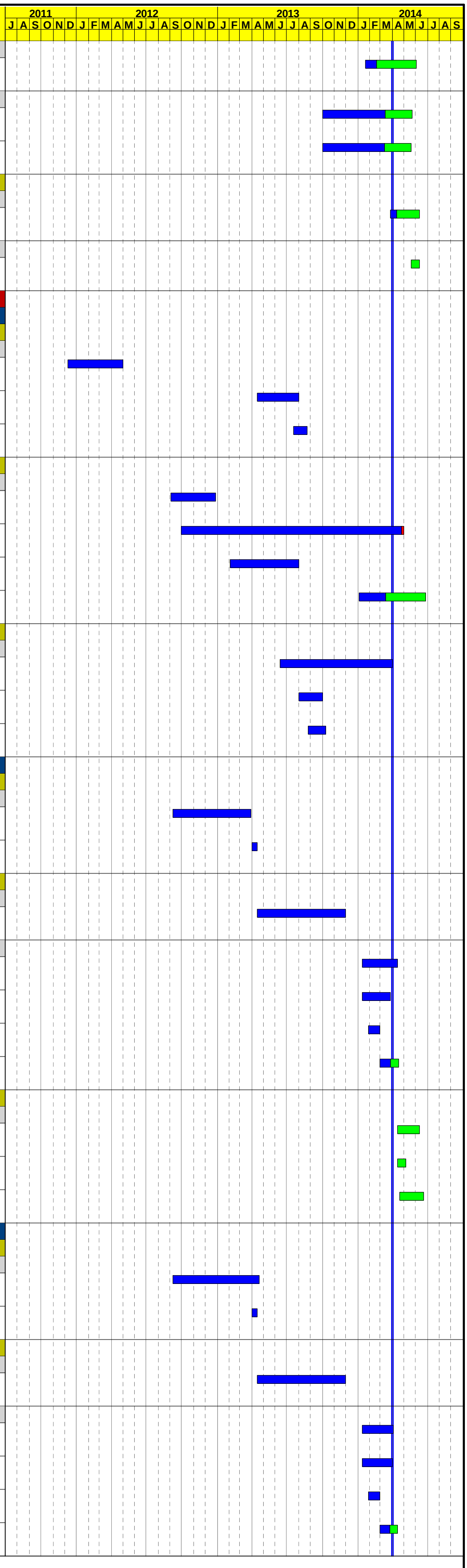

Activity ID	Activity Description	Orig Dur	Early Start	Early Finish
Commissioning & Start Up				
Instrumentation & Control				
3SCDPEI25B	PLC's Communication Tests Beta	15	15APR14	05MAY14
3SCDPEI15B	Signal Test Whole Plant Beta	45	18APR14	20JUN14
3SCDPEI05B	DCS Loops & Interlocks Tests (SAT) Beta	45	25APR14	27JUN14
Piping System				
Common				
Procurement				
Mechanical				
3RAKCOM45	P.O. Manual Valves no HTF	30	06JUL12A	30NOV12A
3RAKCOM05	P.O. Piping Rack Assembly	39	28AUG12A	29MAR13A
3RAKCOM25	P.O. for Rack Structure	30	28AUG12A	19DEC12A
3RAKCOM55	P.O. On/Off Valves PB	30	01OCT12A	31JAN13A
3RAKCOM75	P.O. PB Piping & Accesories	30	05OCT12A	20MAR13A
3RAKCOM50	P.O. of Rack 3	0	30NOV12A	
3RAKCOM65	P.O. Pressure Safety Valves PB	35	03DEC12A	25APR13A
3RAKCOM30	P.O. of Rack 1	0	19DEC12A	
3RAKCOM40	P.O. of Rack 2	0	19DEC12A	
3RAKCOM85	P.O. Piping Assembly In Power Block	45	12MAR13A	30MAY13A
3RAKCOM15	P.O. PB Piping Supports (Steam)	30	01APR13A	16AUG13A
3RAKCOM35	P.O. PB Piping Supports (Utilities)	30	01APR13A	20SEP13A
3RAKCOM95	Steam Area Mechanical Assembly P.O. Ready	0	17JUN13A	
Engineering				
Civil				
3RAKIGC95	Civil Works Engineering Rack	40	13JUN12A	18FEB13A
3RAKIGC85	Delivery Rack Forms & Loads	0	02JUL12A	
3RAKIGC55	Delivery of Rack 3 Foundations Design	0		22OCT12A
3RAKIGC25	Delivery of Rack 3 Structure IfC	0		07NOV12A
3RAKIGC05	Delivery of Rack 1 Structure IfC	0		20DEC12A
3RAKIGC35	Delivery of Rack 1 Foundations Design	0		28JAN13A
3RAKIGC15	Delivery of Rack 2 Structure IfC	0		29JAN13A
3RAKIGC45	Delivery of Rack 2 Foundations Design	0		18FEB13A
Mechanical				
3RAKIGM10	Piping Engineering in Rack	94	01AUG12A	26APR13A
3RAKIGM20	Delivery Rack 3 Piping Design IfC	0		01NOV12A
3RAKIGM30	Delivery Rack 1 Piping Design IfC	0		26APR13A
3RAKIGM40	Delivery Rack 2 Piping Design IfC	0		26APR13A
Legalization				
3RAKIGL85	Permit Approval of Rack 3 Structure	13	08OCT12A	15NOV12A
3RAKIGL25	Permit Approval of Rack 3 Foundations	25	26OCT12A	13NOV12A
3RAKIGL65	Permit Approval of Rack 1 Structure	13	21DEC12A	22FEB13A
3RAKIGL05	Permit Approval of Rack 1 Foundations	25	28JAN13A	28FEB13A
3RAKIGL75	Permit Approval of Rack 2 Structure	25	30JAN13A	22MAR13A
3RAKIGL15	Permit Approval of Rack 2 Foundations	25	19FEB13A	20MAR13A
Manufacturing & Supply				
Civil				
3RAKFBC05	Manufacture & Supply Rack Structure	70	03DEC12A	28JUN13A
3RAKFBC45	Manufacture & Supply Rack 3 Structure	40	03DEC12A	27MAR13A
3RAKFBC25	Manufacture & Supply Rack 1 Structure	40	29JAN13A	28JUN13A
3RAKFBC35	Manufacture & Supply Rack 2 Structure	40	29JAN13A	28JUN13A
3RAKFBC15	Manufacture & Supply Piping Supports	59	12AUG13A	29NOV13A
3RAKFBC85	Start Reception of Steam Area Supports	0	09OCT13A	

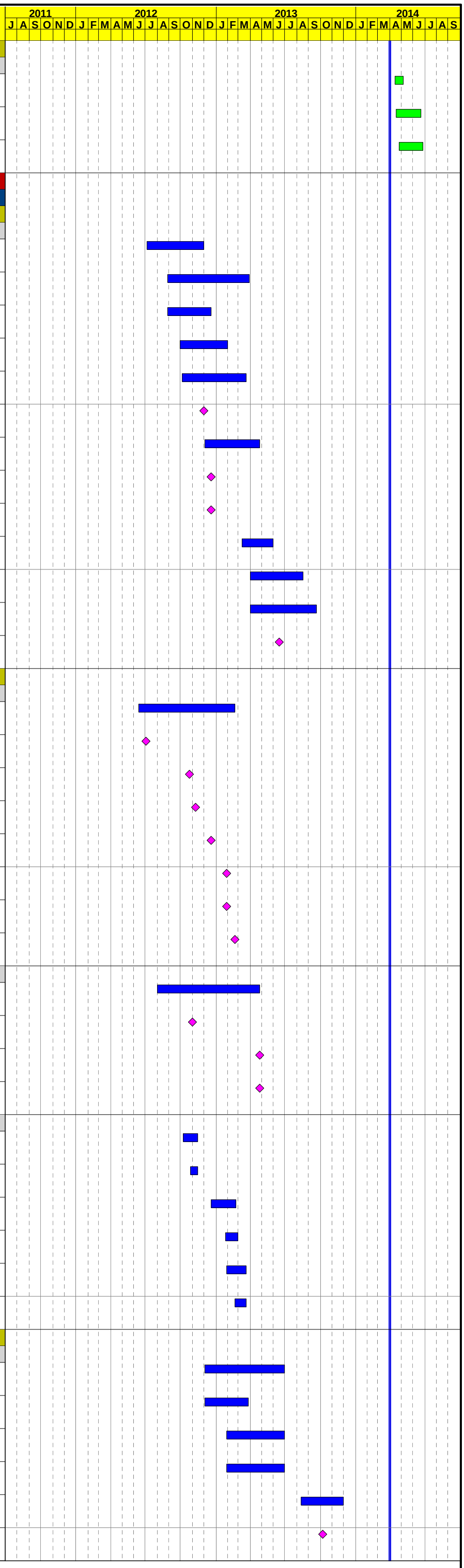

Activity ID	Activity Description	Orig Dur	Early Start	Early Finish
Mechanical				
3RAKFBM95	Manufacture & Supply Manual Valves PB	157	02JAN13A	14APR14
3RAKFBM60	Manufacture & Supply Carbon Steel PB Piping	80	25JAN13A	29MAR13A
3RAKFBM70	Manufacture & Supply Stainless Steel PB Piping	60	25JAN13A	15MAR13A
3RAKFBM33	Manufacture & Supply On/Off Valves PB	142	01MAR13A	31JAN14A
3RAKFBM53	Manufacture & Supply PSV's PB	89	26APR13A	01NOV13A
3RAKFBM105	Delivery of First Valves	0	01MAY13A	
Alpha				
Construction				
Civil				
3RAKCNC20A	Rack & Piping Foundations in PB Alpha	80	07JAN13A	20MAY13A
3RAKCNC30A	Rack 1 Foundations Ready Alpha	0	10MAY13A	
Mechanical				
3RAKCNM12A	Piping Rack Installation Alpha	87	19MAR13A	28FEB14A
3RAKCNM74A	Rack 3 Erection Alpha	25	19MAR13A	12APR13A
3RAKCNM18A	Condensate&Feed Piping&Acc. Install.+HT Alpha	99	20JUN13A	01MAY14
3RAKCNM30A	Manual Valves Installation in PB Alpha	70	20JUN13A	02MAY14
3RAKCNM05A	Workshop&Onsite Install. Steam Pip&Acc.+HT Alpha	94	21JUN13A	16MAY14
3RAKCNM42A	Condensate Drainage Piping&Acc.Install.+HT Alpha	60	21JUN13A	02MAY14
3RAKCNM70A	Rack 1 Erection Alpha	37	01JUL13A	20DEC13A
3RAKCNM72A	Rack 2 Erection Alpha	65	15JUL13A	28FEB14A
3RAKCNM60A	Cooling Piping&Accessories Installation+HT Alpha	75	15AUG13A	31MAR14A
3RAKCNM35A	Worksh&Onsite Install.Compr.Air Pipe&Acc+HT Alph	70	16AUG13A	02MAY14
3RAKCNM10A	Worksh&Onsite Install. Raw Water Pip&Acc+HT Alph	60	13NOV13A	24MAR14A
3RAKCNM20A	Worksh&Onsite Install.Demi Water Pip&Acc+HT Alph	56	13NOV13A	02MAY14
3RAKCNM25A	Worksh&Onsite Inst. Osmo.Water Pip&Acc+HT Alpha	40	21NOV13A	02MAY14
3RAKCNM95A	Worksh&Onsite Inst. MakeUp Water Pip&Acc+HT Alph	60	21NOV13A	02MAY14
3RAKCNM15A	Workshop&Onsite Inst.Drink Water Pip&Acc+HT Alph	56	20DEC13A	07MAY14
3RAKCNM40A	On/Off Valves Installation in PB Alpha	50	14JAN14A	12MAY14
3RAKCNM50A	PSV's Installation in PB Alpha	50	27JAN14A	15MAY14
3RAKCNM55A	PB Insulation Assembly Alpha	70	28JAN14A	04JUN14
Electrical				
3RAKCNE30A	Electr. and I&C Trays Installation on Rack Alpha	30	31DEC13A	08APR14
Commissioning & Start Up				
Mechanical				
3RAKPEM05A	Flushing PB Piping Alpha	10	24MAR14A	28MAR14A
Beta				
Procurement				
Mechanical				
3RAKCOM105	P.O. Piping Assembly for Utilities	20	22JUL13A	29NOV13A
Construction				
Civil				
3RAKCNC20B	Rack & Piping Foundations in PB Beta	80	07JAN13A	27MAY13A
3RAKCNC30B	Rack 1 Foundations Ready Beta	0	17MAY13A	
Mechanical				
3RAKCNM12B	Piping Rack Installation Beta	89	10APR13A	28FEB14A
3RAKCNM74B	Rack 3 Erection Beta	20	10APR13A	19APR13A
3RAKCNM05B	Workshop&Onsite Install. Steam Pip&Acc+HT Beta	104	14MAY13A	06MAY14
3RAKCNM30B	Manual Valves Installation in PB Beta	65	20JUN13A	02MAY14
3RAKCNM42B	Condensate Drainage Piping&Acc.Install.+HT Beta	60	20JUN13A	29APR14
3RAKCNM18B	Condensate&Feed Piping&Acc. Install.+HT Beta	99	21JUN13A	28APR14
3RAKCNM70B	Rack 1 Erection Beta	37	08JUL13A	20DEC13A
3RAKCNM72B	Rack 2 Erection Beta	65	09JUL13A	28FEB14A

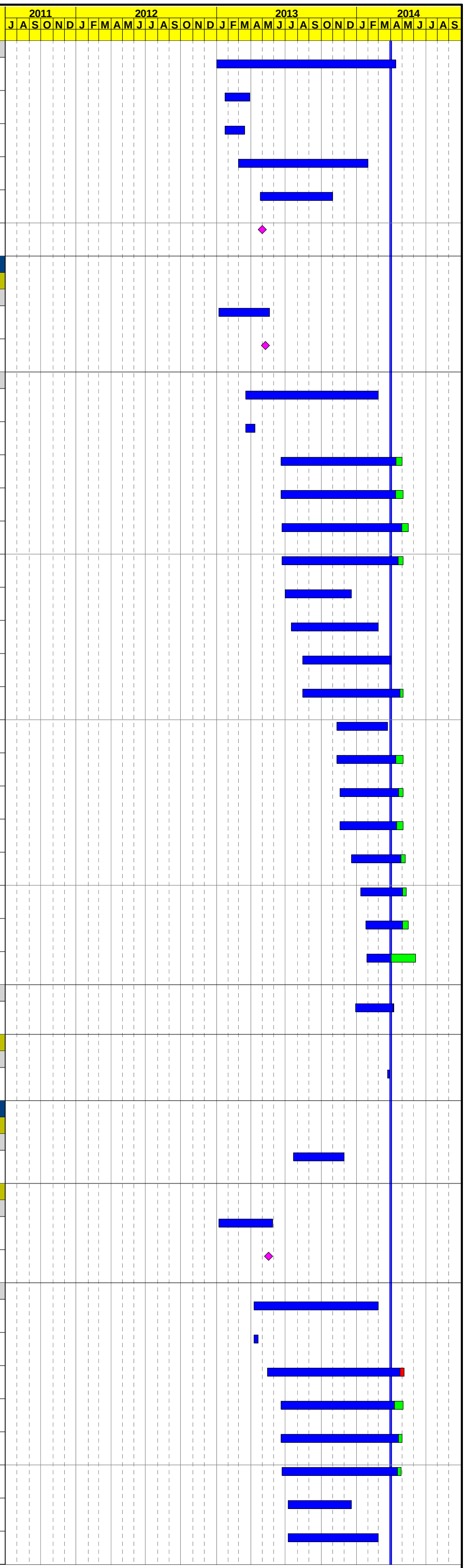

Activity ID	Activity Description	Orig Dur	Early Start	Early Finish
3RAKCNM35B	Worksh&Onsite Install. Compr.Air Pipe&Acc+HT Bet	70	16AUG13A	02MAY14
3RAKCNM60B	Cooling Piping&Accessories Installation+HT Beta	78	19SEP13A	31MAR14A
3RAKCNM20B	Worksh&Onsite Install.Demi Water Pip&Acc+HT Beta	73	13NOV13A	02MAY14
3RAKCNM10B	Worksh&Onsite Install. Raw Water Pip&Acc+HT Beta	60	21NOV13A	25MAR14A
3RAKCNM25B	Worksh&Onsite Inst. Osmo.Water Pip&Acc+HT Beta	40	21NOV13A	02MAY14
3RAKCNM95B	Worksh&Onsite Inst.Make Up Water Pip&Acc+HT Bet	43	21NOV13A	02MAY14
3RAKCNM15B	Workshop&Onsite Inst.Drink Water Pip&Acc+HT Beta	65	20DEC13A	05MAY14
3RAKCNM40B	On/Off Valves Installation in PB Beta	50	22JAN14A	07MAY14
3RAKCNM55B	PB Insulation Assembly Beta	75	28JAN14A	05JUN14
3RAKCNM50B	PSV's Installation in PB Beta	50	29JAN14A	02MAY14
Electrical				
3RAKCNE30B	Electr. and I&C Trays Installation on Rack Beta	30	31DEC13A	11APR14
Commissioning & Start Up				
Mechanical				
3RAKPEM05B	Flushing PB Piping Beta	10	24MAR14A	28MAR14A
Electrical System				
Common				
Procurement				
Civil				
3SIECOC15	P.O. Electrical Buildings	40	31AUG12A	28FEB13A
Mechanical				
3SIECOM05	P.O. Air Conditioning	40	04SEP12A	28FEB13A
Electrical				
3SIECOE45	P.O. Main Transformer	40	14SEP11A	31JAN12A
3SIECOE05	P.O. Auxiliary Transformers	40	01DEC11A	25JAN13A
3SIECOE16	P.O. Medium Voltage Electrical Cabinets	30	01DEC11A	20DEC12A
3SIECOE17	P.O. Low Voltage Electrical Cabinets	30	01DEC11A	28FEB13A
3SIECOE26	P.O. MCC's	35	01DEC11A	28FEB13A
3SIECOE76	P.O. Variable Frequency Drivers (VFD)	35	01DEC11A	28FEB13A
3SIECOE35	P.O. Electrical Substations	40	09DEC11A	02AUG12A
3SIECOE65	P.O. Auxiliary Main Transformer	40	09DEC11A	25JUL12A
3SIECOE94	P.O. Duct Bars	35	12DEC11A	30APR13A
3SIECOE74	P.O. Diesel Emergency Generator	40	31AUG12A	07FEB13A
3SIECOE55	P.O. Power Cables	30	07MAR13A	20MAY13A
3SIECOE25	P.O.Batteries and Chargers Direct Current System	30	19MAR13A	09AUG13A
3SIECOE30	P.O. Uninterruptible Power Supply (UPS)	35	19MAR13A	28JUN13A
3SIECOE02	P.O. Electrical Installation PB	35	29MAR13A	29NOV13A
3SIECOE84	P.O. Lightning Protection	35	29MAR13A	29NOV13A
3SIECOE64	P.O. Earthing Cables for PB	25	22APR13A	15MAY13A
3SIECOE70	P.O. CCTV and PA Systems	35	28JUN13A	29NOV13A
Engineering				
Civil				
3SIEIGC15	Substation Engineering	44	01AUG12A	15MAY13A
3SIEIGC25	Transformers' Civil works design	40	04SEP12A	29NOV13A
3SIEIGC35	Delivery Transformers Forms & Loads	0	26APR13A	
Power Purchase Agreement (PPA)				
3SIEIGP10	CAISO B1: Metering Scheme Overview	0	03JUN13A	
3SIEIGP20	CAISO B2: Initial Metering Package	0	01APR14	
3SIEIGP40	CAISO B5: Metering and Telemetry Testing	0	05MAY14	
3SIEIGP30	CAISO B4: RIG Certific. and Final Metering Pack	0	09MAY14	
Manufacturing & Supply				
Mechanical				
3SIEFBM05	Manufacture & Supply Air Conditioning	50	01MAR13A	21MAR14A

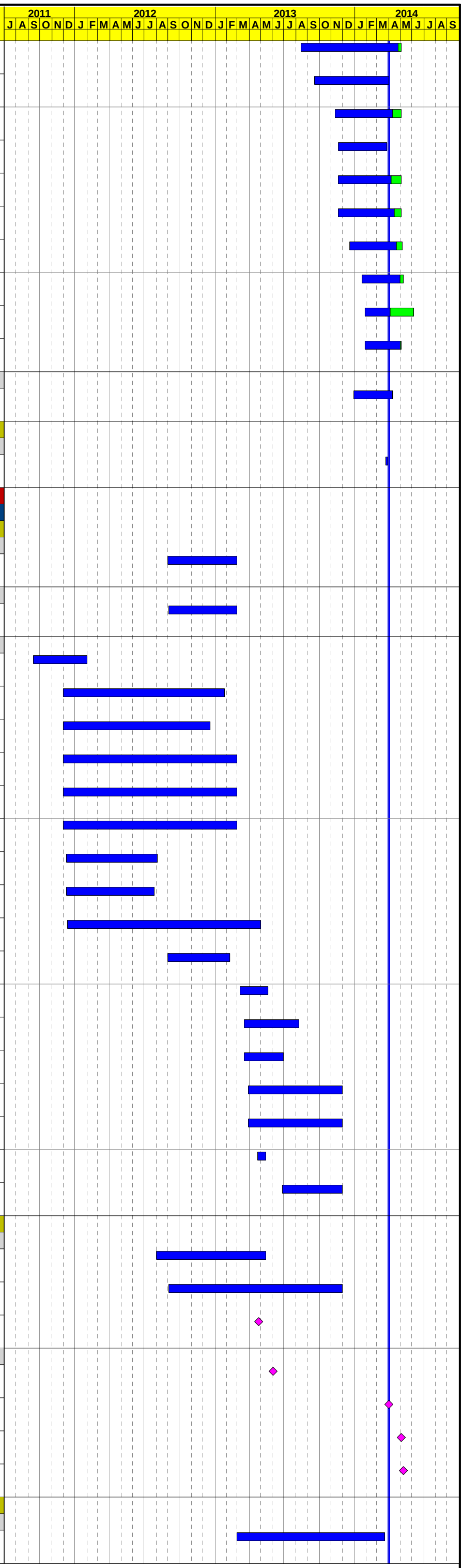

Activity ID	Activity Description	Orig Dur	Early Start	Early Finish
Electrical				
3SIEFBE05	Manufacture & Supply Electrical Substations	151	03AUG12A	30APR13A
3SIEFBE76	Manufacture & Supply VFD's	126	03DEC12A	26NOV13A
3SIEFBE25	Manufacture & Supply MV Electrical Cabinets	102	21DEC12A	31OCT13A
3SIEFBE19	Manufacture & Supply Auxiliary Transformers	80	28JAN13A	30SEP13A
3SIEFBE29	Manufacture & Supply MCC's	118	01MAR13A	29AUG13A
3SIEFBE35	Manufacture & Supply Low Voltage Cabinets	118	01MAR13A	14OCT13A
3SIEFBE80	M&S of Rig and Metering Equipment	50	01APR13A	09JUL13A
3SIEFBE64	Manufacture & Supply PB Earthing Cable	10	14MAY13A	15JUL13A
3SIEFBE55	Manufacture & Supply Power Cable	15	21MAY13A	15JUL13A
3SIEFBE30	Manufacture & Supply DC Batteries&Chargers	70	12AUG13A	29NOV13A
3SIEFBE45	Manufacture & Supply of Electrical and I&C Trays	75	12AUG13A	29NOV13A
3SIEFBE65	First Delivery of Electrical and I&C Trays	0	26SEP13A	
3SIEFBE70	Manufacture & Supply CCTV&PA	64	02DEC13A	02MAY14
3SIEFBE84	Manufacture & Supply Lightning Protection	39	24JAN14A	31JAN14A
3SIEFBE90		1	01APR14	01APR14
Alpha				
Manufacturing & Supply				
Electrical				
3SIEFBE27A	Manufac. & Supply Main Transformer Alpha	290	01FEB12A	05OCT12A
3SIEFBE17A	Manufacture & Supply Aux. Main Transformer Alpha	189	26JUL12A	26FEB13A
3SIEFBE74A	Manufact&Supply Emergency Diesel Generator Alpha	111	08FEB13A	29OCT13A
3SIEFBE40A	Manufacture & Supply UPS Alpha	89	01JUL13A	13NOV13A
3SIEFBE88A	Manufacture & Supply Duct Bars Alpha	129	01JUL13A	23JAN14A
Construction				
Civil				
3SIECNC80A	Electrical Substation Civil Works Alpha	55	14SEP12A	30APR13A
3SIECNC10A	Control Electrical Room Erection Alpha	10	03JUN13A	31DEC13A
3SIECNC30A	Cooling Towers Electrical Room Erection Alpha	10	03JUN13A	11DEC13A
3SIECNC40A	HTF Electrical Room Erection Alpha	10	03JUN13A	18DEC13A
3SIECNC85A	Turbine Electrical & Control Room Erection Alpha	38	03JUN13A	31JAN14A
3SIECNC05A	Control Electrical Room Foundations Alpha	19	17JUN13A	21OCT13A
3SIECNC15A	Cooling Towers Electrical Room Foundations Alpha	19	17JUN13A	26SEP13A
3SIECNC25A	HTF Electrical Room Foundations Alpha	19	17JUN13A	30SEP13A
3SIECNC65A	Underground Ducts in PB Alpha	60	10JUL13A	31OCT13A
3SIECNC45A	Diesel Emergency Generator Foundation Alpha	20	16SEP13A	30SEP13A
3SIECNC60A	Foundations&Walls of auxiliary Transformers Alph	30	13NOV13A	31JAN14A
3SIECNC35A	A/C&Lighting install. in Electrical Rooms Alpha	20	03FEB14A	31MAR14A
3SIECNC55A	Civil Works Street lighting Alpha	48	28FEB14A	12MAY14
Electrical				
3SIECNE42A	Main Transformer Installation Alpha	15	03DEC12A	05DEC12A
3SIECNE20A	Electrical Substation Assembly Alpha	38	22APR13A	15JUL13A
3SIECNE22A	Auxiliary Main Transformer Installation Alpha	10	29APR13A	27MAY13A
3SIECNE90A	PB Earthing Net Alpha	60	03JUL13A	02MAY14
3SIECNE97A	Installation of RIG and MEtering Equipment Alpha	10	10JUL13A	23JUL13A
3SIECNE68A	Diesel Emergency Generator Installation Alpha	20	23OCT13A	23DEC13A
3SIECNE80A	Electrical Trays Installation Alpha	77	28NOV13A	29APR14
3SIECNE40A	Medium Voltage Cabinets Installation Alpha	60	09DEC13A	28FEB14A
3SIECNE50A	MCC's Installation Alpha	20	09DEC13A	28FEB14A
3SIECNE45A	Low Voltage Cabinets Installation Alpha	60	16DEC13A	28FEB14A

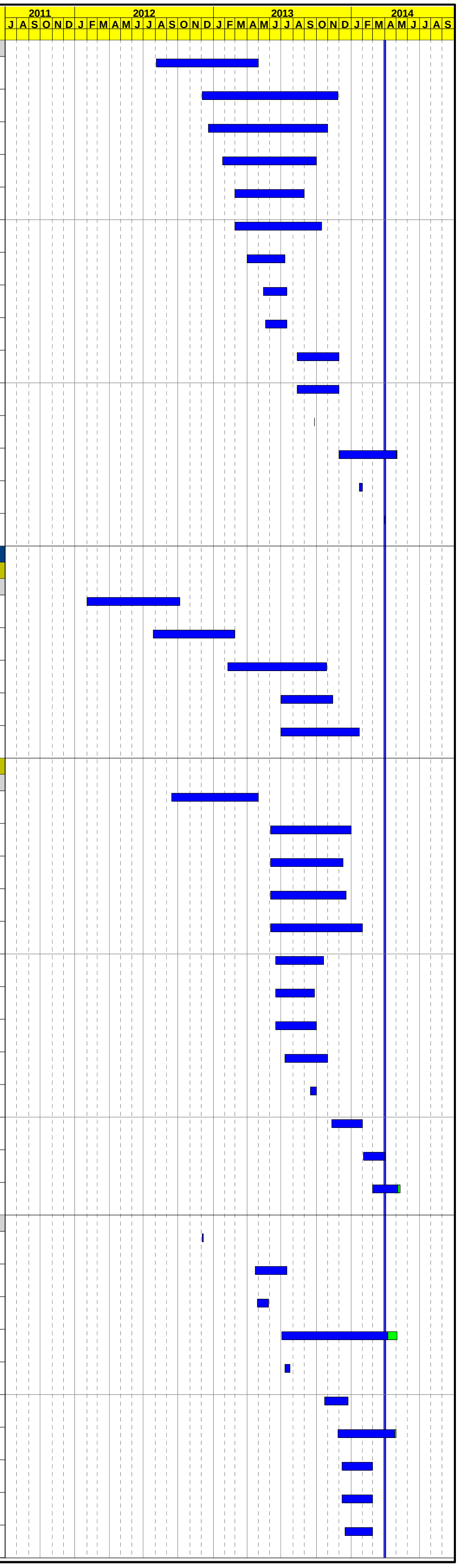

Activity ID	Activity Description	Orig Dur	Early Start	Early Finish
3SIECNE60A	UPS Installation Alpha	20	19DEC13A	18APR14
3SIECNE32A	VFD's Installation Alpha	60	31DEC13A	31JAN14A
3SIECNE55A	Installation DC Batteries & Chargers Alpha	14	16JAN14A	09APR14
3SIECNE87A	Auxiliary Transformers Installation Alpha	10	17JAN14A	28MAR14A
3SIECNE85A	Electrical Cable Installation PB Alpha	64	27JAN14A	09MAY14
3SIECNE78A	Duct Bars Installation Alpha	40	28JAN14A	25APR14
3SIECNE95A	PB Lights Installation Alpha	55	28FEB14A	26JUN14
3SIECNE98A	Lightning Protection Installation Alpha	20	28FEB14A	15MAY14
3SIECNE75A	CCTV & PA Systems Installation Alpha	30	05MAY14	16JUN14
Commissioning & Start Up				
Electrical				
3SIEPEE15A	Electrical Substation Commissioning Alpha	3	28OCT13A	08NOV13A
3SIEPEE70A	Main Transformer Commissioning Alpha	3	28OCT13A	14NOV13A
3SIEPEE25A	Distribution Transformers Commissioning Alpha	3	17APR14	21APR14
3SIEPEE40A	MCC's Commissioning Alpha	3	17APR14	21APR14
3SIEPEE30A	Medium Voltage Cabinets Commissioning Alpha	2	21APR14	22APR14
3SIEPEE35A	Low Voltage Elect. Cabinets Commissioning Alpha	3	21APR14	23APR14
3SIEPEE23A	Auxiliary Main Transformer Commissioning Alpha	10	24APR14	07MAY14
3SIEPEE50A	Plant Electrical System Energization Alpha	0		28APR14
3SIEPEE60A	VFD's Commissioning Alpha	3	28APR14	30APR14
3SIEPEE05A	Diesel Emergency Generator Start Up Alpha	10	10JUN14	23JUN14
Instrumentation & Control				
3SIEPEI05A	Communications Testing w/Transmission Owner Alph	3	29OCT13A	30OCT13A
3SIEPEI15A	Electrical System Signal Testing Alpha	10	21APR14	02MAY14
Beta				
Manufacturing & Supply				
Electrical				
3SIEFBE27B	Manufac. & Supply Main Transformer Beta	290	01FEB12A	08OCT12A
3SIEFBE17B	Manufacture & Supply Aux. Main Transformer Beta	189	26JUL12A	26FEB13A
3SIEFBE74B	Manufact&Supply Emergency Diesel Generator Beta	130	08FEB13A	29OCT13A
3SIEFBE40B	Manufacture & Supply UPS Beta	89	01JUL13A	13NOV13A
3SIEFBE88B	Manufacture & Supply Duct Bars Beta	129	01JUL13A	23JAN14A
Construction				
Civil				
3SIECNC80B	Electrical Substation Civil Works Beta	54	17SEP12A	30APR13A
3SIECNC10B	Control Electrical Room Erection Beta	10	03JUN13A	24DEC13A
3SIECNC30B	Cooling Towers Electrical Room Erection Beta	10	03JUN13A	18NOV13A
3SIECNC35B	A/C&Lighting install. in Electrical Rooms Beta	20	03JUN13A	31MAR14A
3SIECNC40B	HTF Electrical Room Erection Beta	10	03JUN13A	24DEC13A
3SIECNC85B	Turbine Electrical & Control Room Erection Beta	38	03JUN13A	30JAN14A
3SIECNC05B	Control Electrical Room Foundations Beta	19	17JUN13A	21OCT13A
3SIECNC15B	Cooling Towers Electrical Room Foundations Beta	19	17JUN13A	26SEP13A
3SIECNC25B	HTF Electrical Room Foundations Beta	19	17JUN13A	30SEP13A
3SIECNC65B	Underground Ducts in PB Beta	60	24JUL13A	31OCT13A
3SIECNC45B	Diesel Emergency Generator Foundation Beta	20	16SEP13A	30SEP13A
3SIECNC60B	Foundations&Walls of auxiliary Transformers Beta	30	13NOV13A	14JAN14A
3SIECNC55B	Civil Works Street lighting Beta	49	28FEB14A	09MAY14
Electrical				
3SIECNE42B	Main Transformer Installation Beta	15	03DEC12A	05DEC12A
3SIECNE20B	Electrical Substation Assembly Beta	38	22APR13A	15JUL13A
3SIECNE22B	Auxiliary Main Transformer Installation Beta	10	29APR13A	20MAY13A

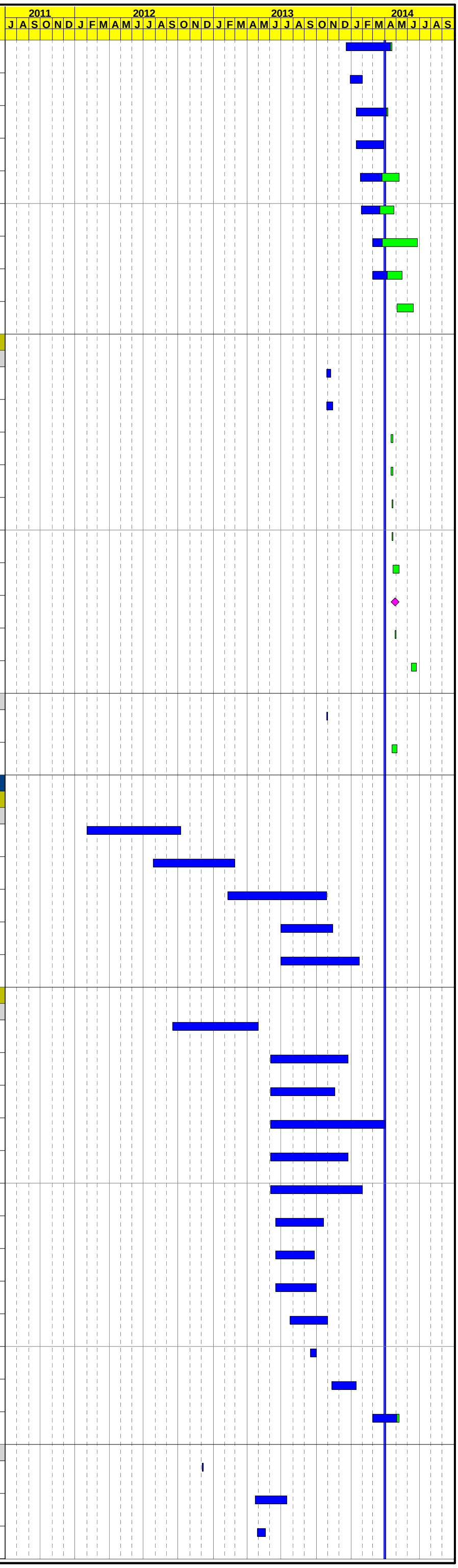

Activity ID	Activity Description	Orig Dur	Early Start	Early Finish
3SIECNE97B	Installation of RIG and Metering Equipment Beta	10	10JUL13A	23JUL13A
3SIECNE90B	PB Grounding Net Beta	60	01AUG13A	02MAY14
3SIECNE68B	Diesel Emergency Generator Installation Beta	20	23OCT13A	23DEC13A
3SIECNE40B	Medium Voltage Cabinets Installation Beta	60	21NOV13A	28FEB14A
3SIECNE50B	MCC's Installation Beta	20	21NOV13A	31JAN14A
3SIECNE45B	Low Voltage Cabinets Installation Beta	60	09DEC13A	28FEB14A
3SIECNE80B	Electrical Trays Installation Beta	77	16DEC13A	18APR14
3SIECNE32B	VFD's Installation Beta	60	31DEC13A	31JAN14A
3SIECNE60B	UPS Installation Beta	20	10JAN14A	22APR14
3SIECNE87B	Auxiliary Transformers Installation Beta	10	15JAN14A	27MAR14A
3SIECNE55B	Installation DC Batteries & Chargers Beta	18	17JAN14A	09APR14
3SIECNE78B	Duct Bars Installation Beta	40	27JAN14A	24APR14
3SIECNE85B	Electrical Cable Installation PB Beta	64	27JAN14A	14MAY14
3SIECNE95B	PB Lights Installation Beta	55	28FEB14A	25JUN14
3SIECNE98B	Lightning Protection Installation Beta	20	28FEB14A	15MAY14
3SIECNE75B	CCTV & PA Systems Installation Beta	30	21APR14	02JUN14
Commissioning & Start Up				
Electrical				
3SIEPEE15B	Electrical Substation Commissioning Beta	3	28OCT13A	11NOV13A
3SIEPEE70B	Main Transformer Commissioning Beta	3	28OCT13A	15NOV13A
3SIEPEE30B	Medium Voltage Cabinets Commissioning Beta	2	21APR14	22APR14
3SIEPEE25B	Distribution Transformers Commissioning Beta	3	23APR14	25APR14
3SIEPEE35B	Low Voltage Elect. Cabinets Commissioning Beta	3	23APR14	25APR14
3SIEPEE60B	VFD's Commissioning Beta	3	23APR14	25APR14
3SIEPEE40B	MCC's Commissioning Beta	3	24APR14	28APR14
3SIEPEE23B	Auxiliary Main Transformer Commissioning Beta	5	25APR14	01MAY14
3SIEPEE50B	Plant Electrical System Energization Beta	0		30APR14
3SIEPEE05B	Diesel Emergency Generator Start Up Beta	5	30MAY14	05JUN14
Instrumentation & Control				
3SIEPEI05B	Communications Testing w/Transmission Owner Beta	3	29OCT13A	30OCT13A
3SIEPEI15B	Electrical System Signal Testing Beta	10	21APR14	02MAY14
I&C System				
Common				
Procurement				
Instrumentation & Control				
3SIICOI20	P.O. Control Valves no HTF	35	01MAR12A	28FEB13A
3SIICOI70	P.O. Instrumentation for Block of Power	65	01NOV12A	15JUL13A
3SIICOI30	P.O. Control Cables PB	25	15APR13A	30JUL13A
3SIICOI03	P.O. I&C Installation in PB	49	23JUL13A	16DEC13A
Manufacturing & Supply				
Instrumentation & Control				
3SIIFBI60	Manufacture & Supply Control Valves PB	142	01MAR13A	28APR14
3SIIFBI30	Manufacture & Supply Instruments for PB	98	01MAY13A	10JAN14A
3SIIFBI05	Manufacture & Supply PB Control Cable	50	31JUL13A	21OCT13A
Alpha				
Construction				
Instrumentation & Control				
3SIICNI05A	I&C Installation on PB Alpha	50	28JAN14A	23MAY14
Beta				
Construction				
Instrumentation & Control				
3SIICNI05B	I&C Installation on PB Beta	50	27JAN14A	12MAY14

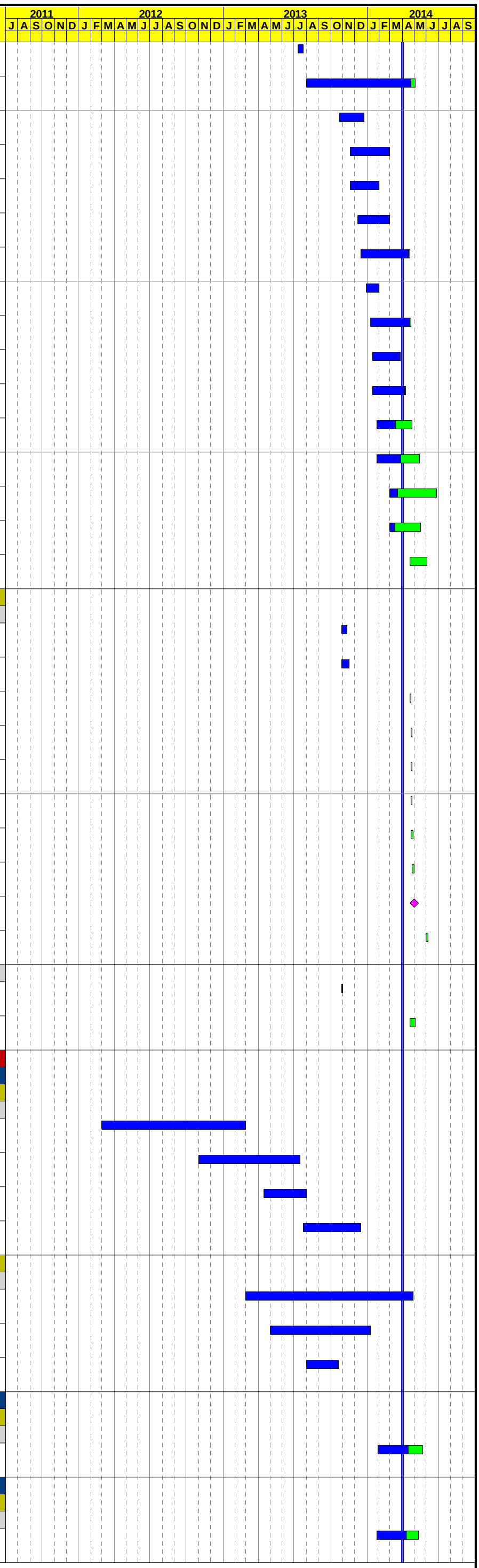

Activity ID	Activity Description	Orig Dur	Early Start	Early Finish
Start Up				
General				
Common				
Commissioning & Start Up				
General				
4GENPEG33	Operation Personnel Available	0	18MAR14A	
4GENPEG53	ASI Approval of Performance Test Procedure	19	18MAR14A	08MAY14
4GENPEG43	Delivery of Operation Procedures & Manuals	0	16JUN14	
Systems Transfer to Start Up				
Alpha				
Commissioning & Start Up				
General				
4STRPEG26A	Main Transformer System Transfer Alpha	0	28OCT13A	
4STRPEG27A	Electrical Substation System Transfer Alpha	0	28OCT13A	
4STRPEG28A	Auxiliary Main Transformer System Transfer Alpha	0	28OCT13A	
4STRPEG01A	Parabolic Trough Collector System Transfer Alpha	0	05FEB14A	
4STRPEG19A	Nitrogen System Transfer Alpha	0	24FEB14A	
4STRPEG41A	Control & Office Building System Transfer Alpha	0	25FEB14A	
4STRPEG04A	Thermal Fluid Overflow System Transfer Alpha	0	28FEB14A	
4STRPEG02A	SF Thermal Fluid Piping System Transfer Alpha	0	17MAR14A	
4STRPEG03A	Meteorological Station System Transfer Alpha	0	28MAR14A	
4STRPEG22A	Compressed Air System Transfer Alpha	0	31MAR14A	
4STRPEG25A	HV Electrical System Transfer Alpha	0	16APR14	
4STRPEG06A	HTF Ullage System Transfer Alpha	0	17APR14	
4STRPEG34A	MCC's System Transfer Alpha	0	17APR14	
4STRPEG32A	Medium Voltage Cabinets System Transfer Alpha	0	21APR14	
4STRPEG33A	Low Voltage Cabinets System Transfer Alpha	0	21APR14	
4STRPEG42A	Electrical Control Room System Transfer Alpha	0	21APR14	
4STRPEG43A	CT Electrical Building System Transfer Alpha	0	21APR14	
4STRPEG05A	HTF main BoP System Transfer Alpha	0	23APR14	
4STRPEG08A	Steam Turbine System Transfer Alpha	0	28APR14	
4STRPEG18A	CT blowdown tank System Transfer Alpha	0	28APR14	
4STRPEG24A	DCS System Transfer Alpha	0	28APR14	
4STRPEG31A	VFD's System Transfer Alpha	0	28APR14	
4STRPEG35A	DC Batteries & Chargers System Transfer Alpha	0	28APR14	
4STRPEG36A	UPS System Transfer Alpha	0	28APR14	
4STRPEG20A	Chemical dosing System Transfer Alpha	0	29APR14	
4STRPEG37A	Auxiliary Transformers System Transfer Alpha	0	01MAY14	
4STRPEG12A	Cooling water System Transfer Alpha	0	02MAY14	
4STRPEG13A	Cooling tower make-up System Transfer Alpha	0	02MAY14	
4STRPEG29A	PB Earthing Net System Transfer Alpha	0	05MAY14	
4STRPEG44A	HTF Elecrical Building System Transfer Alpha	0	05MAY14	
4STRPEG14A	Raw water wells System Transfer Alpha	0	08MAY14	
4STRPEG11A	Feed water System Transfer Alpha	0	13MAY14	
4STRPEG07A	Steam Generator System Transfer Alpha	0	14MAY14	
4STRPEG23A	Fire Protection System Transfer Alpha	0	15MAY14	
4STRPEG10A	Condensate drainage System Transfer Alpha	0	16MAY14	
4STRPEG15A	Water Treatment Plant System Transfer Alpha	0	16MAY14	
4STRPEG16A	Raw/fire water tank System Transfer Alpha	0	16MAY14	
4STRPEG17A	Polisher water System Transfer Alpha	0	16MAY14	
4STRPEG38A	PB Lights System Transfer Alpha	0	19MAY14	

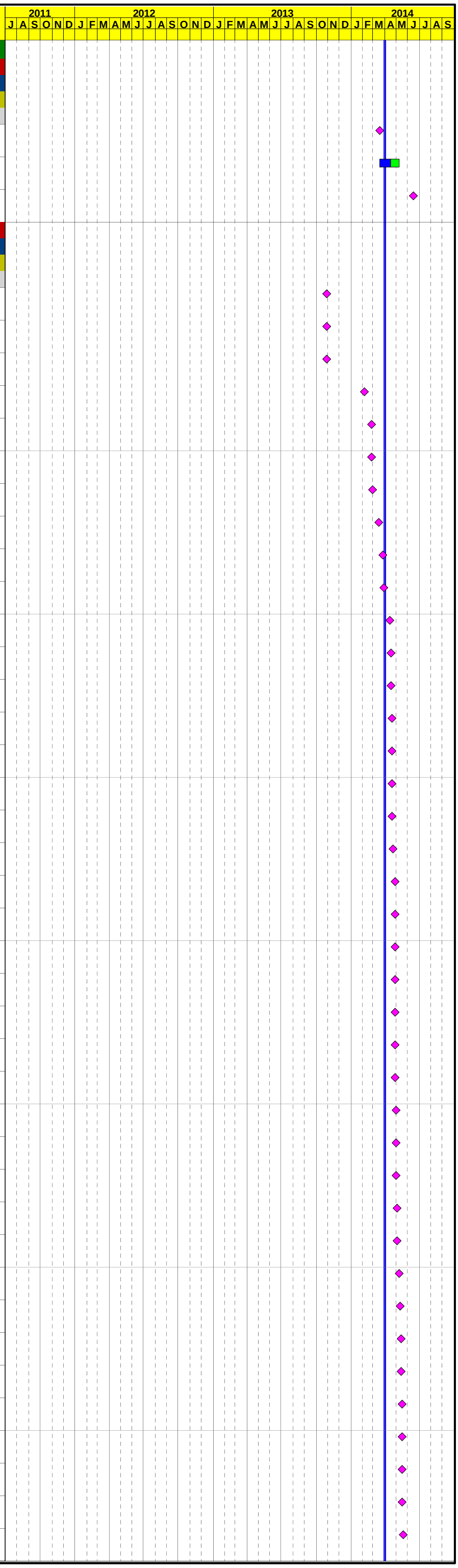

Activity ID	Activity Description	Orig Dur	Early Start	Early Finish
4STRPEG09A	Condensate System Transfer Alpha	0	21MAY14	
4STRPEG21A	Sampling System Transfer Alpha	0	02JUN14	
4STRPEG40A	I&C System Transfer Alpha	0	06JUN14	
4STRPEG30A	Diesel Emergency Generator System Transfer Alpha	0	11JUN14	
4STRPEG39A	CCTV & PA s System Transfer Alpha	0	17JUN14	
Beta				
Commissioning & Start Up				
General				
4STRPEG26B	Main Transformer System Transfer Beta	0	28OCT13A	
4STRPEG27B	Electrical Substation System Transfer Beta	0	28OCT13A	
4STRPEG28B	Auxiliary Main Transformer System Transfer Beta	0	28OCT13A	
4STRPEG04B	Thermal Fluid Overflow System Transfer Beta	0	27FEB14A	
4STRPEG19B	Nitrogen System Transfer Beta	0	03MAR14A	
4STRPEG41B	Control & Office Building System Transfer Beta	0	03MAR14A	
4STRPEG02B	SF Thermal Fluid Piping System Transfer Beta	0	17MAR14A	
4STRPEG42B	Electrical Control Room System Transfer Beta	0	25MAR14A	
4STRPEG01B	Parabolic Trough Collector System Transfer Beta	0	26MAR14A	
4STRPEG03B	Meteorological Station System Transfer Beta	0	31MAR14A	
4STRPEG32B	Medium Voltage Cabinets System Transfer Beta	0	21APR14	
4STRPEG25B	HV Electrical System Transfer Beta	0	22APR14	
4STRPEG31B	VFD's System Transfer Beta	0	23APR14	
4STRPEG33B	Low Voltage Cabinets System Transfer Beta	0	23APR14	
4STRPEG35B	DC Batteries & Chargers System Transfer Beta	0	23APR14	
4STRPEG36B	UPS System Transfer Beta	0	23APR14	
4STRPEG37B	Auxiliary Transformers System Transfer Beta	0	23APR14	
4STRPEG34B	MCC's System Transfer Beta	0	24APR14	
4STRPEG06B	HTF Ullage System Transfer Beta	0	25APR14	
4STRPEG44B	HTF Elecrical Building System Transfer Beta	0	28APR14	
4STRPEG22B	Compressed Air System Transfer Beta	0	29APR14	
4STRPEG43B	CT Electrical Building System Transfer Beta	0	29APR14	
4STRPEG05B	HTF main BoP System Transfer Beta	0	01MAY14	
4STRPEG13B	Cooling tower make-up System Transfer Beta	0	02MAY14	
4STRPEG12B	Cooling water System Transfer Beta	0	06MAY14	
4STRPEG18B	CT blowdown tank System Transfer Beta	0	06MAY14	
4STRPEG11B	Feed water System Transfer Beta	0	08MAY14	
4STRPEG20B	Chemical dosing System Transfer Beta	0	09MAY14	
4STRPEG24B	DCS System Transfer Beta	0	09MAY14	
4STRPEG07B	Steam Generator System Transfer Beta	0	12MAY14	
4STRPEG21B	Sampling System Transfer Beta	0	13MAY14	
4STRPEG10B	Condensate drainage System Transfer Beta	0	16MAY14	
4STRPEG15B	Water Treatment Plant System Transfer Beta	0	16MAY14	
4STRPEG16B	Raw/fire water tank System Transfer Beta	0	16MAY14	
4STRPEG17B	Polisher water System Transfer Beta	0	16MAY14	
4STRPEG38B	PB Lights System Transfer Beta	0	16MAY14	
4STRPEG08B	Steam Turbine System Transfer Beta	0	20MAY14	
4STRPEG09B	Condensate System Transfer Beta	0	21MAY14	
4STRPEG29B	PB Earthing Net System Transfer Beta	0	21MAY14	
4STRPEG14B	Raw water wells System Transfer Beta	0	27MAY14	

Activity ID	Activity Description	Orig Dur	Early Start	Early Finish
4STRPEG40B	I&C System Transfer Beta	0	27MAY14	
4STRPEG23B	Fire Protection System Transfer Beta	0	02JUN14	
4STRPEG39B	CCTV & PA s System Transfer Beta	0	03JUN14	
4STRPEG30B	Diesel Emergency Generator System Transfer Beta	0	13JUN14	
Start Up				
Common				
Commissioning & Start Up				
General				
4PEMPEG21	Provisional Acceptance	0		07JUL14
Alpha				
Commissioning & Start Up				
General				
4PEMPEG10A	HTF Filling of Overflow & Expansion Tanks Alpha	27	17MAR14A	13APR14
4PEMPEG35A	Solar Field Collector Pipe HTF Fill Up Alpha	57	31MAR14A	29MAY14
4PEMPEG26A	PTC Out of Sync Follow Up Alpha	24	13APR14	06MAY14
4PEMPEG76A	Loops Control Valves Calibration Alpha	20	13APR14	02MAY14
4PEMPEG15A	Start Up HTF Filling/Discharge Pumps Alpha	6	18APR14	23APR14
4PEMPEG21A	HTF Fill PB to Expansion Tanks	3	19APR14	21APR14
4PEMPEG16A	HTF Loops Fill from Collector Pipe Alpha	27	22APR14	18MAY14
4PEMPEG19A	HTF Fill Up PB Piping + Recirculation Alpha	6	24APR14	29APR14
4PEMPEG17A	Start Up HTF Main Circulation Pumps Alpha	2	25APR14	26APR14
4PEMPEG45A	Recirculation of HTF Alpha	16	25APR14	10MAY14
4PEMPEG12A	Start Up Auxiliary HTF Pump Alpha	9	29APR14	07MAY14
4PEMPEG33A	Start Up Electrical Heater Alpha	10	29APR14	08MAY14
4PEMPEG05A	Chemical Cleaning Steam Generator System Alpha	5	03MAY14	07MAY14
4PEMPEG22A	HTF Fill of Steam Generator Alpha	15	04MAY14	18MAY14
4PEMPEG08A	Hydrolacing Cleaning Alpha	5	09MAY14	13MAY14
4PEMPEG73A	Hydromechanical Cleaning Alpha	2	09MAY14	10MAY14
4PEMPEG49A	Alkaline Boiling of Steam Generator Alpha	1	14MAY14	14MAY14
4PEMPEG57A	Control&Operation tests of Steam Generator Alpha	4	15MAY14	18MAY14
4PEMPEG74A	Steam Blowing and Temp Piping Removal Alpha	8	23MAY14	30MAY14
4PEMPEG80A	DCS Communication Test to ByPass Alpha	8	26MAY14	02JUN14
4PEMPEG81A	ST Shaft Instrumentation Uninst.for Align Alpha	3	31MAY14	02JUN14
4PEMPEG92A	Steam By Pass Tests Alpha	10	02JUN14	11JUN14
4PEMPEG84A	Shaft Instruments Reinstall & Test Alpha	4	03JUN14	06JUN14
4PEMPEG91A	Reheater & Evaporator PSV Release Testing Alpha	4	03JUN14	06JUN14
4PEMPEG82A	Steam Turbine Final Alignment Alpha	6	05JUN14	10JUN14
4PEMPEG88A	Safety Test w/AIO Low-High Evaporator Level Alph	7	05JUN14	11JUN14
4PEMPEG89A	Auxiliary Systems Check Alpha	7	05JUN14	11JUN14
4PEMPEG90A	Control Valves, Emergency & ByPass Tests Alpha	7	05JUN14	11JUN14
4PEMPEG93A	Generator Tests (inc. AVR) Alpha	9	05JUN14	13JUN14
4PEMPEG94A	First Run Up in Steam Turbine Alpha	3	05JUN14	07JUN14
4PEMPEG97A	Steam Turbine Protections Blow Alpha	7	05JUN14	11JUN14
4PEMPEG96A	Parameters Check w/ Steam Alpha	6	09JUN14	14JUN14
4PEMPEG83A	Condenser Grouting Alpha	2	11JUN14	12JUN14
4PEMPEG99A	Pre-Synchronization Alpha	8	12JUN14	19JUN14
4PEMPEG86A	Turning gear Alpha	1	13JUN14	13JUN14
4PEMPEG98A	Overspeed Tests Alpha	2	16JUN14	17JUN14
4PEMPEG95A	First Steam in Turbine Alpha	0	17JUN14	
4PEMPEG01A	First Synchronization ST Alpha	4	19JUN14	22JUN14



Activity ID	Activity Description	Orig Dur	Early Start	Early Finish
4PEMPEG03A	Increase Load Testing 25% Alpha	1	23JUN14	23JUN14
4PEMPEG06A	Increase Load Testing 50% Alpha	1	24JUN14	24JUN14
4PEMPEG07A	Increase Load Testing 75% Alpha	1	25JUN14	25JUN14
4PEMPEG09A	Increase Load Testing 100% Alpha	2	26JUN14	27JUN14
4PEMPEG02A	Gearbox Check Alpha	2	27JUN14	28JUN14
4PEMPEG11A	Stabilization, Tune Up&Internal Reliability Alph	3	28JUN14	30JUN14
4PEMPEG13A	Plant Performance Test Alpha	7	01JUL14	07JUL14
Beta				
Commissioning & Start Up				
General				
4PEMPEG10B	HTF Filling of Overflow & Expansion Tanks Beta	28	17MAR14A	23APR14
4PEMPEG35B	Solar Field Collector Pipe HTF Fill Up Beta	21	31MAR14A	02JUN14
4PEMPEG26B	PTC Out of Sync Follow Up Beta	24	15APR14	08MAY14
4PEMPEG21B	HTF Fill PB to Expansion Tanks	4	24APR14	27APR14
4PEMPEG76B	Loops Control Valves Calibration Beta	20	26APR14	15MAY14
4PEMPEG15B	Start Up HTF Filling/Discharge Pumps Beta	6	02MAY14	07MAY14
4PEMPEG05B	Chemical Cleaning Condensate System Beta	5	03MAY14	07MAY14
4PEMPEG12B	Start Up Auxiliary HTF Pump Beta	9	03MAY14	11MAY14
4PEMPEG16B	HTF Loops Fill from Collector Pipe Beta	19	03MAY14	21MAY14
4PEMPEG17B	Start Up HTF Main Circulation Pumps Beta	8	03MAY14	10MAY14
4PEMPEG19B	HTF Fill Up PB Piping + Recirculation Beta	6	03MAY14	08MAY14
4PEMPEG33B	Start Up Electrical Heater Beta	10	03MAY14	12MAY14
4PEMPEG45B	Recirculation of HTF Beta	16	03MAY14	18MAY14
4PEMPEG23B	Hydromechanical Cleaning Beta	2	07MAY14	08MAY14
4PEMPEG24B	Hydrolacing Cleaning	5	13MAY14	17MAY14
4PEMPEG22B	HTF Fill of Steam Generator Beta	3	14MAY14	16MAY14
4PEMPEG49B	Alkaline Boiling of Steam Generator Beta	1	18MAY14	18MAY14
4PEMPEG57B	Control&Operation tests of Steam Generator Beta	4	19MAY14	22MAY14
4PEMPEG74B	Steam Blowing Beta	10	21MAY14	30MAY14
4PEMPEG80B	DCS Communication Test to ByPass Beta	8	04JUN14	11JUN14
4PEMPEG81B	ST Shaft Instrumentation Uninst.for Align Beta	3	05JUN14	07JUN14
4PEMPEG91B	Reheater & Evaporator PSV Release Testing Beta	4	05JUN14	08JUN14
4PEMPEG94B	First Run Up in Steam Turbine Beta	3	08JUN14	10JUN14
4PEMPEG97B	Steam Turbine Protections Blow Beta	7	08JUN14	14JUN14
4PEMPEG82B	Steam Turbine Final Alignment Beta	6	10JUN14	15JUN14
4PEMPEG88B	Safety Test w/AIO Low-High Evaporator Level Beta	7	10JUN14	16JUN14
4PEMPEG89B	Auxiliary Systems Check Beta	7	10JUN14	16JUN14
4PEMPEG90B	Control Valves, Emergency & ByPass Tests Beta	7	10JUN14	16JUN14
4PEMPEG92B	Steam By Pass Tests Beta	10	10JUN14	19JUN14
4PEMPEG93B	Generator Tests (inc. AVR) Beta	9	10JUN14	18JUN14
4PEMPEG84B	Shaft Instruments Reinstall & Test Beta	4	13JUN14	16JUN14
4PEMPEG96B	Parameters Check w/ Steam Beta	6	13JUN14	18JUN14
4PEMPEG99B	Pre-Synchronization Beta	8	15JUN14	22JUN14
4PEMPEG83B	Condenser Grouting Beta	2	16JUN14	17JUN14
4PEMPEG86B	Turning gear Beta	1	18JUN14	18JUN14
4PEMPEG95B	First Steam in Turbine Beta	0	19JUN14	
4PEMPEG98B	Overspeed Tests Beta	2	20JUN14	21JUN14
4PEMPEG01B	First Synchronization ST Beta	4	22JUN14	25JUN14

Activity ID	Activity Description	Orig Dur	Early Start	Early Finish
4PEMPEG03B	Increase Load Testing 25% Beta	1	26JUN14	26JUN14
4PEMPEG06B	Increase Load Testing 50% Beta	1	27JUN14	27JUN14
4PEMPEG07B	Increase Load Testing 75% Beta	1	28JUN14	28JUN14
4PEMPEG11B	Stabilization, Tune Up&Internal Reliability Beta	3	28JUN14	30JUN14
4PEMPEG02B	Gearbox Check Beta	2	29JUN14	30JUN14
4PEMPEG09B	Increase Load Testing 100% Beta	2	29JUN14	30JUN14
4PEMPEG13B	Plant Performance Test Beta	7	01JUL14	07JUL14



ABENER TEYMA
MOJAVE

Compliance No.:		GEN-2					
Job :		Mojave Solar Project					
Date: 7/8/14		Description: Civil Master Drawing List					
Line No.	Sheet No.	Description	Type of Document	Revision Number	Applicable Condition of Certification	Vendor Supplied or EOR	Reason for Submittal
		Site Plan	Drawing	NA	GEN-2	VENDOR	Approval
1	6007-PLN-GFE-00-50-C001	Temporary Tortoise Exclusion Fencing Plan - Sheet Index and Key Map	Drawing	NA	CIVIL - 1	VENDOR	Approval
2	6007-PLN-GFE-00-50-C002	Temporary Tortoise Exclusion Fencing Plan - Enlarged Plan	Drawing	NA	CIVIL - 1	VENDOR	Approval
3	6007-PLN-GFE-00-50-C003	Temporary Tortoise Exclusion Fencing Plan - Enlarged Plan	Drawing	NA	CIVIL - 1	VENDOR	Approval
4	6007-PLN-GFE-00-50-C004	Temporary Tortoise Exclusion Fencing Plan - Enlarged Plan	Drawing	NA	CIVIL - 1	VENDOR	Approval
5	6007-PLN-GFE-00-50-C005	Temporary Tortoise Exclusion Fencing Plan - Fence Details	Drawing	NA	CIVIL - 1	VENDOR	Approval
6	6007-PLN-GFE-00-50-C000	Construction Plans Cover Sheet	Drawing	NA	CIVIL - 1	VENDOR	Approval
7	6007-PLN-GFE-00-50-C006	Sheet Index	Drawing	NA	CIVIL - 1	VENDOR	Approval
8	6007-PLN-GFE-00-50-C007	General Notes, Legend and Abbreviations	Drawing	NA	CIVIL - 1	VENDOR	Approval
9	6007-PLN-GFE-00-50-C010	Solar Field Grading and Drainage - Kay Map and Notes	Drawing	NA	CIVIL - 1	VENDOR	Approval
10	6007-PLN-GFE-00-50-C011	Alpha West - Solar Field Retention Basins Details	Drawing	NA	CIVIL - 1	VENDOR	Approval
11	6007-PLN-GFE-00-50-C016	Alpha West Solar Field Grading and Drainage - Plan A2	Drawing	NA	CIVIL - 1	VENDOR	Approval
12	6007-PLN-GFE-00-50-C020	Alpha West Solar Field Grading and Drainage - Plan B3W	Drawing	NA	CIVIL - 1	VENDOR	Approval
13	6007-PLN-GFE-00-50-C021	Alpha East Solar Field Grading and Drainage - Plan B3E	Drawing	NA	CIVIL - 1	VENDOR	Approval
14	6007-PLN-GFE-00-50-C022	Alpha East Solar Field Grading and Drainage - Plan B4	Drawing	NA	CIVIL - 1	VENDOR	Approval
15	6007-PLN-GFE-00-50-C023	Alpha East Solar Field Grading and Drainage - Plan B5	Drawing	NA	CIVIL - 1	VENDOR	Approval
16	6007-PLN-GFE-00-50-C027	Alpha West Solar Field Grading and Drainage - Plan C3W	Drawing	NA	CIVIL - 1	VENDOR	Approval
17	6007-PLN-GFE-00-50-C028	Alpha East Solar Field Grading and Drainage - Plan C3E	Drawing	NA	CIVIL - 1	VENDOR	Approval
18	6007-PLN-GFE-00-50-C029	Alpha East Solar Field Grading and Drainage - Plan C4	Drawing	NA	CIVIL - 1	VENDOR	Approval
19	6007-PLN-GFE-00-50-C030	Alpha East Solar Field Grading and Drainage - Plan C5	Drawing	NA	CIVIL - 1	VENDOR	Approval
20	6007-PLN-GFE-00-50-C042	Beta East Solar Field Grading and Drainage - Plan F7	Drawing	NA	CIVIL - 1	VENDOR	Approval
21	6007-PLN-GFE-00-50-C043	Alpha/Beta Power Island Paving, Grading and Drainage - Key Map and Notes	Drawing	NA	CIVIL - 1	VENDOR	Approval
22	6007-PLN-GFE-00-50-C044	Alpha Power Island Paving, Grading and Drainage Details	Drawing	NA	CIVIL - 1	VENDOR	Approval
23	6007-PLN-GFE-00-50-C045	South Alpha Power Island Paving, Grading and Drainage Plan	Drawing	NA	CIVIL - 1	VENDOR	Approval
24	6007-PLN-GFE-00-50-C046	North Alpha Power Island Paving, Grading and Drainage Plan	Drawing	NA	CIVIL - 1	VENDOR	Approval
25	6007-PLN-GFE-00-50-C047	South Beta Power Island Paving, Grading and Drainage Plan	Drawing	NA	CIVIL - 1	VENDOR	Approval
26	6007-PLN-GFE-00-50-C048	North Beta Power Island Paving, Grading and Drainage Plan	Drawing	NA	CIVIL - 1	VENDOR	Approval
27	6007-PLN-GFE-00-50-C049	Channels - Key Map and Notes	Drawing	NA	CIVIL - 1	VENDOR	Approval
28	6007-PLN-GFE-00-50-C050	Channels - Typical Sections I	Drawing	NA	CIVIL - 1	VENDOR	Approval
29	6007-PLN-GFE-00-50-C171	Channels - Typical Sections II	Drawing	NA	CIVIL - 1	VENDOR	Approval
30	6007-PLN-GFE-00-50-C172	Channels - Typical Sections III	Drawing	NA	CIVIL - 1	VENDOR	Approval
31	6007-PLN-GFE-00-50-C177	Lockhart Channel Plan-Profile - Sta 21+00 to 32+50	Drawing	NA	CIVIL - 1	VENDOR	Approval
32	6007-PLN-GFE-00-50-C178	Lockhart Channel Plan-Profile - Sta 32+50 to 44+00	Drawing	NA	CIVIL - 1	VENDOR	Approval
33	6007-PLN-GFE-00-50-C179	Lockhart Channel Plan-Profile - Sta 44+00 to 55+50	Drawing	NA	CIVIL - 1	VENDOR	Approval
34	6007-PLN-GFE-00-50-C180	Lockhart Channel Plan-Profile - Sta 55+50 to 67+00	Drawing	NA	CIVIL - 1	VENDOR	Approval
35	6007-PLN-GFE-00-50-C056	Lockhart Channel Plan-Profile - Sta 67+00 to 78+50	Drawing	NA	CIVIL - 1	VENDOR	Approval
36	6007-PLN-GFE-00-50-C057	Lockhart Channel Plan-Profile - Sta 78+50 to 90+00	Drawing	NA	CIVIL - 1	VENDOR	Approval
37	6007-PLN-GFE-00-50-C058	Lockhart Channel Plan-Profile - Sta 90+00 to 101+50	Drawing	NA	CIVIL - 1	VENDOR	Approval
38	6007-PLN-GFE-00-50-C059	Lockhart Channel Plan-Profile - Sta 101+50 to 113+00	Drawing	NA	CIVIL - 1	VENDOR	Approval
39	6007-PLN-GFE-00-50-C060	Lockhart Channel Plan-Profile - Sta 113+00 to 124+50	Drawing	NA	CIVIL - 1	VENDOR	Approval
40	6007-PLN-GFE-00-50-C061	Lockhart Channel Plan-Profile - Sta 124+50 to 135+00	Drawing	NA	CIVIL - 1	VENDOR	Approval
41	6007-PLN-GFE-00-50-C062	Lockhart Channel Plan-Profile - Sta 135+00 to 146+50	Drawing	NA	CIVIL - 1	VENDOR	Approval
42	6007-PLN-GFE-00-50-C063	Lockhart Channel Plan-Profile - Sta 146+50 to 148+00	Drawing	NA	CIVIL - 1	VENDOR	Approval
43	6007-PLN-GFE-00-50-C064	West Alpha Channel Plan-Profile - Sta 10+00 to 21+00	Drawing	NA	CIVIL - 1	VENDOR	Approval
44	6007-PLN-GFE-00-50-C065	West Alpha Channel Plan-Profile - Sta 21+00 to 32+50	Drawing	NA	CIVIL - 1	VENDOR	Approval
45	6007-PLN-GFE-00-50-C066	West Alpha Channel Plan-Profile - Sta 32+50 to 44+00	Drawing	NA	CIVIL - 1	VENDOR	Approval
46	6007-PLN-GFE-00-50-C067	West Alpha Channel Plan-Profile - Sta 44+00 to 55+00	Drawing	NA	CIVIL - 1	VENDOR	Approval
47	6007-PLN-GFE-00-50-C068	West Alpha Channel Plan-Profile - Sta 55+00 to 66+50	Drawing	NA	CIVIL - 1	VENDOR	Approval
48	6007-PLN-GFE-00-50-C069	West Alpha Channel Plan-Profile - Sta 66+50 to 78+00	Drawing	NA	CIVIL - 1	VENDOR	Approval
49	6007-PLN-GFE-00-50-C070	West Alpha Channel Plan-Profile - Sta 78+00 to 88+00	Drawing	NA	CIVIL - 1	VENDOR	Approval
50	6007-PLN-GFE-00-50-C071	West Alpha Channel Plan-Profile - Sta 88+00 to 98+00	Drawing	NA	CIVIL - 1	VENDOR	Approval
51	6007-PLN-GFE-00-50-C072	Main Beta Channel Plan-Profile - Sta 10+00 to 21+00	Drawing	NA	CIVIL - 1	VENDOR	Approval
52	6007-PLN-GFE-00-50-C073	Main Beta Channel Plan-Profile - Sta 21+00 to 32+50	Drawing	NA	CIVIL - 1	VENDOR	Approval
53	6007-PLN-GFE-00-50-C099	Main Beta Channel Plan-Profile - Sta 32+50 to 43+50	Drawing	NA	CIVIL - 1	VENDOR	Approval
54	6007-PLN-GFE-00-50-C100	Main Beta Channel Plan-Profile - Sta 43+50 to 55+00	Drawing	NA	CIVIL - 1	VENDOR	Approval
55	6007-PLN-GFE-00-50-C101	Main Beta Channel Plan-Profile - Sta 55+00 to 66+50	Drawing	NA	CIVIL - 1	VENDOR	Approval
56	6007-PLN-GFE-00-50-C102	Main Beta Channel Plan-Profile - Sta 66+50 to 78+00	Drawing	NA	CIVIL - 1	VENDOR	Approval
57	6007-PLN-GFE-00-50-C103	Main Beta Channel Plan-Profile - Sta 78+00 to 88+65.52	Drawing	NA	CIVIL - 1	VENDOR	Approval
58	6007-PLN-GFE-00-50-C104	East Beta Channel Plan-Profile - Sta 10+00 to 21+00	Drawing	NA	CIVIL - 1	VENDOR	Approval
59	6007-PLN-GFE-00-50-C105	East Beta Channel Plan-Profile - Sta 21+00 to 32+50	Drawing	NA	CIVIL - 1	VENDOR	Approval
60	6007-PLN-GFE-00-50-C106	East Beta Channel Plan-Profile - Sta 32+50 to 44+00	Drawing	NA	CIVIL - 1	VENDOR	Approval
61	6007-PLN-GFE-00-50-C107	East Beta Channel Plan-Profile - Sta 44+00 to 55+50	Drawing	NA	CIVIL - 1	VENDOR	Approval
62	6007-PLN-GFE-00-50-C108	East Beta Channel Plan-Profile - Sta 55+50 to 66+69.76	Drawing	NA	CIVIL - 1	VENDOR	Approval
63	6007-PLN-GFE-00-50-C109	South Beta Channel Plan-Profile - Sta 10+00 to 21+00	Drawing	NA	CIVIL - 1	VENDOR	Approval
64	6007-PLN-GFE-00-50-C110	South Beta Channel Plan-Profile - Sta 21+00 to 32+50	Drawing	NA	CIVIL - 1	VENDOR	Approval
65	6007-PLN-GFE-00-50-C111	South Beta Channel Plan-Profile - Sta 32+50 to 38+10.23	Drawing	NA	CIVIL - 1	VENDOR	Approval
66	6007-PLN-GFE-00-50-C112	West Beta Channel Plan-Profile - Sta 10+00 to 21+00	Drawing	NA	CIVIL - 1	VENDOR	Approval
67	6007-PLN-GFE-00-50-C113	West Beta Channel Plan-Profile - Sta 21+00 to 32+50	Drawing	NA	CIVIL - 1	VENDOR	Approval
68	6007-PLN-GFE-00-50-C114	West Beta Channel Plan-Profile - Sta 32+50 to 37+80.68	Drawing	NA	CIVIL - 1	VENDOR	Approval
69	6007-PLN-GFE-00-50-C115	Harper Lake Rd Culvert - Details I	Drawing	NA	CIVIL - 1	VENDOR	Approval
70	6007-PLN-GFE-00-50-C116	Harper Lake Rd Culvert - Details II	Drawing	NA	CIVIL - 1	VENDOR	Approval
71	6007-PLN-GFE-00-50-C117	Lockhart Rd West Culvert - Details I	Drawing	NA	CIVIL - 1	VENDOR	Approval
72	6007-PLN-GFE-00-50-C118	Lockhart Rd West Culvert - Details II	Drawing	NA	CIVIL - 1	VENDOR	Approval
73	6007-PLN-GFE-00-50-C119	Lockhart Rd East Culvert - Details I	Drawing	NA	CIVIL - 1	VENDOR	Approval
74	6007-PLN-GFE-00-50-C120	Lockhart Rd East Culvert - Details II	Drawing	NA	CIVIL - 1	VENDOR	Approval
75	6007-PLN-GFE-00-50-C121	Fencing Plan - Key Map and Notes	Drawing	NA	CIVIL - 1	VENDOR	Approval
76	6007-PLN-GFE-00-50-C122	Fencing Plan - Details I	Drawing	NA	CIVIL - 1	VENDOR	Approval
77	6007-PLN-GFE-00-50-C123	Fencing Plan - Details II	Drawing	NA	CIVIL - 1	VENDOR	Approval
78	6007-PLN-GFE-00-50-C124	Alpha West Fencing Plan	Drawing	NA	CIVIL - 1	VENDOR	Approval
79	6007-PLN-GFE-00-50-C350	Alpha East Fencing Plan	Drawing	NA	CIVIL - 1	VENDOR	Approval
80	6007-PLN-GFE-00-50-C354	Beta East/West Fencing Plan	Drawing	NA	CIVIL - 1	VENDOR	Approval
81	Electrical Grounding Details	Electrical Grounding Details	Drawing	NA	CIVIL - 1	VENDOR	Approval
82	Electrical Grounding Details	Electrical Grounding Details	Drawing	NA	CIVIL - 1	VENDOR	Approval
83	Fence Grounding Plan Alpha Site	Fence Grounding Plan Alpha Site	Drawing	NA	CIVIL - 1	VENDOR	Approval
84	Fence Grounding Plan Alpha/Beta Site	Fence Grounding Plan Alpha/Beta Site	Drawing	NA	CIVIL - 1	VENDOR	Approval
85	Fence Grounding Plan Beta Site	Fence Grounding Plan Beta Site	Drawing	NA	CIVIL - 1	VENDOR	Approval
86	6007-PLN-GFE-00-50-C370	Demolition - Key Map and Notes	Drawing	NA	CIVIL - 1	VENDOR	Approval
87	6007-PLN-GFE-00-50-C373	Demolition - Plan Sheet 1	Drawing	NA	CIVIL - 1	VENDOR	Approval
88	6007-PLN-GFE-00-50-C374	Demolition - Plan Sheet 2	Drawing	NA	CIVIL - 1	VENDOR	Approval
89	6007-PLN-GFE-00-50-C375	Demolition - Plan Sheet 3	Drawing	NA	CIVIL - 1	VENDOR	Approval
90	6007-PLN-GFE-00-50-C376	Demolition - Details A and B	Drawing	NA	CIVIL - 1	VENDOR	Approval
91	6007-PLN-GFE-00-50-C351	Demolition - Details C and D	Drawing	NA	CIVIL - 1	VENDOR	Approval
92	6007-PLN-GFE-00-50-C352	Demolition - Details E	Drawing	NA	CIVIL - 1	VENDOR	Approval
93	6007-PLN-GFE-00-50-C360	Demolition - Details F	Drawing	NA	CIVIL - 1	VENDOR	Approval
94	6007-PLN-GFE-00-50-C361	Demolition - Details G and H	Drawing	NA	CIVIL - 1	VENDOR	Approval
95	6007-PLN-GFE-00-50-C362	Demolition - Details I and J	Drawing	NA	CIVIL - 1	VENDOR	Approval
96	6007-PLN-GFE-00-50-C363	Demolition - Details K and L	Drawing	NA	CIVIL - 1	VENDOR	Approval
97	6007-PLN-GFE-00-50-C364	Temporary Construction - Key Map and Notes	Drawing	NA	CIVIL - 1	VENDOR	Approval
98	6007-PLN-GFE-00-50-C365	Temporary Construction - Details I	Drawing	NA	CIVIL - 1	VENDOR	Approval
99	6007-PLN-GFE-00-50-C366	Temporary Construction - Details II	Drawing	NA	CIVIL - 1	VENDOR	Approval
100	6007-PLN-GFE-00-50-C367	Temporary Construction - Alpha Island Temporary Facilities	Drawing	NA	CIVIL - 1	VENDOR	Approval
101	6007-PLN-GFE-00-50-C368	Temporary Construction - Alpha West Laydown Area	Drawing	NA	CIVIL - 1	VENDOR	Approval
102	6007-PLN-GFE-00-50-C369	Temporary Construction - Beta Island Temporary Facilities	Drawing	NA	CIVIL - 1	VENDOR	Approval
103	6007-PLN-GFE-00-50-C385	Temporary Construction - Beta South Laydown Area	Drawing	NA	CIVIL - 1	VENDOR	Approval
104	6007-PLN-GFE-00-50-C386	Water Pollution Control - Key Map and Notes	Drawing	NA	CIVIL - 1	VENDOR	Approval
105	6007-PLN-GFE-00-50-C387	Water Pollution Control - Typical Construction Staging Area	Drawing	NA	CIVIL - 1	VENDOR	Approval
106	6007-PLN-GFE-00-50-C306	Water Pollution Control Alpha West and Alpha East	Drawing	NA	CIVIL - 1	VENDOR	Approval
107	6007-PLN-GFE-00-50-C307	Water Pollution Control Alpha East and Beta West	Drawing	NA	CIVIL - 1	VENDOR	Approval
108	6007-PLN-GFE-00-50-C308	Water Pollution Control - Beta East and Beta West	Drawing	NA	CIVIL - 1	VENDOR	Approval
109	6007-PLN-GFE-00-50-C309	Water Pollution Control - Details I	Drawing	NA	CIVIL - 1	VENDOR	Approval
110	6007-PLN-GFE-00-50-C310	Water Pollution Control - Details II	Drawing	NA	CIVIL - 1	VENDOR	Approval
111	6007-PLN-GFE-00-50-C311	Water Pollution Control - Typical Mirror Field Erosion Control Layout	Drawing	NA	CIVIL - 1	VENDOR	Approval
112	6007-PLN-GFE-00-50-C447	C349 Cover Sheet	Drawing	NA	CIVIL - 1	VENDOR	Approval
113	6007-PLN-GFE-00-50-C448	C350 Key Map and Notes	Drawing	NA	CIVIL - 1	VENDOR	Approval
114	6007-PLN-GFE-00-50-C449	C351 Harper Lake Road Plan - Profile Sta10+00 to 21+00	Drawing	NA	CIVIL - 1	VENDOR	Approval
115	6007-PLN-GFE-00-50-C450	C352 Harper Lake Road Plan - Profile Sta 21+00 to 32+50	Drawing	NA	CIVIL - 1	VENDOR	Approval
116	6007-PLN-GFE-00-50-C451	C354 Harper Lake Road Roadway Typical Sections	Drawing	NA	CIVIL - 1	VENDOR	Approval
117	6007-PLN-GFE-00-50-C452	C360 Lockhart Road Plan - Profile Sta 10+00 to 19+50	Drawing	NA	CIVIL - 1	VENDOR	Approval
118	6007-PLN-GFE-00-50-C453	C361 Lockhart Road Plan - Profile Sta 19+50 to 31+00	Drawing	NA	CIVIL - 1	VENDOR	Approval
119	6007-PLN-GFE-00-50-C551	C362 Lockhart Road Plan - Profile Sta 31+00 to 42+50	Drawing	NA	CIVIL - 1	VENDOR	Approval
120	6007-PLN-GFE-00-50-C552	C363 Lockhart Road Plan - Profile Sta 42+50 to 54+00	Drawing	NA	CIVIL - 1	VENDOR	Approval
121	6007-PLN-GFE-00-50-C553	C364 Lockhart Road Plan - Profile Sta 54+00 to 65+50	Drawing	NA	CIVIL - 1	VENDOR	Approval
122	6007-PLN-GFE-00-50-C554	C365 Lockhart Road Plan - Profile Sta 65+50 to 77+00	Drawing	NA	CIVIL - 1	VENDOR	Approval
123	6007-PLN-GFE-00-50-C555	C366 Lockhart Road Plan - Profile Sta 77+00 to 88+50	Drawing	NA	CIVIL - 1	VENDOR	Approval
124	6007-PLN-GFE-00-50-C556	C367 Lockhart Road Plan - Profile Sta 88+50 to 100+00	Drawing	NA	CIVIL - 1	VENDOR	Approval
125	6007-PLN-GFE-00-50-C557	C370 Lockhart Road Roadway Typical Sections	Drawing	NA	CIVIL - 1	VENDOR	Approval
126	6007-PLN-GFE-00-50-C558	C371 Barrier Details SKT Terminal System	Drawing	NA	CIVIL - 1	VENDOR	Approval
127	6007-PLN-GFE-00-50-C601	C372 Barrier Details Type 12A Layout	Drawing	NA	CIVIL - 1	VENDOR	Approval
128	6007-PLN-GFE-00-50-C602	C380 Barrier Details Type WB Transition	Drawing	NA	CIVIL - 1	VENDOR	Approval
129	6007-PLN-GFE-00-50-C603	C381 Barrier Details Type 12AA Layout	Drawing	NA	CIVIL - 1	VENDOR	Approval
130	6007-PLN-GFE-00-50-C604	C382 San Bernardino County Street Marker Details	Drawing	NA	CIVIL - 1	VENDOR	Approval
131	6007-PLN-GFE-00-50-C605	C307 Beta Power Island Entrance Road Typical Section and Details	Drawing	NA	CIVIL - 1	VENDOR	Approval

ABENER TEYMA
MOJAVE

Compliance No.:		GEN-2					
Job :		Mojave Solar Project					
Date: 7/8/14		Description: Civil Master Drawing List					
Line No.	Sheet No.	Description	Type of Document	Revision Number	Applicable Condition of Certification	Vendor Supplied or EOR	Reason for Submittal
132	6007-PLN-GFE-00-50-C606	C309 Beta Power Island Entrance Road Plan - Profile Sta 10+00 to21+00	Drawing	NA	CIVIL - 1	VENDOR	Approval
133	6007-PLN-GFE-00-50-C607	C310 Beta Power Island Entrance Road Plan - Profile Sta 21+00 to32+50	Drawing	NA	CIVIL - 1	VENDOR	Approval
134	6007-PLN-GFE-00-50-C651	C311 Beta Power Island Entrance Road Plan - Profile Sta 32+50 to43+27+	Drawing	NA	CIVIL - 1	VENDOR	Approval
135	6007-PLN-GFE-00-50-C709	Process Wastewater Evaporation Ponds and Bioremediation Facilities	Drawing	NA	CIVIL - 1	VENDOR	Approval
136	6007-PLN-GFG-00-50-C500	Mirror Assebly Building Paving, Grading and Drainage, and Fencing Cover Sheet	Drawing	NA	CIVIL - 1	VENDOR	Approval
137	6007-PLN-GFG-00-50-C501	Mirror Assebly Building General Notes, Legend and Abbreviations	Drawing	NA	CIVIL - 1	VENDOR	Approval
138	6007-PLN-GFG-00-50-C502	Mirror Assebly Building Paving, Grading and Drainage, and Fencing Site Plan	Drawing	NA	CIVIL - 1	VENDOR	Approval
139	6007-PLN-GFG-00-50-C503	Mirror Assebly Building Water Pollution Control Plan	Drawing	NA	CIVIL - 1	VENDOR	Approval
140	6007-PLN-GFG-00-50-C504	Mirror Assebly Building Paving, Grading and Drainage Details I	Drawing	NA	CIVIL - 1	VENDOR	Approval
141	6007-PLN-GFG-00-50-C510	Mirror Assebly Building Temporary Construction Plan I	Drawing	NA	CIVIL - 1	VENDOR	Approval
142	6007-PLN-GFG-00-50-C511	Mirror Assebly Building Temporary Construction Plan II	Drawing	NA	CIVIL - 1	VENDOR	Approval
143	6007-PLN-GFG-00-50-C512	Mirror Assebly Building Civil Works General Details I	Drawing	NA	CIVIL - 1	VENDOR	Approval
144	6007-PLN-GFG-00-50-C513	Mirror Assebly Building Temporary Construction Details II	Drawing	NA	CIVIL - 1	VENDOR	Approval
145	6007-HMD-GFG-00-50-0010	Mirror Assembly Building SWPPP Amendment Log	Drawing	NA	CIVIL - 1	VENDOR	Approval
146	6007-CAL-GFG-00-50-DM01	Mirror Assembly Building Drainage Memo	Calculation	NA	CIVIL - 1	VENDOR	Approval
147	6007-PLN-GFE-00-50-C012	Beta West - Solar Field Retention Basins Details	Drawing	NA	CIVIL - 1	VENDOR	Approval
148	6007-PLN-GFE-00-50-C013	Beta East - Solar Field Retention Basins Details	Drawing	NA	CIVIL - 1	VENDOR	Approval
149	6007-PLN-GFE-00-50-C031	Beta West Solar Field Grading and Drainage - Plan D4	Drawing	NA	CIVIL - 1	VENDOR	Approval
150	6007-PLN-GFE-00-50-C032	Beta West/East Solar Field Grading and Drainage - Plan D5	Drawing	NA	CIVIL - 1	VENDOR	Approval
151	6007-PLN-GFE-00-50-C033	Beta East Solar Field Grading and Drainage - Plan D6	Drawing	NA	CIVIL - 1	VENDOR	Approval
152	6007-PLN-GFE-00-50-C034	Beta East Solar Field Grading and Drainage - Plan D7	Drawing	NA	CIVIL - 1	VENDOR	Approval
153	6007-PLN-GFE-00-50-C035	Beta West Solar Field Grading and Drainage - Plan E4	Drawing	NA	CIVIL - 1	VENDOR	Approval
154	6007-PLN-GFE-00-50-C036	Beta West/East Solar Field Grading and Drainage - Plan E5	Drawing	NA	CIVIL - 1	VENDOR	Approval
155	6007-PLN-GFE-00-50-C037	Beta East Solar Field Grading and Drainage - Plan E6	Drawing	NA	CIVIL - 1	VENDOR	Approval
156	6007-PLN-GFE-00-50-C038	Beta East Solar Field Grading and Drainage - Plan E7	Drawing	NA	CIVIL - 1	VENDOR	Approval
157	6007-PLN-GFE-00-50-C039	Beta East Solar Field Grading and Drainage - Plan F5	Drawing	NA	CIVIL - 1	VENDOR	Approval
158	6007-PLN-GFE-00-50-C040	Beta East Solar Field Grading and Drainage - Plan F6	Drawing	NA	CIVIL - 1	VENDOR	Approval
159	6007-PLN-GFE-00-50-C041	Beta East Solar Field Grading and Drainage - Plan F7	Drawing	NA	CIVIL - 1	VENDOR	Approval
160	6007-PLN-GFG-00-50-C026	Alpha West Solar Field Grading and Drainage Plan C3W	Drawing	5	CIVIL - 1	VENDOR	Approval
161	6007-PLN-GFG-00-50-C549	Evaporation Ponds / Bioremediation Facilities Alpha and Beta Sites Cover Sheet	Drawing	1	CIVIL - 1	VENDOR	Approval
162	6007-PLN-GFG-00-50-C550	Evaporation Ponds / Bioremediation Facilities General Notes, Legend and Abbreviations	Drawing	1	CIVIL - 1	VENDOR	Approval
163	6007-PLN-GFG-00-50-C551	Evaporation Ponds / Bioremediation Facilities Alpha Site Plan	Drawing	1	CIVIL - 1	VENDOR	Approval
164	6007-PLN-GFG-00-50-C552	Evaporation Ponds / Bioremediation Facilities Alpha Site Grading and Drainage Plan	Drawing	1	CIVIL - 1	VENDOR	Approval
165	6007-PLN-GFG-00-50-C553	Evaporation Ponds / Bioremediation Facilities Alpha Site Pond Sections	Drawing	1	CIVIL - 1	VENDOR	Approval
166	6007-PLN-GFG-00-50-C554	Evaporation Ponds / Bioremediation Facilities Alpha Site Details	Drawing	1	CIVIL - 1	VENDOR	Approval
167	6007-PLN-GFG-00-50-C555	Evaporation Ponds / Bioremediation Facilities Alpha Site Details 2	Drawing	1	CIVIL - 1	VENDOR	Approval
168	6007-PLN-GFG-00-50-C556	Evaporation Ponds / Bioremediation Facilities Alpha Site Bioremediation Facilities Plan	Drawing	1	CIVIL - 1	VENDOR	Approval
169	6007-PLN-GFG-00-50-C557	Evaporation Ponds / Bioremediation Facilities Alpha Site Bioremediation Facilities Sections and Details	Drawing	1	CIVIL - 1	VENDOR	Approval
170	6007-PLN-GFG-00-50-C558	Evaporation Ponds / Bioremediation Facilities Beta Site Plan	Drawing	1	CIVIL - 1	VENDOR	Approval
171	6007-PLN-GFG-00-50-C559	Evaporation Ponds / Bioremediation Facilities Beta Site Grading and Drainage Plan	Drawing	1	CIVIL - 1	VENDOR	Approval
172	6007-PLN-GFG-00-50-C560	Evaporation Ponds / Bioremediation Facilities Beta Site Pond Sections	Drawing	1	CIVIL - 1	VENDOR	Approval
173	6007-PLN-GFG-00-50-C561	Evaporation Ponds / Bioremediation Facilities Beta Site Details	Drawing	1	CIVIL - 1	VENDOR	Approval
174	6007-PLN-GFG-00-50-C562	Evaporation Ponds / Bioremediation Facilities Beta Site Details 2	Drawing	1	CIVIL - 1	VENDOR	Approval
175	6007-PLN-GFG-00-50-C563	Evaporation Ponds / Bioremediation Facilities Beta Site Bioremediation Facilities Plan	Drawing	1	CIVIL - 1	VENDOR	Approval
176	6007-PLN-GFG-00-50-C564	Evaporation Ponds / Bioremediation Facilities Beta Site Bioremediation Facilities Sections and Details	Drawing	1	CIVIL - 1	VENDOR	Approval
177	6007-PLN-GFG-00-50-C600	Raw Water Pipe and Evaporation Pond Force Main Construction Plans Cover Sheet	Drawing	0	CIVIL - 1	VENDOR	Approval
178	6007-PLN-GFG-00-50-C601	Raw Water Pipe and Evaporation Pond Force Main General Notes, Legend and Abbreviations	Drawing	0	CIVIL - 1	VENDOR	Approval
179	6007-PLN-GFG-00-50-C602	Raw Water Pipe and Evaporation Pond Force Main Alpha Power Island Site Plan I	Drawing	0	CIVIL - 1	VENDOR	Approval
180	6007-PLN-GFG-00-50-C603	Raw Water Pipe and Evaporation Pond Force Main Alpha Power Island Site Plan II	Drawing	0	CIVIL - 1	VENDOR	Approval
181	6007-PLN-GFG-00-50-C604	Raw Water Pipe and Evaporation Pond Force Main Alpha Site Evaporation Pond Force Main	Drawing	0	CIVIL - 1	VENDOR	Approval
182	6007-PLN-GFG-00-50-C605	Raw Water Pipe and Evaporation Pond Force Main Beta Power Island Site Plan I	Drawing	0	CIVIL - 1	VENDOR	Approval
183	6007-PLN-GFG-00-50-C606	Raw Water Pipe and Evaporation Pond Force Main Beta Power Island Site Plan II	Drawing	0	CIVIL - 1	VENDOR	Approval
184	6007-PLN-GFG-00-50-C607	Raw Water Pipe and Evaporation Pond Force Main Beta Site Evaporation Pond Force Main	Drawing	0	CIVIL - 1	VENDOR	Approval
185	6007-PLN-GFG-00-50-C649	Onsite Waste Water Disposal Systems Alpha and Beta Sites Cover Sheet	Drawing	1	CIVIL - 1	VENDOR	Approval
186	6007-PLN-GFG-00-50-C650	Onsite Waste Water Disposal Systems General Notes, Legend and Abbreviations	Drawing	1	CIVIL - 1	VENDOR	Approval
187	6007-PLN-GFG-00-50-C651	Onsite Waste Water Disposal Systems Alpha/Beta Waste Water Disposal Systems Key Map, Notes and Details	Drawing	1	CIVIL - 1	VENDOR	Approval
188	6007-PLN-GFG-00-50-C652	Onsite Waste Water Disposal Systems Waste Water Disposal System Alpha Plot Plan	Drawing	1	CIVIL - 1	VENDOR	Approval
189	6007-PLN-GFG-00-50-C653	Onsite Waste Water Disposal Systems Waste Water Disposal System Beta Plot Plan	Drawing	1	CIVIL - 1	VENDOR	Approval
190	6007-ESP-ATP-00-50-3100	Concrete Forms and Accessories Specifications	Spec	1	CIVIL - 1	EOR	Approval
191	6007-ESP-ATP-00-50-3200	Concrete Reinforcement Specifications	Spec	1	CIVIL - 1	EOR	Approval
192	6007-ESP-ATP-00-50-5120	Structural Steel Specifications	Spec	1	CIVIL - 1	EOR	Approval
193	6007-ESP-ATP-00-50-C021	Civil Site Prep Technical Specifications	Spec	1	CIVIL - 1	EOR	Approval
194	6007-ESP-ATP-00-50-C022	Flexible Pavement Specifications	Spec	0	CIVIL - 1	EOR	Approval
195	6007-ESP-ATP-00-50-C024	Site Clearing and Rough Grading Specifications	Spec	0	CIVIL - 1	EOR	Approval
196	6007-ESP-ATP-00-50-C025	Earthwork Specifications	Spec	0	CIVIL - 1	EOR	Approval
197	6007-ESP-ATP-00-50-C026	Erosion, Sediment Control Specifications	Spec	0	CIVIL - 1	EOR	Approval
198	6007-ESP-ATP-00-50-C028	Aggregate Base Course Specifications	Spec	0	CIVIL - 1	EOR	Approval
199	6007-ESP-ATP-00-50-C029	Cast-In-Place Concrete Specifications	Spec	0	CIVIL - 1	EOR	Approval
200	6007-ESP-ATP-00-50-C030	Site Dust Control Specifications	Spec	0	CIVIL - 1	EOR	Approval
201	6007-ESP-ATP-00-50-C014	Ready Mix Concrete Production & Delivery Specifications	Spec	0	CIVIL - 1	EOR	Approval
202	6007-ESP-ATP-00-50-C015	Particular Commercial Conditions for Ready Mix Concrete Production & Delivery Specifications	Spec	0	CIVIL - 1	EOR	Approval
203	6007-ESP-ATP-00-50-GW001.01	Groundwater Well Reconnaissance & Abandonment Specification Adendum	Spec	1	CIVIL - 1	EOR	Approval
204	6007-ESP-ATP-00-50-WTW001	Groundwater Well Construction Specifications	Spec	0	CIVIL - 1	EOR	Approval
205	6007-ESP-ATP-00-50-WTW0002	Well Construction Technical Specifications	Spec	X	CIVIL - 1	EOR	Approval
206	6007-ESP-ATP-00-50-D001	Demolition Specifications	Spec	0	CIVIL - 1	EOR	Approval
207	6007-ESP-ATP-00-50-C033	Site Fencing Specifications	Spec	0	CIVIL - 1	EOR	Approval
208	6007-ESP-ATP-00-50-0001	Site Video Surveillance Specifications	Spec	0	CIVIL - 1	EOR	Approval
209	6007-ESP-ATP-00-50-C027	Soil Stabilization Specifications	Spec	0	CIVIL - 1	EOR	Approval
210	6007-PLN-GFG-00-50-C014	Alpha West Solar Field Grading and Drainage Plan A1	Drawing	5	CIVIL - 1	VENDOR	Approval
211	6007-PLN-GFG-00-50-C015	Alpha West Solar Field Grading and Drainage Plan A2	Drawing	5	CIVIL - 1	VENDOR	Approval
212	6007-PLN-GFG-00-50-C017	Alpha West Solar Field Grading and Drainage Plan B1	Drawing	5	CIVIL - 1	VENDOR	Approval
213	6007-PLN-GFG-00-50-C018	Alpha West Solar Field Grading and Drainage Plan B2	Drawing	5	CIVIL - 1	VENDOR	Approval
214	6007-PLN-GFG-00-50-C019	Alpha West Solar Field Grading and Drainage Plan B3W	Drawing	5	CIVIL - 1	VENDOR	Approval
215	6007-PLN-GFG-00-50-C024	Alpha West Solar Field Grading and Drainage Plan C1	Drawing	5	CIVIL - 1	VENDOR	Approval
216	6007-PLN-GFG-00-50-C025	Alpha West Solar Field Grading and Drainage Plan C2	Drawing	5	CIVIL - 1	VENDOR	Approval
217	6007-PLN-GFG-00-50-C026	Alpha West Solar Field Grading and Drainage Plan C3W	Drawing	5	CIVIL - 1	VENDOR	Approval
218	6007-PLN-GFG-00-50-C173	South Alpha Power Island Paving, Grading and Drainage Plan	Drawing	5	CIVIL - 1	VENDOR	Approval
219	6007-PLN-GFG-00-50-C174	North Alpha Power Island Paving, Grading and Drainage Plan	Drawing	5	CIVIL - 1	VENDOR	Approval
220	6007-PLN-GFG-00-50-C175	South Beta Power Island Paving, Grading and Drainage Plan	Drawing	5	CIVIL - 1	VENDOR	Approval
221	6007-PLN-GFG-00-50-C176	North Beta Power Island Paving, Grading and Drainage Plan	Drawing	5	CIVIL - 1	VENDOR	Approval
222	6007-PLN-GFG-00-50-C011	Alpha East - Solar Field Retention Basins Details	Drawing	3	CIVIL - 2	VENDOR	Approval
223	6007-PLN-GFG-00-50-C016	Alpha East Solar Field Grading and Drainage Plan A3	Drawing	6	CIVIL - 3	VENDOR	Approval
224	6007-PLN-GFG-00-50-C020	Alpha West/East Collector Field Grading and Drainage Plan B3E	Drawing	6	CIVIL - 4	VENDOR	Approval
225	6007-PLN-GFG-00-50-C021	Alpha West/East Collector Field Grading and Drainage Plan B4	Drawing	5	CIVIL - 5	VENDOR	Approval
226	6007-PLN-GFG-00-50-C022	Alpha West/East Collector Field Grading and Drainage Plan B5	Drawing	5	CIVIL - 6	VENDOR	Approval
227	6007-PLN-GFG-00-50-C023	Alpha West/East Collector Field Grading and Drainage Plan B6	Drawing	5	CIVIL - 7	VENDOR	Approval
228	6007-PLN-GFG-00-50-C027	Alpha West/East Collector Field Grading and Drainage Plan C3E	Drawing	5	CIVIL - 8	VENDOR	Approval
229	6007-PLN-GFG-00-50-C028	Alpha West/East Collector Field Grading and Drainage Plan C4	Drawing	5	CIVIL - 9	VENDOR	Approval
230	6007-PLN-GFG-00-50-C029	Alpha West/East Collector Field Grading and Drainage Plan C5	Drawing	5	CIVIL - 10	VENDOR	Approval
231	6007-PLN-GFG-00-50-C030	Alpha West/East Collector Field Grading and Drainage Plan C6	Drawing	5	CIVIL - 11	VENDOR	Approval
232	6007-PLN-GFG-00-50-C307	Beta Power Island Entrance Road Typical Section and Details	Drawing	3	CIVIL - 1	VENDOR	Approval
233	6007-PLN-GFG-00-50-C309	Beta Power Island Entrance Road Plan-Profile Sta 10+00 to 21+00	Drawing	4	CIVIL - 1	VENDOR	Approval
234	6007-PLN-GFG-00-50-C310	Beta Power Island Entrance Road Plan-Profile Sta 21+00 to 32+50	Drawing	4	CIVIL - 1	VENDOR	Approval
235	6007-PLN-GFG-00-50-C311	Beta Power Island Entrance Road Plan-Profile Sta 32+50 to 44+00	Drawing	4	CIVIL - 1	VENDOR	Approval
236	6007-PLN-GFG-00-50-C312	Beta Power Island Entrance Road Plan-Profile Sta 44+00 to 55+50	Drawing	0	CIVIL - 1	VENDOR	Approval
237	6007-PLN-GFG-00-50-C313	Beta Power Island Entrance Road Plan-Profile Sta 55+50 to 64+35	Drawing	0	CIVIL - 1	VENDOR	Approval
238	6007-PLN-GFG-00-50-C552	Evaporation. Ponds/Bioremediation. Facilities Alpha Site Grading and Drainage Plan	Drawing	1	CIVIL - 1	VENDOR	Permitting
239	6007-PLN-GFG-00-50-C559	Evaporation. Ponds/Bioremediation. Facilities Alpha Site Grading and Drainage Plan	Drawing	1	CIVIL - 1	VENDOR	Permitting
240	6007-PLN-GFG-00-50-C376	Lockhart Road West Culvert. Details II	Drawing	0	CIVIL - 1	VENDOR	Review
241	6007-PLN-GFG-00-50-C500	COVER SHEET	Drawing	0	CIVIL -1	VENDOR	Review
242	6007-PLN-GFG-00-50-C501	NOTES SHEET	Drawing	0	CIVIL - 1	VENDOR	Review
243	6007-PLN-GFG-00-50-C502	SITE PLAN	Drawing	0	CIVIL - 1	VENDOR	Review
244	6007-PLN-GFG-00-50-C503	SITE PLAN	Drawing	0	CIVIL - 1	VENDOR	Review
245	6007-PLN-GFG-00-50-C504	DETAILS	Drawing	0	CIVIL - 1	VENDOR	Review
246	6007-PLN-GFG-00-50-C505	DETAILS	Drawing	NA	CIVIL - 1	VENDOR	
247	6007-PLN-GFG-00-50-C307	Typical Section and Details	Drawing	4	CIVIL - 1	VENDOR	Construction
248	6007-PLN-GFG-00-50-C515	Alternate 2 - Temporary Fire Storage and Distribution System	Drawing	0	CIVIL - 1	VENDOR	Review
249	6007-PLN-GFG-00-50-C006	Sheet Index	Drawing	3	CIVIL - 1	VENDOR	Construction
250	6007-PLN-GFG-00-50-C008	Beta East - Lowered NE Transition and Ramp Details	Drawing	0	CIVIL - 1	VENDOR	Construction
251	6007-PLN-GFG-00-50-C009	Solar Field Grading and Drainage Key Map and Notes	Drawing	3	CIVIL - 1	VENDOR	Construction
252	6007-PLN-GFG-00-50-C033	Beta East Solar Field Grading and Drainage. Plan D6	Drawing	6	CIVIL - 1	VENDOR	Construction
253	6007-PLN-GFG-00-50-C034	Beta East Solar Field Grading and Drainage. Plan D7	Drawing	6	CIVIL - 1	VENDOR	Construction
254	6007-PLN-GFG-00-50-C309	Beta Power Island Entrance Road. Plan-Profile Sta 10+00 to 21+00	Drawing	5	CIVIL - 1	VENDOR	Construction
255	6007-PLN-GFG-00-50-C310	Beta Power Island Entrance Road. Plan-Profile Sta 21+00 to 32+50	Drawing	5	CIVIL - 1	VENDOR	Construction
256	6007-PLN-GFG-00-50-C362	Lockhart Road. Plan-Profile Sta 31+00 to 42+50	Drawing	4	CIVIL - 1	VENDOR	Construction
257	REPONSE LETTER CIVIL-1-6.00X2-Fencing Plans-PC1		Drawing	NA	CIVIL - 1	VENDOR	Approval

ABENER TEYMA
MOJAVE

Compliance No.:		GEN-2					
Job :		Mojave Solar Project					
Date: 7/8/14		Description: Civil Master Drawing List					
Line No.	Sheet No.	Description	Type of Document	Revision Number	Applicable Condition of Certification	Vendor Supplied or EOR	Reason for Submittal
258	6007-PLN-GFG-00-50-C450		Drawing	NA	CIVIL - 1	VENDOR	Approval
259	Wind Fence_Not Installed_07-13-12 Sealed		Drawing	NA	CIVIL - 1	VENDOR	Approval
260	Wind Fence_Retrofit on Installed_07-13-12 Sealed		Drawing	NA	CIVIL - 1	VENDOR	Approval
261	6007-PLN-GFG-00-50-C514		Drawing	NA	CIVIL - 1	VENDOR	Approval
262	6007-PLN-GFG-00-50-C549	Alpha and Beta Sites Cover Sheet	Drawing	NA	CIVIL - 1	VENDOR	Approval
263	6007-PLN-GFG-00-50-C550	General Notes, Legend and Abbreviations	Drawing	NA	CIVIL - 1	VENDOR	Approval
264	6007-PLN-GFG-00-50-C551	Alpha Site Plan	Drawing	NA	CIVIL- 1	VENDOR	Approval
265	6007-PLN-GFG-00-50-C552	Alpha Site Grading and Drainage Plan	Drawing	NA	CIVIL - 1	VENDOR	Approval
266	6007-PLN-GFG-00-50-C553	Alpha Site Pond Sections	Drawing	NA	CIVIL - 1	VENDOR	Approval
267	6007-PLN-GFG-00-50-C554	Alpha Site Details	Drawing	NA	CIVIL - 1	VENDOR	Approval
268	6007-PLN-GFG-00-50-C555	Alpha Site Details 2	Drawing	NA	CIVIL - 1	VENDOR	Approval
269	6007-PLN-GFG-00-50-C556	Alpha Site Bioremediation Facilities Plan	Drawing	NA	CIVIL - 1	VENDOR	Approval
270	6007-PLN-GFG-00-50-C557	Alpha Site Bioremediation Facilities Sections and Details	Drawing	NA	CIVIL - 1	VENDOR	Approval
271	6007-PLN-GFG-00-50-C558	Beta Site Plan	Drawing	NA	CIVIL - 1	VENDOR	Approval
272	6007-PLN-GFG-00-50-C559	Beta Site Grading and Drainage Plan	Drawing	NA	CIVIL - 1	VENDOR	Approval
273	6007-PLN-GFG-00-50-C560	Beta Site Pond Sections	Drawing	NA	CIVIL - 1	VENDOR	Approval
274	6007-PLN-GFG-00-50-C561	Beta Site Details	Drawing	NA	CIVIL - 1	VENDOR	Approval
275	6007-PLN-GFG-00-50-C562	Beta Site Details 2	Drawing	NA	CIVIL - 1	VENDOR	Approval
276	6007-PLN-GFG-00-50-C563	Beta Site Bioremediation Facilities Plan	Drawing	NA	CIVIL - 1	VENDOR	Approval
278	6007-PLN-GFG-00-50-C564	Beta Site Bioremediation Facilities Sections and Details	Drawing	NA	CIVIL - 1	VENDOR	Approval
279	Tech Memo for Evap Ponds and Bio Fac 3-23-12	Design Technical Memorandum	Technical Memo	NA	CIVIL - 1	VENDOR	Approval
280	Regional Water Quality Control Board Documentation		Technical Memo	NA	CIVIL - 1	VENDOR	Approval
281	6007-PLN-GFG-00-50-C448		Drawing	NA	CIVIL - 1	VENDOR	Approval
310	Structural Calculations r1 (DS 04-20-12) 0187P-A1&2 - MT-402	STRUCTURAL CALCULATIONS	Calculation	NA	CIVIL -1	VENDOR	Approval
311	6007-PLN-GFG-00-50-C173	South Alpha Power Island Paving,Grading and Drainage Plan	Drawing	7	CIVIL -1	VENDOR	Approval
312	6007-PLN-GFG-00-50-C174	North Alpha Power Island Paving, Grading and Drainage Plan	Drawing	7	CIVIL -1	VENDOR	Approval
312	6007-PLN-GFG-00-50-C175	South Beta Power Island Paving, Grading and Drainage Plan	Drawing	7	CIVIL -1	VENDOR	Approval
314	6007-PLN-GFG-00-50-C176	North Beta Power Island Paving, Grading and Drainage Plan	Drawing	7	CIVIL -1	VENDOR	Approval
315	6007-CAL-GFG-00-50-002	Wind fence calculations	Calculation	0	CIVIL -1	VENDOR	Approval
316	6007-PLN-GFG-00-50-C454	Wind fence drawings	Drawing	0	CIVIL -1	VENDOR	Approval
317	6007-PLN-GFG-00-50-C455	Wind fence drawings	Drawing	0	CIVIL -1	VENDOR	Approval
318	6007-PLN-GFG-00-50-C456	Wind fence drawings	Drawing	0	CIVIL -1	VENDOR	Approval
319	6007-PLN-GFG-00-50-C448	Fence Detail	Drawing	5	CIVIL -1	VENDOR	Approval
320	6007-CAL-GFG-00-50-001	Perimeter Fence Design	Calculation	1	CIVIL -1	VENDOR	Approval
321	6007-PLN-GFG-00-50-C449	Fence Detail	Drawing	4	CIVIL -1	VENDOR	Approval
322	Screen Fence Retrofit 08-01/12 Sealed	Screen Fence Retrofit	Drawing	0	CIVIL -1	VENDOR	Approval
333	6007-PLN-GFG-00-50-C451	Alpha West Fencing Plan	Drawing	4	CIVIL -1	VENDOR	Approval
334	6007-PLN-GFG-00-50-C452	Alpha East Fencing Plan	Drawing	3	CIVIL -1	VENDOR	Approval
335	6007-PLN-GFG-00-50-C453	Beta East/West Fencing Plan	Drawing	3	CIVIL -1	VENDOR	Approval
336	6007-CAL-AGE-25-52-4000	Steam Turbine Generator Foundation - Calculation Report Alpha Plant	Calculation	3	CIVIL -1	VENDOR	Approval
337	6007-CAL-AGE-25-52-8000	Steam Turbine Generator Foundation - Calculation Report Beta Plant	Calculation	3	CIVIL -1	VENDOR	Approval
338	6007-PLN-AGE-25-52-4000	Steam Turbine Generator Foundation - Cover Sheet - Alpha Plant	Drawing	3	CIVIL -1	VENDOR	Approval
339	6007-PLN-AGE-25-52-4020	Steam Turbine Generator Foundation - General notes - Alpha Plant	Drawing	3	CIVIL -1	VENDOR	Approval
340	6007-PLN-AGE-25-52-4040	Steam Turbine Generator Foundation - Foundation plan - Alpha Plant	Drawing	3	CIVIL -1	VENDOR	Approval
341	6007-PLN-AGE-25-52-4041	Steam Turbine Generator Foundation - Foundation Elevations - Alpha	Drawing	3	CIVIL -1	VENDOR	Approval
342	6007-PLN-AGE-25-52-4060	Steam Turbine Generator Foundation - Details - Alpha plant	Drawing	3	CIVIL -1	VENDOR	Approval
343	6007-PLN-AGE-25-52-4061	Steam Turbine Generator Foundation - Details - Alpha plant	Drawing	3	CIVIL -1	VENDOR	Approval
344	6007-PLN-AGE-25-52-4062	Steam Turbine Generator Foundation - Details - Alpha plant	Drawing	3	CIVIL -1	VENDOR	Approval
345	6007-PLN-AGE-25-52-4063	Steam Turbine Generator Foundation - Details - Alpha plant	Drawing	3	CIVIL -1	VENDOR	Approval
346	6007-PLN-AGE-25-52-4064	Steam Turbine Generator Foundation - Details - Alpha plant	Drawing	3	CIVIL -1	VENDOR	Approval
347	6007-PLN-AGE-25-52-4065	Steam Turbine Generator Foundation - Details - Alpha plant	Drawing	3	CIVIL -1	VENDOR	Approval
348	6007-PLN-AGE-25-52-4066	Steam Turbine Generator Foundation - Details - Alpha plant	Drawing	3	CIVIL -1	VENDOR	Approval
349	6007-PLN-AGE-25-52-4067	Steam Turbine Generator Foundation - Details - Alpha plant	Drawing	3	CIVIL -1	VENDOR	Approval
350	6007-PLN-AGE-25-52-4068	Steam Turbine Generator Foundation - Details - Alpha plant	Drawing	2	CIVIL -1	VENDOR	Approval
351	6007-PLN-AGE-25-52-4069	Steam Turbine Generator Foundation - Details - Alpha plant	Drawing	2	CIVIL -1	VENDOR	Approval
352	6007-PLN-AGE-25-52-4070	Steam Turbine Generator Foundation - Details - Alpha plant	Drawing	2	CIVIL -1	VENDOR	Approval
353	6007-PLN-AGE-25-52-4071	Steam Turbine Generator Foundation - Details - Alpha plant	Drawing	2	CIVIL -1	VENDOR	Approval
354	6007-PLN-AGE-25-52-4072	Steam Turbine Generator Foundation - Details - Alpha plant	Drawing	2	CIVIL -1	VENDOR	Approval
355	6007-PLN-AGE-25-52-8000	Steam Turbine Generator Foundation - Cover Sheet - Beta Plant	Drawing	3	CIVIL -1	VENDOR	Approval
356	6007-PLN-AGE-25-52-8020	Steam Turbine Generator Foundation - General notes - Beta Plant	Drawing	3	CIVIL -1	VENDOR	Approval
357	6007-PLN-AGE-25-52-8040	Steam Turbine Generator Foundation - Foundation plan - Beta Plant	Drawing	3	CIVIL -1	VENDOR	Approval
358	6007-PLN-AGE-25-52-8041	Steam Turbine Generator Foundation - Foundation Elevations - Beta	Drawing	3	CIVIL -1	VENDOR	Approval
359	6007-PLN-AGE-25-52-8060	Steam Turbine Generator Foundation - Details - Beta plant	Drawing	3	CIVIL -1	VENDOR	Approval
360	6007-PLN-AGE-25-52-8061	Steam Turbine Generator Foundation - Details - Beta plant	Drawing	3	CIVIL -1	VENDOR	Approval
361	6007-PLN-AGE-25-52-8062	Steam Turbine Generator Foundation - Details - Beta plant	Drawing	3	CIVIL -1	VENDOR	Approval
362	6007-PLN-AGE-25-52-8063	Steam Turbine Generator Foundation - Details - Beta plant	Drawing	3	CIVIL -1	VENDOR	Approval
363	6007-PLN-AGE-25-52-8064	Steam Turbine Generator Foundation - Details - Beta plant	Drawing	3	CIVIL -1	VENDOR	Approval
364	6007-PLN-AGE-25-52-8065	Steam Turbine Generator Foundation - Details - Beta plant	Drawing	3	CIVIL -1	VENDOR	Approval
365	6007-PLN-AGE-25-52-8066	Steam Turbine Generator Foundation - Details - Beta plant	Drawing	3	CIVIL -1	VENDOR	Approval
366	6007-PLN-AGE-25-52-8067	Steam Turbine Generator Foundation - Details - Beta plant	Drawing	3	CIVIL -1	VENDOR	Approval
367	6007-PLN-AGE-25-52-8068	Steam Turbine Generator Foundation - Details - Beta plant	Drawing	2	CIVIL -1	VENDOR	Approval
368	6007-PLN-AGE-25-52-8069	Steam Turbine Generator Foundation - Details - Beta plant	Drawing	2	CIVIL -1	VENDOR	Approval
369	6007-PLN-AGE-25-52-8070	Steam Turbine Generator Foundation - Details - Beta plant	Drawing	2	CIVIL -1	VENDOR	Approval
370	6007-PLN-AGE-25-52-8071	Steam Turbine Generator Foundation - Details - Beta plant	Drawing	2	CIVIL -1	VENDOR	Approval
371	6007-PLN-AGE-25-52-8072	Steam Turbine Generator Foundation - Details - Beta plant	Drawing	2	CIVIL -1	VENDOR	Approval
372	6007-PLN-GFG-00-50-C549	6007-PLN-GFG-00-50-C549	Drawing	2	CIVIL -1	VENDOR	Approval
373	6007-PLN-GFG-00-50-C550	6007-PLN-GFG-00-50-C550	Drawing	2	CIVIL -1	VENDOR	Approval
374	6007-PLN-GFG-00-50-C551	6007-PLN-GFG-00-50-C551	Drawing	2	CIVIL -1	VENDOR	Approval
375	6007-PLN-GFG-00-50-C553	Evaporation Ponds/Bioremediation Facilities/Alpha Site/Pond Sections	Drawing	2	CIVIL -1	VENDOR	Approval
376	6007-PLN-GFG-00-50-C554	Evaporation Ponds/Bioremediation Facilities/Alpha Site/Details	Drawing	2	CIVIL -1	VENDOR	Approval
377	6007-PLN-GFG-00-50-C555	Evaporation Ponds/Bioremediation Facilities/Alpha Site/Details 2	Drawing	2	CIVIL -1	VENDOR	Approval
378	6007-PLN-GFG-00-50-C556	Evaporation Ponds/Bioremediation Facilities/Alpha Site/Bioremediation Facilities Plan	Drawing	2	CIVIL -1	VENDOR	Approval
379	6007-PLN-GFG-00-50-C557	Evaporation Ponds/Bioremediation Facilities/Alpha Site/Bioremediation Facilities Sections and Details	Drawing	2	CIVIL -1	VENDOR	Approval
380	6007-PLN-GFG-00-50-C558	Evaporation Ponds/Bioremediation Facilities/Beta Site/Plan	Drawing	2	CIVIL -1	VENDOR	Approval
381	6007-PLN-GFG-00-50-C560	Evaporation Ponds/Bioremediation Facilities/Beta Site/Pond Sections	Drawing	2	CIVIL -1	VENDOR	Approval
382	6007-PLN-GFG-00-50-C561	Evaporation Ponds/Bioremediation Facilities/Beta Site/Details	Drawing	2	CIVIL -1	VENDOR	Approval
383	6007-PLN-GFG-00-50-C562	Evaporation Ponds/Bioremediation Facilities/Beta Site/Details 2	Drawing	2	CIVIL -1	VENDOR	Approval
384	6007-PLN-GFG-00-50-C563	Evaporation Ponds/Bioremediation Facilities/Beta Site/Bioremediation Facilities Plan	Drawing	2	CIVIL -1	VENDOR	Approval
385	6007-PLN-GFG-00-50-C564	Evaporation Ponds/Bioremediation Facilities/Beta Site/Bioremediation Facilities Sections and Details	Drawing	2	CIVIL -1	VENDOR	Approval
386	6007-ESP-GFG-00-50-C001	Supplemental Technical Specifications	Spec	0	CIVIL -1	VENDOR	Approval
387	6007-CAL-AGE-57-52-6277	Calculation Report	Calculation	4	CIVIL -1	VENDOR	Approval
388	6007-PLN-AGE-57-52-6900	cover sheet	Drawing	6	CIVIL -1	VENDOR	Approval
389	6007-PLN-AGE-57-52-6901	general notes	Drawing	5	CIVIL -1	VENDOR	Approval
390	6007-PLN-AGE-57-52-6902	Elevation, plan, & Sections for Column 1 to 5	Drawing	6	CIVIL -1	VENDOR	Approval
391	6007-PLN-AGE-57-52-6903	Elevation, plan, & Sections for Column 2, 3, 4	Drawing	5	CIVIL -1	VENDOR	Approval
392	6007-PLN-AGE-57-52-6904	Elevation, plan, & Sections for Column 1 & 5	Drawing	6	CIVIL -1	VENDOR	Approval
393	6007-PLN-AGE-57-52-6905	Elevation, plan, & Sections for Column C11-C20	Drawing	6	CIVIL -1	VENDOR	Approval
394	6007-PLN-AGE-25-52-4000	Alpha . **Steam Turbine Gen. Foundation Cover Sheet**	Drawing	4	CIVIL -1	VENDOR	Approval
395	6007-PLN-AGE-25-52-4020	Alpha . **Steam Turbine Gen. Foundation General Notes**	Drawing	6	CIVIL -1	VENDOR	Approval
396	6007-PLN-AGE-25-52-4040	Alpha . **Steam Turbine Gen. Foundation. Foundation Plan**	Drawing	5	CIVIL -1	VENDOR	Approval
397	6007-PLN-AGE-25-52-4041	Alpha . **Steam Turbine Gen. Foundation. Foundation Elev.**	Drawing	5	CIVIL -1	VENDOR	Approval
398	6007-PLN-AGE-25-52-4060	Alpha . **Steam Turbine Gen. Foundation. Details**	Drawing	5	CIVIL -1	VENDOR	Approval
399	6007-PLN-AGE-25-52-4061	Alpha . **Steam Turbine Gen. Foundation. Details**	Drawing	5	CIVIL -1	VENDOR	Approval
400	6007-PLN-AGE-25-52-4062	Alpha . **Steam Turbine Gen. Foundation. Details**	Drawing	5	CIVIL -1	VENDOR	Approval
401	6007-PLN-AGE-25-52-4063	Alpha . **Steam Turbine Gen. Foundation. Details**	Drawing	5	CIVIL -1	VENDOR	Approval
402	6007-PLN-AGE-25-52-4064	Alpha . **Steam Turbine Gen. Foundation. Details**	Drawing	5	CIVIL -1	VENDOR	Approval
403	6007-PLN-AGE-25-52-4065	Alpha . **Steam Turbine Gen. Foundation. Details**	Drawing	5	CIVIL -1	VENDOR	Approval
404	6007-PLN-AGE-25-52-4066	Alpha . **Steam Turbine Gen. Foundation. Details**	Drawing	5	CIVIL -1	VENDOR	Approval
405	6007-PLN-AGE-25-52-4067	Alpha . **Steam Turbine Gen. Foundation. Details**	Drawing	5	CIVIL -1	VENDOR	Approval
406	6007-PLN-AGE-25-52-4068	Alpha . **Steam Turbine Gen. Foundation. Details**	Drawing	4	CIVIL -1	VENDOR	Approval
407	6007-PLN-AGE-25-52-4069	Alpha . **Steam Turbine Gen. Foundation. Details**	Drawing	4	CIVIL -1	VENDOR	Approval
408	6007-PLN-AGE-25-52-4070	Alpha . **Steam Turbine Gen. Foundation. Details**	Drawing	4	CIVIL -1	VENDOR	Approval
409	6007-PLN-AGE-25-52-4071	Alpha . **Steam Turbine Gen. Foundation. Details**	Drawing	4	CIVIL -1	VENDOR	Approval
410	6007-PLN-AGE-25-52-4072	Alpha . **Steam Turbine Gen. Foundation. Details**	Drawing	4	CIVIL -1	VENDOR	Approval
411	6007-PLN-AGE-25-52-4073	Alpha . **Anchor Bolts Coordinates Foundation Plan**	Drawing	1	CIVIL -1	VENDOR	Approval
412	6007-PLN-AGE-25-52-8000	Beta . **Steam Turbine Gen. Foundation Cover Sheet**	Drawing	4	CIVIL -1	VENDOR	Approval
413	6007-PLN-AGE-25-52-8020	Beta . **Steam Turbine Gen. Foundation General Notes**	Drawing	6	CIVIL -1	VENDOR	Approval
414	6007-PLN-AGE-25-52-8040	Beta . **Steam Turbine Gen. Foundation. Foundation Plan**	Drawing	5	CIVIL -1	VENDOR	Approval
415	6007-PLN-AGE-25-52-8041	Beta . **Steam Turbine Gen. Foundation. Foundation Elev.**	Drawing	5	CIVIL -1	VENDOR	Approval
416	6007-PLN-AGE-25-52-8060	Beta . **Steam Turbine Gen. Foundation. Details**	Drawing	5	CIVIL -1	VENDOR	Approval
417	6007-PLN-AGE-25-52-8061	Beta . **Steam Turbine Gen. Foundation. Details**	Drawing	5	CIVIL -1	VENDOR	Approval
418	6007-PLN-AGE-25-52-8062	Beta . **Steam Turbine Gen. Foundation. Details**	Drawing	5	CIVIL -1	VENDOR	Approval
419	6007-PLN-AGE-25-52-8063	Beta . **Steam Turbine Gen. Foundation. Details**	Drawing	5	CIVIL -1	VENDOR	Approval
420	6007-PLN-AGE-25-52-8064	Beta . **Steam Turbine Gen. Foundation. Details**	Drawing	5	CIVIL -1	VENDOR	Approval
421	6007-PLN-AGE-25-52-8065	Beta . **Steam Turbine Gen. Foundation. Details**	Drawing	5	CIVIL -1	VENDOR	Approval

ABENER TEYMA
MOJAVE

Compliance No.:		GEN-2					
Job :		Mojave Solar Project					
Date: 7/8/14		Description: Civil Master Drawing List					
Line No.	Sheet No.	Description	Type of Document	Revision Number	Applicable Condition of Certification	Vendor Supplied or EOR	Reason for Submittal
422	6007-PLN-AGE-25-52-8066	Beta . **Steam Turbine Gen. Foundation. Details**	Drawing	5	CIVIL -1	VENDOR	Approval
423	6007-PLN-AGE-25-52-8067	Beta . **Steam Turbine Gen. Foundation. Details**	Drawing	5	CIVIL -1	VENDOR	Approval
424	6007-PLN-AGE-25-52-8068	Beta . **Steam Turbine Gen. Foundation. Details**	Drawing	4	CIVIL -1	VENDOR	Approval
425	6007-PLN-AGE-25-52-8069	Beta . **Steam Turbine Gen. Foundation. Details**	Drawing	4	CIVIL -1	VENDOR	Approval
426	6007-PLN-AGE-25-52-8070	Beta . **Steam Turbine Gen. Foundation. Details**	Drawing	4	CIVIL -1	VENDOR	Approval
427	6007-PLN-AGE-25-52-8071	Beta . **Steam Turbine Gen. Foundation. Details**	Drawing	4	CIVIL -1	VENDOR	Approval
428	6007-PLN-AGE-25-52-8072	Beta . **Steam Turbine Gen. Foundation. Details**	Drawing	4	CIVIL -1	VENDOR	Approval
429	6007-PLN-AGE-25-52-8073	Beta . **Anchor Bolts Coordinates Foundation Plan**	Drawing	1	CIVIL -1	VENDOR	Approval
430	6007-CAL-AGE-25-52-4000	Calculation report for Steam **Turbine-Generator Found. Alpha**	Calculation	5	CIVIL -1	VENDOR	Approval
431	6007-CAL-AGE-25-52-8000	Calculation report for Steam **Turbine-Generator Found. Beta**	Calculation	5	CIVIL -1	VENDOR	Approval
432	6007-PLN-GFG-00-50-C451	Alpha West Fencing Plan	Drawing	5	CIVIL -1	VENDOR	Approval
433	6007-PLN-GFG-00-50-C452	Alpha East Fencing Plan	Drawing	4	CIVIL -1	VENDOR	Approval
434	6007-PLN-GFG-00-50-C453	Beta East/West Fencing Plan	Drawing	4	CIVIL -1	VENDOR	Approval
435	6007-PLN-AGE-25-52-4040	Alpha – Steam Turbine Gen. Foundation. Foundation Plan	Drawing	6	CIVIL -1	VENDOR	Approval
436	6007-PLN-AGE-25-52-4062	Alpha – Steam Turbine Gen. Foundation. Details	Drawing	6	CIVIL -1	VENDOR	Approval
437	6007-PLN-AGE-25-52-4063	Alpha – Steam Turbine Gen. Foundation. Details	Drawing	6	CIVIL -1	VENDOR	Approval
438	6007-PLN-AGE-25-52-4068	Alpha – Steam Turbine Gen. Foundation. Details	Drawing	5	CIVIL -1	VENDOR	Approval
439	6007-PLN-AGE-25-52-4069	Alpha – Steam Turbine Gen. Foundation. Details	Drawing	5	CIVIL -1	VENDOR	Approval
440	6007-PLN-AGE-25-52-4070	Alpha – Steam Turbine Gen. Foundation. Details	Drawing	5	CIVIL -1	VENDOR	Approval
441	6007-PLN-AGE-25-52-4071	Alpha – Steam Turbine Gen. Foundation. Details	Drawing	5	CIVIL -1	VENDOR	Approval
442	6007-PLN-AGE-25-52-4073	Alpha – Anchor Bolts Coordinates Foundation Plan	Drawing	2	CIVIL -1	VENDOR	Approval
443	6007-PLN-AGE-25-52-8040	Beta – Steam Turbine Gen. Foundation. Foundation Plan	Drawing	6	CIVIL -1	VENDOR	Approval
444	6007-PLN-AGE-25-52-8068	Beta – Steam Turbine Gen. Foundation. Details	Drawing	5	CIVIL -1	VENDOR	Approval
445	6007-PLN-AGE-25-52-8069	Beta – Steam Turbine Gen. Foundation. Details	Drawing	5	CIVIL -1	VENDOR	Approval
446	6007-PLN-AGE-25-52-8070	Beta – Steam Turbine Gen. Foundation. Details	Drawing	5	CIVIL -1	VENDOR	Approval
447	6007-PLN-AGE-25-52-8071	Beta – Steam Turbine Gen. Foundation. Details	Drawing	5	CIVIL -1	VENDOR	Approval
448	6007-PLN-AGE-25-52-8073	Beta – Anchor Bolts Coordinates Foundation Plan	Drawing	2	CIVIL -1	VENDOR	Approval
449	6007-CAL-AGE-57-54-6277	Calculations	Calculation	4	CIVIL -1	VENDOR	Approval
450	6007-PLN-AGE-57-54-6900	Cover Sheet	Drawing	5	CIVIL -1	VENDOR	Approval
451	6007-PLN-AGE-57-54-6901	General Notes	Drawing	5	CIVIL -1	VENDOR	Approval
452	6007-PLN-AGE-57-54-6902	Plan Views	Drawing	5	CIVIL -1	VENDOR	Approval
453	6007-PLN-AGE-57-54-6903	Plan Views & Details	Drawing	5	CIVIL -1	VENDOR	Approval
454	6007-PLN-AGE-57-54-6904	Elevation of Frame A & B	Drawing	5	CIVIL -1	VENDOR	Approval
455	6007-PLN-AGE-57-54-6905	Elevation of Fraame 1 to 5	Drawing	5	CIVIL -1	VENDOR	Approval
456	6007-PLN-AGE-57-54-6906	Connection Details for Frame A & B	Drawing	5	CIVIL -1	VENDOR	Approval
457	6007-PLN-AGE-57-54-6907	Connection Details for Frame 1 to 5	Drawing	5	CIVIL -1	VENDOR	Approval
458	6007-PLN-AGE-57-54-6908	Connection Details for Plan at EL 2064'-3" & 2070'-3"	Drawing	5	CIVIL -1	VENDOR	Approval
459	6007-PLN-AGE-57-54-6909	Staircase & Baseplate Details	Drawing	5	CIVIL -1	VENDOR	Approval
460	6007-CAL-AGE-57-54-6700	Calculation Report	Calculation	0	CIVIL -1	VENDOR	Approval
461	6007-PLN-AGE-57-54-6700	Cover Sheet	Drawing	0	CIVIL -1	VENDOR	Approval
462	6007-PLN-AGE-57-54-6701	General Notes	Drawing	0	CIVIL -1	VENDOR	Approval
463	6007-PLN-AGE-57-54-6702	Plan View	Drawing	0	CIVIL -1	VENDOR	Approval
464	6007-PLN-AGE-57-54-6703	Plan View & Details	Drawing	0	CIVIL -1	VENDOR	Approval
465	6007-PLN-AGE-57-54-6704	Elevation A & B	Drawing	0	CIVIL -1	VENDOR	Approval
466	6007-PLN-AGE-57-54-6705	Elevation of Frame 1 to 5	Drawing	0	CIVIL -1	VENDOR	Approval
467	6007-PLN-AGE-57-54-6706	Staircase & Base plate Details	Drawing	0	CIVIL -1	VENDOR	Approval
468	6007-PLN-AGE-57-54-6707	Connection Detail	Drawing	0	CIVIL -1	VENDOR	Approval
469	6007-PLN-AGE-57-54-6708	Connection Detail	Drawing	0	CIVIL -1	VENDOR	Approval
470	6007-PLN-AGE-57-54-6709	Connection Detail	Drawing	0	CIVIL -1	VENDOR	Approval
471	6007-TMT-AGE-ATE-0993	AG Transmittal	Drawing		CIVIL -1	VENDOR	Approval
472	6007-CAL-AGE-57-52-4950-R03	Main HTF pipe support foundations in PSV areas. Alpha Plant	Calculation	3	CIVIL -1	VENDOR	Approval
473	6007-LIS-AGE-58-52-2401-R03	Coordiantes list for Main HTF pipe support foundations in PSV areas. Alpha plant	List	3	CIVIL -1	VENDOR	Approval
474	6007-PLN-AGE-57-52-2600-R03	Alpha Plant. HTF Pipes support foundations in PSV areas. Cover sheet	Drawing	3	CIVIL -1	VENDOR	Approval
475	6007-PLN-AGE-57-52-2601-R03	Alpha Plant. HTF Pipes support foundations in PSV areas. General Notes	Drawing	3	CIVIL -1	VENDOR	Approval
476	6007-PLN-AGE-57-52-2602-R03	Alpha Plant. HTF Pipes support foundations in PSV areas. Foundations plan & coordinates	Drawing	3	CIVIL -1	VENDOR	Approval
477	6007-PLN-AGE-57-52-2603-R03	Alpha Plant. HTF Pipes support foundations in PSV areas. Sections and details I	Drawing	3	CIVIL -1	VENDOR	Approval
478	6007-PLN-AGE-57-52-2604-R03	Alpha Plant. HTF Pipes support foundations in PSV areas. Sections and details II	Drawing	3	CIVIL -1	VENDOR	Approval
479	6007-PLN-AGE-57-52-2605-R03	Alpha Plant. HTF Pipes support foundations in PSV areas. Sections and details III	Drawing	3	CIVIL -1	VENDOR	Approval
480	6007-CAL-AGE-58-52-2400-R03	Calculation report for Central plant. HTF main pipe support foundation. Alpha plant	Calculation	3	CIVIL -1	VENDOR	Approval
481	6007-LIS-AGE-58-52-2400-R03	Coordiantes list for Central plant. HTF main pipe support foundation. Alpha plant	List	3	CIVIL -1	VENDOR	Approval
482	6007-PLN-AGE-58-52-2400-R03	Central Plant, Main HTF Pipes Support Foundations. Cover sheet	Drawing	3	CIVIL -1	VENDOR	Approval
483	6007-PLN-AGE-58-52-2401-R02	Central Plant, Main HTF Pipes Support Foundations. General Notes	Drawing	2	CIVIL -1	VENDOR	Approval
484	6007-PLN-AGE-58-52-2402-R02	Central Plant, Main HTF Pipes Support Foundations. Foundations plan	Drawing	2	CIVIL -1	VENDOR	Approval
485	6007-PLN-AGE-58-52-2403-R03	Central Plant, Main HTF Pipes Support Foundations. Sections & details I	Drawing	3	CIVIL -1	VENDOR	Approval
486	6007-PLN-AGE-58-52-2404-R03	Central Plant, Main HTF Pipes Support Foundations. Sections & details II	Drawing	3	CIVIL -1	VENDOR	Approval
487	6007-CAL-AGE-58-52-2405 R02	Calculation report for Central plant. HTF main sleepres-pipes supp. II. Alpha plant	Calculation	2	CIVIL -1	VENDOR	Approval
488	6007-LIS-AGE-58-52-2405_R02	Coordinates list for Central plant. HTF main sleepres-pipes supp. II. Alpha plant	List	2	CIVIL -1	VENDOR	Approval
489	6007-PLN-AGE-58-52-2405-R02	Central Plant, Main HTF Pipes Support Foundations II. Cover sheet	Drawing	2	CIVIL -1	VENDOR	Approval
490	6007-PLN-AGE-58-52-2405-R02	Central Plant, Main HTF Pipes Support Foundations II. General Notes	Drawing	2	CIVIL -1	VENDOR	Approval
491	6007-PLN-AGE-58-52-2407-R02	Central Plant, Main HTF Pipes Support Foundations II. Foundations plan	Drawing	2	CIVIL -1	VENDOR	Approval
492	6007-PLN-AGE-58-52-2408-R02	Central Plant, Main HTF Pipes Support Foundations II. Sections & details	Drawing	2	CIVIL -1	VENDOR	Approval
493	6007-CAL-AGE-58-52-2410-R02	Calculation report for Central Plant, HTF Mian Sleepers-Pipes Supp. III. Alpha Plant	Calculation	2	CIVIL -1	VENDOR	Approval
494	6007-LIS-AGE-58-52-2410-R02	Coordinates list for Central Plant, HTF Main Sleepers-Pipes Supp. III. Alpha Plant	List	2	CIVIL -1	VENDOR	Approval
495	6007-PLN-AGE-58-52-2410-R02	Central Plant, Main HTF Pipes Support Foundations III. Cover sheet	Drawing	2	CIVIL -1	VENDOR	Approval
496	6007-PLN-AGE-58-52-2411-R02	Central Plant, Main HTF Pipes Support Foundations III. General Notes	Drawing	2	CIVIL -1	VENDOR	Approval
497	6007-PLN-AGE-58-52-2412-R02	Central Plant, Main HTF Pipes Support Foundations III. General Notes	Drawing	2	CIVIL -1	VENDOR	Approval
498	6007-PLN-AGE-58-52-2413-R02	Central Plant, Main HTF Pipes Support Foundations III. Sections & details	Drawing	2	CIVIL -1	VENDOR	Approval
499	6007-PLN-AGE-58-52-2414-R02	Central Plant, Main HTF Pipes Support Foundations III. Sections & details II	Drawing	2	CIVIL -1	VENDOR	Approval
500	6007-PLN-AGE-58-52-2415-R02	Central Plant, Main HTF Pipes Support Foundations III. Sections & details III	Drawing	2	CIVIL -1	VENDOR	Approval
501	6007-CAL-AGE-57-52-6277	Calculation Report for DrainageChannel Crossing Pipe Support Steel Truss Foundations Far West	Calculation	4	CIVIL -1	VENDOR	Approval
502	6007-PLN-AGE-57-52-6900	Drainage Channel Crossing Far West Field Beta, HTF Pipe Support Steel Truss Foundations Cover Sheet	Drawing	7	CIVIL -1	VENDOR	Approval
503	6007-PLN-AGE-57-52-6901	Drainage Channel Crossing Far West Field Beta, HTF Pipe Support Steel Truss Foundations General Notes	Drawing	6	CIVIL -1	VENDOR	Approval
504	6007-PLN-AGE-57-52-6902	Drainage Channel Crossing Far West Field Beta, HTF Pipe Support Steel Truss Foundations Elevation, Plan & Sections for Column 1 to 5	Drawing	7	CIVIL -1	VENDOR	Approval
505	6007-PLN-AGE-57-52-6903	Drainage Channel Crossing Far West Field Beta, HTF Pipe Support Steel Truss Foundations Plan, Section and Details for Column 2,3 & 4	Drawing	6	CIVIL -1	VENDOR	Approval
506	6007-PLN-AGE-57-52-6904	Drainage Channel Crossing Far West Field Beta, HTF Pipe Support Steel Truss Foundations Plan, Section and Details for Column 1 & 5	Drawing	7	CIVIL -1	VENDOR	Approval
507	6007-PLN-AGE-57-52-6905	Drainage Channel Crossing Far West Field Beta, HTF Pipe Support Steel Truss Foundations Elevation, Plan & Sections for Column C11-C20	Drawing	7	CIVIL -1	VENDOR	Approval
508	Sketch STGF	Sketch STGF	Drawing	na	CIVIL -1	VENDOR	Approval
509	6007-PLN-AGE-25-52-4041	Field Alpha Steam Generator Foundation Elevations (View Only)	Drawing	3	CIVIL -1	VENDOR	Approval
510	RFI 0005	Steam Generator Turbine Foundations	Drawing	na	CIVIL -1	VENDOR	Approval
511	RFI 0006	Steam Generator Turbine Foundations	Drawing	na	CIVIL -1	VENDOR	Approval
512	51	Abengoa Solar Elevator 3-15-13	Drawing	n.a.	CIVIL -1	VENDOR	Approval
513	6007-PLN-WSI-00-00-A001	Abengoa Solar Architectural 3-15-13	Drawing	n.a.	CIVIL -1	VENDOR	Approval
514	6007-PLN-WSI-42-73-M001	Abengoa Solar Mechanical 3-15-13	Drawing	n.a.	CIVIL -1	VENDOR	Approval
515	6007-PLN-WSI-29-82-P001	Abengoa Solar Plumbing 3-15-13	Drawing	n.a.	CIVIL -1	VENDOR	Approval
516	6007-PLN-ATM-18-53-F1.0	Abengoa Solar Foundation Plans 3-15-13	Drawing	n.a.	CIVIL -1	VENDOR	Approval
517	LTG-1C	Abengoa T24 Electrical 3-15-13	Drawing	n.a.	CIVIL -1	VENDOR	Approval
518	C13025	Abengoa T 24 Mech & Envl 3-15-13	Drawing	n.a.	CIVIL -1	VENDOR	Approval
519	C13025	HVAC_Heating_&_Cooling_Calcs	Drawing	n.a.	CIVIL -1	VENDOR	Approval
520	6007-PLN-WSI-27-31-E001	Abengoa Solar E-001 3-15-13	Drawing	n.a.	CIVIL -1	VENDOR	Approval
521	6007-PLN-WSI-27-31-E002	Abengoa Solar E-002 3-15-13	Drawing	n.a.	CIVIL -1	VENDOR	Approval
522	6007-PLN-WSI-27-31-E003	Abengoa Solar E-003 3-15-13	Drawing	n.a.	CIVIL -1	VENDOR	Approval
523	6007-PLN-WSI-27-31-E004	Abengoa Solar E-004 3-15-13	Drawing	n.a.	CIVIL -1	VENDOR	Approval
524	6007-PLN-WSI-27-31-E005	Abengoa Solar E-005 3-15-13	Drawing	n.a.	CIVIL -1	VENDOR	Approval
525	6007-PLN-AGE-11-50-0000-R04	Effluent water line. Alpha plant. Cover sheet	Drawing	4	CIVIL -1	VENDOR	Approval
526	6007-PLN-AGE-11-50-0001-R04	Effluent water line. Alpha plant. General Notes	Drawing	4	CIVIL -1	VENDOR	Approval
527	6007-PLN-AGE-11-50-0002-R04	Effluent water line. Alpha plant. Plan 1	Drawing	4	CIVIL -1	VENDOR	Approval
528	6007-PLN-AGE-11-50-0003-R04	Effluent water line. Alpha plant. Plan 2	Drawing	4	CIVIL -1	VENDOR	Approval
529	6007-PLN-AGE-11-50-0004-R04	Effluent water line. Alpha plant. Plan 3	Drawing	4	CIVIL -1	VENDOR	Approval
530	6007-PLN-AGE-11-50-0005-R04	Effluent water line. Alpha plant. Cross sections	Drawing	4	CIVIL -1	VENDOR	Approval
531	6007-PLN-AGE-11-50-0006-R04	Effluent water line. Alpha plant. Details	Drawing	4	CIVIL -1	VENDOR	Approval
532	6007-PLN-GFG-00-50-C551	Alpha Site plan. Evaporation ponds/Bioremediation facilities.	Drawing	4	CIVIL -1	VENDOR	Approval
533	6007-PLN-GFG-00-50-C552	Alpha Site, Grading and Drainage Plan, Evaporation ponds/Bioremediation facilities	Drawing	4	CIVIL -1	VENDOR	Approval
534	6007-PLN-GFG-00-50-C554	Alpha Site Details, Evaporation ponds/ Bioremediation facilities	Drawing	5	CIVIL -1	VENDOR	Approval
535	6007-PLN-GFG-00-50-C555	Alpha site, Details 2, Evaporation ponds/ bioremediation facilities.	Drawing	4	CIVIL -1	VENDOR	Approval
536	6007-PLN-GFG-00-50-C556	Alpha site, Bioremediation facilities. Evaporation ponds/Bioremediation facilities.	Drawing	3	CIVIL -1	VENDOR	Approval
537	6007-PLN-GFG-00-50-C604	Alpha site, Evaporation ponds, Force main.Evaporation ponds/Bioremediation facilities.	Drawing	3	CIVIL -1	VENDOR	Approval
538	6007-CAL-AGE-58-52-6400-R02	Calculation Report for HTF pipe supports foundations South Beta Plant	Calculation	2	CIVIL -1	VENDOR	Approval
539	6007-LIS-AGE-58-52-6400-R01	Coordiantes List for Central Plant South. HTF main pipe supports	List	1	CIVIL -1	VENDOR	Approval
540	6007-PLN-AGE-58-52-6400-R03	Beta Central Plant, HTF Pipe Support Foundations. Cover Sheet	Drawing	3	CIVIL -1	VENDOR	Approval
541	6007-PLN-AGE-58-52-6401-R03	Beta Central Plant, HTF Pipe Support Foundations. General Notes	Drawing	3	CIVIL -1	VENDOR	Approval
542	6007-PLN-AGE-58-52-6402-R03	Beta Central Plant, HTF Pipe Support Foundations. Foundation Plan	Drawing	3	CIVIL -1	VENDOR	Approval
543	6007-PLN-AGE-58-52-6404-R03	Beta Central Plant, HTF Pipe Support Foundations. Sections and Details I	Drawing	3	CIVIL -1	VENDOR	Approval
544	6007-CAL-AGE-23-52-4000	Beta Central Plant, HTF Pipe Support Foundations. Sections and Details II	Calculation	3	CIVIL -1	VENDOR	Approval
545	6007-CAL-AGE-23-52-4000	Calculation Report for Exitation Transformer Foundation. Alpha Plant	Calculation	1	CIVIL -1	VENDOR	Approval
546	6007-CAL-AGE-23-52-8000	Calculation Report for Exitation Transformer Foundation. Beta Plant	Calculation	1	CIVIL -1	VENDOR	Approval

ABENER TEYMA
MOJAVE

Compliance No.:		GEN-2					
Job :		Mojave Solar Project					
Date: 7/8/14		Description: Civil Master Drawing List					
Line No.	Sheet No.	Description	Type of Document	Revision Number	Applicable Condition of Certification	Vendor Supplied or EOR	Reason for Submittal
547	6007-PLN-AGE-23-52-4000_Rev 01	Alpha. Exitation Transformer #33 Foundation. Cover Sheet	Drawing	1	CIVIL -1	VENDOR	Approval
548	6007-PLN-AGE-23-52-4020_Rev 01	Alpha. Exitation Transformer #33 Foundation. General Notes	Drawing	1	CIVIL -1	VENDOR	Approval
549	6007-PLN-AGE-23-52-4040_Rev 01	Alpha. Exitation Transformer #33 Foundation. Fouindation Plan & details	Drawing	1	CIVIL -1	VENDOR	Approval
550	6007-PLN-AGE-23-52-8000_Rev 01	Beta. Exitation Transformer #33 Foundation. Cover Sheet	Drawing	1	CIVIL -1	VENDOR	Approval
551	6007-PLN-AGE-23-52-8020_Rev 01	Beta. Exitation Transformer #33 Foundation. General Notes	Drawing	1	CIVIL -1	VENDOR	Approval
552	6007-PLN-AGE-23-52-8040_Rev 01	Beta. Exitation Transformer #33 Foundation. Fouindation Plan & details	Drawing	1	CIVIL -1	VENDOR	Approval
553	6007-LIS-AGE-57-52-6601-R02	Main HTF pipe support foundations in PSV areas. Beta Plant	List	2	CIVIL -1	VENDOR	Approval
554	6007-PLN-AGE-57-52-6600-R02	Main HTF pipe support foundations in PSV areas. Cover sheet	Drawing	2	CIVIL -1	VENDOR	Approval
555	6007-PLN-AGE-57-52-6601-R02	Main HTF pipe support foundations in PSV areas. General Notes	Drawing	2	CIVIL -1	VENDOR	Approval
556	6007-PLN-AGE-57-52-6602-R02	Main HTF pipe support foundations in PSV areas.East & West area foundations plan	Drawing	2	CIVIL -1	VENDOR	Approval
557	6007-PLN-AGE-57-52-6603-R02	Main HTF pipe support foundations in PSV areas.North & South area foundations plan	Drawing	2	CIVIL -1	VENDOR	Approval
558	6007-PLN-AGE-57-52-6604-R02	Main HTF pipe support foundations in PSV areas.Sections & details I	Drawing	2	CIVIL -1	VENDOR	Approval
559	6007-PLN-AGE-57-52-6605-R02	Main HTF pipe support foundations in PSV areas.Sections & details II	Drawing	2	CIVIL -1	VENDOR	Approval
560	6007-PLN-AGE-57-52-6606-R02	Main HTF pipe support foundations in PSV areas.Sections & details III	Drawing	2	CIVIL -1	VENDOR	Approval
561	6007-PLN-AGE-57-52-6607-R02	Main HTF pipe support foundations in PSV areas.Sections & details IV	Drawing	2	CIVIL -1	VENDOR	Approval
562	6007-PLN-AGE-57-52-6608-R02	Main HTF pipe support foundations in PSV areas.Sections & details V	Drawing	2	CIVIL -1	VENDOR	Approval
563	6007-PLN-AGE-57-52-6609-R02	Main HTF pipe support foundations in PSV areas.Sections & details VI	Drawing	2	CIVIL -1	VENDOR	Approval
564	6007-PLN-AGE-57-52-6610-R02	Main HTF pipe support foundations in PSV areas.Sections & details VII	Drawing	2	CIVIL -1	VENDOR	Approval
565	6007-PLN-AGE-57-52-6611-R00	Main HTF pipe support foundations in PSV areas.Sections & details VIII	Drawing	0	CIVIL -1	VENDOR	Approval
566	6007-PLN-GFG-00-50-C551	Alpha Site plan	Drawing	4	CIVIL -1	VENDOR	Approval
567	6007-PLN-GFG-00-50-C552	Alpha Site, Grading and Drainage Plan	Drawing	4	CIVIL -1	VENDOR	Approval
568	6007-PLN-GFG-00-50-C554	Alpha Site Details 1	Drawing	5	CIVIL -1	VENDOR	Approval
569	6007-PLN-GFG-00-50-C555	Alpha site, Details 2	Drawing	4	CIVIL -1	VENDOR	Approval
570	6007-PLN-GFG-00-50-C556	Alpha site, Bioremediation facilities	Drawing	3	CIVIL -1	VENDOR	Approval
571	6007-PLN-GFG-00-50-C604	Alpha site, Evaporation ponds, Force main	Drawing	3	CIVIL -1	VENDOR	Approval
572	6007-PLN-AGE-29-55-4000	Cover Sheet	Drawing	6	CIVIL -1	VENDOR	Approval
573	6007-PLN-AGE-29-55-4020	General notes	Drawing	6	CIVIL -1	VENDOR	Approval
574	6007-PLN-AGE-29-55-4040	underground plan	Drawing	6	CIVIL -1	VENDOR	Approval
575	6007-PLN-AGE-29-55-4060	Details	Drawing	6	CIVIL -1	VENDOR	Approval
576	6007-PLN-AGE-29-55-4065	Details	Drawing	6	CIVIL -1	VENDOR	Approval
577	6007-PLN-AGE-00-50-S001	General civil and Structural notes	Drawing	3	CIVIL -1	VENDOR	Approval
578	6007-CAL-AGE-58-52-2400-R04	Central plant, HTF Main Sleepers-Pipes Support Foundations. Alpha plant	Calculation	4	CIVIL -1	VENDOR	Approval
579	6007-LIS-AGE-58-52-2400-R03	Central plant, HTF Main Sleepers-Pipes Support Foundations. Alpha plant	List	3	CIVIL -1	VENDOR	Approval
580	6007-PLN-AGE-58-52-2400-R03	Mojave solar project. Alpha plant. Central plant, Main HTF Pipes support foundations. Cover Sheet	Drawing	3	CIVIL -1	VENDOR	Approval
581	6007-PLN-AGE-58-52-2401-R03	Mojave solar project. Alpha plant. Central plant, Main HTF Pipes support foundations. General Notes	Drawing	3	CIVIL -1	VENDOR	Approval
582	6007-PLN-AGE-58-52-2402-R02	Mojave solar project. Alpha plant. Central plant, Main HTF Pipes support foundations. Foundations plan	Drawing	2	CIVIL -1	VENDOR	Approval
583	6007-PLN-AGE-58-52-2403-R04	Mojave solar project. Alpha plant. Central plant, Main HTF Pipes support foundations. Sections and details I	Drawing	4	CIVIL -1	VENDOR	Approval
584	6007-PLN-AGE-58-52-2404-R04	Mojave solar project. Alpha plant. Central plant, Main HTF Pipes support foundations. Sections and details II	Drawing	4	CIVIL -1	VENDOR	Approval
585	6007-PLN-AGE-58-52-2415-R03	Mojave solar project. Alpha plant. Central plant, Main HTF Pipes support foundations. Sections and details II	Drawing	3	CIVIL -1	VENDOR	Approval
586	6007-CAL-AGE-58-52-2405-R03	Central plant, HTF Main Sleepers-Pipes Supp. II. Alpha plant	Calculation	3	CIVIL -1	VENDOR	Approval
587	6007-LIS-AGE-58-52-2405_R02	Central plant, HTF Main Sleepers-Pipes Supp. II. Alpha plant	List	2	CIVIL -1	VENDOR	Approval
588	6007-PLN-AGE-58-52-2405-R02	Mojave solar project. Alpha plant. Central plant, Main HTF Pipes support foundations II. Cover Sheet	Drawing	2	CIVIL -1	VENDOR	Approval
589	6007-PLN-AGE-58-52-2406-R03	Mojave solar project. Alpha plant. Central plant, Main HTF Pipes support foundations II. General Notes	Drawing	3	CIVIL -1	VENDOR	Approval
590	6007-PLN-AGE-58-52-2407-R02	Mojave solar project. Alpha plant. Central plant, Main HTF Pipes support foundations II. Foundations plan	Drawing	2	CIVIL -1	VENDOR	Approval
591	6007-PLN-AGE-58-52-2408-R03	Mojave solar project. Alpha plant. Central plant, Main HTF Pipes support foundations II. Sections and details	Drawing	3	CIVIL -1	VENDOR	Approval
592	6007-CAL-AGE-58-52-2410-R03	Central plant, HTF Main Sleepers-Pipes Supp. III. Alpha plant	Calculation	3	CIVIL -1	VENDOR	Approval
593	6007-LIS-AGE-58-52-2410-R02	Central plant, HTF Main Sleepers-Pipes Supp. III. Alpha plant	List	2	CIVIL -1	VENDOR	Approval
594	6007-PLN-AGE-58-52-2410-R02	Mojave solar project. Alpha plant. Central plant, Main HTF Pipes support foundations III. Cover Sheet	Drawing	2	CIVIL -1	VENDOR	Approval
595	6007-PLN-AGE-58-52-2411-R03	Mojave solar project. Alpha plant. Central plant, Main HTF Pipes support foundations III. General Notes	Drawing	3	CIVIL -1	VENDOR	Approval
596	6007-PLN-AGE-58-52-2412-R02	Mojave solar project. Alpha plant. Central plant, Main HTF Pipes support foundations III. Foundations plan	Drawing	2	CIVIL -1	VENDOR	Approval
597	6007-PLN-AGE-58-52-2413-R03	Mojave solar project. Alpha plant. Central plant, Main HTF Pipes support foundations III. Sections and details I	Drawing	3	CIVIL -1	VENDOR	Approval
598	6007-PLN-AGE-58-52-2414-R03	Mojave solar project. Alpha plant. Central plant, Main HTF Pipes support foundations III. Sections and details II	Drawing	3	CIVIL -1	VENDOR	Approval
599	6007-CAL-AGE-57-52-4950-R03	Main HTF Pipes Support Foundations in PSV areas. Alpha plant	Calculation	3	CIVIL -1	VENDOR	Approval
600	6007-LIS-AGE-58-52-2401-R03.pdf	Main HTF pipes support foundations in PSV areas. Alpha Plant	List	3	CIVIL -1	VENDOR	Approval
601	6007-PLN-AGE-57-52-2600-R03.pdf	Mojave solar project. Alpha plant. HTF Pipes support foundations in PSV Areas. Cover Sheet	Drawing	3	CIVIL -1	VENDOR	Approval
602	6007-PLN-AGE-57-52-2601-R04.pdf	Mojave solar project. Alpha plant. HTF Pipes support foundations in PSV Areas. General Notes.	Drawing	4	CIVIL -1	VENDOR	Approval
603	6007-PLN-AGE-57-52-2602-R03.pdf	Mojave solar project. Alpha plant. HTF Pipes support foundations in PSV Areas. Foundations plan & coordinates.	Drawing	3	CIVIL -1	VENDOR	Approval
604	6007-PLN-AGE-57-52-2603-R04.pdf	Mojave solar project. Alpha plant. HTF Pipes support foundations in PSV Areas. Sections & details I	Drawing	4	CIVIL -1	VENDOR	Approval
605	6007-PLN-AGE-57-52-2604-R04.pdf	Mojave solar project. Alpha plant. HTF Pipes support foundations in PSV Areas. Sections & details II	Drawing	4	CIVIL -1	VENDOR	Approval
606	6007-PLN-AGE-57-52-2605-R04.pdf	Mojave solar project. Alpha plant. HTF Pipes support foundations in PSV Areas. Sections & details III	Drawing	4	CIVIL -1	VENDOR	Approval
607	6007-PLN-AGE-58-52-2485	Cover sheet	Drawing	2	CIVIL -1	VENDOR	Approval
608	6007-PLN-AGE-58-52-2486	General notes	Drawing	2	CIVIL -1	VENDOR	Approval
609	6007-PLN-AGE-58-52-2487	Basin layout	Drawing	2	CIVIL -1	VENDOR	Approval
610	6007-PLN-AGE-58-52-2488	Sections & staircase details	Drawing	2	CIVIL -1	VENDOR	Approval
611	6007-PLN-AGE-58-52-2489	Sump and trench details	Drawing	2	CIVIL -1	VENDOR	Approval
612	6007-PLN-AGE-58-52-2490	Pump A-MP-204A foundation plan, sections & details	Drawing	2	CIVIL -1	VENDOR	Approval
613	6007-PLN-AGE-58-52-2491	Tank A-MV-206A foundation plan, sections & details	Drawing	2	CIVIL -1	VENDOR	Approval
614	6007-PLN-AGE-58-52-2492	Pedestal details & coordinates	Drawing	2	CIVIL -1	VENDOR	Approval
615	6007-CAL-AGE-58-52-2485	Overflow basin calc report	Calculation	1	CIVIL -1	VENDOR	Approval
616	6007-CAL-AGE-58-52-2490	Pump report	Calculation	1	CIVIL -1	VENDOR	Approval
617	6007-PLN-AGE-58-52-6485	Cover sheet	Drawing	2	CIVIL -1	VENDOR	Approval
618	6007-PLN-AGE-58-52-6486	General notes	Drawing	2	CIVIL -1	VENDOR	Approval
619	6007-PLN-AGE-58-52-6487	Basin layout	Drawing	2	CIVIL -1	VENDOR	Approval
620	6007-PLN-AGE-58-52-6488	Sections & staircase details	Drawing	2	CIVIL -1	VENDOR	Approval
621	6007-PLN-AGE-58-52-6489	Sump and trench details	Drawing	2	CIVIL -1	VENDOR	Approval
622	6007-PLN-AGE-58-52-6490	Pump A-MP-204A foundation plan, sections & details	Drawing	2	CIVIL -1	VENDOR	Approval
623	6007-PLN-AGE-58-52-6491	Tank A-MV-206A foundation plan, sections & details	Drawing	2	CIVIL -1	VENDOR	Approval
624	6007-PLN-AGE-58-52-6492	Pedestal details & coordinates	Drawing	2	CIVIL -1	VENDOR	Approval
625	6007-CAL-AGE-58-52-6485	Overflow basin calc report	Calculation	1	CIVIL -1	VENDOR	Approval
626	6007-CAL-AGE-58-52-6490	Pump report	Calculation	1	CIVIL -1	VENDOR	Approval
627	6007-PLN-AGE-18-52-4200	Cover sheet	Drawing	1	CIVIL -1	VENDOR	Approval
628	6007-PLN-AGE-18-52-4220	General notes	Drawing	1	CIVIL -1	VENDOR	Approval
629	6007-PLN-AGE-18-52-4240	Foundation drawings	Drawing	2	CIVIL -1	VENDOR	Approval
630	6007-CAL-AGE-18-52-4200	Calc report	Calculation	2	CIVIL -1	VENDOR	Approval
631	6007-PLN-AGE-18-52-8200	Cover sheet	Drawing	1	CIVIL -1	VENDOR	Approval
632	6007-PLN-AGE-18-52-8220	General notes	Drawing	1	CIVIL -1	VENDOR	Approval
633	6007-PLN-AGE-18-52-8240	Foundation drawings	Drawing	2	CIVIL -1	VENDOR	Approval
634	6007-CAL-AGE-18-52-8200	Calc report	Calculation	2	CIVIL -1	VENDOR	Approval
635	6007-PLN-AGE-18-52-4100	Cover sheet	Drawing	2	CIVIL -1	VENDOR	Approval
636	6007-PLN-AGE-18-52-4120	General notes	Drawing	1	CIVIL -1	VENDOR	Approval
637	6007-PLN-AGE-18-52-4140	Foundation drawings	Drawing	2	CIVIL -1	VENDOR	Approval
638	6007-CAL-AGE-18-52-4100	Calc report	Calculation	2	CIVIL -1	VENDOR	Approval
639	6007-PLN-AGE-18-52-8100	Cover sheet	Drawing	2	CIVIL -1	VENDOR	Approval
640	6007-PLN-AGE-18-52-8120	General notes	Drawing	1	CIVIL -1	VENDOR	Approval
641	6007-PLN-AGE-18-52-8140	Foundation drawings	Drawing	2	CIVIL -1	VENDOR	Approval
642	6007-CAL-AGE-18-52-8100	Calc report	Calculation	2	CIVIL -1	VENDOR	Approval
643	6007-PLN-AGE-18-52-4200	Cover sheet	Drawing	2	CIVIL -1	VENDOR	Approval
644	6007-PLN-AGE-18-52-4220	General notes	Drawing	1	CIVIL -1	VENDOR	Approval
645	6007-PLN-AGE-18-52-4240	Foundation drawings	Drawing	2	CIVIL -1	VENDOR	Approval
646	6007-CAL-AGE-18-52-4200	Calc report	Calculation	2	CIVIL -1	VENDOR	Approval
647	6007-PLN-AGE-18-52-8200	Cover sheet	Drawing	2	CIVIL -1	VENDOR	Approval
648	6007-PLN-AGE-18-52-8220	General notes	Drawing	1	CIVIL -1	VENDOR	Approval
649	6007-PLN-AGE-18-52-8240	Foundation drawings	Drawing	2	CIVIL -1	VENDOR	Approval
650	6007-CAL-AGE-18-52-8200	Calc report	Calculation	2	CIVIL -1	VENDOR	Approval
651	6007-PLN-AGE-18-52-4300	Cover sheet	Drawing	1	CIVIL -1	VENDOR	Approval
652	6007-PLN-AGE-18-52-4320	General notes	Drawing	1	CIVIL -1	VENDOR	Approval
653	6007-PLN-AGE-18-52-4340	Foundation drawings	Drawing	2	CIVIL -1	VENDOR	Approval
654	6007-CAL-AGE-18-52-4300	Calc report	Calculation	2	CIVIL -1	VENDOR	Approval
655	6007-PLN-AGE-18-52-8300	Cover sheet	Drawing	1	CIVIL -1	VENDOR	Approval
656	6007-PLN-AGE-18-52-8320	General notes	Drawing	1	CIVIL -1	VENDOR	Approval
657	6007-PLN-AGE-18-52-8340	Foundation drawings	Drawing	2	CIVIL -1	VENDOR	Approval
658	6007-CAL-AGE-18-52-8300	Calc report	Calculation	2	CIVIL -1	VENDOR	Approval
659	6007-PLN-AGE-41-52-4000	Cover sheet	Drawing	2	CIVIL -1	VENDOR	Approval
660	6007-PLN-AGE-41-52-4020	General notes	Drawing	2	CIVIL -1	VENDOR	Approval
661	6007-PLN-AGE-41-52-4040	Foundation drawings	Drawing	2	CIVIL -1	VENDOR	Approval
662	6007-CAL-AGE-41-52-4000	Calc report	Calculation	2	CIVIL -1	VENDOR	Approval
663	6007-PLN-AGE-41-52-8000	Cover sheet	Drawing	2	CIVIL -1	VENDOR	Approval
664	6007-PLN-AGE-41-52-8020	General notes	Drawing	2	CIVIL -1	VENDOR	Approval
665	6007-PLN-AGE-41-52-8040	Foundation drawings	Drawing	2	CIVIL -1	VENDOR	Approval
666	6007-CAL-AGE-41-52-8000	Calc report	Calculation	2	CIVIL -1	VENDOR	Approval
667	6007-PLN-AGE-16-52-4000	Cover sheet	Drawing	1	CIVIL -1	VENDOR	Approval
668	6007-PLN-AGE-16-52-4020	General notes	Drawing	1	CIVIL -1	VENDOR	Approval
669	6007-PLN-AGE-16-52-4040	Foundation drawings	Drawing	1	CIVIL -1	VENDOR	Approval
670	6007-CAL-AGE-16-52-4010	Calc report	Calculation	0	CIVIL -1	VENDOR	Approval
671	6007-PLN-AGE-16-52-8000	Cover sheet	Drawing	1	CIVIL -1	VENDOR	Approval

ABENER TEYMA
MOJAVE

Compliance No.:		GEN-2					
Job :		Mojave Solar Project					
Date: 7/8/14		Description: Civil Master Drawing List					
Line No.	Sheet No.	Description	Type of Document	Revision Number	Applicable Condition of Certification	Vendor Supplied or EOR	Reason for Submittal
672	6007-PLN-AGE-16-52-8020	General notes	Drawing	1	CIVIL -1	VENDOR	Approval
673	6007-PLN-AGE-16-52-8040	Foundation drawings	Drawing	1	CIVIL -1	VENDOR	Approval
674	6007-CAL-AGE-16-52-8010	Calc report	Calculation	0	CIVIL -1	VENDOR	Approval
675	6007-PLN-AGE-40-52-4100-R02	Cover sheet	Drawing	2	CIVIL -1	VENDOR	Approval
676	6007-PLN-AGE-40-52-4120-R02	General notes	Drawing	2	CIVIL -1	VENDOR	Approval
677	6007-PLN-AGE-40-52-4140-R02	Arrangment plan view	Drawing	2	CIVIL -1	VENDOR	Approval
678	6007-PLN-AGE-40-52-4141-R02	Mat bottom reinforcement	Drawing	2	CIVIL -1	VENDOR	Approval
679	6007-PLN-AGE-40-52-4142-R02	Mat top reinforcement	Drawing	2	CIVIL -1	VENDOR	Approval
680	6007-PLN-AGE-40-52-4143-R00	Extra top reinforcement	Drawing	0	CIVIL -1	VENDOR	Approval
681	6007-PLN-AGE-40-52-4144-R00	Extra bottom reinforcement	Drawing	0	CIVIL -1	VENDOR	Approval
682	6007-PLN-AGE-40-52-4145-R00	Mat reinforcement details	Drawing	0	CIVIL -1	VENDOR	Approval
683	6007-PLN-AGE-40-52-4150-R00	Drainage	Drawing	0	CIVIL -1	VENDOR	Approval
684	6007-PLN-AGE-40-52-4160-R00	Pier and rack support anchor layout	Drawing	0	CIVIL -1	VENDOR	Approval
685	6007-PLN-AGE-40-52-4161-R00	Pier and rack support anchor details	Drawing	0	CIVIL -1	VENDOR	Approval
686	6007-PLN-AGE-40-52-4162-R00	Anchor bolts. Assemblies and details	Drawing	0	CIVIL -1	VENDOR	Approval
687	6007-PLN-AGE-40-52-4163-R00	Skid and bench support layout	Drawing	0	CIVIL -1	VENDOR	Approval
688	6007-PLN-AGE-40-52-4164-R00	Skid support details	Drawing	0	CIVIL -1	VENDOR	Approval
689	6007-PLN-AGE-40-52-4173-R00	Skid support layout	Drawing	0	CIVIL -1	VENDOR	Approval
690	6007-CAL-AGE-40-52-4000-R00	WTP foundation calc report	Calculation	2	CIVIL -1	VENDOR	Approval
691	6007-PLN-AGE-40-52-8100-R02	Cover sheet	Drawing	2	CIVIL -1	VENDOR	Approval
692	6007-PLN-AGE-40-52-8120-R02	General notes	Drawing	2	CIVIL -1	VENDOR	Approval
693	6007-PLN-AGE-40-52-8140-R02	Arrangment plan view	Drawing	2	CIVIL -1	VENDOR	Approval
694	6007-PLN-AGE-40-52-8141-R02	Mat bottom reinforcement	Drawing	2	CIVIL -1	VENDOR	Approval
695	6007-PLN-AGE-40-52-8142-R02	Mat top reinforcement	Drawing	2	CIVIL -1	VENDOR	Approval
696	6007-PLN-AGE-40-52-8143-R00	Extra top reinforcement	Drawing	0	CIVIL -1	VENDOR	Approval
697	6007-PLN-AGE-40-52-8144-R00	Extra bottom reinforcement	Drawing	0	CIVIL -1	VENDOR	Approval
698	6007-PLN-AGE-40-52-8145-R00	Mat reinforcement details	Drawing	0	CIVIL -1	VENDOR	Approval
699	6007-PLN-AGE-40-52-8150-R00	Drainage	Drawing	0	CIVIL -1	VENDOR	Approval
700	6007-PLN-AGE-40-52-8160-R00	Pier and rack support anchor layout	Drawing	0	CIVIL -1	VENDOR	Approval
701	6007-PLN-AGE-40-52-8161-R00	Pier and rack support anchor details	Drawing	0	CIVIL -1	VENDOR	Approval
702	6007-PLN-AGE-40-52-8162-R00	Anchor bolts. Assemblies and details	Drawing	0	CIVIL -1	VENDOR	Approval
703	6007-PLN-AGE-40-52-8163-R00	Skid and bench support layout	Drawing	0	CIVIL -1	VENDOR	Approval
704	6007-PLN-AGE-40-52-8164-R00	Skid support details	Drawing	0	CIVIL -1	VENDOR	Approval
705	6007-PLN-AGE-40-52-8173-R00	Skid support layout	Drawing	0	CIVIL -1	VENDOR	Approval
706	6007-CAL-AGE-40-52-8000-R00	WTP foundation calc report	Calculation	2	CIVIL -1	VENDOR	Approval
707	6007-PLN-AGE-16-52-4000	Cover sheet	Drawing	1	CIVIL -1	VENDOR	Approval
708	6007-PLN-AGE-16-52-4040	Foundation drawings	Drawing	1	CIVIL -1	VENDOR	Approval
709	6007-PLN-AGE-16-52-8000	Cover sheet	Drawing	1	CIVIL -1	VENDOR	Approval
710	6007-PLN-AGE-16-52-8040	Foundation drawings	Drawing	1	CIVIL -1	VENDOR	Approval
711	6007-PLN-AGE-18-52-4300	Cover sheet	Drawing	2	CIVIL -1	VENDOR	Approval
712	6007-PLN-AGE-18-52-4340	Foundation drawings	Drawing	2	CIVIL -1	VENDOR	Approval
713	6007-PLN-AGE-18-52-8300	Cover sheet	Drawing	2	CIVIL -1	VENDOR	Approval
714	6007-PLN-AGE-18-52-8340	Foundation drawings	Drawing	2	CIVIL -1	VENDOR	Approval
715	6007-PLN-GFG-50-C400	Cover Sheet	Drawing	0	CIVIL -1	VENDOR	Approval
716	6007-PLN-GFG-50-C401	General Notes, Legend and Abbrevations	Drawing	0	CIVIL -1	VENDOR	Approval
717	6007-PLN-GFG-50-C402	Grading and Drainage Plan 1	Drawing	0	CIVIL -1	VENDOR	Approval
718	6007-PLN-GFG-50-C403	Grading and Drainage Plan 2	Drawing	0	CIVIL -1	VENDOR	Approval
719	6007-PLN-GFG-50-C404	Details	Drawing	0	CIVIL -1	VENDOR	Approval
720	6007-PLN-GFG-50-C405	Site Sections	Drawing	0	CIVIL -1	VENDOR	Approval
721	6007-PLN-GFG-50-C406	Water Pollution Control Plan 1	Drawing	0	CIVIL -1	VENDOR	Approval
722	6007-PLN-GFG-50-C407	Water Pollution Control Plan 2	Drawing	0	CIVIL -1	VENDOR	Approval
723	Eng Temp Trailers G&D Memo	Eng Temp Trailers G&D Memo	Drawing	0	CIVIL -1	VENDOR	Approval
724	6007-PLN-GFG-00-50-C735	Alpha West Laydown Area	Drawing	4	CIVIL -1	VENDOR	Approval
725	6007-PLN-GFG-00-50-C736	Beta Island Temporary Facilities	Drawing	8	CIVIL -1	VENDOR	Approval
726	6007-PLN-GFG-00-50-C738	Medical Trailer Location Plan	Drawing	0	CIVIL -1	VENDOR	Approval
727	6007-CAL-AGE-57-52-2310-R05	Calculation report for vertical loops steel frame foundations North East, Alpha Plant	Calculation	5	CIVIL -1	VENDOR	Approval
728	6007-CAL-AGE-57-52-2320-R03	Calculation report for vertical loops steel frame foundations North East, Alpha Plant	Calculation	3	CIVIL -1	VENDOR	Approval
729	6007-CAL-AGE-57-52-2330-R02	Calculation report for vertical loops steel frame foundations North West, Alpha Plant	Calculation	2	CIVIL -1	VENDOR	Approval
730	6007-CAL-AGE-57-52-2340-R02	Calculation report for vertical loops steel frame foundations West, Alpha Plant	Calculation	2	CIVIL -1	VENDOR	Approval
731	6007-CAL-AGE-57-52-6320-R03	Calculation report for vertical loops steel frame foundations West, Beta Plant	Calculation	3	CIVIL -1	VENDOR	Approval
732	6007-CAL-AGE-57-52-6330_R03	Calculation report for vertical loops steel frame foundations North, Beta Plant	Calculation	3	CIVIL -1	VENDOR	Approval
733	6007-CAL-AGE-57-52-6340-R03	Calculation report for vertical loops steel frame foundations Far West, Beta Plant	Calculation	3	CIVIL -1	VENDOR	Approval
734	6007-CAL-AGE-58-52-3600-R02	Calculation report for vertical loops steel frame foundations Central Plant, Alpha Plant	Calculation	2	CIVIL -1	VENDOR	Approval
735	6007-CAL-AGE-58-52-6410-R02	Calculation report for vertical loops steel frame foundations Central Plant North, Beta Plant	Calculation	2	CIVIL -1	VENDOR	Approval
736	6007-PLN-AGE-57-52-2310-R04	Cover sheet for vertical loops steel frame foundations North East, Alpha Plant	Drawing	4	CIVIL -1	VENDOR	Approval
737	6007-PLN-AGE-57-52-2311-R04	General notes for vertical loops steel frame foundations North East, Alpha Plant	Drawing	4	CIVIL -1	VENDOR	Approval
738	6007-PLN-AGE-57-52-2312-R05	ANEF01.Plan and details for vertical loops steel frame foundations North East, Alpha Plant	Drawing	5	CIVIL -1	VENDOR	Approval
739	6007-PLN-AGE-57-52-2320-R02	Cover sheet for vertical loops steel frame foundations North East, Alpha Plant	Drawing	2	CIVIL -1	VENDOR	Approval
740	6007-PLN-AGE-57-52-2321-R03	General notes for vertical loops steel frame foundations North East, Alpha Plant	Drawing	3	CIVIL -1	VENDOR	Approval
741	6007-PLN-AGE-57-52-2322-R04	AEF01.Plan and sections for vertical loops steel frame foundations North East, Alpha Plant	Drawing	4	CIVIL -1	VENDOR	Approval
742	6007-PLN-AGE-57-52-2323-R04	AEF02.Plan and sections for vertical loops steel frame foundations North East, Alpha Plant	Drawing	4	CIVIL -1	VENDOR	Approval
743	6007-PLN-AGE-57-52-2330-R03	Cover sheet for vertical loops steel frame foundations North West, Alpha Plant	Drawing	3	CIVIL -1	VENDOR	Approval
744	6007-PLN-AGE-57-52-2331-R03	General notes for vertical loops steel frame foundations North West, Alpha Plant	Drawing	3	CIVIL -1	VENDOR	Approval
745	6007-PLN-AGE-57-52-2332-R03	ANW01.Plan and sections for vertical loops steel frame foundations North West, Alpha Plant	Drawing	3	CIVIL -1	VENDOR	Approval
746	6007-PLN-AGE-57-52-2333-R03	ANW02.Plan and sections for vertical loops steel frame foundations North West, Alpha Plant	Drawing	3	CIVIL -1	VENDOR	Approval
747	6007-PLN-AGE-57-52-2334-R03	ANW02.Details for vertical loops steel frame foundations North West, Alpha Plant	Drawing	3	CIVIL -1	VENDOR	Approval
748	6007-PLN-AGE-57-52-2335-R03	ANW03.Plan and details for vertical loops steel frame foundations North West, Alpha Plant	Drawing	3	CIVIL -1	VENDOR	Approval
749	6007-PLN-AGE-57-52-2340-R02	Covert sheet for vertical loops steel frame foundations West, Alpha Plant	Drawing	2	CIVIL -1	VENDOR	Approval
750	6007-PLN-AGE-57-52-2341-R02	General notes for vertical loops steel frame foundations West, Alpha Plant	Drawing	2	CIVIL -1	VENDOR	Approval
751	6007-PLN-AGE-57-52-2342-R02	AWF01. Plan and details for vertical loops steel frame foundations West, Alpha Plant	Drawing	2	CIVIL -1	VENDOR	Approval
752	6007-PLN-AGE-57-52-2343-R02	AWF02. Plan and details for vertical loops steel frame foundations West, Alpha Plant	Drawing	2	CIVIL -1	VENDOR	Approval
753	6007-PLN-AGE-57-52-6350-R03	Cover sheet for vertical loops steel frame foundations West, Beta Plant	Drawing	3	CIVIL -1	VENDOR	Approval
754	6007-PLN-AGE-57-52-6351-R03	General notes for vertical loops steel frame foundations West, Beta Plant	Drawing	3	CIVIL -1	VENDOR	Approval
755	6007-PLN-AGE-57-52-6352-R04	BWF01. Plan and details for vertical loops steel frame foundations West, Beta Plant	Drawing	4	CIVIL -1	VENDOR	Approval
756	6007-PLN-AGE-57-52-6370-R03	Cover sheet for vertical loops steel frame foundations North, Beta Plant	Drawing	3	CIVIL -1	VENDOR	Approval
757	6007-PLN-AGE-57-52-6371-R03	General notes for vertical loops steel frame foundations North, Beta Plant	Drawing	3	CIVIL -1	VENDOR	Approval
758	6007-PLN-AGE-57-52-6372-R03	BNF01. Plan and details for vertical loops steel frame foundations North, Beta Plant	Drawing	3	CIVIL -1	VENDOR	Approval
759	6007-PLN-AGE-57-52-6373-R03	BNF02. Plan and details for vertical loops steel frame foundations North, Beta Plant	Drawing	3	CIVIL -1	VENDOR	Approval
760	6007-PLN-AGE-57-52-6390-R02	Cover sheet for vertical loops steel frame foundations Far West, Beta Plant	Drawing	2	CIVIL -1	VENDOR	Approval
761	6007-PLN-AGE-57-52-6391-R03	General notes for vertical loops steel frame foundations Far West, Beta Plant	Drawing	3	CIVIL -1	VENDOR	Approval
762	6007-PLN-AGE-57-52-6392-R03	BFWF01. Plan and details for vertical loops steel frame foundations Far West, Beta Plant	Drawing	3	CIVIL -1	VENDOR	Approval
763	6007-PLN-AGE-57-52-6393-R03	BFWF02. Plan and details for vertical loops steel frame foundations Far West, Beta Plant	Drawing	3	CIVIL -1	VENDOR	Approval
764	6007-PLN-AGE-58-52-3600-R02	Cover sheet for vertical loops steel frame foundations Central Plant, Alpha Plant	Drawing	2	CIVIL -1	VENDOR	Approval
765	6007-PLN-AGE-58-52-3601-R02	General notes for vertical loops steel frame foundations Central Plant, Alpha Plant	Drawing	2	CIVIL -1	VENDOR	Approval
766	6007-PLN-AGE-58-52-3602-R02	Foundations for vertical loops steel frame foundations Central Plant, Alpha Plant	Drawing	2	CIVIL -1	VENDOR	Approval
767	6007-PLN-AGE-58-52-6410-R02	Cover sheet for vertical loops steel frame foundations Central Plant North, Beta Plant	Drawing	2	CIVIL -1	VENDOR	Approval
768	6007-PLN-AGE-58-52-6411-R02	General notes for vertical loops steel frame foundations Central Plant North, Beta Plant	Drawing	2	CIVIL -1	VENDOR	Approval
769	6007-PLN-AGE-58-52-6412-R02	Foundations I. Plan and details for vertical loops steel frame foundations Central Plant North, Beta Plant	Drawing	2	CIVIL -1	VENDOR	Approval
770	6007-PLN-AGE-58-52-6413-R01	Foundations II. Plan and details for vertical loops steel frame foundations Central Plant North, Beta Plant	Drawing	1	CIVIL -1	VENDOR	Approval
771	6007-CAL-AGE-50-00-2001_R00	Calcuation Report	Calculation	4	CIVIL -1	VENDOR	Approval
772	Plan Check Reply CIVIL-1-23.01		Drawing	4	CIVIL -1	VENDOR	Approval
773	6007-PLN-AGE-29-55-2000	Cover Sheet	Drawing	4	CIVIL -1	VENDOR	Approval
774	6007-PLN-AGE-29-55-2001	General Notes	Drawing	4	CIVIL -1	VENDOR	Approval
775	6007-PLN-AGE-29-55-2002	Plain View	Drawing	4	CIVIL -1	VENDOR	Approval
776	6007-PLN-AGE-29-55-2003	Sections	Drawing	4	CIVIL -1	VENDOR	Approval
777	6007-PLN-AGE-29-55-2004	Details I	Drawing	4	CIVIL -1	VENDOR	Approval
778	6007-PLN-AGE-29-55-2005	Details II	Drawing	2	CIVIL -1	VENDOR	Approval
779	6007-PLN-AGE-29-55-2006	Details III	Drawing	2	CIVIL -1	VENDOR	Approval
780	6007-PLN-AGE-29-55-2007	Details IV	Drawing	2	CIVIL -1	VENDOR	Approval
781	6007-PLN-AGE-29-55-2008	Details V	Drawing	2	CIVIL -1	VENDOR	Approval
782	6007-PLN-AGE-29-55-2009	Details VI	Drawing	2	CIVIL -1	VENDOR	Approval
783	6007-PLN-AGE-29-55-2010	Details VII	Drawing	2	CIVIL -1	VENDOR	Approval
784	6007-PLN-AGE-29-55-2011	Details VIII	Drawing	4	CIVIL -1	VENDOR	Approval
785	6007-PLN-AGE-29-55-2012	Details IX	Drawing	2	CIVIL -1	VENDOR	Approval
786	6007-PLN-AGE-29-55-2013	Details X	Drawing	2	CIVIL -1	VENDOR	Approval
787	6007-PLN-AGE-29-55-2014	Details XI	Drawing	2	CIVIL -1	VENDOR	Approval
788	6007-PLN-AGE-29-55-2015	Details XII	Drawing	2	CIVIL -1	VENDOR	Approval
789	6007-PLN-AGE-29-55-2016	Details XIII	Drawing	2	CIVIL -1	VENDOR	Approval
790	6007-PLN-AGE-00-50-S001	General civil and structural notes	Drawing	2	CIVIL -1	VENDOR	Approval
791	CIVIL-1-25.00X1 Revision List	Revision list	List	n/a	CIVIL -1	VENDOR	Approval
792	6007-PLN-AGE-29-55-4000-R08	Cover sheet	Drawing	8	CIVIL -1	VENDOR	Approval
793	6007-PLN-AGE-29-55-4020_R06	General notes	Drawing	6	CIVIL -1	VENDOR	Approval
794	6007-PLN-AGE-29-55-4040-R08	Underground Plan	Drawing	8	CIVIL -1	VENDOR	Approval
795	6007-PLN-AGE-29-55-4060-R08	Details	Drawing	8	CIVIL -1	VENDOR	Approval
796	6007-PLN-AGE-29-55-4065-R02	Details	Drawing	2	CIVIL -1	VENDOR	Approval

ABENER TEYMA
MOJAVE

Compliance No.:		GEN-2					
Job :		Mojave Solar Project					
Date: 7/8/14		Description: Civil Master Drawing List					
Line No.	Sheet No.	Description	Type of Document	Revision Number	Applicable Condition of Certification	Vendor Supplied or EOR	Reason for Submittal
797	6007-PLN-AGE-00-50-S001-R03	GENERAL CIVIL STRUCTURAL NOTES	Drawing	3	CIVIL -1	VENDOR	Approval
798	6007-PLN-AGE-29-55-3999_R00	Cover sheet	Drawing	0	CIVIL -1	VENDOR	Approval
799	6007-PLN-AGE-29-55-4001_R00	General notes	Drawing	0	CIVIL -1	VENDOR	Approval
800	6007-PLN-AGE-29-55-4002_R00	Underground plan	Drawing	0	CIVIL -1	VENDOR	Approval
801	6007-PLN-AGE-29-55-4003_R00	Detail	Drawing	0	CIVIL -1	VENDOR	Approval
802	6007-PLN-AGE-29-55-7999_R00	Cover sheet	Drawing	0	CIVIL -1	VENDOR	Approval
803	6007-PLN-AGE-29-55-8001_R00	General notes	Drawing	0	CIVIL -1	VENDOR	Approval
804	6007-PLN-AGE-29-55-8002_R00	Underground plan	Drawing	0	CIVIL -1	VENDOR	Approval
805	6007-PLN-AGE-29-55-8003_R00	Detail	Drawing	0	CIVIL -1	VENDOR	Approval
806	6007-PLN-GFG-00-50-C554_-_SIGNED	BIOREMEDIATION ALPHA DETAILS	Drawing	5	CIVIL -1	VENDOR	Approval
807	6007-PLN-GFG-00-50-C561_-_SIGNED	BIOREMEDIATION BETA DETAILS	Drawing	2	CIVIL -1	VENDOR	Approval
808	RFI#6 4 inch HDPE DR17	RFI RESPONSE	Drawing	n/a	CIVIL -1	VENDOR	Approval
809	6007-TMT-SUP-83-50-006	Neutron Probe Plan	Drawing	n/a	CIVIL -1	VENDOR	Approval
810	6007-TMT-SUP-83-50-007	4" HDPE DR 17 Recommendation for Neutron Probe Pipe	Drawing	n/a	CIVIL -1	VENDOR	Approval
811	RFI#7 Sand gradation table.	RFI RESPONSE	Drawing	n/a	CIVIL -1	VENDOR	Approval
812	6007-PLN-AGE-57-52-6900-R08	Cover sheet	Drawing	8	CIVIL -1	VENDOR	Approval
813	6007-PLN-AGE-57-52-6901-R07	General notes	Drawing	7	CIVIL -1	VENDOR	Approval
814	6007-PLN-AGE-57-52-6902-R08	Elevation, Plan, and Sections for Columns 1 to 5	Drawing	8	CIVIL -1	VENDOR	Approval
815	6007-PLN-AGE-57-52-6903-R07	Plan, Sections, and Details for Columns 2, 3, and 4	Drawing	7	CIVIL -1	VENDOR	Approval
816	6007-PLN-AGE-57-52-6904-R07	Plan, Sections, and Details for Columns 1 and 5	Drawing	7	CIVIL -1	VENDOR	Approval
817	6007-PLN-AGE-57-52-6905-R08	Plan, Sections, and Details for Columns C11-C20	Drawing	8	CIVIL -1	VENDOR	Approval
818	6007-CAL-AGE-57-52-6277-R06	CALCULATIONS	Calculation	6	CIVIL -1	VENDOR	Approval
819	6007-PLN-AGE-29-55-2000-R05	Cover sheet	Drawing	5	CIVIL -1	VENDOR	Approval
820	6007-PLN-AGE-29-55-2001sheet1-2-R05	General Notes Sheet - Concrete	Drawing	5	CIVIL -1	VENDOR	Approval
821	6007-PLN-AGE-29-55-2001sheet1-2-R05	General Notes Sheet - Steel	Drawing	5	CIVIL -1	VENDOR	Approval
822	6007-PLN-AGE-29-55-2002-R04	Plan View	Drawing	4	CIVIL -1	VENDOR	Approval
823	6007-PLN-AGE-29-55-2003-R04	Sections	Drawing	4	CIVIL -1	VENDOR	Approval
824	6007-PLN-AGE-29-55-2004-R04	Details I	Drawing	4	CIVIL -1	VENDOR	Approval
825	6007-PLN-AGE-29-55-2005-R04	Details II	Drawing	4	CIVIL -1	VENDOR	Approval
826	6007-PLN-AGE-29-55-2006-R04	Details III	Drawing	4	CIVIL -1	VENDOR	Approval
827	6007-PLN-AGE-29-55-2007-R02	Details IV	Drawing	2	CIVIL -1	VENDOR	Approval
828	6007-PLN-AGE-29-55-2008-R02	Details V	Drawing	2	CIVIL -1	VENDOR	Approval
829	6007-PLN-AGE-29-55-2009-R02	Details VI	Drawing	2	CIVIL -1	VENDOR	Approval
830	6007-PLN-AGE-29-55-2010-R02	Details VII	Drawing	2	CIVIL -1	VENDOR	Approval
831	6007-PLN-AGE-29-55-2011-R02	Details VIII	Drawing	2	CIVIL -1	VENDOR	Approval
832	6007-PLN-AGE-29-55-2012-R04	Details IX	Drawing	4	CIVIL -1	VENDOR	Approval
833	6007-PLN-AGE-29-55-2013-R02	Details X	Drawing	2	CIVIL -1	VENDOR	Approval
834	6007-PLN-AGE-29-55-2014-R03	Details XI	Drawing	3	CIVIL -1	VENDOR	Approval
835	6007-PLN-AGE-29-55-2015-R03	Details XII	Drawing	3	CIVIL -1	VENDOR	Approval
836	6007-PLN-AGE-29-55-2016-R03	Details XIII	Drawing	3	CIVIL -1	VENDOR	Approval
837	6007-CAL-AGE50-00-2001-R01	Calculation Report	Calculation	1	CIVIL -1	VENDOR	Approval
838	6007-CAL-AGE-57-52-2310-R05	Calculation report for vertical loops steel frame foundations North East, Alpha Plant	Calculation	5	CIVIL -1	VENDOR	Approval
839	6007-CAL-AGE-57-52-2320-R03	Calculation report for vertical loops steel frame foundations North East, Alpha Plant	Calculation	3	CIVIL -1	VENDOR	Approval
840	6007-CAL-AGE-57-52-2330-R02	Calculation report for vertical loops steel frame foundations North West, Alpha Plant	Calculation	2	CIVIL -1	VENDOR	Approval
841	6007-CAL-AGE-57-52-2340-R02	Calculation report for vertical loops steel frame foundations West, Alpha Plant	Calculation	2	CIVIL -1	VENDOR	Approval
842	6007-CAL-AGE-57-52-6320-R03	Calculation report for vertical loops steel frame foundations West, Beta Plant	Calculation	3	CIVIL -1	VENDOR	Approval
843	6007-CAL-AGE-57-52-6330_R03	Calculation report for vertical loops steel frame foundations North, Beta Plant	Calculation	3	CIVIL -1	VENDOR	Approval
844	6007-CAL-AGE-57-52-6340-R03	Calculation report for vertical loops steel frame foundations Far West, Beta Plant	Calculation	3	CIVIL -1	VENDOR	Approval
845	6007-CAL-AGE-58-52-3600-R02	Calculation report for vertical loops steel frame foundations Central Plant, Alpha Plant	Calculation	2	CIVIL -1	VENDOR	Approval
846	6007-CAL-AGE-58-52-6410-R02	Calculation report for vertical loops steel frame foundations Central Plant North, Beta Plant	Calculation	2	CIVIL -1	VENDOR	Approval
847	6007-PLN-AGE-57-52-2310-R04	Cover sheet for vertical loops steel frame foundations North East, Alpha Plant	Drawing	4	CIVIL -1	VENDOR	Approval
848	6007-PLN-AGE-57-52-2311-R04	General notes for vertical loops steel frame foundations North East, Alpha Plant	Drawing	4	CIVIL -1	VENDOR	Approval
849	6007-PLN-AGE-57-52-2312-R05	ANEF01.Plan and details for vertical loops steel frame foundations North East, Alpha Plant	Drawing	5	CIVIL -1	VENDOR	Approval
850	6007-PLN-AGE-57-52-2320-R02	Cover sheet for vertical loops steel frame foundations North East, Alpha Plant	Drawing	2	CIVIL -1	VENDOR	Approval
851	6007-PLN-AGE-57-52-2321-R03	General notes for vertical loops steel frame foundations North East, Alpha Plant	Drawing	3	CIVIL -1	VENDOR	Approval
852	6007-PLN-AGE-57-52-2322-R04	AEF01.Plan and sections for vertical loops steel frame foundations North East, Alpha Plant	Drawing	4	CIVIL -1	VENDOR	Approval
853	6007-PLN-AGE-57-52-2323-R04	AEF02.Plan and sections for vertical loops steel frame foundations North East, Alpha Plant	Drawing	4	CIVIL -1	VENDOR	Approval
854	6007-PLN-AGE-57-52-2330-R03	Cover sheet for vertical loops steel frame foundations North West, Alpha Plant	Drawing	3	CIVIL -1	VENDOR	Approval
855	6007-PLN-AGE-57-52-2331-R03	General notes for vertical loops steel frame foundations North West, Alpha Plant	Drawing	3	CIVIL -1	VENDOR	Approval
856	6007-PLN-AGE-57-52-2332-R03	ANW01.Plan and sections for vertical loops steel frame foundations North West, Alpha Plant	Drawing	3	CIVIL -1	VENDOR	Approval
857	6007-PLN-AGE-57-52-2333-R03	ANW02.Plan and sections for vertical loops steel frame foundations North West, Alpha Plant	Drawing	3	CIVIL -1	VENDOR	Approval
858	6007-PLN-AGE-57-52-2334-R03	ANW02.Details for vertical loops steel frame foundations North West, Alpha Plant	Drawing	3	CIVIL -1	VENDOR	Approval
859	6007-PLN-AGE-57-52-2335-R03	ANW03.Plan and details for vertical loops steel frame foundations North West, Alpha Plant	Drawing	3	CIVIL -1	VENDOR	Approval
860	6007-PLN-AGE-57-52-2340-R02	Covert sheet for vertical loops steel frame foundations West, Alpha Plant	Drawing	2	CIVIL -1	VENDOR	Approval
861	6007-PLN-AGE-57-52-2341-R02	General notes for vertical loops steel frame foundations West, Alpha Plant	Drawing	2	CIVIL -1	VENDOR	Approval
862	6007-PLN-AGE-57-52-2342-R02	AWF01. Plan and details for vertical loops steel frame foundations West, Alpha Plant	Drawing	2	CIVIL -1	VENDOR	Approval
863	6007-PLN-AGE-57-52-2343-R02	AWF02. Plan and details for vertical loops steel frame foundations West, Alpha Plant	Drawing	2	CIVIL -1	VENDOR	Approval
864	6007-PLN-AGE-57-52-6350-R03	Cover sheet for vertical loops steel frame foundations West, Beta Plant	Drawing	3	CIVIL -1	VENDOR	Approval
865	6007-PLN-AGE-57-52-6351-R03	General notes for vertical loops steel frame foundations West, Beta Plant	Drawing	3	CIVIL -1	VENDOR	Approval
866	6007-PLN-AGE-57-52-6352-R04	BWF01. Plan and details for vertical loops steel frame foundations West, Beta Plant	Drawing	4	CIVIL -1	VENDOR	Approval
867	6007-PLN-AGE-57-52-6370-R03	Cover sheet for vertical loops steel frame foundations North, Beta Plant	Drawing	3	CIVIL -1	VENDOR	Approval
868	6007-PLN-AGE-57-52-6371-R03	General notes for vertical loops steel frame foundations North, Beta Plant	Drawing	3	CIVIL -1	VENDOR	Approval
869	6007-PLN-AGE-57-52-6372-R03	BNF01. Plan and details for vertical loops steel frame foundations North, Beta Plant	Drawing	3	CIVIL -1	VENDOR	Approval
870	6007-PLN-AGE-57-52-6373-R03	BNF02. Plan and details for vertical loops steel frame foundations North, Beta Plant	Drawing	3	CIVIL -1	VENDOR	Approval
871	6007-PLN-AGE-57-52-6390-R02	Cover sheet for vertical loops steel frame foundations Far West, Beta Plant	Drawing	2	CIVIL -1	VENDOR	Approval
872	6007-PLN-AGE-57-52-6391-R03	Cover sheet for vertical loops steel frame foundations Central Plant North, Beta Plant	Drawing	3	CIVIL -1	VENDOR	Approval
873	6007-PLN-AGE-57-52-6392-R03	General notes for vertical loops steel frame foundations Central Plant North, Beta Plant	Drawing	3	CIVIL -1	VENDOR	Approval
874	6007-PLN-AGE-57-52-6393-R03	Foundations I. Plan and details for vertical loops steel frame foundations Central Plant North, Beta Plant	Drawing	3	CIVIL -1	VENDOR	Approval
875	6007-PLN-AGE-58-52-3600-R02	Foundations II. Plan and details for vertical loops steel frame foundations Central Plant North, Beta Plant	Drawing	2	CIVIL -1	VENDOR	Approval
876	6007-PLN-AGE-58-52-3601-R02	General notes for vertical loops steel frame foundations Far West, Beta Plant	Drawing	2	CIVIL -1	VENDOR	Approval
877	6007-PLN-AGE-58-52-3602-R02	BFWF01. Plan and details for vertical loops steel frame foundations Far West, Beta Plant	Drawing	2	CIVIL -1	VENDOR	Approval
878	6007-PLN-AGE-58-52-6410-R02	BFWF02. Plan and details for vertical loops steel frame foundations Far West, Beta Plant	Drawing	2	CIVIL -1	VENDOR	Approval
879	6007-PLN-AGE-58-52-6411-R02	Cover sheet for vertical loops steel frame foundations Central Plant, Alpha Plant	Drawing	2	CIVIL -1	VENDOR	Approval
880	6007-PLN-AGE-58-52-6412-R02	General notes for vertical loops steel frame foundations Central Plant, Alpha Plant	Drawing	2	CIVIL -1	VENDOR	Approval
881	6007-PLN-AGE-58-52-6413-R01	Foundations for vertical loops steel frame foundations Central Plant, Alpha Plant	Drawing	1	CIVIL -1	VENDOR	Approval
882	6007-PLN-AGE-74-54-2020	Cover sheet	Drawing	1	CIVIL -1	VENDOR	Approval
883	6007-PLN-AGE-74-54-2021	General notes	Drawing	2	CIVIL -1	VENDOR	Approval
884	6007-PLN-AGE-74-54-2022	Plan, section & details	Drawing	2	CIVIL -1	VENDOR	Approval
885	6007-PLN-AGE-74-54-2023	Plan, section & details	Drawing	2	CIVIL -1	VENDOR	Approval
886	6007-CAL-AGE-74-54-2020	Calculation report	Calculation	1	CIVIL -1	VENDOR	Approval
887	6007-PLN-AGE-74-54-6020	Cover sheet	Drawing	1	CIVIL -1	VENDOR	Approval
888	6007-PLN-AGE-74-54-6021	General notes	Drawing	1	CIVIL -1	VENDOR	Approval
889	6007-PLN-AGE-74-54-6022	Plan, section & details	Drawing	1	CIVIL -1	VENDOR	Approval
890	6007-PLN-AGE-74-54-6023	Plan, section & details	Drawing	1	CIVIL -1	VENDOR	Approval
891	6007-CAL-AGE-74-54-6020	Calculation report	Calculation	1	CIVIL -1	VENDOR	Approval
892	6007-PLN-AGE-58-54-3500-R01	Cover sheet	Drawing	1	CIVIL -1	VENDOR	Approval
893	6007-PLN-AGE-58-54-3501-R02	General notes	Drawing	1	CIVIL -1	VENDOR	Approval
894	6007-PLN-AGE-58-54-3502-R02	Plan view	Drawing	1	CIVIL -1	VENDOR	Approval
895	6007-PLN-AGE-58-54-3503-R02	Sections & Details	Drawing	1	CIVIL -1	VENDOR	Approval
896	6007-CAL-AGE-58-54-3500-R02	Calculation report	Calculation	1	CIVIL -1	VENDOR	Approval
897	6007-PLN-AGE-58-54-7500-R01	Cover sheet	Drawing	1	CIVIL -1	VENDOR	Approval
898	6007-PLN-AGE-58-54-7501-R02	General notes	Drawing	1	CIVIL -1	VENDOR	Approval
899	6007-PLN-AGE-58-54-7502-R02	Plan view	Drawing	1	CIVIL -1	VENDOR	Approval
900	6007-PLN-AGE-58-54-7503-R02	Sections & Details	Drawing	1	CIVIL -1	VENDOR	Approval
901	6007-CAL-AGE-58-54-7500-R02	Calculation report	Calculation	1	CIVIL -1	VENDOR	Approval
902	6007-PLN-AGE-58-52-3500-R01	Cover sheet	Drawing	1	CIVIL -1	VENDOR	Approval
903	6007-PLN-AGE-58-52-3501-R02	General notes	Drawing	1	CIVIL -1	VENDOR	Approval
904	6007-PLN-AGE-58-52-3502-R02	Plan view & Details	Drawing	1	CIVIL -1	VENDOR	Approval
905	6007-CAL-AGE-58-52-3500-R02	Calculation report	Calculation	1	CIVIL -1	VENDOR	Approval
906	6007-PLN-AGE-58-52-7500-R01	Cover sheet	Drawing	1	CIVIL -1	VENDOR	Approval
907	6007-PLN-AGE-58-52-7501-R02	General notes	Drawing	1	CIVIL -1	VENDOR	Approval
908	6007-PLN-AGE-58-52-7502-R02	Plan view & Details	Drawing	1	CIVIL -1	VENDOR	Approval
909	6007-CAL-AGE-58-52-7500-R02	Calculation report	Calculation	1	CIVIL -1	VENDOR	Approval
910	6007-PLN-AGE-58-54-3550-R02	Cover sheet	Drawing	2	CIVIL -1	VENDOR	Approval
911	6007-PLN-AGE-58-54-3551-R03	General notes	Drawing	3	CIVIL -1	VENDOR	Approval
912	6007-PLN-AGE-58-54-3552-R03	Plan view & Details	Drawing	3	CIVIL -1	VENDOR	Approval
913	6007-CAL-AGE-58-54-3550-R02	Calculation report	Calculation	2	CIVIL -1	VENDOR	Approval
914	6007-PLN-AGE-58-54-7550-R02	Cover sheet	Drawing	2	CIVIL -1	VENDOR	Approval
915	6007-PLN-AGE-58-54-7551-R03	General notes	Drawing	3	CIVIL -1	VENDOR	Approval
916	6007-PLN-AGE-58-54-7552-R03	Plan view & Details	Drawing	3	CIVIL -1	VENDOR	Approval
917	6007-CAL-AGE-58-54-7550-R02	Calculation report	Calculation	2	CIVIL -1	VENDOR	Approval
918	6007-PLN-AGE-74-52-2500-R01	Cover sheet	Drawing	1	CIVIL -1	VENDOR	Approval
919	6007-PLN-AGE-74-52-2501-R01	General notes	Drawing	1	CIVIL -1	VENDOR	Approval
920	6007-PLN-AGE-74-52-2502-R01	Plan, section & details	Drawing	1	CIVIL -1	VENDOR	Approval
921	6007-CAL-AGE-74-52-2500-R01	Calculation report	Calculation	1	CIVIL -1	VENDOR	Approval

ABENER TEYMA
MOJAVE

Compliance No.:		GEN-2					
Job :		Mojave Solar Project					
Date: 7/8/14		Description: Civil Master Drawing List					
Line No.	Sheet No.	Description	Type of Document	Revision Number	Applicable Condition of Certification	Vendor Supplied or EOR	Reason for Submittal
922	6007-PLN-AGE-74-52-6500-R01	Cover sheet	Drawing	1	CIVIL -1	VENDOR	Approval
923	6007-PLN-AGE-74-52-6501-R01	General notes	Drawing	1	CIVIL -1	VENDOR	Approval
924	6007-PLN-AGE-74-52-6502-R01	Plan, section & details	Drawing	1	CIVIL -1	VENDOR	Approval
925	6007-CAL-AGE-74-52-6500-R01	Calculation report	Calculation	1	CIVIL -1	VENDOR	Approval
926	6007-PLN-AGE-74-52-2020	Cover sheet	Drawing	0	CIVIL -1	VENDOR	Approval
927	6007-PLN-AGE-74-52-2021	General notes	Drawing	0	CIVIL -1	VENDOR	Approval
928	6007-PLN-AGE-74-52-2022	Plan, section & details	Drawing	1	CIVIL -1	VENDOR	Approval
929	6007-CAL-AGE-74-52-2020	Calculation report	Calculation	1	CIVIL -1	VENDOR	Approval
930	6007-PLN-AGE-74-52-6020	Cover sheet	Drawing	0	CIVIL -1	VENDOR	Approval
931	6007-PLN-AGE-74-52-6021	General notes	Drawing	0	CIVIL -1	VENDOR	Approval
932	6007-PLN-AGE-74-52-6022	Plan, section & details	Drawing	1	CIVIL -1	VENDOR	Approval
933	6007-CAL-AGE-74-52-6020	Calculation report	Calculation	1	CIVIL -1	VENDOR	Approval
934	6007-PLN-AGE-40-52-4100-R04	Cover sheet	Drawing	4	CIVIL -1	VENDOR	Approval
935	6007-PLN-AGE-40-52-4120-R03	General notes	Drawing	3	CIVIL -1	VENDOR	Approval
936	6007-PLN-AGE-40-52-4140-R04	Arrangement plan view	Drawing	4	CIVIL -1	VENDOR	Approval
937	6007-PLN-AGE-40-52-4141-R04	Mat bottom reinforcement	Drawing	4	CIVIL -1	VENDOR	Approval
938	6007-PLN-AGE-40-52-4142-R04	Mat top reinforcement	Drawing	4	CIVIL -1	VENDOR	Approval
939	6007-PLN-AGE-40-52-4143-R02	Extra top reinforcement	Drawing	2	CIVIL -1	VENDOR	Approval
940	6007-PLN-AGE-40-52-4144-R02	Extra bottom reinforcement	Drawing	2	CIVIL -1	VENDOR	Approval
941	6007-PLN-AGE-40-52-4145-R02	Mat reinforcement details	Drawing	2	CIVIL -1	VENDOR	Approval
942	6007-PLN-AGE-40-52-4150-R02	Drainage	Drawing	2	CIVIL -1	VENDOR	Approval
943	6007-PLN-AGE-40-52-4160-R02	Pier and rack support anchor layout	Drawing	2	CIVIL -1	VENDOR	Approval
944	6007-PLN-AGE-40-52-4161-R02	Pier and rack support anchor details	Drawing	2	CIVIL -1	VENDOR	Approval
945	6007-PLN-AGE-40-52-4162-R02	Anchor bolts. Assemblies and details	Drawing	2	CIVIL -1	VENDOR	Approval
946	6007-PLN-AGE-40-52-4163-R02	Skid and bench support layout	Drawing	2	CIVIL -1	VENDOR	Approval
947	6007-PLN-AGE-40-52-4164-R02	Skid support details	Drawing	2	CIVIL -1	VENDOR	Approval
948	6007-PLN-AGE-40-52-4173-R02	Skid support layout	Drawing	2	CIVIL -1	VENDOR	Approval
949	6007-CAL-AGE-40-52-4000-R03	WTP foundation calc report	Calculation	3	CIVIL -1	VENDOR	Approval
950	6007-PLN-AGE-40-52-8100-R04	Cover sheet	Drawing	4	CIVIL -1	VENDOR	Approval
951	6007-PLN-AGE-40-52-8120-R03	General notes	Drawing	3	CIVIL -1	VENDOR	Approval
952	6007-PLN-AGE-40-52-8140-R04	Arrangement plan view	Drawing	4	CIVIL -1	VENDOR	Approval
953	6007-PLN-AGE-40-52-8141-R04	Mat bottom reinforcement	Drawing	4	CIVIL -1	VENDOR	Approval
954	6007-PLN-AGE-40-52-8142-R04	Mat top reinforcement	Drawing	4	CIVIL -1	VENDOR	Approval
955	6007-PLN-AGE-40-52-8143-R02	Extra top reinforcement	Drawing	2	CIVIL -1	VENDOR	Approval
956	6007-PLN-AGE-40-52-8144-R02	Extra bottom reinforcement	Drawing	2	CIVIL -1	VENDOR	Approval
957	6007-PLN-AGE-40-52-8145-R02	Mat reinforcement details	Drawing	2	CIVIL -1	VENDOR	Approval
958	6007-PLN-AGE-40-52-8150-R02	Drainage	Drawing	2	CIVIL -1	VENDOR	Approval
959	6007-PLN-AGE-40-52-8160-R02	Pier and rack support anchor layout	Drawing	2	CIVIL -1	VENDOR	Approval
960	6007-PLN-AGE-40-52-8161-R02	Pier and rack support anchor details	Drawing	2	CIVIL -1	VENDOR	Approval
961	6007-PLN-AGE-40-52-8162-R02	Anchor bolts. Assemblies and details	Drawing	2	CIVIL -1	VENDOR	Approval
962	6007-PLN-AGE-40-52-8163-R02	Skid and bench support layout	Drawing	2	CIVIL -1	VENDOR	Approval
963	6007-PLN-AGE-40-52-8164-R02	Skid support details	Drawing	2	CIVIL -1	VENDOR	Approval
964	6007-PLN-AGE-40-52-8173-R02	Skid support layout	Drawing	2	CIVIL -1	VENDOR	Approval
965	6007-CAL-AGE-40-52-8000-R03	WTP foundation calc report	Calculation	3	CIVIL -1	VENDOR	Approval
966	ANCHORBOLT(318-08)_Rack	Anchor bolt Calculation Spreadsheet for WTP Rack	Drawing	0	CIVIL -1	VENDOR	Approval
967	ANCHORBOLT(318-08)_Type_1.1	Anchor bolt Calculation Spreadsheet for Type 1.1 Pedestal	Drawing	0	CIVIL -1	VENDOR	Approval
968	ANCHORBOLT(318-08)_Type_1.2	Anchor bolt Calculation Spreadsheet for Type 1.2 Pedestal	Drawing	0	CIVIL -1	VENDOR	Approval
969	ANCHORBOLT(318-08)_Type_2.0	Anchor bolt Calculation Spreadsheet for Type 2.0 Pedestal	Drawing	0	CIVIL -1	VENDOR	Approval
970	FORCES	Reactions & Moment Spreadsheet	Drawing	0	CIVIL -1	VENDOR	Approval
971	6007-CAL-LEF-12-54-0003-R5	Skids Structural Calculations	Calculation	5	CIVIL -1	VENDOR	Approval
972	6007-CAL-LEF-12-54-0004-R4	Rack StructuralCalculations	Calculation	4	CIVIL -1	VENDOR	Approval
973	6007-PLN-AGE-67-33-5403	Water Treatment Grounding System - Alpha	Drawing	0	CIVIL -1	VENDOR	Approval
974	6007-PLN-AGE-67-33-9803	Water Treatment Grounding System - Beta	Drawing	0	CIVIL -1	VENDOR	Approval
975	6007-PLN-LEF-12-03-0011	WTP Plant Layout (Preliminary)	Drawing	5	CIVIL -1	VENDOR	Approval
976	ANCHORBOLT ADDENDUM	Anchorbolt Calculations	Drawing	0	CIVIL -1	VENDOR	Approval
977	Content Guide	Skid Structure Calculation Content Guide	Drawing	5	CIVIL -1	VENDOR	Approval
978	6007-PLN-AGE-16-51-4000-R03	Cover sheet	Drawing	3	CIVIL -1	VENDOR	Approval
979	6007-PLN-AGE-16-50-4000-R02	General notes	Drawing	2	CIVIL -1	VENDOR	Approval
980	6007-PLN-AGE-16-54-4000-R04	Foundation drawings	Drawing	4	CIVIL -1	VENDOR	Approval
981	6007-CAL-AGE-16-54-4000-R01	Calc report	Calculation	1	CIVIL -1	VENDOR	Approval
982	6007-PLN-AGE-16-51-8000-R03	Cover sheet	Drawing	3	CIVIL -1	VENDOR	Approval
983	6007-PLN-AGE-16-50-8000-R02	General notes	Drawing	2	CIVIL -1	VENDOR	Approval
984	6007-PLN-AGE-16-54-8000-R04	Foundation drawings	Drawing	4	CIVIL -1	VENDOR	Approval
985	6007-CAL-AGE-16-54-8000-R01	Calc report	Calculation	1	CIVIL -1	VENDOR	Approval
986	6007-PLN-AGE-41-54-4000-R02	Cover sheet	Drawing	2	CIVIL -1	VENDOR	Approval
987	6007-PLN-AGE-41-54-4020-R02	General notes	Drawing	2	CIVIL -1	VENDOR	Approval
988	6007-PLN-AGE-41-54-4040-R04	Foundation drawings	Drawing	4	CIVIL -1	VENDOR	Approval
989	6007-CAL-AGE-41-54-4000-R02	Calc report	Calculation	2	CIVIL -1	VENDOR	Approval
990	6007-PLN-AGE-41-54-8000-R02	Cover sheet	Drawing	2	CIVIL -1	VENDOR	Approval
991	6007-PLN-AGE-41-54-8020-R02	General notes	Drawing	2	CIVIL -1	VENDOR	Approval
992	6007-PLN-AGE-41-54-8040-R04	Foundation drawings	Drawing	4	CIVIL -1	VENDOR	Approval
993	6007-CAL-AGE-41-54-8000-R02	Calc report	Calculation	2	CIVIL -1	VENDOR	Approval
994	6007-PLN-AGE-29-55-2014	Alpha Plant, Drainage purge & Oil Systems Details XI	int, Drainage purge & Oil Systems I	3	CIVIL -1	VENDOR	Approval
995	6007-PLN-AGE-29-55-2015	Alpha Plant, Drainage purge & Oil Systems Details XII	Drawing	3	CIVIL -1	VENDOR	Approval
996	6007-PLN-AGE-29-55-6014	Beta Plant, Drainage purge & Oil Systems Details XI	Drawing	2	CIVIL -1	VENDOR	Approval
997	6007-PLN-AGE-29-55-6015	Beta Plant, Drainage purge & Oil Systems Details XII	Drawing	2	CIVIL -1	VENDOR	Approval
998	6007-PLN-AGE-35-52-4000	Cover sheet	Drawing	3	CIVIL -1	VENDOR	Approval
999	6007-PLN-AGE-35-52-4020	General notes	Drawing	4	CIVIL -1	VENDOR	Approval
1000	6007-PLN-AGE-35-52-4040	Foundation Plans, Elevation, & Details	Drawing	5	CIVIL -1	VENDOR	Approval
1001	6007-CAL-AGE-35-52-4000	Calculation Report	Calculation	4	CIVIL -1	VENDOR	Approval
1002	6007-PLN-AGE-35-52-8000	Cover sheet	Drawing	3	CIVIL -1	VENDOR	Approval
1003	6007-PLN-AGE-35-52-8020	General notes	Drawing	4	CIVIL -1	VENDOR	Approval
1004	6007-PLN-AGE-35-52-8040	Foundation Plans, Elevation, & Details	Drawing	5	CIVIL -1	VENDOR	Approval
1005	6007-CAL-AGE-35-52-8000	Calculation Report	Calculation	4	CIVIL -1	VENDOR	Approval
1006	6007-PLN-AGE-58-52-2470	Cover sheet	Drawing	6	CIVIL -1	VENDOR	Approval
1007	6007-PLN-AGE-58-52-2471	General notes	Drawing	4	CIVIL -1	VENDOR	Approval
1008	6007-PLN-AGE-58-52-2472	Plan Layout	Drawing	6	CIVIL -1	VENDOR	Approval
1009	6007-PLN-AGE-58-52-2474	Detail 2	Drawing	6	CIVIL -1	VENDOR	Approval
1010	6007-PLN-AGE-58-52-2475	Electrical heater A-MX-208 foundation	Drawing	4	CIVIL -1	VENDOR	Approval
1011	6007-PLN-AGE-58-52-2476	Coordinates	Drawing	3	CIVIL -1	VENDOR	Approval
1012	6007-CAL-AGE-58-52-2470	Calculation report	Calculation	4	CIVIL -1	VENDOR	Approval
1013	6007-PLN-AGE-58-52-6470	Cover sheet	Drawing	6	CIVIL -1	VENDOR	Approval
1014	6007-PLN-AGE-58-52-6471	General notes	Drawing	4	CIVIL -1	VENDOR	Approval
1015	6007-PLN-AGE-58-52-6472	Plan Layout	Drawing	6	CIVIL -1	VENDOR	Approval
1016	6007-PLN-AGE-58-52-6474	Detail 2	Drawing	6	CIVIL -1	VENDOR	Approval
1017	6007-PLN-AGE-58-52-6475	Electrical heater B-MX-208 foundation	Drawing	4	CIVIL -1	VENDOR	Approval
1018	6007-PLN-AGE-58-52-6476	Coordinates	Drawing	3	CIVIL -1	VENDOR	Approval
1019	6007-CAL-AGE-58-52-6470	Calculation report	Calculation	4	CIVIL -1	VENDOR	Approval
1020	6007-PLN-AGE-25-52-4000	Cover sheet	Drawing	0	CIVIL -1	VENDOR	Approval
1021	6007-PLN-AGE-40-52-4020	General notes	Drawing	0	CIVIL -1	VENDOR	Approval
1022	6007-PLN-AGE-67-52-4440	Foundation Plans, Elevation, & Details	Drawing	2	CIVIL -1	VENDOR	Approval
1023	6007-CAL-AGE-25-52-4010	Calculation Report	Calculation	2	CIVIL -1	VENDOR	Approval
1024	6007-PLN-AGE-25-52-8000	Cover sheet	Drawing	0	CIVIL -1	VENDOR	Approval
1025	6007-PLN-AGE-40-52-8020	General notes	Drawing	0	CIVIL -1	VENDOR	Approval
1026	6007-PLN-AGE-67-52-8440	Foundation Plans, Elevation, & Details	Drawing	2	CIVIL -1	VENDOR	Approval
1027	6007-CAL-AGE-25-52-8010	Calculation Report	Calculation	2	CIVIL -1	VENDOR	Approval
1028	6007-PLN-AGE-40-52-4500	Cover sheet	Drawing	2	CIVIL -1	VENDOR	Approval
1029	6007-PLN-AGE-40-52-4520	General notes	Drawing	3	CIVIL -1	VENDOR	Approval
1030	6007-PLN-AGE-40-52-4540	Foundation Plans, Elevation, & Details	Drawing	3	CIVIL -1	VENDOR	Approval
1031	6007-CAL-AGE-40-52-4500	Calculation Report	Calculation	1	CIVIL -1	VENDOR	Approval
1032	6007-PLN-AGE-40-52-8500	Cover sheet	Drawing	2	CIVIL -1	VENDOR	Approval
1033	6007-PLN-AGE-40-52-8520	General notes	Drawing	3	CIVIL -1	VENDOR	Approval
1034	6007-PLN-AGE-40-52-8540	Foundation Plans, Elevation, & Details	Drawing	3	CIVIL -1	VENDOR	Approval
1035	6007-CAL-AGE-40-52-8500	Calculation Report	Calculation	1	CIVIL -1	VENDOR	Approval
1036	6007-PLN-AGE-67-52-4500	Cover sheet	Drawing	1	CIVIL -1	VENDOR	Approval
1037	6007-PLN-AGE-67-52-4520	General notes	Drawing	1	CIVIL -1	VENDOR	Approval
1038	6007-PLN-AGE-67-52-4540	Foundation Plans, Elevation, & Details	Drawing	3	CIVIL -1	VENDOR	Approval
1039	6007-CAL-AGE-67-52-4500	Calculation Report	Calculation	2	CIVIL -1	VENDOR	Approval
1040	6007-PLN-AGE-67-52-8500	Cover sheet	Drawing	1	CIVIL -1	VENDOR	Approval
1041	6007-PLN-AGE-67-52-8520	General notes	Drawing	1	CIVIL -1	VENDOR	Approval
1042	6007-PLN-AGE-67-52-8540	Foundation Plans, Elevation, & Details	Drawing	3	CIVIL -1	VENDOR	Approval
1043	6007-CAL-AGE-67-52-8500	Calculation Report	Calculation	2	CIVIL -1	VENDOR	Approval
1044	6007-PLN-AGE-57-52-6310	Cover sheet	Drawing	3	CIVIL -1	VENDOR	Approval
1045	6007-PLN-AGE-57-52-6311	General notes	Drawing	3	CIVIL -1	VENDOR	Approval
1046	6007-PLN-AGE-57-52-6312	BSF01. Plan and details	Drawing	4	CIVIL -1	VENDOR	Approval

Compliance No.:		GEN-2					
Job :		Mojave Solar Project					
Date: 7/8/14		Description: Civil Master Drawing List					
Line No.	Sheet No.	Description	Type of Document	Revision Number	Applicable Condition of Certification	Vendor Supplied or EOR	Reason for Submittal
1047	6007-PLN-AGE-57-52-6313	BSF02. Plan and details	Drawing	3	CIVIL -1	VENDOR	Approval
1048	6007-PLN-AGE-57-52-6314	BSF03. Plan and details	Drawing	3	CIVIL -1	VENDOR	Approval
1049	6007-CAL-AGE-57-52-6310	Calculation report	Calculation	3	CIVIL -1	VENDOR	Approval
1050	6007-PLN-AGE-12-51-4001	Cover sheet	Drawing	4	CIVIL -1	VENDOR	Approval
1051	6007-PLN-AGE-12-50-4001	General notes	Drawing	4	CIVIL -1	VENDOR	Approval
1052	6007-PLN-AGE-12-57-4001	Architectural definitions - Floor plan	Drawing	4	CIVIL -1	VENDOR	Approval
1053	6007-PLN-AGE-12-57-4002	Architectural definitions - Roof and utility support plans	Drawing	4	CIVIL -1	VENDOR	Approval
1054	6007-PLN-AGE-12-57-4003	Architectural definitions - Exterior elevations-sheet 1	Drawing	4	CIVIL -1	VENDOR	Approval
1055	6007-PLN-AGE-12-57-4004	Architectural definitions - Exterior elevations-sheet 2	Drawing	4	CIVIL -1	VENDOR	Approval
1056	6007-PLN-AGE-12-57-4005	Architectural definitions - Building sections	Drawing	4	CIVIL -1	VENDOR	Approval
1057	6007-PLN-AGE-12-57-4006	Architectural definitions - Schedules&details	Drawing	4	CIVIL -1	VENDOR	Approval
1058	6007-PLN-AGE-12-57-4007	Architectural definitions - Details	Drawing	3	CIVIL -1	VENDOR	Approval
1059	6007-PLN-AGE-12-57-4008	Architectural definitions - Dimensions plan view.	Drawing	0	CIVIL -1	VENDOR	Approval
1060	6007-PLN-AGE-12-57-4009	Architectural definitions - Equipment definition and location.	Drawing	0	CIVIL -1	VENDOR	Approval
1061	6007-PLN-AGE-12-51-8001	Cover sheet	Drawing	4	CIVIL -1	VENDOR	Approval
1062	6007-PLN-AGE-12-50-8001	General notes	Drawing	4	CIVIL -1	VENDOR	Approval
1063	6007-PLN-AGE-12-57-8001	Architectural definitions - Floor plan	Drawing	4	CIVIL -1	VENDOR	Approval
1064	6007-PLN-AGE-12-57-8002	Architectural definitions - Roof and utility support plans	Drawing	4	CIVIL -1	VENDOR	Approval
1065	6007-PLN-AGE-12-57-8003	Architectural definitions - Exterior elevations-sheet 1	Drawing	4	CIVIL -1	VENDOR	Approval
1066	6007-PLN-AGE-12-57-8004	Architectural definitions - Exterior elevations-sheet 2	Drawing	4	CIVIL -1	VENDOR	Approval
1067	6007-PLN-AGE-12-57-8005	Architectural definitions - Building sections	Drawing	4	CIVIL -1	VENDOR	Approval
1068	6007-PLN-AGE-12-57-8006	Architectural definitions - Schedules&details	Drawing	4	CIVIL -1	VENDOR	Approval
1069	6007-PLN-AGE-12-57-8007	Architectural definitions - Details	Drawing	3	CIVIL -1	VENDOR	Approval
1070	6007-PLN-AGE-12-57-8008	Architectural definitions - Dimensions plan view.	Drawing	0	CIVIL -1	VENDOR	Approval
1071	6007-PLN-AGE-12-57-8009	Architectural definitions - Equipment definition and location.	Drawing	0	CIVIL -1	VENDOR	Approval
1072	6007-PLN-AGE-58-52-3550	Cover sheet	Drawing	3	CIVIL -1	VENDOR	Approval
1073	6007-PLN-AGE-58-52-3552	Plan view & Details	Drawing	5	CIVIL -1	VENDOR	Approval
1074	6007-CAL-AGE-58-52-3550	Calculation report	Calculation	4	CIVIL -1	VENDOR	Approval
1075	6007-PLN-AGE-58-52-7550	Cover sheet	Drawing	3	CIVIL -1	VENDOR	Approval
1076	6007-PLN-AGE-58-52-7552	Plan view & Details	Drawing	5	CIVIL -1	VENDOR	Approval
1077	6007-CAL-AGE-58-52-7550	Calculation report	Calculation	4	CIVIL -1	VENDOR	Approval
1078	6007-PLN-AGE-58-54-3552	Plan view & Details	Drawing	4	CIVIL -1	VENDOR	Approval
1079	6007-CAL-AGE-58-54-3550	Calculation report	Calculation	3	CIVIL -1	VENDOR	Approval
1080	6007-PLN-AGE-58-54-7552	Plan view & Details	Drawing	4	CIVIL -1	VENDOR	Approval
1081	6007-CAL-AGE-58-54-7550	Calculation report	Calculation	3	CIVIL -1	VENDOR	Approval
1082	6007-PLN-AGE-12-52-4500	Cover sheet	Drawing	2	CIVIL -1	VENDOR	Approval
1083	6007-PLN-AGE-12-52-4520	General notes	Drawing	2	CIVIL -1	VENDOR	Approval
1084	6007-PLN-AGE-12-52-4540	Plan	Drawing	3	CIVIL -1	VENDOR	Approval
1085	6007-PLN-AGE-12-52-4560	MP-409 Pump foundation Details	Drawing	3	CIVIL -1	VENDOR	Approval
1086	6007-PLN-AGE-12-52-4561	MP-444 Pump foundation Details	Drawing	3	CIVIL -1	VENDOR	Approval
1087	6007-PLN-AGE-12-52-4562	MP-409 Pump foundation Details	Drawing	3	CIVIL -1	VENDOR	Approval
1088	6007-CAL-AGE-12-52-4500	Calculation Report	Calculation	2	CIVIL -1	VENDOR	Approval
1089	6007-PLN-AGE-12-52-8500	Cover sheet	Drawing	2	CIVIL -1	VENDOR	Approval
1090	6007-PLN-AGE-12-52-8520	General notes	Drawing	2	CIVIL -1	VENDOR	Approval
1091	6007-PLN-AGE-12-52-8540	Plan	Drawing	3	CIVIL -1	VENDOR	Approval
1092	6007-PLN-AGE-12-52-8560	MP-409 Pump foundation Details	Drawing	3	CIVIL -1	VENDOR	Approval
1093	6007-PLN-AGE-12-52-8561	MP-444 Pump foundation Details	Drawing	3	CIVIL -1	VENDOR	Approval
1094	6007-PLN-AGE-12-52-8562	MP-409 Pump foundation Details	Drawing	3	CIVIL -1	VENDOR	Approval
1095	6007-CAL-AGE-12-52-8500	Calculation Report	Calculation	2	CIVIL -1	VENDOR	Approval
1096	6007-PLN-AGE-50-00-S003	Handrails, stairways and grating details	Drawing	2	CIVIL -1	VENDOR	Approval
1097	6007-CAL-AGE-50-00-S003	Calculation report	Calculation	0	CIVIL -1	VENDOR	Approval
1098	6007-PLN-AGE-25-52-4000	Cover sheet	Drawing	1	CIVIL -1	VENDOR	Approval
1099	6007-PLN-AGE-40-52-4020	General note s	Drawing	1	CIVIL -1	VENDOR	Approval
1100	6007-PLN-AGE-67-52-4440	Foundation Plan s, Elevation, & Detail s	Drawing	3	CIVIL -1	VENDOR	Approval
1101	6007-CAL-AGE-25-52-4010	Calculation Report	Calculation	3	CIVIL -1	VENDOR	Approval
1102	6007-PLN-AGE-25-52-8000	Cover sheet	Drawing	1	CIVIL -1	VENDOR	Approval
1103	6007-PLN-AGE-40-52-8020	General note s	Drawing	1	CIVIL -1	VENDOR	Approval
1104	6007-PLN-AGE-67-52-8440	Foundation Plan s, Elevation, & Detail s	Drawing	3	CIVIL -1	VENDOR	Approval
1105	6007-CAL-AGE-25-52-8010	Calculation Report	Calculation	3	CIVIL -1	VENDOR	Approval
1106	6007-PLN-AGE-58-52-2476	Coordinates	Drawing	4	CIVIL -1	VENDOR	Approval
1107	6007-PLN-AGE-58-52-6476	Coordinates	Drawing	4	CIVIL -1	VENDOR	Approval
1108	6007-PLN-AGE-29-55-2002	Plan View	Drawing	5	CIVIL -1	VENDOR	Approval
1109	6007-PLN-AGE-29-55-2013	Detail X	Drawing	3	CIVIL -1	VENDOR	Approval
1110	6007-PLN-AGE-29-55-2014	Detail XI	Drawing	4	CIVIL -1	VENDOR	Approval
1111	6007-PLN-AGE-29-55-2015	Detail XII	Drawing	4	CIVIL -1	VENDOR	Approval
1112	6007-PLN-AGE-29-55-6002	Plan View	Drawing	5	CIVIL -1	VENDOR	Approval
1113	6007-PLN-AGE-29-55-6014	Detail XI	Drawing	4	CIVIL -1	VENDOR	Approval
1114	6007-PLN-AGE-29-55-6015	Detail XII	Drawing	4	CIVIL -1	VENDOR	Approval
1115	6007-PLN-AGE-67-52-4540 Rev4	Field Alpha MP-405 Cooling tower tempering pumps foundation. Plans, elevations & details	Drawing	4	CIVIL -1	VENDOR	Approval
1116	6007-PLN-AGE-67-52-8540 Rev4	Field Beta MP-405 Cooling tower tempering pumps foundation. Plans, elevations & details	Drawing	4	CIVIL -1	VENDOR	Approval
1117	6007-PLN-AGE-58-54-2325	Cover sheet	Drawing	2	CIVIL -1	VENDOR	Approval
1118	6007-PLN-AGE-58-54-2326	General notes	Drawing	2	CIVIL -1	VENDOR	Approval
1119	6007-PLN-AGE-58-54-2327	Platform 1. Structure steel, frames	Drawing	2	CIVIL -1	VENDOR	Approval
1120	6007-PLN-AGE-58-54-2328	Platform 1. Structure steel, frames	Drawing	2	CIVIL -1	VENDOR	Approval
1121	6007-PLN-AGE-58-54-2329	Platform 2. Structure steel, frames	Drawing	2	CIVIL -1	VENDOR	Approval
1122	6007-PLN-AGE-58-54-2330	Platform 2. Structure steel, frames	Drawing	2	CIVIL -1	VENDOR	Approval
1123	6007-PLN-AGE-58-54-2331	Platform 3. Structure steel, frames	Drawing	2	CIVIL -1	VENDOR	Approval
1124	6007-PLN-AGE-58-54-2332	Platform 3. Structure steel, frames	Drawing	2	CIVIL -1	VENDOR	Approval
1125	6007-PLN-AGE-58-54-2333	Platform 4. Structure steel, frames	Drawing	2	CIVIL -1	VENDOR	Approval
1126	6007-PLN-AGE-58-54-2334	Platform 4. Structure steel, frames	Drawing	2	CIVIL -1	VENDOR	Approval
1127	6007-PLN-AGE-58-54-2335	Platform 5. Structure steel, frames	Drawing	2	CIVIL -1	VENDOR	Approval
1128	6007-PLN-AGE-58-54-2336	Platform 5. Structure steel, frames	Drawing	2	CIVIL -1	VENDOR	Approval
1129	6007-CAL-AGE-58-54-2325	Calculation Report	Calculation	1	CIVIL -1	VENDOR	Approval
1130	6007-PLN-AGE-58-54-6325	Cover sheet	Drawing	2	CIVIL -1	VENDOR	Approval
1131	6007-PLN-AGE-58-54-6326	General notes	Drawing	2	CIVIL -1	VENDOR	Approval
1132	6007-PLN-AGE-58-54-6327	Platform 1. Structure steel, frames	Drawing	2	CIVIL -1	VENDOR	Approval
1133	6007-PLN-AGE-58-54-6328	Platform 1. Structure steel, frames	Drawing	2	CIVIL -1	VENDOR	Approval
1134	6007-PLN-AGE-58-54-6329	Platform 2. Structure steel, frames	Drawing	2	CIVIL -1	VENDOR	Approval
1135	6007-PLN-AGE-58-54-6330	Platform 2. Structure steel, frames	Drawing	2	CIVIL -1	VENDOR	Approval
1136	6007-PLN-AGE-58-54-6331	Platform 3. Structure steel, frames	Drawing	2	CIVIL -1	VENDOR	Approval
1137	6007-PLN-AGE-58-54-6332	Platform 3. Structure steel, frames	Drawing	2	CIVIL -1	VENDOR	Approval
1138	6007-PLN-AGE-58-54-6333	Platform 4. Structure steel, frames	Drawing	2	CIVIL -1	VENDOR	Approval
1139	6007-PLN-AGE-58-54-6334	Platform 4. Structure steel, frames	Drawing	2	CIVIL -1	VENDOR	Approval
1140	6007-PLN-AGE-58-54-6335	Platform 5. Structure steel, frames	Drawing	2	CIVIL -1	VENDOR	Approval
1141	6007-PLN-AGE-58-54-6336	Platform 5. Structure steel, frames	Drawing	2	CIVIL -1	VENDOR	Approval
1142	6007-CAL-AGE-58-54-6325	Calculation Report	Calculation	1	CIVIL -1	VENDOR	Approval
1143	6007-PLN-AGE-40-52-4100	Cover Sheet	Drawing	5	CIVIL -1	VENDOR	Approval
1144	6007-PLN-AGE-40-52-4140	Foundation Plan	Drawing	5	CIVIL -1	VENDOR	Approval
1145	6007-PLN-AGE-40-52-4141	Mat Bottom	Drawing	5	CIVIL -1	VENDOR	Approval
1146	6007-PLN-AGE-40-52-4142	Mat Top	Drawing	5	CIVIL -1	VENDOR	Approval
1147	6007-PLN-AGE-40-52-4143	Extra Top	Drawing	3	CIVIL -1	VENDOR	Approval
1148	6007-PLN-AGE-40-52-4144	Extra Bottom	Drawing	3	CIVIL -1	VENDOR	Approval
1149	6007-PLN-AGE-40-52-4145	Mat Reinforcement details	Drawing	3	CIVIL -1	VENDOR	Approval
1150	6007-PLN-AGE-40-52-4150	Drainage	Drawing	3	CIVIL -1	VENDOR	Approval
1151	6007-PLN-AGE-40-52-4160	Pier and Rack anchor layout	Drawing	3	CIVIL -1	VENDOR	Approval
1152	6007-PLN-AGE-40-52-4161	Pier and Rack support details	Drawing	3	CIVIL -1	VENDOR	Approval
1153	6007-PLN-AGE-40-52-4162	Anchor rods. Assemblies and details.	Drawing	3	CIVIL -1	VENDOR	Approval
1154	6007-PLN-AGE-40-52-4163	Skid and bench supports layout	Drawing	3	CIVIL -1	VENDOR	Approval
1155	6007-PLN-AGE-40-52-4164	Skid support details	Drawing	3	CIVIL -1	VENDOR	Approval
1156	6007-PLN-AGE-40-52-4173	Skid support lay out	Drawing	3	CIVIL -1	VENDOR	Approval
1157	6007-PLN-AGE-40-52-8100	Cover Sheet	Drawing	5	CIVIL -1	VENDOR	Approval
1158	6007-PLN-AGE-40-52-8140	Foundation Plan	Drawing	5	CIVIL -1	VENDOR	Approval
1159	6007-PLN-AGE-40-52-8141	Mat Bottom	Drawing	5	CIVIL -1	VENDOR	Approval
1160	6007-PLN-AGE-40-52-8142	Mat Top	Drawing	5	CIVIL -1	VENDOR	Approval
1161	6007-PLN-AGE-40-52-8143	Extra Top	Drawing	3	CIVIL -1	VENDOR	Approval
1162	6007-PLN-AGE-40-52-8144	Extra Bottom	Drawing	3	CIVIL -1	VENDOR	Approval
1163	6007-PLN-AGE-40-52-8145	Mat Reinforcement details	Drawing	3	CIVIL -1	VENDOR	Approval
1164	6007-PLN-AGE-40-52-8150	Drainage	Drawing	3	CIVIL -1	VENDOR	Approval
1165	6007-PLN-AGE-40-52-8160	Pier and Rack anchor layout	Drawing	3	CIVIL -1	VENDOR	Approval
1166	6007-PLN-AGE-40-52-8161	Pier and Rack support details	Drawing	3	CIVIL -1	VENDOR	Approval
1167	6007-PLN-AGE-40-52-8162	Anchor rods. Assemblies and details.	Drawing	3	CIVIL -1	VENDOR	Approval
1168	6007-PLN-AGE-40-52-8163	Skid and bench supports layout	Drawing	3	CIVIL -1	VENDOR	Approval
1169	6007-PLN-AGE-40-52-8164	Skid support details	Drawing	3	CIVIL -1	VENDOR	Approval
1170	6007-PLN-AGE-40-52-8173	Skid support lay out	Drawing	3	CIVIL -1	VENDOR	Approval
1171	6007-PLN-MBS-18-52-0001	FOUNDATION PLAN	Drawing	2	CIVIL -1	VENDOR	Approval

ABENER TEYMA
MOJAVE

Compliance No.:		GEN-2					
Job :		Mojave Solar Project					
Date: 7/8/14		Description: Civil Master Drawing List					
Line No.	Sheet No.	Description	Type of Document	Revision Number	Applicable Condition of Certification	Vendor Supplied or EOR	Reason for Submittal
1172	6007-PLN-MBS-18-52-0002	FOUNDATION DETAILS & NOTES	Drawing	2	CIVIL -1	VENDOR	Approval
1173	6007-PLN-MBS-18-52-0003	FOUNDATION DETAILS	Drawing	2	CIVIL -1	VENDOR	Approval
1174	6007-CAL-MBS-18-52-0001	FOUNDATION CALCULATIONS	Calculation	2	CIVIL -1	VENDOR	Approval
1175	6007-PLN-MBS-18-57-0001	MODULAR ELEVATOR COVER SHEET	Drawing	1	CIVIL -1	VENDOR	Approval
1176	6007-PLN-MBS-18-57-0002	GENERAL NOTES & ABBREVIATIONS	Drawing	1	CIVIL -1	VENDOR	Approval
1177	6007-PLN-MBS-18-57-0003	FOUNDATION PLAN	Drawing	1	CIVIL -1	VENDOR	Approval
1178	6007-PLN-MBS-18-57-0004	FOUNDATION DETAILS	Drawing	1	CIVIL -1	VENDOR	Approval
1179	6007-PLN-MBS-18-57-0005	HOISTWAY ROOF PLAN	Drawing	1	CIVIL -1	VENDOR	Approval
1180	6007-PLN-MBS-18-57-0006	HOISTWAY & ROOF DETAILS	Drawing	1	CIVIL -1	VENDOR	Approval
1181	6007-PLN-MBS-18-57-0007	HOISTWAY CROSS SECTIONS	Drawing	1	CIVIL -1	VENDOR	Approval
1182	6007-PLN-MBS-18-57-0008	HOISTWAY DETAILS	Drawing	1	CIVIL -1	VENDOR	Approval
1183	6007-PLN-MBS-18-57-0009	MISCELLANEOUS DETAILS	Drawing	1	CIVIL -1	VENDOR	Approval
1184	6007-PLN-MBS-18-57-0010	HOISTWAY WALL PANELS	Drawing	1	CIVIL -1	VENDOR	Approval
1185	6007-PLN-MBS-18-57-0011	MODULAR EQUIPMENT ROOM	Drawing	1	CIVIL -1	VENDOR	Approval
1186	6007-PLN-MBS-18-57-0012	RAIL & POWER UNIT DETAILS	Drawing	1	CIVIL -1	VENDOR	Approval
1187	6007-PLN-MBS-18-57-0013	ELEVATOR DATA	Drawing	1	CIVIL -1	VENDOR	Approval
1188	6007-PLN-MBS-18-57-0014	ELEVATOR LATOUT	Drawing	1	CIVIL -1	VENDOR	Approval
1189	6007-PLN-MBS-18-57-0015	ELEVATOR CAB	Drawing	1	CIVIL -1	VENDOR	Approval
1190	6007-PLN-MBS-18-57-0016	ACCESS COMPLIANCE	Drawing	1	CIVIL -1	VENDOR	Approval
1191	6007-CAL-MBS-18-57-0001	ELEVATOR CALCULATIONS	Calculation	1	CIVIL -1	VENDOR	Approval
1192	6007-PLN-MBS-18-57-0001	COVER SHEET & BUILDING DATA	Drawing	1	CIVIL -1	VENDOR	Approval
1193	6007-PLN-MBS-18-57-0002	FLOOR PLAN (1st STORY)	Drawing	1	CIVIL -1	VENDOR	Approval
1194	6007-PLN-MBS-18-57-0003	FLOOR PLAN (2nd STORY)	Drawing	1	CIVIL -1	VENDOR	Approval
1195	6007-PLN-MBS-18-57-0004	GENERAL NOTES & DETAILS	Drawing	1	CIVIL -1	VENDOR	Approval
1196	6007-PLN-MBS-18-57-0005	REFLECTED CEILING PLAN (1st STORY)	Drawing	1	CIVIL -1	VENDOR	Approval
1197	6007-PLN-MBS-18-57-0006	REFLECTED CEILING PLAN (2nd STORY)	Drawing	1	CIVIL -1	VENDOR	Approval
1198	6007-PLN-MBS-18-57-0007	REFLECTED CEILING NOTES & DETAILS	Drawing	1	CIVIL -1	VENDOR	Approval
1199	6007-PLN-MBS-18-57-0008	EXTERIOR ELEVATIONS	Drawing	1	CIVIL -1	VENDOR	Approval
1200	6007-PLN-MBS-18-57-0009	EXTERIOR ELEVATIONS	Drawing	1	CIVIL -1	VENDOR	Approval
1201	6007-PLN-MBS-18-57-0010	ROOF PLAN	Drawing	1	CIVIL -1	VENDOR	Approval
1202	6007-PLN-MBS-18-57-0011	MISC. DETAILS	Drawing	1	CIVIL -1	VENDOR	Approval
1203	6007-PLN-MBS-18-57-0012	MISC. DETAILS	Drawing	1	CIVIL -1	VENDOR	Approval
1204	6007-PLN-MBS-18-57-0013	MISC. DETAILS	Drawing	1	CIVIL -1	VENDOR	Approval
1205	6007-PLN-MBS-18-57-0014	1ST. STORY ROOF FRAMING PLAN	Drawing	1	CIVIL -1	VENDOR	Approval
1206	6007-PLN-MBS-18-57-0015	2ND. STORY ROOF FRAMING PLAN	Drawing	1	CIVIL -1	VENDOR	Approval
1207	6007-PLN-MBS-18-57-0016	LADDER DETAILS	Drawing	1	CIVIL -1	VENDOR	Approval
1208	6007-PLN-MBS-18-60-0001	MECHANICAL LEGEND, NOTES & SCHEDULES	Drawing	1	CIVIL -1	VENDOR	Approval
1209	6007-PLN-MBS-18-60-0002	MECHANICAL PLAN (1st STORY)	Drawing	1	CIVIL -1	VENDOR	Approval
1210	6007-PLN-MBS-18-60-0003	MECHANICAL PLAN (2nd STORY)	Drawing	1	CIVIL -1	VENDOR	Approval
1211	6007-PLN-MBS-18-60-0004	MECHANICAL DETAILS	Drawing	1	CIVIL -1	VENDOR	Approval
1212	6007-PLN-MBS-18-82-0001	PLUMBING SUPPLY RISER DIAGRAMS	Drawing	1	CIVIL -1	VENDOR	Approval
1213	6007-PLN-MBS-18-82-0002	PLUMBING WASTE RISER DIAGRAMS	Drawing	1	CIVIL -1	VENDOR	Approval
1214	6007-PLN-MBS-18-82-0003	PLUMBING NOTES & DETAILS	Drawing	1	CIVIL -1	VENDOR	Approval
1215	6007-PLN-MBS-18-82-0004	2nd STORY PLUMBING	Drawing	1	CIVIL -1	VENDOR	Approval
1216	6007-PLN-MBS-18-54-0001	COVER SHEET & BUILDING DATA	Drawing	2	CIVIL -1	VENDOR	Approval
1217	6007-PLN-MBS-18-54-0002	OVERALL STRUCTURAL KEY PLAN (LOWER STORY)	Drawing	2	CIVIL -1	VENDOR	Approval
1218	6007-PLN-MBS-18-54-0003	STRUCTURAL KEY PLANS (LOWER STORY)	Drawing	0	CIVIL -1	VENDOR	Approval
1219	6007-PLN-MBS-18-54-0004	STRUCTURAL KEY PLANS (LOWER STORY)	Drawing	0	CIVIL -1	VENDOR	Approval
1220	6007-PLN-MBS-18-54-0005	STRUCTURAL KEY PLANS (LOWER STORY)	Drawing	1	CIVIL -1	VENDOR	Approval
1221	6007-PLN-MBS-18-54-0006	OVERALL STRUCTURAL KEY PLAN (UPPER STORY)	Drawing	0	CIVIL -1	VENDOR	Approval
1222	6007-PLN-MBS-18-54-0007	STRUCTURAL KEY PLAN (UPPER STORY)	Drawing	0	CIVIL -1	VENDOR	Approval
1223	6007-PLN-MBS-18-54-0008	TYPICAL TRANSVERSE CROSS SECTION	Drawing	0	CIVIL -1	VENDOR	Approval
1224	6007-PLN-MBS-18-54-0009	TYPICAL LONGITUDINAL CROSS SECTION	Drawing	0	CIVIL -1	VENDOR	Approval
1225	6007-PLN-MBS-18-54-0010	TYPICAL FLOOR FRAMING DESIGN	Drawing	2	CIVIL -1	VENDOR	Approval
1226	6007-PLN-MBS-18-54-0011	TYPICAL FLOOR FRAMING DESIGN	Drawing	2	CIVIL -1	VENDOR	Approval
1227	6007-PLN-MBS-18-54-0012	AXLE & HITCH DESIGN	Drawing	0	CIVIL -1	VENDOR	Approval
1228	6007-PLN-MBS-18-54-0013	WALL FRAMING	Drawing	2	CIVIL -1	VENDOR	Approval
1229	6007-PLN-MBS-18-54-0014	ROOF FRAMING PLAN & DETAILS	Drawing	1	CIVIL -1	VENDOR	Approval
1230	6007-PLN-MBS-18-54-0015	ROOF FRAMING PLAN & DETAILS	Drawing	0	CIVIL -1	VENDOR	Approval
1231	6007-PLN-MBS-18-54-0016	ROOF FRAMING PLAN & DETAILS	Drawing	2	CIVIL -1	VENDOR	Approval
1232	6007-PLN-MBS-18-54-0017	UPPER TO LOWER STORY CONNECTION	Drawing	0	CIVIL -1	VENDOR	Approval
1233	6007-PLN-MBS-18-54-0018	INTERIOR STAIR CONSTRUCTION	Drawing	0	CIVIL -1	VENDOR	Approval
1234	6007-PLN-MBS-18-54-0019	EXTERIOR STAIR CONSTRUCTION	Drawing	2	CIVIL -1	VENDOR	Approval
1235	6007-PLN-MBS-18-40-0001	ELECTRICAL POWER PLAN (1sT STORY)	Drawing	1	CIVIL -1	VENDOR	Approval
1236	6007-PLN-MBS-18-40-0002	ELECTRICAL POWER PLAN (2nd STORY)	Drawing	1	CIVIL -1	VENDOR	Approval
1237	6007-PLN-MBS-18-40-0003	ELECTRICAL LIGHTING PLAN (1st STORY)	Drawing	1	CIVIL -1	VENDOR	Approval
1238	6007-PLN-MBS-18-40-0004	ELECTRICAL LIGHTING PLAN (2nd STORY)	Drawing	1	CIVIL -1	VENDOR	Approval
1239	6007-PLN-MBS-18-40-0005	ELECTRICAL NOTES, DETAILS, SINGLE LINE DIAGRAM & PANEL SCHEDULES	Drawing	1	CIVIL -1	VENDOR	Approval
1240	6007-CAL-MBS-18-60-001	TITLE-24 MECHANICAL & ENVELOPE CALCS	Calculation	0	CIVIL -1	VENDOR	Approval
1241	6007-CAL-MBS-18-54-001	STRUCTURAL CALCULATIONS	Calculation	2	CIVIL -1	VENDOR	Approval
1242	6007-CAL-MBS-18-40-001	TITLE 24 ELECTRICAL CALCS	Calculation	0	CIVIL -1	VENDOR	Approval
1243	6007-PLN-AGE-29-55-2002	Plan View	Drawing	5	CIVIL -1	VENDOR	Approval
1244	6007-PLN-AGE-29-55-2013	Detail X	Drawing	3	CIVIL -1	VENDOR	Approval
1245	6007-PLN-AGE-29-55-2014	Detail XI	Drawing	4	CIVIL -1	VENDOR	Approval
1246	6007-PLN-AGE-29-55-2015	Detail XII	Drawing	4	CIVIL -1	VENDOR	Approval
1247	6007-PLN-AGE-29-55-6002	Plan View	Drawing	5	CIVIL -1	VENDOR	Approval
1248	6007-PLN-AGE-29-55-6014	Detail XI	Drawing	4	CIVIL -1	VENDOR	Approval
1249	6007-PLN-AGE-29-55-6015	Detail XII	Drawing	4	CIVIL -1	VENDOR	Approval
1250	6007-PLN-AGE-67-52-4540 Rev4	Field Alpha MP-405 Cooling tower tempering pumps foundation. Plans, elevations & details	Drawing	4	CIVIL -1	VENDOR	Approval
1251	6007-PLN-AGE-67-52-8540 Rev4	Field Beta MP-405 Cooling tower tempering pumps foundation. Plans, elevations & details	Drawing	4	CIVIL -1	VENDOR	Approval
1252	6007-CAL-AGE-40-52-4500	Calculation Report	Calculation	2	CIVIL -1	VENDOR	Approval
1253	6007-PLN-AGE-40-52-4500	Cover sheet	Drawing	2	CIVIL -1	VENDOR	Approval
1254	6007-PLN-AGE-40-52-4520	General notes	Drawing	3	CIVIL -1	VENDOR	Approval
1255	6007-PLN-AGE-40-52-4540	Foundation details	Drawing	3	CIVIL -1	VENDOR	Approval
1256	6007-CAL-AGE-40-52-8500	Calculation Report	Calculation	2	CIVIL -1	VENDOR	Approval
1257	6007-PLN-AGE-40-52-8500	Cover sheet	Drawing	2	CIVIL -1	VENDOR	Approval
1258	6007-PLN-AGE-40-52-8520	General notes	Drawing	3	CIVIL -1	VENDOR	Approval
1259	6007-PLN-AGE-40-52-8540	Foundation details	Drawing	3	CIVIL -1	VENDOR	Approval
1260	6007-PLN-AGE-58-54-2325	Cover sheet	Drawing	2	CIVIL -1	VENDOR	Approval
1261	6007-PLN-AGE-58-54-2326	General notes	Drawing	2	CIVIL -1	VENDOR	Approval
1262	6007-PLN-AGE-58-54-2327	Platform 1. Structure steel, frames	Drawing	2	CIVIL -1	VENDOR	Approval
1263	6007-PLN-AGE-58-54-2328	Platform 1. Structure steel, frames	Drawing	2	CIVIL -1	VENDOR	Approval
1264	6007-PLN-AGE-58-54-2329	Platform 2. Structure steel, frames	Drawing	2	CIVIL -1	VENDOR	Approval
1265	6007-PLN-AGE-58-54-2330	Platform 2. Structure steel, frames	Drawing	2	CIVIL -1	VENDOR	Approval
1266	6007-PLN-AGE-58-54-2331	Platform 3. Structure steel, frames	Drawing	2	CIVIL -1	VENDOR	Approval
1267	6007-PLN-AGE-58-54-2332	Platform 3. Structure steel, frames	Drawing	2	CIVIL -1	VENDOR	Approval
1268	6007-PLN-AGE-58-54-2333	Platform 4. Structure steel, frames	Drawing	2	CIVIL -1	VENDOR	Approval
1269	6007-PLN-AGE-58-54-2334	Platform 4. Structure steel, frames	Drawing	2	CIVIL -1	VENDOR	Approval
1270	6007-PLN-AGE-58-54-2335	Platform 5. Structure steel, frames	Drawing	2	CIVIL -1	VENDOR	Approval
1271	6007-PLN-AGE-58-54-2336	Platform 5. Structure steel, frames	Drawing	2	CIVIL -1	VENDOR	Approval
1272	6007-CAL-AGE-58-54-2325	Calculation Report	Calculation	1	CIVIL -1	VENDOR	Approval
1273	6007-PLN-AGE-58-54-6325	Cover sheet	Drawing	2	CIVIL -1	VENDOR	Approval
1274	6007-PLN-AGE-58-54-6326	General notes	Drawing	2	CIVIL -1	VENDOR	Approval
1275	6007-PLN-AGE-58-54-6327	Platform 1. Structure steel, frames	Drawing	2	CIVIL -1	VENDOR	Approval
1276	6007-PLN-AGE-58-54-6328	Platform 1. Structure steel, frames	Drawing	2	CIVIL -1	VENDOR	Approval
1277	6007-PLN-AGE-58-54-6329	Platform 2. Structure steel, frames	Drawing	2	CIVIL -1	VENDOR	Approval
1278	6007-PLN-AGE-58-54-6330	Platform 2. Structure steel, frames	Drawing	2	CIVIL -1	VENDOR	Approval
1279	6007-PLN-AGE-58-54-6331	Platform 3. Structure steel, frames	Drawing	2	CIVIL -1	VENDOR	Approval
1280	6007-PLN-AGE-58-54-6332	Platform 3. Structure steel, frames	Drawing	2	CIVIL -1	VENDOR	Approval
1281	6007-PLN-AGE-58-54-6333	Platform 4. Structure steel, frames	Drawing	2	CIVIL -1	VENDOR	Approval
1282	6007-PLN-AGE-58-54-6334	Platform 4. Structure steel, frames	Drawing	2	CIVIL -1	VENDOR	Approval
1283	6007-PLN-AGE-58-54-6335	Platform 5. Structure steel, frames	Drawing	2	CIVIL -1	VENDOR	Approval
1284	6007-PLN-AGE-58-54-6336	Platform 5. Structure steel, frames	Drawing	2	CIVIL -1	VENDOR	Approval
1285	6007-CAL-AGE-58-54-6325	Calculation Report	Calculation	1	CIVIL -1	VENDOR	Approval
1286	6007-PLN-AGE-40-52-4100	Cover Sheet	Drawing	5	CIVIL -1	VENDOR	Approval
1287	6007-PLN-AGE-40-52-4140	Foundation Plan	Drawing	5	CIVIL -1	VENDOR	Approval
1288	6007-PLN-AGE-40-52-4141	Mat Bottom	Drawing	5	CIVIL -1	VENDOR	Approval
1289	6007-PLN-AGE-40-52-4142	Mat Top	Drawing	5	CIVIL -1	VENDOR	Approval
1290	6007-PLN-AGE-40-52-4143	Extra Top	Drawing	3	CIVIL -1	VENDOR	Approval
1291	6007-PLN-AGE-40-52-4144	Extra Bottom	Drawing	3	CIVIL -1	VENDOR	Approval
1292	6007-PLN-AGE-40-52-4145	Mat Reinforcement details	Drawing	3	CIVIL -1	VENDOR	Approval
1293	6007-PLN-AGE-40-52-4150	Drainage	Drawing	3	CIVIL -1	VENDOR	Approval
1294	6007-PLN-AGE-40-52-4160	Pier and Rack anchor layout	Drawing	3	CIVIL -1	VENDOR	Approval
1295	6007-PLN-AGE-40-52-4161	Pier and Rack support details	Drawing	3	CIVIL -1	VENDOR	Approval
1296	6007-PLN-AGE-40-52-4162	Anchor rods. Assemblies and details.	Drawing	3	CIVIL -1	VENDOR	Approval

ABENER TEYMA
MOJAVE

Compliance No.:		GEN-2					
Job :		Mojave Solar Project					
Date: 7/8/14		Description: Civil Master Drawing List					
Line No.	Sheet No.	Description	Type of Document	Revision Number	Applicable Condition of Certification	Vendor Supplied or EOR	Reason for Submittal
1297	6007-PLN-AGE-40-52-4163	Skid and bench supports layout	Drawing	3	CIVIL -1	VENDOR	Approval
1298	6007-PLN-AGE-40-52-4164	Skid support details	Drawing	3	CIVIL -1	VENDOR	Approval
1299	6007-PLN-AGE-40-52-4173	Skid support lay out	Drawing	3	CIVIL -1	VENDOR	Approval
1300	6007-PLN-AGE-40-52-8100	Cover Sheet	Drawing	5	CIVIL -1	VENDOR	Approval
1301	6007-PLN-AGE-40-52-8140	Foundation Plan	Drawing	5	CIVIL -1	VENDOR	Approval
1302	6007-PLN-AGE-40-52-8141	Mat Bottom	Drawing	5	CIVIL -1	VENDOR	Approval
1303	6007-PLN-AGE-40-52-8142	Mat Top	Drawing	5	CIVIL -1	VENDOR	Approval
1304	6007-PLN-AGE-40-52-8143	Extra Top	Drawing	3	CIVIL -1	VENDOR	Approval
1305	6007-PLN-AGE-40-52-8144	Extra Bottom	Drawing	3	CIVIL -1	VENDOR	Approval
1306	6007-PLN-AGE-40-52-8145	Mat Reinforcement details	Drawing	3	CIVIL -1	VENDOR	Approval
1307	6007-PLN-AGE-40-52-8150	Drainage	Drawing	3	CIVIL -1	VENDOR	Approval
1308	6007-PLN-AGE-40-52-8160	Pier and Rack anchor layout	Drawing	3	CIVIL -1	VENDOR	Approval
1309	6007-PLN-AGE-40-52-8161	Pier and Rack support details	Drawing	3	CIVIL -1	VENDOR	Approval
1310	6007-PLN-AGE-40-52-8162	Anchor rods. Assemblies and details.	Drawing	3	CIVIL -1	VENDOR	Approval
1311	6007-PLN-AGE-40-52-8163	Skid and bench supports layout	Drawing	3	CIVIL -1	VENDOR	Approval
1312	6007-PLN-AGE-40-52-8164	Skid support details	Drawing	3	CIVIL -1	VENDOR	Approval
1313	6007-PLN-AGE-40-52-8173	Skid support lay out	Drawing	3	CIVIL -1	VENDOR	Approval
1314	6007-PLN-AGE-16-52-4000	Cover sheet	Drawing	2	CIVIL -1	VENDOR	Approval
1315	6007-PLN-AGE-16-52-4020	General notes	Drawing	2	CIVIL -1	VENDOR	Approval
1316	6007-PLN-AGE-16-52-4040	Foundation plan and details	Drawing	3	CIVIL -1	VENDOR	Approval
1317	6007-PLN-AGE-16-52-8000	Cover sheet	Drawing	2	CIVIL -1	VENDOR	Approval
1318	6007-PLN-AGE-16-52-8020	General notes	Drawing	2	CIVIL -1	VENDOR	Approval
1319	6007-PLN-AGE-16-52-8040	Foundation plan and details	Drawing	3	CIVIL -1	VENDOR	Approval
1320	6007-CAL-AGE-16-54-4000-R02.pdf	Calculation report	Calculation	2	CIVIL -1	VENDOR	Approval
1321	6007-PLN-AGE-16-54-4000-R05.pdf	Structure details	Drawing	5	CIVIL -1	VENDOR	Approval
1322	6007-CAL-AGE-16-54-8000-R02.pdf	Calculation report	Calculation	2	CIVIL -1	VENDOR	Approval
1323	6007-PLN-AGE-16-54-8000-R05.pdf	Structure details	Drawing	5	CIVIL -1	VENDOR	Approval
1324	6007-PLN-AGE-58-54-3502	Plan view	Drawing	3	CIVIL -1	VENDOR	Approval
1325	6007-PLN-AGE-58-54-3503	Sections & Details	Drawing	3	CIVIL -1	VENDOR	Approval
1326	6007-PLN-AGE-58-54-7502	Plan view	Drawing	3	CIVIL -1	VENDOR	Approval
1327	6007-PLN-AGE-58-54-7503	Sections & Details	Drawing	3	CIVIL -1	VENDOR	Approval
1328	6007-PLN-AGE-58-52-7502	Plan view & Details	Drawing	3	CIVIL -1	VENDOR	Approval
1329	6007-PLN-AGE-58-54-3575	Cover sheet	Drawing	0	CIVIL -1	VENDOR	Approval
1330	6007-PLN-AGE-58-54-3576	General notes	Drawing	0	CIVIL -1	VENDOR	Approval
1331	6007-PLN-AGE-58-54-3577	Plan view	Drawing	0	CIVIL -1	VENDOR	Approval
1332	6007-PLN-AGE-58-54-3578	Sections	Drawing	0	CIVIL -1	VENDOR	Approval
1333	6007-CAL-AGE-58-54-3575	Calculation report	Calculation	0	CIVIL -1	VENDOR	Approval
1334	6007-PLN-AGE-58-54-7575	Cover sheet	Drawing	0	CIVIL -1	VENDOR	Approval
1335	6007-PLN-AGE-58-54-7576	General notes	Drawing	0	CIVIL -1	VENDOR	Approval
1336	6007-PLN-AGE-58-54-7577	Plan view	Drawing	0	CIVIL -1	VENDOR	Approval
1337	6007-PLN-AGE-58-54-7578	Sections	Drawing	0	CIVIL -1	VENDOR	Approval
1338	6007-CAL-AGE-58-54-7575	Calculation report	Calculation	0	CIVIL -1	VENDOR	Approval
1339	6007-PLN-AGE-74-54-2020.pdf	Cover sheet	Drawing	0	CIVIL -1	VENDOR	Approval
1340	6007-PLN-AGE-74-54-2021.pdf	General notes	Drawing	0	CIVIL -1	VENDOR	Approval
1341	6007-PLN-AGE-74-54-2022.pdf	Plan & base plate details	Drawing	0	CIVIL -1	VENDOR	Approval
1342	6007-PLN-AGE-74-54-2023.pdf	Elevations	Drawing	0	CIVIL -1	VENDOR	Approval
1343	6007-PLN-AGE-74-54-2024.pdf	Connection details	Drawing	0	CIVIL -1	VENDOR	Approval
1344	6007-PLN-AGE-74-54-2025.pdf	Connection details	Drawing	0	CIVIL -1	VENDOR	Approval
1345	6007-PLN-AGE-74-54-6020.pdf	Cover sheet	Drawing	0	CIVIL -1	VENDOR	Approval
1346	6007-PLN-AGE-74-54-6021.pdf	General notes	Drawing	0	CIVIL -1	VENDOR	Approval
1347	6007-PLN-AGE-74-54-6022.pdf	Plan & base plate details	Drawing	0	CIVIL -1	VENDOR	Approval
1348	6007-PLN-AGE-74-54-6023.pdf	Elevations	Drawing	0	CIVIL -1	VENDOR	Approval
1349	6007-PLN-AGE-74-54-6024.pdf	Connection details	Drawing	0	CIVIL -1	VENDOR	Approval
1350	6007-PLN-AGE-74-54-6025.pdf	Connection details	Drawing	0	CIVIL -1	VENDOR	Approval
1351	6007-PLN-AGE-25-32-4311	Cable Tray System. Central Plant	Drawing	Re v0	CIVIL -1	VENDOR	Approval
1352	6007-PLN-AGE-25-32-4312	Cable Tray System. Central Plant	Drawing	Re v0	CIVIL -1	VENDOR	Approval
1353	6007-PLN-AGE-25-32-8705	Cable Tray System. Beta Plant	Drawing	Re v2	CIVIL -1	VENDOR	Approval
1354	6007-PLN-AGE-25-32-8706	Cable Tray System. Beta Plant	Drawing	Re v2	CIVIL -1	VENDOR	Approval
1355	6007-PLN-AGE-25-32-8707	Cable Tray System. Beta Plant	Drawing	Re v3	CIVIL -1	VENDOR	Approval
1356	6007-PLN-AGE-25-32-8708	Cable Tray System. Beta Plant	Drawing	Re v2	CIVIL -1	VENDOR	Approval
1357	6007-PLN-AGE-25-32-8709	Beta Site Building 22	Drawing	Re v4	CIVIL -1	VENDOR	Approval
1358	6007-PLN-AGE-25-32-8710	Beta Site Building 22	Drawing	Re v4	CIVIL -1	VENDOR	Approval
1359	6007-PLN-AGE-25-32-8711	Beta Site Building 22	Drawing	Re v0	CIVIL -1	VENDOR	Approval
1360	6007-PLN-AGE-58-32-6201 _SHEET 1	Cable Tray System. Beta Plant	Drawing	Re v4	CIVIL -1	VENDOR	Approval
1361	6007-PLN-AGE-58-32-6201 _SHEET 2	Cable Tray System. Beta Plant	Drawing	Re v4	CIVIL -1	VENDOR	Approval
1362	6007-PLN-AGE-58-32-8601	Cable Tray System. Beta Plant	Drawing	Re v4	CIVIL -1	VENDOR	Approval
1363	6007-PLN-AGE-58-32-8602- _SHEET 1	Cable Tray System. Beta Plant	Drawing	Re v5	CIVIL -1	VENDOR	Approval
1364	6007-PLN-AGE-58-32-8602 _SHEET 10	Cable Tray System. Beta Plant	Drawing	Re v5	CIVIL -1	VENDOR	Approval
1365	6007-PLN-AGE-58-32-8602 _SHEET 11	Cable Tray System. Beta Plant	Drawing	Re v5	CIVIL -1	VENDOR	Approval
1366	6007-PLN-AGE-58-32-8602 _SHEET 12	Cable Tray System. Beta Plant	Drawing	Re v5	CIVIL -1	VENDOR	Approval
1367	6007-PLN-AGE-58-32-8602 _SHEET 13	Cable Tray System. Beta Plant	Drawing	Re v5	CIVIL -1	VENDOR	Approval
1368	6007-PLN-AGE-58-32-8602 _SHEET 14	Cable Tray System. Beta Plant	Drawing	Re v5	CIVIL -1	VENDOR	Approval
1369	6007-PLN-AGE-58-32-8602 _SHEET 15	Cable Tray System. Beta Plant	Drawing	Re v5	CIVIL -1	VENDOR	Approval
1370	6007-PLN-AGE-58-32-8602 _SHEET 2	Cable Tray System. Beta Plant	Drawing	Re v5	CIVIL -1	VENDOR	Approval
1371	6007-PLN-AGE-58-32-8602 _SHEET 3	Cable Tray System. Beta Plant	Drawing	Re v5	CIVIL -1	VENDOR	Approval
1372	6007-PLN-AGE-58-32-8602 _SHEET 4	Cable Tray System. Beta Plant	Drawing	Re v5	CIVIL -1	VENDOR	Approval
1373	6007-PLN-AGE-58-32-8602 _SHEET 5	Cable Tray System. Beta Plant	Drawing	Re v5	CIVIL -1	VENDOR	Approval
1374	6007-PLN-AGE-58-32-8602_SHEET 6	Cable Tray System. Beta Plant	Drawing	Re v5	CIVIL -1	VENDOR	Approval
1375	6007-PLN-AGE-58-32-8602 _SHEET 7	Cable Tray System. Beta Plant	Drawing	Re v5	CIVIL -1	VENDOR	Approval
1376	6007-PLN-AGE-58-32-8602 _SHEET 8	Cable Tray System. Beta Plant	Drawing	Re v5	CIVIL -1	VENDOR	Approval
1377	6007-PLN-AGE-58-32-8602 _SHEET 9	Cable Tray System. Beta Plant	Drawing	Re v5	CIVIL -1	VENDOR	Approval
1378	6007-PLN-AGE-58-32-8611 _SHEET 1	Cable Tray System. Beta Plant	Drawing	Re v4	CIVIL -1	VENDOR	Approval
1379	6007-PLN-AGE-58-32-8611 _SHEET 2	Cable Tray System. Beta Plant	Drawing	Re v4	CIVIL -1	VENDOR	Approval
1380	6007-PLN-AGE-58-32-8611 _SHEET 3	Cable Tray System. Beta Plant	Drawing	Re v4	CIVIL -1	VENDOR	Approval
1381	6007-PLN-AGE-58-32-8611 _SHEET 4	Cable Tray System. Beta Plant	Drawing	Re v4	CIVIL -1	VENDOR	Approval
1382	6007-PLN-AGE-58-32-8611 _SHEET 5	Cable Tray System. Beta Plant	Drawing	Re v4	CIVIL -1	VENDOR	Approval
1383	6007-PLN-AGE-67-32-8621 _ Sheet 1	Cable Tray System. Beta Plant	Drawing	Re v3	CIVIL -1	VENDOR	Approval
1384	6007-PLN-AGE-67-32-8621 _ Sheet 2	Cable Tray System. Beta Plant	Drawing	Re v3	CIVIL -1	VENDOR	Approval
1385	6007-PLN-AGE-67-32-8621 _ Sheet 3	Cable Tray System. Beta Plant	Drawing	Re v3	CIVIL -1	VENDOR	Approval
1386	6007-PLN-AGE-67-32-8621 _ Sheet 4	Cable Tray System. Beta Plant	Drawing	Re v3	CIVIL -1	VENDOR	Approval
1387	6007-PLN-AGE-67-32-8803	Cable Tray System. Beta Plant	Drawing	Re v2	CIVIL -1	VENDOR	Approval
1388	6007-PLN-AGE-67-32-8804	Cable Tray System. Beta Plant	Drawing	Re v2	CIVIL -1	VENDOR	Approval
1389	6007-PLN-AGE-67-32-8805	Beta Site Building 26	Drawing	Re v4	CIVIL -1	VENDOR	Approval
1390	6007-PLN-AGE-67-32-8806	Beta Site Building 26	Drawing	Re v4	CIVIL -1	VENDOR	Approval
1391	6007-PLN-AGE-67-32-8807	Beta Site Building 26	Drawing	Re v0	CIVIL -1	VENDOR	Approval
1392	6007-PLN-AGE-25-32-4305	Cable Tray System. Alpha Plant	Drawing	Re v2	CIVIL -1	VENDOR	Approval
1393	6007-PLN-AGE-25-32-4306	Cable Tray System. Alpha Plant	Drawing	Re v2	CIVIL -1	VENDOR	Approval
1394	6007-PLN-AGE-25-32-4307	Cable Tray System. Alpha Plant	Drawing	Re v3	CIVIL -1	VENDOR	Approval
1395	6007-PLN-AGE-25-32-4308	Cable Tray System. Alpha Plant	Drawing	Re v2	CIVIL -1	VENDOR	Approval
1396	6007-PLN-AGE-25-32-4309	Alpha Site Building 22. Alpha Plant	Drawing	Re v5	CIVIL -1	VENDOR	Approval
1397	6007-PLN-AGE-25-32-4310	Cable Tray System. Alpha	Drawing	Re v5	CIVIL -1	VENDOR	Approval
1398	6007-PLN-AGE-25-32-4311 _Sh1	Cable Tray y System. Central	Drawing	Re v0	CIVIL -1	VENDOR	Approval
1399	6007-PLN-AGE-25-32-4312 _ Sh2	Cable Tray y System. Central Plant	Drawing	Re v0	CIVIL -1	VENDOR	Approval
1400	6007-PLN-AGE-25-32-4313	Alpha Site Building 22. Alpha	Drawing	Rev1	CIVIL -1	VENDOR	Approval
1401	6007-PLN-AGE-58-32-2201_Sh1	Cable Tray y System. Alpha	Drawing	Re v4	CIVIL -1	VENDOR	Approval
1402	6007-PLN-AGE-58-32-2201_Sh2	Cable Tray y System. Alpha Plant	Drawing	Re v4	CIVIL -1	VENDOR	Approval
1403	6007-PLN-AGE-58-32-4201	Cable Tray System. Alpha Plant	Drawing	Rev4	CIVIL -1	VENDOR	Approval
1404	6007-PLN-AGE-58-32-4202_SHEET 1	Cable Tray System. Central SHEET Plant	Drawing	Re v5	CIVIL -1	VENDOR	Approval
1405	6007-PLN-AGE-58-32-4202 SHEET 10	Cable Tray System. Alpha Plant	Drawing	Re v5	CIVIL -1	VENDOR	Approval
1406	6007-PLN-AGE-58-32-4202 SH EET 11	Cable Tray System. Alpha Plant	Drawing	Re v5	CIVIL -1	VENDOR	Approval
1407	6007-PLN-AGE-58-32-4202 SH EET 12	Cable Tray System. Alpha Plant	Drawing	Re v5	CIVIL -1	VENDOR	Approval
1408	6007-PLN-AGE-58-32-4202 SH EET 13	Cable Tray System. Alpha Plant	Drawing	Re v5	CIVIL -1	VENDOR	Approval
1409	6007-PLN-AGE-58-32-4202 SH EET 14	Cable Tray System. Alpha Plant	Drawing	Re v5	CIVIL -1	VENDOR	Approval
1410	6007-PLN-AGE-58-32-4202 SH EET 15	Cable Tray System. Alpha Plant	Drawing	Re v5	CIVIL -1	VENDOR	Approval
1411	6007-PLN-AGE-58-32-4202 SH EET 16	Cable Tray System. Alpha Plant	Drawing	Re v5	CIVIL -1	VENDOR	Approval
1412	6007-PLN-AGE-58-32-4202 SH EET 2	Cable Tray System. Alpha Plant	Drawing	Re v5	CIVIL -1	VENDOR	Approval
1413	6007-PLN-AGE-58-32-4202 SHEET 3	Cable Tray System. Central Plant	Drawing	Rev	CIVIL -1	VENDOR	Approval
1414	6007-PLN-AGE-58-32-4202 SHEET 4	Cable Tray System. Alpha Plant	Drawing	Re v5	CIVIL -1	VENDOR	Approval
1415	6007-PLN-AGE-58-32-4202 SHEET 5	Cable Tray System. Alpha Plant	Drawing	Re v5	CIVIL -1	VENDOR	Approval
1416	6007-PLN-AGE-58-32-4202 SHEET 6	Cable Tray System. Alpha Plant	Drawing	Re v5	CIVIL -1	VENDOR	Approval
1417	6007-PLN-AGE-58-32-4202 SHEET 7	Cable Tray System. Alpha Plant	Drawing	Re v5	CIVIL -1	VENDOR	Approval
1418	6007-PLN-AGE-58-32-4202 SHEET 8	Cable Tray System. Alpha Plant	Drawing	Re v5	CIVIL -1	VENDOR	Approval
1419	6007-PLN-AGE-58-32-4202 SHEET 9	Cable Tray System. Alpha Plant	Drawing	Re v5	CIVIL -1	VENDOR	Approval
1420	6007-PLN-AGE-58-32-4211 SHEET 1	Cable Tray System. Alpha Plant	Drawing	Re v4	CIVIL -1	VENDOR	Approval
1421	6007-PLN-AGE-58-32-4211 SHEET 2	Cable Tray System. Alpha Plant	Drawing	Re v4	CIVIL -1	VENDOR	Approval

ABENER TEYMA
MOJAVE

Compliance No.:		GEN-2					
Job :		Mojave Solar Project					
Date: 7/8/14		Description: Civil Master Drawing List					
Line No.	Sheet No.	Description	Type of Document	Revision Number	Applicable Condition of Certification	Vendor Supplied or EOR	Reason for Submittal
1422	6007-PLN-AGE-58-32-4211 SHEET 3	Cable Tray System. Alpha Plant	Drawing	Re v4	CIVIL -1	VENDOR	Approval
1423	6007-PLN-AGE-58-32-4211 SHEET 4	Cable Tray System. Alpha Plant	Drawing	Re v4	CIVIL -1	VENDOR	Approval
1424	6007-PLN-AGE-58-32-4211 SHEET 5	Cable Tray System. Alpha Plant	Drawing	Re v4	CIVIL -1	VENDOR	Approval
1425	6007-PLN-AGE-67-32-4221_ Sheet 1	Cable Tray System. Alpha Plant	Drawing	Re v3	CIVIL -1	VENDOR	Approval
1426	6007-PLN-AGE-67-32-4221_ Sheet 2	Cable Tray System. Alpha Plant	Drawing	Re v3	CIVIL -1	VENDOR	Approval
1427	6007-PLN-AGE-67-32-4221_ Sheet 3	Cable Tray System. Alpha Plant	Drawing	Re v3	CIVIL -1	VENDOR	Approval
1428	6007-PLN-AGE-67-32-4221_ Sheet 4	Cable Tray System. Central Plant	Drawing	Re v3	CIVIL -1	VENDOR	Approval
1429	6007-PLN-AGE-67-32-4403	Cable Tray System. Alpha Plant	Drawing	Re v2	CIVIL -1	VENDOR	Approval
1430	6007-PLN-AGE-67-32-4404	Cable Tray System. Alpha Plant	Drawing	Re v2	CIVIL -1	VENDOR	Approval
1431	6007-PLN-AGE-67-32-4405	Alpha Site Building 26. Alpha Plant	Drawing	Re v4	CIVIL -1	VENDOR	Approval
1432	6007-PLN-AGE-67-32-4406	Alpha Site Building 26. Alpha Plant	Drawing	Re v4	CIVIL -1	VENDOR	Approval
1433	6007-PLN-AGE-67-32-4407	Cable Tray System. Alpha Plant	Drawing	Re v0	CIVIL -1	VENDOR	Approval
1434	6007-PLN-AGE-74-54-2040	Cover sheet	Drawing	0	CIVIL -1	VENDOR	Approval
1435	6007-PLN-AGE-74-54-2041	General notes	Drawing	0	CIVIL -1	VENDOR	Approval
1436	6007-PLN-AGE-74-54-2042	Plan & base plate details	Drawing	0	CIVIL -1	VENDOR	Approval
1437	6007-PLN-AGE-74-54-2043	Elevations	Drawing	0	CIVIL -1	VENDOR	Approval
1438	6007-PLN-AGE-74-54-2044	Connection details	Drawing	0	CIVIL -1	VENDOR	Approval
1439	6007-PLN-AGE-74-54-2045	Connection details	Drawing	0	CIVIL -1	VENDOR	Approval
1440	6007-CAL-AGE-74-54-2020	Calculation report	Calculation	0	CIVIL -1	VENDOR	Approval
1441	6007-PLN-AGE-74-54-6040	Cover sheet	Drawing	0	CIVIL -1	VENDOR	Approval
1442	6007-PLN-AGE-74-54-6041	General notes	Drawing	0	CIVIL -1	VENDOR	Approval
1443	6007-PLN-AGE-74-54-6042	Plan & base plate details	Drawing	0	CIVIL -1	VENDOR	Approval
1444	6007-PLN-AGE-74-54-6043	Elevations	Drawing	0	CIVIL -1	VENDOR	Approval
1445	6007-PLN-AGE-74-54-6044	Connection details	Drawing	0	CIVIL -1	VENDOR	Approval
1446	6007-PLN-AGE-74-54-6045	Connection details	Drawing	0	CIVIL -1	VENDOR	Approval
1447	6007-CAL-AGE-74-54-6020	Calculation report	Calculation	0	CIVIL -1	VENDOR	Approval
1448	6007-CAL-CTS-58-52-1200	Calculation	Calculation	1	CIVIL -1	VENDOR	Approval
1449	6007-PLN-CTS-58-52-1200	GENERAL STRUCTURAL NOTES AND DETAILS	Drawing	2	CIVIL -1	VENDOR	Approval
1450	6007-PLN-CTS-58-52-1201	FOUNDATION PLANS	Drawing	2	CIVIL -1	VENDOR	Approval
1451	6007-CAL-CTS-58-52-5200	Calculation	Calculation	1	CIVIL -1	VENDOR	Approval
1452	6007-PLN-CTS-58-52-5200	GENERAL STRUCTURAL NOTES AND DETAILS	Drawing	2	CIVIL -1	VENDOR	Approval
1453	6007-PLN-CTS-58-52-5201	FOUNDATION PLANS	Drawing	2	CIVIL -1	VENDOR	Approval
1454	6007-PLN-AGE-74-54-2040	Cover sheet	Drawing	0	CIVIL -1	VENDOR	Approval
1455	6007-PLN-AGE-74-54-2041	General notes	Drawing	0	CIVIL -1	VENDOR	Approval
1456	6007-PLN-AGE-74-54-2042	Plan & base plate details	Drawing	0	CIVIL -1	VENDOR	Approval
1457	6007-PLN-AGE-74-54-2043	Elevations	Drawing	0	CIVIL -1	VENDOR	Approval
1458	6007-PLN-AGE-74-54-2044	Connection details	Drawing	0	CIVIL -1	VENDOR	Approval
1459	6007-PLN-AGE-74-54-2045	Connection details	Drawing	0	CIVIL -1	VENDOR	Approval
1460	6007-CAL-AGE-74-54-2020	Calculation report	Calculation	0	CIVIL -1	VENDOR	Approval
1461	6007-PLN-AGE-74-54-6040	Cover sheet	Drawing	0	CIVIL -1	VENDOR	Approval
1462	6007-PLN-AGE-74-54-6041	General notes	Drawing	0	CIVIL -1	VENDOR	Approval
1463	6007-PLN-AGE-74-54-6042	Plan & base plate details	Drawing	0	CIVIL -1	VENDOR	Approval
1464	6007-PLN-AGE-74-54-6043	Elevations	Drawing	0	CIVIL -1	VENDOR	Approval
1465	6007-PLN-AGE-74-54-6044	Connection details	Drawing	0	CIVIL -1	VENDOR	Approval
1466	6007-PLN-AGE-74-54-6045	Connection details	Drawing	0	CIVIL -1	VENDOR	Approval
1467	6007-CAL-AGE-74-54-6020	Calculation report	Calculation	0	CIVIL -1	VENDOR	Approval
1468	FoundationCalcs_20130529_s	Structural Calculations	Calculation	1	CIVIL -1	VENDOR	Approval
1469	MojaveFoundation20130531_S0.1	General Structures notes	letter	1	CIVIL -1	VENDOR	Approval
1470	MojaveFoundation20130531_S1.1	Mat Foundation Plan - Alpha and Beta Site	letter	1	CIVIL -1	VENDOR	Approval
1471	MojaveFoundation20130531_S2.1	Floor Framing Plan - Alpha and Beta Site	letter	1	CIVIL -1	VENDOR	Approval
1472	MojaveFoundation20130531_S3.1	Foundation Details	letter	1	CIVIL -1	VENDOR	Approval
1473	6007-PLN-AGE-35-52-4040	Foundation Plans, Elevation, & Details	Drawing	6	CIVIL -1	VENDOR	Approval
1474	6007-PLN-AGE-35-52-8040	Foundation Plans, Elevation, & Details	Drawing	6	CIVIL -1	VENDOR	Approval
1475	6007-PLN-AGE-29-55-3999_R01	Cover Sheet	Drawing	1	CIVIL -1	VENDOR	Approval
1476	6007-PLN-AGE-29-55-4002_R01	Underground plan	Drawing	1	CIVIL -1	VENDOR	Approval
1477	6007-PLN-AGE-29-55-4003_R01	Details	Drawing	1	CIVIL -1	VENDOR	Approval
1478	6007-PLN-AGE-29-55-7999_R01	Cover Sheet	Drawing	1	CIVIL -1	VENDOR	Approval
1479	6007-PLN-AGE-29-55-8002_R01	Underground plan	Drawing	1	CIVIL -1	VENDOR	Approval
1480	6007-PLN-AGE-29-55-8003_R01	Details	Drawing	1	CIVIL -1	VENDOR	Approval
1481	6007-CAL-AGE-58-54-3575	Calculation report	Calculation	1	CIVIL -1	VENDOR	Approval
1482	6007-PLN-AGE-58-54-3575	Cover sheet	Drawing	0	CIVIL -1	VENDOR	Approval
1483	6007-PLN-AGE-58-54-3576	General notes	Drawing	1	CIVIL -1	VENDOR	Approval
1484	6007-PLN-AGE-58-54-3577	Connections plan view	Drawing	2	CIVIL -1	VENDOR	Approval
1485	6007-PLN-AGE-58-54-3578	Connections sections	Drawing	2	CIVIL -1	VENDOR	Approval
1486	6007-CAL-AGE-58-54-7575	Calculation report	Calculation	1	CIVIL -1	VENDOR	Approval
1487	6007-PLN-AGE-58-54-7575	Cover sheet	Drawing	0	CIVIL -1	VENDOR	Approval
1488	6007-PLN-AGE-58-54-7576	General notes	Drawing	1	CIVIL -1	VENDOR	Approval
1489	6007-PLN-AGE-58-54-7577	Connections plan view	Drawing	2	CIVIL -1	VENDOR	Approval
1490	6007-PLN-AGE-58-54-7578	Connections sections	Drawing	2	CIVIL -1	VENDOR	Approval
1491	6007-CAL-AGE-16-54-4020_R00.pdf	Calculation report	Calculation	0	CIVIL -1	VENDOR	Approval
1492	6007-PLN-AGE-16-54-4020-R00.pdf	Cover sheet	Drawing	0	CIVIL -1	VENDOR	Approval
1493	6007-PLN-AGE-16-54-4021-R01.pdf	General notes	Drawing	1	CIVIL -1	VENDOR	Approval
1494	6007-PLN-AGE-16-54-4022-R00.pdf	Connections	Drawing	0	CIVIL -1	VENDOR	Approval
1495	6007-PLN-AGE-16-54-4023-R01.pdf	Connections. Details 1	Drawing	1	CIVIL -1	VENDOR	Approval
1496	6007-PLN-AGE-16-54-4024-R01.pdf	Connections. Details 2	Drawing	1	CIVIL -1	VENDOR	Approval
1497	6007-CAL-AGE-16-54-8020_R00.pdf	Calculation report	Calculation	0	CIVIL -1	VENDOR	Approval
1498	6007-PLN-AGE-16-54-8020-R00.pdf	Cover sheet	Drawing	0	CIVIL -1	VENDOR	Approval
1499	6007-PLN-AGE-16-54-8021-R01.pdf	General notes	Drawing	1	CIVIL -1	VENDOR	Approval
1500	6007-PLN-AGE-16-54-8022-R00.pdf	Connections	Drawing	0	CIVIL -1	VENDOR	Approval
1501	6007-PLN-AGE-16-54-8023-R01.pdf	Connections. Details 1	Drawing	1	CIVIL -1	VENDOR	Approval
1502	6007-PLN-AGE-16-54-8024-R01.pdf	Connections. Details 2	Drawing	1	CIVIL -1	VENDOR	Approval
1503	FoundationCalcs_20130529_s_ds2	Structural Calculations	Calculation	1	CIVIL -1	VENDOR	Approval
1504	MojaveFoundation20130531_S01_ds	General Structures notes	letter	1	CIVIL -1	VENDOR	Approval
1505	MojaveFoundation20130531_S11_ds	Mat Foundation Plan - Alpha and Beta Site	letter	1	CIVIL -1	VENDOR	Approval
1506	MojaveFoundation20130531_S21_ds	Floor Framing Plan - Alpha and Beta Site	letter	1	CIVIL -1	VENDOR	Approval
1507	MojaveFoundation20130531_S31_ds	Foundation Details	letter	1	CIVIL -1	VENDOR	Approval
1508	6007-PLN-AGE-11-50-0002	Plan 1	Drawing	5	CIVIL -1	VENDOR	Approval
1509	6007-PLN-AGE-11-50-0003	Plan 2	Drawing	5	CIVIL -1	VENDOR	Approval
1510	6007-PLN-AGE-11-50-0004	Plan 3	Drawing	5	CIVIL -1	VENDOR	Approval
1511	6007-PLN-AGE-29-50-6200	Cover Sheet	Drawing	1	CIVIL -1	VENDOR	Approval
1512	6007-PLN-AGE-29-50-6201	General Notes	Drawing	1	CIVIL -1	VENDOR	Approval
1513	6007-PLN-AGE-29-50-6202	Plan 1	Drawing	1	CIVIL -1	VENDOR	Approval
1514	6007-PLN-AGE-29-50-6203	Plan 2	Drawing	1	CIVIL -1	VENDOR	Approval
1515	6007-PLN-AGE-29-50-6204	Plan 3	Drawing	1	CIVIL -1	VENDOR	Approval
1516	6007-PLN-AGE-29-50-6205	Plan 4	Drawing	1	CIVIL -1	VENDOR	Approval
1517	6007-PLN-AGE-29-50-6206	Cross section and details	Drawing	0	CIVIL -1	VENDOR	Approval
1518	6007-PLN-CTS-58-52-1300_R2s	Alpha Site Generator Mat Slab. General and Structural Notes	Drawing	2	CIVIL -1	VENDOR	Approval
1519	6007-PLN-CTS-58-52-1301_R2s	Alpha Site Generator Mat Slab. Foundation Plans	Drawing	2	CIVIL -1	VENDOR	Approval
1520	6007-PLN-CTS-58-52-1302_R2s	Alpha Site Generator Mat Slab. Structural Details	Drawing	2	CIVIL -1	VENDOR	Approval
1521	6007-PLN-CTS-58-52-5300_R2s	Beta Site Generator Mat Slab. General and Structural Notes	Drawing	2	CIVIL -1	VENDOR	Approval
1522	6007-PLN-CTS-58-52-5301_R2s	Beta Site Generator Mat Slab. Foundation Plans	Drawing	2	CIVIL -1	VENDOR	Approval
1523	6007-PLN-CTS-58-52-5302_R2s	Beta Site Generator Mat Slab. Structural Details	Drawing	2	CIVIL -1	VENDOR	Approval
1524	6007-PLN-CTS-53-52-1500_R1s	Alpha. Cooling Tower Chemical Feed System. General Structural Notes	Drawing	1	CIVIL -1	VENDOR	Approval
1525	6007-PLN-CTS-53-52-1501_R1s	Alpha. Cooling Tower Chemical Feed System. Foundation Plan	Drawing	1	CIVIL -1	VENDOR	Approval
1526	6007-PLN-CTS-53-52-5500_R1s	Beta. Cooling Tower Chemical Feed System. General Structural Notes	Drawing	1	CIVIL -1	VENDOR	Approval
1527	6007-PLN-CTS-53-52-5501_R1s	Beta. Cooling Tower Chemical Feed System. Foundation Plan	Drawing	1	CIVIL -1	VENDOR	Approval
1528	6007-CAL-AGE-57-54-2200	Calc report. Structural Steel Frames. North-East field	Calculation	7	CIVIL -1	VENDOR	Approval
1529	6007-PLN-AGE-57-54-2200	Cover sheet. Structural Steel Frames. North-East field	Drawing	3	CIVIL -1	VENDOR	Approval
1530	6007-PLN-AGE-57-54-2201	General notes. Structural Steel Frames. North-East field	Drawing	5	CIVIL -1	VENDOR	Approval
1531	6007-PLN-AGE-57-54-2202	Frames and details I. Structural Steel Frames. North-East field	Drawing	5	CIVIL -1	VENDOR	Approval
1532	6007-CAL-AGE-57-54-2210	Calc report. Structural Steel Frames. East field	Calculation	6	CIVIL -1	VENDOR	Approval
1533	6007-PLN-AGE-57-54-2210	Cover sheet. Structural Steel Frames. East field	Drawing	3	CIVIL -1	VENDOR	Approval
1534	6007-PLN-AGE-57-54-2211	General notes. Structural Steel Frames. East field	Drawing	7	CIVIL -1	VENDOR	Approval
1535	6007-PLN-AGE-57-54-2212	Frames and details I. Structural Steel Frames. East field	Drawing	6	CIVIL -1	VENDOR	Approval
1536	6007-PLN-AGE-57-54-2213	Frames and details II. Structural Steel Frames. East field	Drawing	6	CIVIL -1	VENDOR	Approval
1537	6007-CAL-AGE-57-54-2220	Calc report. Structural Steel Frames. North-West field	Calculation	6	CIVIL -1	VENDOR	Approval
1538	6007-PLN-AGE-57-54-2220	Cover sheet. Structural Steel Frames. North-West field	Drawing	5	CIVIL -1	VENDOR	Approval
1539	6007-PLN-AGE-57-54-2221	General notes. Structural Steel Frames. North-West field	Drawing	7	CIVIL -1	VENDOR	Approval
1540	6007-PLN-AGE-57-54-2222	Frames and details I. Structural Steel Frames. North-West field	Drawing	6	CIVIL -1	VENDOR	Approval
1541	6007-PLN-AGE-57-54-2223	Frames and details II. Structural Steel Frames. North-West field	Drawing	6	CIVIL -1	VENDOR	Approval
1542	6007-PLN-AGE-57-54-2224	Frames and details III. Structural Steel Frames. North-West field	Drawing	6	CIVIL -1	VENDOR	Approval
1543	6007-CAL-AGE-57-54-2230	Calc report. Structural Steel Frames. West field	Calculation	6	CIVIL -1	VENDOR	Approval
1544	6007-PLN-AGE-57-54-2230	Cover sheet. Structural Steel Frames. West field	Drawing	2	CIVIL -1	VENDOR	Approval
1545	6007-PLN-AGE-57-54-2231	General notes. Structural Steel Frames. West field	Drawing	6	CIVIL -1	VENDOR	Approval
1546	6007-PLN-AGE-57-54-2232	Frames and details I. Structural Steel Frames. West field	Drawing	5	CIVIL -1	VENDOR	Approval

ABENER TEYMA
MOJAVE

Compliance No.:		GEN-2					
Job :		Mojave Solar Project					
Date: 7/8/14		Description: Civil Master Drawing List					
Line No.	Sheet No.	Description	Type of Document	Revision Number	Applicable Condition of Certification	Vendor Supplied or EOR	Reason for Submittal
1547	6007-PLN-AGE-57-54-2233	Frames and details II. Structural Steel Frames. West field	Drawing	5	CIVIL -1	VENDOR	Approval
1548	6007-CAL-AGE-57-54-4950	Calc report. Structural Steel Frames. PSV East field	Calculation	5	CIVIL -1	VENDOR	Approval
1549	6007-PLN-AGE-57-54-4950	Cover sheet. Structural Steel Frames. PSV East field	Drawing	2	CIVIL -1	VENDOR	Approval
1550	6007-PLN-AGE-57-54-4951	General notes. Structural Steel Frames. PSV East field	Drawing	4	CIVIL -1	VENDOR	Approval
1551	6007-PLN-AGE-57-54-4952	Frames and details I. Structural Steel Frames. PSV East field	Drawing	3	CIVIL -1	VENDOR	Approval
1552	6007-CAL-AGE-58-54-3600	Calc report. Structural Steel Frames. North Central Plant	Calculation	4	CIVIL -1	VENDOR	Approval
1553	6007-PLN-AGE-58-54-3600	Cover sheet. Structural Steel Frames. North Central Plant	Drawing	3	CIVIL -1	VENDOR	Approval
1554	6007-PLN-AGE-58-54-3601	General notes. Structural Steel Frames. North Central Plant	Drawing	5	CIVIL -1	VENDOR	Approval
1555	6007-PLN-AGE-58-54-3602	Frames and details I. Structural Steel Frames. North Central Plant	Drawing	3	CIVIL -1	VENDOR	Approval
1556	6007-CAL-AGE-57-54-6220	Calc report. Structural Steel Frames. North field	Calculation	4	CIVIL -1	VENDOR	Approval
1557	6007-PLN-AGE-57-54-6260	Cover sheet. Structural Steel Frames. North field	Drawing	1	CIVIL -1	VENDOR	Approval
1558	6007-PLN-AGE-57-54-6261	General notes. Structural Steel Frames. North field	Drawing	4	CIVIL -1	VENDOR	Approval
1559	6007-PLN-AGE-57-54-6262	Frames and details I. Structural Steel Frames. North field	Drawing	2	CIVIL -1	VENDOR	Approval
1560	6007-PLN-AGE-57-54-6263	Frames and details II. Structural Steel Frames. North field	Drawing	1	CIVIL -1	VENDOR	Approval
1561	6007-PLN-AGE-57-54-6264	Frames and details III. Structural Steel Frames. North field	Drawing	2	CIVIL -1	VENDOR	Approval
1562	6007-CAL-AGE-57-54-6200	Calc report. Structural Steel Frames. South field	Calculation	4	CIVIL -1	VENDOR	Approval
1563	6007-PLN-AGE-57-54-6200	Cover sheet. Structural Steel Frames. South field	Drawing	1	CIVIL -1	VENDOR	Approval
1564	6007-PLN-AGE-57-54-6201	General notes. Structural Steel Frames. South field	Drawing	4	CIVIL -1	VENDOR	Approval
1565	6007-PLN-AGE-57-54-6202	Frames and details I. Structural Steel Frames. South field	Drawing	2	CIVIL -1	VENDOR	Approval
1566	6007-PLN-AGE-57-54-6203	Frames and details II. Structural Steel Frames. South field	Drawing	1	CIVIL -1	VENDOR	Approval
1567	6007-PLN-AGE-57-54-6204	Frames and details III. Structural Steel Frames. South field	Drawing	2	CIVIL -1	VENDOR	Approval
1568	6007-PLN-AGE-57-54-6205	Frames and details IV. Structural Steel Frames. South field	Drawing	2	CIVIL -1	VENDOR	Approval
1569	6007-CAL-AGE-57-54-6210	Calc report. Structural Steel Frames. West field	Calculation	5	CIVIL -1	VENDOR	Approval
1570	6007-PLN-AGE-57-54-6240	Cover sheet. Structural Steel Frames. West field	Drawing	2	CIVIL -1	VENDOR	Approval
1571	6007-PLN-AGE-57-54-6241	General notes. Structural Steel Frames. West field	Drawing	4	CIVIL -1	VENDOR	Approval
1572	6007-PLN-AGE-57-54-6242	Frames and details I. Structural Steel Frames. West field	Drawing	4	CIVIL -1	VENDOR	Approval
1573	6007-CAL-AGE-57-54-6230	Calc report. Structural Steel Frames. Far West field	Calculation	5	CIVIL -1	VENDOR	Approval
1574	6007-PLN-AGE-57-54-6280	Cover sheet. Structural Steel Frames. Far West field	Drawing	1	CIVIL -1	VENDOR	Approval
1575	6007-PLN-AGE-57-54-6281	General notes. Structural Steel Frames. Far West field	Drawing	4	CIVIL -1	VENDOR	Approval
1576	6007-PLN-AGE-57-54-6282	Frames and details I. Structural Steel Frames. Far West field	Drawing	4	CIVIL -1	VENDOR	Approval
1577	6007-PLN-AGE-57-54-6283	Frames and details II. Structural Steel Frames. Far West field	Drawing	4	CIVIL -1	VENDOR	Approval
1578	6007-CAL-AGE-57-54-7950	Calc report. Structural Steel Frames. PSV East field	Calculation	4	CIVIL -1	VENDOR	Approval
1579	6007-PLN-AGE-57-54-7950	Cover sheet. Structural Steel Frames. PSV East field	Drawing	1	CIVIL -1	VENDOR	Approval
1580	6007-PLN-AGE-57-54-7951	General notes. Structural Steel Frames. PSV East field	Drawing	3	CIVIL -1	VENDOR	Approval
1581	6007-PLN-AGE-57-54-7952	Frames and details I. Structural Steel Frames. PSV East field	Drawing	2	CIVIL -1	VENDOR	Approval
1582	6007-CAL-AGE-57-54-7960	Calc report. Structural Steel Frames. PSV West field	Calculation	5	CIVIL -1	VENDOR	Approval
1583	6007-PLN-AGE-57-54-7960	Cover sheet. Structural Steel Frames. PSV West field	Drawing	2	CIVIL -1	VENDOR	Approval
1584	6007-PLN-AGE-57-54-7961	General notes. Structural Steel Frames. PSV West field	Drawing	4	CIVIL -1	VENDOR	Approval
1585	6007-PLN-AGE-57-54-7962	Frames and details I. Structural Steel Frames. PSV West field	Drawing	4	CIVIL -1	VENDOR	Approval
1586	6007-CAL-AGE-58-54-6405	Calc report. Structural Steel Frames. South Central Plant	Calculation	4	CIVIL -1	VENDOR	Approval
1587	6007-PLN-AGE-58-54-6400	Cover sheet. Structural Steel Frames. South Central Plant	Drawing	2	CIVIL -1	VENDOR	Approval
1588	6007-PLN-AGE-58-54-6401	General notes. Structural Steel Frames. South Central Plant	Drawing	4	CIVIL -1	VENDOR	Approval
1589	6007-PLN-AGE-58-54-6402	Frames and details I. Structural Steel Frames. South Central Plant	Drawing	3	CIVIL -1	VENDOR	Approval
1590	6007-CAL-AGE-58-54-6410	Calc report. Structural Steel Frames. North Central Plant	Calculation	3	CIVIL -1	VENDOR	Approval
1591	6007-PLN-AGE-58-54-6410	Cover sheet. Structural Steel Frames. North Central Plant	Drawing	4	CIVIL -1	VENDOR	Approval
1592	6007-PLN-AGE-58-54-6411	General notes. Structural Steel Frames. North Central Plant	Drawing	4	CIVIL -1	VENDOR	Approval
1593	6007-PLN-AGE-58-54-6412	Frames and details I. Structural Steel Frames. North Central Plant	Drawing	5	CIVIL -1	VENDOR	Approval
1594	6007-PLN-AGE-58-54-6413	Frames and details II. Structural Steel Frames. North Central Plant	Drawing	5	CIVIL -1	VENDOR	Approval
1595	6007-CAL-AGE-67-52-4600	Calculations report	Calculation	0	CIVIL -1	VENDOR	Approval
1596	6007-PLN-AGE-67-52-4600	Cover Sheet	Drawing	1	CIVIL -1	VENDOR	Approval
1597	6007-PLN-AGE-67-52-4620	General notes	Drawing	0	CIVIL -1	VENDOR	Approval
1598	6007-PLN-AGE-67-52-4640	Plan	Drawing	1	CIVIL -1	VENDOR	Approval
1599	6007-PLN-AGE-67-52-4641	Pipping support coordinates	Drawing	1	CIVIL -1	VENDOR	Approval
1600	6007-PLN-AGE-67-52-4642	Details	Drawing	1	CIVIL -1	VENDOR	Approval
1601	6007-PLN-AGE-67-52-4643	Anchor bolts	Drawing	0	CIVIL -1	VENDOR	Approval
1602	6007-CAL-AGE-67-52-8600	Calculations report	Calculation	0	CIVIL -1	VENDOR	Approval
1603	6007-PLN-AGE-67-52-8600	Cover Sheet	Drawing	1	CIVIL -1	VENDOR	Approval
1604	6007-PLN-AGE-67-52-8620	General notes	Drawing	0	CIVIL -1	VENDOR	Approval
1605	6007-PLN-AGE-67-52-8640	Plan	Drawing	1	CIVIL -1	VENDOR	Approval
1606	6007-PLN-AGE-67-52-8641	Pipping support coordinates	Drawing	1	CIVIL -1	VENDOR	Approval
1607	6007-PLN-AGE-67-52-8642	Details	Drawing	1	CIVIL -1	VENDOR	Approval
1608	6007-PLN-AGE-67-52-8643	Anchor bolts	Drawing	0	CIVIL -1	VENDOR	Approval
1609	6007-CAL-AGE-16-54-4020	Calculations report	Calculation	0	CIVIL -1	VENDOR	Approval
1610	Input Data and Joint Forces Alpha	Input Data and Joint Forces Alpha	letter	0	CIVIL -1	VENDOR	Approval
1611	6007-PLN-AGE-16-54-4020	Cover Sheet	Drawing	0	CIVIL -1	VENDOR	Approval
1612	6007-PLN-AGE-16-54-4021	General notes	Drawing	2	CIVIL -1	VENDOR	Approval
1613	6007-PLN-AGE-16-54-4022	Connections	Drawing	1	CIVIL -1	VENDOR	Approval
1614	6007-PLN-AGE-16-54-4023	Details 1	Drawing	2	CIVIL -1	VENDOR	Approval
1615	6007-PLN-AGE-16-54-4024	Details 2	Drawing	2	CIVIL -1	VENDOR	Approval
1616	6007-CAL-AGE-16-54-8020	Calculations report	Calculation	0	CIVIL -1	VENDOR	Approval
1617	Input Data and Joint Forces Beta	Input Data and Joint Forces Beta	letter	0	CIVIL -1	VENDOR	Approval
1618	6007-PLN-AGE-16-54-8020	Cover Sheet	Drawing	0	CIVIL -1	VENDOR	Approval
1619	6007-PLN-AGE-16-54-8021	General notes	Drawing	2	CIVIL -1	VENDOR	Approval
1620	6007-PLN-AGE-16-54-8022	Connections	Drawing	1	CIVIL -1	VENDOR	Approval
1621	6007-PLN-AGE-16-54-8023	Details 1	Drawing	2	CIVIL -1	VENDOR	Approval
1622	6007-PLN-AGE-16-54-8024	Details 2	Drawing	2	CIVIL -1	VENDOR	Approval
1623	6007-CAL-AGE-25-52-4600	Calculations report	Calculation	0	CIVIL -1	VENDOR	Approval
1624	6007-PLN-AGE-25-52-4600	Cover Sheet	Drawing	1	CIVIL -1	VENDOR	Approval
1625	6007-PLN-AGE-25-52-4620	General Notes	Drawing	1	CIVIL -1	VENDOR	Approval
1626	6007-PLN-AGE-25-52-4640	Plans and details	Drawing	2	CIVIL -1	VENDOR	Approval
1627	6007-CAL-AGE-25-52-8600	Calculations report	Calculation	0	CIVIL -1	VENDOR	Approval
1628	6007-PLN-AGE-25-52-8600	Cover Sheet	Drawing	2	CIVIL -1	VENDOR	Approval
1629	6007-PLN-AGE-25-52-8620	General Notes	Drawing	1	CIVIL -1	VENDOR	Approval
1630	6007-PLN-AGE-25-52-8640	Plans and details	Drawing	2	CIVIL -1	VENDOR	Approval
1631	6007-CAL-AGE-25-54-4160	Calculation report	Calculation	0	CIVIL -1	VENDOR	Approval
1632	6007-PLN-AGE-25-54-4160	Cover Sheet	Drawing	0	CIVIL -1	VENDOR	Approval
1633	6007-PLN-AGE-25-54-4161	General notes	Drawing	0	CIVIL -1	VENDOR	Approval
1634	6007-PLN-AGE-25-54-4162	Plans and elevations	Drawing	0	CIVIL -1	VENDOR	Approval
1635	6007-PLN-AGE-25-54-4163	Connections details	Drawing	0	CIVIL -1	VENDOR	Approval
1636	6007-PLN-AGE-25-54-4164	Connections details	Drawing	0	CIVIL -1	VENDOR	Approval
1637	6007-CAL-AGE-25-54-4260	Calculation report	Calculation	0	CIVIL -1	VENDOR	Approval
1638	6007-PLN-AGE-25-54-4260	Cover Sheet	Drawing	0	CIVIL -1	VENDOR	Approval
1639	6007-PLN-AGE-25-54-4261	General notes	Drawing	0	CIVIL -1	VENDOR	Approval
1640	6007-PLN-AGE-25-54-4262	Plans	Drawing	0	CIVIL -1	VENDOR	Approval
1641	6007-PLN-AGE-25-54-4263	Elevations	Drawing	0	CIVIL -1	VENDOR	Approval
1642	6007-PLN-AGE-25-54-4264	Connections details	Drawing	0	CIVIL -1	VENDOR	Approval
1643	6007-PLN-AGE-25-54-4265	Connections details	Drawing	0	CIVIL -1	VENDOR	Approval
1644	6007-CAL-AGE-25-54-8160	Calculation report	Calculation	0	CIVIL -1	VENDOR	Approval
1645	6007-PLN-AGE-25-54-8160	Cover Sheet	Drawing	0	CIVIL -1	VENDOR	Approval
1646	6007-PLN-AGE-25-54-8161	General notes	Drawing	0	CIVIL -1	VENDOR	Approval
1647	6007-PLN-AGE-25-54-8162	Plans and elevations	Drawing	0	CIVIL -1	VENDOR	Approval
1648	6007-PLN-AGE-25-54-8163	Connections details	Drawing	0	CIVIL -1	VENDOR	Approval
1649	6007-PLN-AGE-25-54-8164	Connections details	Drawing	0	CIVIL -1	VENDOR	Approval
1650	6007-CAL-AGE-25-54-8260	Calculation report	Calculation	0	CIVIL -1	VENDOR	Approval
1651	6007-PLN-AGE-25-54-8260	Cover Sheet	Drawing	0	CIVIL -1	VENDOR	Approval
1652	6007-PLN-AGE-25-54-8261	General notes	Drawing	0	CIVIL -1	VENDOR	Approval
1653	6007-PLN-AGE-25-54-8262	Plans	Drawing	0	CIVIL -1	VENDOR	Approval
1654	6007-PLN-AGE-25-54-8263	Elevations	Drawing	0	CIVIL -1	VENDOR	Approval
1655	6007-PLN-AGE-25-54-8264	Connections details	Drawing	0	CIVIL -1	VENDOR	Approval
1656	6007-PLN-AGE-25-54-8265	Connections details	Drawing	0	CIVIL -1	VENDOR	Approval
1657	6007-CAL-AGE-00-52-4080	Calculation report	Calculation	0	CIVIL -1	VENDOR	Approval
1658	6007-PLN-AGE-00-52-4080	Cover Sheet	Drawing	0	CIVIL -1	VENDOR	Approval
1659	6007-PLN-AGE-00-52-4081	General notes	Drawing	0	CIVIL -1	VENDOR	Approval
1660	6007-PLN-AGE-00-52-4082	Foundations plan I	Drawing	0	CIVIL -1	VENDOR	Approval
1661	6007-PLN-AGE-00-52-4083	Foundations plan II	Drawing	0	CIVIL -1	VENDOR	Approval
1662	6007-PLN-AGE-00-52-4084	Coordinates	Drawing	1	CIVIL -1	VENDOR	Approval
1663	6007-PLN-AGE-00-52-4085	Sections and details	Drawing	1	CIVIL -1	VENDOR	Approval
1664	6007-CAL-AGE-00-52-8080	Calculation report	Calculation	0	CIVIL -1	VENDOR	Approval
1665	6007-PLN-AGE-00-52-8080	Cover Sheet	Drawing	0	CIVIL -1	VENDOR	Approval
1666	6007-PLN-AGE-00-52-8081	General notes	Drawing	0	CIVIL -1	VENDOR	Approval
1667	6007-PLN-AGE-00-52-8082	Foundations plan I	Drawing	0	CIVIL -1	VENDOR	Approval
1668	6007-PLN-AGE-00-52-8083	Foundations plan II	Drawing	0	CIVIL -1	VENDOR	Approval
1669	6007-PLN-AGE-00-52-8084	Coordinates	Drawing	1	CIVIL -1	VENDOR	Approval
1670	6007-PLN-AGE-00-52-8085	Sections and details I	Drawing	0	CIVIL -1	VENDOR	Approval
1671	6007-PLN-AGE-00-52-8086	Sections and details II	Drawing	0	CIVIL -1	VENDOR	Approval

ABENER TEYMA
MOJAVE

Compliance No.:		GEN-2					
Job :		Mojave Solar Project					
Date: 7/8/14		Description: Civil Master Drawing List					
Line No.	Sheet No.	Description	Type of Document	Revision Number	Applicable Condition of Certification	Vendor Supplied or EOR	Reason for Submittal
1672	6007-CAL-AGE-67-54-4700	Calculation report	Calculation	1	CIVIL -1	VENDOR	Approval
1673	6007-PLN-AGE-67-54-4700	Cover sheet	Drawing	2	CIVIL -1	VENDOR	Approval
1674	6007-PLN-AGE-67-54-4720	General notes	Drawing	1	CIVIL -1	VENDOR	Approval
1675	6007-PLN-AGE-67-54-4740	Plan view	Drawing	1	CIVIL -1	VENDOR	Approval
1676	6007-PLN-AGE-67-54-4741	Details	Drawing	2	CIVIL -1	VENDOR	Approval
1677	6007-CAL-AGE-67-54-8700	Calculation report	Calculation	1	CIVIL -1	VENDOR	Approval
1678	6007-PLN-AGE-67-54-8700	Cover sheet	Drawing	2	CIVIL -1	VENDOR	Approval
1679	6007-PLN-AGE-67-54-8720	General notes	Drawing	1	CIVIL -1	VENDOR	Approval
1680	6007-PLN-AGE-67-54-8740	Plan view	Drawing	1	CIVIL -1	VENDOR	Approval
1681	6007-PLN-AGE-67-54-8741	Details	Drawing	2	CIVIL -1	VENDOR	Approval
1682	6007-PLN-AGE-00-52-4600_R00.pdf	Cover sheet	Drawing	0	CIVIL -1	VENDOR	Approval
1683	6007-PLN-AGE-00-52-4601_R00.pdf	General notes	Drawing	0	CIVIL -1	VENDOR	Approval
1684	6007-PLN-AGE-00-52-4602_R00.pdf	Foundation plan I	Drawing	0	CIVIL -1	VENDOR	Approval
1685	6007-PLN-AGE-00-52-4603_R00.pdf	Foundation plan II	Drawing	0	CIVIL -1	VENDOR	Approval
1686	6007-PLN-AGE-00-52-4604_R00.pdf	Foundation plan III	Drawing	0	CIVIL -1	VENDOR	Approval
1687	6007-PLN-AGE-00-52-4605_R00.pdf	Coordinates	Drawing	0	CIVIL -1	VENDOR	Approval
1688	6007-PLN-AGE-00-52-4606_R00.pdf	Sections and details	Drawing	0	CIVIL -1	VENDOR	Approval
1689	6007-CAL-AGE-00-52-4600-R00.pdf	Calculation report	Calculation	0	CIVIL -1	VENDOR	Approval
1690	6007-PLN-AGE-00-54-4600_R00.pdf	Cover sheet	Drawing	0	CIVIL -1	VENDOR	Approval
1691	6007-PLN-AGE-00-54-4601_R00.pdf	General notes	Drawing	0	CIVIL -1	VENDOR	Approval
1692	6007-PLN-AGE-00-54-4602_R00.pdf	Steel plan I	Drawing	0	CIVIL -1	VENDOR	Approval
1693	6007-PLN-AGE-00-54-4603_R00.pdf	Steel plan II	Drawing	0	CIVIL -1	VENDOR	Approval
1694	6007-PLN-AGE-00-54-4604_R00.pdf	Steel plan III	Drawing	0	CIVIL -1	VENDOR	Approval
1695	6007-PLN-AGE-00-54-4605_R00.pdf	Coordinates I	Drawing	0	CIVIL -1	VENDOR	Approval
1696	6007-PLN-AGE-00-54-4606_R00.pdf	Coordinates II	Drawing	0	CIVIL -1	VENDOR	Approval
1697	6007-PLN-AGE-00-54-4607_R00.pdf	Coordinates III	Drawing	0	CIVIL -1	VENDOR	Approval
1698	6007-PLN-AGE-00-54-4608_R00.pdf	Sections and details I	Drawing	0	CIVIL -1	VENDOR	Approval
1699	6007-PLN-AGE-00-54-4609_R00.pdf	Sections and details II	Drawing	0	CIVIL -1	VENDOR	Approval
1700	6007-PLN-AGE-00-54-4610_R00.pdf	Sections and details III	Drawing	0	CIVIL -1	VENDOR	Approval
1701	6007-CAL-AGE-00-54-4600-R00.pdf	Calculation report	Calculation	0	CIVIL -1	VENDOR	Approval
1702	6007-PLN-AGE-00-52-8600_R00.pdf	Cover sheet	Drawing	0	CIVIL -1	VENDOR	Approval
1703	6007-PLN-AGE-00-52-8601_R00.pdf	General notes	Drawing	0	CIVIL -1	VENDOR	Approval
1704	6007-PLN-AGE-00-52-8602_R00.pdf	Foundation plan I	Drawing	0	CIVIL -1	VENDOR	Approval
1705	6007-PLN-AGE-00-52-8603_R00.pdf	Foundation plan II	Drawing	0	CIVIL -1	VENDOR	Approval
1706	6007-PLN-AGE-00-52-8604_R00.pdf	Foundation plan III	Drawing	0	CIVIL -1	VENDOR	Approval
1707	6007-PLN-AGE-00-52-8605_R00.pdf	Coordinates	Drawing	0	CIVIL -1	VENDOR	Approval
1708	6007-PLN-AGE-00-52-8606_R00.pdf	Sections and details	Drawing	0	CIVIL -1	VENDOR	Approval
1709	6007-CAL-AGE-00-52-8600-R00.pdf	Calculation report	Calculation	0	CIVIL -1	VENDOR	Approval
1710	6007-PLN-AGE-00-54-8600_R00.pdf	Cover sheet	Drawing	0	CIVIL -1	VENDOR	Approval
1711	6007-PLN-AGE-00-54-8601_R00.pdf	General notes	Drawing	0	CIVIL -1	VENDOR	Approval
1712	6007-PLN-AGE-00-54-8602_R00.pdf	Steel plan I	Drawing	0	CIVIL -1	VENDOR	Approval
1713	6007-PLN-AGE-00-54-8603_R00.pdf	Steel plan II	Drawing	0	CIVIL -1	VENDOR	Approval
1714	6007-PLN-AGE-00-54-8604_R00.pdf	Steel plan III	Drawing	0	CIVIL -1	VENDOR	Approval
1715	6007-PLN-AGE-00-54-8605_R00.pdf	Coordinates I	Drawing	0	CIVIL -1	VENDOR	Approval
1716	6007-PLN-AGE-00-54-8606_R00.pdf	Coordinates II	Drawing	0	CIVIL -1	VENDOR	Approval
1717	6007-PLN-AGE-00-54-8607_R00.pdf	Coordinates III	Drawing	0	CIVIL -1	VENDOR	Approval
1718	6007-PLN-AGE-00-54-8608_R00.pdf	Sections and details I	Drawing	0	CIVIL -1	VENDOR	Approval
1719	6007-CAL-AGE-00-54-8600-R00.pdf	Calculation report	Calculation	0	CIVIL -1	VENDOR	Approval
1720	6007-PLN-AGE-00-50-S001	General civil and structural notes	Drawing	3	CIVIL -1	VENDOR	Approval
1721	6007-PLN-AGE-00-50-S001	General civil and structural notes	Drawing	3	CIVIL -1	VENDOR	Approval
1722	6007-PLN-AGE-00-02-L003	Central Plant Layout Alpha Plant	Drawing	12	CIVIL -1	VENDOR	Approval
1723	6007-PLN-AGE-00-02-L004	Central Plant Layout Beta Plant	Drawing	12	CIVIL -1	VENDOR	Approval
1724	6007-PLN-CTS-58-52-1201	Alpha Site Fire Protection Foundation Plans	Drawing	5	CIVIL -1	VENDOR	Approval
1725	6007-PLN-CTS-58-52-5201	Beta Site Fire Protection Foundation Plans	Drawing	5	CIVIL -1	VENDOR	Approval
1726	6007-PLN-ATM-00-33-FPV1	Grounding Ring for Fire Protection Alpha	Drawing	0	CIVIL -1	VENDOR	Approval
1727	6007-PLN-ATM-00-33-FPV2	Grounding Ring for Fire Protection Beta	Drawing	0	CIVIL -1	VENDOR	Approval
1728	6007-PLN-CTS-57-52-1701_R1	FOUNDATION PLAN – BLDGS 101 AND 102	Drawing	1	CIVIL -1	VENDOR	Approval
1729	6007-PLN-CTS-57-52-1702_R1	FOUNDATION PLAN – BLDGS 103 AND 104	Drawing	1	CIVIL -1	VENDOR	Approval
1730	6007-PLN-CTS-57-52-1703_R1	FOUNDATION DETAILS	Drawing	1	CIVIL -1	VENDOR	Approval
1731	6007-PLN-CTS-57-52-6701_R1	FOUNDATION PLAN – BLDGS 105 AND 106	Drawing	1	CIVIL -1	VENDOR	Approval
1732	6007-PLN-CTS-57-52-6702_R1	FOUNDATION PLAN – BLDGS 107 AND 108	Drawing	1	CIVIL -1	VENDOR	Approval
1733	6007-PLN-CTS-57-52-6703_R1	FOUNDATION PLAN – BULDG 109	Drawing	1	CIVIL -1	VENDOR	Approval
1734	6007-PLN-CTS-57-52-6704 R1	FOUNDATION DETAILS	Drawing	1	CIVIL -1	VENDOR	Approval
1735	6007-PLN-CTS-53-52-1500	Revised Seismic Notes	Drawing	2	CIVIL -1	VENDOR	Approval
1736	6007-CAL-CTS-53-52-1500	Revised Calculations	Calculation	1	CIVIL -1	VENDOR	Approval
1737	6007-CAL-CTS-53-52-1501	City Response Letter	Calculation	1	CIVIL -1	VENDOR	Approval
1738	6007-PLN-CTS-53-52-5500	Revised Seismic Notes	Drawing	2	CIVIL -1	VENDOR	Approval
1739	6007-CAL-CTS-53-52-5500	Revised Calculations	Calculation	1	CIVIL -1	VENDOR	Approval
1740	6007-CAL-CTS-53-52-5501	City Response Letter	Calculation	1	CIVIL -1	VENDOR	Approval
1741	6007-PLN-CTS-58-52-1300	GENERAL STRUCTURAL NOTES	Drawing	3	CIVIL -1	VENDOR	Approval
1742	6007-CAL-CTS-58-52-1300	STRUCTURAL CALCULATIONS	Calculation	1	CIVIL -1	VENDOR	Approval
1743	6007-CAL-CTS-58-52-1301	STRUCTURAL RESPONSE LETTER	Calculation	0	CIVIL -1	VENDOR	Approval
1744	6007-PLN-CTS-58-52-5300	GENERAL STRUCTURAL NOTES	Drawing	3	CIVIL -1	VENDOR	Approval
1745	6007-CAL-CTS-58-52-5300	STRUCTURAL CALCULATIONS	Calculation	1	CIVIL -1	VENDOR	Approval
1746	6007-CAL-CTS-58-52-5301	STRUCTURAL RESPONSE LETTER	Calculation	0	CIVIL -1	VENDOR	Approval
1747	6007-CAL-AGE-67-52-4600	Calculation report	Calculation	1	CIVIL -1	VENDOR	Approval
1748	6007-PLN-AGE-67-52-4600	Cover sheet	Drawing	1	CIVIL -1	VENDOR	Approval
1749	6007-PLN-AGE-67-52-4620	General notes	Drawing	0	CIVIL -1	VENDOR	Approval
1750	6007-PLN-AGE-67-52-4640	Plan	Drawing	2	CIVIL -1	VENDOR	Approval
1751	6007-PLN-AGE-67-52-4641	Piping support coordinates	Drawing	1	CIVIL -1	VENDOR	Approval
1752	6007-PLN-AGE-67-52-4642	Details	Drawing	2	CIVIL -1	VENDOR	Approval
1753	6007-PLN-AGE-67-52-4643	Anchor bolts	Drawing	0	CIVIL -1	VENDOR	Approval
1754	6007-CAL-AGE-67-52-8600	Calculation report	Calculation	1	CIVIL -1	VENDOR	Approval
1755	6007-PLN-AGE-67-52-8600	Cover sheet	Drawing	1	CIVIL -1	VENDOR	Approval
1756	6007-PLN-AGE-67-52-8620	General notes	Drawing	0	CIVIL -1	VENDOR	Approval
1757	6007-PLN-AGE-67-52-8640	Plan	Drawing	2	CIVIL -1	VENDOR	Approval
1758	6007-PLN-AGE-67-52-8641	Piping support coordinates	Drawing	1	CIVIL -1	VENDOR	Approval
1759	6007-PLN-AGE-67-52-8642	Details	Drawing	2	CIVIL -1	VENDOR	Approval
1760	6007-PLN-AGE-67-52-8643	Anchor bolts	Drawing	0	CIVIL -1	VENDOR	Approval
1761	6007-PLN-AGE-25-52-4600	Cover sheet	Drawing	1	CIVIL -1	VENDOR	Approval
1762	6007-PLN-AGE-25-52-4620	General Notes	Drawing	1	CIVIL -1	VENDOR	Approval
1763	6007-PLN-AGE-25-52-4640	Plan & Details	Drawing	2	CIVIL -1	VENDOR	Approval
1764	6007-CAL-AGE-25-52-4600	Calculation report	Calculation	1	CIVIL -1	VENDOR	Approval
1765	6007-PLN-AGE-25-52-8600	Cover sheet	Drawing	2	CIVIL -1	VENDOR	Approval
1766	6007-PLN-AGE-25-52-8620	General Notes	Drawing	1	CIVIL -1	VENDOR	Approval
1767	6007-PLN-AGE-25-52-8640	Plan & Details	Drawing	2	CIVIL -1	VENDOR	Approval
1768	6007-CAL-AGE-25-52-8600	Calculation report	Calculation	1	CIVIL -1	VENDOR	Approval
1769	6007-PLN-AGE-58-52-2690	Cover sheet	Drawing	1	CIVIL -1	VENDOR	Approval
1770	6007-PLN-AGE-58-52-2691	General Notes	Drawing	0	CIVIL -1	VENDOR	Approval
1771	6007-PLN-AGE-58-52-2692	Fundation , Sections & Details	Drawing	1	CIVIL -1	VENDOR	Approval
1772	6007-CAL-AGE-58-52-2690	Calculation report	Calculation	1	CIVIL -1	VENDOR	Approval
1773	6007-PLN-AGE-58-52-6690	Cover sheet	Drawing	1	CIVIL -1	VENDOR	Approval
1774	6007-PLN-AGE-58-52-6691	General Notes	Drawing	0	CIVIL -1	VENDOR	Approval
1775	6007-PLN-AGE-58-52-6692	Fundation , Sections & Details	Drawing	1	CIVIL -1	VENDOR	Approval
1776	6007-CAL-AGE-58-52-6690	Calculation report	Calculation	1	CIVIL -1	VENDOR	Approval
1777	6007-PLN-AGE-00-50-S001	Gral. Civil and structure notes	Drawing	3	CIVIL -1	VENDOR	Approval
1778	6007-CAL-MBS-18-60-0001	TITLE-24 MECHANICAL & ENVELOPE CALCS	Calculation	0	CIVIL -1	VENDOR	Approval
1779	6007-CAL-MBS-18-54-0001	STRUCTURAL CALCULATIONS	Calculation	2	CIVIL -1	VENDOR	Approval
1780	6007-CAL-MBS-18-52-0001	FOUNDATION CALCULATIONS	Calculation	2	CIVIL -1	VENDOR	Approval
1781	6007-CAL-MBS-18-57-0001	ELEVATOR CALCULATIONS	Calculation	1	CIVIL -1	VENDOR	Approval
1782	6007-CAL-MBS-18-40-0001	TITLE 24 ELECTRICAL CALCS	Calculation	0	CIVIL -1	VENDOR	Approval
1783	6007-PLN-MBS-18-40-0001	ELECTRICAL POWER PLAN (1st STORY)	Drawing	1	CIVIL -1	VENDOR	Approval
1784	6007-PLN-MBS-18-40-0002	ELECTRICAL POWER PLAN (2nd STORY)	Drawing	1	CIVIL -1	VENDOR	Approval
1785	6007-PLN-MBS-18-40-0003	ELECTRICAL LIGHTING PLAN (1st STORY)	Drawing	1	CIVIL -1	VENDOR	Approval
1786	6007-PLN-MBS-18-40-0004	ELECTRICAL LIGHTING PLAN (2nd STORY)	Drawing	1	CIVIL -1	VENDOR	Approval
1787	6007-PLN-MBS-18-40-0005	ELECTRICAL NOTES, DETAILS, SINGLE LINE DIAGRAM & PANEL SCHEDULES	Drawing	1	CIVIL -1	VENDOR	Approval
1788	6007-PLN-MBS-18-52-0001	FOUNDATION PLAN	Drawing	3	CIVIL -1	VENDOR	Approval
1789	6007-PLN-MBS-18-52-0002	FOUNDATION DETAILS	Drawing	3	CIVIL -1	VENDOR	Approval
1790	6007-PLN-MBS-18-52-0003	FOUNDATION DETAILS	Drawing	3	CIVIL -1	VENDOR	Approval
1791	6007-PLN-MBS-18-52-0004	FOUNDATION DETAILS	Drawing	3	CIVIL -1	VENDOR	Approval
1792	6007-PLN-MBS-18-54-0001	COVER SHEET & BUILDING DATA	Drawing	2	CIVIL -1	VENDOR	Approval
1793	6007-PLN-MBS-18-54-0002	OVERALL STRUCTURAL KEY PLAN (LOWER STORY)	Drawing	3	CIVIL -1	VENDOR	Approval
1794	6007-PLN-MBS-18-54-0003	STRUCTURAL KEY PLANS (LOWER STORY)	Drawing	0	CIVIL -1	VENDOR	Approval
1795	6007-PLN-MBS-18-54-0004	STRUCTURAL KEY PLANS (LOWER STORY)	Drawing	0	CIVIL -1	VENDOR	Approval
1796	6007-PLN-MBS-18-54-0005	STRUCTURAL KEY PLANS (LOWER STORY)	Drawing	1	CIVIL -1	VENDOR	Approval

ABENER TEYMA
MOJAVE

Compliance No.:		GEN-2					
Job :		Mojave Solar Project					
Date: 7/8/14		Description: Civil Master Drawing List					
Line No.	Sheet No.	Description	Type of Document	Revision Number	Applicable Condition of Certification	Vendor Supplied or EOR	Reason for Submittal
1797	6007-PLN-MBS-18-54-0006	OVERALL STRUCTURAL KEY PLAN (UPPER STORY)	Drawing	0	CIVIL -1	VENDOR	Approval
1798	6007-PLN-MBS-18-54-0007	STRUCTURAL KEY PLAN (UPPER STORY)	Drawing	0	CIVIL -1	VENDOR	Approval
1799	6007-PLN-MBS-18-54-0008	TYPICAL TRANSVERSE CROSS SECTION	Drawing	0	CIVIL -1	VENDOR	Approval
1800	6007-PLN-MBS-18-54-0009	TYPICAL LONGITUDINAL CROSS SECTION	Drawing	0	CIVIL -1	VENDOR	Approval
1801	6007-PLN-MBS-18-54-0010	TYPICAL FLOOR FRAMING DESIGN	Drawing	2	CIVIL -1	VENDOR	Approval
1802	6007-PLN-MBS-18-54-0011	TYPICAL FLOOR FRAMING DESIGN	Drawing	2	CIVIL -1	VENDOR	Approval
1803	6007-PLN-MBS-18-54-0012	AXLE & HITCH DESIGN	Drawing	0	CIVIL -1	VENDOR	Approval
1804	6007-PLN-MBS-18-54-0013	WALL FRAMING	Drawing	2	CIVIL -1	VENDOR	Approval
1805	6007-PLN-MBS-18-54-0014	ROOF FRAMING PLAN & DETAILS	Drawing	1	CIVIL -1	VENDOR	Approval
1806	6007-PLN-MBS-18-54-0015	ROOF FRAMING PLAN & DETAILS	Drawing	0	CIVIL -1	VENDOR	Approval
1807	6007-PLN-MBS-18-54-0016	ROOF FRAMING PLAN & DETAILS	Drawing	2	CIVIL -1	VENDOR	Approval
1808	6007-PLN-MBS-18-54-0017	UPPER TO LOWER STORY CONNECTION	Drawing	0	CIVIL -1	VENDOR	Approval
1809	6007-PLN-MBS-18-54-0018	INTERIOR STAIR CONSTRUCTION	Drawing	0	CIVIL -1	VENDOR	Approval
1810	6007-PLN-MBS-18-54-0019	EXTERIOR STAIR CONSTRUCTION	Drawing	2	CIVIL -1	VENDOR	Approval
1811	6007-PLN-MBS-18-57-0001	MODULAR ELEVATOR COVER SHEET	Drawing	2	CIVIL -1	VENDOR	Approval
1812	6007-PLN-MBS-18-57-0001(1)	COVER SHEET & BUILDING DATA	Drawing	1	CIVIL -1	VENDOR	Approval
1813	6007-PLN-MBS-18-57-0002	GENERAL NOTES & ABBREVIATIONS	Drawing	2	CIVIL -1	VENDOR	Approval
1814	6007-PLN-MBS-18-57-0002(1)	FLOOR PLAN	Drawing	2	CIVIL -1	VENDOR	Approval
1815	6007-PLN-MBS-18-57-0003	FOUNDATION DETAILS	Drawing	2	CIVIL -1	VENDOR	Approval
1816	6007-PLN-MBS-18-57-0003(1)	FLOOR PLAN	Drawing	2	CIVIL -1	VENDOR	Approval
1817	6007-PLN-MBS-18-57-0004	FOUNDATION PLAN	Drawing	2	CIVIL -1	VENDOR	Approval
1818	6007-PLN-MBS-18-57-0004(1)	GENERAL NOTES & DETAILS	Drawing	1	CIVIL -1	VENDOR	Approval
1819	6007-PLN-MBS-18-57-0005	HOISTWAY ROOF PLAN	Drawing	2	CIVIL -1	VENDOR	Approval
1820	6007-PLN-MBS-18-57-0005(1)	REFLECTED CEILING PLAN	Drawing	1	CIVIL -1	VENDOR	Approval
1821	6007-PLN-MBS-18-57-0006	HOISTWAY & ROOF DETAILS	Drawing	2	CIVIL -1	VENDOR	Approval
1822	6007-PLN-MBS-18-57-0006(1)	REFLECTED CEILING PLAN	Drawing	1	CIVIL -1	VENDOR	Approval
1823	6007-PLN-MBS-18-57-0007	HOISTWAY CROSS SECTIONS	Drawing	2	CIVIL -1	VENDOR	Approval
1824	6007-PLN-MBS-18-57-0007(1)	REFLECTED CEILING PLAN	Drawing	1	CIVIL -1	VENDOR	Approval
1825	6007-PLN-MBS-18-57-0008	HOISTWAY DETAILS	Drawing	2	CIVIL -1	VENDOR	Approval
1826	6007-PLN-MBS-18-57-0008(1)	EXTERIOR ELEVATIONS	Drawing	1	CIVIL -1	VENDOR	Approval
1827	6007-PLN-MBS-18-57-0009	MISCELLANEOUS DETAILS	Drawing	2	CIVIL -1	VENDOR	Approval
1828	6007-PLN-MBS-18-57-0009(1)	EXTERIOR ELEVATIONS	Drawing	1	CIVIL -1	VENDOR	Approval
1829	6007-PLN-MBS-18-57-0010	HOISTWAY WALL PANELS	Drawing	2	CIVIL -1	VENDOR	Approval
1830	6007-PLN-MBS-18-57-0010(1)	ROOF PLAN	Drawing	2	CIVIL -1	VENDOR	Approval
1831	6007-PLN-MBS-18-57-0011	MODULAR EQUIPMENT ROOM	Drawing	2	CIVIL -1	VENDOR	Approval
1832	6007-PLN-MBS-18-57-0011(1)	MISC. DETAILS	Drawing	2	CIVIL -1	VENDOR	Approval
1833	6007-PLN-MBS-18-57-0012	RAIL & POWER UNIT DETAILS	Drawing	2	CIVIL -1	VENDOR	Approval
1834	6007-PLN-MBS-18-57-0012(1)	MISC. DETAILS	Drawing	1	CIVIL -1	VENDOR	Approval
1835	6007-PLN-MBS-18-57-0013	ELEVATOR DATA	Drawing	2	CIVIL -1	VENDOR	Approval
1836	6007-PLN-MBS-18-57-0013(1)	MISC. DETAILS	Drawing	1	CIVIL -1	VENDOR	Approval
1837	6007-PLN-MBS-18-57-0014	ELEVATOR LATOUT	Drawing	2	CIVIL -1	VENDOR	Approval
1838	6007-PLN-MBS-18-57-0014(1)	1ST STORY ROOF FRAMING	Drawing	1	CIVIL -1	VENDOR	Approval
1839	6007-PLN-MBS-18-57-0015	ELEVATOR CAB	Drawing	2	CIVIL -1	VENDOR	Approval
1840	6007-PLN-MBS-18-57-0015(1)	2ND STORY ROOF FRAMING	Drawing	1	CIVIL -1	VENDOR	Approval
1841	6007-PLN-MBS-18-57-0016	ACCESS COMPLIANCE	Drawing	2	CIVIL -1	VENDOR	Approval
1842	6007-PLN-MBS-18-57-0016(1)	LADDER DETAILS	Drawing	1	CIVIL -1	VENDOR	Approval
1843	6007-PLN-MBS-18-60-0001	MECHANICAL LEGEND, NOTES & SCHEDULES	Drawing	1	CIVIL -1	VENDOR	Approval
1844	6007-PLN-MBS-18-60-0002	MECHANICAL PLAN (1st STORY)	Drawing	1	CIVIL -1	VENDOR	Approval
1845	6007-PLN-MBS-18-60-0003	MECHANICAL PLAN (2nd STORY)	Drawing	1	CIVIL -1	VENDOR	Approval
1846	6007-PLN-MBS-18-60-0004	MECHANICAL DETAILS	Drawing	1	CIVIL -1	VENDOR	Approval
1847	6007-PLN-MBS-18-82-0001	PLUMBING SUPPLY RISER DIAGRAMS	Drawing	1	CIVIL -1	VENDOR	Approval
1848	6007-PLN-MBS-18-82-0002	PLUMBING WASTE RISER DIAGRAMS	Drawing	1	CIVIL -1	VENDOR	Approval
1849	6007-PLN-MBS-18-82-0003	PLUMBING NOTES & DETAILS	Drawing	1	CIVIL -1	VENDOR	Approval
1850	6007-PLN-MBS-18-82-0004	2nd STORY PLUMBING	Drawing	1	CIVIL -1	VENDOR	Approval
1851	HVAC Anchorage Calc Sheet 1	NA	Calculation	NA	CIVIL -1	VENDOR	Approval
1852	HVAC Anchorage Calc Sheet 2	NA	Calculation	NA	CIVIL -1	VENDOR	Approval
1853	Structural Calculations	Structural Calculations	Calculation	NA	CIVIL -1	VENDOR	Approval
1854	Structural Response	Structural Response	Spec	NA	CIVIL -1	VENDOR	Approval
1855	Title 24 Electrical Calcs	Title 24 Electrical Calcs	Calculation	NA	CIVIL -1	VENDOR	Approval
1856	Title 24 Mech & Evelope Calcs	Title 24 Mech & Evelope Calcs	Calculation	NA	CIVIL -1	VENDOR	Approval
1857	6007-PLN-AGE-58-54-2690	Cover sheet	Drawing	1	CIVIL -1	VENDOR	Approval
1858	6007-PLN-AGE-58-54-2691	General Notes	Drawing	1	CIVIL -1	VENDOR	Approval
1859	6007-PLN-AGE-58-54-2692	Structure Steel, frames	Drawing	1	CIVIL -1	VENDOR	Approval
1860	6007-PLN-AGE-58-54-2693	Structure Steel, frames	Drawing	1	CIVIL -1	VENDOR	Approval
1861	6007-PLN-AGE-58-54-2694	Structure Steel, frames	Drawing	1	CIVIL -1	VENDOR	Approval
1862	6007-PLN-AGE-58-54-2695	Structure Steel, frames and details	Drawing	1	CIVIL -1	VENDOR	Approval
1863	6007-CAL-AGE-58-54-2690	Calculation report	Calculation	1	CIVIL -1	VENDOR	Approval
1864	6007-PLN-AGE-58-54-6690	Cover sheet	Drawing	1	CIVIL -1	VENDOR	Approval
1865	6007-PLN-AGE-58-54-6691	General Notes	Drawing	1	CIVIL -1	VENDOR	Approval
1866	6007-PLN-AGE-58-54-6692	Structure Steel, frames	Drawing	1	CIVIL -1	VENDOR	Approval
1867	6007-PLN-AGE-58-54-6693	Structure Steel, frames	Drawing	1	CIVIL -1	VENDOR	Approval
1868	6007-PLN-AGE-58-54-6694	Structure Steel, frames	Drawing	1	CIVIL -1	VENDOR	Approval
1869	6007-PLN-AGE-58-54-6695	Structure Steel, frames and details	Drawing	1	CIVIL -1	VENDOR	Approval
1870	6007-CAL-AGE-58-54-6690	Calculation report	Calculation	1	CIVIL -1	VENDOR	Approval
1871	6007-PLN-AGE-00-50-5001	General civil and structural notes	Drawing	3	CIVIL -1	VENDOR	Approval
1872	6007-PLN-AGE-00-50-5002	Typical Ladder, Safety cage, and safety gate details	Drawing	1	CIVIL -1	VENDOR	Approval
1873	6007-PLN-AGE-00-50-5003	Typical pipe handrail, stairway and grating detail	Drawing	2	CIVIL -1	VENDOR	Approval
1874	6007-CAL-AGE-00-52-4080	Calculations report	Calculation	1	CIVIL -1	VENDOR	Approval
1875	6007-PLN-AGE-00-52-4080	Cover sheet	Drawing	0	CIVIL -1	VENDOR	Approval
1876	6007-PLN-AGE-00-52-4081	General notes	Drawing	0	CIVIL -1	VENDOR	Approval
1877	6007-PLN-AGE-00-52-4082	Foundation Plan	Drawing	0	CIVIL -1	VENDOR	Approval
1878	6007-PLN-AGE-00-52-4083	Foundation Plan	Drawing	0	CIVIL -1	VENDOR	Approval
1879	6007-PLN-AGE-00-52-4084	Coordinates	Drawing	2	CIVIL -1	VENDOR	Approval
1880	6007-PLN-AGE-00-52-4085	Section & Details	Drawing	2	CIVIL -1	VENDOR	Approval
1881	6007-CAL-AGE-00-52-8080	Calculations report	Calculation	1	CIVIL -1	VENDOR	Approval
1882	6007-PLN-AGE-00-52-8080	Cover sheet	Drawing	0	CIVIL -1	VENDOR	Approval
1883	6007-PLN-AGE-00-52-8081	General notes	Drawing	0	CIVIL -1	VENDOR	Approval
1884	6007-PLN-AGE-00-52-8082	Foundation Plan	Drawing	0	CIVIL -1	VENDOR	Approval
1885	6007-PLN-AGE-00-52-8083	Foundation Plan	Drawing	0	CIVIL -1	VENDOR	Approval
1886	6007-PLN-AGE-00-52-8084	Coordinates	Drawing	2	CIVIL -1	VENDOR	Approval
1887	6007-PLN-AGE-00-52-8085	Section & Details	Drawing	1	CIVIL -1	VENDOR	Approval
1888	6007-PLN-AGE-00-52-8086	Section & Details	Drawing	1	CIVIL -1	VENDOR	Approval
1889	6007-CAL-AGE-58-54-2050	Calc report. Overplow pipe structure. Alpha	Calculation	0	CIVIL -1	VENDOR	Approval
1890	6007-PLN-AGE-58-54-2050	Cover sheet. Overplow pipe structure. Alpha	Drawing	0	CIVIL -1	VENDOR	Approval
1891	6007-PLN-AGE-58-54-2051	General notes. Overplow pipe structure. Alpha	Drawing	0	CIVIL -1	VENDOR	Approval
1892	6007-PLN-AGE-58-54-2052	Frames and details I. Overplow pipe structure. Alpha	Drawing	0	CIVIL -1	VENDOR	Approval
1893	6007-CAL-AGE-58-54-6050	Calc report. Overplow pipe structure. Beta	Calculation	0	CIVIL -1	VENDOR	Approval
1894	6007-PLN-AGE-58-54-6050	Cover sheet. Overplow pipe structure. Beta	Drawing	0	CIVIL -1	VENDOR	Approval
1895	6007-PLN-AGE-58-54-6051	General notes. Overplow pipe structure. Beta	Drawing	0	CIVIL -1	VENDOR	Approval
1896	6007-PLN-AGE-58-54-6052	Frames and details I. Overplow pipe structure. Beta	Drawing	0	CIVIL -1	VENDOR	Approval
1897	6007-CAL-AGE-58-52-2550	Calculation report for HTF Alpha-HTF Degradation Recycle Pumps MP-221 A/B	Calculation	2	CIVIL -1	VENDOR	Approval
1898	6007-CAL-AGE-58-52-6550	Calculation report for HTF Beta-HTF Degradation Recycle Pumps MP-221 A/B	Calculation	2	CIVIL -1	VENDOR	Approval
1899	6007-PLN-AGE-58-52-2550	Cover sheet Generating Station Alpha Centeral Plant HTF/Degradation Recycle Pumps	Drawing	2	CIVIL -1	VENDOR	Approval
1900	6007-PLN-AGE-58-52-2551	General notes Generating Station Alpha Centeral Plant HTF/Degradation Recycle Pumps	Drawing	2	CIVIL -1	VENDOR	Approval
1901	6007-PLN-AGE-58-52-2552	Foundation plan section and details-Alpha Central Plant HTF Degradation Recycle Pumps	Drawing	3	CIVIL -1	VENDOR	Approval
1902	6007-PLN-AGE-58-52-6550	Cover sheet Generating Station Beta Centeral Plant HTF/Degradation Recycle Pumps	Drawing	2	CIVIL -1	VENDOR	Approval
1903	6007-PLN-AGE-58-52-6551	General notes Generating Station Beta Centeral Plant HTF/Degradation Recycle Pumps	Drawing	2	CIVIL -1	VENDOR	Approval
1904	6007-PLN-AGE-58-52-6552	Foundation plan section and details Generating Station Beta Centeral Plant HTF/Degradation Recycle Pumps	Drawing	3	CIVIL -1	VENDOR	Approval
1905	6007-PLN-MBS-18-52-0001	FOUNDATION PLAN	Drawing	3	CIVIL -1	VENDOR	Approval
1906	6007-PLN-MBS-18-52-0002	FOUNDATION DETAILS & NOTES	Drawing	3	CIVIL -1	VENDOR	Approval
1907	6007-PLN-MBS-18-52-0003	FOUNDATION DETAILS	Drawing	3	CIVIL -1	VENDOR	Approval
1908	6007-PLN-MBS-18-52-0004	FOUNDATION DETAILS	Drawing	3	CIVIL -1	VENDOR	Approval
1909	6007-CAL-MBS-18-52-0001	FOUNDATION CALCULATIONS	Calculation	2	CIVIL -1	VENDOR	Approval
1910	Structural Response 7-15-13	RESPONSE LETTER	Spec	NA	CIVIL -1	VENDOR	Approval
1911	6007-PLN-MBS-18-57-0001	MODULAR ELEVATOR COVER SHEET	Drawing	2	CIVIL -1	VENDOR	Approval
1912	6007-PLN-MBS-18-57-0002	GENERAL NOTES & ABBREVIATIONS	Drawing	2	CIVIL -1	VENDOR	Approval
1913	6007-PLN-MBS-18-57-0003	FOUNDATION PLAN	Drawing	2	CIVIL -1	VENDOR	Approval
1914	6007-PLN-MBS-18-57-0004	FOUNDATION DETAILS	Drawing	2	CIVIL -1	VENDOR	Approval
1915	6007-PLN-MBS-18-57-0005	HOISTWAY ROOF PLAN	Drawing	2	CIVIL -1	VENDOR	Approval
1916	6007-PLN-MBS-18-57-0006	HOISTWAY & ROOF DETAILS	Drawing	2	CIVIL -1	VENDOR	Approval
1917	6007-PLN-MBS-18-57-0007	HOISTWAY CROSS SECTIONS	Drawing	2	CIVIL -1	VENDOR	Approval
1918	6007-PLN-MBS-18-57-0008	HOISTWAY DETAILS	Drawing	2	CIVIL -1	VENDOR	Approval
1919	6007-PLN-MBS-18-57-0009	MISCELLANEOUS DETAILS	Drawing	2	CIVIL -1	VENDOR	Approval
1920	6007-PLN-MBS-18-57-0010	HOISTWAY WALL PANELS	Drawing	2	CIVIL -1	VENDOR	Approval
1921	6007-PLN-MBS-18-57-0011	MODULAR EQUIPMENT ROOM	Drawing	2	CIVIL -1	VENDOR	Approval

ABENER TEYMA
MOJAVE

Compliance No.:		GEN-2					
Job :		Mojave Solar Project					
Date: 7/8/14		Description: Civil Master Drawing List					
Line No.	Sheet No.	Description	Type of Document	Revision Number	Applicable Condition of Certification	Vendor Supplied or EOR	Reason for Submittal
1922	6007-PLN-MBS-18-57-0012	RAIL & POWER UNIT DETAILS	Drawing	2	CIVIL -1	VENDOR	Approval
1923	6007-PLN-MBS-18-57-0013	ELEVATOR DATA	Drawing	2	CIVIL -1	VENDOR	Approval
1924	6007-PLN-MBS-18-57-0014	ELEVATOR LATOUT	Drawing	2	CIVIL -1	VENDOR	Approval
1925	6007-PLN-MBS-18-57-0015	ELEVATOR CAB	Drawing	2	CIVIL -1	VENDOR	Approval
1926	6007-PLN-MBS-18-57-0016	ACCESS COMPLIANCE	Drawing	2	CIVIL -1	VENDOR	Approval
1927	6007-CAL-MBS-18-57-0001	ELEVATOR CALCULATIONS	Calculation	1	CIVIL -1	VENDOR	Approval
1928	105879006 L Addendum 4 master	ADENDUM TO GEOTECHNICAL STUDY	Letter	NA	CIVIL -1	VENDOR	Approval
1929	105879006 L master	ADENDUM TO GEOTECHNICAL STUDY	Letter	NA	CIVIL -1	VENDOR	Approval
1930	6007-PLN-MBS-18-60-0001	MECHANICAL LEGEND, NOTES & SCHEDULES	Drawing	1	CIVIL -1	VENDOR	Approval
1931	6007-PLN-MBS-18-60-0002	MECHANICAL PLAN (1st STORY)	Drawing	1	CIVIL -1	VENDOR	Approval
1932	6007-PLN-MBS-18-60-0003	MECHANICAL PLAN (2nd STORY)	Drawing	1	CIVIL -1	VENDOR	Approval
1933	6007-PLN-MBS-18-60-0004	MECHANICAL DETAILS	Drawing	1	CIVIL -1	VENDOR	Approval
1934	6007-PLN-MBS-18-82-0001	PLUMBING SUPPLY RISER DIAGRAMS	Drawing	1	CIVIL -1	VENDOR	Approval
1935	6007-PLN-MBS-18-82-0002	PLUMBING WASTE RISER DIAGRAMS	Drawing	1	CIVIL -1	VENDOR	Approval
1936	6007-PLN-MBS-18-82-0003	PLUMBING NOTES & DETAILS	Drawing	1	CIVIL -1	VENDOR	Approval
1937	6007-PLN-MBS-18-82-0004	2nd STORY PLUMBING	Drawing	1	CIVIL -1	VENDOR	Approval
1938	6007-PLN-MBS-18-54-0001	COVER SHEET & BUILDING DATA	Drawing	2	CIVIL -1	VENDOR	Approval
1939	6007-PLN-MBS-18-54-0002	OVERALL STRUCTURAL KEY PLAN (LOWER STORY)	Drawing	3	CIVIL -1	VENDOR	Approval
1940	6007-PLN-MBS-18-54-0003	STRUCTURAL KEY PLANS (LOWER STORY)	Drawing	0	CIVIL -1	VENDOR	Approval
1941	6007-PLN-MBS-18-54-0004	STRUCTURAL KEY PLANS (LOWER STORY)	Drawing	0	CIVIL -1	VENDOR	Approval
1942	6007-PLN-MBS-18-54-0005	STRUCTURAL KEY PLANS (LOWER STORY)	Drawing	1	CIVIL -1	VENDOR	Approval
1943	6007-PLN-MBS-18-54-0006	OVERALL STRUCTURAL KEY PLAN (UPPER STORY)	Drawing	0	CIVIL -1	VENDOR	Approval
1944	6007-PLN-MBS-18-54-0007	STRUCTURAL KEY PLAN (UPPER STORY)	Drawing	0	CIVIL -1	VENDOR	Approval
1945	6007-PLN-MBS-18-54-0008	TYPICAL TRANSVERSE CROSS SECTION	Drawing	0	CIVIL -1	VENDOR	Approval
1946	6007-PLN-MBS-18-54-0009	TYPICAL LONGITUDINAL CROSS SECTION	Drawing	0	CIVIL -1	VENDOR	Approval
1947	6007-PLN-MBS-18-54-0010	TYPICAL FLOOR FRAMING DESIGN	Drawing	2	CIVIL -1	VENDOR	Approval
1948	6007-PLN-MBS-18-54-0011	TYPICAL FLOOR FRAMING DESIGN	Drawing	2	CIVIL -1	VENDOR	Approval
1949	6007-PLN-MBS-18-54-0012	AXLE & HITCH DESIGN	Drawing	0	CIVIL -1	VENDOR	Approval
1950	6007-PLN-MBS-18-54-0013	WALL FRAMING	Drawing	2	CIVIL -1	VENDOR	Approval
1951	6007-PLN-MBS-18-54-0014	ROOF FRAMING PLAN & DETAILS	Drawing	1	CIVIL -1	VENDOR	Approval
1952	6007-PLN-MBS-18-54-0015	ROOF FRAMING PLAN & DETAILS	Drawing	0	CIVIL -1	VENDOR	Approval
1953	6007-PLN-MBS-18-54-0016	ROOF FRAMING PLAN & DETAILS	Drawing	2	CIVIL -1	VENDOR	Approval
1954	6007-PLN-MBS-18-54-0017	UPPER TO LOWER STORY CONNECTION	Drawing	0	CIVIL -1	VENDOR	Approval
1955	6007-PLN-MBS-18-54-0018	INTERIOR STAIR CONSTRUCTION	Drawing	0	CIVIL -1	VENDOR	Approval
1956	6007-PLN-MBS-18-54-0019	EXTERIOR STAIR CONSTRUCTION	Drawing	2	CIVIL -1	VENDOR	Approval
1957	6007-PLN-MBS-18-40-0001	ELECTRICAL POWER PLAN (1sT STORY)	Drawing	1	CIVIL -1	VENDOR	Approval
1958	6007-PLN-MBS-18-40-0002	ELECTRICAL POWER PLAN (2nd STORY)	Drawing	1	CIVIL -1	VENDOR	Approval
1959	6007-PLN-MBS-18-40-0003	ELECTRICAL LIGHTING PLAN (1st STORY)	Drawing	1	CIVIL -1	VENDOR	Approval
1960	6007-PLN-MBS-18-40-0004	ELECTRICAL LIGHTING PLAN (2nd STORY)	Drawing	1	CIVIL -1	VENDOR	Approval
1961	6007-PLN-MBS-18-40-0005	ELECTRICAL NOTES, DETAILS, SINGLE LINE DIAGRAM & PANEL SCHEDULES	Drawing	1	CIVIL -1	VENDOR	Approval
1962	6007-CAL-MBS-18-60-0001	TITLE-24 MECHANICAL & ENVELOPE CALCS	Calculation	0	CIVIL -1	VENDOR	Approval
1963	6007-CAL-MBS-18-54-0001	STRUCTURAL CALCULATIONS	Calculation	2	CIVIL -1	VENDOR	Approval
1964	6007-CAL-MBS-18-40-0001	TITLE 24 ELECTRICAL CALCS	Calculation	0	CIVIL -1	VENDOR	Approval
1965	HVAC Anchorage Calc sheet 1	SEISMIC DESIGN CATEGORY	Calculation	NA	CIVIL -1	VENDOR	Approval
1966	HVAC Anchorage Calc sheet 2	SEISMIC ANCHARAGE OF HAVC UNITS	Calculation	NA	CIVIL -1	VENDOR	Approval
1967	Structural Calculations 4-18-13	STRUCTURAL DESIGN CALCULATIONS FOR TWO STORY COMMERCIAL MODULAR	Calculation	NA	CIVIL -1	VENDOR	Approval
1968	Title-24 Electrical Calcs	ABENGOA 2-STORY SOLAR FARM	Calculation	NA	CIVIL -1	VENDOR	Approval
1969	Title-24 Mech & Envelope Calcs	BUILDING ENERGY ANALYSIS REPORT	Calculation	NA	CIVIL -1	VENDOR	Approval
1970	6007-PLN-MBS-18-57-0001 [1]	Cover Sheet and Building Data	Drawing	1	CIVIL -1	VENDOR	Approval
1971	6007-PLN-MBS-18-57-0002 [1]	Floor Plan(1st story)	Drawing	2	CIVIL -1	VENDOR	Approval
1972	6007-PLN-MBS-18-57-0003 [1]	Floor Plan(2nd story)	Drawing	2	CIVIL -1	VENDOR	Approval
1973	6007-PLN-MBS-18-57-0004 [1]	General Notes & Details	Drawing	1	CIVIL -1	VENDOR	Approval
1974	6007-PLN-MBS-18-57-0005 [1]	Reflected Ceiling Plan (1st story)	Drawing	1	CIVIL -1	VENDOR	Approval
1975	6007-PLN-MBS-18-57-0006 [1]	Reflected Ceiling Plan (2nd story)	Drawing	1	CIVIL -1	VENDOR	Approval
1976	6007-PLN-MBS-18-57-0007 [1]	Reflected Ceiling Notes & Details	Drawing	1	CIVIL -1	VENDOR	Approval
1977	6007-PLN-MBS-18-57-0008 [1]	Exterior Elevations	Drawing	1	CIVIL -1	VENDOR	Approval
1978	6007-PLN-MBS-18-57-0009 [1]	Exterior Elevations	Drawing	1	CIVIL -1	VENDOR	Approval
1979	6007-PLN-MBS-18-57-0010 [1]	Roof Plan	Drawing	2	CIVIL -1	VENDOR	Approval
1980	6007-PLN-MBS-18-57-0011 [1]	Misc. Details	Drawing	2	CIVIL -1	VENDOR	Approval
1981	6007-PLN-MBS-18-57-0012 [1]	Misc. Details	Drawing	1	CIVIL -1	VENDOR	Approval
1982	6007-PLN-MBS-18-57-0013 [1]	Misc. Details	Drawing	1	CIVIL -1	VENDOR	Approval
1983	6007-PLN-MBS-18-57-0014 [1]	1st Story Roof Framing	Drawing	1	CIVIL -1	VENDOR	Approval
1984	6007-PLN-MBS-18-57-0015 [1]	2nd Story Roof Framing	Drawing	1	CIVIL -1	VENDOR	Approval
1985	6007-PLN-MBS-18-57-0016 [1]	Ladder Details	Drawing	1	CIVIL -1	VENDOR	Approval
1986	6007-CAL-AGE-67-52-4600	CALCULATION REPORT FOR 401A-CWR-01-CS95-54" PIPING SUPPORT FOUND. ALPHA PLANT	Calculation	2	CIVIL -1	VENDOR	Approval
1987	6007-PLN-AGE-67-52-4600	FIELD ALPHA 401A-CWR-01-CS95-54 PIPING SUPPORTS FOUNDATIONS. COVER SHEET	Drawing	1	CIVIL -1	VENDOR	Approval
1988	6007-PLN-AGE-67-52-4620	FIELD ALPHA 401A-CWR-01-CS95-54 PIPING SUPPORTS FOUNDATIONS. GENERAL NOTES	Drawing	0	CIVIL -1	VENDOR	Approval
1989	6007-PLN-AGE-67-52-4640	FIELD ALPHA 401A-CWR-01-CS95-54 PIPING SUPPORTS FOUNDATIONS. PLAN	Drawing	2	CIVIL -1	VENDOR	Approval
1990	6007-PLN-AGE-67-52-4641	FIELD ALPHA 401A-CWR-01-CS95-54 PIPING SUPPORTS FOUNDATIONS. COORDINATES	Drawing	2	CIVIL -1	VENDOR	Approval
1991	6007-PLN-AGE-67-52-4642	FIELD ALPHA 401A-CWR-01-CS95-54 PIPING SUPPORTS FOUNDATIONS. DETAILS	Drawing	2	CIVIL -1	VENDOR	Approval
1992	6007-PLN-AGE-67-52-4643	FIELD ALPHA 401A-CWR-01-CS95-54 PIPING SUPPORTS FOUNDATIONS. ANCHOR BOLTS	Drawing	0	CIVIL -1	VENDOR	Approval
1993	6007-CAL-AGE-67-52-8600	CALCULATION REPORT FOR 401A-CWR-01-CS95-54" PIPING SUPPORT FOUND. BETA PLANT	Calculation	2	CIVIL -1	VENDOR	Approval
1994	6007-PLN-AGE-67-52-8600	FIELD BETA 401A-CWR-01-CS95-54 PIPING SUPPORTS FOUNDATIONS. COVER SHEET	Drawing	1	CIVIL -1	VENDOR	Approval
1995	6007-PLN-AGE-67-52-8620	FIELD BETA 401A-CWR-01-CS95-54 PIPING SUPPORTS FOUNDATIONS. GENERAL NOTES	Drawing	0	CIVIL -1	VENDOR	Approval
1996	6007-PLN-AGE-67-52-8640	FIELD BETA 401A-CWR-01-CS95-54 PIPING SUPPORTS FOUNDATIONS. PLAN	Drawing	2	CIVIL -1	VENDOR	Approval
1997	6007-PLN-AGE-67-52-8641	FIELD BETA 401A-CWR-01-CS95-54 PIPING SUPPORTS FOUNDATIONS. COORDINATES	Drawing	2	CIVIL -1	VENDOR	Approval
1998	6007-PLN-AGE-67-52-8642	FIELD BETA 401A-CWR-01-CS95-54 PIPING SUPPORTS FOUNDATIONS. DETAILS	Drawing	2	CIVIL -1	VENDOR	Approval
1999	6007-PLN-AGE-67-52-8643	FIELD BETA 401A-CWR-01-CS95-54 PIPING SUPPORTS FOUNDATIONS. ANCHOR BOLTS	Drawing	0	CIVIL -1	VENDOR	Approval
2000	Plan Check Reply_STRUCT-1-30.00-PC2	Cooling Tower Piping Support Foundations	Letter	NA	CIVIL -1	VENDOR	Approval
2001	6007-CAL-AGE-67-52-4600	CALCULATION REPORT FOR 401A-CWR-01-CS95-54" PIPING SUPPORT FOUND. ALPHA PLANT	Calculation	2	CIVIL -1	VENDOR	Approval
2002	6007-PLN-AGE-67-52-4600	FIELD ALPHA 401A-CWR-01-CS95-54 PIPING SUPPORTS FOUNDATIONS. COVER SHEET	Drawing	1	CIVIL -1	VENDOR	Approval
2003	6007-PLN-AGE-67-52-4620	FIELD ALPHA 401A-CWR-01-CS95-54 PIPING SUPPORTS FOUNDATIONS. GENERAL NOTES	Drawing	0	CIVIL -1	VENDOR	Approval
2004	6007-PLN-AGE-67-52-4640	FIELD ALPHA 401A-CWR-01-CS95-54 PIPING SUPPORTS FOUNDATIONS. PLAN	Drawing	2	CIVIL -1	VENDOR	Approval
2005	6007-PLN-AGE-67-52-4641	FIELD ALPHA 401A-CWR-01-CS95-54 PIPING SUPPORTS FOUNDATIONS. COORDINATES	Drawing	2	CIVIL -1	VENDOR	Approval
2006	6007-PLN-AGE-67-52-4642	FIELD ALPHA 401A-CWR-01-CS95-54 PIPING SUPPORTS FOUNDATIONS. DETAILS	Drawing	2	CIVIL -1	VENDOR	Approval
2007	6007-PLN-AGE-67-52-4643	FIELD ALPHA 401A-CWR-01-CS95-54 PIPING SUPPORTS FOUNDATIONS. ANCHOR BOLTS	Drawing	0	CIVIL -1	VENDOR	Approval
2008	6007-CAL-AGE-67-52-8600	CALCULATION REPORT FOR 401A-CWR-01-CS95-54" PIPING SUPPORT FOUND. BETA PLANT	Calculation	2	CIVIL -1	VENDOR	Approval
2009	6007-PLN-AGE-67-52-8600	FIELD BETA 401A-CWR-01-CS95-54 PIPING SUPPORTS FOUNDATIONS. COVER SHEET	Drawing	1	CIVIL -1	VENDOR	Approval
2010	6007-PLN-AGE-67-52-8620	FIELD BETA 401A-CWR-01-CS95-54 PIPING SUPPORTS FOUNDATIONS. GENERAL NOTES	Drawing	0	CIVIL -1	VENDOR	Approval
2011	6007-PLN-AGE-67-52-8640	FIELD BETA 401A-CWR-01-CS95-54 PIPING SUPPORTS FOUNDATIONS. PLAN	Drawing	2	CIVIL -1	VENDOR	Approval
2012	6007-PLN-AGE-67-52-8641	FIELD BETA 401A-CWR-01-CS95-54 PIPING SUPPORTS FOUNDATIONS. COORDINATES	Drawing	2	CIVIL -1	VENDOR	Approval
2013	6007-PLN-AGE-67-52-8642	FIELD BETA 401A-CWR-01-CS95-54 PIPING SUPPORTS FOUNDATIONS. DETAILS	Drawing	2	CIVIL -1	VENDOR	Approval
2014	6007-PLN-AGE-67-52-8643	FIELD BETA 401A-CWR-01-CS95-54 PIPING SUPPORTS FOUNDATIONS. ANCHOR BOLTS	Drawing	0	CIVIL -1	VENDOR	Approval
2015	Plan Check Reply_STRUCT-1-30.00-PC2	Cooling Tower Piping Support Foundations	Letter	NA	CIVIL -1	VENDOR	Approval
2016	6007-CAL-AGE-00-52-2050	CALCULATION REPORT FOR I&C PANEL FOUNDATIONS. ALPHA PLANT	Calculation	0	CIVIL -1	VENDOR	Approval
2017	6007-PLN-AGE-00-52-2050	MOJAVE SOLAR PROJECT ALPHA PLANT I&C PANELS FOUNDATIONS. COVER SHEET	Drawing	0	CIVIL -1	VENDOR	Approval
2018	6007-PLN-AGE-00-52-2051	MOJAVE SOLAR PROJECT ALPHA PLANT I&C PANELS FOUNDATIONS. GENERAL NOTES	Drawing	0	CIVIL -1	VENDOR	Approval
2019	6007-PLN-AGE-00-52-2052	MOJAVE SOLAR PROJECT ALPHA PLANT I&C PANELS FOUNDATIONS. FOUNDATION PLAN	Drawing	0	CIVIL -1	VENDOR	Approval
2020	6007-PLN-AGE-00-52-2053	MOJAVE SOLAR PROJECT ALPHA PLANT I&C PANELS FOUNDATIONS. SECTION & DETAILS	Drawing	0	CIVIL -1	VENDOR	Approval
2021	6007-PLN-AGE-00-52-2054	MOJAVE SOLAR PROJECT ALPHA PLANT I&C PANELS FOUNDATIONS. SECTION & DETAILS	Drawing	0	CIVIL -1	VENDOR	Approval
2022	6007-CAL-AGE-00-52-6050	CALCULATION REPORT FOR I&C PANEL FOUNDATIONS. BETA PLANT	Calculation	0	CIVIL -1	VENDOR	Approval
2023	6007-PLN-AGE-00-52-6050	MOJAVE SOLAR PROJECT BETA PLANT I&C PANELS FOUNDATIONS. COVER SHEET	Drawing	0	CIVIL -1	VENDOR	Approval
2024	6007-PLN-AGE-00-52-6051	MOJAVE SOLAR PROJECT BETA PLANT I&C PANELS FOUNDATIONS. GENERAL NOTES	Drawing	0	CIVIL -1	VENDOR	Approval
2025	6007-PLN-AGE-00-52-6052	MOJAVE SOLAR PROJECT BETA PLANT I&C PANELS FOUNDATIONS. FOUNDATION PLAN	Drawing	0	CIVIL -1	VENDOR	Approval
2026	6007-PLN-AGE-00-52-6053	MOJAVE SOLAR PROJECT BETA PLANT I&C PANELS FOUNDATIONS. SECTION & DETAILS	Drawing	0	CIVIL -1	VENDOR	Approval
2027	6007-PLN-AGE-00-52-6054	MOJAVE SOLAR PROJECT BETA PLANT I&C PANELS FOUNDATIONS. SECTION & DETAILS	Drawing	0	CIVIL -1	VENDOR	Approval
2028	6007-PLN-AGE-74-54-2022	MOJAVE SOLAR PROJECT. ALPHA CENTRAL PLANT. CROSSING OVERFLOW & ULLAGE STRUCTURE. PLAN & BASE PLATE DETAILS	Drawing	3	CIVIL -1	VENDOR	Approval
2029	6007-PLN-AGE-74-54-2023	MOJAVE SOLAR PROJECT. ALPHA CENTRAL PLANT. CROSSING OVERFLOW & ULLAGE STRUCTURE. ELEVATIONS	Drawing	3	CIVIL -1	VENDOR	Approval
2030	6007-PLN-AGE-74-54-6022	MOJAVE SOLAR PROJECT. BETA CENTRAL PLANT. CROSSING OVERFLOW & ULLAGE STRUCTURE. PLAN & BASE PLATE DETAILS	Drawing	2	CIVIL -1	VENDOR	Approval
2031	6007-PLN-AGE-74-54-6023	MOJAVE SOLAR PROJECT. BETA CENTRAL PLANT. CROSSING OVERFLOW & ULLAGE STRUCTURE. ELEVATIONS	Drawing	2	CIVIL -1	VENDOR	Approval
2032	Explanation letter_STRUCT-1-18.02 Alpha & Beta Crossing-Ove	EXPLANATION LETTER	Letter	-	CIVIL -1	VENDOR	Approval
2033	6007-PLN-AGE-23-52-4040	Mojave Solar Project. Alpha Field Exitation Transformer #33 Foundation. Fouindation Plan & details	Drawing	3	CIVIL -1	VENDOR	Approval
2034	6007-PLN-AGE-23-52-8040	Mojave Solar Project. Beta Exitation Transformer #33 Foundation. Fouindation Plan & details	Drawing	3	CIVIL -1	VENDOR	Approval
2035	Check Reply_ Exitiation Transformer #33 Foundation	Exitiation Transformer #33 Foundation	Letter	NA	CIVIL -1	VENDOR	Approval
2036	6007-CAL-AGE-00-52-4080	Calculation Report for Miscellaneous Foundations central Plant Alpha Calculations report	Calculation	2	CIVIL -1	VENDOR	Approval
2037	6007-PLN-AGE-00-52-4080	Miscellaneous Foundations central Plant Alpha Cover sheet	Drawing	0	CIVIL -1	VENDOR	Approval
2038	6007-PLN-AGE-00-52-4081	Miscellaneous Foundations central Plant Alpha General notes	Drawing	0	CIVIL -1	VENDOR	Approval
2039	6007-PLN-AGE-00-52-4082	Miscellaneous Foundations central Plant Alpha Foundation Plan I	Drawing	0	CIVIL -1	VENDOR	Approval
2040	6007-PLN-AGE-00-52-4083	Miscellaneous Foundations central Plant Alpha Foundation Plan II	Drawing	0	CIVIL -1	VENDOR	Approval
2041	6007-PLN-AGE-00-52-4084	Miscellaneous Foundations central Plant Alpha Coordinates	Drawing	2	CIVIL -1	VENDOR	Approval
2042	6007-PLN-AGE-00-52-4085	Miscellaneous Foundations central Plant Alpha Section & Details	Drawing	2	CIVIL -1	VENDOR	Approval
2043	6007-CAL-AGE-00-52-8080	Calculation Report for Miscellaneous Foundations central Plant Alpha Calculations report	Calculation	2	CIVIL -1	VENDOR	Approval
2044	6007-PLN-AGE-00-52-8080	Miscellaneous Foundations central Plant Alpha Cover sheet	Drawing	0	CIVIL -1	VENDOR	Approval
2045	6007-PLN-AGE-00-52-8081	Miscellaneous Foundations central Plant Alpha General notes	Drawing	0	CIVIL -1	VENDOR	Approval
2046	6007-PLN-AGE-00-52-8082	Miscellaneous Foundations central Plant Alpha Foundation Plan I	Drawing	0	CIVIL -1	VENDOR	Approval

ABENER TEYMA
MOJAVE

Compliance No.:		GEN-2					
Job :		Mojave Solar Project					
Date: 7/8/14		Description: Civil Master Drawing List					
Line No.	Sheet No.	Description	Type of Document	Revision Number	Applicable Condition of Certification	Vendor Supplied or EOR	Reason for Submittal
2047	6007-PLN-AGE-00-52-8083	Miscellaneous Foundations central Plant Alpha Foundation Plan II	Drawing	0	CIVIL -1	VENDOR	Approval
2048	6007-PLN-AGE-00-52-8084	Miscellaneous Foundations central Plant Alpha Coordinates	Drawing	2	CIVIL -1	VENDOR	Approval
2049	6007-PLN-AGE-00-52-8085	Miscellaneous Foundations central Plant Alpha Section & Details I	Drawing	1	CIVIL -1	VENDOR	Approval
2050	6007-PLN-AGE-00-52-8086	Miscellaneous Foundations central Plant Alpha Section & Details II	Drawing	1	CIVIL -1	VENDOR	Approval
2051	Plan Check Reply_STRUCT-1-32.00 PC2	STRUC-1-32.00-A&B Miscellaneous Support Foundations-PC2	Letter	NA	CIVIL -1	VENDOR	Approval
2052	6007-CAL-AGE-67-54-4700	Calculation report for Utilities Cooling Tower Area Cable trays Support Structures Alpha Plant	Calculation	2	CIVIL -1	VENDOR	Approval
2053	6007-PLN-AGE-67-54-4700	Field Alpha Electric Tray supports structure Cover Sheet	Drawing	2	CIVIL -1	VENDOR	Approval
2054	6007-PLN-AGE-67-54-4720	Field Alpha Electric Trays supports structure General Notes	Drawing	2	CIVIL -1	VENDOR	Approval
2055	6007-PLN-AGE-67-54-4740	Field Alpha Electric Trays supports structure Plan View	Drawing	2	CIVIL -1	VENDOR	Approval
2056	6007-PLN-AGE-67-54-4741	Field Alpha Electric Trays supports structure Details	Drawing	3	CIVIL -1	VENDOR	Approval
2057	6007-CAL-AGE-67-54-8700	Calculation Report Utilities Cooling Tower Trays Support Structures Beta Calculation Report	Calculation	2	CIVIL -1	VENDOR	Approval
2058	6007-PLN-AGE-67-54-8700	Beta Field Electric trays supports structure Cover Sheet	Drawing	2	CIVIL -1	VENDOR	Approval
2059	6007-PLN-AGE-67-54-8720	Field Beta Electric trays supports structure General Notes	Drawing	2	CIVIL -1	VENDOR	Approval
2060	6007-PLN-AGE-67-54-8740	Field Beta Electric trays supports structure Plan View	Drawing	2	CIVIL -1	VENDOR	Approval
2061	6007-PLN-AGE-67-54-8741	Field Beta Electric trays supports structure Details	Drawing	3	CIVIL -1	VENDOR	Approval
2062	Plan Check Reply_STRUCT-1-35.00 PC1	Plan Check Reply_STRUCT-1-35.00 PC1	Letter	NA	CIVIL -1	VENDOR	Approval
2063	6007-PLN-AGE-58-52-3502	Mojave Solar Project. Alpha Plant. Electric trays support II foundation. Plan view and details	Drawing	3	CIVIL -1	VENDOR	Approval
2064	6007-PLN-AGE-58-54-3502	Mojave Solar Project. Alpha Plant. Electric trays support II steel structure. Plan view	Drawing	4	CIVIL -1	VENDOR	Approval
2065	6007-PLN-AGE-58-52-7502	Mojave Solar Project. Beta Plant. Electric trays support II foundation. Plan view and details	Drawing	4	CIVIL -1	VENDOR	Approval
2066	6007-PLN-AGE-58-54-7502	Mojave Solar Project. Beta Plant. Electric trays support II steel structure. Plan view	Drawing	4	CIVIL -1	VENDOR	Approval
2067	Plan Check Reply_STRUCT-1-31.00-A&B MV-317 Exhaust Suppo	Plan Check Reply_STRUCT-1-31.00	Letter	NA	CIVIL -1	VENDOR	Approval
2068	6007-PLN-ATP-00-50-5001	General Civil and Structural Notes	Drawing	3	CIVIL -1	VENDOR	Approval
2069	6007-CAL-AGE-25-52-4600	Calculation report for MV-317 Exhaust support foundation power block Alpha Plant	Calculation	2	CIVIL -1	VENDOR	Approval
2070	6007-CAL-AGE-25-52-8600	Calculation report for MV-317 Exhaust support foundation power block Beta Plant	Calculation	2	CIVIL -1	VENDOR	Approval
2071	6007-PLN-AGE-25-52-4600	Field Alpha MV-317 Exhaust support foundation Cover sheet	Drawing	2	CIVIL -1	VENDOR	Approval
2072	6007-PLN-AGE-25-52-4620	Field Alpha MV-317 Exhaust support foundation General Notes	Drawing	2	CIVIL -1	VENDOR	Approval
2073	6007-PLN-AGE-25-52-4640	Field Alpha MV-317 Exhaust support foundation Plan & Details	Drawing	3	CIVIL -1	VENDOR	Approval
2074	6007-PLN-AGE-25-52-8600	Field Beta MV-317 Exhaust support foundation Cover sheet	Drawing	3	CIVIL -1	VENDOR	Approval
2075	6007-PLN-AGE-25-52-8620	Field Beta MV-317 Exhaust support foundation General Notes	Drawing	2	CIVIL -1	VENDOR	Approval
2076	6007-PLN-AGE-25-52-8640	Field Beta MV-317 Exhaust support foundation Plan & Details	Drawing	3	CIVIL -1	VENDOR	Approval
2077	Appendix D	Appendix D	Letter	NA	CIVIL -1	VENDOR	Approval
2078	Plan Check Reply_STRUCT-1-31.00-A&B MV-317 Exhaust Suppo	Plan Check Reply_STRUCT-1-31.00-A&B MV-317 Exhaust Support Foundations-PC2	Letter	NA	CIVIL -1	VENDOR	Approval
2079	6007-PLN-ATP-00-50-5001	General Civil and Structural Notes	Drawing	3	CIVIL -1	VENDOR	Approval
2080	6007-CAL-AGE-25-54-4600	Calculation report for MV-317 Exhaust support structure Alpha Plant	Calculation	1	CIVIL -1	VENDOR	Approval
2081	6007-CAL-AGE-25-54-8600	Calculation report for MV-317 Exhaust support structure Beta Plant	Calculation	1	CIVIL -1	VENDOR	Approval
2082	6007-PLN-AGE-25-54-4600	Field Alpha MV-317 Exhaust support structure Cover sheet	Drawing	2	CIVIL -1	VENDOR	Approval
2083	6007-PLN-AGE-25-54-4620	Field Alpha MV-317 Exhaust support structure General Notes	Drawing	2	CIVIL -1	VENDOR	Approval
2084	6007-PLN-AGE-25-54-4640	Field Alpha MV-317 Exhaust support structure Plan & Details	Drawing	2	CIVIL -1	VENDOR	Approval
2085	6007-PLN-AGE-25-54-8600	Field Beta MV-317 Exhaust support structure Cover sheet	Drawing	2	CIVIL -1	VENDOR	Approval
2086	6007-PLN-AGE-25-54-8620	Field Beta MV-317 Exhaust support structure General Notes	Drawing	2	CIVIL -1	VENDOR	Approval
2087	6007-PLN-AGE-25-54-8640	Field Beta MV-317 Exhaust support structure Plan & Details	Drawing	2	CIVIL -1	VENDOR	Approval
2088	ASCE 7-05 12.9.4	Reports	Letter	NA	CIVIL -1	VENDOR	Approval
2089	Check fo welding	Check fo welding	Letter	NA	CIVIL -1	VENDOR	Approval
2090	6007-PLN-ATP-00-50-5001	General Civil and Structural Notes	Drawing	3	CIVIL -1	VENDOR	Approval
2091	6007-CAL-AGE-00-52-2000	CALCULATION REPORT FOR ELECTRICAL PANELS FOUNDATIONS. ALPHA PLANT	Calculation	3	CIVIL -1	VENDOR	Approval
2092	6007-PLN-AGE-00-52-2000	MOJAVE SOLAR PROJECT. ALPHA PLANT. ELECTRICAL PANELS FOUNDATIONS. COVER SHEET	Drawing	1	CIVIL -1	VENDOR	Approval
2093	6007-PLN-AGE-00-52-2001	MOJAVE SOLAR PROJECT. ALPHA PLANT. ELECTRICAL PANELS FOUNDATIONS. GENERAL NOTES	Drawing	2	CIVIL -1	VENDOR	Approval
2094	6007-PLN-AGE-00-52-2002	MOJAVE SOLAR PROJECT. ALPHA PLANT. ELECTRICAL PANELS FOUNDATIONS. FOUNDATION PLAN I	Drawing	2	CIVIL -1	VENDOR	Approval
2095	6007-PLN-AGE-00-52-2003	MOJAVE SOLAR PROJECT. ALPHA PLANT. ELECTRICAL PANELS FOUNDATIONS. FOUNDATION PLAN II	Drawing	2	CIVIL -1	VENDOR	Approval
2096	6007-PLN-AGE-00-52-2004	MOJAVE SOLAR PROJECT. ALPHA PLANT. ELECTRICAL PANELS FOUNDATIONS. FOUNDATION PLAN III	Drawing	2	CIVIL -1	VENDOR	Approval
2097	6007-PLN-AGE-00-52-2005	MOJAVE SOLAR PROJECT. ALPHA PLANT. ELECTRICAL PANELS FOUNDATIONS. FOUNDATION PLAN IV	Drawing	2	CIVIL -1	VENDOR	Approval
2098	6007-PLN-AGE-00-52-2006	MOJAVE SOLAR PROJECT. ALPHA PLANT. ELECTRICAL PANELS FOUNDATIONS. COORDINATES	Drawing	2	CIVIL -1	VENDOR	Approval
2099	6007-PLN-AGE-00-52-2007	MOJAVE SOLAR PROJECT. ALPHA PLANT. ELECTRICAL PANELS FOUNDATIONS. SECTIONS & DETAILS	Drawing	2	CIVIL -1	VENDOR	Approval
2100	6007-CAL-AGE-00-52-6000	CALCULATION REPORT FOR ELECTRICAL PANELS FOUNDATIONS. BETA PLANT	Calculation	3	CIVIL -1	VENDOR	Approval
2101	6007-PLN-AGE-00-52-6000	MOJAVE SOLAR PROJECT. BETA PLANT. ELECTRICAL PANELS FOUNDATIONS. COVER SHEET	Drawing	1	CIVIL -1	VENDOR	Approval
2102	6007-PLN-AGE-00-52-6001	MOJAVE SOLAR PROJECT. BETA PLANT. ELECTRICAL PANELS FOUNDATIONS. GENERAL NOTES	Drawing	2	CIVIL -1	VENDOR	Approval
2103	6007-PLN-AGE-00-52-6002	MOJAVE SOLAR PROJECT. BETA PLANT. ELECTRICAL PANELS FOUNDATIONS. FOUNDATION PLAN I	Drawing	2	CIVIL -1	VENDOR	Approval
2104	6007-PLN-AGE-00-52-6003	MOJAVE SOLAR PROJECT. BETA PLANT. ELECTRICAL PANELS FOUNDATIONS. FOUNDATION PLAN II	Drawing	2	CIVIL -1	VENDOR	Approval
2105	6007-PLN-AGE-00-52-6004	MOJAVE SOLAR PROJECT. BETA PLANT. ELECTRICAL PANELS FOUNDATIONS. FOUNDATION PLAN III	Drawing	2	CIVIL -1	VENDOR	Approval
2106	6007-PLN-AGE-00-52-6005	MOJAVE SOLAR PROJECT. BETA PLANT. ELECTRICAL PANELS FOUNDATIONS. FOUNDATION PLAN IV	Drawing	2	CIVIL -1	VENDOR	Approval
2107	6007-PLN-AGE-00-52-6006	MOJAVE SOLAR PROJECT. BETA PLANT. ELECTRICAL PANELS FOUNDATIONS. FOUNDATION PLAN V	Drawing	2	CIVIL -1	VENDOR	Approval
2108	6007-PLN-AGE-00-52-6007	MOJAVE SOLAR PROJECT. BETA PLANT. ELECTRICAL PANELS FOUNDATIONS. COORDINATES	Drawing	2	CIVIL -1	VENDOR	Approval
2109	6007-PLN-AGE-00-52-6008	MOJAVE SOLAR PROJECT. BETA PLANT. ELECTRICAL PANELS FOUNDATIONS. SECTIONS & DETAILS	Drawing	2	CIVIL -1	VENDOR	Approval
2110	6007-PLN-AGE-58-52-3500	Mojave Solar Project. Alpha Plant. Electric trays support II foundation. Cover sheet	Drawing	2	CIVIL -1	VENDOR	Approval
2111	6007-PLN-AGE-58-54-3500	Mojave Solar Project. Alpha Plant. Electric trays support II steel structure. Cover sheet	Drawing	2	CIVIL -1	VENDOR	Approval
2112	6007-PLN-AGE-58-52-3502	Mojave Solar Project. Alpha Plant. Electric trays support II foundation. Plan view and details	Drawing	3	CIVIL -1	VENDOR	Approval
2113	6007-PLN-AGE-58-54-3502	Mojave Solar Project. Alpha Plant. Electric trays support II steel structure. Plan view	Drawing	4	CIVIL -1	VENDOR	Approval
2114	6007-PLN-AGE-58-52-7500	Mojave Solar Project. Alpha Plant. Electric trays support II foundation. Cover sheet	Drawing	2	CIVIL -1	VENDOR	Approval
2115	6007-PLN-AGE-58-54-7500	Mojave Solar Project. Alpha Plant. Electric trays support II steel structure. Cover sheet	Drawing	2	CIVIL -1	VENDOR	Approval
2116	6007-PLN-AGE-58-52-7502	Mojave Solar Project. Beta Plant. Electric trays support II foundation. Plan view and details	Drawing	3	CIVIL -1	VENDOR	Approval
2117	6007-PLN-AGE-58-54-7502	Mojave Solar Project. Beta Plant. Electric trays support II steel structure. Plan view	Drawing	4	CIVIL -1	VENDOR	Approval
2118	Plan Check Reply_STRUCT-1-31.00-A&B MV-317 Exhaust Suppo	Explanation Letter	Letter	NA	CIVIL -1	VENDOR	Approval
2119	6007-PLN-ATP-00-50-5001	General Civil and Structural Notes	Drawing	3	CIVIL -1	VENDOR	Approval
2120	6007-CAL-CTS-23-52-1600s	Calculation Report Alpha	Calculation	n/a	CIVIL -1	VENDOR	Approval
2121	6007-CAL-CTS-23-52-6600s	Calculation Report Beta	Calculation	n/a	CIVIL -1	VENDOR	Approval
2122	6007-PLN-CTS-23-52-1600_R1S	Field Alpha. Transformer Foundation BLDG 22, 26, 27. General Structural Notes.	Drawing	1	CIVIL -1	VENDOR	Approval
2123	6007-PLN-CTS-23-52-1601-R2s	Field Alpha. Transformer Foundation BLDG 22, 26, 27. Foundation Plan.	Drawing	2	CIVIL -1	VENDOR	Approval
2124	6007-PLN-CTS-23-52-6600_R1s	Field Beta. Transformer Foundation BLDG 22, 26, 27. General Structural Notes.	Drawing	1	CIVIL -1	VENDOR	Approval
2125	6007-PLN-CTS-23-52-6601_R1s	Field Beta. Transformer Foundation BLDG 22, 26, 27. Foundation Plan.	Drawing	1	CIVIL -1	VENDOR	Approval
2126	B22 Transformer Location ALPHA	Transformer Location ALPHA	Letter	0	CIVIL -1	VENDOR	Approval
2127	B22 Transformer Location BETA	Transformer Location BETA	Letter	0	CIVIL -1	VENDOR	Approval
2128	B26 B27 Transformers Location ALPHA	Transformers Location ALPHA	Letter	0	CIVIL -1	VENDOR	Approval
2129	B26 B27 Transformers Location BETA	Transformers Location BETA	Letter	0	CIVIL -1	VENDOR	Approval
2130	6007-CAL-AGE-67-52-4700	Calculation report for Utilities. Cooling Tower area Electric trays supports foundations Alpha Plant	Calculation	1	CIVIL -1	VENDOR	Approval
2131	6007-PLN-AGE-67-52-4700	Field Alpha Electric trays supports foundation. Utilities. Cover sheet	Drawing	1	CIVIL -1	VENDOR	Approval
2132	6007-PLN-AGE-67-52-4720	Field Alpha Electric trays supports foundation. Utilities. General notes	Drawing	1	CIVIL -1	VENDOR	Approval
2133	6007-PLN-AGE-67-52-4740	Field Alpha Electric trays supports foundation. Utilities. Plan view	Drawing	1	CIVIL -1	VENDOR	Approval
2134	6007-PLN-AGE-67-52-4741	Field Alpha Electric trays supports foundation. Utilities. Details	Drawing	1	CIVIL -1	VENDOR	Approval
2135	6007-PLN-AGE-67-52-4742	Field Alpha Electric trays supports foundation. Utilities. Anchor bolts	Drawing	0	CIVIL -1	VENDOR	Approval
2136	6007-CAL-AGE-67-52-8700	Calculation report for Utilities. Cooling Tower area Electric trays supports foundations Beta Plant	Calculation	1	CIVIL -1	VENDOR	Approval
2137	6007-PLN-AGE-67-52-8700	Beta Field Electric trays support foundation. Utilities. Cover sheet	Drawing	1	CIVIL -1	VENDOR	Approval
2138	6007-PLN-AGE-67-52-8720	Field Beta Electric trays support foundation. Utilities. General notes	Drawing	1	CIVIL -1	VENDOR	Approval
2139	6007-PLN-AGE-67-52-8740	Field Beta Electric trays support foundation. Utilities. Plan view	Drawing	1	CIVIL -1	VENDOR	Approval
2140	6007-PLN-AGE-67-52-8741	Field Beta Electric trays support foundation. Utilities. Details	Drawing	1	CIVIL -1	VENDOR	Approval
2141	6007-PLN-AGE-67-52-8742	Field Beta Electric trays support foundation. Utilities. Anchor bolts	Drawing	0	CIVIL -1	VENDOR	Approval
2142	6007-CAL-AGE-00-54-2050	CALCULATION REPORT FOR I&C PANEL STRUCTURES. ALPHA PLANT	Calculation	0	CIVIL -1	VENDOR	Approval
2143	6007-PLN-AGE-00-54-2050	MOJAVE SOLAR PROJECT ALPHA PLANT I&C PANELS STEEL. COVER SHEET	Drawing	0	CIVIL -1	VENDOR	Approval
2144	6007-PLN-AGE-00-54-2051	MOJAVE SOLAR PROJECT ALPHA PLANT I&C PANELS STEEL. GENERAL NOTES	Drawing	0	CIVIL -1	VENDOR	Approval
2145	6007-PLN-AGE-00-54-2052	MOJAVE SOLAR PROJECT ALPHA PLANT I&C PANELS STEEL. STEEL PLAN V	Drawing	0	CIVIL -1	VENDOR	Approval
2146	6007-PLN-AGE-00-54-2053	MOJAVE SOLAR PROJECT ALPHA PLANT I&C PANELS STEEL. ICS TYPE 1. SECTION & DETAILS	Drawing	0	CIVIL -1	VENDOR	Approval
2147	6007-PLN-AGE-00-54-2054	MOJAVE SOLAR PROJECT ALPHA PLANT I&C PANELS STEEL. ICS TYPE 2 AND 3. SECTION & DETAILS	Drawing	0	CIVIL -1	VENDOR	Approval
2148	6007-PLN-AGE-00-54-2055	MOJAVE SOLAR PROJECT ALPHA PLANT I&C PANELS STEEL. ICS TYPE 4. SECTION & DETAILS	Drawing	0	CIVIL -1	VENDOR	Approval
2149	6007-CAL-AGE-00-54-6050	CALCULATION REPORT FOR I&C PANEL STRUCTURES. BETA PLANT	Calculation	0	CIVIL -1	VENDOR	Approval
2150	6007-PLN-AGE-00-54-6050	MOJAVE SOLAR PROJECT BETA PLANT I&C PANELS STEEL. COVER SHEET	Drawing	0	CIVIL -1	VENDOR	Approval
2151	6007-PLN-AGE-00-54-6051	MOJAVE SOLAR PROJECT BETA PLANT I&C PANELS STEEL. GENERAL NOTES	Drawing	0	CIVIL -1	VENDOR	Approval
2152	6007-PLN-AGE-00-54-6052	MOJAVE SOLAR PROJECT BETA PLANT I&C PANELS STEEL. STEEL PLAN V	Drawing	0	CIVIL -1	VENDOR	Approval
2153	6007-PLN-AGE-00-54-6053	MOJAVE SOLAR PROJECT BETA PLANT I&C PANELS STEEL. ICS TYPE 1. SECTION & DETAILS	Drawing	0	CIVIL -1	VENDOR	Approval
2154	6007-PLN-AGE-00-54-6054	MOJAVE SOLAR PROJECT BETA PLANT I&C PANELS STEEL. ICS TYPE 2 AND 3. SECTION & DETAILS	Drawing	0	CIVIL -1	VENDOR	Approval
2155	6007-PLN-AGE-00-54-6055	MOJAVE SOLAR PROJECT BETA PLANT I&C PANELS STEEL. ICS TYPE 4. SECTION & DETAILS	Drawing	0	CIVIL -1	VENDOR	Approval
2156	6007-PLN-AGE-25-52-4700	FIELD ALPHA ELECTRICAL TRAYS SUPPORT FOUNDATION POWER BLOCK COVER SHEET	Drawing	0	CIVIL -1	VENDOR	Approval
2157	6007-PLN-AGE-25-52-4720	FIELD ALPHA ELECTRICAL TRAYS SUPPORT FOUNDATION POWER BLOCK GENERAL NOTES	Drawing	0	CIVIL -1	VENDOR	Approval
2158	6007-PLN-AGE-25-52-4740	FIELD ALPHA ELECTRICAL TRAYS SUPPORT FOUNDATION POWER BLOCK FOUNDATION PLAN	Drawing	0	CIVIL -1	VENDOR	Approval
2159	6007-PLN-AGE-25-52-4741	FIELD ALPHA ELECTRICAL TRAYS SUPPORT FOUNDATION POWER BLOCK DETAILS TYPE 1.	Drawing	0	CIVIL -1	VENDOR	Approval
2160	6007-PLN-AGE-25-52-4742	FIELD ALPHA ELECTRICAL TRAYS SUPPORT FOUNDATION POWER BLOCK DETAILS TYPE 2.	Drawing	0	CIVIL -1	VENDOR	Approval
2161	6007-CAL-AGE-25-52-4700	CALCULATION REPORT FOR ELECTRICAL TRAYS SUPPORTS FOUNDATIONS POWER BLOCK ALPHA	Calculation	0	CIVIL -1	VENDOR	Approval
2162	6007-PLN-AGE-25-52-8700	FIELD BETA ELECTRICAL TRAYS SUPPORT FOUNDATION POWER BLOCK COVER SHEET	Drawing	0	CIVIL -1	VENDOR	Approval
2163	6007-PLN-AGE-25-52-8720	FIELD BETA ELECTRICAL TRAYS SUPPORT FOUNDATION POWER BLOCK GENERAL NOTES	Drawing	0	CIVIL -1	VENDOR	Approval
2164	6007-PLN-AGE-25-52-8740	FIELD BETA ELECTRICAL TRAYS SUPPORT FOUNDATION POWER BLOCK Structural PLAN	Drawing	0	CIVIL -1	VENDOR	Approval
2165	6007-PLN-AGE-25-52-8741	FIELD BETA ELECTRICAL TRAYS SUPPORT FOUNDATION POWER BLOCK DETAILS TYPE 1.	Drawing	0	CIVIL -1	VENDOR	Approval
2166	6007-PLN-AGE-25-52-8742	FIELD BETA ELECTRICAL TRAYS SUPPORT FOUNDATION POWER BLOCK DETAILS TYPE 2.	Drawing	0	CIVIL -1	VENDOR	Approval
2167	6007-CAL-AGE-25-52-8700	CALCULATION REPORT FOR ELECTRICAL TRAYS SUPPORTS FOUNDATIONS POWER BLOCK BETA	Calculation	0	CIVIL -1	VENDOR	Approval
2168	6007-PLN-AGE-25-54-4700	FIELD ALPHA ELECTRICAL TRAYS SUPPORT STEEL STRUCTURE POWER BLOCK COVER SHEET	Drawing	0	CIVIL -1	VENDOR	Approval
2169	6007-PLN-AGE-25-54-4720	FIELD ALPHA ELECTRICAL TRAYS SUPPORT STEEL STRUCTURE GENERAL NOTES	Drawing	0	CIVIL -1	VENDOR	Approval
2170	6007-PLN-AGE-25-54-4740	FIELD ALPHA ELECTRICAL TRAYS SUPPORT STEEL STRUCTURE STRUCTURAL PLAN VIEW	Drawing	0	CIVIL -1	VENDOR	Approval
2171	6007-PLN-AGE-25-54-4741	FIELD ALPHA ELECTRICAL TRAYS FRAME SUPPORT 1 DETAILS	Drawing	0	CIVIL -1	VENDOR	Approval

ABENER TEYMA
MOJAVE

Compliance No.:		GEN-2					
Job :		Mojave Solar Project					
Date: 7/8/14		Description: Civil Master Drawing List					
Line No.	Sheet No.	Description	Type of Document	Revision Number	Applicable Condition of Certification	Vendor Supplied or EOR	Reason for Submittal
2172	6007-PLN-AGE-25-54-4742	ELECTRICAL TRAYS FRAME SUPPORT (2,3, 4). DETAILS	Drawing	0	CIVIL -1	VENDOR	Approval
2173	6007-CAL-AGE-25-54-4700	CALCULATION REPORT FOR ELECTRICAL TRAYS SUPPORTS STEEL STRUCTURE POWER BLOCK ALPHA	Calculation	0	CIVIL -1	VENDOR	Approval
2174	6007-PLN-AGE-25-54-8700	FIELD BETA.ELECTRICAL TRAYS SUPPORT.STEEL STRUCTURE.POWER BLOCK.COVER SHEET	Drawing	0	CIVIL -1	VENDOR	Approval
2175	6007-PLN-AGE-25-54-8720	FIELD BETA.ELECTRICAL TRAYS SUPPORT.STEEL STRUCTURE.GENERAL NOTES	Drawing	0	CIVIL -1	VENDOR	Approval
2176	6007-PLN-AGE-25-54-8740	FIELD BETA.ELECTRICAL TRAYS SUPPORT.STEEL STRUCTURE.STRUCTURAL PLAN VIEW	Drawing	0	CIVIL -1	VENDOR	Approval
2177	6007-PLN-AGE-25-54-8741	FIELD BETA.ELECTRICAL TRAYS FRAME SUPPORT 1.DETAILS	Drawing	0	CIVIL -1	VENDOR	Approval
2178	6007-PLN-AGE-25-54-8742	ELECTRICAL TRAYS FRAME SUPPORT (2,3, 4). DETAILS	Drawing	0	CIVIL -1	VENDOR	Approval
2179	6007-CAL-AGE-25-54-8700	CALCULATION REPORT FOR ELECTRICAL TRAYS SUPPORTS STEEL STRUCTURE POWER BLOCK BETA	Calculation	0	CIVIL -1	VENDOR	Approval
2180	6007-PLN-AGE-40-52-4100-R06	Mojave Solar Project. Alpha plant. Water Treatment Building foundations. Cover sheet	Drawing	6	CIVIL -1	VENDOR	Approval
2181	6007-PLN-AGE-40-52-4140-R07	Mojave Solar Project. Alpha plant. Water Treatment Building foundations. Foundation plan	Drawing	7	CIVIL -1	VENDOR	Approval
2182	6007-PLN-AGE-40-52-4141-R07	Mojave Solar Project. Alpha plant. Water Treatment Building foundations. Mat bottom reinforcement	Drawing	7	CIVIL -1	VENDOR	Approval
2183	6007-PLN-AGE-40-52-4142-R07	Mojave Solar Project. Alpha plant. Water Treatment Building foundations. Mat top reinforcement	Drawing	7	CIVIL -1	VENDOR	Approval
2184	6007-PLN-AGE-40-52-4143-R05	Mojave Solar Project. Alpha plant. Water Treatment Building foundations. Extra top reinforcement	Drawing	5	CIVIL -1	VENDOR	Approval
2185	6007-PLN-AGE-40-52-4144-R05	Mojave Solar Project. Alpha plant. Water Treatment Building foundations. Extra bottom reinforcement	Drawing	5	CIVIL -1	VENDOR	Approval
2186	6007-PLN-AGE-40-52-4145-R05	Mojave Solar Project. Alpha plant. Water Treatment Building foundations. Mat reinforcement details	Drawing	5	CIVIL -1	VENDOR	Approval
2187	6007-PLN-AGE-40-52-4150-R05	Mojave Solar Project. Alpha plant. Water Treatment Building foundations. Drainage	Drawing	5	CIVIL -1	VENDOR	Approval
2188	6007-PLN-AGE-40-52-4160-R05	Mojave Solar Project. Alpha plant. Water Treatment Building foundations. Pier and rack supports anchor layout	Drawing	5	CIVIL -1	VENDOR	Approval
2189	6007-PLN-AGE-40-52-4161-R04	Mojave Solar Project. Alpha plant. Water Treatment Building foundations. Pier and rack supports detail	Drawing	4	CIVIL -1	VENDOR	Approval
2190	6007-PLN-AGE-40-52-4162-R04	Mojave Solar Project. Alpha plant. Water Treatment Building foundations. Assemblies and details	Drawing	4	CIVIL -1	VENDOR	Approval
2191	6007-PLN-AGE-40-52-4163-R05	Mojave Solar Project. Alpha plant. Water Treatment Building foundations. Skid and bench support layouts	Drawing	5	CIVIL -1	VENDOR	Approval
2192	6007-PLN-AGE-40-52-4164-R03	Mojave Solar Project. Alpha plant. Water Treatment Building foundations. Skid supports details	Drawing	3	CIVIL -1	VENDOR	Approval
2193	6007-PLN-AGE-40-52-4173-R05	Mojave Solar Project. Alpha plant. Water Treatment Building foundations. Skid supports layouts	Drawing	5	CIVIL -1	VENDOR	Approval
2194	6007-PLN-AGE-40-52-8100-R06	Mojave Solar Project. Beta plant. Water Treatment Building foundations. Cover sheet	Drawing	6	CIVIL -1	VENDOR	Approval
2195	6007-PLN-AGE-40-52-8140-R07	Mojave Solar Project. Beta plant. Water Treatment Building foundations. Foundation plan	Drawing	7	CIVIL -1	VENDOR	Approval
2196	6007-PLN-AGE-40-52-8141-R07	Mojave Solar Project. Beta plant. Water Treatment Building foundations. Mat bottom reinforcement	Drawing	7	CIVIL -1	VENDOR	Approval
2197	6007-PLN-AGE-40-52-8142-R07	Mojave Solar Project. Beta plant. Water Treatment Building foundations. Mat top reinforcement	Drawing	7	CIVIL -1	VENDOR	Approval
2198	6007-PLN-AGE-40-52-8143-R05	Mojave Solar Project. Beta plant. Water Treatment Building foundations. Extra top reinforcement	Drawing	5	CIVIL -1	VENDOR	Approval
2199	6007-PLN-AGE-40-52-8144-R05	Mojave Solar Project. Beta plant. Water Treatment Building foundations. Extra bottom reinforcement	Drawing	5	CIVIL -1	VENDOR	Approval
2200	6007-PLN-AGE-40-52-8145-R05	Mojave Solar Project. Beta plant. Water Treatment Building foundations. Mat reinforcement details	Drawing	5	CIVIL -1	VENDOR	Approval
2201	6007-PLN-AGE-40-52-8150-R05	Mojave Solar Project. Beta plant. Water Treatment Building foundations. Drainage	Drawing	5	CIVIL -1	VENDOR	Approval
2202	6007-PLN-AGE-40-52-8160-R05	Mojave Solar Project. Beta plant. Water Treatment Building foundations. Pier and rack supports anchor layout	Drawing	5	CIVIL -1	VENDOR	Approval
2203	6007-PLN-AGE-40-52-8161-R04	Mojave Solar Project. Beta plant. Water Treatment Building foundations. Pier and rack supports detail	Drawing	4	CIVIL -1	VENDOR	Approval
2204	6007-PLN-AGE-40-52-8162-R04	Mojave Solar Project. Beta plant. Water Treatment Building foundations. Assemblies and details	Drawing	4	CIVIL -1	VENDOR	Approval
2205	6007-PLN-AGE-40-52-8163-R05	Mojave Solar Project. Beta plant. Water Treatment Building foundations. Skid and bench support layouts	Drawing	5	CIVIL -1	VENDOR	Approval
2206	6007-PLN-AGE-40-52-8164-R03	Mojave Solar Project. Beta plant. Water Treatment Building foundations. Skid supports details	Drawing	3	CIVIL -1	VENDOR	Approval
2207	6007-PLN-AGE-40-52-8173-R05	Mojave Solar Project. Beta plant. Water Treatment Building foundations. Skid supports layouts	Drawing	5	CIVIL -1	VENDOR	Approval
2208	Explanation letter_STRUCT-1-17.00	Alpha and Beta Water Treatment foundation	Letter	n/a	CIVIL -1	VENDOR	Approval
2209	6007-PLN-ATP-00-50-5001	General Civil and Structural Notes	Drawing	3	CIVIL -1	VENDOR	Approval
2210	6007-CAL-AGE-67-52-4300	CALCULATION REPORT FOR WTP AREA. PIPE SUPPORT FOUNDATIONS. ALPHA PLANT	Calculation	3	CIVIL -1	VENDOR	Approval
2211	6007-PLN-AGE-67-52-4300	FIELD ALPHA. UTILITIES WTP PIPING SUPPORT FOUNDATIONS. COVER SHEET	Drawing	2	CIVIL -1	VENDOR	Approval
2212	6007-PLN-AGE-67-52-4320	FIELD ALPHA. UTILITIES WTP PIPING SUPPORT FOUNDATIONS. GENERAL NOTES	Drawing	2	CIVIL -1	VENDOR	Approval
2213	6007-PLN-AGE-67-52-4340	FIELD ALPHA. UTILITIES WTP PIPING SUPPORT FOUNDATIONS. FOUNDATION PLAN	Drawing	4	CIVIL -1	VENDOR	Approval
2214	6007-PLN-AGE-67-52-4341	FIELD ALPHA. UTILITIES WTP PIPING SUPPORT FOUNDATIONS. DETAILS	Drawing	3	CIVIL -1	VENDOR	Approval
2215	6007-PLN-AGE-67-52-4342	FIELD ALPHA. UTILITIES WTP PIPING SUPPORT FOUNDATIONS. COORDINATES	Drawing	4	CIVIL -1	VENDOR	Approval
2216	6007-CAL-AGE-67-52-8300	CALCULATION REPORT FOR WTP AREA. PIPE SUPPORT FOUNDATIONS. BETA PLANT	Calculation	3	CIVIL -1	VENDOR	Approval
2217	6007-PLN-AGE-67-52-8300	FIELD BETA. UTILITIES WTP PIPING SUPPORT FOUNDATIONS. COVER SHEET	Drawing	2	CIVIL -1	VENDOR	Approval
2218	6007-PLN-AGE-67-52-8320	FIELD BETA. UTILITIES WTP PIPING SUPPORT FOUNDATIONS. GENERAL NOTES	Drawing	2	CIVIL -1	VENDOR	Approval
2219	6007-PLN-AGE-67-52-8340	FIELD BETA. UTILITIES WTP PIPING SUPPORT FOUNDATIONS. FOUNDATION PLAN	Drawing	4	CIVIL -1	VENDOR	Approval
2220	6007-PLN-AGE-67-52-8341	FIELD BETA. UTILITIES WTP PIPING SUPPORT FOUNDATIONS. DETAILS	Drawing	3	CIVIL -1	VENDOR	Approval
2221	6007-PLN-AGE-67-52-8342	FIELD BETA. UTILITIES WTP PIPING SUPPORT FOUNDATIONS. COORDINATES	Drawing	4	CIVIL -1	VENDOR	Approval
2222	Plan Check Reply_STRUCT-1-34.00	REPLY LETTER STRUC-1-34.00-PC1	REPLY LETTER STRUC-1-34.00-PC1	NA	CIVIL -1	VENDOR	Approval
2223	6007-CAL-AGE-00-54-2000	CALCULATION REPORT FOR ELECTRICAL PANELS STEEL STRUCTURE. ALPHA PLANT	Calculation	2	CIVIL -1	VENDOR	Approval
2224	6007-PLN-AGE-00-54-2000	MOJAVE SOLAR PROJECT. ALPHA PLANT. ELECTRICAL PANELS STEEL. COVER SHEET	Drawing	1	CIVIL -1	VENDOR	Approval
2225	6007-PLN-AGE-00-54-2001	MOJAVE SOLAR PROJECT. ALPHA PLANT. ELECTRICAL PANELS STEEL. GENERAL NOTES	Drawing	2	CIVIL -1	VENDOR	Approval
2226	6007-PLN-AGE-00-54-2002	MOJAVE SOLAR PROJECT. ALPHA PLANT. ELECTRICAL PANELS STEEL. STEEL PLAN I	Drawing	2	CIVIL -1	VENDOR	Approval
2227	6007-PLN-AGE-00-54-2003	MOJAVE SOLAR PROJECT. ALPHA PLANT. ELECTRICAL PANELS STEEL. STEEL PLAN II	Drawing	2	CIVIL -1	VENDOR	Approval
2228	6007-PLN-AGE-00-54-2004	MOJAVE SOLAR PROJECT. ALPHA PLANT. ELECTRICAL PANELS STEEL. STEEL PLAN III	Drawing	2	CIVIL -1	VENDOR	Approval
2229	6007-PLN-AGE-00-54-2005	MOJAVE SOLAR PROJECT. ALPHA PLANT. ELECTRICAL PANELS STEEL. STEEL PLAN IV	Drawing	2	CIVIL -1	VENDOR	Approval
2230	6007-PLN-AGE-00-54-2006	MOJAVE SOLAR PROJECT. ALPHA PLANT. ELECTRICAL PANELS STEEL. ESA TYPE 1 AND 2. SECTIONS & DETAILS	Drawing	2	CIVIL -1	VENDOR	Approval
2231	6007-CAL-AGE-00-54-6000	CALCULATION REPORT FOR ELECTRICAL PANELS STEEL STRUCTURE. BETA PLANT	Calculation	3	CIVIL -1	VENDOR	Approval
2232	6007-PLN-AGE-00-54-6000	MOJAVE SOLAR PROJECT. BETA PLANT. ELECTRICAL PANELS STEEL. COVER SHEET	Drawing	2	CIVIL -1	VENDOR	Approval
2233	6007-PLN-AGE-00-54-6001	MOJAVE SOLAR PROJECT. BETA PLANT. ELECTRICAL PANELS STEEL. GENERAL NOTES	Drawing	2	CIVIL -1	VENDOR	Approval
2234	6007-PLN-AGE-00-54-6002	MOJAVE SOLAR PROJECT. BETA PLANT. ELECTRICAL PANELS STEEL. STEEL PLAN I	Drawing	2	CIVIL -1	VENDOR	Approval
2235	6007-PLN-AGE-00-54-6003	MOJAVE SOLAR PROJECT. BETA PLANT. ELECTRICAL PANELS STEEL. STEEL PLAN II	Drawing	2	CIVIL -1	VENDOR	Approval
2236	6007-PLN-AGE-00-54-6004	MOJAVE SOLAR PROJECT. BETA PLANT. ELECTRICAL PANELS STEEL. STEEL PLAN III	Drawing	2	CIVIL -1	VENDOR	Approval
2237	6007-PLN-AGE-00-54-6005	MOJAVE SOLAR PROJECT. BETA PLANT. ELECTRICAL PANELS STEEL. STEEL PLAN IV	Drawing	2	CIVIL -1	VENDOR	Approval
2238	6007-PLN-AGE-00-54-6006	MOJAVE SOLAR PROJECT. BETA PLANT. ELECTRICAL PANELS STEEL. STEEL PLAN V	Drawing	2	CIVIL -1	VENDOR	Approval
2239	6007-PLN-AGE-00-54-6007	MOJAVE SOLAR PROJECT. BETA PLANT. ELECTRICAL PANELS STEEL. ESB TYPE 1 AND 2. SECTIONS & DETAILS	Drawing	2	CIVIL -1	VENDOR	Approval
2240	6007-PLN-AGE-00-54-6008	MOJAVE SOLAR PROJECT. BETA PLANT. ELECTRICAL PANELS STEEL. EBSB. SECTIONS & DETAILS	Drawing	3	CIVIL -1	VENDOR	Approval
2241	6007-CAL-CTS-58-52-1400	Calculationn report HTF recirculation Pump Alpha	Calculation	Rev.0	CIVIL -1	VENDOR	Approval
2242	6007-CAL-CTS-58-52-1410	Calculationn report HTF Main Pump Alpha	Calculation	Rev.0	CIVIL -1	VENDOR	Approval
2243	6007-CAL-CTS-58-52-5400	Calculationn report HTF recirculation Pump Beta	Calculation	Rev.0	CIVIL -1	VENDOR	Approval
2244	6007-CAL-CTS-58-52-5410	Calculationn report HTF Main Pump Beta	Calculation	Rev.0	CIVIL -1	VENDOR	Approval
2245	6007-PLN-CTS-58-52-1400	Alpha Central Plant HTF/ Recirculation Pump A-MP-201 Anchor bolt Plan and Detail	Drawing	Rev.0	CIVIL -1	VENDOR	Approval
2246	6007-PLN-CTS-58-52-1410	Alpha Central Plant HTF/ Main Pump A-MP-200 A/B/C/D Anchor bolt Plan and Detail	Drawing	Rev.0	CIVIL -1	VENDOR	Approval
2247	6007-PLN-CTS-58-52-5400	Beta Central Plant HTF/ Recirculation Pump A-MP-201 Anchor bolt Plan and Detail	Drawing	Rev.0	CIVIL -1	VENDOR	Approval
2248	6007-PLN-CTS-58-52-5410	Beta Central Plant HTF/ Main Pump A-MP-200 A/B/C/D Anchor bolt Plan and Detail	Drawing	Rev.0	CIVIL -1	VENDOR	Approval
2249	6007-CAL-CTS-58-52-1450	MOJAVE SOLAR PROJECT ALPHA SITE HTF RECIRCULATION PUMP ANCHOR BOLT DESIGN	Calculation	1	CIVIL -1	VENDOR	Approval
2250	6007-CAL-CTS-58-52-1460	MOJAVE SOLAR PROJECT ALPHA SITE HTF MAIN PUMP ANCHOR BOLT DESIGN	Calculation	1	CIVIL -1	VENDOR	Approval
2251	6007-CAL-CTS-58-52-5450	MOJAVE SOLAR PROJECT BETA SITE HTF RECIRCULATION PUMP ANCHOR BOLT DESIGN	Calculation	1	CIVIL -1	VENDOR	Approval
2252	6007-CAL-CTS-58-52-5460	MOJAVE SOLAR PROJECT BETA SITE HTF MAIN PUMP ANCHOR BOLT DESIGN	Calculation	1	CIVIL -1	VENDOR	Approval
2253	6007-PLN-CTS-58-52-1450	MOJAVE GENERATING STATION ALPHA CENTRAL PLANT HTF RECIRCULATION PUMP A-MP-201 ANCHOR BOLT PLAN AND DETAIL	Drawing	1	CIVIL -1	VENDOR	Approval
2254	6007-PLN-CTS-58-52-1460	MOJAVE GENERATING STATION ALPHA CENTRAL PLANT HTF RECIRCULATION PUMP A-MP-200 A/B/C/D ANCHOR BOLT PLAN AND DETAIL	Drawing	1	CIVIL -1	VENDOR	Approval
2255	6007-PLN-CTS-58-52-5450	MOJAVE GENERATING STATION BETA CENTRAL PLANT HTF RECIRCULATION PUMP A-MP-201 ANCHOR BOLT PLAN AND DETAIL	Drawing	1	CIVIL -1	VENDOR	Approval
2256	6007-PLN-CTS-58-52-5460	MOJAVE GENERATING STATION BETA CENTRAL PLANT HTF RECIRCULATION PUMP A-MP-200 A/B/C/D ANCHOR BOLT PLAN AND DETAIL	Drawing	1	CIVIL -1	VENDOR	Approval
2257	6007-CAL-AGE-25-54-4600	Calculation report for MV-317 Exhaust support structure Alpha Plant	Calculation	1	CIVIL -1	VENDOR	Approval
2258	6007-CAL-AGE-25-54-8600	Calculation report for MV-317 Exhaust support structure Beta Plant	Calculation	1	CIVIL -1	VENDOR	Approval
2259	6007-PLN-AGE-25-54-4600	Field Alpha MV-317 Exhaust support structure Cover sheet	Drawing	2	CIVIL -1	VENDOR	Approval
2260	6007-PLN-AGE-25-54-4620	Field Alpha MV-317 Exhaust support structure General Notes	Drawing	3	CIVIL -1	VENDOR	Approval
2261	6007-PLN-AGE-25-54-4640	Field Beta MV-317 Exhaust support structure Plan, Elevations & Details	Drawing	2	CIVIL -1	VENDOR	Approval
2262	6007-PLN-AGE-25-54-8600	Field Beta MV-317 Exhaust support structure Cover sheet	Drawing	2	CIVIL -1	VENDOR	Approval
2263	6007-PLN-AGE-25-54-8620	Field Beta MV-317 Exhaust support structure General Notes	Drawing	3	CIVIL -1	VENDOR	Approval
2264	6007-PLN-AGE-25-54-8640	Field Beta MV-317 Exhaust support structure Plan, Elevations & Details	Drawing	2	CIVIL -1	VENDOR	Approval
2265	ASCE 7-05 12.9.4	MV-317 Exhaust Support Structure VJ1	V-317 Exhaust Support Structure V	NA	CIVIL -1	VENDOR	Approval
2266	Check for welding	Check for welding	Check for welding	NA	CIVIL -1	VENDOR	Approval
2267	Cover Letter-STRUC-1-31.01-PC1	STRUCT-1-31.01-A & B MV-317 Exhaust Support structure	1.01-A & B MV-317 Exhaust Suppo	NA	CIVIL -1	VENDOR	Approval
2268	Wind Load	Wind Load	Wind Load	NA	CIVIL -1	VENDOR	Approval
2269	6007-PLN-ATP-00-50-5001	General Civil and Structural Notes	Drawing	3	CIVIL -1	VENDOR	Approval
2270	6007-INF-AGE-25-60-4001	Stress Analysis Report Power Block Alpha Plant	Analysis Report Power Block Alpha	1	CIVIL -1	VENDOR	Approval
2271	6007-CAL-AGE-00-52-2050	CALCULATION REPORT FOR I&C PANEL FOUNDATIONS. ALPHA PLANT	Calculation	1	CIVIL -1	VENDOR	Approval
2272	6007-PLN-AGE-00-52-2050	MOJAVE SOLAR PROJECT ALPHA PLANT I&C PANELS FOUNDATIONS. COVER SHEET	Drawing	0	CIVIL -1	VENDOR	Approval
2273	6007-PLN-AGE-00-52-2051	MOJAVE SOLAR PROJECT ALPHA PLANT I&C PANELS FOUNDATIONS. GENERAL NOTES	Drawing	1	CIVIL -1	VENDOR	Approval
2274	6007-PLN-AGE-00-52-2052	MOJAVE SOLAR PROJECT ALPHA PLANT I&C PANELS FOUNDATIONS. FOUNDATION PLAN V	Drawing	1	CIVIL -1	VENDOR	Approval
2275	6007-PLN-AGE-00-52-2053	MOJAVE SOLAR PROJECT ALPHA PLANT I&C PANELS FOUNDATIONS. SECTION & DETAILS	Drawing	1	CIVIL -1	VENDOR	Approval
2276	6007-PLN-AGE-00-52-2054	MOJAVE SOLAR PROJECT ALPHA PLANT I&C PANELS FOUNDATIONS. SECTION & DETAILS	Drawing	1	CIVIL -1	VENDOR	Approval
2277	6007-CAL-AGE-00-52-6050	CALCULATION REPORT FOR I&C PANEL FOUNDATIONS. BETA PLANT	Calculation	1	CIVIL -1	VENDOR	Approval
2278	6007-PLN-AGE-00-52-6050	MOJAVE SOLAR PROJECT BETA PLANT I&C PANELS FOUNDATIONS. COVER SHEET	Drawing	0	CIVIL -1	VENDOR	Approval
2279	6007-PLN-AGE-00-52-6051	MOJAVE SOLAR PROJECT BETA PLANT I&C PANELS FOUNDATIONS. GENERAL NOTES	Drawing	1	CIVIL -1	VENDOR	Approval
2280	6007-PLN-AGE-00-52-6052	MOJAVE SOLAR PROJECT BETA PLANT I&C PANELS FOUNDATIONS. FOUNDATION PLAN V	Drawing	1	CIVIL -1	VENDOR	Approval
2281	6007-PLN-AGE-00-52-6053	MOJAVE SOLAR PROJECT BETA PLANT I&C PANELS FOUNDATIONS. SECTION & DETAILS	Drawing	1	CIVIL -1	VENDOR	Approval
2282	6007-PLN-AGE-00-52-6054	MOJAVE SOLAR PROJECT BETA PLANT I&C PANELS FOUNDATIONS. SECTION & DETAILS	Drawing	1	CIVIL -1	VENDOR	Approval
2283	Comment Letter	STRUC-1-41.00-A&B Instrumentation and Control Panels Foundations	A&B Instrumentation and Control Pa	na	CIVIL -1	VENDOR	Approval
2284	6007-CAL-AGE-67-52-4600	CALCULATION REPORT FOR 401A-CWR-01-CS95-54" PIPING SUPPORT FOUND. ALPHA PLANT	Calculation	3	CIVIL -1	VENDOR	Approval
2285	6007-PLN-AGE-67-52-4600	FIELD ALPHA 401A-CWR-01-CS95-54 PIPING SUPPORTS FOUNDATIONS. COVER SHEET	Drawing	1	CIVIL -1	VENDOR	Approval
2286	6007-PLN-AGE-67-52-4620	FIELD ALPHA 401A-CWR-01-CS95-54 PIPING SUPPORTS FOUNDATIONS. GENERAL NOTES	Drawing	0	CIVIL -1	VENDOR	Approval
2287	6007-PLN-AGE-67-52-4640	FIELD ALPHA 401A-CWR-01-CS95-54 PIPING SUPPORTS FOUNDATIONS. PLAN	Drawing	2	CIVIL -1	VENDOR	Approval
2288	6007-PLN-AGE-67-52-4641	FIELD ALPHA 401A-CWR-01-CS95-54 PIPING SUPPORTS FOUNDATIONS. COORDINATES	Drawing	2	CIVIL -1	VENDOR	Approval
2289	6007-PLN-AGE-67-52-4642	FIELD ALPHA 401A-CWR-01-CS95-54 PIPING SUPPORTS FOUNDATIONS. DETAILS	Drawing	3	CIVIL -1	VENDOR	Approval
2290	6007-PLN-AGE-67-52-4643	FIELD ALPHA 401A-CWR-01-CS95-54 PIPING SUPPORTS FOUNDATIONS. ANCHOR BOLTS	Drawing	0	CIVIL -1	VENDOR	Approval
2291	6007-CAL-AGE-67-52-8600	CALCULATION REPORT FOR 401A-CWR-01-CS95-54" PIPING SUPPORT FOUND. BETA PLANT	Calculation	3	CIVIL -1	VENDOR	Approval
2292	6007-PLN-AGE-67-52-8600	FIELD BETA 401A-CWR-01-CS95-54 PIPING SUPPORTS FOUNDATIONS. COVER SHEET	Drawing	1	CIVIL -1	VENDOR	Approval
2293	6007-PLN-AGE-67-52-8620	FIELD BETA 401A-CWR-01-CS95-54 PIPING SUPPORTS FOUNDATIONS. GENERAL NOTES	Drawing	0	CIVIL -1	VENDOR	Approval
2294	6007-PLN-AGE-67-52-8640	FIELD BETA 401A-CWR-01-CS95-54 PIPING SUPPORTS FOUNDATIONS. PLAN	Drawing	2	CIVIL -1	VENDOR	Approval
2295	6007-PLN-AGE-67-52-8641	FIELD BETA 401A-CWR-01-CS95-54 PIPING SUPPORTS FOUNDATIONS. COORDINATES	Drawing	3	CIVIL -1	VENDOR	Approval
2296	6007-PLN-AGE-67-52-8642	FIELD BETA 401A-CWR-01-CS95-54 PIPING SUPPORTS FOUNDATIONS. DETAILS	Drawing	3	CIVIL -1	VENDOR	Approval

Compliance No.:		GEN-2					
Job :		Mojave Solar Project					
Date: 7/8/14		Description: Civil Master Drawing List					
Line No.	Sheet No.	Description	Type of Document	Revision Number	Applicable Condition of Certification	Vendor Supplied or EOR	Reason for Submittal
2297	6007-PLN-AGE-67-52-8643	FIELD BETA 401A-CWR-01-CS95-54 PIPING SUPPORTS FOUNDATIONS. ANCHOR BOLTS	Drawing	0	CIVIL -1	VENDOR	Approval
2298	6007-PLN-AGE-25-52-4640	Field Alpha MV-317 Exhaust support foundation Plan & Details	Drawing	4	CIVIL -1	VENDOR	Approval
2299	6007-PLN-AGE-25-52-8640	Field Beta MV-317 Exhaust support foundation Plan & Details	Drawing	4	CIVIL -1	VENDOR	Approval
2300	Checks of column	Checks of Column B2	Checks of Column B2	NA	CIVIL -1	VENDOR	Approval
2301	STRUCT-1-31.00-A&B MV-317 Exhaust Support Foundations	Cover Letter	Cover Letter	NA	CIVIL -1	VENDOR	Approval
2302	6007-CAL-AGE-58-52-2550	Calculation report for HTF-Alpha Plant - HTF/Degradation Recycle Pumps MP-221 A/B Foundations	Calculation	2	CIVIL -1	VENDOR	Approval
2303	6007-PLN-AGE-58-52-2550	Mojave Generating Station Alpha Central Plant HTF/Degradation Recycle Pumps MP-221AB -Foundations Cover Sheet	Drawing	2	CIVIL -1	VENDOR	Approval
2304	6007-PLN-AGE-58-52-2551	Mojave Generating Station Alpha Central Plant HTF/Degradation Recycle Pumps MP-221AB -Foundations General Notes	Drawing	2	CIVIL -1	VENDOR	Approval
2305	6007-PLN-AGE-58-52-2552	Mojave Generating Station Alpha Central Plant HTF/Degradation Recycle Pumps MP-221AB -Foundations Plan, Sections & Details	Drawing	3	CIVIL -1	VENDOR	Approval
2306	6007-CAL-AGE-58-52-6550_R02	Calculation report for HTF- Beta Plant - HTF/Degradation Recycle Pumps MP-221 A/B Foundations	Calculation	2	CIVIL -1	VENDOR	Approval
2307	6007-PLN-AGE-58-52-6550_R02	Mojave Generating Station Beta Central Plant HTF/Degradation Recycle Pumps MP-221AB -Foundations Cover Sheet	Drawing	2	CIVIL -1	VENDOR	Approval
2308	6007-PLN-AGE-58-52-6551_R02	Mojave Generating Station Beta Central Plant HTF/Degradation Recycle Pumps MP-221AB -Foundations General Notes	Drawing	2	CIVIL -1	VENDOR	Approval
2309	6007-PLN-AGE-58-52-6552_R03	Mojave Generating Station Beta Central Plant HTF/Degradation Recycle Pumps MP-221AB -Foundations Plan, Sections & Details	Drawing	3	CIVIL -1	VENDOR	Approval
2310	Plan Check Reply_STRUCT-1-39.00 PC1	STRUC-1-39.00-A&B Degradation Pumps Foundations-PC1	00-A&B Degradation Pumps Foun	N/A	CIVIL -1	VENDOR	Approval
2311	6007-CAL-AGE-25-52-4800_R01	Calculation report for PB pipping Support Foundations.Alpha Plant	Calculation	1	CIVIL -1	VENDOR	Approval
2312	6007-PLN-AGE-25-52-4800-R02	Field Alpha PB pipping Support Foundations Cover Sheet	Drawing	2	CIVIL -1	VENDOR	Approval
2313	6007-PLN-AGE-25-52-4810-R02	Field Alpha PB pipping Support Foundationss General Notes	Drawing	2	CIVIL -1	VENDOR	Approval
2314	6007-PLN-AGE-25-52-4820-R02	Field Alpha PB pipping Support Foundations Plan View	Drawing	2	CIVIL -1	VENDOR	Approval
2315	6007-PLN-AGE-25-52-4830-R02	Field Alpha PB pipping Support Foundations Footing Details	Drawing	2	CIVIL -1	VENDOR	Approval
2316	6007-PLN-AGE-25-52-4831-R02	Field Alpha PB pipping Support Foundations Footing Details	Drawing	2	CIVIL -1	VENDOR	Approval
2317	6007-PLN-AGE-25-52-4840-R02	Field Alpha PB pipping Support Foundations Coordinates	Drawing	2	CIVIL -1	VENDOR	Approval
2318	6007-CAL-AGE-25-52-8800_R01	Calculation report for PB pipping Support Foundations.Beta Plant	Calculation	1	CIVIL -1	VENDOR	Approval
2319	6007-PLN-AGE-25-52-8800-R02	Field Beta PB pipping Support Foundations Cover Sheet	Drawing	2	CIVIL -1	VENDOR	Approval
2320	6007-PLN-AGE-25-52-8810-R02	Field Beta PB pipping Support Foundationss General Notes	Drawing	2	CIVIL -1	VENDOR	Approval
2321	6007-PLN-AGE-25-52-8820-R02	Field Beta PB pipping Support Foundations Plan View	Drawing	2	CIVIL -1	VENDOR	Approval
2322	6007-PLN-AGE-25-52-8830-R02	Field Beta PB pipping Support Foundations Footing Details	Drawing	2	CIVIL -1	VENDOR	Approval
2323	6007-PLN-AGE-25-52-8831-R02	Field Beta PB pipping Support Foundations Footing Details	Drawing	2	CIVIL -1	VENDOR	Approval
2324	6007-PLN-AGE-25-52-8840-R02	Field Beta PB pipping Support Foundations Coordinates	Drawing	2	CIVIL -1	VENDOR	Approval
2325	Plan Check Reply_STRUCT-1-40.00 PC1	Plan Check Reply_STRUCT-1-40.00 PC1	n Check Reply_STRUCT-1-40.00 P	n/a	CIVIL -1	VENDOR	Approval
2326	6007-PLN-AGE-00-50-C001	Anchor rod Assemblies and details	Drawing	1	CIVIL -1	VENDOR	Approval
2327	6007-PLN-AGE-00-50-S001	General civil and structural notes	Drawing	3	CIVIL -1	VENDOR	Approval
2328	6007-PLN-AGE-00-50-S002	Typical ladder,safety cage and safety gate details	Drawing	1	CIVIL -1	VENDOR	Approval
2329	6007-PLN-AGE-00-50-S003	Typical pipe handrail,stairway and grating detail	Drawing	1	CIVIL -1	VENDOR	Approval
2330	6007-CAL-AGE-00-52-2000	CALCULATION REPORT FOR ELECTRICAL PANELS FOUNDATIONS. ALPHA PLANT	Calculation	4	CIVIL -1	VENDOR	Approval
2331	6007-PLN-AGE-00-52-2000	MOJAVE SOLAR PROJECT. ALPHA PLANT. ELECTRICAL PANELS FOUNDATIONS. COVER SHEET	Drawing	2	CIVIL -1	VENDOR	Approval
2332	6007-PLN-AGE-00-52-2001	MOJAVE SOLAR PROJECT. ALPHA PLANT. ELECTRICAL PANELS FOUNDATIONS. GENERAL NOTES	Drawing	3	CIVIL -1	VENDOR	Approval
2333	6007-PLN-AGE-00-52-2002	MOJAVE SOLAR PROJECT. ALPHA PLANT. ELECTRICAL PANELS FOUNDATIONS. FOUNDATION PLAN I	Drawing	2	CIVIL -1	VENDOR	Approval
2334	6007-PLN-AGE-00-52-2003	MOJAVE SOLAR PROJECT. ALPHA PLANT. ELECTRICAL PANELS FOUNDATIONS. FOUNDATION PLAN II	Drawing	2	CIVIL -1	VENDOR	Approval
2335	6007-PLN-AGE-00-52-2004	MOJAVE SOLAR PROJECT. ALPHA PLANT. ELECTRICAL PANELS FOUNDATIONS. FOUNDATION PLAN III	Drawing	2	CIVIL -1	VENDOR	Approval
2336	6007-PLN-AGE-00-52-2005	MOJAVE SOLAR PROJECT. ALPHA PLANT. ELECTRICAL PANELS FOUNDATIONS. FOUNDATION PLAN IV	Drawing	2	CIVIL -1	VENDOR	Approval
2337	6007-PLN-AGE-00-52-2006	MOJAVE SOLAR PROJECT. ALPHA PLANT. ELECTRICAL PANELS FOUNDATIONS. COORDINATES	Drawing	2	CIVIL -1	VENDOR	Approval
2338	6007-PLN-AGE-00-52-2007	MOJAVE SOLAR PROJECT. ALPHA PLANT. ELECTRICAL PANELS FOUNDATIONS. SECTIONS & DETAILS	Drawing	2	CIVIL -1	VENDOR	Approval
2339	6007-CAL-AGE-00-52-6000	CALCULATION REPORT FOR ELECTRICAL PANELS FOUNDATIONS. BETA PLANT	Calculation	4	CIVIL -1	VENDOR	Approval
2340	6007-PLN-AGE-00-52-6000	MOJAVE SOLAR PROJECT. BETA PLANT. ELECTRICAL PANELS FOUNDATIONS. COVER SHEET	Drawing	1	CIVIL -1	VENDOR	Approval
2341	6007-PLN-AGE-00-52-6001	MOJAVE SOLAR PROJECT. BETA PLANT. ELECTRICAL PANELS FOUNDATIONS. GENERAL NOTES	Drawing	3	CIVIL -1	VENDOR	Approval
2342	6007-PLN-AGE-00-52-6002	MOJAVE SOLAR PROJECT. BETA PLANT. ELECTRICAL PANELS FOUNDATIONS. FOUNDATION PLAN I	Drawing	2	CIVIL -1	VENDOR	Approval
2343	6007-PLN-AGE-00-52-6003	MOJAVE SOLAR PROJECT. BETA PLANT. ELECTRICAL PANELS FOUNDATIONS. FOUNDATION PLAN II	Drawing	2	CIVIL -1	VENDOR	Approval
2344	6007-PLN-AGE-00-52-6004	MOJAVE SOLAR PROJECT. BETA PLANT. ELECTRICAL PANELS FOUNDATIONS. FOUNDATION PLAN III	Drawing	2	CIVIL -1	VENDOR	Approval
2345	6007-PLN-AGE-00-52-6005	MOJAVE SOLAR PROJECT. BETA PLANT. ELECTRICAL PANELS FOUNDATIONS. FOUNDATION PLAN IV	Drawing	2	CIVIL -1	VENDOR	Approval
2346	6007-PLN-AGE-00-52-6006	MOJAVE SOLAR PROJECT. BETA PLANT. ELECTRICAL PANELS FOUNDATIONS. FOUNDATION PLAN V	Drawing	2	CIVIL -1	VENDOR	Approval
2347	6007-PLN-AGE-00-52-6007	MOJAVE SOLAR PROJECT. BETA PLANT. ELECTRICAL PANELS FOUNDATIONS. COORDINATES	Drawing	2	CIVIL -1	VENDOR	Approval
2348	6007-PLN-AGE-00-52-6008	MOJAVE SOLAR PROJECT. BETA PLANT. ELECTRICAL PANELS FOUNDATIONS. SECTIONS & DETAILS	Drawing	2	CIVIL -1	VENDOR	Approval
2349	Plan Check Reply_STRUC-1-42.00	Plan Check Reply_STRUC-1-42.00	Plan Check Reply_STRUC-1-42.00	n/a	CIVIL -1	VENDOR	Approval
2350	6007-CAL-CTS-58-54-2100	MOJAVE SOLAR PROJECT ALPHA PLANT OVERFLOW PIPE STRUCTURE	Calculation	0	CIVIL -1	VENDOR	Approval
2351	6007-PLN-CTS-58-54-2100	FIELD ALPHA OVERFLOW PIPE PLATFORM. GENERAL STRUCTURAL NOTES	Drawing	0	CIVIL -1	VENDOR	Approval
2352	6007-PLN-CTS-58-54-2101	FIELD ALPHA OVERFLOW PIPE PLATFORM. FRAMING DETAILS	Drawing	0	CIVIL -1	VENDOR	Approval
2353	6007-PLN-CTS-58-54-2102	FIELD ALPHA OVERFLOW PIPE PLATFORM. MOMENT FRAME ELEVATIONS	Drawing	0	CIVIL -1	VENDOR	Approval
2354	6007-CAL-CTS-58-54-6100	MOJAVE SOLAR PROJECT BETA PLANT OVERFLOW PIPE STRUCTURE	Calculation	0	CIVIL -1	VENDOR	Approval
2355	6007-PLN-CTS-58-54-6100	FIELD BETA OVERFLOW PIPE PLATFORM. GENERAL STRUCTURAL NOTES	Drawing	0	CIVIL -1	VENDOR	Approval
2356	6007-PLN-CTS-58-54-6101	FIELD BETA OVERFLOW PIPE PLATFORM. FRAMING DETAILS	Drawing	0	CIVIL -1	VENDOR	Approval
2357	6007-PLN-CTS-58-54-6102	FIELD BETA OVERFLOW PIPE PLATFORM. MOMENT FRAME ELEVATIONS	Drawing	0	CIVIL -1	VENDOR	Approval
2358	6007-CAL-CTS-23-52-1600	Mojave Solar Project - Alpha Site Transformer Foundation and Anchorage Design Buildings 22, 26, and 27	Calculation	1	CIVIL -1	VENDOR	Approval
2359	6007-CAL-CTS-23-52-6600	Mojave Solar Project - Beta Site Transformer Foundation and Anchorage Design Buildings 22, 26, and 27	Calculation	1	CIVIL -1	VENDOR	Approval
2360	6007-PLN-CTS-23-52-1600	Field Alpha. Transformer Foundation BLDG 22, 26, 27. General Structural Notes.	Drawing	3	CIVIL -1	VENDOR	Approval
2361	6007-PLN-CTS-23-52-1601	Field Alpha. Transformer Foundation BLDG 22, 26, 27. Foundation Plan.	Drawing	3	CIVIL -1	VENDOR	Approval
2362	6007-PLN-CTS-23-52-6600	Field Beta. Transformer Foundation BLDG 22, 26, 27. General Structural Notes.	Drawing	3	CIVIL -1	VENDOR	Approval
2363	6007-PLN-CTS-23-52-6601	Field Beta. Transformer Foundation BLDG 22, 26, 27. Foundation Plan.	Drawing	3	CIVIL -1	VENDOR	Approval
2364	Plan Check Reply_STRUCT-1-43.00	Response Letter	Response Letter	NA	CIVIL -1	VENDOR	Approval
2365	6007-CAL-AGE-58-54-2300	MOJAVE SOLAR HTF FILTER ACCESS (ALPHA)	Calculation	0	CIVIL -1	VENDOR	Approval
2366	6007-PLN-AGE-58-54-2345	MOJAVE SOLAR PROJECT FIELD ALPHA HTF MAIN PUMPS FILTERS AUXILIARY PLATFORMS. COVER SHEETS	Drawing	0	CIVIL -1	VENDOR	Approval
2367	6007-PLN-AGE-58-54-2346	MOJAVE SOLAR PROJECT ALPHA PLANT HTF MAIN PUMPS FILTERS AUXILIARY PLATFORMS. GENERAL NOTES	Drawing	0	CIVIL -1	VENDOR	Approval
2368	6007-PLN-AGE-58-54-2347	MOJAVE SOLAR PROJECT. ALPHA PLANT HTF MAIN PUMPS FILTERS AUXILIARY PLATFORMS. PLATFORM 1. STRUCTURE STEEL, FRAMES	Drawing	0	CIVIL -1	VENDOR	Approval
2369	6007-PLN-AGE-58-54-2348	MOJAVE SOLAR PROJECT. ALPHA PLANT HTF MAIN PUMPS AUXILIARY PLATFORMS. PLATFORM 1. STRUCTURE STEEL, FRAMES	Drawing	0	CIVIL -1	VENDOR	Approval
2370	6007-PLN-AGE-58-54-2349	MOJAVE SOLAR PROJECT. ALPHA PLANT HTF MAIN PUMPS FILTERS AUXILIARY PLATFORMS. PLATFORM 2. STRUCTURE STEEL, FRAMES	Drawing	0	CIVIL -1	VENDOR	Approval
2371	6007-PLN-AGE-58-54-2350	MOJAVE SOLAR PROJECT. ALPHA PLANT HTF MAIN PUMPS FILTERS AUXILIARY PLATFORMS. PLATFORM 2. STRUCTURE STEEL, FRAMES	Drawing	0	CIVIL -1	VENDOR	Approval
2372	6007-PLN-AGE-58-54-2351	MOJAVE SOLAR PROJECT. ALPHA PLANT HTF MAIN PUMPS FILTERS AUXILIARY PLATFORMS. PLATFORM 3. STRUCTURE STEEL, FRAMES	Drawing	0	CIVIL -1	VENDOR	Approval
2373	6007-PLN-AGE-58-54-2352	MOJAVE SOLAR PROJECT. ALPHA PLANT HTF MAIN PUMPS FILTERS AUXILIARY PLATFORMS. PLATFORM 3. STRUCTURE STEEL, FRAMES	Drawing	0	CIVIL -1	VENDOR	Approval
2374	6007-PLN-AGE-58-54-2353	MOJAVE SOLAR PROJECT. ALPHA PLANT HTF MAIN PUMPS FILTERS AUXILIARY PLATFORMS. PLATFORM 4. STRUCTURE STEEL, FRAMES	Drawing	0	CIVIL -1	VENDOR	Approval
2375	6007-PLN-AGE-58-54-2354	MOJAVE SOLAR PROJECT. ALPHA HTF MAIN PUMPS FILTERS AUXILIARY PLATFORMS. PLATFORM 4. STRUCTURE STEEL, FRAMES	Drawing	0	CIVIL -1	VENDOR	Approval
2376	6007-PLN-AGE-58-54-2355	MOJAVE SOLAR PROJECT. ALPHA PLANT HTF MAIN PUMPS FILTERS AUXILIARY PLATFORMS. PLATFORM 5. STRUCTURE STEEL, FRAMES	Drawing	0	CIVIL -1	VENDOR	Approval
2377	6007-PLN-AGE-58-54-2356	MOJAVE SOLAR PROJECT. ALPHA PLANT HTF MAIN PUMPS FILTERS AUXILIARY PLATFORMS. PLATFORM 5. STRUCTURE STEEL, FRAMES	Drawing	0	CIVIL -1	VENDOR	Approval
2378	6007-PLN-AGE-58-54-2357	MOJAVE SOLAR PROJECT. ALPHA PLANT HTF MAIN PUMPS FILTERS AUXILIARY PLATFORMS. CONNECTION DETAILS	Drawing	0	CIVIL -1	VENDOR	Approval
2379	6007-PLN-AGE-58-54-2358	MOJAVE SOLAR PROJECT. ALPHA PLANT HTF MAIN PUMPS FILTERS AUXILIARY PLATFORMS. CONNECTION DETAILS	Drawing	0	CIVIL -1	VENDOR	Approval
2380	6007-PLN-AGE-58-54-2359	MOJAVE SOLAR PROJECT. ALPHA PLANT HTF MAIN PUMPS FILTERS AUXILIARY PLATFORMS. CONNECTION DETAILS	Drawing	0	CIVIL -1	VENDOR	Approval
2381	6007-CAL-AGE-58-54-6345	MOJAVE SOLAR HTF FILTER ACCESS (BETA)	Calculation	0	CIVIL -1	VENDOR	Approval
2382	6007-PLN-AGE-58-54-6345	MOJAVE SOLAR PROJECT FIELD BETA HTF MAIN PUMPS FILTERS AUXILIARY PLATFORMS. COVER SHEETS	Drawing	0	CIVIL -1	VENDOR	Approval
2383	6007-PLN-AGE-58-54-6346	MOJAVE SOLAR PROJECT. BETA HTF MAIN PUMPS FILTERS AUXILIARY PLATFORMS. GENERAL NOTES	Drawing	0	CIVIL -1	VENDOR	Approval
2384	6007-PLN-AGE-58-54-6347	MOJAVE SOLAR PROJECT. BETA PLANT HTF MAIN PUMPS FILTERS AUXILIARY PLATFORMS. PLATFORM 1. STRUCTURE STEEL, FRAMES	Drawing	0	CIVIL -1	VENDOR	Approval
2385	6007-PLN-AGE-58-54-6348	MOJAVE SOLAR PROJECT. BETA PLANT HTF MAIN PUMPS FILTERS AUXILIARY PLATFORMS. PLATFORM 1. STRUCTURE STEEL, FRAMES	Drawing	0	CIVIL -1	VENDOR	Approval
2386	6007-PLN-AGE-58-54-6349	MOJAVE SOLAR PROJECT. BETA PLANT HTF MAIN PUMPS FILTERS AUXILIARY PLATFORMS. PLATFORM 2. STRUCTURE STEEL, FRAMES	Drawing	0	CIVIL -1	VENDOR	Approval
2387	6007-PLN-AGE-58-54-6350	MOJAVE SOLAR PROJECT. BETA PLANT HTF MAIN PUMPS FILTERS AUXILIARY PLATFORMS. PLATFORM 2. STRUCTURE STEEL, FRAMES	Drawing	0	CIVIL -1	VENDOR	Approval
2388	6007-PLN-AGE-58-54-6351	MOJAVE SOLAR PROJECT. BETA PLANT HTF MAIN PUMPS FILTERS AUXILIARY PLATFORMS. PLATFORM 3. STRUCTURE STEEL, FRAMES	Drawing	0	CIVIL -1	VENDOR	Approval
2389	6007-PLN-AGE-58-54-6352	MOJAVE SOLAR PROJECT. BETA PLANT HTF MAIN PUMPS FILTERS AUXILIARY PLATFORMS. PLATFORM 3. STRUCTURE STEEL, FRAMES	Drawing	0	CIVIL -1	VENDOR	Approval
2390	6007-PLN-AGE-58-54-6353	MOJAVE SOLAR PROJECT. BETA PLANT HTF MAIN PUMPS FILTERS AUXILIARY PLATFORMS. PLATFORM 4. STRUCTURE STEEL, FRAMES	Drawing	0	CIVIL -1	VENDOR	Approval
2391	6007-PLN-AGE-58-54-6354	MOJAVE SOLAR PROJECT. BETA PLANT HTF MAIN PUMPS FILTERS AUXILIARY PLATFORMS. PLATFORM 4. STRUCTURE STEEL, FRAMES	Drawing	0	CIVIL -1	VENDOR	Approval
2392	6007-PLN-AGE-58-54-6355	MOJAVE SOLAR PROJECT. BETA PLANT HTF MAIN PUMPS FILTERS AUXILIARY PLATFORMS. PLATFORM 5. STRUCTURE STEEL, FRAMES	Drawing	0	CIVIL -1	VENDOR	Approval
2393	6007-PLN-AGE-58-54-6356	MOJAVE SOLAR PROJECT. BETA PLANT HTF MAIN PUMPS FILTERS AUXILIARY PLATFORMS. PLATFORM 5. STRUCTURE STEEL, FRAMES	Drawing	0	CIVIL -1	VENDOR	Approval
2394	6007-PLN-AGE-58-54-6357	MOJAVE SOLAR PROJECT. BETA PLANT HTF MAIN PUMPS FILTERS AUXILIARY PLATFORMS. CONNECTION DETAILS	Drawing	0	CIVIL -1	VENDOR	Approval
2395	6007-PLN-AGE-58-54-6358	MOJAVE SOLAR PROJECT. BETA PLANT HTF MAIN PUMPS FILTERS AUXILIARY PLATFORMS. CONNECTION DETAILS	Drawing	0	CIVIL -1	VENDOR	Approval
2396	6007-PLN-AGE-58-54-6359	MOJAVE SOLAR PROJECT. BETA PLANT HTF MAIN PUMPS FILTERS AUXILIARY PLATFORMS. CONNECTION DETAILS	Drawing	0	CIVIL -1	VENDOR	Approval
2397	6007-CAL-AGE-67-54-4300	CALCULATION REPORT FOR WTP AREA. PIPE SUPPORT FOUNDATIONS. ALPHA PLANT	Calculation	4	CIVIL -1	VENDOR	Approval
2398	6007-PLN-AGE-67-54-4340	FIELD ALPHA UTILITIES WTP PIPING SUPPORT FOUNDATIONS. FOUNDATION PLANS	Drawing	5	CIVIL -1	VENDOR	Approval
2399	6007-PLN-AGE-67-54-4341	FIELD ALPHA UTILITIES WTP PIPING SUPPORT FOUNDATIONS. DETAILS	Drawing	4	CIVIL -1	VENDOR	Approval
2400	6007-PLN-AGE-67-54-4342	FIELD ALPHA UTILITIES WTP PIPING SUPPORT FOUNDATIONS. COORDINATES	Drawing	5	CIVIL -1	VENDOR	Approval
2401	6007-CAL-AGE-67-54-8300	CALCULATION REPORT FOR WTP AREA. PIPE SUPPORT FOUNDATION. BETA PLANT	Calculation	4	CIVIL -1	VENDOR	Approval
2402	6007-PLN-AGE-67-54-8340	FIELD BETA UTILITIES WTP PIPING SUPPORT FOUNDATIONS. FOUNDATION PLANS	Drawing	5	CIVIL -1	VENDOR	Approval
2403	6007-PLN-AGE-67-54-8341	FIELD BETA UTILITIES WTP PIPING SUPPORT FOUNDATIONS. DETAILS	Drawing	4	CIVIL -1	VENDOR	Approval
2404	6007-PLN-AGE-67-54-8342	FIELD BETA UTILITIES WTP PIPING SUPPORT FOUNDATIONS. COORDINATES	Drawing	5	CIVIL -1	VENDOR	Approval
2405	Revision letter_CIVIL-1-34.00	REVISION MEMO	REVISION MEMO		CIVIL -1	VENDOR	Approval
2406	6007-CAL-AGE-67-52-4200	CALCULATION REPORT FOR UTILITIES.Cooling Tower AREA SUPPORTS FOUNDATIONS.ALPHA PLANT	Calculation	4	CIVIL -1	VENDOR	Approval
2407	6007-PLN-AGE-67-52-4200	FIELD ALPHA.CT PIPING SUPPORT FOUNDATION UTILITIES.COVER SHEET.	Drawing	5	CIVIL -1	VENDOR	Approval
2408	6007-PLN-AGE-67-52-4220	FIELD ALPHA.CT PIPING SUPPORT FOUNDATION UTILITIES.GENERAL NOTES.	Drawing	2	CIVIL -1	VENDOR	Approval
2409	6007-PLN-AGE-67-52-4240	FIELD ALPHA.CT PIPING SUPPORT FOUNDATION UTILITIES.PLAN VIEW.	Drawing	5	CIVIL -1	VENDOR	Approval
2410	6007-PLN-AGE-67-52-4241	FIELD ALPHA.CT PIPING SUPPORT FOUNDATION UTILITIES.DETAILS I.	Drawing	4	CIVIL -1	VENDOR	Approval
2411	6007-PLN-AGE-67-52-4242	FIELD ALPHA.CT PIPING SUPPORT FOUNDATION UTILITIES.DETAILS III.	Drawing	5	CIVIL -1	VENDOR	Approval
2412	6007-PLN-AGE-67-52-4243	FIELD ALPHA.CT PIPING SUPPORT FOUNDATION UTILITIES.FOUNDATION & ATE INFORMATIONS I.	Drawing	4	CIVIL -1	VENDOR	Approval
2413	6007-PLN-AGE-67-52-4244	FIELD ALPHA.CT PIPING SUPPORT FOUNDATION UTILITIES.FOUNDATION & ATE INFORMATIONS II.	Drawing	4	CIVIL -1	VENDOR	Approval
2414	6007-PLN-AGE-67-52-4245	FIELD ALPHA.CT PIPING SUPPORT FOUNDATION UTILITIES.COLUMN DETAILS.	Drawing	2	CIVIL -1	VENDOR	Approval
2415	6007-CAL-AGE-67-52-8200	CALCULATION REPORT FOR UTILITIES.Cooling Tower AREA SUPPORTS FOUNDATIONS.BETA PLANT	Calculation	4	CIVIL -1	VENDOR	Approval
2416	6007-PLN-AGE-67-52-8200	FIELD BETA.CT PIPING SUPPORT FOUNDATION UTILITIES.COVER SHEET.	Drawing	5	CIVIL -1	VENDOR	Approval
2417	6007-PLN-AGE-67-52-8220	FIELD BETA.CT PIPING SUPPORT FOUNDATION UTILITIES.GENERAL NOTES.	Drawing	2	CIVIL -1	VENDOR	Approval
2418	6007-PLN-AGE-67-52-8240	FIELD BETA.CT PIPING SUPPORT FOUNDATION UTILITIES.PLAN VIEW.	Drawing	5	CIVIL -1	VENDOR	Approval
2419	6007-PLN-AGE-67-52-8241	FIELD BETA.CT PIPING SUPPORT FOUNDATION UTILITIES.DETAILS I.	Drawing	4	CIVIL -1	VENDOR	Approval
2420	6007-PLN-AGE-67-52-8242	FIELD BETA.CT PIPING SUPPORT FOUNDATION UTILITIES.DETAILS III.	Drawing	5	CIVIL -1	VENDOR	Approval
2421	6007-PLN-AGE-67-52-8243	FIELD BETA.CT PIPING SUPPORT FOUNDATION UTILITIES.FOUNDATION & PLATE INFORMATIONS I.	Drawing	4	CIVIL -1	VENDOR	Approval

Compliance No.:		GEN-2					
Job :		Mojave Solar Project					
Date: 7/8/14		Description: Civil Master Drawing List					
Line No.	Sheet No.	Description	Type of Document	Revision Number	Applicable Condition of Certification	Vendor Supplied or EOR	Reason for Submittal
2422	6007-PLN-AGE-67-52-8244	FIELD BETA.CT PIPING SUPPORT FOUNDATION UTILITIES.FOUNDATION & ATE INFORMATIONS II.	Drawing	4	CIVIL -1	VENDOR	Approval
2423	6007-PLN-AGE-67-52-8245	FIELD BETA.CT PIPING SUPPORT FOUNDATION UTILITIES.COLUMN DETAILS.	Drawing	2	CIVIL -1	VENDOR	Approval
2424	Plan Check Reply_STRUCT-1-39.00 PC2	Revision Letter	Revision Letter	NA	CIVIL -1	VENDOR	Approval
2425	Therminol_VP-1 Red Mark	Vapour Phase Liquid Phase Heat Transfer Fluid- Calculation	e Liquid Phase Heat Transfer Fluid-	NA	CIVIL -1	VENDOR	Approval
2426	6007-CAL-CTS-26-52-2200	Earthing resistor foundation and anchor design. Calculation report. Alpha plant	Calculation	0	CIVIL -1	VENDOR	Approval
2427	6007-CAL-CTS-26-52-6200	Earthing resistor foundation and anchor design. Calculation report. Beta plant	Calculation	0	CIVIL -1	VENDOR	Approval
2428	6007-PLN-CTS-26-52-2200	FIELD ALPHA.Earthing resistor foundation. GENERAL STRUCTURAL NOTES	Drawing	0	CIVIL -1	VENDOR	Approval
2429	6007-PLN-CTS-26-52-6200	FIELD Beta.Earthing resistor foundation. GENERAL STRUCTURAL NOTES	Drawing	0	CIVIL -1	VENDOR	Approval
2430	6007-CAL-AGE-67-52-4300	Calculation report for WTP Area Pipe Support Foundations Alpha Plant	Calculation	1	CIVIL -1	VENDOR	Approval
2431	6007-PLN-AGE-67-52-4340	Field Alpha Utilities WTP Piping Support Foundations Foundation Plan	Drawing	1	CIVIL -1	VENDOR	Approval
2432	6007-PLN-AGE-67-52-4341	Field Alpha Utilites WTP Pipping Support Foundations Details	Drawing	1	CIVIL -1	VENDOR	Approval
2433	6007-PLN-AGE-67-52-4342	Field Alpha Utilites WTP Pipping Support Foundations Coordinates	Drawing	1	CIVIL -1	VENDOR	Approval
2434	6007-CAL-AGE-67-52-8300	Calculation report for WTP Area Pipe Support Foundations Beta Plant	Calculation	1	CIVIL -1	VENDOR	Approval
2435	6007-PLN-AGE-67-52-8340	Field Beta Utilites WTP Pipping Support Foundations Foundation Plan	Drawing	1	CIVIL -1	VENDOR	Approval
2436	6007-PLN-AGE-67-52-8341	Field Beta Utilites WTP Pipping Support Foundations Details	Drawing	1	CIVIL -1	VENDOR	Approval
2437	6007-PLN-AGE-67-52-8342	Field Beta Utilites WTP Pipping Support Foundations Coordinates	Drawing	1	CIVIL -1	VENDOR	Approval
2438	Plan Check Reply STRUCT-1-34.00X1 PC1	STRUC-1-34.00X1, A&B WTP Area Pipping Support Foundations-PC1	Check Reply STRUCT-1-34.00X1 F	1	CIVIL -1	VENDOR	Approval
2439	6007-CAL-AGE-25-52-4700	Calculation report for Electric trays supports foundations. Power block. Alpha Plant	Calculation	1	CIVIL -1	VENDOR	Approval
2440	6007-PLN-AGE-25-52-4700	FIELD ALPHA.ELECTRICAL TRAYS SUPPORT FOUNDATION.POWER BLOCK.COVER SHEET	Drawing	1	CIVIL -1	VENDOR	Approval
2441	6007-PLN-AGE-25-52-4720	FIELD ALPHA.ELECTRICAL TRAYS SUPPORT FOUNDATION.POWER BLOCK.GENERAL NOTES	Drawing	1	CIVIL -1	VENDOR	Approval
2442	6007-PLN-AGE-25-52-4740	FIELD ALPHA.ELECTRICAL TRAYS SUPPORT POWER BLOCK.FOUNDATION PLAN	Drawing	1	CIVIL -1	VENDOR	Approval
2443	6007-PLN-AGE-25-52-4241	FIELD ALPHA.POWER BLOCK ELECTRICAL TRAYS SUPPORT FOUNDATION. DETAILS FDN01 . TYPE 1.	Drawing	1	CIVIL -1	VENDOR	Approval
2444	6007-PLN-AGE-25-52-4242	FIELD ALPHA.POWER BLOCK ELECTRICAL TRAYS SUPPORT FOUNDATION DETAILS FDN02, FDN03, FDN04. TYPE 2.	Drawing	1	CIVIL -1	VENDOR	Approval
2445	6007-CAL-AGE-25-52-8700	Calculation report for Electric trays supports foundations. Power block. Beta Plant	Calculation	1	CIVIL -1	VENDOR	Approval
2446	6007-PLN-AGE-25-52-8700	BETA FIELD .ELECTRICAL TRAYS SUPPORT FOUNDATION.POWER BLOCK.COVER SHEET	Drawing	1	CIVIL -1	VENDOR	Approval
2447	6007-PLN-AGE-25-52-8720	FIELD BETA.ELECTRICAL TRAYS SUPPORT FOUNDATION.POWER BLOCK.GENERAL NOTES	Drawing	1	CIVIL -1	VENDOR	Approval
2448	6007-PLN-AGE-25-52-8740	FIELD BETA.ELECTRICAL TRAYS SUPPORT FOUNDATION STRUCTURAL PLAN	Drawing	1	CIVIL -1	VENDOR	Approval
2449	6007-PLN-AGE-25-52-8741	FIELD BETA. POWER BLOCK.ELECTRICAL TRAYS SUPPORT FOUNDATION.DETAILS FDN01 . TYPE 1.	Drawing	1	CIVIL -1	VENDOR	Approval
2450	6007-PLN-AGE-25-52-8742	FIELD BETA.POWER BLOCK.ELECTRICAL TRAYS SUPPORT FOUNDATION.DETAILS FDN02, FDN03, FDN04. TYPE 2.	Drawing	1	CIVIL -1	VENDOR	Approval
2451	6007-CAL-AGE-25-54-4700	Calculation report for Cable trays supports structures. Alpha Plant	Calculation	1	CIVIL -1	VENDOR	Approval
2452	6007-PLN-AGE-25-54-4700	FIELD ALPHA.ELECTRICAL TRAYS SUPPORT. STEEL STRUCTURE.COVER SHEET	Drawing	0	CIVIL -1	VENDOR	Approval
2453	6007-PLN-AGE-25-54-4720	FIELD ALPHA.ELECTRICAL TRAYS SUPPORT. STEEL STRUCTURE. GENERAL NOTES	Drawing	1	CIVIL -1	VENDOR	Approval
2454	6007-PLN-AGE-25-54-4740	FIELD ALPHA.ELECTRICAL TRAYS SUPPORT. STEEL STRUCTURE. STRUCTURAL PLAN VIEW	Drawing	0	CIVIL -1	VENDOR	Approval
2455	6007-PLN-AGE-25-54-4741	FIELD ALPHA.ELECTRICAL TRAYS FRAME SUPPORT 1. DETAILS	Drawing	1	CIVIL -1	VENDOR	Approval
2456	6007-PLN-AGE-25-54-4742	FIELD ALPHA.ELECTRICAL TRAYS FRAME SUPPORT (2,3&4). DETAILS	Drawing	1	CIVIL -1	VENDOR	Approval
2457	6007-CAL-AGE-25-54-8700	Calculation report for Cable trays supports structures. Beta Plant	Calculation	1	CIVIL -1	VENDOR	Approval
2458	6007-PLN-AGE-25-54-8700	BETA FIELD .ELECTRICAL TRAYS SUPPORT. STEEL STRUCTURE.COVER SHEET	Drawing	0	CIVIL -1	VENDOR	Approval
2459	6007-PLN-AGE-25-54-8720	FIELD BETA.ELECTRICAL TRAYS SUPPORT. STEEL STRUCTURE. GENERAL NOTES	Drawing	1	CIVIL -1	VENDOR	Approval
2460	6007-PLN-AGE-25-54-8740	FIELD BETA.ELECTRICAL TRAYS SUPPORT. STEEL STRUCTURE. STRUCTURAL PLAN VIEW	Drawing	0	CIVIL -1	VENDOR	Approval
2461	6007-PLN-AGE-25-54-8741	FIELD BETA.ELECTRICAL TRAYS FRAME SUPPORT 1. DETAILS	Drawing	1	CIVIL -1	VENDOR	Approval
2462	6007-PLN-AGE-25-54-8742	FIELD BETA.ELECTRICAL TRAYS FRAME SUPPORT (2,3&4). DETAILS	Drawing	1	CIVIL -1	VENDOR	Approval
2463	Plan Check Reply_STRUC-1-44.00	STRUC-1-44.00-A&B Cable Trays Support Structures-PC1	41515	na	CIVIL -1	VENDOR	Approval
2464	6007-PLN-ATM-00-70-0001_SH1	General Instrumentation Hook-Ups Diagrams Cover	Drawing	0	CIVIL -1	VENDOR	Approval
2465	6007-PLN-ATM-00-70-0001_SH2	General Instrumentation Hook-Ups Diagrams Index	Drawing	0	CIVIL -1	VENDOR	Approval
2466	6007-PLN-ATM-00-70-0001_SH3	General Instrumentation Hook-Ups Diagrams Tempature Transmitter Socket Welded Connection at Elbow	Drawing	0	CIVIL -1	VENDOR	Approval
2467	6007-PLN-ATM-00-70-0001_SH5	General Instrumentation Hook-Ups Diagrams Tempature Transmitter Socket Welded Connection	Drawing	0	CIVIL -1	VENDOR	Approval
2468	6007-PLN-ATM-00-70-0001_SH6	General Instrumentation Hook-Ups Diagrams Tempature RTD CCP Mounting	Drawing	0	CIVIL -1	VENDOR	Approval
2469	6007-PLN-ATM-00-70-0001_SH7	General Instrumentation Hook-Ups Diagrams Tempature Transmitter Flanged Connection	Drawing	0	CIVIL -1	VENDOR	Approval
2470	6007-PLN-ATM-00-70-0001_SH8	General Instrumentation Hook-Ups Diagrams Tempature Transmitter Flanged Connection at Tank/Vessel	Drawing	0	CIVIL -1	VENDOR	Approval
2471	6007-PLN-ATM-00-70-0001_SH9	General Instrumentation Hook-Ups Diagrams Tempature Transmitter Welded Connection at Tank/Vessel	Drawing	0	CIVIL -1	VENDOR	Approval
2472	6007-PLN-ATM-00-70-0001_SH10	General Instrumentation Hook-Ups Diagrams Tempature Gauge Socket Welded Connection	Drawing	0	CIVIL -1	VENDOR	Approval
2473	6007-PLN-ATM-00-70-0001_SH11	General Instrumentation Hook-Ups Diagrams Tempature Gauge Flanged Connection	Drawing	0	CIVIL -1	VENDOR	Approval
2474	6007-PLN-ATM-00-70-0001_SH12	General Instrumentation Hook-Ups Diagrams Tempature Gauge Flanged Connection At Tank/Vessel	Drawing	0	CIVIL -1	VENDOR	Approval
2475	6007-PLN-ATM-00-70-0001_SH15	General Instrumentation Hook-Ups Diagrams Flow: Ultrasonic Transmitter Welded Connection	Drawing	0	CIVIL -1	VENDOR	Approval
2476	6007-PLN-ATM-00-70-0001_SH16	General Instrumentation Hook-Ups Diagrams Flow: Vortex Transmitter - Remote Welded Connection	Drawing	0	CIVIL -1	VENDOR	Approval
2477	6007-PLN-ATM-00-70-0001_SH17	General Instrumentation Hook-Ups Diagrams Flow: Vortex Transmitter Flanged Connection	Drawing	0	CIVIL -1	VENDOR	Approval
2478	6007-PLN-ATM-00-70-0001_SH18	General Instrumentation Hook-Ups Diagrams Flow: Electromagnetic Transmitter Flanged Connection	Drawing	0	CIVIL -1	VENDOR	Approval
2479	6007-PLN-ATM-00-70-0001_SH19	General Instrumentation Hook-Ups Diagrams Averaging Pitot Tube Flow Transmitter WeldoFlange	Drawing	0	CIVIL -1	VENDOR	Approval
2480	6007-PLN-ATM-00-70-0001_SH20	General Instrumentation Hook-Ups Diagrams Averaging Pitot Tube Flow Transmitter WeldoFlange - Remote	Drawing	0	CIVIL -1	VENDOR	Approval
2481	6007-PLN-ATM-00-70-0001_SH21	General Instrumentation Hook-Ups Diagrams Thermal Mass Flow Meter	Drawing	0	CIVIL -1	VENDOR	Approval
2482	6007-PLN-ATM-00-70-0001_SH22	General Instrumentation Hook-Ups Diagrams Flow Gauge Glass Tube Variable Area Flowmeters	Drawing	0	CIVIL -1	VENDOR	Approval
2483	6007-PLN-ATM-00-70-0001_SH25	General Instrumentation Hook-Ups Diagrams Level Antenna Radar Transmitter	Drawing	0	CIVIL -1	VENDOR	Approval
2484	6007-PLN-ATM-00-70-0001_SH26	General Instrumentation Hook-Ups Diagrams Level Radar	Drawing	0	CIVIL -1	VENDOR	Approval
2485	6007-PLN-ATM-00-70-0001_SH27	General Instrumentation Hook-Ups Diagrams Level Guided Wave Radar Level Transmitter	Drawing	0	CIVIL -1	VENDOR	Approval
2486	6007-PLN-ATM-00-70-0001_SH28	General Instrumentation Hook-Ups Diagrams Level Relative Pressure	Drawing	0	CIVIL -1	VENDOR	Approval
2487	6007-PLN-ATM-00-70-0001_SH29	General Instrumentation Hook-Ups Diagrams Level Differential Pressure Transmitter With Diagram Seal & Capillary	Drawing	0	CIVIL -1	VENDOR	Approval
2488	6007-PLN-ATM-00-70-0001_SH30	General Instrumentation Hook-Ups Diagrams Level Differential Pressure Transmitter With Tubing	Drawing	0	CIVIL -1	VENDOR	Approval
2489	6007-PLN-ATM-00-70-0001_SH31	General Instrumentation Hook-Ups Diagrams Level Gauge Manoetric Level Indicator	Drawing	0	CIVIL -1	VENDOR	Approval
2490	6007-PLN-ATM-00-70-0001_SH32	General Instrumentation Hook-Ups Diagrams Level Gauge Magnetic/ Glass Level Indicator	Drawing	0	CIVIL -1	VENDOR	Approval
2491	6007-PLN-ATM-00-70-0001_SH33	General Instrumentation Hook-Ups Diagrams Level Switch Displacer for Condensate Trap with Chamber	Drawing	0	CIVIL -1	VENDOR	Approval
2492	6007-PLN-ATM-00-70-0001_SH34	General Instrumentation Hook-Ups Diagrams Level Switch for HTF Trap with Chamber	Drawing	0	CIVIL -1	VENDOR	Approval
2493	6007-PLN-ATM-00-70-0001_SH35	General Instrumentation Hook-Ups Diagrams Level Switch Float	Drawing	0	CIVIL -1	VENDOR	Approval
2494	6007-PLN-ATM-00-70-0001_SH40	General Instrumentation Hook-Ups Diagrams HTF Pressure Transmitter With Diaphragm Seal & Capillary - Remote	Drawing	0	CIVIL -1	VENDOR	Approval
2495	6007-PLN-ATM-00-70-0001_SH41	General Instrumentation Hook-Ups Diagrams HTF Pressure Transmitter With Diaphragm Seal	Drawing	0	CIVIL -1	VENDOR	Approval
2496	6007-PLN-ATM-00-70-0001_SH42	General Instrumentation Hook-Ups Diagrams Pressure Transmitter With Manifold	Drawing	0	CIVIL -1	VENDOR	Approval
2497	6007-PLN-ATM-00-70-0001_SH43	General Instrumentation Hook-Ups Diagrams Pressure Transmitter With Diaphragm Seal	Drawing	0	CIVIL -1	VENDOR	Approval
2498	6007-PLN-ATM-00-70-0001_SH44	General Instrumentation Hook-Ups Diagrams Pressure Transmitter With Diaphragm Seal Capillary - Remote	Drawing	0	CIVIL -1	VENDOR	Approval
2499	6007-PLN-ATM-00-70-0001_SH45	General Instrumentation Hook-Ups Diagrams Pressure Transmitter With Siphon & Manifold	Drawing	0	CIVIL -1	VENDOR	Approval
2500	6007-PLN-ATM-00-70-0001_SH47	General Instrumentation Hook-Ups Diagrams HTF Differential Pressure Transmitter with Diaphragm Seal & Capillary	Drawing	0	CIVIL -1	VENDOR	Approval
2501	6007-PLN-ATM-00-70-0001_SH48	General Instrumentation Hook-Ups Diagrams Differential Pressure Transmitter with Manifold	Drawing	0	CIVIL -1	VENDOR	Approval
2502	6007-ESP-FWE-21-74-0001	Field Instrumentation Assembly Specification	Spec	D	CIVIL -1	VENDOR	Approval
2503	1_pag_371A8336	Thermometer	Drawing	F	CIVIL -1	VENDOR	Approval
2504	1_pag_373A5011	Gauge	Drawing	G	CIVIL -1	VENDOR	Approval
2505	2_pag_371A8336	Turbine Instrumentation HookUps	Drawing	F	CIVIL -1	VENDOR	Approval
2506	2_pag_373A5011	Water Spray Gauge	Drawing	G	CIVIL -1	VENDOR	Approval
2507	3_pag_371A8336	Turbine Instrumentation HookUps	Drawing	F	CIVIL -1	VENDOR	Approval
2508	3_pag_373A5011	LP Shell Pressure Gauge	Drawing	E	CIVIL -1	VENDOR	Approval
2509	4_pag_371A8336	Turbine Instrumentation HookUps	Drawing	F	CIVIL -1	VENDOR	Approval
2510	4_pag_373A5011	Main Steam Lead	Drawing	NA	CIVIL -1	VENDOR	Approval
2511	5_pag_373A5011	Turbine Instrumentation HookUps	Drawing	E	CIVIL -1	VENDOR	Approval
2512	6_pag_373A5011	Turbine Instrumentation HookUps	Drawing	F	CIVIL -1	VENDOR	Approval
2513	36_pag_6007-ESP-FWE-21-74-0001	Instruments Air Subheaders IA-S5	Spec	A	CIVIL -1	VENDOR	Approval
2514	37_pag_6007-ESP-FWE-21-74-0001	Instruments Air Subheaders IA-S6	Spec	A	CIVIL -1	VENDOR	Approval
2515	38_pag_6007-ESP-FWE-21-74-0001	Instruments Air Subheaders IA-S7	Spec	A	CIVIL -1	VENDOR	Approval
2516	39_pag_6007-ESP-FWE-21-74-0001	Instruments Air Subheaders IA-S8	Spec	A	CIVIL -1	VENDOR	Approval
2517	40_pag_6007-ESP-FWE-21-74-0001	Instruments Air Subheaders IA-S9	Spec	A	CIVIL -1	VENDOR	Approval
2518	41_pag_6007-ESP-FWE-21-74-0001	Instruments Air Subheaders IA-S10	Spec	A	CIVIL -1	VENDOR	Approval
2519	42_pag_6007-ESP-FWE-21-74-0001	Instruments Air Subheaders IA-S11	Spec	A	CIVIL -1	VENDOR	Approval
2520	104T5044_01	Instrumentation Installation	Drawing	NA	CIVIL -1	VENDOR	Approval
2521	104T5044_02	Instrumentation Installation	Drawing	NA	CIVIL -1	VENDOR	Approval
2522	104T5044_03	Instrumentation Installation	Drawing	NA	CIVIL -1	VENDOR	Approval
2523	228D5591	Pressure Transmitter Suggested Installation	Drawing	NA	CIVIL -1	VENDOR	Approval
2524	6007-PLN-AGE-00-31-0090	Beta Plant Underground Ductbank Profiles Power Block & Utilites Area	Drawing	R2	CIVIL -1	VENDOR	Approval
2525	6007-PLN-AGE-00-31-0091	Alpha Plant Underground Ductbank Profiles Power Block & Utilites Area	Drawing	R3	CIVIL -1	VENDOR	Approval
2526	6007-PLN-AGE-00-31-0092	Alpha Plant Underground Ductbank Profiles Power Block & Utilites Area	Drawing	R3	CIVIL -1	VENDOR	Approval
2527	6007-PLN-AGE-00-31-0095	Beta Plant Manholes Details. MH-B5 Power Block & Utilites	Drawing	R3	CIVIL -1	VENDOR	Approval
2528	EE17.80 CIVIL-1-24.01_Response Letter	CIVIL-1-24.01-Alpha and Beta Duct Bank Plans-PC1	Response Letter	NA	CIVIL -1	VENDOR	Approval
2529	6007-PLN-AGE-00-31-0030	Beta Plant Underground Ductbank Plans Power Block & Utilities	Drawing	R2	CIVIL -1	VENDOR	Approval
2530	888-965-3227	Electrical Vault	NA	NA	CIVIL -1	VENDOR	Approval
2531	337119-13	Specification for Precast Concrete Electrical Manholes and Handholes	NA	NA	CIVIL -1	VENDOR	Approval
2532	6007-PLN-AGE-58-23-0042	Alpha Power Block Electrical Services for North HTF Underground Crossing Tunnel	Drawing	R3	CIVIL -1	VENDOR	Approval
2533	6007-PLN-AGE-58-23-0043	Alpha Power Block Electrical Services for South HTF Underground Crossing Tunnel	Drawing	R3	CIVIL -1	VENDOR	Approval
2534	6007-PLN-AGE-58-40-3010_SH1	Alpha Central Plant North HTF Underground Crossing Lighting	Drawing	R4	CIVIL -1	VENDOR	Approval
2535	6007-PLN-AGE-58-40-3010_SH2	Alpha Central Plant North HTF Underground Crossing Lighting	Drawing	R4	CIVIL -1	VENDOR	Approval
2536	6007-PLN-AGE-58-40-3011_SH1	Alpha Central Plant North HTF Underground Crossing Details Drawing	Drawing	R3	CIVIL -1	VENDOR	Approval
2537	6007-PLN-AGE-58-40-3011_SH2	Alpha Central Plant North HTF Underground Crossing Details Drawing	Drawing	R3	CIVIL -1	VENDOR	Approval
2538	6007-PLN-AGE-58-40-3020_SH1	Alpha Central Plant South HTF Underground Crossing Lighting	Drawing	R4	CIVIL -1	VENDOR	Approval
2539	6007-PLN-AGE-58-40-3020_SH2	Alpha Central Plant South HTF Underground Crossing Lighting	Drawing	R4	CIVIL -1	VENDOR	Approval
2540	6007-PLN-AGE-58-40-3021_SH1	Alpha Central Plant South HTF Underground Crossing Details Drawing	Drawing	R3	CIVIL -1	VENDOR	Approval
2541	6007-PLN-AGE-58-40-3021_SH 2	Alpha Central Plant South HTF Underground Crossing Details Drawing	Drawing	R3	CIVIL -1	VENDOR	Approval
2542	Response Letter ELEC-1-18.02	ELEC-1-18.02 Lighting Plans for HTF Tunnels-PC1	Response Letter	NA	CIVIL -1	VENDOR	Approval
2543	6007-PLN-ATP-00-21-0001	Electrical One-Line Diagram Symbols List	Drawing	R3	CIVIL -1	VENDOR	Approval
2544	6007-PLN-ATP-27-21-P528	Alpha Electrical Panel PP-36212. Building #27	Drawing	R3	CIVIL -1	VENDOR	Approval
2545	6007-PLN-ATP-27-23-P536	Alpha Electrical Panel PP-36205. Building #27	Drawing	R11	CIVIL -1	VENDOR	Approval
2546	6007-PLN-AGE-43-20-0009-1	Outdoor Lighting Panel. Single line diagram. Alpha Plant. LP-36209	Drawing	R6	CIVIL -1	VENDOR	Approval

ABENER TEYMA
MOJAVE

Compliance No.:		GEN-2					
Job :		Mojave Solar Project					
Date: 7/8/14		Description: Civil Master Drawing List					
Line No.	Sheet No.	Description	Type of Document	Revision Number	Applicable Condition of Certification	Vendor Supplied or EOR	Reason for Submittal
2547	6007-PLN-AGE-43-20-0009-2	Outdoor Lighting Panel. Single line diagram. Alpha Plant. LP-36209	Drawing	R6	CIVIL -1	VENDOR	Approval
2548	6007-PLN-APT-00-00-H101-A	Hazardous Area Classification Alpha Plant Sheet #1/11	Drawing	R2	CIVIL -1	VENDOR	Approval
2549	6007-PLN-APT-00-00-H102-B	Hazardous Area Classification Beta Plant Sheet #2/11	Drawing	R2	CIVIL -1	VENDOR	Approval
2550	6007-PLN-APT-00-00-H1011-A	Hazardous Area Classification Alpha Plant Sheet #11/11	Drawing	R2	CIVIL -1	VENDOR	Approval
2551	6007-ESP-ATP-00-34-C100	Engineering Standards and Practices Specification For Electrical Construction	Spec	R3	CIVIL -1	VENDOR	Approval
2552	6007-ESP-ATP-00-32-C130	Engineering Specification and Practices For Cable and Wiring Installation	Spec	R2	CIVIL -1	VENDOR	Approval
2553	6007-ESP-ATP-00-34-C135	Engineering Standards and Practices Specification For Wiring Device Installation	Spec	R2	CIVIL -1	VENDOR	Approval
2554	6007-PLN-AGE-58-53-2400	Mojave Generating Station. Alpha Plant. HTF North Underground Crossing. Cover Sheet	Drawing	R5	CIVIL -1	VENDOR	Approval
2555	6007-PLN-AGE-58-54-4500	Mojave Generating Station. Alpha Plant. HTF North Underground Gate House Cover Sheet	Drawing	R2	CIVIL -1	VENDOR	Approval
2556	6007-PLN-AGE-58-53-2450	Mojave Generating Station. Alpha Plant. HTF South Underground Crossing. Cover Sheet	Drawing	R4	CIVIL -1	VENDOR	Approval
2557	6007-PLN-AGE-58-54-4510	Mojave Generating Station. Alpha Plant. HTF South Underground Gate House Cover Sheet	Drawing	R2	CIVIL -1	VENDOR	Approval
2558	6007-CAL-AGE-41-52-4500	Calculation report for Lube Oil Silencer structure foundation Alpha Plant	Calculation	0	CIVIL -1	VENDOR	Approval
2559	6007-CAL-AGE-41-52-8500	Calculation report for Lube Oil Silencer structure foundation Beta Plant	Calculation	0	CIVIL -1	VENDOR	Approval
2560	6007-PLN-AGE-41-52-4500	Mojave Solar Project Alpha Plant Lube Oil Silencer structure foundation Cover sheet	Drawing	0	CIVIL -1	VENDOR	Approval
2561	6007-PLN-AGE-41-52-4501	Mojave Solar Project Alpha Plant Lube Oil Silencer structure foundation General Notes	Drawing	0	CIVIL -1	VENDOR	Approval
2562	6007-PLN-AGE-41-52-4502	Mojave Solar Project Alpha Plant Lube Oil Silencer structure foundation Plans & Details	Drawing	0	CIVIL -1	VENDOR	Approval
2563	6007-PLN-AGE-41-52-8500	Mojave Solar Project Beta Plant Lube Oil Silencer structure foundation Cover sheet	Drawing	0	CIVIL -1	VENDOR	Approval
2564	6007-PLN-AGE-41-52-8501	Mojave Solar Project Beta Plant Lube Oil Silencer structure foundation General Notes	Drawing	0	CIVIL -1	VENDOR	Approval
2565	6007-PLN-AGE-41-52-8502	Mojave Solar Project Beta Plant Lube Oil Silencer structure foundation Plans & Details	Drawing	0	CIVIL -1	VENDOR	Approval
2566	6007-PLN-ATP-00-50-5003	Typical Pipe Handrail, Stairway, and Grating Details	Drawing	2	CIVIL -1	VENDOR	Approval
2567	6007-CAL-AGE-25-54-4760	CALCULATION REPORT FOR CABLE TRAYS SUPPORT STRUCTURES CONNECTIONS. ALPHA PLANT	Calculation	0	CIVIL -1	VENDOR	Approval
2568	6007-PLN-AGE-25-54-4760	FIELD ALPHA. ELECTRICAL TRAYS SUPPORT CONNECTION. POWER BLOCK. COVER SHEET	Drawing	0	CIVIL -1	VENDOR	Approval
2569	6007-PLN-AGE-25-54-4761	FIELD ALPHA. ELECTRICAL TRAYS SUPPORT. STEEL STRUCTURE. GENERAL NOTES	Drawing	0	CIVIL -1	VENDOR	Approval
2570	6007-PLN-AGE-25-54-4762	FIELD ALPHA. ELECTRICAL TRAYS FRAME SUPPORT 1. PLAN & ELEVATIONS	Drawing	0	CIVIL -1	VENDOR	Approval
2571	6007-PLN-AGE-25-54-4763	FIELD ALPHA. ELECTRICAL TRAYS FRAME SUPPORT (2,3 & 4). ELEVATIONS	Drawing	0	CIVIL -1	VENDOR	Approval
2572	6007-PLN-AGE-25-54-4764	FIELD ALPHA. ELECTRICAL TRAYS FRAME SUPPORT (2,3 & 4). CONNECTION DETAILS	Drawing	0	CIVIL -1	VENDOR	Approval
2573	6007-PLN-AGE-25-54-4765	FIELD ALPHA. ELECTRICAL TRAYS FRAME SUPPORT (2,3 & 4). CONNECTION DETAILS	Drawing	0	CIVIL -1	VENDOR	Approval
2574	6007-CAL-AGE-25-54-8760	CALCULATION REPORT FOR CABLE TRAYS SUPPORT STRUCTURES CONNECTIONS. BETA PLANT	Calculation	0	CIVIL -1	VENDOR	Approval
2575	6007-PLN-AGE-25-54-8760	FIELD BETA. ELECTRICAL TRAYS SUPPORT CONNECTION. POWER BLOCK. COVER SHEET	Drawing	0	CIVIL -1	VENDOR	Approval
2576	6007-PLN-AGE-25-54-8761	FIELD BETA. ELECTRICAL TRAYS SUPPORT. STEEL STRUCTURE. GENERAL NOTES	Drawing	0	CIVIL -1	VENDOR	Approval
2577	6007-PLN-AGE-25-54-8762	FIELD BETA. ELECTRICAL TRAYS FRAME SUPPORT . PLAN & ELEVATIONS	Drawing	0	CIVIL -1	VENDOR	Approval
2578	6007-PLN-AGE-25-54-8763	FIELD BETA. ELECTRICAL TRAYS FRAME SUPPORT (2,3 & 4). ELEVATIONS	Drawing	0	CIVIL -1	VENDOR	Approval
2579	6007-PLN-AGE-25-54-8764	FIELD BETA. ELECTRICAL TRAYS FRAME SUPPORT (2,3 & 4). CONNECTION DETAILS	Drawing	0	CIVIL -1	VENDOR	Approval
2580	6007-PLN-AGE-25-54-8765	FIELD BETA. ELECTRICAL TRAYS FRAME SUPPORT (2,3 & 4). CONNECTION DETAILS	Drawing	0	CIVIL -1	VENDOR	Approval
2581	6007-PLN-ATP-00-50-5001	GENERAL CIVIL AND STRUCTURAL NOTES	Drawing	3	CIVIL -1	VENDOR	Approval
2582	6007-CAL-CTS-12-52-1800	MOJAVE SOLAR PROJECT FIELD ALPHA FILTER SLAB	Calculation	0	CIVIL -1	VENDOR	Approval
2583	6007-PLN-CTS-12-52-1800	FIELD ALPHA. WTP FILTER SLAB. GENERAL STRUCTURAL NOTES	Drawing	0	CIVIL -1	VENDOR	Approval
2584	6007-PLN-CTS-12-52-1801	FIELD ALPHA. WTP FILTER SLAB. FOUNDATION PLAN	Drawing	0	CIVIL -1	VENDOR	Approval
2585	6007-PLN-CTS-12-52-1802	FIELD ALPHA. WTP FILTER SLAB. DETAILS	Drawing	0	CIVIL -1	VENDOR	Approval
2586	6007-PLN-CTS-12-52-1803	FIELD ALPHA. WTP FILTER SLAB. DETAILS	Drawing	0	CIVIL -1	VENDOR	Approval
2587	6007-CAL-CTS-12-52-6800	MOJAVE SOLAR PROJECT FIELD BETA FILTER SLAB	Calculation	0	CIVIL -1	VENDOR	Approval
2588	6007-PLN-CTS-12-52-6800	FIELD BETA. WTP FILTER SLAB. GENERAL STRUCTURAL NOTES	Drawing	0	CIVIL -1	VENDOR	Approval
2589	6007-PLN-CTS-12-52-6801	FIELD BETA. WTP FILTER SLAB. FOUNDATION PLAN	Drawing	0	CIVIL -1	VENDOR	Approval
2590	6007-PLN-CTS-12-52-6802	FIELD BETA. WTP FILTER SLAB. DETAILS	Drawing	0	CIVIL -1	VENDOR	Approval
2591	6007-PLN-CTS-12-52-6803	FIELD BETA. WTP FILTER SLAB. DETAILS	Drawing	0	CIVIL -1	VENDOR	Approval
2592	6007-CAL-AGE-67-52-4200	CALCULATION REPORT FOR UTILITIES COOLING TOWER AREA SUPPORT FOUNDATIONS. ALPHA PLANT	Calculation	5	CIVIL -1	VENDOR	Approval
2593	6007-PLN-AGE-67-52-4200	FIELD ALPHA. CT PIPING SUPPORT FOUNDATIONS UTILITIES. COVER SHEET	Drawing	5	CIVIL -1	VENDOR	Approval
2594	6007-PLN-AGE-67-52-4220	FIELD ALPHA. CT PIPING SUPPORT FOUNDATIONS UTILITIES. GENERAL NOTES	Drawing	3	CIVIL -1	VENDOR	Approval
2595	6007-PLN-AGE-67-52-4240	FIELD ALPHA. CT PIPING SUPPORT FOUNDATIONS UTILITIES. PLAN VIEW	Drawing	6	CIVIL -1	VENDOR	Approval
2596	6007-PLN-AGE-67-52-4241	FIELD ALPHA. CT PIPING SUPPORT FOUNDATIONS UTILITIES. DETAILS 1	Drawing	5	CIVIL -1	VENDOR	Approval
2597	6007-PLN-AGE-67-52-4242	FIELD ALPHA. CT PIPING SUPPORT FOUNDATIONS UTILITIES. DETAILS III	Drawing	6	CIVIL -1	VENDOR	Approval
2598	6007-PLN-AGE-67-52-4243	FIELD ALPHA. CT PIPING SUPPORT FOUNDATIONS UTILITIES. FOUNDATION AND ATE INFORMATION I	Drawing	5	CIVIL -1	VENDOR	Approval
2599	6007-PLN-AGE-67-52-4244	FIELD ALPHA. CT PIPING SUPPORT FOUNDATIONS UTILITIES. FOUNDATION AND ATE INFORMATION II	Drawing	5	CIVIL -1	VENDOR	Approval
2600	6007-PLN-AGE-67-52-4245	FIELD ALPHA. CT PIPING SUPPORT FOUNDATIONS UTILITIES. COLUMN DETAILS	Drawing	2	CIVIL -1	VENDOR	Approval
2601	6007-CAL-AGE-67-52-8200	CALCULATION REPORT FOR UTILITIES COOLING TOWER AREA SUPPORT FOUNDATIONS. BETA PLANT	Calculation	5	CIVIL -1	VENDOR	Approval
2602	6007-PLN-AGE-67-52-8200	FIELD BETA. CT PIPING SUPPORT FOUNDATIONS UTILITIES. COVER SHEET	Drawing	5	CIVIL -1	VENDOR	Approval
2603	6007-PLN-AGE-67-52-8220	FIELD BETA. CT PIPING SUPPORT FOUNDATIONS UTILITIES. GENERAL NOTES	Drawing	3	CIVIL -1	VENDOR	Approval
2604	6007-PLN-AGE-67-52-8240	FIELD BETA. CT PIPING SUPPORT FOUNDATIONS UTILITIES. PLAN VIEW	Drawing	6	CIVIL -1	VENDOR	Approval
2605	6007-PLN-AGE-67-52-8241	FIELD BETA. CT PIPING SUPPORT FOUNDATIONS UTILITIES. DETAILS 1	Drawing	5	CIVIL -1	VENDOR	Approval
2606	6007-PLN-AGE-67-52-8242	FIELD BETA. CT PIPING SUPPORT FOUNDATIONS UTILITIES. DETAILS III	Drawing	6	CIVIL -1	VENDOR	Approval
2607	6007-PLN-AGE-67-52-8243	FIELD BETA. CT PIPING SUPPORT FOUNDATIONS UTILITIES. FOUNDATION AND PLATE INFORMATION I	Drawing	5	CIVIL -1	VENDOR	Approval
2608	6007-PLN-AGE-67-52-8244	FIELD BETA. CT PIPING SUPPORT FOUNDATIONS UTILITIES. FOUNDATION AND ATE INFORMATION II	Drawing	5	CIVIL -1	VENDOR	Approval
2609	6007-PLN-AGE-67-52-8245	FIELD BETA. CT PIPING SUPPORT FOUNDATIONS UTILITIES. COLUMN DETAILS	Drawing	2	CIVIL -1	VENDOR	Approval
2610	6007-CAL-AGE-67-52-4201	CALCULATION REPORT FOR CT UTILITIES SUPPORT ANCHOR BOLTS. ALPHA AND BETA PLANT	Calculation	0	CIVIL -1	VENDOR	Approval
2611	Plan Check Reply_STRUCT-1-47.00 PC1	STRUC-1-47.00-A&B Cooling Tower Utilities Piping Support Foundations-PC1	41535	NA	CIVIL -1	VENDOR	Approval
2612	6007-PLN-ATM-52-52-L010	Edge Meteorological Station Location and Elevation Plan	Drawing	0	CIVIL -1	VENDOR	Approval
2613	6007-PLN-JCE-52-52-0001	General notes	Drawing	NA	CIVIL -1	VENDOR	Approval
2614	6007-PLN-JCE-52-52-0002	Plans, Elevations, Sections and Details	Drawing	NA	CIVIL -1	VENDOR	Approval
2615	6007-CAL-CTS-23-52-1610	MOJAVE SOLAR PROJECT-ALPHA SITE. TRANSFORMER FOUNDATION AND ANCHORAGE DESIGN BUILDING 22	Calculation	0	CIVIL -1	VENDOR	Approval
2616	6007-CAL-CTS-23-52-6610	MOJAVE SOLAR PROJECT-BETA SITE. TRANSFORMER FOUNDATION AND ANCHORAGE DESIGN BUILDING 22	Calculation	0	CIVIL -1	VENDOR	Approval
2617	6007-CAL-CTS-23-52-1611	ABENGOA MOJAVE SOLAR. TRANSFORMER FOUNDATION AND ANCHORAGE BUILDING 22	Calculation	0	CIVIL -1	VENDOR	Approval
2618	6007-PLN-CTS-23-52-1610	FIELD ALPHA. TRANSFORMER FOUNDATION BLDG 22. GENERAL STRUCTURAL NOTES	Drawing	4	CIVIL -1	VENDOR	Approval
2619	6007-PLN-CTS-23-52-1611	FIELD ALPHA. TRANSFORMER FOUNDATION BLDG 22. FOUNDATION PLAN	Drawing	4	CIVIL -1	VENDOR	Approval
2620	6007-PLN-CTS-23-52-6610	FIELD BETA. TRANSFORMER FOUNDATION BLDG 22. GENERAL STRUCTURAL NOTES	Drawing	4	CIVIL -1	VENDOR	Approval
2621	6007-PLN-CTS-23-52-6611	FIELD BETA. TRANSFORMER FOUNDATION BLDG 22. FOUNDATION PLAN	Drawing	4	CIVIL -1	VENDOR	Approval
2622	6007-CAL-ATM-23-52-1615	CALCULATION REPORT FOR SLAB FOR TRANSFORMER SUPPORT IN BUILDING 22. ALPHA PLANT	Calculation	0	CIVIL -1	VENDOR	Approval
2623	6007-CAL-ATM-23-52-6615	CALCULATION REPORT FOR SLAB TRANSFORMER SUPPORT IN BUILDING 22. BETA PLANT	Calculation	0	CIVIL -1	VENDOR	Approval
2624	6007-PLN-ATM-23-52-1615	B22 TRANSFORMER LOCATION. ALPHA PLANT	Drawing	0	CIVIL -1	VENDOR	Approval
2625	6007-PLN-ATM-23-52-6615	B22 TRANSFORMER LOCATION. BETA PLANT	Drawing	0	CIVIL -1	VENDOR	Approval
2626	Plan Check Reply_STRUC-1-43.00	STRUC-1-43.00-A&B Transformer Foundation and Anchorage Bldg. 22	Response Letter	NA	CIVIL -1	VENDOR	Approval
2627	fr3brochure	ENVIROTEMP FR3 FLUID	Response Letter	NA	CIVIL -1	VENDOR	Approval
2628	6007-CAL-CTS-23-52-1630	MOJAVE SOLAR PROJECT-ALPHA SITE. TRANSFORMER FOUNDATION AND ANCHORAGE DESIGN BUILDING 27	Calculation	0	CIVIL -1	VENDOR	Approval
2629	6007-CAL-CTS-23-52-6630	MOJAVE SOLAR PROJECT-BETA SITE. TRANSFORMER FOUNDATION AND ANCHORAGE DESIGN BUILDING 27	Calculation	0	CIVIL -1	VENDOR	Approval
2630	6007-CAL-CTS-23-52-1631	ABENGOA MOJAVE SOLAR. TRANSFORMER FOUNDATION AND ANCHORAGE BUILDING 27.	Calculation	0	CIVIL -1	VENDOR	Approval
2631	6007-PLN-CTS-23-52-1630	FIELD ALPHA. TRANSFORMER FOUNDATION BLDG 27. GENERAL STRUCTURAL NOTES	Drawing	4	CIVIL -1	VENDOR	Approval
2632	6007-PLN-CTS-23-52-1631	FIELD ALPHA. TRANSFORMER FOUNDATION BLDG 27. FOUNDATION PLAN	Drawing	4	CIVIL -1	VENDOR	Approval
2633	6007-PLN-CTS-23-52-6630	FIELD BETA. TRANSFORMER FOUNDATION BLDG 27. GENERAL STRUCTURAL NOTES	Drawing	4	CIVIL -1	VENDOR	Approval
2634	6007-PLN-CTS-23-52-6631	FIELD BETA. TRANSFORMER FOUNDATION BLDG 27. FOUNDATION PLAN	Drawing	4	CIVIL -1	VENDOR	Approval
2635	6007-CAL-ATM-23-52-1635	CALCULATION REPORT FOR SLAB FOR TRANSFORMER SUPPORT IN BUILDING 27. ALPHA PLANT	Calculation	0	CIVIL -1	VENDOR	Approval
2636	6007-CAL-ATM-23-52-6635	CALCULATION REPORT FOR SLAB FOR TRANSFORMER SUPPORT IN BUILDING 27. BETA PLANT	Calculation	0	CIVIL -1	VENDOR	Approval
2637	6007-PLN-ATM-23-52-1635	B27 TRANSFORMER LOCATION. ALPHA PLANT	Drawing	0	CIVIL -1	VENDOR	Approval
2638	6007-PLN-ATM-23-52-6635	B27 TRANSFORMER LOCATION. BETA PLANT	Drawing	0	CIVIL -1	VENDOR	Approval
2639	Plan Check Reply_STRUC-1-43.00	STRUC-1-43.00-A&B Transformer Foundation and Anchorage Bldg. 22, 29 & 27	Response Letter	NA	CIVIL -1	VENDOR	Approval
2640	fr3brochure	ENVIROTEMP FR3 FLUID	Response Letter	NA	CIVIL -1	VENDOR	Approval
2641	6007-CAL-CTS-23-52-1620	MOJAVE SOLAR PROJECT-ALPHA SITE. TRANSFORMER FOUNDATION AND ANCHORAGE DESIGN BUILDING 26	Calculation	0	CIVIL -1	VENDOR	Approval
2642	6007-CAL-CTS-23-52-6620	MOJAVE SOLAR PROJECT-BETA SITE. TRANSFORMER FOUNDATION AND ANCHORAGE DESIGN BUILDING 26	Calculation	0	CIVIL -1	VENDOR	Approval
2643	6007-CAL-CTS-23-52-1621	ABENGOA MOJAVE SOLAR. TRANSFORMER FOUNDATION AND ANCHORAGE BUILDING 26.	Calculation	0	CIVIL -1	VENDOR	Approval
2644	6007-PLN-CTS-23-52-1620	FIELD ALPHA. TRANSFORMER FOUNDATION BLDG 26. GENERAL STRUCTURAL NOTES	Drawing	4	CIVIL -1	VENDOR	Approval
2645	6007-PLN-CTS-23-52-1621	FIELD ALPHA. TRANSFORMER FOUNDATION BLDG 26. FOUNDATION PLAN	Drawing	4	CIVIL -1	VENDOR	Approval
2646	6007-PLN-CTS-23-52-6620	FIELD BETA. TRANSFORMER FOUNDATION BLDG 26. GENERAL STRUCTURAL NOTES	Drawing	4	CIVIL -1	VENDOR	Approval
2647	6007-PLN-CTS-23-52-6621	FIELD BETA. TRANSFORMER FOUNDATION BLDG 26. FOUNDATION PLAN	Drawing	4	CIVIL -1	VENDOR	Approval
2648	6007-CAL-ATM-23-52-1625	CALCULATION REPORT FOR SLAB FOR TRANSFORMER SUPPORT IN BUILDING 26. ALPHA PLANT	Calculation	0	CIVIL -1	VENDOR	Approval
2649	6007-CAL-ATM-23-52-6625	CALCULATION REPORT FOR SLAB FOR TRANSFORMER SUPPORT IN BUILDING 26. BETA PLANT	Calculation	0	CIVIL -1	VENDOR	Approval
2650	6007-PLN-ATM-23-52-1625	B26 TRANSFORMER LOCATION. ALPHA PLANT	Drawing	0	CIVIL -1	VENDOR	Approval
2651	6007-PLN-ATM-23-52-6625	B26 TRANSFORMER LOCATION. BETA PLANT	Drawing	0	CIVIL -1	VENDOR	Approval
2652	fr3brochure	ENVIROTEMP FR3 FLUID	Response Letter	NA	CIVIL -1	VENDOR	Approval
2653	Structural Calculations for. Mojave Solar - HTF Filter Access (Alp	Structural Calculations for. Mojave Solar - HTF Filter Access (Alpha)	Calculation	1	CIVIL -1	VENDOR	Approval
2654	6007-PLN-AGE-58-54-2345	MOJAVE SOLAR PROJECT FIELD ALPHA HTF MAIN PUMPS FILTERS AUXILIARY PLATFORMS. COVER SHEETS	Drawing	1	CIVIL -1	VENDOR	Approval
2655	6007-PLN-AGE-58-54-2346	MOJAVE SOLAR PROJECT ALPHA PLANT HTF MAIN PUMPS FILTERS AUXILIARY PLATFORMS. GENERAL NOTES	Drawing	1	CIVIL -1	VENDOR	Approval
2656	6007-PLN-AGE-58-54-2347	MOJAVE SOLAR PROJECT ALPHA PLANT HTF MAIN PUMPS FILTERS AUXILIARY PLATFORMS. PLATFORM 1. STRUCTURE STEEL, FRAMES	Drawing	1	CIVIL -1	VENDOR	Approval
2657	6007-PLN-AGE-58-54-2348	MOJAVE SOLAR PROJECT ALPHA PLANT HTF MAIN PUMPS FILTERS AUXILIARY PLATFORMS. PLATFORM 1. STRUCTURE STEEL, FRAMES	Drawing	1	CIVIL -1	VENDOR	Approval
2658	6007-PLN-AGE-58-54-2349	MOJAVE SOLAR PROJECT ALPHA PLANT HTF MAIN PUMPS FILTERS AUXILIARY PLATFORMS. PLATFORM 2. STRUCTURE STEEL, FRAMES	Drawing	1	CIVIL -1	VENDOR	Approval
2659	6007-PLN-AGE-58-54-2350	MOJAVE SOLAR PROJECT ALPHA PLANT HTF MAIN PUMPS FILTERS AUXILIARY PLATFORMS. PLATFORM 2. STRUCTURE STEEL, FRAMES	Drawing	1	CIVIL -1	VENDOR	Approval
2660	6007-PLN-AGE-58-54-2351	MOJAVE SOLAR PROJECT ALPHA PLANT HTF MAIN PUMPS FILTERS AUXILIARY PLATFORMS. PLATFORM 3. STRUCTURE STEEL, FRAMES	Drawing	1	CIVIL -1	VENDOR	Approval
2661	6007-PLN-AGE-58-54-2352	MOJAVE SOLAR PROJECT ALPHA PLANT HTF MAIN PUMPS FILTERS AUXILIARY PLATFORMS. PLATFORM 3. STRUCTURE STEEL, FRAMES	Drawing	1	CIVIL -1	VENDOR	Approval
2662	6007-PLN-AGE-58-54-2353	MOJAVE SOLAR PROJECT ALPHA PLANT HTF MAIN PUMPS FILTERS AUXILIARY PLATFORMS. PLATFORM 4. STRUCTURE STEEL, FRAMES	Drawing	1	CIVIL -1	VENDOR	Approval
2663	6007-PLN-AGE-58-54-2354	MOJAVE SOLAR PROJECT ALPHA PLANT HTF MAIN PUMPS FILTERS AUXILIARY PLATFORMS. PLATFORM 4. STRUCTURE STEEL, FRAMES	Drawing	1	CIVIL -1	VENDOR	Approval
2664	6007-PLN-AGE-58-54-2355	MOJAVE SOLAR PROJECT ALPHA PLANT HTF MAIN PUMPS FILTERS AUXILIARY PLATFORMS. PLATFORM 5. STRUCTURE STEEL, FRAMES	Drawing	1	CIVIL -1	VENDOR	Approval
2665	6007-PLN-AGE-58-54-2356	MOJAVE SOLAR PROJECT ALPHA PLANT HTF MAIN PUMPS FILTERS AUXILIARY PLATFORMS. PLATFORM 5. STRUCTURE STEEL, FRAMES	Drawing	1	CIVIL -1	VENDOR	Approval
2666	6007-PLN-AGE-58-54-2357	MOJAVE SOLAR PROJECT ALPHA PLANT HTF MAIN PUMPS FILTERS AUXILIARY PLATFORMS. CONNECTION DETAILS	Drawing	1	CIVIL -1	VENDOR	Approval
2667	6007-PLN-AGE-58-54-2358	MOJAVE SOLAR PROJECT ALPHA PLANT HTF MAIN PUMPS FILTERS AUXILIARY PLATFORMS. CONNECTION DETAILS	Drawing	1	CIVIL -1	VENDOR	Approval
2668	6007-PLN-AGE-58-54-2359	MOJAVE SOLAR PROJECT ALPHA PLANT. HTF MAIN PUMPS FILTERS AUXILIARY PLATFORMS. CONNECTION DETAILS	Drawing	1	CIVIL -1	VENDOR	Approval
2669	6007-PLN-AGE-58-54-2360	MOJAVE SOLAR PROJECT ALPHA PLANT HTF MAIN PUMPS FILTERS AUXILIARY PLATFORMS. CONNECTION DETAILS	Drawing	1	CIVIL -1	VENDOR	Approval
2670	Structural Calculations for. Mojave Solar - HTF Filter Access (Bet	Structural Calculations for. Mojave Solar - HTF Filter Access (Beta)	Calculation	1	CIVIL -1	VENDOR	Approval
2671	6007-PLN-AGE-58-54-6345	MOJAVE SOLAR PROJECT FIELD BETA HTF MAIN PUMPS FILTERS AUXILIARY PLATFORMS. COVER SHEETS	Drawing	1	CIVIL -1	VENDOR	Approval

ABENER TEYMA
MOJAVE

Compliance No.:		GEN-2					
Job :		Mojave Solar Project					
Date: 7/8/14		Description: Civil Master Drawing List					
Line No.	Sheet No.	Description	Type of Document	Revision Number	Applicable Condition of Certification	Vendor Supplied or EOR	Reason for Submittal
2672	6007-PLN-AGE-58-54-6346	MOJAVE SOLAR PROJECT BETA PLANT HTF MAIN PUMPS FILTERS AUXILIARY PLATFORMS. GENERAL NOTES	Drawing	1	CIVIL -1	VENDOR	Approval
2673	6007-PLN-AGE-58-54-6347	MOJAVE SOLAR PROJECT BETA PLANT HTF MAIN PUMPS FILTERS AUXILIARY PLATFORMS. PLATFORM 1. STRUCTURE STEEL, FRAMES	Drawing	1	CIVIL -1	VENDOR	Approval
2674	6007-PLN-AGE-58-54-6348	MOJAVE SOLAR PROJECT BETA PLANT HTF MAIN PUMPS FILTERS AUXILIARY PLATFORMS. PLATFORM 1. STRUCTURE STEEL, FRAMES	Drawing	1	CIVIL -1	VENDOR	Approval
2675	6007-PLN-AGE-58-54-6349	MOJAVE SOLAR PROJECT BETA PLANT HTF MAIN PUMPS FILTERS AUXILIARY PLATFORMS. PLATFORM 2. STRUCTURE STEEL, FRAMES	Drawing	1	CIVIL -1	VENDOR	Approval
2676	6007-PLN-AGE-58-54-6350	MOJAVE SOLAR PROJECT BETA PLANT HTF MAIN PUMPS FILTERS AUXILIARY PLATFORMS. PLATFORM 2. STRUCTURE STEEL, FRAMES	Drawing	1	CIVIL -1	VENDOR	Approval
2677	6007-PLN-AGE-58-54-6351	MOJAVE SOLAR PROJECT BETA PLANT HTF MAIN PUMPS FILTERS AUXILIARY PLATFORMS. PLATFORM 3. STRUCTURE STEEL, FRAMES	Drawing	1	CIVIL -1	VENDOR	Approval
2678	6007-PLN-AGE-58-54-6352	MOJAVE SOLAR PROJECT BETA PLANT HTF MAIN PUMPS FILTERS AUXILIARY PLATFORMS. PLATFORM 3. STRUCTURE STEEL, FRAMES	Drawing	1	CIVIL -1	VENDOR	Approval
2679	6007-PLN-AGE-58-54-6353	MOJAVE SOLAR PROJECT BETA PLANT HTF MAIN PUMPS FILTERS AUXILIARY PLATFORMS. PLATFORM 4. STRUCTURE STEEL, FRAMES	Drawing	1	CIVIL -1	VENDOR	Approval
2680	6007-PLN-AGE-58-54-6354	MOJAVE SOLAR PROJECT BETA PLANT HTF MAIN PUMPS FILTERS AUXILIARY PLATFORMS. PLATFORM 4. STRUCTURE STEEL, FRAMES	Drawing	1	CIVIL -1	VENDOR	Approval
2681	6007-PLN-AGE-58-54-6355	MOJAVE SOLAR PROJECT BETA PLANT HTF MAIN PUMPS FILTERS AUXILIARY PLATFORMS. PLATFORM 5. STRUCTURE STEEL, FRAMES	Drawing	1	CIVIL -1	VENDOR	Approval
2682	6007-PLN-AGE-58-54-6356	MOJAVE SOLAR PROJECT BETA PLANT HTF MAIN PUMPS FILTERS AUXILIARY PLATFORMS. PLATFORM 5. STRUCTURE STEEL, FRAMES	Drawing	1	CIVIL -1	VENDOR	Approval
2683	6007-PLN-AGE-58-54-6357	MOJAVE SOLAR PROJECT BETA PLANT HTF MAIN PUMPS FILTERS AUXILIARY PLATFORMS. CONNECTION DETAILS	Drawing	1	CIVIL -1	VENDOR	Approval
2684	6007-PLN-AGE-58-54-6358	MOJAVE SOLAR PROJECT BETA PLANT HTF MAIN PUMPS FILTERS AUXILIARY PLATFORMS. CONNECTION DETAILS	Drawing	1	CIVIL -1	VENDOR	Approval
2685	6007-PLN-AGE-58-54-6359	MOJAVE SOLAR PROJECT BETA PLANT HTF MAIN PUMPS FILTERS AUXILIARY PLATFORMS. CONNECTION DETAILS	Drawing	1	CIVIL -1	VENDOR	Approval
2686	6007-PLN-AGE-58-54-6360	MOJAVE SOLAR PROJECT BETA PLANT HTF MAIN PUMPS FILTERS AUXILIARY PLATFORMS. CONNECTION DETAILS	Drawing	1	CIVIL -1	VENDOR	Approval
2687	6007-CAL-AGE-67-52-4200	CALCULATION REPORT FOR UTILITIES COOLING TOWER AREA SUPPORTS FOUNDATIONS. ALPHA PLANT	Calculation	5	CIVIL -1	VENDOR	Approval
2688	6007-PLN-AGE-67-52-4200	FIELD ALPHA. CT PIPING SUPPORT FOUNDATIONS UTILITIES. COVER SHEET	Drawing	5	CIVIL -1	VENDOR	Approval
2689	6007-PLN-AGE-67-52-4220	FIELD ALPHA. CT PIPING SUPPORT FOUNDATIONS UTILITIES. GENERAL NOTES	Drawing	4	CIVIL -1	VENDOR	Approval
2690	6007-PLN-AGE-67-52-4240	FIELD ALPHA. CT PIPING SUPPORT FOUNDATIONS UTILITIES. PLAN VIEW	Drawing	6	CIVIL -1	VENDOR	Approval
2691	6007-PLN-AGE-67-52-4241	FIELD ALPHA. CT PIPING SUPPORT FOUNDATIONS UTILITIES. DETAILS 1	Drawing	6	CIVIL -1	VENDOR	Approval
2692	6007-PLN-AGE-67-52-4242	FIELD ALPHA. CT PIPING SUPPORT FOUNDATIONS UTILITIES. DETAILS III	Drawing	7	CIVIL -1	VENDOR	Approval
2693	6007-PLN-AGE-67-52-4243	FIELD ALPHA. CT PIPING SUPPORT FOUNDATIONS UTILITIES. FOUNDATION AND ATE INFORMATION I	Drawing	5	CIVIL -1	VENDOR	Approval
2694	6007-PLN-AGE-67-52-4244	FIELD ALPHA. CT PIPING SUPPORT FOUNDATIONS UTILITIES. FOUNDATION AND ATE INFORMATION II	Drawing	5	CIVIL -1	VENDOR	Approval
2695	6007-PLN-AGE-67-52-4245	FIELD ALPHA. CT PIPING SUPPORT FOUNDATIONS UTILITIES. COLUMN DETAILS	Drawing	2	CIVIL -1	VENDOR	Approval
2696	6007-CAL-AGE-67-52-8200	CALCULATION REPORT FOR UTILITIES COOLING TOWER AREA SUPPORT FOUNDATIONS. BETA PLANT	Calculation	5	CIVIL -1	VENDOR	Approval
2697	6007-PLN-AGE-67-52-8200	FIELD BETA. CT PIPING SUPPORT FOUNDATIONS UTILITIES. COVER SHEET	Drawing	5	CIVIL -1	VENDOR	Approval
2698	6007-PLN-AGE-67-52-8220	FIELD BETA. CT PIPING SUPPORT FOUNDATIONS UTILITIES. GENERAL NOTES	Drawing	4	CIVIL -1	VENDOR	Approval
2699	6007-PLN-AGE-67-52-8240	FIELD BETA. CT PIPING SUPPORT FOUNDATIONS UTILITIES. PLAN VIEW	Drawing	6	CIVIL -1	VENDOR	Approval
2700	6007-PLN-AGE-67-52-8241	FIELD BETA. CT PIPING SUPPORT FOUNDATIONS UTILITIES. DETAILS 1	Drawing	6	CIVIL -1	VENDOR	Approval
2701	6007-PLN-AGE-67-52-8242	FIELD BETA. CT PIPING SUPPORT FOUNDATIONS UTILITIES. DETAILS III	Drawing	7	CIVIL -1	VENDOR	Approval
2702	6007-PLN-AGE-67-52-8243	FIELD BETA. CT PIPING SUPPORT FOUNDATIONS UTILITIES. FOUNDATION AND PLATE INFORMATION I	Drawing	5	CIVIL -1	VENDOR	Approval
2703	6007-PLN-AGE-67-52-8244	FIELD BETA. CT PIPING SUPPORT FOUNDATIONS UTILITIES. FOUNDATION AND ATE INFORMATION II	Drawing	5	CIVIL -1	VENDOR	Approval
2704	6007-PLN-AGE-67-52-8245	FIELD BETA. CT PIPING SUPPORT FOUNDATIONS UTILITIES. COLUMN DETAILS	Drawing	2	CIVIL -1	VENDOR	Approval
2705	6007-CAL-AGE-67-54-4201	CALCULATION REPORT FOR CT UTILITIES SUPPORT ANCHOR BOLTS. ALPHA AND BETA PLANT	Calculation	0	CIVIL -1	VENDOR	Approval
2706	6007-CAL-AGE-58-54-2700	MOJAVE SOLAR - RACK 2 SILENCER HTF STRUCTURE (ALPHA)	Calculation	2	CIVIL -1	VENDOR	Approval
2707	6007-PLN-AGE-58-54-2700	MOJAVE SOLAR PROJECT FIELD ALPHA RACK 2 SILENCER HTF STEEL STRUCTURE. COVER SHEET	Drawing	2	CIVIL -1	VENDOR	Approval
2708	6007-PLN-AGE-58-54-2701	MOJAVE SOLAR PROJECT ALPHA PLANT RACK 2 SILENCER HTF STEEL STRUCTURE. GENERAL NOTES	Drawing	2	CIVIL -1	VENDOR	Approval
2709	6007-PLN-AGE-58-54-2702	MOJAVE SOLAR PROJECT ALPHA PLANT RACK 2 SILENCER HTF STEEL STRUCTURE. STRUCTURE STEEL, FRAMES	Drawing	2	CIVIL -1	VENDOR	Approval
2710	6007-PLN-AGE-58-54-2703	MOJAVE SOLAR PROJECT ALPHA PLANT RACK 2 SILENCER HTF STEEL STRUCTURE. STRUCTURE STEEL, FRAMES	Drawing	2	CIVIL -1	VENDOR	Approval
2711	6007-PLN-AGE-58-54-2704	MOJAVE SOLAR PROJECT ALPHA PLANT RACK 2 SILENCER HTF STEEL STRUCTURE. STRUCTURE STEEL, FRAMES	Drawing	2	CIVIL -1	VENDOR	Approval
2712	6007-PLN-AGE-58-54-2705	MOJAVE SOLAR PROJECT ALPHA PLANT RACK 2 SILENCER HTF STEEL STRUCTURE. STRUCTURE STEEL, FRAMES AND DETAILS	Drawing	2	CIVIL -1	VENDOR	Approval
2713	6007-PLN-AGE-58-54-2706	MOJAVE SOLAR PROJECT ALPHA PLANT RACK 2 SILENCER HTF STEEL STRUCTURE. CONNECTION DETAILS	Drawing	2	CIVIL -1	VENDOR	Approval
2714	6007-PLN-AGE-58-54-2707	MOJAVE SOLAR PROJECT ALPHA PLANT RACK 2 SILENCER HTF STEEL STRUCTURE. CONNECTION DETAILS	Drawing	2	CIVIL -1	VENDOR	Approval
2715	6007-PLN-AGE-58-54-2708	MOJAVE SOLAR PROJECT ALPHA PLANT RACK 2 SILENCER HTF STEEL STRUCTURE. CONNECTION DETAILS	Drawing	2	CIVIL -1	VENDOR	Approval
2716	6007-CAL-AGE-58-54-6700	MOJAVE SOLAR - RACK 2 SILENCER HTF STRUCTURE (BETA)	Calculation	2	CIVIL -1	VENDOR	Approval
2717	6007-PLN-AGE-58-54-6700	MOJAVE SOLAR PROJECT FIELD BETA RACK 2 SILENCER HTF STEEL STRUCTURE. COVER SHEET	Drawing	2	CIVIL -1	VENDOR	Approval
2718	6007-PLN-AGE-58-54-6701	MOJAVE SOLAR PROJECT BETA PLANT RACK 2 SILENCER HTF STEEL STRUCTURE. GENERAL NOTES	Drawing	2	CIVIL -1	VENDOR	Approval
2719	6007-PLN-AGE-58-54-6702	MOJAVE SOLAR PROJECT BETA PLANT RACK 2 SILENCER HTF STEEL STRUCTURE. STRUCTURE STEEL, FRAMES	Drawing	2	CIVIL -1	VENDOR	Approval
2720	6007-PLN-AGE-58-54-6703	MOJAVE SOLAR PROJECT BETA PLANT RACK 2 SILENCER HTF STEEL STRUCTURE. STRUCTURE STEEL, FRAMES	Drawing	2	CIVIL -1	VENDOR	Approval
2721	6007-PLN-AGE-58-54-6704	MOJAVE SOLAR PROJECT BETA PLANT RACK 2 SILENCER HTF STEEL STRUCTURE. STRUCTURE STEEL, FRAMES	Drawing	2	CIVIL -1	VENDOR	Approval
2722	6007-PLN-AGE-58-54-6705	MOJAVE SOLAR PROJECT BETA PLANT RACK 2 SILENCER HTF STEEL STRUCTURE. STRUCTURE STEEL, FRAMES AND DETAILS	Drawing	2	CIVIL -1	VENDOR	Approval
2723	6007-PLN-AGE-58-54-6706	MOJAVE SOLAR PROJECT BETA PLANT RACK 2 SILENCER HTF STEEL STRUCTURE. CONNECTION DETAILS	Drawing	2	CIVIL -1	VENDOR	Approval
2724	6007-PLN-AGE-58-54-6707	MOJAVE SOLAR PROJECT BETA PLANT RACK 2 SILENCER HTF STEEL STRUCTURE. CONNECTION DETAILS	Drawing	2	CIVIL -1	VENDOR	Approval
2725	6007-PLN-AGE-58-54-6708	MOJAVE SOLAR PROJECT BETA PLANT RACK 2 SILENCER HTF STEEL STRUCTURE. CONNECTION DETAILS	Drawing	2	CIVIL -1	VENDOR	Approval
2726	6007-CAL-CTS-26-54-1900	MOJAVE SOLAR PROJECT-ALPHA SITE. ELECTRICAL BUS DUCT SUPPORT STRUCTURE	Calculation	1	CIVIL -1	VENDOR	Approval
2727	6007-PLN-CTS-26-54-1900	FIELD ALPHA. ELECTRICAL BUSDUCT STRUCTURE AND FOUNDATION. GENERAL STRUCTURAL NOTES	Drawing	0	CIVIL -1	VENDOR	Approval
2728	6007-PLN-CTS-26-54-1901	FIELD ALPHA. ELECTRICAL BUSDUCT STRUCTURE AND FOUNDATION. FOUNDATION AND FRAMING PLANS	Drawing	2	CIVIL -1	VENDOR	Approval
2729	6007-PLN-CTS-26-54-1902	FIELD ALPHA. ELECTRICAL BUSDUCT STRUCTURE AND FOUNDATION. FRAMING PLANS AND ELEVATIONS	Drawing	2	CIVIL -1	VENDOR	Approval
2730	6007-PLN-CTS-26-54-1903	FIELD ALPHA. ELECTRICAL BUSDUCT STRUCTURE AND FOUNDATION. TYPICAL DETAILS	Drawing	0	CIVIL -1	VENDOR	Approval
2731	6007-PLN-CTS-26-54-1904	FIELD ALPHA. ELECTRICAL BUSDUCT STRUCTURE AND FOUNDATION. FOUNDATION DETAILS	Drawing	2	CIVIL -1	VENDOR	Approval
2732	6007-PLN-CTS-26-54-1905	FIELD ALPHA. ELECTRICAL BUSDUCT STRUCTURE AND FOUNDATION. FRAMING DETAILS	Drawing	1	CIVIL -1	VENDOR	Approval
2733	6007-PLN-CTS-26-54-1906	FIELD ALPHA. ELECTRICAL BUSDUCT STRUCTURE AND FOUNDATION. FRAMING DETAILS	Drawing	1	CIVIL -1	VENDOR	Approval
2734	6007-CAL-CTS-26-54-6900	MOJAVE SOLAR PROJECT-BETA SITE. ELECTRICAL BUS DUCT SUPPORT STRUCTURE	Calculation	1	CIVIL -1	VENDOR	Approval
2735	6007-PLN-CTS-26-54-6900	FIELD BETA. ELECTRICAL BUSDUCT STRUCTURE AND FOUNDATION. GENERAL STRUCTURAL NOTES	Drawing	0	CIVIL -1	VENDOR	Approval
2736	6007-PLN-CTS-26-54-6901	FIELD BETA. ELECTRICAL BUSDUCT STRUCTURE AND FOUNDATION. FOUNDATION AND FRAMING PLANS	Drawing	2	CIVIL -1	VENDOR	Approval
2737	6007-PLN-CTS-26-54-6902	FIELD BETA. ELECTRICAL BUSDUCT STRUCTURE AND FOUNDATION. FRAMING PLANS AND ELEVATIONS	Drawing	2	CIVIL -1	VENDOR	Approval
2738	6007-PLN-CTS-26-54-6903	FIELD BETA. ELECTRICAL BUSDUCT STRUCTURE AND FOUNDATION. TYPICAL DETAILS	Drawing	0	CIVIL -1	VENDOR	Approval
2739	6007-PLN-CTS-26-54-6904	FIELD BETA. ELECTRICAL BUSDUCT STRUCTURE AND FOUNDATION. FOUNDATION DETAILS	Drawing	2	CIVIL -1	VENDOR	Approval
2740	6007-PLN-CTS-26-54-6905	FIELD BETA. ELECTRICAL BUSDUCT STRUCTURE AND FOUNDATION. FRAMING DETAILS	Drawing	1	CIVIL -1	VENDOR	Approval
2741	6007-PLN-CTS-26-54-6906	FIELD BETA. ELECTRICAL BUSDUCT STRUCTURE AND FOUNDATION. FRAMING DETAILS	Drawing	1	CIVIL -1	VENDOR	Approval
2742	6007-CAL-AGE-58-54-2345	MOJAVE SOLAR HTF FILTER ACCESS (ALPHA)	Calculation	2	CIVIL -1	VENDOR	Approval
2743	6007-PLN-AGE-58-54-2345	MOJAVE SOLAR PROJECT FIELD ALPHA HTF MAIN PUMPS FILTERS AUXILIARY PLATFORMS. COVER SHEETS	Drawing	2	CIVIL -1	VENDOR	Approval
2744	6007-PLN-AGE-58-54-2346	MOJAVE SOLAR PROJECT ALPHA PLANT HTF MAIN PUMPS FILTERS AUXILIARY PLATFORMS. GENERAL NOTES	Drawing	2	CIVIL -1	VENDOR	Approval
2745	6007-PLN-AGE-58-54-2347	MOJAVE SOLAR PROJECT ALPHA PLANT HTF MAIN PUMPS FILTERS AUXILIARY PLATFORMS. PLATFORM 1. STRUCTURE STEEL, FRAMES	Drawing	2	CIVIL -1	VENDOR	Approval
2746	6007-PLN-AGE-58-54-2348	MOJAVE SOLAR PROJECT ALPHA PLANT HTF MAIN PUMPS FILTERS AUXILIARY PLATFORMS. PLATFORM 1. STRUCTURE STEEL, FRAMES	Drawing	2	CIVIL -1	VENDOR	Approval
2747	6007-PLN-AGE-58-54-2349	MOJAVE SOLAR PROJECT ALPHA PLANT HTF MAIN PUMPS FILTERS AUXILIARY PLATFORMS. PLATFORM 2. STRUCTURE STEEL, FRAMES	Drawing	2	CIVIL -1	VENDOR	Approval
2748	6007-PLN-AGE-58-54-2350	MOJAVE SOLAR PROJECT ALPHA PLANT HTF MAIN PUMPS FILTERS AUXILIARY PLATFORMS. PLATFORM 2. STRUCTURE STEEL, FRAMES	Drawing	2	CIVIL -1	VENDOR	Approval
2749	6007-PLN-AGE-58-54-2351	MOJAVE SOLAR PROJECT ALPHA PLANT HTF MAIN PUMPS FILTERS AUXILIARY PLATFORMS. PLATFORM 3. STRUCTURE STEEL, FRAMES	Drawing	2	CIVIL -1	VENDOR	Approval
2750	6007-PLN-AGE-58-54-2352	MOJAVE SOLAR PROJECT ALPHA PLANT HTF MAIN PUMPS FILTERS AUXILIARY PLATFORMS. PLATFORM 3. STRUCTURE STEEL, FRAMES	Drawing	2	CIVIL -1	VENDOR	Approval
2751	6007-PLN-AGE-58-54-2353	MOJAVE SOLAR PROJECT ALPHA PLANT HTF MAIN PUMPS FILTERS AUXILIARY PLATFORMS. PLATFORM 4. STRUCTURE STEEL, FRAMES	Drawing	2	CIVIL -1	VENDOR	Approval
2752	6007-PLN-AGE-58-54-2354	MOJAVE SOLAR PROJECT ALPHA PLANT HTF MAIN PUMPS FILTERS AUXILIARY PLATFORMS. PLATFORM 4. STRUCTURE STEEL, FRAMES	Drawing	2	CIVIL -1	VENDOR	Approval
2753	6007-PLN-AGE-58-54-2355	MOJAVE SOLAR PROJECT ALPHA PLANT HTF MAIN PUMPS FILTERS AUXILIARY PLATFORMS. PLATFORM 5. STRUCTURE STEEL, FRAMES	Drawing	2	CIVIL -1	VENDOR	Approval
2754	6007-PLN-AGE-58-54-2356	MOJAVE SOLAR PROJECT ALPHA PLANT HTF MAIN PUMPS FILTERS AUXILIARY PLATFORMS. PLATFORM 5. STRUCTURE STEEL, FRAMES	Drawing	2	CIVIL -1	VENDOR	Approval
2755	6007-PLN-AGE-58-54-2357	MOJAVE SOLAR PROJECT ALPHA PLANT HTF MAIN PUMPS FILTERS AUXILIARY PLATFORMS. CONNECTION DETAILS	Drawing	2	CIVIL -1	VENDOR	Approval
2756	6007-PLN-AGE-58-54-2358	MOJAVE SOLAR PROJECT ALPHA PLANT HTF MAIN PUMPS FILTERS AUXILIARY PLATFORMS. CONNECTION DETAILS	Drawing	2	CIVIL -1	VENDOR	Approval
2757	6007-PLN-AGE-58-54-2359	MOJAVE SOLAR PROJECT ALPHA PLANT HTF MAIN PUMPS FILTERS AUXILIARY PLATFORMS. CONNECTION DETAILS	Drawing	2	CIVIL -1	VENDOR	Approval
2758	6007-PLN-AGE-58-54-2360	MOJAVE SOLAR PROJECT ALPHA PLANT HTF MAIN PUMPS FILTERS AUXILIARY PLATFORMS. CONNECTION DETAILS	Drawing	2	CIVIL -1	VENDOR	Approval
2759	6007-CAL-AGE-58-54-6345	MOJAVE SOLAR HTF FILTER ACCESS (BETA)	Calculation	2	CIVIL -1	VENDOR	Approval
2760	6007-PLN-AGE-58-54-6345	MOJAVE SOLAR PROJECT FIELD BETA HTF MAIN PUMPSFILTERS AUXILIARY PLATFORMS. COVER SHEETS	Drawing	2	CIVIL -1	VENDOR	Approval
2761	6007-PLN-AGE-58-54-6346	MOJAVE SOLAR PROJECT BETA PLANT HTF MAIN PUMPS FILTERS AUXILIARY PLATFORMS. GENERAL NOTES	Drawing	2	CIVIL -1	VENDOR	Approval
2762	6007-PLN-AGE-58-54-6347	MOJAVE SOLAR PROJECT BETA PLANT HTF MAIN PUMPS FILTERS AUXILIARY PLATFORMS. PLATFORM 1. STRUCTURE STEEL, FRAMES	Drawing	2	CIVIL -1	VENDOR	Approval
2763	6007-PLN-AGE-58-54-6348	MOJAVE SOLAR PROJECT BETA PLANT HTF MAIN PUMPS FILTERS AUXILIARY PLATFORMS. PLATFORM 1. STRUCTURE STEEL, FRAMES	Drawing	2	CIVIL -1	VENDOR	Approval
2764	6007-PLN-AGE-58-54-6349	MOJAVE SOLAR PROJECT BETA PLANT HTF MAIN PUMPS FILTERS AUXILIARY PLATFORMS. PLATFORM 2. STRUCTURE STEEL, FRAMES	Drawing	2	CIVIL -1	VENDOR	Approval
2765	6007-PLN-AGE-58-54-6350	MOJAVE SOLAR PROJECT BETA PLANT HTF MAIN PUMPS FILTERS AUXILIARY PLATFORMS. PLATFORM 2. STRUCTURE STEEL, FRAMES	Drawing	2	CIVIL -1	VENDOR	Approval
2766	6007-PLN-AGE-58-54-6351	MOJAVE SOLAR PROJECT BETA PLANT HTF MAIN PUMPS FILTERS AUXILIARY PLATFORMS. PLATFORM 3. STRUCTURE STEEL, FRAMES	Drawing	2	CIVIL -1	VENDOR	Approval
2767	6007-PLN-AGE-58-54-6352	MOJAVE SOLAR PROJECT BETA PLANT HTF MAIN PUMPS FILTERS AUXILIARY PLATFORMS. PLATFORM 3. STRUCTURE STEEL, FRAMES	Drawing	2	CIVIL -1	VENDOR	Approval
2768	6007-PLN-AGE-58-54-6353	MOJAVE SOLAR PROJECT BETA PLANT HTF MAIN PUMPS FILTERS AUXILIARY PLATFORMS. PLATFORM 4. STRUCTURE STEEL, FRAMES	Drawing	2	CIVIL -1	VENDOR	Approval
2769	6007-PLN-AGE-58-54-6354	MOJAVE SOLAR PROJECT BETA PLANT HTF MAIN PUMPS FILTERS AUXILIARY PLATFORMS. PLATFORM 4. STRUCTURE STEEL, FRAMES	Drawing	2	CIVIL -1	VENDOR	Approval
2770	6007-PLN-AGE-58-54-6355	MOJAVE SOLAR PROJECT BETA PLANT HTF MAIN PUMPS FILTERS AUXILIARY PLATFORMS. PLATFORM 5. STRUCTURE STEEL, FRAMES	Drawing	2	CIVIL -1	VENDOR	Approval
2771	6007-PLN-AGE-58-54-6356	MOJAVE SOLAR PROJECT BETA PLANT HTF MAIN PUMPS FILTERS AUXILIARY PLATFORMS. PLATFORM 5. STRUCTURE STEEL, FRAMES	Drawing	2	CIVIL -1	VENDOR	Approval
2772	6007-PLN-AGE-58-54-6357	MOJAVE SOLAR PROJECT BETA PLANT HTF MAIN PUMPS FILTERS AUXILIARY PLATFORMS. CONNECTION DETAILS	Drawing	2	CIVIL -1	VENDOR	Approval
2773	6007-PLN-AGE-58-54-6358	MOJAVE SOLAR PROJECT BETA PLANT HTF MAIN PUMPS FILTERS AUXILIARY PLATFORMS. CONNECTION DETAILS	Drawing	2	CIVIL -1	VENDOR	Approval
2774	6007-PLN-AGE-58-54-6359	MOJAVE SOLAR PROJECT BETA PLANT HTF MAIN PUMPS FILTERS AUXILIARY PLATFORMS. CONNECTION DETAILS	Drawing	2	CIVIL -1	VENDOR	Approval
2775	6007-PLN-AGE-58-54-6360	MOJAVE SOLAR PROJECT BETA PLANT HTF MAIN PUMPS FILTERS AUXILIARY PLATFORMS. CONNECTION DETAILS	Drawing	2	CIVIL -1	VENDOR	Approval
2776	0801 PCR 131007	REVISION LETTER	Letter	2	CIVIL -1	VENDOR	Approval
2777	6007-CAL-CTS-12-52-1800	MOJAVE SOLAR PROJECT FIELD ALPHA FILTER SLAB	Calculation	0	CIVIL -1	VENDOR	Approval
2778	6007-PLN-CTS-12-52-1800	FIELD ALPHA. WTP FILTER SLAB. GENERAL STRUCTURAL NOTES	Drawing	1	CIVIL -1	VENDOR	Approval
2779	6007-PLN-CTS-12-52-1801	FIELD ALPHA. WTP FILTER SLAB. FOUNDATION PLAN	Drawing	1	CIVIL -1	VENDOR	Approval
2780	6007-PLN-CTS-12-52-1802	FIELD ALPHA. WTP FILTER SLAB. DETAILS	Drawing	1	CIVIL -1	VENDOR	Approval
2781	6007-PLN-CTS-12-52-1803	FIELD ALPHA. WTP FILTER SLAB. DETAILS	Drawing	1	CIVIL -1	VENDOR	Approval
2782	6007-CAL-CTS-12-52-6800	MOJAVE SOLAR PROJECT FIELD BETA FILTER SLAB	Calculation	0	CIVIL -1	VENDOR	Approval
2783	6007-PLN-CTS-12-52-6800	FIELD BETA. WTP FILTER SLAB. GENERAL STRUCTURAL NOTES	Drawing	1	CIVIL -1	VENDOR	Approval
2784	6007-PLN-CTS-12-52-6801	FIELD BETA. WTP FILTER SLAB. FOUNDATION PLAN	Drawing	1	CIVIL -1	VENDOR	Approval
2785	6007-PLN-CTS-12-52-6802	FIELD BETA. WTP FILTER SLAB. DETAILS	Drawing	1	CIVIL -1	VENDOR	Approval
2786	6007-PLN-CTS-12-52-6803	FIELD BETA. WTP FILTER SLAB. DETAILS	Drawing	1	CIVIL -1	VENDOR	Approval
2787	6007-CAL-CTS-12-52-1801	MOJAVE SOLAR PROJECT ALPHA FIELD STRUC 1-52.00-A&B-Water Filter Slabs-PC1 response letter	Calculation	0	CIVIL -1	VENDOR	Approval
2788	6007-CAL-CTS-12-52-6801	MOJAVE SOLAR PROJECT BETA FIELD STRUC 1-52.00-A&B-Water Filter Slabs-PC1 response letter	Calculation	0	CIVIL -1	VENDOR	Approval
2789	6007-CAL-AGE-21-52-2060	Calculation Report for Utilites Steam Generator Supports Foundation Columns Alpha Plant	Calculation	0	CIVIL -1	VENDOR	Approval
2790	6007-CAL-AGE-21-52-6060	Calculation Report for Utilites Steam Generator Supports Foundation Columns Beta Plant	Calculation	0	CIVIL -1	VENDOR	Approval
2791	6007-PLN-AGE-21-52-2060	Mojave Generating Station. Alpha Plant steam Generators Evaporators Foundations Columns Details II	Drawing	0	CIVIL -1	VENDOR	Approval
2792	6007-PLN-AGE-21-52-6060	Mojave Generating Station. Beta Plant steam Generators Evaporators Foundations Columns Details II	Drawing	0	CIVIL -1	VENDOR	Approval
2793	6007-PLN-ATM-67-33-2010	Water Treatment Plant Filter Grounding System Alpha Plant	Drawing	0	CIVIL -1	VENDOR	Approval
2794	6007-PLN-ATM-67-33-6010	Water Treatment Plant Filter Grounding System Beta Plant	Drawing	0	CIVIL -1	VENDOR	Approval
2795	BV RESPONSE STRUC-1-52 00-PC2	Revision Letter	Spec	NA	CIVIL -1	VENDOR	Approval
2796	6007-ESP-ATP-00-50-C034	Civil Tender process specifications	Spec	2	CIVIL -1	VENDOR	Approval

Compliance No.:		GEN-2					
Job :		Mojave Solar Project					
Date: 7/8/14		Description: Civil Master Drawing List					
Line No.	Sheet No.	Description	Type of Document	Revision Number	Applicable Condition of Certification	Vendor Supplied or EOR	Reason for Submittal
2797	6007-ESP-ATP-00-00-GW001	Engineering Standards and Practices Specifications for Groundwater Well Reconnaissance and Retrofit	Spec	1	CIVIL -1	VENDOR	Approval
2798	6007-ESP-ATP-00-00-WTW001	Specification for Water Well Subcontract	Spec	0	CIVIL -1	VENDOR	Approval
2799	6007-ESP-ATP-00-50-3100	Engineering Standards and Practices Specifications for Concrete Forms and Accessories	Spec	1	CIVIL -1	VENDOR	Approval
2800	6007-ESP-ATP-00-50-3200	Engineering Standards and Practices Specifications for Concrete Reinforcement	Spec	2	CIVIL -1	VENDOR	Approval
2801	6007-ESP-ATP-00-50-5120	Engineering Standards and Practices Specifications for Structural Steel	Spec	1	CIVIL -1	VENDOR	Approval
2802	6007-ESP-ATP-00-50-C014	Engineering Standards and Practices Technical Specifications for Ready Mix Concrete Production & Delivery	Spec	0	CIVIL -1	VENDOR	Approval
2803	6007-ESP-ATP-00-50-C015	Engineering Standards and Practices RFQ Particular Commercial Conditions for Ready Mix Concrete Production & Delivery	Spec	0	CIVIL -1	VENDOR	Approval
2804	6007-ESP-ATP-00-50-C021	Civil Tender Process Specifications	Spec	1	CIVIL -1	VENDOR	Approval
2805	6007-ESP-ATP-00-50-C022	Engineering Standards and Practices Specifications for Flexible Pavement	Spec	0	CIVIL -1	VENDOR	Approval
2806	6007-ESP-ATP-00-50-C024	Engineering Standards and Practices Specifications for Site Clearing and Rough Grading	Spec	0	CIVIL -1	VENDOR	Approval
2807	6007-ESP-ATP-00-50-C025	Engineering Standards and Practices Specifications for Earthwork	Spec	0	CIVIL -1	VENDOR	Approval
2808	6007-ESP-ATP-00-50-C026	Engineering Standards and Practices Specifications for Erosion/Sediment Control	Spec	0	CIVIL -1	VENDOR	Approval
2809	6007-ESP-ATP-00-50-C027	Engineering Standards and Practices Specifications for Soil Stabilization (Soil Cement)	Spec	0	CIVIL -1	VENDOR	Approval
2810	6007-ESP-ATP-00-50-C028	Engineering Standards and Practices Specifications for Aggregate Base Course	Spec	0	CIVIL -1	VENDOR	Approval
2811	6007-ESP-ATP-00-50-C029	Engineering Standards and Practices Specifications for Cast-in-Place Concrete	Spec	0	CIVIL -1	VENDOR	Approval
2812	6007-ESP-ATP-00-50-C030	Engineering Standards and Practices Specifications for Dust Control	Spec	0	CIVIL -1	VENDOR	Approval
2813	6007-ESP-ATP-00-50-C033	Engineering Standards and Practices Specifications for Site Fence Installation	Spec	0	CIVIL -1	VENDOR	Approval
2814	6007-ESP-ATP-00-50-D001	Engineering Standards and Practices Specifications for Demolition Construction Project Subcontract	Spec	0	CIVIL -1	VENDOR	Approval
2815	6007-ESP-ATP-65-77-0001	Specification for Video Surveillance System	Spec	0	CIVIL -1	VENDOR	Approval
2816	CIVIL-1-0.00-Civil Specitications	Revision Letter	Spec	NA	CIVIL -1	VENDOR	Approval
2817	6007-PLN-AGE-00-31-0030	Beta Plant Underground Ductbank Plans Power Block & Utilities	Drawing	2	CIVIL -1	VENDOR	Approval
2818	6007-PLN-AGE-00-31-0090	Beta Plant Underground Ductbank Profiles Power Block & Utilities Area	Drawing	2	CIVIL -1	VENDOR	Approval
2819	6007-PLN-AGE-00-31-0091	Alpha Plant Underground Ductbank Profiles Power Block & Utilities Area	Drawing	3	CIVIL -1	VENDOR	Approval
2820	6007-PLN-AGE-00-31-0092	Alpha Plant Underground Ductbank Profiles Power Block & Utilities Area	Drawing	4	CIVIL -1	VENDOR	Approval
2821	6007-PLN-AGE-00-31-0095	Beta Plant Manholes Details. MH-B5 Power Block & Utilites	Drawing	3	CIVIL -1	VENDOR	Approval
2822	6007-PLN-AGE-58-31-1002	Underground Ductbanks General Manholes Details	Drawing	3	CIVIL -1	VENDOR	Approval
2823	CIVIL-1-24.01_Response Letter - PC2	Revision Letter	Response Letter	NA	CIVIL -1	VENDOR	Approval
2824	6007-PLN-AGE-00-52-4084	Mojave Solar Project. Alpha Plant Miscellaneous Foundations Central Plant Coordinates	Drawing	3	CIVIL -1	VENDOR	Approval
2825	6007-PLN-AGE-00-52-4085	Mojave Solar Project. Alpha Plant Miscellaneous Foundations Central Plant Section & Details	Drawing	4	CIVIL -1	VENDOR	Approval
2826	Addendum1	Anchor type and diameter	Response Letter	NA	CIVIL -1	VENDOR	Approval
2827	Cover Letter_Central Plant Miscellaneous Foundations	Revision Letter	Response Letter	NA	CIVIL -1	VENDOR	Approval
2828	6007-PLN-AGE-00-31-0030	Beta Plant Underground Ductbank Plans Power Block & Utilities	Drawing	2	CIVIL -1	VENDOR	Approval
2829	6007-PLN-AGE-00-31-0090	Beta Plant Underground Ductbank Profiles Power Block & Utilities Area	Drawing	2	CIVIL -1	VENDOR	Approval
2830	6007-PLN-AGE-00-31-0091	Alpha Plant Underground Ductbank Profiles Power Block & Utilities Area	Drawing	3	CIVIL -1	VENDOR	Approval
2831	6007-PLN-AGE-00-31-0092	Alpha Plant Underground Ductbank Profiles Power Block & Utilities Area	Drawing	4	CIVIL -1	VENDOR	Approval
2832	6007-PLN-AGE-00-31-0095	Beta Plant Manholes Details. MH-B5 Power Block & Utilites	Drawing	3	CIVIL -1	VENDOR	Approval
2833	6007-PLN-AGE-58-31-1002	Underground Ductbanks General Manholes Details	Drawing	3	CIVIL -1	VENDOR	Approval
2834	CIVIL-1-24.01_Response Letter - PC2	Revision Letter	Response Letter	NA	CIVIL -1	VENDOR	Approval
2835	6007-PLN-AGE-00-52-4084	Mojave Solar Project. Alpha Plant Miscellaneous Foundations Central Plant Coordinates	Drawing	3	CIVIL -1	VENDOR	Approval
2836	6007-PLN-AGE-00-52-4085	Mojave Solar Project. Alpha Plant Miscellaneous Foundations Central Plant Section & Details	Drawing	4	CIVIL -1	VENDOR	Approval
2837	Addendum1	Anchor type and diameter	Response Letter	NA	CIVIL -1	VENDOR	Approval
2838	Cover Letter_Central Plant Miscellaneous Foundations	Revision Letter	Response Letter	NA	CIVIL -1	VENDOR	Approval
2839	6007-CAL-AGE-87-52-1500	CALCULATION REPORT FOR BIOREMEDIATION FACILITIES FOUNDATION. CONCRETE SLAB FOR SPRINKLER SYSTEM EQUIPMENT. ALPHA PL	Calculation	1	CIVIL -1	VENDOR	Approval
2840	6007-PLN-AGE-87-52-1500	MOJAVE SOLAR PROJECT ALPHA PLANT. BIOREMEDIATION FACILITIES CONCRETE SLAB FOR SPRINKLER SYSTEM EQUP. FOUNDATION. CO	Drawing	1	CIVIL -1	VENDOR	Approval
2841	6007-PLN-AGE-87-52-1510	MOJAVE SOLAR PROJECT ALPHA PLANT. BIOREMEDIATION FACILITIES CONCRETE SLAB FOR SPRINKLER SYSTEM EQUP. FOUNDATION. GE	Drawing	1	CIVIL -1	VENDOR	Approval
2842	6007-PLN-AGE-87-52-1520	MOJAVE SOLAR PROJECT ALPHA PLANT. BIOREMEDIATION FACILITIES CONCRETE SLAB FOR SPRINKLER SYSTEM EQUP. FOUNDATION. DE	Drawing	1	CIVIL -1	VENDOR	Approval
2843	6007-CAL-AGE-87-52-9500	CALCULATION REPORT FOR BIOREMEDIATION FACILITIES FOUNDATION. CONCRETE SLAB FOR SPRINKLER SYSTEM EQUIPMENT. BETA PLA	Calculation	1	CIVIL -1	VENDOR	Approval
2844	6007-PLN-AGE-87-52-9500	MOJAVE SOLAR PROJECT BETA PLANT. BIOREMEDIATION FACILITIES CONCRETE SLAB FOR SPRINKLER SYSTEM EQUP. FOUNDATION. COV	Drawing	1	CIVIL -1	VENDOR	Approval
2845	6007-PLN-AGE-87-52-9510	MOJAVE SOLAR PROJECT BETA PLANT. BIOREMEDIATION FACILITIES CONCRETE SLAB FOR SPRINKLER SYSTEM EQUP. FOUNDATION. GEN	Drawing	1	CIVIL -1	VENDOR	Approval
2846	6007-PLN-AGE-87-52-9520	MOJAVE SOLAR PROJECT BETA PLANT. BIOREMEDIATION FACILITIES CONCRETE SLAB FOR SPRINKLER SYSTEM EQUP. FOUNDATION. DETA	Drawing	1	CIVIL -1	VENDOR	Approval
2847	Plan Check Reply_STRUCT-1-17.01 PC1	REVISION LETTER	Response Letter	NA	CIVIL -1	VENDOR	Approval
2848	6007-PLN-AGE-67-33-0002	UTILITIES. GROUNDING DETAILS.	Drawing	0	CIVIL -1	VENDOR	Approval
2849	6007-CAL-AGE-58-54-3400	CALCULATION REPORT FOR RACK 1 REVISION NON STRUCTURAL. ALPHA AND BETA Plant	Calculation	4	CIVIL -1	VENDOR	Approval
2850	6007-CAL-AGE-87-52-1500	CALCULATION REPORT FOR BIOREMEDIATION FACILITIES.Concrete slab for Sprinkler system equipment ALPHA PLANT	Calculation	2	CIVIL -1	VENDOR	Approval
2851	6007-PLN-AGE-87-52-1500	MOJAVE SOLAR PROJECT. ALPHA PLANT. BIOREMEDIATION FACILITIES.Concrete slab for Sprinkler system equip. COVER SHEET	Drawing	1	CIVIL -1	VENDOR	Approval
2852	6007-PLN-AGE-87-52-1510	MOJAVE SOLAR PROJECT.ALPHA PLANT. BIOREMEDIATION FACILITIES Concrete slab for Sprinkler system equip.GENERAL NOTES	Drawing	2	CIVIL -1	VENDOR	Approval
2853	6007-PLN-AGE-87-52-1520	MOJAVE SOLAR PROJECT ALPHA PLANT. BIOREMEDIATION FACILITIES Concrete slab for Sprinkler system equip. DETAILS	Drawing	2	CIVIL -1	VENDOR	Approval
2854	6007-CAL-AGE-87-52-9500	CALCULATION REPORT FOR BIOREMEDIATION FACILITIES.Concrete slab for Sprinkler system equipment Beta PLANT	Calculation	2	CIVIL -1	VENDOR	Approval
2855	6007-PLN-AGE-87-52-9500	MOJAVE SOLAR PROJECT BETA PLANT. BIOREMEDIATION FACILITIES Concrete slab for Sprinkler system equip. COVER SHEET	Drawing	1	CIVIL -1	VENDOR	Approval
2856	6007-PLN-AGE-87-52-9510	MOJAVE SOLAR PROJECT BETA PLANT. BIOREMEDIATION FACILITIES Concrete slab for Sprinkler system equip. GENERAL NOTES	Drawing	2	CIVIL -1	VENDOR	Approval
2857	6007-PLN-AGE-87-52-9520	MOJAVE SOLAR PROJECT BETA PLANT. BIOREMEDIATION FACILITIES Concrete slab for Sprinkler system equip. DETAILS	Drawing	2	CIVIL -1	VENDOR	Approval
2858	6007-PLN-AGE-67-33-0002	UTILITIES. GROUNDING DETAILS.	Drawing	0	CIVIL -1	VENDOR	Approval
2859	Calculation Data Sheet for IMFO Tank	POLY PROCESSING COMPANY. CALCULATION DATA SHEET FOR IMFO TANK.	Calculation	0	CIVIL -1	VENDOR	Approval
2860	Tank Drawing	6100 GALLON UPRIGHT TANK	Response Letter	G	CIVIL -1	VENDOR	Approval
2861	PPC_Catalog_Revised_Oct13	POLY PROCESSING CATALOG FOR CHEMICAL STORAGE TANK SYSTEM AND ACCESSORIES	Response Letter	n/a	CIVIL -1	VENDOR	Approval
2862	Plan Check Reply_STRUCT-1-17.01 PC2	CIVIL-1-17.01-Bioremediation Facility Slab-PC2	Response Letter	n/a	CIVIL -1	VENDOR	Approval
2863	6007-CAL-ATM-00-54-2000	Calculation report for Typical electrical tray support. Electrical building. Alpha and Beta Plants	Calculation	0	CIVIL -1	VENDOR	Approval
2864	6007-PLN-ATM-00-54-2000	MOJAVE SOLAR PROJECT. ELECTRICAL TRAYS SUPPORT. GENERAL NOTES	Drawing	0	CIVIL -1	VENDOR	Approval
2865	6007-PLN-ATM-00-54-2001	MOJAVE SOLAR PROJECT. ELECTRICAL TRAYS SUPPORT. PLANS ELEVATIONS AND DETAILS	Drawing	0	CIVIL -1	VENDOR	Approval
2866	6007-PLN-AGE-00-50-S001-R03	General Civil and Structural notes	Drawing	3	CIVIL -1	VENDOR	Approval
2867	6007-CAL-AGE-57-52-2201	Calculation Report for HTF Pipe Supports foundations North East Alpha Plant (Annex)	Calculation	2	CIVIL -1	VENDOR	Approval
2868	6007-PLN-AGE-57-52-2208	Mojave Solar Project. Alpha Plant NE Solar Field. HTF Pipe Supports Foundations Sections and Details III	Drawing	4	CIVIL -1	VENDOR	Approval
2869	6007-PLN-ATP-28-34-6001	Relocation of 12.5 Kv Line	Drawing	0	CIVIL -1	VENDOR	Approval
2870	6007-PLN-ATP-28-34-6002	Relocation of 12.5 Kv Line	Drawing	0	CIVIL -1	VENDOR	Approval
2871	6007-PLN-ATP-28-34-6003	Relocation of 12.5 Kv Line	Drawing	0	CIVIL -1	VENDOR	Approval
2872	6007-CAL-AGE-21-52-2160	Calculation Report for Utilities Steam Generator Supports Foundation Columns II Alpha Plant	Calculation	1	CIVIL -1	VENDOR	Approval
2873	6007-CAL-AGE-21-52-6160	Calculation Report for Utilities Steam Generator Supports Foundation Columns II Beta Plant	Calculation	1	CIVIL -1	VENDOR	Approval
2874	6007-PLN-AGE-21-52-2150	Mojave Solar Project. Field Alpha Steam Generator Supports Foundation Columns II. Cover Sheet	Drawing	0	CIVIL -1	VENDOR	Approval
2875	6007-PLN-AGE-21-52-2151	Mojave Solar Project. Field Alpha Steam Generator Supports Foundation Columns II. General Notes	Drawing	0	CIVIL -1	VENDOR	Approval
2876	6007-PLN-AGE-21-52-2160	Mojave Solar Project. Alpha Plant Steam Generators evaporators Foundation II Columns Details	Drawing	1	CIVIL -1	VENDOR	Approval
2877	6007-PLN-AGE-21-52-6150	Mojave Solar Project. Field Beta Steam Generator Supports Foundation Columns II. Cover Sheet	Drawing	0	CIVIL -1	VENDOR	Approval
2878	6007-PLN-AGE-21-52-6151	Mojave Solar Project. Field Beta Steam Generator Supports Foundation Columns II. General Notes	Drawing	0	CIVIL -1	VENDOR	Approval
2879	6007-PLN-AGE-21-52-6160	Mojave Solar Project. Beta Plant Steam Generators evaporators Foundation II Columns Details	Drawing	1	CIVIL -1	VENDOR	Approval
2880	Plan Check Reply_STRUCT-1-59.00 PC1	STRUC-1-59.00-A&B Steam Generator Supports Foundation Columns-PC1	Response Letter	NA	CIVIL -1	VENDOR	Approval
2881	6007-CAL-AGE-40-52-4990	CALCULATION REPORT FOR HYDROPNEUMATIC TANK FOUNDATION. ALPHA PLANT	Calculation	0	CIVIL -1	VENDOR	Approval
2882	6007-PLN-AGE-40-52-4990	MOJAVE SOLAR PROJECT FIELD ALPHA HYDROPNEUMATIC TANK FOUNDATION. COVER SHEET	Drawing	0	CIVIL -1	VENDOR	Approval
2883	6007-PLN-AGE-40-52-4991	MOJAVE SOLAR PROJECT ALPHA PLANT HYDROPNEUMATIC TANK FOUNDATION. GENERAL NOTES	Drawing	0	CIVIL -1	VENDOR	Approval
2884	6007-PLN-AGE-40-52-4992	MOJAVE SOLAR PROJECT ALPHA PLANT HYDROPNEUMATIC TANK FOUNDATION. DETAILS	Drawing	0	CIVIL -1	VENDOR	Approval
2885	6007-CAL-AGE-40-52-6990	CALCULATION REPORT FOR HYDROPNEUMATIC TANK FOUNDATION. BETA PLANT	Calculation	0	CIVIL -1	VENDOR	Approval
2886	6007-PLN-AGE-40-52-6990	MOJAVE SOLAR PROJECT FIELD BETA PLANT HYDROPNEUMATIC TANK FOUNDATION. COVER SHEET	Drawing	0	CIVIL -1	VENDOR	Approval
2887	6007-PLN-AGE-40-52-6991	MOJAVE SOLAR PROJECT BETA PLANT HYDROPNEUMATIC TANK FOUNDATION. GENERAL NOTES	Drawing	0	CIVIL -1	VENDOR	Approval
2888	6007-PLN-AGE-40-52-6992	MOJAVE SOLAR PROJECT BETA PLANT HYDROPNEUMATIC TANK FOUNDATION. DETAILS	Drawing	0	CIVIL -1	VENDOR	Approval
2889	6007-CAL-AGE-21-52-2260	Calculations Report for Ultilites Steam Generator Supports Foundation Pedestals Alpha Plant	Calculation	0	CIVIL -1	VENDOR	Approval
2890	6007-CAL-AGE-21-52-6260	Calculations Report for Ultilites Steam Generator Supports Foundation Pedestals Beta Plant	Calculation	0	CIVIL -1	VENDOR	Approval
2891	6007-PLN-AGE-21-52-2250	Mojave Solar Project. Field Alpha Steam Generator Supports III Foundation Pedestals. Cover sheet	Drawing	0	CIVIL -1	VENDOR	Approval
2892	6007-PLN-AGE-21-52-2251	Mojave Solar Project. Field Alpha Steam Generator Supports III Foundation Pedestals. General Notes	Drawing	0	CIVIL -1	VENDOR	Approval
2893	6007-PLN-AGE-21-52-2260	Mojave Solar Project. Alpha Plant Steam Generator Supports III Foundation Pedestals. Details	Drawing	0	CIVIL -1	VENDOR	Approval
2894	6007-PLN-AGE-21-52-6250	Mojave Solar Project. Field Beta Steam Generator Supports III Foundation Pedestals. Cover sheet	Drawing	0	CIVIL -1	VENDOR	Approval
2895	6007-PLN-AGE-21-52-6251	Mojave Solar Project. Field Beta Steam Generator Supports III Foundation Pedestals. General Notes	Drawing	0	CIVIL -1	VENDOR	Approval
2896	6007-PLN-AGE-21-52-6260	Mojave Solar Project. Beta Plant Steam Generator Supports III Foundation Pedestals. Details	Drawing	0	CIVIL -1	VENDOR	Approval
2897	6007-PLN-AGE-00-50-S001	General civil and structural notes	Drawing	3	CIVIL -1	VENDOR	Approval
2898	6007-PLN-AGE-16-52-4041	Mojave Solar Project. Alpha Plant Compressed Air System Building & Tanks Anchor Bolts Location Plans	Drawing	0	CIVIL -1	VENDOR	Approval
2899	6007-PLN-AGE-16-52-8041	Mojave Solar Project. Beta Plant Compressed Air System Building & Tanks Anchor Bolts Location Plans	Drawing	0	CIVIL -1	VENDOR	Approval
2900	Compressed_Air-Anchor_Bolts_Part1	Seismic Calculation Worksheet	Response Letter	NA	CIVIL -1	VENDOR	Approval
2901	Compressed_Air-Anchor_Bolts_Part2	Seismic Calculation Worksheet	Response Letter	NA	CIVIL -1	VENDOR	Approval
2902	Compressed_Air-Anchor_Bolts_Part3	Seismic Calculation Worksheet	Response Letter	NA	CIVIL -1	VENDOR	Approval
2903	Compressed_Air-Anchor_Bolts_Part4	Seismic Calculation Worksheet	Response Letter	NA	CIVIL -1	VENDOR	Approval
2904	Compressed_Air-Anchor_Bolts_Part5	Seismic Calculation Worksheet	Response Letter	NA	CIVIL -1	VENDOR	Approval
2905	6007-PLN-AGE-16-52-4041	Mojave Solar Project. Alpha Plant Compressed Air Systems Buildings & Tanks Anchor Bolts Location Plans	Drawing	0	CIVIL -1	VENDOR	Approval
2906	6007-PLN-AGE-16-52-8041	Mojave Solar Project. Beta Plant Compressed Air Systems Buildings & Tanks Anchor Bolts Location Plans	Drawing		CIVIL -1	VENDOR	Approval
2907	6007-PLN-JHF-16-62-0001	Plan Foundation Aircooled, Low Ambient	Drawing	A	CIVIL -1	VENDOR	Approval
2908	6007-PLN-JHF-16-62-0002	General Arrangement Dryer	Drawing	0	CIVIL -1	VENDOR	Approval
2909	6007-PLN-JHF-16-62-0003	General Arrangement Air Receiver 1550 Gallon	Drawing	0	CIVIL -1	VENDOR	Approval
2910	6007-PLN-JHF-16-62-0004	General Arrangement Air Receiver 2560 Gallon	Drawing	0	CIVIL -1	VENDOR	Approval
2911	Plan Check Reply - STRUC 1-16_02	Revision Letter	Response Letter	NA	CIVIL -1	VENDOR	Approval
2912	6007-PLN-ATM-18-00-4000	MOJAVE SOLAR PROJECT FIELD ALPHA ADMINISTRATION BUILDING TEMPORAL PERMIT. URBANIZATION. COVER SHEET	Drawing	0	CIVIL -1	VENDOR	Approval
2913	6007-PLN-ATM-18-00-4001	MOJAVE SOLAR PROJECT FIELD ALPHA ADMINISTRATION BUILDING TEMPORAL PERMIT. URBANIZATION. GENERAL NOTES	Drawing	0	CIVIL -1	VENDOR	Approval
2914	6007-PLN-ATM-18-00-4002	MOJAVE SOLAR PROJECT ALPHA PLANT ADMINISTRATION BUILDING TEMPORAL PERMIT. URBANIZATION. PLAN AND DETAILS	Drawing	0	CIVIL -1	VENDOR	Approval
2915	6007-PLN-ATM-18-00-8000	MOJAVE SOLAR PROJECT FIELD BETA ADMINISTRATION BUILDING TEMPORAL PERMIT. URBANIZATION. COVER SHEET	Drawing	0	CIVIL -1	VENDOR	Approval
2916	6007-PLN-ATM-18-00-8001	MOJAVE SOLAR PROJECT FIELD BETA ADMINISTRATION BUILDING TEMPORAL PERMIT. URBANIZATION. GENERAL NOTES	Drawing	0	CIVIL -1	VENDOR	Approval
2917	6007-PLN-ATM-18-00-8002	MOJAVE SOLAR PROJECT BETA PLANT ADMINISTRATION BUILDING TEMPORAL PERMIT. URBANIZATION. PLAN AND DETAILS	Drawing	0	CIVIL -1	VENDOR	Approval
2918	6007-CAL-AGE-67-54-3501	CALCULATION REPORT FOR RACK 3 NON-STRUCTURAL COMPONENT	Calculation	0	CIVIL -1	VENDOR	Approval
2919	6007-PLN-AGE-67-54-3502	MOJAVE GENERATING STATION ALPHA PLANT MODULAR UTILITIES PIPERACK STEEL STRUCTURE. PLAN VIEW	Drawing	2	CIVIL -1	VENDOR	Approval
2920	6007-PLN-AGE-67-54-3503	MOJAVE GENERATING STATION ALPHA PLANT MODULAR UTILITIES PIPERACK STEEL STRUCTURE. ELEVATIONS	Drawing	3	CIVIL -1	VENDOR	Approval
2921	6007-PLN-AGE-67-54-3504	MOJAVE GENERATING STATION ALPHA PLANT MODULAR UTILITIES PIPERACK STEEL STRUCTURE. DETAILS AND BASE PLATES	Drawing	3	CIVIL -1	VENDOR	Approval

ABENER TEYMA
MOJAVE

Compliance No.:		GEN-2					
Job :		Mojave Solar Project					
Date: 7/8/14		Description: Civil Master Drawing List					
Line No.	Sheet No.	Description	Type of Document	Revision Number	Applicable Condition of Certification	Vendor Supplied or EOR	Reason for Submittal
2922	6007-PLN-AGE-67-54-3505	MOJAVE GENERATING STATION ALPHA PLANT MODULAR UTILITIES PIPERACK STEEL STRUCTURE. DETAILS (CABLE TRAYS)	Drawing	3	CIVIL -1	VENDOR	Approval
2923	6007-PLN-AGE-67-54-3506	MOJAVE GENERATING STATION ALPHA PLANT MODULAR UTILITIES PIPERACK STEEL STRUCTURE. DETAILS (CABLE TRAYS)	Drawing	0	CIVIL -1	VENDOR	Approval
2924	6007-PLN-AGE-67-54-3507	MOJAVE GENERATING STATION ALPHA PLANT MODULAR UTILITIES PIPERACK STEEL STRUCTURE. DETAILS (CABLE TRAYS)	Drawing	0	CIVIL -1	VENDOR	Approval
2925	6007-PLN-AGE-67-54-7502	MOJAVE GENERATING STATION BETA PLANT MODULAR UTILITIES PIPERACK STEEL STRUCTURE. PLAN VIEW	Drawing	2	CIVIL -1	VENDOR	Approval
2926	6007-PLN-AGE-67-54-7503	MOJAVE GENERATING STATION BETA PLANT MODULAR UTILITIES PIPERACK STEEL STRUCTURE. ELEVATIONS	Drawing	3	CIVIL -1	VENDOR	Approval
2927	6007-PLN-AGE-67-54-7504	MOJAVE GENERATING STATION BETA PLANT MODULAR UTILITIES PIPERACK STEEL STRUCTURE. DETAILS AND BASE PLATES	Drawing	2	CIVIL -1	VENDOR	Approval
2928	6007-PLN-AGE-67-54-7505	MOJAVE GENERATING STATION BETA PLANT MODULAR UTILITIES PIPERACK STEEL STRUCTURE. DETAILS (CABLE TRAYS)	Drawing	3	CIVIL -1	VENDOR	Approval
2929	6007-PLN-AGE-67-54-7506	MOJAVE GENERATING STATION BETA PLANT MODULAR UTILITIES PIPERACK STEEL STRUCTURE. DETAILS (CABLE TRAYS)	Drawing	0	CIVIL -1	VENDOR	Approval
2930	6007-PLN-AGE-67-54-7507	MOJAVE GENERATING STATION BETA PLANT MODULAR UTILITIES PIPERACK STEEL STRUCTURE. DETAILS (CABLE TRAYS)	Drawing	0	CIVIL -1	VENDOR	Approval
2931	Revision letter_STRUC-1-6.00X1	Revision letter	Response Letter	NA	CIVIL -1	VENDOR	Approval
2932	6007-CAL-CTS-23-52-2400	MOJAVE SOLAR PROJECT. ALPHA SITE. AT7 TRANSFORMER AND ANCHOR DESIGN	Calculation	1	CIVIL -1	VENDOR	Approval
2933	6007-CAL-CTS-23-52-2401	RESPONSE LETTER ALPHA	Calculation	na	CIVIL -1	VENDOR	Approval
2934	6007-CAL-CTS-23-52-7400	MOJAVE SOLAR PROJECT. BETA SITE. AT7 TRANSFORMER AND ANCHOR DESIGN	Calculation	0	CIVIL -1	VENDOR	Approval
2935	6007-CAL-CTS-23-52-7401	RESPONSE LETTER BETA	Calculation	na	CIVIL -1	VENDOR	Approval
2936	6007-PLN-ATM-23-52-3400	MOJAVE SOLAR PROJECT. ALPHA PLANT LOCATION PLAN AT7 TRANSFORMER FOUNDATION	Drawing	0	CIVIL -1	VENDOR	Approval
2937	6007-PLN-ATM-23-52-7400	MOJAVE SOLAR PROJECT. BETA PLANT LOCATION PLAN AT7 TRANSFORMER FOUNDATION	Drawing	0	CIVIL -1	VENDOR	Approval
2938	6007-PLN-CTS-23-52-2400	FIELD ALPHA. AT7 TRANSFORMER FOUNDATION. GENERAL STRUCTURAL NOTES	Drawing	0	CIVIL -1	VENDOR	Approval
2939	6007-PLN-CTS-23-52-2401	FIELD ALPHA. AT7 TRANSFORMER FOUNDATION. FOUNDATION PLAN	Drawing	1	CIVIL -1	VENDOR	Approval
2940	6007-PLN-CTS-23-52-7400	FIELD BETA. AT7 TRANSFORMER FOUNDATION. GENERAL STRUCTURAL NOTES	Drawing	0	CIVIL -1	VENDOR	Approval
2941	6007-PLN-CTS-23-52-7401	FIELD BETA. AT7 TRANSFORMER FOUNDATION. FOUNDATION PLAN	Drawing	1	CIVIL -1	VENDOR	Approval
2942	6007-PLN-ATM-52-52-L010	EDGE METEOROLOGICAL STATION LOCATION AND ELEVATION PLAN	Drawing	0	CIVIL -1	VENDOR	Approval
2943	6007-PLN-JCE-52-52-0001	GENERAL NOTES	Drawing	NA	CIVIL -1	VENDOR	Approval
2944	6007-PLN-JCE-52-52-0002	PLANS ELEVATIONS SECTIONS AND DETAILS	Drawing	NA	CIVIL -1	VENDOR	Approval
2945	Plan Check Correction 03 Responses 12-05-13	REVISION LETTER	Response Letter	NA	CIVIL -1	VENDOR	Approval
2946	6007-CAL-AGE-67-52-1000	CALCULATION REPORT FOR UTILITIES. MP-303 FOUNDATION. ALPHA PLANT.	Calculation	0	CIVIL -1	VENDOR	Approval
2947	6007-CAL-AGE-67-52-5000	CALCULATION REPORT FOR UTILITIES. MP-303 FOUNDATION. BETA PLANT.	Calculation	0	CIVIL -1	VENDOR	Approval
2948	6007-PLN-AGE-67-52-1000	MOJAVE SOLAR PROJECT FIELD ALPHA MP-303 PUMPS FOUNDATION. COVER SHEETS	Drawing	0	CIVIL -1	VENDOR	Approval
2949	6007-PLN-AGE-67-52-1001	MOJAVE SOLAR PROJECT FIELD ALPHA MP-303 PUMPS FOUNDATION. GENERAL NOTES	Drawing	0	CIVIL -1	VENDOR	Approval
2950	6007-PLN-AGE-67-52-1002	MOJAVE SOLAR PROJECT FIELD ALPHA MP-303 PUMPS FOUNDATION. DETAILS	Drawing	0	CIVIL -1	VENDOR	Approval
2951	6007-PLN-AGE-67-52-5000	MOJAVE SOLAR PROJECT FIELD BETA MP-303 PUMPS FOUNDATION. COVER SHEETS	Drawing	0	CIVIL -1	VENDOR	Approval
2952	6007-PLN-AGE-67-52-5001	MOJAVE SOLAR PROJECT FIELD BETA MP-303 PUMPS FOUNDATION. GENERAL NOTES	Drawing	0	CIVIL -1	VENDOR	Approval
2953	6007-PLN-AGE-67-52-5002	MOJAVE SOLAR PROJECT FIELD BETA MP-303 PUMPS FOUNDATION. DETAILS	Drawing	0	CIVIL -1	VENDOR	Approval
2954	6007-PLN-AGE-00-50-5001	GENERAL CIVIL AND STRUCTURAL NOTES	Drawing	3	CIVIL -1	VENDOR	Approval
2955	6007-CAL-AGE-40-52-4990	CALCULATION REPORT FOR HYDROPNEUMATIC TANK FOUNDATION. ALPHA PLANT	Calculation	0	CIVIL -1	VENDOR	Approval
2956	6007-PLN-AGE-40-52-4990	MOJAVE SOLAR PROJECT FIELD ALPHA HYDROPNEUMATIC TANK FOUNDATION. COVER SHEETS	Drawing	0	CIVIL -1	VENDOR	Approval
2957	6007-PLN-AGE-40-52-4991	MOJAVE SOLAR PROJECT ALPHA PLANT HYDROPNEUMATIC TANK FOUNDATION. GENERAL NOTES	Drawing	1	CIVIL -1	VENDOR	Approval
2958	6007-PLN-AGE-40-52-4992	MOJAVE SOLAR PROJECT ALPHA PLANT HYDROPNEUMATIC TANK FOUNDATION. DETAILS	Drawing	1	CIVIL -1	VENDOR	Approval
2959	6007-CAL-AGE-40-52-6990	CALCULATION REPORT FOR HYDROPNEUMATIC TANK FOUNDATION. BETA PLANT	Calculation	0	CIVIL -1	VENDOR	Approval
2960	6007-PLN-AGE-40-52-6990	MOJAVE SOLAR PROJECT BETA PLANT HYDROPNEUMATIC TANK FOUNDATION. COVER SHEETS	Drawing	0	CIVIL -1	VENDOR	Approval
2961	6007-PLN-AGE-40-52-6991	MOJAVE SOLAR PROJECT BETA PLANT HYDROPNEUMATIC TANK FOUNDATION. GENERAL NOTES	Drawing	1	CIVIL -1	VENDOR	Approval
2962	6007-PLN-AGE-40-52-6992	MOJAVE SOLAR PROJECT BETA PLANT HYDROPNEUMATIC TANK FOUNDATION. DETAILS	Drawing	1	CIVIL -1	VENDOR	Approval
2963	Anchor design	Anchor design	Response Letter	NA	CIVIL -1	VENDOR	Approval
2964	Cover letter_STRUC-1-64.00-PC1	Revision Letter	Response Letter	NA	CIVIL -1	VENDOR	Approval
2965	6007-PLN-AGE-00-50-5001	GENERAL CIVIL AND STRUCTURAL NOTES	Drawing	3	CIVIL -1	VENDOR	Approval
2966	6007-CAL-CTS-23-52-2500	MOJAVE SOLAR PROJECT ALPHA SITE MEDIUM VOLTAGE BUSDUCT SUPPORT FRAMING	Calculation	1	CIVIL -1	VENDOR	Approval
2967	6007-PLN-CTS-26-52-2500	FIELD ALPHA MEDIUM VOLTAGE BUSDUCT GENERAL STRUCTURAL NOTES	Drawing	0	CIVIL -1	VENDOR	Approval
2968	6007-PLN-CTS-26-52-2501	FIELD ALPHA MEDIUM VOLTAGE BUSDUCT FOUNDATION AND FRAMING PLANS	Drawing	1	CIVIL -1	VENDOR	Approval
2969	6007-PLN-CTS-26-52-2502	FIELD ALPHA MEDIUM VOLTAGE BUSDUCT ELEVATIONS	Drawing	1	CIVIL -1	VENDOR	Approval
2970	6007-PLN-CTS-26-52-2503	FIELD ALPHA MEDIUM VOLTAGE BUSDUCT TYPICAL DETAILS	Drawing	0	CIVIL -1	VENDOR	Approval
2971	6007-PLN-CTS-26-52-2504	FIELD ALPHA MEDIUM VOLTAGE BUSDUCT FOUNDATION DETAILS	Drawing	1	CIVIL -1	VENDOR	Approval
2972	6007-PLN-CTS-26-52-2505	FIELD ALPHA MEDIUM VOLTAGE BUSDUCT FRAMING DETAILS	Drawing	1	CIVIL -1	VENDOR	Approval
2973	6007-CAL-CTS-23-52-7500	MOJAVE SOLAR PROJECT BETA SITE MEDIUM VOLTAGE BUSDCUT SUPPORT FRAMING	Calculation	1	CIVIL -1	VENDOR	Approval
2974	6007-PLN-CTS-23-52-7500	FIELD BETA MEDIUM VOLTAGE BUSDUCT GENERAL STRUCTURAL NOTES	Drawing	0	CIVIL -1	VENDOR	Approval
2975	6007-PLN-CTS-26-52-7501	FIELD BETA MEDIUM VOLTAGE BUSDUCT FOUNDATION AND FRAMING PLANS	Drawing	1	CIVIL -1	VENDOR	Approval
2976	6007-PLN-CTS-26-52-7502	FIELD BETA MEDIUM VOLTAGE BUSDUCT ELEVATIONS	Drawing	1	CIVIL -1	VENDOR	Approval
2977	6007-PLN-CTS-26-52-7503	FIELD BETA MEDIUM VOLTAGE BUSDUCT TYPICAL DETAILS	Drawing	0	CIVIL -1	VENDOR	Approval
2978	6007-PLN-CTS-26-52-7504	FIELD BETA MEDIUM VOLTAGE BUSDUCT FOUNDATION DETAILS	Drawing	1	CIVIL -1	VENDOR	Approval
2979	6007-PLN-CTS-26-52-7505	FIELD BETA MEDIUM VOLTAGE BUSDUCT FRAMING DETAILS	Drawing	1	CIVIL -1	VENDOR	Approval
2980	6007-PLN-AGE-29-50-6210	MOJAVE SOLAR PROJECT RAW WATER LINE #2. BETA PLANT. COVER SHEET	Drawing	0	CIVIL -1	VENDOR	Approval
2981	6007-PLN-AGE-29-50-6211	MOJAVE SOLAR PROJECT RAW WATER LINE #2. BETA PLANT. GENERAL NOTES	Drawing	0	CIVIL -1	VENDOR	Approval
2982	6007-PLN-AGE-29-50-6212	MOJAVE SOLAR PROJECT RAW WATER LINE #2. BETA PLANT. PLAN 1	Drawing	0	CIVIL -1	VENDOR	Approval
2983	6007-PLN-AGE-29-50-6213	MOJAVE SOLAR PROJECT RAW WATER LINE #2. BETA PLANT. PLAN 2	Drawing	0	CIVIL -1	VENDOR	Approval
2984	6007-PLN-AGE-29-50-6214	MOJAVE SOLAR PROJECT RAW WATER LINE #2. BETA PLANT. PLAN 3	Drawing	0	CIVIL -1	VENDOR	Approval
2985	6007-PLN-AGE-29-50-6215	MOJAVE SOLAR PROJECT RAW WATER LINE #2. BETA PLANT. CROSS SECTIONS AND DETAILS	Drawing	0	CIVIL -1	VENDOR	Approval
2986	6007-CAL-AGE-40-52-2000_R00	Calculation report for MP-457 Pump foundation Alpha Plant	Calculation	0	CIVIL -1	VENDOR	Approval
2987	6007-CAL-AGE-40-52-6000_R00	Calculation report for MP-457 Pump foundation Beta Plant	Calculation	0	CIVIL -1	VENDOR	Approval
2988	6007-PLN-AGE-40-52-2000-R00	Mojave Solar Project. Field Alpha Skid 15-A WTP Foundation Cover Sheet	Drawing	0	CIVIL -1	VENDOR	Approval
2989	6007-PLN-AGE-40-52-2001-R00	Mojave Solar Project. Field Alpha Skid 15-A WTP Foundation General Notes	Drawing	0	CIVIL -1	VENDOR	Approval
2990	6007-PLN-AGE-40-52-2002-R00	Mojave Solar Project. Field Alpha Skid 15-A WTP Foundation Details	Drawing	0	CIVIL -1	VENDOR	Approval
2991	6007-PLN-AGE-40-52-6000-R00	Mojave Solar Project. Field Beta Skid 15-A WTP Foundation Cover Sheet	Drawing	0	CIVIL -1	VENDOR	Approval
2992	6007-PLN-AGE-40-52-6001-R00	Mojave Solar Project. Field Beta Skid 15-A WTP Foundation General Notes	Drawing	0	CIVIL -1	VENDOR	Approval
2993	6007-PLN-AGE-40-52-6002-R00	Mojave Solar Project. Field Beta Skid 15-A WTP Foundation Details	Drawing	0	CIVIL -1	VENDOR	Approval
2994	6007-CAL-AGE-21-52-2260	Calculation Report for Utilities Steam Generator Supports foundation Pedestals III Alpha Plant	Calculation	1	CIVIL -1	VENDOR	Approval
2995	6007-CAL-AGE-21-52-6260	Calculation Report for Utilities Steam Generator Supports foundation Pedestals III Beta Plant	Calculation	1	CIVIL -1	VENDOR	Approval
2996	6007-PLN-AGE-21-52-2250	Mojave Solar Project. Field Alpha Steam Generator supoprts III foundation pedestals. Cover Sheet	Drawing	0	CIVIL -1	VENDOR	Approval
2997	6007-PLN-AGE-21-52-2251	Mojave Solar Project. Field Alpha Steam Generator supoprts III foundation pedestals. General Notes	Drawing	0	CIVIL -1	VENDOR	Approval
2998	6007-PLN-AGE-21-52-2260	Mojave Solar Project. Field Alpha Steam Generator supoprts III foundation pedestals. Details	Drawing	1	CIVIL -1	VENDOR	Approval
2999	6007-PLN-AGE-21-52-6250	Mojave Solar Project. Field Beta Steam Generator supoprts III foundation pedestals. Cover Sheet	Drawing	0	CIVIL -1	VENDOR	Approval
3000	6007-PLN-AGE-21-52-6251	Mojave Solar Project. Field Beta Steam Generator supoprts III foundation pedestals. General Notes	Drawing	0	CIVIL -1	VENDOR	Approval
3001	6007-PLN-AGE-21-52-6260	Mojave Solar Project. Field Beta Steam Generator supoprts III foundation pedestals. Details	Drawing	1	CIVIL -1	VENDOR	Approval
3002	Plan Check Reply_STRUCT-1-65.00 PC1	Response to BV	Response Letter	n/a	CIVIL -1	VENDOR	Approval
3003	6007-PLN-AGE-00-50-5001	General Civil and Structural Notes	Drawing	3	CIVIL -1	VENDOR	Approval
3004	6007-CAL-AGE-67-54-3501_rev0	Calculation report for Rack 3 Non-Structural Component	Calculation	0	CIVIL -1	VENDOR	Approval
3005	6007-PLN-AGE-67-54-3502_R03	Mojave Generating Station. Alpha Plant. Modular utilities piperack steel structure Plan View	Drawing	3	CIVIL -1	VENDOR	Approval
3006	6007-PLN-AGE-67-54-3503_R04	Mojave Generating Station. Alpha Plant. Modular utilities piperack steel structure Elevations	Drawing	4	CIVIL -1	VENDOR	Approval
3007	6007-PLN-AGE-67-54-3504_R04	Mojave Generating Station. Alpha Plant. Modular utilities piperack steel structure Details and base plates	Drawing	4	CIVIL -1	VENDOR	Approval
3008	6007-PLN-AGE-67-54-3505_R03	Mojave Generating Station. Alpha Plant. Modular utilities piperack steel structure Details (Cable Trays)	Drawing	3	CIVIL -1	VENDOR	Approval
3009	6007-PLN-AGE-67-54-3506_R00	Mojave Generating Station. Alpha Plant. Modular utilities piperack steel structure Details (Cable Trays)	Drawing	0	CIVIL -1	VENDOR	Approval
3010	6007-PLN-AGE-67-54-3507_R00	Mojave Generating Station. Alpha Plant. Modular utilities piperack steel structure Details (Cable Trays)	Drawing	0	CIVIL -1	VENDOR	Approval
3011	6007-PLN-AGE-67-54-7502_R03	Mojave Generating Station. Beta Plant. Modular utilities piperack steel structure Plan View	Drawing	3	CIVIL -1	VENDOR	Approval
3012	6007-PLN-AGE-67-54-7503_R04	Mojave Generating Station. Beta Plant. Modular utilities piperack steel structure Elevations	Drawing	4	CIVIL -1	VENDOR	Approval
3013	6007-PLN-AGE-67-54-7504_R03	Mojave Generating Station. Beta Plant. Modular utilities piperack steel structure Details and base plates	Drawing	3	CIVIL -1	VENDOR	Approval
3014	6007-PLN-AGE-67-54-7505_R03	Mojave Generating Station. Beta Plant. Modular utilities piperack steel structure Details (Cable Trays)	Drawing	3	CIVIL -1	VENDOR	Approval
3015	6007-PLN-AGE-67-54-7506_R00	Mojave Generating Station. Beta Plant. Modular utilities piperack steel structure Details (Cable Trays)	Drawing	0	CIVIL -1	VENDOR	Approval
3016	6007-PLN-AGE-67-54-7507_R00	Mojave Generating Station. Beta Plant. Modular utilities piperack steel structure Details (Cable Trays)	Drawing	0	CIVIL -1	VENDOR	Approval
3017	Cover letter_STRUC-1-6.00X1-PC1	Responses	Response Letter	n/a	CIVIL -1	VENDOR	Approval
3018	6007-CAL-CTS-26-52-2600	MOJAVE SOLAR PROJECT ALPHA SITE LOW VOLTAGE Busduct SUPPORT FRAMING	Calculation	0	CIVIL -1	VENDOR	Approval
3019	6007-PLN-CTS-26-52-2600	FIELD ALPHA LOW VOLTAGE BUSDUCT SUPPORT GENERAL STRUCTURAL NOTES	Drawing	1	CIVIL -1	VENDOR	Approval
3020	6007-PLN-CTS-26-52-2601	FIELD ALPHA LOW VOLTAGE BUSDUCT PLANS	Drawing	1	CIVIL -1	VENDOR	Approval
3021	6007-PLN-CTS-26-52-2602	FIELD ALPHA LOW VOLTAGE BUSDUCT PLANS	Drawing	1	CIVIL -1	VENDOR	Approval
3022	6007-PLN-CTS-26-52-2603	FIELD ALPHA LOW VOLTAGE BUSDUCT PLANS	Drawing	1	CIVIL -1	VENDOR	Approval
3023	6007-PLN-CTS-26-52-2604	FIELD ALPHA LOW VOLTAGE BUSDUCT TYPICAL DETAILS	Drawing	1	CIVIL -1	VENDOR	Approval
3024	6007-PLN-CTS-26-52-2605	FIELD ALPHA LOW VOLTAGE BUSDUCT FRAMING DETAILS	Drawing	1	CIVIL -1	VENDOR	Approval
3025	6007-CAL-CTS-2652-7600	MOJAVE SOLAR PROJECT BETA SITE LOW VOLTAGE Busduct SUPPORT FRAMING	Calculation	0	CIVIL -1	VENDOR	Approval
3026	6007-PLN-CTS-26-52-7600	FIELD BETA LOW VOLTAGE BUSDUCT SUPPORT GENERAL STRUCTURAL NOTES	Drawing	1	CIVIL -1	VENDOR	Approval
3027	6007-PLN-CTS-26-52-7601	FIELD BETA LOW VOLTAGE BUSDUCT PLANS	Drawing	1	CIVIL -1	VENDOR	Approval
3028	6007-PLN-CTS-26-52-7602	FIELD BETA LOW VOLTAGE BUSDUCT PLANS	Drawing	1	CIVIL -1	VENDOR	Approval
3029	6007-PLN-CTS-26-52-7603	FIELD BETA LOW VOLTAGE BUSDUCT PLANS	Drawing	1	CIVIL -1	VENDOR	Approval
3030	6007-PLN-CTS-26-52-7604	FIELD BETA LOW VOLTAGE BUSDUCT TYPICAL DETAILS	Drawing	1	CIVIL -1	VENDOR	Approval
3031	6007-PLN-CTS-26-52-7605	FIELD BETA LOW VOLTAGE BUSDUCT FRAMING DETAILS	Drawing	1	CIVIL -1	VENDOR	Approval
3032	6007-CAL-AGE-25-52-3000	CALCULATION REPORT FOR HYDROGEN SYSTEM FOUNDATION. ALPHA PLANT	Calculation	0	CIVIL -1	VENDOR	Approval
3033	6007-PLN-AGE-25-52-3000	MOJAVE SOLAR PROJECT FIELD ALPHA HYDROGEN SYSTEM FOUNDATION. COVER SHEETS	Drawing	0	CIVIL -1	VENDOR	Approval
3034	6007-PLN-AGE-25-52-3001	MOJAVE SOLAR PROJECT FIELD ALPHA HYDROGEN SYSTEM FOUNDATION. GENERAL NOTES	Drawing	0	CIVIL -1	VENDOR	Approval
3035	6007-PLN-AGE-25-52-3002	MOJAVE SOLAR PROJECT ALPHA PLANT HYDROGEN SYSTEM FOUNDATION. DETAILS	Drawing	1	CIVIL -1	VENDOR	Approval
3036	6007-CAL-AGE-25-52-7000	CALCULATION REPORT FOR HYDROGEN SYSTEM FOUNDATION. BETA PLANT	Calculation	0	CIVIL -1	VENDOR	Approval
3037	6007-PLN-AGE-25-52-7000	MOJAVE SOLAR PROJECT FIELD BETA HYDROGEN SYSTEM FOUNDATION. COVER SHEETS	Drawing	1	CIVIL -1	VENDOR	Approval
3038	6007-PLN-AGE-25-52-7001	MOJAVE SOLAR PROJECT FIELD BETA HYDROGEN SYSTEM FOUNDATION. GENERAL NOTES	Drawing	1	CIVIL -1	VENDOR	Approval
3039	6007-PLN-AGE-25-52-7002	MOJAVE SOLAR PROJECT BETA PLANT HYDROGEN SYSTEM FOUNDATION. DETAILS	Drawing	1	CIVIL -1	VENDOR	Approval
3040	6007-CAL-AGE-25-54-3000	CALCULATION REPORT FOR HYDROGEN SYSTEM STRUCTURE. ALPHA PLANT	Calculation	0	CIVIL -1	VENDOR	Approval
3041	6007-PLN-AGE-25-54-3000	MOJAVE SOLAR PROJECT ALPHA PLANT HYDROGEN SYSTEM STRUCTURE. COVER SHEET	Drawing	0	CIVIL -1	VENDOR	Approval
3042	6007-PLN-AGE-25-54-3001	MOJAVE SOLAR PROJECT FIELD ALPHA HYDROGEN SYSTEM STRUCTURE. GENERAL NOTES	Drawing	0	CIVIL -1	VENDOR	Approval
3043	6007-PLN-AGE-25-54-3002	MOJAVE SOLAR PROJECT ALPHA FIELD HYDROGEN SYSTEM STRUCTURE. DETAILS	Drawing	0	CIVIL -1	VENDOR	Approval
3044	6007-CAL-AGE-25-54-7000	CALCULATION REPORT FOR HYDROGEN SYSTEM STRUCTURE. BETA PLANT	Calculation	0	CIVIL -1	VENDOR	Approval
3045	6007-PLN-AGE-25-54-7000	MOJAVE SOLAR PROJECT BETA PLANT HYDROGEN SYSTEM STRUCTURE. COVER SHEETS	Drawing	0	CIVIL -1	VENDOR	Approval
3046	6007-PLN-AGE-25-54-7001	MOJAVE SOLAR PROJECT FIELD BETA HYDROGEN SYSTEM STRUCTURE. GENERAL NOTES	Drawing	0	CIVIL -1	VENDOR	Approval

Compliance No.:		GEN-2					
Job :		Mojave Solar Project					
Date: 7/8/14		Description: Civil Master Drawing List					
Line No.	Sheet No.	Description	Type of Document	Revision Number	Applicable Condition of Certification	Vendor Supplied or EOR	Reason for Submittal
3047	6007-PLN-AGE-25-54-7002	MOJAVE SOLAR PROJECT BETA FIELD HYDROGEN SYSTEM. SUPPORTS. PLANS ELEVATIONS & DETAILS	Drawing	0	CIVIL -1	VENDOR	Approval
3048	6007-PLN-AGE-00-50-S001	GENERAL CIVIL AND STRUCTURAL NOTES	Drawing	3	CIVIL -1	VENDOR	Approval
3049	6007-CAL-AGE-57-52-3000	CALCULATION REPORT FOR HTF BRIDGE STAIRS LANDING. BETA PLANT	Calculation	0	CIVIL -1	VENDOR	Approval
3050	6007-PLN-AGE-57-52-3000	MOJAVE SOLAR PROJECT. BETA PLANT HTF BRIDGE STAIRS LANDING. COVER SHEETS	Drawing	0	CIVIL -1	VENDOR	Approval
3051	6007-PLN-AGE-57-52-3001	MOJAVE SOLAR PROJECT FIELD BETA HTF BRIDGE STAIRS LANDING. GENERAL NOTES	Drawing	0	CIVIL -1	VENDOR	Approval
3052	6007-PLN-AGE-57-52-3002	MOJAVE SOLAR PROJECT FIELD BETA PLANT HTF BRIDGE STAIRS LANDING. DETAILS	Drawing	0	CIVIL -1	VENDOR	Approval
3053	6007-CAL-AGE-00-52-3000	CALCULATION REPORT FOR TYPICAL SUPPORT FOUNDATION. ALPHA AND BETA PLANTS	Calculation	1	CIVIL -1	VENDOR	Approval
3054	6007-PLN-AGE-00-52-3000	MOJAVE SOLAR PROJECT FIELD ALPHA AND BETA PLANTS. TYPICAL SUPPORT FOUNDATION. COVER SHEET	Drawing	1	CIVIL -1	VENDOR	Approval
3055	6007-PLN-AGE-00-52-3002	MOJAVE SOLAR PROJECT FIELD ALPHA AND BETA PLANTS. TYPICAL SUPPORT FOUNDATION. PLANS AND DETAILS	Drawing	3	CIVIL -1	VENDOR	Approval
3056	Revision letter_STRUC 1-66.00	REVISION LETTER	Response Letter	na	CIVIL -1	VENDOR	Approval
3057	6007-CAL-CTS-23-52-2500	MOJAVE SOLAR PROJECT ALPHA SITE MEDIUM VOLTAGE BUSDUCT SUPPORT FRAMING	Calculation	2	CIVIL -1	VENDOR	Approval
3058	6007-PLN-CTS-26-52-2500	FIELD ALPHA MEDIUM VOLTAGE BUSDUCT GENERAL STRUCTURAL NOTES	Drawing	1	CIVIL -1	VENDOR	Approval
3059	6007-PLN-CTS-26-52-2501	FIELD ALPHA MEDIUM VOLTAGE BUSDUCT FOUNDATION AND FRAMING PLANS	Drawing	2	CIVIL -1	VENDOR	Approval
3060	6007-PLN-CTS-26-52-2502	FIELD ALPHA MEDIUM VOLTAGE BUSDUCT ELEVATIONS	Drawing	2	CIVIL -1	VENDOR	Approval
3061	6007-PLN-CTS-26-52-2503	FIELD ALPHA MEDIUM VOLTAGE BUSDUCT TYPICAL DETAILS	Drawing	0	CIVIL -1	VENDOR	Approval
3062	6007-PLN-CTS-26-52-2504	FIELD ALPHA MEDIUM VOLTAGE BUSDUCT FOUNDATION DETAILS	Drawing	2	CIVIL -1	VENDOR	Approval
3063	6007-PLN-CTS-26-52-2505	FIELD ALPHA MEDIUM VOLTAGE BUSDUCT FRAMING DETAILS	Drawing	2	CIVIL -1	VENDOR	Approval
3064	6007-CAL-CTS-23-52-7500	MOJAVE SOLAR PROJECT BETA SITE MEDIUM VOLTAGE BUSDUCT SUPPORT FRAMING	Calculation	2	CIVIL -1	VENDOR	Approval
3065	6007-PLN-CTS-26-52-7500	FIELD BETA MEDIUM VOLTAGE BUSDUCT GENERAL STRUCTURAL NOTES	Drawing	1	CIVIL -1	VENDOR	Approval
3066	6007-PLN-CTS-26-52-7501	FIELD BETA MEDIUM VOLTAGE BUSDUCT FOUNDATION AND FRAMING PLANS	Drawing	2	CIVIL -1	VENDOR	Approval
3067	6007-PLN-CTS-26-52-7502	FIELD BETA MEDIUM VOLTAGE BUSDUCT ELEVATIONS	Drawing	2	CIVIL -1	VENDOR	Approval
3068	6007-PLN-CTS-26-52-7503	FIELD BETA MEDIUM VOLTAGE BUSDUCT TYPICAL DETAILS	Drawing	0	CIVIL -1	VENDOR	Approval
3069	6007-PLN-CTS-26-52-7504	FIELD BETA MEDIUM VOLTAGE BUSDUCT FOUNDATION DETAILS	Drawing	2	CIVIL -1	VENDOR	Approval
3070	6007-PLN-CTS-26-52-7505	FIELD BETA MEDIUM VOLTAGE BUSDUCT FRAMING DETAILS	Drawing	2	CIVIL -1	VENDOR	Approval
3071	6007-CAL-CTS-23-52-2501	FIELD ALPHA RESPONSE LETTER	Calculation	0	CIVIL -1	VENDOR	Approval
3072	6007-CAL-CTS-23-52-7501	FIELD BETA RESPONSE LETTER	Calculation	0	CIVIL -1	VENDOR	Approval
3073	6007-PLN-AGE-58-54-2325	Mojave Solar Project Field Alpha HTF Main Pumps Filters Auxiliary Platforms Cover sheet	Drawing	2	CIVIL -1	VENDOR	Approval
3074	6007-PLN-AGE-58-54-2326	Mojave Solar Project Alpha Plant HTF Main Pumps Filters Auxiliary Platforms General Notes	Drawing	2	CIVIL -1	VENDOR	Approval
3075	6007-PLN-AGE-58-54-2327	Mojave Solar Project. Alpha Plant HTF Main Pumps Filters Auxiliary Platforms. Platform 1. Structure steel, frames	Drawing	2	CIVIL -1	VENDOR	Approval
3076	6007-PLN-AGE-58-54-2328	Mojave Solar Project. Alpha Plant HTF Main Pumps Filters Auxiliary Platforms. Platform 1. Structure steel, frames	Drawing	3	CIVIL -1	VENDOR	Approval
3077	6007-PLN-AGE-58-54-2329	Mojave Solar Project. Alpha Plant HTF Main Pumps Filters Auxiliary Platforms. Platform 2. Structure steel, frames	Drawing	2	CIVIL -1	VENDOR	Approval
3078	6007-PLN-AGE-58-54-2330	Mojave Solar Project. Alpha Plant HTF Main Pumps Filters Auxiliary Platforms. Platform 2. Structure steel, frames	Drawing	3	CIVIL -1	VENDOR	Approval
3079	6007-PLN-AGE-58-54-2331	Mojave Solar Project. Alpha Plant HTF Main Pumps Filters Auxiliary Platforms. Platform 3. Structure steel, frames	Drawing	3	CIVIL -1	VENDOR	Approval
3080	6007-PLN-AGE-58-54-2332	Mojave Solar Project. Alpha Plant HTF Main Pumps Filters Auxiliary Platforms. Platform 3. Structure steel, frames	Drawing	3	CIVIL -1	VENDOR	Approval
3081	6007-PLN-AGE-58-54-2333	Mojave Solar Project. Alpha Plant HTF Main Pumps Filters Auxiliary Platforms. Platform 4. Structure steel, frames	Drawing	3	CIVIL -1	VENDOR	Approval
3082	6007-PLN-AGE-58-54-2334	Mojave Solar Project. Alpha Plant HTF Main Pumps Filters Auxiliary Platforms. Platform 4. Structure steel, frames	Drawing	3	CIVIL -1	VENDOR	Approval
3083	6007-PLN-AGE-58-54-2335	Mojave Solar Project. Alpha Plant HTF Main Pumps Filters Auxiliary Platforms. Platform 5. Structure steel, frames	Drawing	3	CIVIL -1	VENDOR	Approval
3084	6007-PLN-AGE-58-54-2336	Mojave Solar Project. Alpha Plant HTF Main Pumps Filters Auxiliary Platforms. Platform 5. Structure steel, frames	Drawing	3	CIVIL -1	VENDOR	Approval
3085	6007-CAL-AGE-58-54-2325	Calculation Report for HTF Main Pumps Filters Auxiliary Platforms Alpha Plant	Calculation	1	CIVIL -1	VENDOR	Approval
3086	6007-PLN-AGE-58-54-6325	Mojave Solar Project Field Beta HTF Main Pumps Filters Auxiliary Platforms Cover sheet	Drawing	2	CIVIL -1	VENDOR	Approval
3087	6007-PLN-AGE-58-54-6326	Mojave Solar Project Beta Plant HTF Main Pumps Filters Auxiliary Platforms General Notes	Drawing	2	CIVIL -1	VENDOR	Approval
3088	6007-PLN-AGE-58-54-6327	Mojave Solar Project. Beta Plant HTF Main Pumps Filters Auxiliary Platforms. Platform 1. Structure steel, frames	Drawing	2	CIVIL -1	VENDOR	Approval
3089	6007-PLN-AGE-58-54-6328	Mojave Solar Project. Beta Plant HTF Main Pumps Filters Auxiliary Platforms. Platform 1. Structure steel, frames	Drawing	3	CIVIL -1	VENDOR	Approval
3090	6007-PLN-AGE-58-54-6329	Mojave Solar Project. Beta Plant HTF Main Pumps Filters Auxiliary Platforms. Platform 2. Structure steel, frames	Drawing	2	CIVIL -1	VENDOR	Approval
3091	6007-PLN-AGE-58-54-6330	Mojave Solar Project. Beta Plant HTF Main Pumps Filters Auxiliary Platforms. Platform 2. Structure steel, frames	Drawing	3	CIVIL -1	VENDOR	Approval
3092	6007-PLN-AGE-58-54-6331	Mojave Solar Project. Beta Plant HTF Main Pumps Filters Auxiliary Platforms. Platform 3. Structure steel, frames	Drawing	3	CIVIL -1	VENDOR	Approval
3093	6007-PLN-AGE-58-54-6332	Mojave Solar Project. Beta Plant HTF Main Pumps Filters Auxiliary Platforms. Platform 3. Structure steel, frames	Drawing	3	CIVIL -1	VENDOR	Approval
3094	6007-PLN-AGE-58-54-6333	Mojave Solar Project. Beta Plant HTF Main Pumps Filters Auxiliary Platforms. Platform 4. Structure steel, frames	Drawing	3	CIVIL -1	VENDOR	Approval
3095	6007-PLN-AGE-58-54-6334	Mojave Solar Project. Beta Plant HTF Main Pumps Filters Auxiliary Platforms. Platform 4. Structure steel, frames	Drawing	3	CIVIL -1	VENDOR	Approval
3096	6007-PLN-AGE-58-54-6335	Mojave Solar Project. Beta Plant HTF Main Pumps Filters Auxiliary Platforms. Platform 5. Structure steel, frames	Drawing	3	CIVIL -1	VENDOR	Approval
3097	6007-PLN-AGE-58-54-6336	Mojave Solar Project. Beta Plant HTF Main Pumps Filters Auxiliary Platforms. Platform 5. Structure steel, frames	Drawing	3	CIVIL -1	VENDOR	Approval
3098	6007-CAL-AGE-58-54-6325	Calculation Report for HTF Main Pumps Filters Auxiliary Platforms Beta Plant	Calculation	1	CIVIL -1	VENDOR	Approval
3099	Plan check Reply 2	Response letter	Response Letter	NA	CIVIL -1	VENDOR	Approval
3100	6007-CAL-AGE-40-52-2000	Calculation Report for MP-457 Pump Foundation Alpha Plant	Calculation	0	CIVIL -1	VENDOR	Approval
3101	6007-PLN-AGE-40-52-2000	Mojave Solar Project. Field Alpha Skid 15-A WTP Foundation Cover Sheet	Drawing	0	CIVIL -1	VENDOR	Approval
3102	6007-PLN-AGE-40-52-2001	Mojave Solar Project. Field Alpha Skid 15-A WTP Foundation General Notes	Drawing	1	CIVIL -1	VENDOR	Approval
3103	6007-PLN-AGE-40-52-2002	Mojave Solar Project. Alpha Plant Skid 15-A WTP Foundation Details	Drawing	1	CIVIL -1	VENDOR	Approval
3104	6007-CAL-AGE-40-52-6000	Calculation Report for MP-457 Pump Foundation Beta Plant	Calculation	0	CIVIL -1	VENDOR	Approval
3105	6007-PLN-AGE-40-52-6000	Mojave Solar Project. Field Beta Skid 15-A WTP Foundation Cover Sheet	Drawing	0	CIVIL -1	VENDOR	Approval
3106	6007-PLN-AGE-40-52-6001	Mojave Solar Project. Field Beta Skid 15-A WTP Foundation General Notes	Drawing	1	CIVIL -1	VENDOR	Approval
3107	6007-PLN-AGE-40-52-6002	Mojave Solar Project. Beta Plant Skid 15-A WTP Foundation Details	Drawing	1	CIVIL -1	VENDOR	Approval
3108	Plan Check Reply_STRUCT-1-69.00 PC1	Revision Letter	Response Letter	NA	CIVIL -1	VENDOR	Approval
3109	6007-CAL-LEF-12-54-0003	6007-CAL-LEF-12-54-0003	Response Letter	6	CIVIL -1	VENDOR	Approval
3110	6007-INF-AGE-58-60-2001	Stress Analysis Report - Main Pumps & Sleepers HTF - Alpha Plant	Stress Analysis	1	CIVIL -1	VENDOR	Approval
3111	6007-INF-AGE-58-60-6001	Stress Analysis Report - Main Pumps & Sleepers HTF - Beta Plant	Stress Analysis	1	CIVIL -1	VENDOR	Approval
3112	Response letter to MECH-1-37.00	Revision Letter	-	-	CIVIL -1	VENDOR	Approval
3113	6007-LIS-AGE-58-61-2220	Pipe line schedule - HTF Alpha Plant	List	5	CIVIL -1	VENDOR	Approval
3114	6007-PLN-AGE-00-02-L010	Site Plan	Drawing	11	CIVIL -1	VENDOR	Approval
3115	6007-PLN-AGE-00-02-L001	Solar Field Alpha Layout	Drawing	13	CIVIL -1	VENDOR	Approval
3116	6007-PLN-AGE-00-02-L003	Central Plant Layout Alpha Plant	Drawing	13	CIVIL -1	VENDOR	Approval
3117	6007-LIS-AGE-58-61-6220	Pipe line schedule - HTF Beta Plant	List	5	CIVIL -1	VENDOR	Approval
3118	6007-PLN-AGE-00-02-L002	Solar Field Layout for Beta plant	Drawing	13	CIVIL -1	VENDOR	Approval
3119	6007-PLN-AGE-00-02-L004	Central Plant Layout Beta Plant	Drawing	13	CIVIL -1	VENDOR	Approval
3120	6007-INF-AGE-68-60-6007	Stress Analysis Report - HTF header-Beta Plant-South Solar Field Inlet	Stress Analysis	5	CIVIL -1	VENDOR	Approval
3121	6007-INF-AGE-68-60-6008	Stress Analysis Report - HTF header-Beta Plant-South Solar Field Return	Stress Analysis	5	CIVIL -1	VENDOR	Approval
3122	6007-PLN-AGE-57-61-6003-SH1	Pipe Layout Drawing Solar Field - Beta Plant South Area	Drawing	2	CIVIL -1	VENDOR	Approval
3123	6007-PLN-AGE-57-61-6003-SH2	Piping Plan South Area Drawing Index	Drawing	2	CIVIL -1	VENDOR	Approval
3124	6007-PLN-AGE-57-61-6003-SH3	Pipe Layout Drawing Solar Field - Beta Plant South Area	Drawing	2	CIVIL -1	VENDOR	Approval
3125	6007-PLN-AGE-57-61-6003-SH4	Pipe Layout Drawing Solar Field - Beta Plant South Area	Drawing	2	CIVIL -1	VENDOR	Approval
3126	6007-PLN-AGE-57-61-6003-SH5	Pipe Layout Drawing Solar Field - Beta Plant South Area	Drawing	2	CIVIL -1	VENDOR	Approval
3127	6007-PLN-AGE-57-61-6003-SH6	Pipe Layout Drawing Solar Field - Beta Plant South Area	Drawing	2	CIVIL -1	VENDOR	Approval
3128	6007-PLN-AGE-57-61-6003-SH7	Pipe Layout Drawing Solar Field - Beta Plant South Area	Drawing	2	CIVIL -1	VENDOR	Approval
3129	6007-PLN-AGE-57-61-6003-SH8	Pipe Layout Drawing Solar Field - Beta Plant South Area	Drawing	2	CIVIL -1	VENDOR	Approval
3130	6007-PLN-AGE-57-61-6003-SH9	Pipe Layout Drawing Solar Field - Beta Plant South Area	Drawing	2	CIVIL -1	VENDOR	Approval
3131	6007-PLN-AGE-57-61-6003-SH10	Pipe Layout Drawing Solar Field - Beta Plant South Area	Drawing	2	CIVIL -1	VENDOR	Approval
3132	6007-PLN-AGE-57-61-6003-SH11	Pipe Layout Drawing Solar Field - Beta Plant South Area	Drawing	2	CIVIL -1	VENDOR	Approval
3133	6007-PLN-AGE-57-61-6003-SH12	Pipe Layout Drawing Solar Field - Beta Plant South Area	Drawing	2	CIVIL -1	VENDOR	Approval
3134	6007-PLN-AGE-57-61-6003-SH13	Pipe Layout Drawing Solar Field - Beta Plant South Area	Drawing	2	CIVIL -1	VENDOR	Approval
3135	6007-PLN-AGE-57-61-6003-SH14	Pipe Layout Drawing Solar Field - Beta Plant South Area	Drawing	2	CIVIL -1	VENDOR	Approval
3136	6007-PLN-AGE-57-61-6003-SH15	Pipe Layout Drawing Solar Field - Beta Plant South Area	Drawing	2	CIVIL -1	VENDOR	Approval
3137	6007-PLN-AGE-57-61-6003-SH16	Pipe Layout Drawing Solar Field - Beta Plant South Area	Drawing	2	CIVIL -1	VENDOR	Approval
3138	6007-PLN-AGE-57-61-6003-SH17	Pipe Layout Drawing Solar Field - Beta Plant South Area	Drawing	2	CIVIL -1	VENDOR	Approval
3139	6007-PLN-AGE-57-61-6003-SH18	Pipe Layout Drawing Solar Field - Beta Plant South Area	Drawing	2	CIVIL -1	VENDOR	Approval
3140	6007-PLN-AGE-57-61-6003-SH19	Pipe Layout Drawing Solar Field - Beta Plant South Area	Drawing	2	CIVIL -1	VENDOR	Approval
3141	6007-PLN-AGE-57-61-6003-SH20	Pipe Layout Drawing Solar Field - Beta Plant South Area	Drawing	2	CIVIL -1	VENDOR	Approval
3142	6007-PLN-AGE-57-61-6003-SH21	Pipe Layout Drawing Solar Field - Beta Plant South Area	Drawing	2	CIVIL -1	VENDOR	Approval
3143	6007-PLN-AGE-57-61-6003-SH22	Pipe Layout Drawing Solar Field - Beta Plant South Area	Drawing	2	CIVIL -1	VENDOR	Approval
3144	6007-PLN-AGE-57-61-6003-SH23	Pipe Layout Drawing Solar Field - Beta Plant South Area	Drawing	2	CIVIL -1	VENDOR	Approval
3145	6007-PLN-AGE-57-61-6003-SH24	Pipe Layout Drawing Solar Field - Beta Plant South Area	Drawing	2	CIVIL -1	VENDOR	Approval
3146	6007-PLN-AGE-57-61-6003-SH25	Pipe Layout Drawing Solar Field - Beta Plant South Area	Drawing	2	CIVIL -1	VENDOR	Approval
3147	6007-PLN-AGE-57-61-6003-SH26	Pipe Layout Drawing Solar Field - Beta Plant South Area	Drawing	2	CIVIL -1	VENDOR	Approval
3148	6007-PLN-AGE-57-61-6003-SH27	Pipe Layout Drawing Solar Field - Beta Plant South Area	Drawing	2	CIVIL -1	VENDOR	Approval
3149	6007-PLN-AGE-57-61-6003-SH28	Pipe Layout Drawing Solar Field - Beta Plant South Area	Drawing	2	CIVIL -1	VENDOR	Approval
3150	6007-PLN-AGE-57-61-6003-SH29	Pipe Layout Drawing Solar Field - Beta Plant South Area	Drawing	2	CIVIL -1	VENDOR	Approval
3151	6007-PLN-AGE-57-61-6003-SH30	Pipe Layout Drawing Solar Field - Beta Plant South Area	Drawing	2	CIVIL -1	VENDOR	Approval
3152	6007-PLN-AGE-57-61-6003-SH31	Pipe Layout Drawing Solar Field - Beta Plant South Area	Drawing	2	CIVIL -1	VENDOR	Approval
3153	6007-PLN-AGE-57-61-6003-SH32	Pipe Layout Drawing Solar Field - Beta Plant South Area	Drawing	2	CIVIL -1	VENDOR	Approval
3154	6007-PLN-AGE-57-61-6003-SH33	Pipe Layout Drawing Solar Field - Beta Plant South Area	Drawing	2	CIVIL -1	VENDOR	Approval
3155	6007-PLN-AGE-57-61-6003-SH34	Pipe Layout Drawing Solar Field - Beta Plant South Area	Drawing	2	CIVIL -1	VENDOR	Approval
3156	6007-PLN-AGE-57-61-6003-SH35	Pipe Layout Drawing Solar Field - Beta Plant South Area	Drawing	2	CIVIL -1	VENDOR	Approval
3157	6007-PLN-AGE-57-61-6003-SH36	Pipe Layout Drawing Solar Field - Beta Plant South Area	Drawing	2	CIVIL -1	VENDOR	Approval
3158	6007-PLN-AGE-57-61-6003-SH37	Pipe Layout Drawing Solar Field - Beta Plant South Area	Drawing	2	CIVIL -1	VENDOR	Approval
3159	6007-PLN-AGE-57-61-6003-SH38	Pipe Layout Drawing Solar Field - Beta Plant South Area	Drawing	2	CIVIL -1	VENDOR	Approval
3160	6007-PLN-AGE-57-61-6003-SH39	Pipe Layout Drawing Solar Field - Beta Plant South Area	Drawing	2	CIVIL -1	VENDOR	Approval
3161	6007-PLN-AGE-57-61-6003-SH40	Pipe Layout Drawing Solar Field - Beta Plant South Area	Drawing	2	CIVIL -1	VENDOR	Approval
3162	6007-PLN-AGE-57-61-6003-SH41	Pipe Layout Drawing Solar Field - Beta Plant South Area	Drawing	2	CIVIL -1	VENDOR	Approval
3163	6007-PLN-AGE-57-61-6003-SH42	Pipe Layout Drawing Solar Field - Beta Plant South Area	Drawing	2	CIVIL -1	VENDOR	Approval
3164	6007-PLN-AGE-57-61-6003-SH43	Pipe Layout Drawing Solar Field - Beta Plant South Area	Drawing	2	CIVIL -1	VENDOR	Approval
3165	6007-PLN-AGE-57-61-6003-SH44	Pipe Layout Drawing Solar Field - Beta Plant South Area	Drawing	2	CIVIL -1	VENDOR	Approval
3166	6007-PLN-AGE-57-61-6003-SH45	Pipe Layout Drawing Solar Field - Beta Plant South Area	Drawing	2	CIVIL -1	VENDOR	Approval
3167	6007-PLN-AGE-57-61-6003-SH46	Pipe Layout Drawing Solar Field - Beta Plant South Area	Drawing	2	CIVIL -1	VENDOR	Approval
3168	6007-PLN-AGE-57-61-6003-SH47	Pipe Layout Drawing Solar Field - Beta Plant South Area	Drawing	2	CIVIL -1	VENDOR	Approval
3169	6007-PLN-AGE-57-61-6003-SH48	Pipe Layout Drawing Solar Field - Beta Plant South Area	Drawing	2	CIVIL -1	VENDOR	Approval
3170	6007-PLN-AGE-57-61-6003-SH49	Pipe Layout Drawing Solar Field - Beta Plant South Area	Drawing	2	CIVIL -1	VENDOR	Approval
3171	6007-PLN-AGE-57-61-6003-SH50	Pipe Layout Drawing Solar Field - Beta Plant South Area	Drawing	2	CIVIL -1	VENDOR	Approval

Compliance No.:		GEN-2					
Job :		Mojave Solar Project					
Date: 7/8/14		Description: Civil Master Drawing List					
Line No.	Sheet No.	Description	Type of Document	Revision Number	Applicable Condition of Certification	Vendor Supplied or EOR	Reason for Submittal
3172	6007-PLN-AGE-57-61-6003-SH51	Pipe Layout Drawing Solar Field - Beta Plant South Area	Drawing	2	CIVIL -1	VENDOR	Approval
3173	6007-PLN-AGE-57-61-6003-SH52	Pipe Layout Drawing Solar Field - Beta Plant South Area	Drawing	2	CIVIL -1	VENDOR	Approval
3174	6007-PLN-AGE-57-61-6003-SH53	Pipe Layout Drawing Solar Field - Beta Plant South Area	Drawing	2	CIVIL -1	VENDOR	Approval
3175	6007-PLN-AGE-57-61-6003-SH54	Pipe Layout Drawing Solar Field - Beta Plant South Area	Drawing	2	CIVIL -1	VENDOR	Approval
3176	6007-PLN-AGE-57-61-6003-SH55	Pipe Layout Drawing Solar Field - Beta Plant South Area	Drawing	2	CIVIL -1	VENDOR	Approval
3177	6007-PLN-AGE-57-61-6003-SH56	Pipe Layout Drawing Solar Field - Beta Plant South Area	Drawing	2	CIVIL -1	VENDOR	Approval
3178	6007-PLN-AGE-57-61-6003-SH57	Pipe Layout Drawing Solar Field - Beta Plant South Area	Drawing	2	CIVIL -1	VENDOR	Approval
3179	6007-PLN-AGE-57-61-6003-SH58	Pipe Layout Drawing Solar Field - Beta Plant South Area	Drawing	2	CIVIL -1	VENDOR	Approval
3180	6007-PLN-AGE-57-61-6003-SH59	Pipe Layout Drawing Solar Field - Beta Plant South Area	Drawing	2	CIVIL -1	VENDOR	Approval
3181	6007-PLN-AGE-57-61-6003-SH60	Pipe Layout Drawing Solar Field - Beta Plant South Area	Drawing	2	CIVIL -1	VENDOR	Approval
3182	6007-PLN-AGE-57-61-6003-SH61	Pipe Layout Drawing Solar Field - Beta Plant South Area	Drawing	2	CIVIL -1	VENDOR	Approval
3183	6007-PLN-AGE-57-61-6003-SH62	Pipe Layout Drawing Solar Field - Beta Plant South Area	Drawing	2	CIVIL -1	VENDOR	Approval
3184	6007-PLN-AGE-57-61-6003-SH63	Pipe Layout Drawing Solar Field - Beta Plant South Area	Drawing	2	CIVIL -1	VENDOR	Approval
3185	6007-PLN-AGE-57-61-6003-SH64	Pipe Layout Drawing Solar Field - Beta Plant South Area	Drawing	2	CIVIL -1	VENDOR	Approval
3186	6007-PLN-AGE-57-61-6003-SH65	Pipe Layout Drawing Solar Field - Beta Plant South Area	Drawing	2	CIVIL -1	VENDOR	Approval
3187	6007-PLN-AGE-57-61-6003-SH66	Pipe Layout Drawing Solar Field - Beta Plant South Area	Drawing	2	CIVIL -1	VENDOR	Approval
3188	6007-PLN-AGE-5-761-6003-SH67	Details 19 & 20 Solar Field - Beta Plant South Area	Drawing	2	CIVIL -1	VENDOR	Approval
3189	Response letter to MECH-1-19.09-HTF Piping-Layout Drawing-F	Revision Letter	-	-	CIVIL -1	VENDOR	Approval
3190	6007-CAL-AGE-67-52-4350	Calculation Report for WTP Area. Pipe Supoort Foundations 2. Alpha Plant	Calculation	2	CIVIL -1	VENDOR	Approval
3191	6007-CAL-AGE-67-52-8350	Calculation Report for WTP Area. Pipe Supoort Foundations 2. Beta Plant	Calculation	2	CIVIL -1	VENDOR	Approval
3192	6007-PLN-AGE-67-52-4350	Field Alpha WTP Piping Support Foundations 2 Cover Sheet	Drawing	1	CIVIL -1	VENDOR	Approval
3193	6007-PLN-AGE-67-52-4351	Field Alpha WTP Piping Support Foundations 2 General Notes	Drawing	0	CIVIL -1	VENDOR	Approval
3194	6007-PLN-AGE-67-52-4352	Field Alpha WTP Piping Support Foundations II Details	Drawing	2	CIVIL -1	VENDOR	Approval
3195	6007-PLN-AGE-67-52-8350	Field Beta WTP Piping Support Foundations 2 Cover Sheet	Drawing	1	CIVIL -1	VENDOR	Approval
3196	6007-PLN-AGE-67-52-8351	Field Beta WTP Piping Support Foundations 2 General Notes	Drawing	0	CIVIL -1	VENDOR	Approval
3197	6007-PLN-AGE-67-52-8352	Field Beta WTP Piping Support Foundations II Details	Drawing	2	CIVIL -1	VENDOR	Approval
3198	Plan Check Reply STRUC-1-34.01	Revison Letter	NA	NA	CIVIL -1	VENDOR	Approval
3199	6007-CAL-AGE-57-52-3000	CALCULATION REPORT FOR HTF BRIDGE STAIRS LANDING. BETA PLANT	Calculation	0	CIVIL -1	VENDOR	Approval
3200	6007-PLN-AGE-57-52-3000	MOJAVE SOLAR PROJECT BETA PLANT HTF BRIDGE STAIRS LANDING. COVER SHEETS	Drawing	0	CIVIL -1	VENDOR	Approval
3201	6007-PLN-AGE-57-52-3001	MOJAVE SOLAR PROJECT FIELD BETA HTF BRIDGE STAIRS LANDING. GENERAL NOTES	Drawing	0	CIVIL -1	VENDOR	Approval
3202	6007-PLN-AGE-57-52-3002	MOJAVE SOLAR PROJECT BETA PLANT HTF BRIDGE STAIRS LANDING. DETAILS	Drawing	1	CIVIL -1	VENDOR	Approval
3203	6007-PLN-AGE-00-50-5001	GENERAL CIVIL AND STRUCTURAL NOTES	Drawing	2	CIVIL -1	VENDOR	Approval
3204	Plan Check Reply_CIVIL-1-21.03 PC1	REVISON LETTER	NA	NA	CIVIL -1	VENDOR	Approval
3205	6007-PLN-AGE-40-52-2550	Mojave Solar Project. Alpha Field MMF underground crossing Cover Sheet	Drawing	0	CIVIL -1	VENDOR	Approval
3206	6007-PLN-AGE-40-52-2551	Mojave Solar Project. Alpha Plant MMF underground crossing General Notes	Drawing	0	CIVIL -1	VENDOR	Approval
3207	6007-PLN-AGE-40-52-2552	Mojave Solar Project. Alpha Plant MMF underground crossing Plan and Sections	Drawing	0	CIVIL -1	VENDOR	Approval
3208	6007-PLN-AGE-40-52-2553	Mojave Solar Project. Alpha Plant MMF underground crossing Plan and Details	Drawing	0	CIVIL -1	VENDOR	Approval
3209	6007-PLN-AGE-40-52-6550	Mojave Solar Project. Beta Field MMF underground crossing Cover Sheet	Drawing	0	CIVIL -1	VENDOR	Approval
3210	6007-PLN-AGE-40-52-6551	Mojave Solar Project. Beta Plant MMF underground crossing General Notes	Drawing	0	CIVIL -1	VENDOR	Approval
3211	6007-PLN-AGE-40-52-6552	Mojave Solar Project. Alpha Plant MMF underground crossing Plan and Sections	Drawing	0	CIVIL -1	VENDOR	Approval
3212	6007-PLN-AGE-40-52-6553	Mojave Solar Project. Alpha Plant MMF underground crossing Plan and Details	Drawing	0	CIVIL -1	VENDOR	Approval
3213	6007-inf-AGE-58-60-2002-R05	Stress Analysis Report - Expansion Vessels HTF - Alpha Plant	Stress Analysis	5	CIVIL -1	VENDOR	Approval
3214	6007-inf-AGE-58-60-6002-R05	Stress Analysis Report - Expansion Vessels HTF - Beta Plant	Stress Analysis	5	CIVIL -1	VENDOR	Approval
3215	Response letter to MECH-1-36.01	Revision letter	-	-	CIVIL -1	VENDOR	Approval
3216	6007-LIS-AGE-58-61-2220-R05	Pipe line schedule - HTF Alpha Plant	List	5	CIVIL -1	VENDOR	Approval
3217	6007-LIS-AGE-58-61-6220-R05	Pipe line schedule - HTF Beta Plant	List	5	CIVIL -1	VENDOR	Approval
3218	6007-PLN-AGE-00-02-L010-R11	Site Plan	Drawing	11	CIVIL -1	VENDOR	Approval
3219	6007-PLN-AGE-00-02-L001-R13	Solar Field Layout for Alpha Plant	Drawing	13	CIVIL -1	VENDOR	Approval
3220	6007-PLN-AGE-00-02-L003-R13	Central Plant Layout Alpha Plant	Drawing	13	CIVIL -1	VENDOR	Approval
3221	6007-PLN-AGE-00-02-L002-R13	Solar Field Layout for Beta Plant	Drawing	13	CIVIL -1	VENDOR	Approval
3222	6007-PLN-AGE-00-02-L004-R13	Central Plant Layout Beta Plant	Drawing	13	CIVIL -1	VENDOR	Approval
3223	6007-PLN-AGE-21-61-2001-1	Pipe Layout Drawing - Plan & Elevation – Steam Generator – Alpha Plant	Drawing	0	CIVIL -1	VENDOR	Approval
3224	6007-PLN-AGE-21-61-2001-2	Pipe Layout Drawing - Plan & Elevation – Steam Generator – Alpha Plant	Drawing	0	CIVIL -1	VENDOR	Approval
3225	6007-PLN-AGE-21-61-2001-3	Pipe Layout Drawing - Plan & Elevation – Steam Generator – Alpha Plant	Drawing	0	CIVIL -1	VENDOR	Approval
3226	6007-PLN-AGE-21-61-6001-1	Pipe Layout Drawing - Plan & Elevation – Steam Generator – Beta Plant	Drawing	0	CIVIL -1	VENDOR	Approval
3227	6007-PLN-AGE-21-61-6001-2	Pipe Layout Drawing - Plan & Elevation – Steam Generator – Beta Plant	Drawing	0	CIVIL -1	VENDOR	Approval
3228	6007-PLN-AGE-21-61-6001-3	Pipe Layout Drawing - Plan & Elevation – Steam Generator – Beta Plant	Drawing	0	CIVIL -1	VENDOR	Approval
3229	6007-CAL-AGE-67-52-4350	Calculation Report for WTP Area. Pipe Support Foundations2. Alpha Plant	Calculation	3	CIVIL -1	VENDOR	Approval
3230	6007-CAL-AGE-67-52-8350	Calculation Report for WTP Area. Pipe Support Foundations2. Beta Plant	Calculation	3	CIVIL -1	VENDOR	Approval
3231	6007-PLN-AGE-67-52-4350	Field Alpha WTP Piping Support Foundations 2 Cover Sheet	Drawing	2	CIVIL -1	VENDOR	Approval
3232	6007-PLN-AGE-67-52-4351	Field Alpha WTP Piping Support Foundations 2 General Notes	Drawing	0	CIVIL -1	VENDOR	Approval
3233	6007-PLN-AGE-67-52-4352	Mojave Solar Project. Field Alpha WTP Area. Pipe support foundations II Details	Drawing	2	CIVIL -1	VENDOR	Approval
3234	6007-PLN-AGE-67-52-8350	Field Beta WTP Piping Support Foundations 2 Cover Sheet	Drawing	2	CIVIL -1	VENDOR	Approval
3235	6007-PLN-AGE-67-52-8351	Field Beta WTP Piping Support Foundations 2 General Notes	Drawing	0	CIVIL -1	VENDOR	Approval
3236	6007-PLN-AGE-67-52-8352	Mojave Solar Project. Field Beta WTP Area. Pipe support foundations II Details	Drawing	2	CIVIL -1	VENDOR	Approval
3237	6007-INF-AGE-68-60-2700	Stress Analysis Report - Solar Field - North Alpha Plant (RSV+CV)	Stress Analysis	4	CIVIL -1	VENDOR	Approval
3238	6007-INF-AGE-68-60-2701	Stress Analysis Report - Solar Field - East Alpha Plant (RSV+CV)	Stress Analysis	4	CIVIL -1	VENDOR	Approval
3239	6007-INF-AGE-68-60-2703	Stress Analysis Report - Solar Field - West Alpha Plant (RSV+CV)	Stress Analysis	4	CIVIL -1	VENDOR	Approval
3240	6007-INF-AGE-68-60-6700	Stress Analysis Report - Solar Field - North Beta Plant (RSV+CV)	Stress Analysis	4	CIVIL -1	VENDOR	Approval
3241	6007-INF-AGE-68-60-6701	Stress Analysis Report - Solar Field - East Beta Plant (RSV+CV)	Stress Analysis	4	CIVIL -1	VENDOR	Approval
3242	6007-INF-AGE-68-60-6702	Stress Analysis Report - Solar Field - South Beta Plant (RSV+CV)	Stress Analysis	4	CIVIL -1	VENDOR	Approval
3243	6007-INF-AGE-68-60-6703	Stress Analysis Report - Solar Field - West Beta Plant (RSV+CV)	Stress Analysis	4	CIVIL -1	VENDOR	Approval
3244	Response letter to MECH-1-24.00-A&B PSV & Control Valve Str	Revision Letter	-	-	CIVIL -1	VENDOR	Approval
3245	6007-PLN-AGE-00-02-L001	Solar Field Layout for Alpha Plant	Drawing	13	CIVIL -1	VENDOR	Approval
3246	6007-PLN-AGE-00-02-L003	Central Plant Layout - Alpha Plant	Drawing	13	CIVIL -1	VENDOR	Approval
3247	6007-PLN-AGE-00-02-L010	Site Plan	Drawing	11	CIVIL -1	VENDOR	Approval
3248	Pipe Support Detail	Pipe Support Detail for PSV 102A-HTF-510-S-003_PSV	-	-	CIVIL -1	VENDOR	Approval
3249	6007-LIS-AGE-58-61-6220	Pipe Line Schedule - HTF Beta Plant	List	5	CIVIL -1	VENDOR	Approval
3250	6007-LIS-AGE-58-61-2220	Pipe Line Schedule - HTF Alpha Plant	List	5	CIVIL -1	VENDOR	Approval
3251	6007-LIS-AGE-57-61-6120	Pipe Line List - Solar Field Beta Plant	List	5	CIVIL -1	VENDOR	Approval
3252	6007-LIS-AGE-57-61-2120	Pipe Line List - Solar Field Alpha Plant	List	5	CIVIL -1	VENDOR	Approval
3253	6007-INF-AGE-68-60-2R01	Stress Analysis Report - Rack1 - Alpha Plant	Stress Analysis	3	CIVIL -1	VENDOR	Approval
3254	6007-INF-AGE-68-60-6R01	Stress Analysis Report - Rack1 - Beta Plant	Stress Analysis	3	CIVIL -1	VENDOR	Approval
3255	Response letter to MECH-1-26.02-A&B Stress Analysis Report- F	Revision Letter	-	-	CIVIL -1	VENDOR	Approval
3256	6007-PLN-AGE-00-02-L001	Solar Field Layout for Alpha Plant	Drawing	13	CIVIL -1	VENDOR	Approval
3257	6007-PLN-AGE-00-02-L003	Central Plant Layout - Alpha Plant	Drawing	13	CIVIL -1	VENDOR	Approval
3258	6007-PLN-AGE-00-02-L010	Site Plan	Drawing	11	CIVIL -1	VENDOR	Approval
3259	Pipe Support Detail	Pipe Support Detail for Rack 1 - 209A-HTF-016-S-004_R1	-	-	CIVIL -1	VENDOR	Approval
3260	6007-LIS-AGE-58-61-6220	Pipe Line List - HTF Beta Plant	List	5	CIVIL -1	VENDOR	Approval
3261	6007-LIS-AGE-58-61-2220	Pipe Line List - HTF Alpha Plant	List	5	CIVIL -1	VENDOR	Approval
3262	6007-LIS-AGE-57-61-6120	Pipe Line List - Solar Field Beta Plant	List	5	CIVIL -1	VENDOR	Approval
3263	6007-LIS-AGE-57-61-2120	Pipe Line List - Solar Field Alpha Plant	List	5	CIVIL -1	VENDOR	Approval
3264	6007-CAL-AGE-00-52-3050	Calculation report for Blowdown System Supports Foundations Alpha and Beta Plants	Calculation	0	CIVIL -1	VENDOR	Approval
3265	6007-PLN-AGE-00-52-3050	Mojave Solar Project. Alpha and Beta Plants Blowdown System Support Foundations Cover Sheet	Drawing	0	CIVIL -1	VENDOR	Approval
3266	6007-PLN-AGE-00-52-3051	Mojave Solar Project. Alpha and Beta Plants Blowdown System Support Foundations General Notes	Drawing	0	CIVIL -1	VENDOR	Approval
3267	6007-PLN-AGE-00-52-3052	Mojave Solar Project. Alpha and Beta Plants Blowdown System Support Foundations Plan and Details	Drawing	0	CIVIL -1	VENDOR	Approval
3268	6007-CAL-AGE-67-52-4350	Calculation Report for WTP Area. Pipe Support Foundations2. Alpha Plant	Calculation	3	CIVIL -1	VENDOR	Approval
3269	6007-CAL-AGE-67-52-8350	Calculation Report for WTP Area. Pipe Support Foundations2. Beta Plant	Calculation	3	CIVIL -1	VENDOR	Approval
3270	6007-PLN-AGE-67-52-4350	Field Alpha WTP Piping Support Foundations 2 Cover Sheet	Drawing	2	CIVIL -1	VENDOR	Approval
3271	6007-PLN-AGE-67-52-4351	Field Alpha WTP Piping Support Foundations 2 General Notes	Drawing	0	CIVIL -1	VENDOR	Approval
3272	6007-PLN-AGE-67-52-4352	Mojave Solar Project. Field Alpha WTP Area. Pipe support foundations II Details	Drawing	2	CIVIL -1	VENDOR	Approval
3273	6007-PLN-AGE-67-52-8350	Field Beta WTP Piping Support Foundations 2 Cover Sheet	Drawing	2	CIVIL -1	VENDOR	Approval
3274	6007-PLN-AGE-67-52-8351	Field Beta WTP Piping Support Foundations 2 General Notes	Drawing	0	CIVIL -1	VENDOR	Approval
3275	6007-PLN-AGE-67-52-8352	Mojave Solar Project. Field Beta WTP Area. Pipe support foundations II Details	Drawing	2	CIVIL -1	VENDOR	Approval
3276	6007-CAL-AGE-00-52-3050	Calculation report for Blowdown System Supports Foundations Alpha and Beta Plants	Calculation	0	CIVIL -1	VENDOR	Approval
3277	6007-PLN-AGE-00-52-3050	Mojave Solar Project. Alpha and Beta Plants Blowdown System Support Foundations Cover Sheet	Drawing	0	CIVIL -1	VENDOR	Approval
3278	6007-PLN-AGE-00-52-3051	Mojave Solar Project. Alpha and Beta Plants Blowdown System Support Foundations General Notes	Drawing	0	CIVIL -1	VENDOR	Approval
3279	6007-PLN-AGE-00-52-3052	Mojave Solar Project. Alpha and Beta Plants Blowdown System Support Foundations Plan and Details	Drawing	0	CIVIL -1	VENDOR	Approval
3280	6007-CAL-AGE-11-52-6225	CALCULATION REPOERT FOR SUPPORT FOUNDATION IN BETA EFFLUENT WATER LINE. BETA PLANT	Calculation	0	CIVIL -1	VENDOR	Approval
3281	6007-PLN-AGE-00-52-3002	MOJAVE SOLAR PROJECT FIELD ALPHA AND BETA. TYPICAL SUPPORT FOUNDATION I. PLANS AND DETAILS	Drawing	4	CIVIL -1	VENDOR	Approval
3282	6007-PLN-AGE-00-52-3003	MOJAVE SOLAR PROJECT FIELD ALPHA AND BETA. TYPICAL SUPPORT FOUNDATION II. PLANS AND DETAILS	Drawing	0	CIVIL -1	VENDOR	Approval
3283	6007-PLN-AGE-11-52-6225	MOJAVE SOLAR PROJECT BETA PLANT. EFFLUENT WATER LINE. HTF BRIDGE CROSSING. COVER SHEET	Drawing	0	CIVIL -1	VENDOR	Approval
3284	6007-PLN-AGE-11-52-6226	MOJAVE SOLAR PROJECT BETA PLANT. EFFLUENT WATER LINE. HTF BRIDGE CROSSING. GENERAL NOTES	Drawing	0	CIVIL -1	VENDOR	Approval
3285	6007-PLN-AGE-11-52-6227	MOJAVE SOLAR PROJECT BETA PLANT. EFFLUENT WATER LINE. HTF BRIDGE CROSSING. PLAN VIEW AND FOUNDATION DETAILS	Drawing	0	CIVIL -1	VENDOR	Approval
3286	Revision letter_STRUC 1-66.00	Revision Letter	Letter	NA	CIVIL -1	VENDOR	Approval
3287	6007-CAL-AGE-67-52-1050	Calculation Report for Utiliies MP-310 Pumps Foundation Alpha Plant	Calculation	0	CIVIL -1	VENDOR	Approval
3288	6007-CAL-AGE-67-52-5050	Calculation Report for Utiliies MP-310 Pumps Foundation Beta Plant	Calculation	0	CIVIL -1	VENDOR	Approval
3289	6007-PLN-AGE-67-52-1050	Mojave Solar Project. Field Alpha MP-310 Pumps Foundation Cover Sheet	Drawing	0	CIVIL -1	VENDOR	Approval
3290	6007-PLN-AGE-67-52-1051	Mojave Solar Project. Field Alpha MP-310 Pumps Foundation General Notes	Drawing	0	CIVIL -1	VENDOR	Approval
3291	6007-PLN-AGE-67-52-1052	Mojave Solar Project. Field Alpha MP-310 Pumps Foundation Details	Drawing	0	CIVIL -1	VENDOR	Approval
3292	6007-PLN-AGE-67-52-5050	Mojave Solar Project. Field Beta MP-310 Pumps Foundation Details	Drawing	0	CIVIL -1	VENDOR	Approval
3293	6007-PLN-AGE-67-52-5051	Mojave Solar Project. Field Beta MP-310 Pumps Foundation General Notes	Drawing	0	CIVIL -1	VENDOR	Approval
3294	6007-PLN-AGE-67-52-5052	Mojave Solar Project. Field Beta MP-310 Pumps Foundation Details	Drawing	0	CIVIL -1	VENDOR	Approval
3295	6007-CAL-AGE-00-52-3100	Calculation Report for Miscellaneous Stair Foundation Alpha Plant	Calculation	0	CIVIL -1	VENDOR	Approval
3296	6007-CAL-AGE-00-52-7100	Calculation Report for Miscellaneous Stair Foundation Beta Plant	Calculation	0	CIVIL -1	VENDOR	Approval

ABENER TEYMA
MOJAVE

Compliance No.:		GEN-2					
Job :		Mojave Solar Project					
Date: 7/8/14		Description: Civil Master Drawing List					
Line No.	Sheet No.	Description	Type of Document	Revision Number	Applicable Condition of Certification	Vendor Supplied or EOR	Reason for Submittal
3297	6007-PLN-AGE-00-52-3100	Mojave Solar Project. Field Alpha Miscellaneous Stairs Foundation Cover Sheet	Drawing	0	CIVIL -1	VENDOR	Approval
3298	6007-PLN-AGE-00-52-3101	Mojave Solar Project. Field Alpha Miscellaneous Stairs Foundation General Notes	Drawing	0	CIVIL -1	VENDOR	Approval
3299	6007-PLN-AGE-00-52-3102	Mojave Solar Project. Field Alpha Miscellaneous Stairs Foundation Section and Details	Drawing	2	CIVIL -1	VENDOR	Approval
3300	6007-PLN-AGE-00-52-7100	Mojave Solar Project. Field Beta Miscellaneous Stairs Foundation Cover Sheet	Drawing	0	CIVIL -1	VENDOR	Approval
3301	6007-PLN-AGE-00-52-7101	Mojave Solar Project. Field Beta Miscellaneous Stairs Foundation General Notes	Drawing	0	CIVIL -1	VENDOR	Approval
3302	6007-PLN-AGE-00-52-7102	Mojave Solar Project. Field Beta Miscellaneous Stairs Foundation Section and Details	Drawing	2	CIVIL -1	VENDOR	Approval
3303	6007-CAL-ATM-00-52-0818	Calculation Report for Turnstile Foundation	Calculation	0	CIVIL -1	VENDOR	Approval
3304	6007-PLN-ATM-00-52-0818	Mojave Solar Plant. Alpha Plant Turnstile Foundation Cover Sheet	Drawing	0	CIVIL -1	VENDOR	Approval
3305	6007-PLN-ATM-00-52-0819	Mojave Solar Plant. Alpha Plant Turnstile Foundation General Notes	Drawing	0	CIVIL -1	VENDOR	Approval
3306	6007-PLN-ATM-00-52-0820	Mojave Solar Plant. Alpha Plant Turnstile Foundation	Drawing	0	CIVIL -1	VENDOR	Approval
3307	1 OF 1 FOUNDATION PLAN A	Foundation Plan A	Drawing	NA	CIVIL -1	VENDOR	Approval
3308	1 OF 1 FOUNDATION PLAN B	Foundation Plan B	Drawing	NA	CIVIL -1	VENDOR	Approval
3309	1 OF 5 COVER A	Cover Sheet	Drawing	NA	CIVIL -1	VENDOR	Approval
3310	1 OF 5 COVER B	Cover Sheet	Drawing	NA	CIVIL -1	VENDOR	Approval
3311	2 OF 5 ANCHOR BOLT PLAN & ROOF PLAN A	Anchor Bolt Plan & Roof Plan	Drawing	NA	CIVIL -1	VENDOR	Approval
3312	2 OF 5 ANCHOR BOLT PLAN & ROOF PLAN B	Anchor Bolt Plan & Roof Plan	Drawing	NA	CIVIL -1	VENDOR	Approval
3313	3 OF 5 ELEVATIONS & CROSS SECTION A	Elevations & Cross Section	Drawing	NA	CIVIL -1	VENDOR	Approval
3314	3 OF 5 ELEVATIONS & CROSS SECTION B	Elevations & Cross Section	Drawing	NA	CIVIL -1	VENDOR	Approval
3315	4 OF 5 GENERAL DETAILS A	General Details	Drawing	NA	CIVIL -1	VENDOR	Approval
3316	4 OF 5 GENERAL DETAILS B	General Details	Drawing	NA	CIVIL -1	VENDOR	Approval
3317	5 OF 5 GENERAL DETAILS A	General Details	Drawing	NA	CIVIL -1	VENDOR	Approval
3318	5 OF 5 GENERAL DETAILS B	General Details	Drawing	NA	CIVIL -1	VENDOR	Approval
3319	6007-PLN-ATM-00-51-0816	Mojave Solar Project. Alpha Plant. Warehouse	Drawing	0	CIVIL -1	VENDOR	Approval
3320	6007-PLN-ATM-00-51-0817	Mojave Solar Project. Beta Plant. Warehouse	Drawing	0	CIVIL -1	VENDOR	Approval
3321	6007-PLN-ATM-18-52-0050	Warehouse Electrical Layout. Alpha & Beta Plants	Drawing	0	CIVIL -1	VENDOR	Approval
3322	6007-PLN-ATM-27-23-P590	Alpha Electrical Panel PP-5203 Warehouse Building	Drawing	0	CIVIL -1	VENDOR	Approval
3323	6007-PLN-ATM-27-23-P690	Beta Electrical Panel PP-5203 Warehouse Building	Drawing	0	CIVIL -1	VENDOR	Approval
3324	6007-PLN-ATP-27-23-P505	Alpha Electrical Panel PP-5211 Warehouse Building #22	Drawing	14	CIVIL -1	VENDOR	Approval
3325	6007-PLN-ATP-27-23-P605	Beta Electrical Panel PP-15211 Warehouse Building #22	Drawing	13	CIVIL -1	VENDOR	Approval
3326	FOUNDATION CALCS A	Foundation for Metal Building	Drawing	NA	CIVIL -1	VENDOR	Approval
3327	FOUNDATION CALCS B	Foundation for Metal Building	Drawing	NA	CIVIL -1	VENDOR	Approval
3328	STRUCTURAL CALCS A	Structural Calculations	Drawing	NA	CIVIL -1	VENDOR	Approval
3329	STRUCTURAL CALCS B	Structural Calculations	Drawing	NA	CIVIL -1	VENDOR	Approval

Compliance No.: GEN-2
Job: Mojave Solar Project
Date: 07/08/2014
Description: Electrical Site Drawings List - Alpha&Beta

Line No.	Sheet No.	Description	Type of Document	Revision Number	Applicable Condition of Certification	Vendor Supplied or EOR	Reason for Submittal
1	6007-PLN-ATP-00-21-O001	Electrical One-Line Diagram Symbol List	Drawing	NA	ELEC-1 (TYP)	Vendor	Approval
2	6007-PLN-ATP-00-21-O010	Overall One-Line Diagram-Alpha Site	Drawing	NA	ELEC-1 (TYP)	Vendor	Approval
3	6007-PLN-ATP-18-52-R101	Electrical Layout Building #22 Main Electric Station-Alpha Site	Drawing	NA	ELEC-1 (TYP)	Vendor	Approval
4	6007-PLN-ATP-18-52-R102	Electrical Layout Building #27 HTF Station-Alpha Site	Drawing	NA	ELEC-1 (TYP)	Vendor	Approval
5	6007-PLN-ATP-18-52-R103	Electrical Layout Building #26 Cooling Water Station-Alpha Site	Drawing	NA	ELEC-1 (TYP)	Vendor	Approval
6	6007-PLN-ATP-18-52-R104	Electrical Layout Building #13 STG1 Station-Alpha Site	Drawing	NA	ELEC-1 (TYP)	Vendor	Approval
7	6007-PLN-ATP-18-52-R106	Building Layout 101 SUB 001 Solar Field Station-Alpha Site	Drawing	NA	ELEC-1 (TYP)	Vendor	Approval
8	6007-PLN-ATP-18-52-R107	Building Layout 102 SUB 001 Solar Field Station-Alpha Site	Drawing	NA	ELEC-1 (TYP)	Vendor	Approval
9	6007-PLN-ATP-18-52-R108	Building Layout 103 SUB 001 Solar Field Station-Alpha Site	Drawing	NA	ELEC-1 (TYP)	Vendor	Approval
10	6007-PLN-ATP-18-52-R109	Building Layout 104 SUB 001 Solar Field Station-Alpha Site	Drawing	NA	ELEC-1 (TYP)	Vendor	Approval
11	6007-PLN-ATP-23-21-O105	General One-Line Diagram 230KV Substation-Alpha Site	Drawing	NA	ELEC-1 (TYP)	Vendor	Approval
12	6007-PLN-ATP-23-21-O107	General One-Line Diagram 230KV Substation Utility Interconnection-Alpha/Beta Site	Drawing	NA	ELEC-1 (TYP)	Vendor	Approval
13	6007-PLN-ATP-23-21-O108	Metering And Relaying One-Line Key Plan-Alpha Site	Drawing	NA	ELEC-1 (TYP)	Vendor	Approval
14	6007-PLN-ATP-23-21-O109	Metering And Relaying One-Line Diagram STG1-Alpha Site	Drawing	NA	ELEC-1 (TYP)	Vendor	Approval
15	6007-PLN-ATP-23-21-O110	Metering And Relaying One-Line Diagram APT1-Alpha Site	Drawing	NA	ELEC-1 (TYP)	Vendor	Approval
16	6007-PLN-ATP-23-21-O113	Metering And Relaying One-Line 230 KV Transmission Line-Alpha Site	Drawing	NA	ELEC-1 (TYP)	Vendor	Approval
17	6007-PLN-ATP-23-21-O114	Metering And Relaying Substation Trip/Close Control Logic One Line-Alpha Site	Drawing	NA	ELEC-1 (TYP)	Vendor	Approval
18	6007-PLN-ATP-23-22-B106	DC Schematic STG1 Protection-Alpha Site	Drawing	NA	ELEC-1 (TYP)	Vendor	Approval
19	6007-PLN-ATP-23-22-B108	DC Schematic STG1 Unit Protection-Alpha Site	Drawing	NA	ELEC-1 (TYP)	Vendor	Approval
20	6007-PLN-ATP-23-22-B109	DC Schematic Excitation Protection STG1-Alpha Site	Drawing	NA	ELEC-1 (TYP)	Vendor	Approval
21	6007-PLN-ATP-23-22-B110	DC Schematic Aux Power Transformer & Transmission Line Protection-Alpha Site	Drawing	NA	ELEC-1 (TYP)	Vendor	Approval
22	6007-PLN-ATP-23-22-B116	AC Schematic Syncronization Bus STG1-Alpha Site	Drawing	NA	ELEC-1 (TYP)	Vendor	Approval
23	6007-PLN-ATP-23-22-B117	DC Schematic Syncronization Bus STG1-Alpha Site	Drawing	NA	ELEC-1 (TYP)	Vendor	Approval
24	6007-PLN-ATP-23-38-R100	230kV Substation Layout Plan View-Alpha Site	Drawing	NA	ELEC-1 (TYP)	Vendor	Approval
25	6007-PLN-ATP-26-01-R100	230 KV Transmission Line Layout Plan-Alpha Site	Drawing	NA	ELEC-1 (TYP)	Vendor	Approval
26	6007-PLN-ATP-26-38-R105	230 KV Substation Layout-Alpha/Beta Site	Drawing	NA	ELEC-1 (TYP)	Vendor	Approval
27	6007-PLN-ATP-27-21-O160	480V Single Line LVSWGR-51 Building #13-Alpha Site	Drawing	NA	ELEC-1 (TYP)	Vendor	Approval
28	6007-PLN-ATP-27-21-O165	480V Single Line LVSWGR-53 Building #10-Alpha Site	Drawing	NA	ELEC-1 (TYP)	Vendor	Approval
29	6007-PLN-ATP-27-21-O170	480V Single-Line LVSWGR-54 Building #26-Alpha Site	Drawing	NA	ELEC-1 (TYP)	Vendor	Approval
30	6007-PLN-ATP-27-21-O175	480V Single-Line LVSWGR-36 Building #27-Alpha Site	Drawing	NA	ELEC-1 (TYP)	Vendor	Approval
31	6007-PLN-ATP-27-21-O305	480V Single-Line MCC-511 Building #13-Alpha Site	Drawing	NA	ELEC-1 (TYP)	Vendor	Approval
32	6007-PLN-ATP-27-21-O325	480V Single-Line MCC-541 Building #26-Alpha Site	Drawing	NA	ELEC-1 (TYP)	Vendor	Approval
33	6007-PLN-ATP-27-21-O335	480V Single-Line MCC-361 Electrical Building #27	Drawing	NA	ELEC-1 (TYP)	Vendor	Approval
34	6007-PLN-ATP-27-23-P505	Electrical Panel PP-512 Building #22-Alpha Site	Drawing	NA	ELEC-1 (TYP)	Vendor	Approval
35	6007-PLN-ATP-27-23-P506	Electrical Panel PP-51206 Building #22-Alpha Site	Drawing	NA	ELEC-1 (TYP)	Vendor	Approval
36	6007-PLN-ATP-27-23-P510	Electrical Panel PP-513 Building #13-Alpha Site	Drawing	NA	ELEC-1 (TYP)	Vendor	Approval
37	6007-PLN-ATP-27-23-P511	Electrical Panel PP-51306 Building #13-Alpha Site	Drawing	NA	ELEC-1 (TYP)	Vendor	Approval
38	6007-PLN-ATP-27-23-P515	Electrical Panel PP-531 Building #10-Alpha Site	Drawing	NA	ELEC-1 (TYP)	Vendor	Approval
39	6007-PLN-ATP-27-23-P520	Electrical Panel PP-532 Building #10-Alpha Site	Drawing	NA	ELEC-1 (TYP)	Vendor	Approval
40	6007-PLN-ATP-27-23-P525	Electrical Panel PP-543 Building #26-Alpha Site	Drawing	NA	ELEC-1 (TYP)	Vendor	Approval
41	6007-PLN-ATP-27-23-P526	Electrical Panel PP-54306 Building #26-Alpha Site	Drawing	NA	ELEC-1 (TYP)	Vendor	Approval
42	6007-PLN-ATP-27-23-P535	Electrical Panel PP-363 Building #27	Drawing	NA	ELEC-1 (TYP)	Vendor	Approval
43	6007-PLN-ATP-27-23-P536	Electrical Panel PP-36307 Building #27	Drawing	NA	ELEC-1 (TYP)	Vendor	Approval
44	6007-PLN-ATP-28-21-O100	One-Line Diagram 15kV Distribution System-Alpha Site	Drawing	NA	ELEC-1 (TYP)	Vendor	Approval
45	6007-PLN-ATP-28-21-O101	One-Line Diagram 15kV to 5kV VSD System-Alpha Site	Drawing	NA	ELEC-1 (TYP)	Vendor	Approval
46	6007-PLN-ATP-28-21-O102	One-Line Diagram 5kV Distribution System-Alpha Site	Drawing	NA	ELEC-1 (TYP)	Vendor	Approval
47	6007-PLN-ATP-28-21-O103	One-Line Diagram 5kV Distribution System-Alpha Site	Drawing	NA	ELEC-1 (TYP)	Vendor	Approval
48	6007-PLN-ATP-28-21-O108	230 KV Metering & Relaying Protection Zone One-Line-Alpha Site	Drawing	NA	ELEC-1 (TYP)	Vendor	Approval
49	6007-PLN-ATP-28-21-O110	230 KV Metering & Relaying One-Line - STG1 (STG2)-Alpha (Beta) Site	Drawing	NA	ELEC-1 (TYP)	Vendor	Approval
50	6007-PLN-ATP-28-21-O111	230 KV Metering & Relaying One-Line - APT1(APT2)-Alpha (Beta) Site	Drawing	NA	ELEC-1 (TYP)	Vendor	Approval
51	6007-PLN-ATP-28-21-O112	230 KV Metering & Relaying One-Line - TL1 (TL2) Alpha (Beta) Site	Drawing	NA	ELEC-1 (TYP)	Vendor	Approval
52	6007-PLN-ATP-28-21-O141	Solar Field Substation 101 SUB 001-Alpha Site	Drawing	NA	ELEC-1 (TYP)	Vendor	Approval
53	6007-PLN-ATP-28-21-O142	Solar Field Substation 102 SUB 001-Alpha Site	Drawing	NA	ELEC-1 (TYP)	Vendor	Approval
54	6007-PLN-ATP-28-21-O143	Solar Field Substation 103 SUB 001-Alpha Site	Drawing	NA	ELEC-1 (TYP)	Vendor	Approval
55	6007-PLN-ATP-28-21-O144	Solar Field Substation 104 SUB 001-Alpha Site	Drawing	NA	ELEC-1 (TYP)	Vendor	Approval
56	6007-PLN-ATP-28-21-O150	General One-Line Diagram 15 kV to 480V BOP Distribution System-Alpha Site	Drawing	NA	ELEC-1 (TYP)	Vendor	Approval
57	6007-PLN-ATP-28-22-B120	AC Schematic MVSWGR-1 Main Breaker 52-0-Alpha Site	Drawing	NA	ELEC-1 (TYP)	Vendor	Approval
58	6007-PLN-ATP-28-22-B121	DC Schematic Sheet 1 MVSWGR-1 Main Breaker 52-0-Alpha Site	Drawing	NA	ELEC-1 (TYP)	Vendor	Approval
59	6007-PLN-ATP-28-22-B122	DC Schematic Sheet 2 MVSWGR-1 Main Breaker 52-0-Alpha Site	Drawing	NA	ELEC-1 (TYP)	Vendor	Approval
60	6007-PLN-ATP-28-22-B125	AC Schematic DG1 Synchronizing Breaker 52-1-Alpha Site	Drawing	NA	ELEC-1 (TYP)	Vendor	Approval
61	6007-PLN-ATP-28-22-B126	DC Schematic Sheet 1 DG1 Synchronizing Breaker 52-1-Alpha Site	Drawing	NA	ELEC-1 (TYP)	Vendor	Approval
62	6007-PLN-ATP-28-22-B127	DC Schematic Sheet 2 DG1 Synchronizing Breaker 52-1-Alpha Site	Drawing	NA	ELEC-1 (TYP)	Vendor	Approval
63	6007-PLN-ATP-28-22-B128	AC & DC Schematic Diesel Generator DG1-Alpha Site	Drawing	NA	ELEC-1 (TYP)	Vendor	Approval
64	6007-PLN-ATP-28-22-B129	AC Schematic Synchronizing Bus-Alpha Site	Drawing	NA	ELEC-1 (TYP)	Vendor	Approval
65	6007-PLN-ATP-28-22-B130	DC Schematic DG1 Synchronizing Bus Sheet 1-Alpha Site	Drawing	NA	ELEC-1 (TYP)	Vendor	Approval
66	6007-PLN-ATP-28-22-B131	DC Schematic DG1 Synchronizing Bus Sheet 2-Alpha Site	Drawing	NA	ELEC-1 (TYP)	Vendor	Approval
67	6007-PLN-ATP-28-22-B132	AC Schematic MVSWGR 1 Feeder Breakers 52-2 thru 52-5-Alpha Site	Drawing	NA	ELEC-1 (TYP)	Vendor	Approval
68	6007-PLN-ATP-28-22-B133	DC Schematic Sheet 1 MVSWGR 1 Feeder Breakers 52-2 thru 52-5-Alpha Site	Drawing	NA	ELEC-1 (TYP)	Vendor	Approval
69	6007-PLN-ATP-28-22-B134	DC Schematic Sheet 2 MVSWGR 1 Feeder Breakers 52-2 thru 52-5-Alpha Site	Drawing	NA	ELEC-1 (TYP)	Vendor	Approval
70	6007-PLN-ATP-28-22-B135	MVSWGR-1 Communication Schematic-Alpha Site	Drawing	NA	ELEC-1 (TYP)	Vendor	Approval
71	6007-PLN-ATP-28-22-B136	MVSWGR-1 Digital Clocking Schematic-Alpha Site	Drawing	NA	ELEC-1 (TYP)	Vendor	Approval
72	6007-PLN-ATP-28-22-B140	AC & DC Schematic Variable Speed Drive VSD-31 Thru VSD-34-Alpha Site	Drawing	NA	ELEC-1 (TYP)	Vendor	Approval
73	6007-PLN-ATP-28-22-B141	Communication Schematic Variable Speed Drive VSD-31 Thru VSD-34-Alpha Site	Drawing	NA	ELEC-1 (TYP)	Vendor	Approval
74	6007-PLN-ATP-28-22-B145	AC & DC Schematic Variable Speed Drive VSD-44-Alpha Site	Drawing	NA	ELEC-1 (TYP)	Vendor	Approval
75	6007-PLN-ATP-28-22-B146	Communication Schematic Variable Speed Drive VSD-44-Alpha Site	Drawing	NA	ELEC-1 (TYP)	Vendor	Approval
76	6007-PLN-ATP-28-22-B150	AC & DC Schematic Medium Voltage Switch MVS-30-Alpha Site	Drawing	NA	ELEC-1 (TYP)	Vendor	Approval
77	6007-PLN-ATP-28-22-B153	Communication Schematic MVS-30-Alpha Site	Drawing	NA	ELEC-1 (TYP)	Vendor	Approval
78	6007-PLN-ATP-28-22-B155	AC & DC Schematic Medium Voltage Switch MVS-51 - MVS-57-Alpha Site	Drawing	NA	ELEC-1 (TYP)	Vendor	Approval
79	6007-PLN-ATP-28-22-B160	AC Schematic MVSWGR-4 Feeder Breaker 152-40 thru 43-Alpha Site	Drawing	NA	ELEC-1 (TYP)	Vendor	Approval
80	6007-PLN-ATP-28-22-B161	DC Schematic MVSWGR-4 Feeder Breaker 152-40 Thru 43-Alpha Site	Drawing	NA	ELEC-1 (TYP)	Vendor	Approval
81	6007-PLN-ATP-28-22-B162	DC Schematic Sheet 2 MVSWGR 4 Feeder Breakers 152-40 thru 152-43-Alpha Site	Drawing	NA	ELEC-1 (TYP)	Vendor	Approval
82	6007-PLN-ATP-28-22-B163	Communication Schematic MVSWGR-4-Alpha Site	Drawing	NA	ELEC-1 (TYP)	Vendor	Approval
83	6007-PLN-ATP-28-21-O001	Construction Temporary Power One Line Diagram	Drawing	NA	ELEC-1 (TYP)	Vendor	Approval
84	6007-PLN-ATP-28-21-O002	Construction Temporary Power Distribution- One Line Diagram	Drawing	NA	ELEC-1 (TYP)	Vendor	Approval
85	6007-PLN-ATP-28-21-O003	Construction Temporary Power Distribution- One Line Diagram	Drawing	NA	ELEC-1 (TYP)	Vendor	Approval
86	6007-PLN-ATP-28-21-O004	Construction Temporary Power Distribution- One Line Diagram	Drawing	NA	ELEC-1 (TYP)	Vendor	Approval
87	6007-PLN-ATP-28-21-P002	Construction Temporary Power Distribution Panel Schedules	Drawing	NA	ELEC-1 (TYP)	Vendor	Approval
88	6007-PLN-ATP-28-21-P003	Construction Temporary Power Distribution Panel Schedules	Drawing	NA	ELEC-1 (TYP)	Vendor	Approval
89	6007-PLN-ATP-28-21-P004	Construction Temporary Power Distribution Panel Schedules	Drawing	NA	ELEC-1 (TYP)	Vendor	Approval
90	6007-PLN-ATP-28-21-P005	Construction Temporary Power Distribution Panel Schedules	Drawing	NA	ELEC-1 (TYP)	Vendor	Approval
91	6007-PLN-ATP-28-21-P007	Construction Temporary Power Distribution Panel Schedules	Drawing	NA	ELEC-1 (TYP)	Vendor	Approval
92	6007-PLN-ATP-28-21-R001	Construction Temporary Power Electrical Site Plan	Drawing	NA	ELEC-1 (TYP)	Vendor	Approval
93	6007-PLN-ATP-28-21-R002	Construction Temporary Power for Alpha Plant	Drawing	NA	ELEC-1 (TYP)	Vendor	Approval
94	6007-PLN-ATP-28-21-R003	Construction Temporaty Power for Beta Plant	Drawing	NA	ELEC-1 (TYP)	Vendor	Approval
95	6007-PLN-AGE-57-33-1000	Solar Field Grounding System General Details	Drawing	NA	ELEC-1 (TYP)	Vendor	Approval
96	6007-PLN-AGE-57-33-1002	Solar Field Grounding System General Typical Solar Collector Type 1 Details	Drawing	NA	ELEC-1 (TYP)	Vendor	Approval
97	6007-PLN-AGE-57-33-1003	Solar Field Grounding System General Typical Solar Collector Type 2 Details	Drawing	NA	ELEC-1 (TYP)	Vendor	Approval
98	6007-PLN-AGE-57-33-1004	Solar Field Barrier Fence Grounding Details	Drawing	NA	ELEC-1 (TYP)	Vendor	Approval
99	6007-PLN-AGE-57-33-1005	Solar Field Perimeter and Wind Fence Grounding Details	Drawing	NA	ELEC-1 (TYP)	Vendor	Approval
100	6007-PLN-AGE-57-33-1006	Solar Field Screening Fence Grounding Details	Drawing	NA	ELEC-1 (TYP)	Vendor	Approval
101	6007-PLN-AGE-57-33-1007	Solar Field Grounding System General Details	Drawing	NA	ELEC-1 (TYP)	Vendor	Approval
102	6007-PLN-AGE-57-33-2000	Alpha Plant Solar Field General Grounding	Drawing	NA	ELEC-1 (TYP)	Vendor	Approval
103	6007-PLN-AGE-57-33-2001	Mojave. Solar Field Grounding System Cover Sheet. Alpha	Drawing	NA	ELEC-1 (TYP)	Vendor	Approval
104	6007-PLN-AGE-57-33-2002	Mojave. Solar Field Grounding System General Notes. Alpha	Drawing	NA	ELEC-1 (TYP)	Vendor	Approval
105	6007-PLN-AGE-57-33-2006	Alpha Plant. Solar Field 103 Shed for HTF Valves Panelboard Grounding Plan (East Valve Area)	Drawing	NA	ELEC-1 (TYP)	Vendor	Approval
106	6007-PLN-AGE-57-33-2101	Alpha Plant Solar Field 101 Grounding Plan	Drawing	NA	ELEC-1 (TYP)	Vendor	Approval
107	6007-PLN-AGE-57-33-2102	Alpha Plant Solar Field 102 Grounding Plan	Drawing	NA	ELEC-1 (TYP)	Vendor	Approval
108	6007-PLN-AGE-57-33-2103	Alpha Plant Solar Field 103 Grounding Plan	Drawing	NA	ELEC-1 (TYP)	Vendor	Approval
109	6007-PLN-AGE-57-33-2104	Alpha Plant Solar Field 104 Grounding Plan	Drawing	NA	ELEC-1 (TYP)	Vendor	Approval
110	6007-PLN-AGE-57-33-6000	Beta Plant Solar Field General Grounding	Drawing	NA	ELEC-1 (TYP)	Vendor	Approval
111	6007-PLN-AGE-57-33-6001	Mojave. Solar Field Grounding System Cover Sheet. Beta	Drawing	NA	ELEC-1 (TYP)	Vendor	Approval
112	6007-PLN-AGE-57-33-6002	Mojave. Solar Field Grounding System General Notes. Beta	Drawing	NA	ELEC-1 (TYP)	Vendor	Approval
113	6007-PLN-AGE-57-33-6006	Beta Plant. Solar Field 109 Shed for HTF Valve Panelboard Grounding Plan (East Valve Area)	Drawing	NA	ELEC-1 (TYP)	Vendor	Approval
114	6007-PLN-AGE-57-33-6007	Beta Plant. Solar Field 107 Shed for HTF Valves Panelboard Grounding Plan (North Valve Area)	Drawing	NA	ELEC-1 (TYP)	Vendor	Approval
115	6007-PLN-AGE-57-33-6008	Beta Plant. Solar Field 109 Shed for HTF Valve Panelboard Grounding Plan (South Valve Area)	Drawing	NA	ELEC-1 (TYP)	Vendor	Approval
116	6007-PLN-AGE-57-33-6105	Beta Plant Solar Field 105 Grounding Plan	Drawing	NA	ELEC-1 (TYP)	Vendor	Approval
117	6007-PLN-AGE-57-33-6106	Beta Plant Solar Field 106 Grounding Plan	Drawing	NA	ELEC-1 (TYP)	Vendor	Approval
118	6007-PLN-AGE-57-33-6107	Beta Plant Solar Field 107 Grounding Plan	Drawing	NA	ELEC-1 (TYP)	Vendor	Approval

Compliance No.: GEN-2
Job: Mojave Solar Project
Date: 07/08/2014
Description: Electrical Site Drawings List - Alpha&Beta

Line No.	Sheet No.	Description	Type of Document	Revision Number	Applicable Condition of Certification	Vendor Supplied or EOR	Reason for Submittal
119	6007-PLN-AGE-57-33-6108	Beta Plant Solar Field 108 Grounding Plan	Drawing	NA	ELEC-1 (TYP)	Vendor	Approval
120	6007-PLN-AGE-57-33-6109	Beta Plan Solar Field 109 Grounding Plan	Drawing	NA	ELEC-1 (TYP)	Vendor	Approval
121		BV Comment Letter ELEC 1-6.00 PC1 Abengoa Response	Drawing	NA	ELEC-1 (TYP)	Vendor	Approval
122	6007-PLN-GFG00-50-C449	Fence Detail	Drawing	NA	ELEC-1 (TYP)	Vendor	Approval
123	6007-PLN-AGE57-33-2000	GENERAL GROUNDING ALPHA	Drawing	NA	ELEC-1 (TYP)	Vendor	Approval
124	6007-PLN-AGE57-33-2001	COVER SHEET ALPHA	Drawing	NA	ELEC-1 (TYP)	Vendor	Approval
125	6007-PLN-AGE57-33-2002	GENERAL NOTES ALPHA	Drawing	NA	ELEC-1 (TYP)	Vendor	Approval
126	6007-PLN-AGE57-33-2003	EAST VALVE AREA GROUNDING PLAN ALPHA	Drawing	NA	ELEC-1 (TYP)	Vendor	Approval
127	6007-PLN-AGE57-33-2101	101 GROUNDING PLAN ALPHA	Drawing	NA	ELEC-1 (TYP)	Vendor	Approval
128	6007-PLN-AGE57-33-2102	102 GROUNDING PLAN ALPHA	Drawing	NA	ELEC-1 (TYP)	Vendor	Approval
129	6007-PLN-AGE57-33-2103	103 GROUNDING PLAN ALPHA	Drawing	NA	ELEC-1 (TYP)	Vendor	Approval
130	6007-PLN-AGE57-33-2104	104 GROUNDING PLAN ALPHA	Drawing	NA	ELEC-1 (TYP)	Vendor	Approval
131	6007-PLN-AGE57-33-6000	GENERAL GROUNDING BETA	Drawing	NA	ELEC-1 (TYP)	Vendor	Approval
132	6007-PLN-AGE57-33-6001	COVER SHEET BETA	Drawing	NA	ELEC-1 (TYP)	Vendor	Approval
133	6007-PLN-AGE57-33-6002	GENERAL NOTES BETA	Drawing	NA	ELEC-1 (TYP)	Vendor	Approval
134	6007-PLN-AGE57-33-6006	EAST VALVE AREA GROUNDING PLAN BETA	Drawing	NA	ELEC-1 (TYP)	Vendor	Approval
135	6007-PLN-AGE57-33-6007	NORTH VALVE AREA GROUNDING PLAN BETA	Drawing	NA	ELEC-1 (TYP)	Vendor	Approval
136	6007-PLN-AGE57-33-6008	SOUTH VALVE AREA GROUNDING PLAN BETA	Drawing	NA	ELEC-1 (TYP)	Vendor	Approval
137	6007-PLN-AGE57-33-6105	105 GROUNDING PLAN BETA	Drawing	NA	ELEC-1 (TYP)	Vendor	Approval
138	6007-PLN-AGE57-33-6106	106 GROUNDING PLAN BETA	Drawing	NA	ELEC-1 (TYP)	Vendor	Approval

Compliance No.: GEN-2
Job: Mojave Solar Project
Date: 07/08/2014
Description: Electrical Site Drawings List - Alpha&Beta

Line No.	Sheet No.	Description	Type of Document	Revision Number	Applicable Condition of Certification	Vendor Supplied or EOR	Reason for Submittal
139	6007-PLN-AGE57-33-6107	107 GROUNDING PLAN BETA	Drawing	NA	ELEC-1 (TYP)	Vendor	Approval
140	6007-PLN-AGE57-33-6108	108 GROUNDING PLAN BETA	Drawing	NA	ELEC-1 (TYP)	Vendor	Approval
141	6007-PLN-AGE57-33-6109	109 GROUNDING PLAN BETA	Drawing	NA	ELEC-1 (TYP)	Vendor	Approval
142	6007-PLN-AGE57-33-1000	GROUNDING SYSTEM GENERAL Details	Drawing	NA	ELEC-1 (TYP)	Vendor	Approval
143	6007-PLN-AGE57-33-1002	TYPE 1 DETAILS	Drawing	NA	ELEC-1 (TYP)	Vendor	Approval
144	6007-PLN-AGE57-33-1003	TYPE 2 DETAILS	Drawing	NA	ELEC-1 (TYP)	Vendor	Approval
145	6007-PLN-AGE57-33-1004	BARRIER FENCE GROUNDING DETAILS	Drawing	NA	ELEC-1 (TYP)	Vendor	Approval
146	6007-PLN-AGE57-33-1005	PERIMETER AND WIND FENCE GROUNDING DETAILS	Drawing	NA	ELEC-1 (TYP)	Vendor	Approval
147	6007-PLN-AGE57-33-1006	SCREENING FENCE GROUNDING DETAILS	Drawing	NA	ELEC-1 (TYP)	Vendor	Approval
148	6007-PLN-AGE57-33-1007	GROUNDING SYSTEM GENERAL DETAILS	Drawing	NA	ELEC-1 (TYP)	Vendor	Approval
149	6007-PLN-ATP61-33-G003	Sketch 3 Alpha DB-7 Print	Drawing	NA	ELEC-1 (TYP)	Vendor	Approval
150	Sketch Alpha DB7 Layout 2 Print	Sketch Alpha DB7 Layout 2 Print	Drawing	NA	ELEC-1 (TYP)	Vendor	Approval
151	Sketch Alpha DB7 Print	Sketch Alpha DB7 Print	Drawing	NA	ELEC-1 (TYP)	Vendor	Approval
152	Sketch Alpha Trailers UDS 19,20,21 Layout 2 Print	Sketch Alpha Trailers UDS 19,20,21 Layout 2 Print	Drawing	NA	ELEC-1 (TYP)	Vendor	Approval
153	Sketch Alpha Trailers UDS 19,20,21 Print	Sketch Alpha Trailers UDS 19,20,21 Print	Drawing	NA	ELEC-1 (TYP)	Vendor	Approval
154	6007-PLN-AGE-21-33-1101	Steam Generation Area Grounding Package Cover sheet Alpha Plant	Drawing	NA	ELEC-1 (TYP)	Vendor	Approval
155	6007-PLN-AGE-21-33-1111	Steam Generation Area Grounding Package General notes Alpha Plant	Drawing	NA	ELEC-1 (TYP)	Vendor	Approval
156	6007-PLN-AGE-21-33-1501	Steam Generation Area Grounding Package Cover sheet Beta Plant	Drawing	NA	ELEC-1 (TYP)	Vendor	Approval
157	6007-PLN-AGE-21-33-1502	Steam Generation Area Grounding Package General notes Beta Plant	Drawing	NA	ELEC-1 (TYP)	Vendor	Approval
158	6007-PLN-AGE-21-33-5101	SG Grounding System Alpha Plant	Drawing	NA	ELEC-1 (TYP)	Vendor	Approval
159	6007-PLN-AGE-21-33-5111	SG Grounding System Details Alpha Plant	Drawing	NA	ELEC-1 (TYP)	Vendor	Approval
160	6007-PLN-AGE-21-33-5112	SG Grounding System Reheater Details Alpha Plant	Drawing	NA	ELEC-1 (TYP)	Vendor	Approval
161	6007-PLN-AGE-21-33-9501	SG Grounding System Beta Plant	Drawing	NA	ELEC-1 (TYP)	Vendor	Approval
162	6007-PLN-AGE-21-33-9511	SG Grounding System Details Beta Plant	Drawing	NA	ELEC-1 (TYP)	Vendor	Approval
163	6007-PLN-AGE57-35-0015	Solar Field %th Ruting System Detail Ruting TT Loop	Drawing	NA	ELEC-1 (TYP)	Vendor	Approval
164	6007-PLN-AGE57-35-0012	Solar Field Cable Trenching Details for Cable Routing Between CCps	Drawing	NA	ELEC-1 (TYP)	Vendor	Approval
165	6007-PLN-AGE57-35-0013	Solar Field Cable Trenching Details for Cable Routing with Basins Between CCps	Drawing	NA	ELEC-1 (TYP)	Vendor	Approval
166	6007-PLN-AGE57-35-0014	Solar Field Cable Trenching Detail MC Cable Routing Close CCPs	Drawing	NA	ELEC-1 (TYP)	Vendor	Approval
167	6007-PLN-AGE58-33-5201	Alpha Plan. HTF Overflow Tank (A-MT-204A) Grounding Plan	Drawing	NA	ELEC-1 (TYP)	Vendor	Approval
168	6007-PLN-AGE58-33-5202	Alpha Plan. HTF Overflow Tank (A-MT-204B) Grounding Plan	Drawing	NA	ELEC-1 (TYP)	Vendor	Approval
169	6007-PLN-AGE59-33-7201	Beta Plan. HTF Overflow Tank (B-MT-204A) Grounding Plan	Drawing	NA	ELEC-1 (TYP)	Vendor	Approval
170	6007-PLN-AGE59-33-7201	Beta Plan. HTF Overflow Tank (B-MT-204B) Grounding Plan	Drawing	NA	ELEC-1 (TYP)	Vendor	Approval
171	6007-PLN-AGE67-33-1421	Cooling Towers Grounding Package. Cover Sheet-Alpha Plant	Drawing	NA	ELEC-1 (TYP)	Vendor	Approval
172	6007-PLN-AGE67-33-1431	Cooling Towers Grounding Package. General Notes-Alpha Plant	Drawing	NA	ELEC-1 (TYP)	Vendor	Approval
173	6007-PLN-AGE67-33-1821	Cooling Towers Grounding Package. Cover Sheet. Beta	Drawing	NA	ELEC-1 (TYP)	Vendor	Approval
174	6007-PLN-AGE67-33-1831	Cooling Towers Grounding Package. General Notes. Beta	Drawing	NA	ELEC-1 (TYP)	Vendor	Approval
175	6007-PLN-AGE67-33-5421	Cooling Towers Grounding Plan-Alpha plant	Drawing	NA	ELEC-1 (TYP)	Vendor	Approval
176	6007-PLN-AGE67-33-5422	Cooling Towers Grounding Details-Alpha plant	Drawing	NA	ELEC-1 (TYP)	Vendor	Approval
177	6007-PLN-AGE67-33-9821	Cooling Tower grounding Plan-Beta Plant	Drawing	NA	ELEC-1 (TYP)	Vendor	Approval
178	6007-PLN-AGE67-33-9822	Cooling Towers Grounding Details-Beta plant	Drawing	NA	ELEC-1 (TYP)	Vendor	Approval
179	6007-PLN-AGE67-33-0001	Polisher Feed Tank Details	Drawing	NA	ELEC-1 (TYP)	Vendor	Approval
180	6007-PLN-AGE67-33-1001	Polisher feed tank Grounding Package General Notes	Drawing	NA	ELEC-1 (TYP)	Vendor	Approval
181	6007-PLN-AGE67-33-1441	Polisher feed tank Grounding Package Cover Sheet-Alpha Plant	Drawing	NA	ELEC-1 (TYP)	Vendor	Approval
182	6007-PLN-AGE67-33-1851	Polisher Feed tank Grounding Package Cover Sheet-Beta Plant	Drawing	NA	ELEC-1 (TYP)	Vendor	Approval
183	6007-PLN-AGE67-33-5431	Polisher Feed Tank Grounding Plan-Alpha Plant	Drawing	NA	ELEC-1 (TYP)	Vendor	Approval
184	6007-PLN-AGE67-33-9831	Polisher Feed Tank Grounding Plan-Beta Plant	Drawing	NA	ELEC-1 (TYP)	Vendor	Approval
185	6007-PLN-AGE25-33-0001	Polished Water Tank Details	Drawing	NA	ELEC-1 (TYP)	Vendor	Approval
186	6007-PLN-AGE25-33-1001	Polished Water tank Grounding Package General Notes	Drawing	NA	ELEC-1 (TYP)	Vendor	Approval
187	6007-PLN-AGE25-33-1322	Polished Water tank Grounding Package Cover Sheet-Alpha Plant	Drawing	NA	ELEC-1 (TYP)	Vendor	Approval
188	6007-PLN-AGE25-33-1705	Polished Water tank Grounding Package Cover Sheet-Beta Plant	Drawing	NA	ELEC-1 (TYP)	Vendor	Approval
189	6007-PLN-AGE25-33-5322	Polished Water Tank Grounding Plan-Alpha Plant	Drawing	NA	ELEC-1 (TYP)	Vendor	Approval
190	6007-PLN-AGE25-33-9722	Polished Water Tank Grounding Plan-Beta Plant	Drawing	NA	ELEC-1 (TYP)	Vendor	Approval
191	6007-PLN-AGE67-33-1463	Cooling Tower Blow Down Tank Grounding Package Cover Sheet_Alpha Plant	Drawing	NA	ELEC-1 (TYP)	Vendor	Approval
192	6007-PLN-AGE67-33-1473	Cooling Tower Blow down Tank Grounding Package General Notes_Alpha Plant	Drawing	NA	ELEC-1 (TYP)	Vendor	Approval
193	6007-PLN-AGE67-33-1863	Cooling Tower Blow Down Tank Grounding Package Cover Sheet_Beta Plant	Drawing	NA	ELEC-1 (TYP)	Vendor	Approval
194	6007-PLN-AGE67-33-1873	Cooling Tower Blow Down tank Grounding Package General Notes_beta Plant	Drawing	NA	ELEC-1 (TYP)	Vendor	Approval
195	6007-PLN-AGE67-33-5414	Cooling Tower Blow Down Tank Grounding Details_Alpha Plant	Drawing	NA	ELEC-1 (TYP)	Vendor	Approval
196	6007-PLN-AGE67-33-5443	Cooling Tower Blow down Tank Grounding Plan_Alpha Plant	Drawing	NA	ELEC-1 (TYP)	Vendor	Approval
197	6007-PLN-AGE67-33-9814	Cooling Tower Blow Down Tank Grounding Details_Beta Plant	Drawing	NA	ELEC-1 (TYP)	Vendor	Approval
198	6007-PLN-AGE67-33-9843	Cooling Tower Blow Down Tank Grounding Plan_Beta Plant	Drawing	NA	ELEC-1 (TYP)	Vendor	Approval
199	6007-PLN-AGE67-33-1462	Process Make up water tank Grounding Package Cover Sheet_Alpha Plant	Drawing	NA	ELEC-1 (TYP)	Vendor	Approval
200	6007-PLN-AGE67-33-1472	Process Make-up water tank Grounding Package General Notes_Alpha Plant	Drawing	NA	ELEC-1 (TYP)	Vendor	Approval
201	6007-PLN-AGE67-33-1862	Process Make up water tank Grounding Package Cover Sheet_Beta Plant	Drawing	NA	ELEC-1 (TYP)	Vendor	Approval
202	6007-PLN-AGE67-33-1872	Process Make-up water tank Grounding Package General Notes_Beta Plant	Drawing	NA	ELEC-1 (TYP)	Vendor	Approval
203	6007-PLN-AGE67-33-5413	Process Make up Water tank Grounding Details_Alpha Plant	Drawing	NA	ELEC-1 (TYP)	Vendor	Approval
204	6007-PLN-AGE67-33-5442	Process Make up Water Tank Grounding Plan_Alpha Plant	Drawing	NA	ELEC-1 (TYP)	Vendor	Approval
205	6007-PLN-AGE67-33-9813	Process Make up Water tank Grounding Details_Beta Plant	Drawing	NA	ELEC-1 (TYP)	Vendor	Approval
206	6007-PLN-AGE67-33-9842	Process Make up Water Tank Grounding Plan_Beta Plant	Drawing	NA	ELEC-1 (TYP)	Vendor	Approval
207	AMMC Application FO Optral DSP-1 Binder	AMMC Application FO Optral DSP-1 Binder	Drawing	NA	ELEC-1 (TYP)	Vendor	Approval
208	6007-PLN-AGE25-33-9721	Turbine/Condenser/Generator Grounding Pan Beta Plant	Drawing	NA	ELEC-1 (TYP)	Vendor	Approval
209	6007-PLN-AGE25-33-5321	Turbine/Condenser/Generator Grounding Pan Alpha Plant	Drawing	NA	ELEC-1 (TYP)	Vendor	Approval
210	6007-PLN-AGE25-33-1704	Turbine/Condenser/Generator Grounding Package General Notes. Beta Plant	Drawing	NA	ELEC-1 (TYP)	Vendor	Approval
211	6007-PLN-AGE25-33-1703	Turbine/Condenser/Generator Grounding Package Cover Sheet. Beta Plant	Drawing	NA	ELEC-1 (TYP)	Vendor	Approval
212	6007-PLN-AGE25-33-1331	Turbine/Condenser/Generator Grounding Package General Notes. Alpha Plant	Drawing	NA	ELEC-1 (TYP)	Vendor	Approval
213	6007-PLN-AGE25-33-1321	Turbine/Condenser/Generator Grounding Package Cover Sheet. Alpha Plant	Drawing	NA	ELEC-1 (TYP)	Vendor	Approval
214	6007-PLN-AGE25-33-0002	Power Block Grounding Details	Drawing	NA	ELEC-1 (TYP)	Vendor	Approval
215	6007-PLN-AGE-57-31-0022	Solar Field Cable Trenching Details MC Cable Routing Close CCP's with Grounding Cable	Drawing	NA	ELEC-1 (TYP)	Vendor	Approval
216	6007-PLN-AGE-57-33-1003	Solar Field Grounding System Typical Solar Collectors Type 2 Details	Drawing	NA	ELEC-1 (TYP)	Vendor	Approval
217	6007-PLN-AGE-57-33-1007	Solar Field Grounding System General details	Drawing	NA	ELEC-1 (TYP)	Vendor	Approval
218	6007-PLN-AGE-57-33-6106	Beta Plant Solar Field 106 Grounding Plan	Drawing	NA	ELEC-1 (TYP)	Vendor	Approval
219	6007-PLN-AGE-57-31-0021	Solar Field Cable Trenching Details For Cable Routing With Basins Between CCP's with Grounding Cable	Drawing	NA	ELEC-1 (TYP)	Vendor	Approval
220	6007-PLN-AGE-57-33-1009	Solar Field Grounding System Typical Solar Collectors Type 4 Details	Drawing	NA	ELEC-1 (TYP)	Vendor	Approval
221	6007-PLN-AGE-57-33-2101	Alpha Plant Solar Field 101 Grounding Plan	Drawing	NA	ELEC-1 (TYP)	Vendor	Approval
222	6007-PLN-AGE-57-33-2103	Alpha Plant Solar Field 103 Grounding Plan	Drawing	NA	ELEC-1 (TYP)	Vendor	Approval
223	6007-PLN-AGE-57-33-2102	Alpha Plant Solar Field 102 Grounding Plan	Drawing	NA	ELEC-1 (TYP)	Vendor	Approval
224	6007-PLN-AGE-57-33-6107	Beta Plant Solar Field 107 Grounding Plan	Drawing	NA	ELEC-1 (TYP)	Vendor	Approval
225	6007-PLN-AGE-57-33-6105	Beta Plant Solar Field 105 Grounding Plan	Drawing	NA	ELEC-1 (TYP)	Vendor	Approval
226	6007-PLN-AGE-57-33-6108	Beta Plant Solar Field 108 Grounding Plan	Drawing	NA	ELEC-1 (TYP)	Vendor	Approval
227	6007-PLN-AGE-57-33-2104	Alpha Plant Solar Field 104 Grounding Plan	Drawing	NA	ELEC-1 (TYP)	Vendor	Approval
228	6007-PLN-AGE-57-33-1002	Solar Field Grounding System Typical Solar Collector Type 1 Details	Drawing	NA	ELEC-1 (TYP)	Vendor	Approval
229	6007-PLN-AGE-57-33-1008	Solar Field Grounding System Typical Solar Collector Type 3 Details	Drawing	NA	ELEC-1 (TYP)	Vendor	Approval
230	6007-PLN-AGE-57-33-6109	Beta Plant Solar Field 109 Grounding Plan	Drawing	NA	ELEC-1 (TYP)	Vendor	Approval
231	6007-PLN-AGE-57-33-2000	Sketch, Alpha Grounding Layout, for Information Only.	Drawing	NA	ELEC-1 (TYP)	Vendor	Approval
232	6007-PLN-AGE-57-33-6000	Sketch, Beta Grounding Layout, for Information Only.	Drawing	NA	ELEC-1 (TYP)	Vendor	Approval
233	6007-CAL-AGE-57-33-2800	Solar Field Alpha Plant Grounding and Lightning Study.	Calculation	NA	ELEC-1 (TYP)	Vendor	Approval
234	6007-CAL-AGE-57-33-6800	Solar Field Beta Plant Grounding and Lightning Study.	Calculation	NA	ELEC-1 (TYP)	Vendor	Approval
235	6007-PLN-AGE-00-33-1001_R0	Pipe Rack Grounding Rack 1	Drawing	NA	ELEC-1 (TYP)	Vendor	Approval
236	6007-PLN-AGE-00-33-1002_R0	Pipe Rack Grounding General Details	Drawing	NA	ELEC-1 (TYP)	Vendor	Approval
237	6007-PLN-AGE-00-33-1003_R0	Pipe Rack Grounding Rack 3 North-South	Drawing	NA	ELEC-1 (TYP)	Vendor	Approval
238	6007-PLN-AGE-00-33-1004_R0	Pipe Rack Grounding Rack 3 West-East	Drawing	NA	ELEC-1 (TYP)	Vendor	Approval
239	6007-PLN-AGE-25-33-1321_R2	Turb Generator Cond Grounding Cover Alpha	Drawing	NA	ELEC-1 (TYP)	Vendor	Approval
240	6007-PLN-AGE-25-33-1331_R1	Turb Generator Cond Grounding Notes Alpha	Drawing	NA	ELEC-1 (TYP)	Vendor	Approval
241	6007-PLN-AGE-25-33-5301_R1	Turb Generator Cond & Aux Area Grounding Plan Alpha	Drawing	NA	ELEC-1 (TYP)	Vendor	Approval
242	6007-PLN-AGE-25-33-5321_R2	Turb Generator Cond Grounding Plan Alpha	Drawing	NA	ELEC-1 (TYP)	Vendor	Approval
243	6007-PLN-AGE-25-33-1703_R2	Turb Generator Cond Grounding Cover Beta	Drawing	NA	ELEC-1 (TYP)	Vendor	Approval
244	6007-PLN-AGE-25-33-1704_R1	Turb Generator Cond Grounding Notes Beta	Drawing	NA	ELEC-1 (TYP)	Vendor	Approval
245	6007-PLN-AGE-25-33-9701_R1	Turb Generator Cond & Aux Area Grounding Plan Beta	Drawing	NA	ELEC-1 (TYP)	Vendor	Approval
246	6007-PLN-AGE-25-33-9721_R2	Turb Generator Cond Grounding Plan Beta	Drawing	NA	ELEC-1 (TYP)	Vendor	Approval
247	6007-PLN-AGE-57-33-1000_R2	SF Grounding General Details	Drawing	NA	ELEC-1 (TYP)	Vendor	Approval
248	6007-PLN-AGE-57-33-1002_R3	SF Grounding General Typical Solar Collector	Drawing	NA	ELEC-1 (TYP)	Vendor	Approval
249	6007-PLN-AGE-57-33-1003_R3	SF Grounding General Typical Solar Collector	Drawing	NA	ELEC-1 (TYP)	Vendor	Approval
250	6007-PLN-AGE-57-33-1004_R3	SF Barrier Fence Grounding Details	Drawing	NA	ELEC-1 (TYP)	Vendor	Approval
251	6007-PLN-AGE-57-33-1005_R3	SF Perimeter and Wind Fence Grounding Details	Drawing	NA	ELEC-1 (TYP)	Vendor	Approval
252	6007-PLN-AGE-57-33-1006_R3	SF Screening Fence Grounding Details	Drawing	NA	ELEC-1 (TYP)	Vendor	Approval
253	6007-PLN-AGE-57-33-1007_R3	SF Grounding General Details	Drawing	NA	ELEC-1 (TYP)	Vendor	Approval
254	6007-PLN-AGE-57-33-1008_R0	SF Grounding Type 3 Details	Drawing	NA	ELEC-1 (TYP)	Vendor	Approval
255	6007-PLN-AGE-57-33-1009_R0	SF Grounding Type 4 Details	Drawing	NA	ELEC-1 (TYP)	Vendor	Approval
256	6007-CAL-AGE-57-33-2800_R1	SF Alpha Grounding and Lightning Study	Calculation	NA	ELEC-1 (TYP)	Vendor	Approval

Compliance No.: GEN-2
Job: Mojave Solar Project
Date: 07/08/2014
Description: Electrical Site Drawings List - Alpha&Beta

Line No.	Sheet No.	Description	Type of Document	Revision Number	Applicable Condition of Certification	Vendor Supplied or EOR	Reason for Submittal
257	6007-CAL-AGE-57-33-6800_R1	SF Beta Grounding and Lightning Study	Calculation	NA	ELEC-1 (TYP)	Vendor	Approval
258	6007-PLN-AGE-57-33-2000_R3	Alpha SF General Grounding	Drawing	NA	ELEC-1 (TYP)	Vendor	Approval
259	6007-PLN-AGE-57-33-2001_R1	Alpha SF General Grounding Cover	Drawing	NA	ELEC-1 (TYP)	Vendor	Approval
260	6007-PLN-AGE-57-33-2002_R1	Alpha SF General Grounding Notes	Drawing	NA	ELEC-1 (TYP)	Vendor	Approval
261	6007-PLN-AGE-57-33-2101_R5	Alpha SF 101 Grounding Plan	Drawing	NA	ELEC-1 (TYP)	Vendor	Approval
262	6007-PLN-AGE-57-33-2102_R5	Alpha SF 102 Grounding Plan	Drawing	NA	ELEC-1 (TYP)	Vendor	Approval
263	6007-PLN-AGE-57-33-2103_R5	Alpha SF 103 Grounding Plan	Drawing	NA	ELEC-1 (TYP)	Vendor	Approval
264	6007-PLN-AGE-57-33-2104_R5	Alpha SF 104 Grounding Plan	Drawing	NA	ELEC-1 (TYP)	Vendor	Approval
265	6007-PLN-AGE-57-33-6000_R3	Beta SF General Grounding	Drawing	NA	ELEC-1 (TYP)	Vendor	Approval
266	6007-PLN-AGE-57-33-6001_R1	Beta SF General Grounding Cover	Drawing	NA	ELEC-1 (TYP)	Vendor	Approval
267	6007-PLN-AGE-57-33-6002_R1	Beta SF General Grounding Notes	Drawing	NA	ELEC-1 (TYP)	Vendor	Approval
268	6007-PLN-AGE-57-33-6105_R4	Beta SF 105 Grounding Plan	Drawing	NA	ELEC-1 (TYP)	Vendor	Approval
269	6007-PLN-AGE-57-33-6106_R4	Beta SF 106 Grounding Plan	Drawing	NA	ELEC-1 (TYP)	Vendor	Approval
270	6007-PLN-AGE-57-33-6107_R4	Beta SF 107 Grounding Plan	Drawing	NA	ELEC-1 (TYP)	Vendor	Approval
271	6007-PLN-AGE-57-33-6108_R4	Beta SF 108 Grounding Plan	Drawing	NA	ELEC-1 (TYP)	Vendor	Approval
272	6007-PLN-AGE-57-33-6109_R4	Beta SF 109 Grounding Plan	Drawing	NA	ELEC-1 (TYP)	Vendor	Approval
273	ELEC-1-5.03 AMMC	Mojave Solar Construction Plan	plan	NA	ELEC-1 (TYP)	Vendor	Approval
274	6007-PLN-AGE-58-33-3002-1	PB HTF Underground South Crossing Grounding	Drawing	NA	ELEC-1 (TYP)	Vendor	Approval
275	6007-PLN-AGE-58-33-3002-2	PB HTF Underground North Crossing Grounding	Drawing	NA	ELEC-1 (TYP)	Vendor	Approval
276	6007-PLN-AGE-58-33-3010	PB HTF Underground Crossing Grounding Details	Drawing	NA	ELEC-1 (TYP)	Vendor	Approval
277	6007-PLN-AGE-58-33-3001-2	PB HTF Underground North Crossing Grounding	Drawing	NA	ELEC-1 (TYP)	Vendor	Approval
278	6007-PLN-AGE-58-33-3001-1	PB HTF Underground North Crossing Grounding	Drawing	NA	ELEC-1 (TYP)	Vendor	Approval
279	6007-PLN-AGE-58-33-5205_R0	Alpha PB HTF Expansion Vessel Grounding	Drawing	NA	ELEC-1 (TYP)	Vendor	Approval
280	6007-PLN-AGE-58-33-7205_R0	Beta PB HTF Expansion Vessel Grounding	Drawing	NA	ELEC-1 (TYP)	Vendor	Approval
281	Transmittal Letter	ELEC-1-4.07X1-Turbine Generator Condenser Grounding-PC1	letter	NA	ELEC-1 (TYP)	Vendor	Approval
282	6007-CAL-AGE-57-33-2800	SF Alpha Grounding and Lightning Study	Calculation	NA	ELEC-1 (TYP)	Vendor	Approval
283	6007-CAL-AGE-57-33-6800	SF Beta Grounding and Lightning Study	Calculation	NA	ELEC-1 (TYP)	Vendor	Approval
284	6007-CAL-AGE-57-40-0301	Short Circuit Calculation in SF	Calculation	NA	ELEC-1 (TYP)	Vendor	Approval
285	Application for AMMC	Fiber Optic Cables in Solar Field	letter	NA	ELEC-1 (TYP)	Vendor	Approval
286	6007-ESP-AGE-00-40-0300	Electrical Design Criteria	Spec	NA	ELEC-1 (TYP)	Vendor	Approval
287	Transmittal Letter	ELEC-1-5.03-AMMC Application Direct Burial FO Cables Nexan SP495-PC1	letter	NA	ELEC-1 (TYP)	Vendor	Approval
288	6007-GEN-ATD-23-00-G001	Quality Control Plan	plan	NA	ELEC-1 (TYP)	Vendor	Approval
289	6007-GEN-ATD-23-00-G002	Health, Safety and Enviromental Plan	list	NA	ELEC-1 (TYP)	Vendor	Approval
290	6007-ESP-ATD-23-54-E001	Technical Specification for Steel Structures	Spec	NA	ELEC-1 (TYP)	Vendor	Approval
291	6007-PLN-ATD-23-54-C012	Substation Take Off Structure Loading Tree (Typical)	Drawing	NA	ELEC-1 (TYP)	Vendor	Approval
292	6007-PLN-ATD-23-54-C013	Lightening Mast Loading Tree (Typical)	Drawing	NA	ELEC-1 (TYP)	Vendor	Approval
293	6007-PLN-ATD-23-54-C014	CT & CVT Stand Loading Tree (Typical)	Drawing	NA	ELEC-1 (TYP)	Vendor	Approval
294	6007-PLN-ATD-23-54-C015	Disconnecting Switch Stand - Loading Tree (Typical)	Drawing	NA	ELEC-1 (TYP)	Vendor	Approval
295	6007-PLN-ATD-23-54-C017	Load Tree Typical Details	Drawing	NA	ELEC-1 (TYP)	Vendor	Approval
296	6007-CAL-ATD-23-54-C038	Steel Load Tree Calculations	Calculation	NA	ELEC-1 (TYP)	Vendor	Approval
297	6007-INF-ATD-23-50-C001	Geotechnical Report for Mojave Substation and Transmission Line	Report	NA	ELEC-1 (TYP)	Vendor	Approval
298	6007-HDD-ATD-23-50-C061	Concrete Mix for the Foundations	Data	NA	ELEC-1 (TYP)	Vendor	Approval
299	6007-PLN-ATD-23-50-C061	Rebar Shop Drawing	Drawing	NA	ELEC-1 (TYP)	Vendor	Approval
300	6007-PLN-ATD-23-57-C071	Foundation Layout Drawing	Drawing	NA	ELEC-1 (TYP)	Vendor	Approval
301	6007-PLN-ATD-23-48-E331	Circuit Breakers Drawings	Drawing	NA	ELEC-1 (TYP)	Vendor	Approval
302	6007-PLN-ATD-23-48-E342	Capacitor Voltage Transformer Drawings	Drawing	NA	ELEC-1 (TYP)	Vendor	Approval
303	6007-PLN-ATD-23-48-E343	Lightning Arrestors Drawings	Drawing	NA	ELEC-1 (TYP)	Vendor	Approval
304	6007-PLN-ATD-23-48-E341	Disconnect Switches Drawings	Drawing	NA	ELEC-1 (TYP)	Vendor	Approval
305	6007-PLN-ATD-23-48-E344	Current Transformer Drawings	Drawing	NA	ELEC-1 (TYP)	Vendor	Approval
306	6007-INF-ATD-23-48-E0349	Current transformers excitation curves	Report	NA	ELEC-1 (TYP)	Vendor	Approval
307	6007-PLN-ATD-23-21-E011	Switching Single Line Diagram	Drawing	NA	ELEC-1 (TYP)	Vendor	Approval
308	6007-PLN-ATD-23-21-E012	One-Line Diagram	Drawing	NA	ELEC-1 (TYP)	Vendor	Approval
309	6007-PLN-ATD-23-03-E022	230kV Section A-A	Drawing	NA	ELEC-1 (TYP)	Vendor	Approval
310	6007-PLN-ATD-23-34-E071	AC and DC Station Single Line Diagram	Drawing	NA	ELEC-1 (TYP)	Vendor	Approval
311	6007-PLN-ATD-23-34-E072	AC/DC Station Drawings	Drawing	NA	ELEC-1 (TYP)	Vendor	Approval
312	6007-PLN-ATD-23-02-E101	General Insallaton Relay House	Drawing	NA	ELEC-1 (TYP)	Vendor	Approval
313	6007-CAL-ATD-23-36-E038	Substation Lightning Protection Report	Calculation	NA	ELEC-1 (TYP)	Vendor	Approval
314	6007-PLN-ATD-23-33-E041	Grounding Plan	Drawing	NA	ELEC-1 (TYP)	Vendor	Approval
315	6007-PLN-ATD-23-33-E042	Grounding Details	Drawing	NA	ELEC-1 (TYP)	Vendor	Approval
316	6007-PLN-ATD-23-33-E048	Mojave Substations Grounding Calculations	Drawing	NA	ELEC-1 (TYP)	Vendor	Approval
317	6007-PLN-ATD-23-33-051	Duct Bank and Conduit Plan	Drawing	NA	ELEC-1 (TYP)	Vendor	Approval
318	6007-PLN-ATD-23-41-E081	Tranmssion Line Protection Panel	Drawing	NA	ELEC-1 (TYP)	Vendor	Approval
319	6007-PLN-ATD-23-41-E082	Transformer MPT1 Protection panel	Drawing	NA	ELEC-1 (TYP)	Vendor	Approval
320	6007-PLN-ATD-23-41-E083	Transformer APT1 Protection panel	Drawing	NA	ELEC-1 (TYP)	Vendor	Approval
321	6007-PLN-ATD-23-35-E091	Communication Drawing	Drawing	NA	ELEC-1 (TYP)	Vendor	Approval
322	6007-PLN-ATD-23-35-E092	Comunication and control Panel	Drawing	NA	ELEC-1 (TYP)	Vendor	Approval
323	6007-GEN-ATD-23-00-G004	Mojave Alpha & Beta Substation Project Schedule	plan	NA	ELEC-1 (TYP)	Vendor	Approval
324	6007-INF-ATD-23-07-G008	Monthly Progress Project Report - August	Report	NA	ELEC-1 (TYP)	Vendor	Approval
325	6007-INF-ATD-23-07-G009	Monthly Progress Project Report - September	Report	NA	ELEC-1 (TYP)	Vendor	Approval
326	6007-INF-ATD-23-07-G010	Monthly Progress Project Report - October	Report	NA	ELEC-1 (TYP)	Vendor	Approval
327	6007-INF-ATD-23-07-G011	Monthly Progress Project Report - November	Report	NA	ELEC-1 (TYP)	Vendor	Approval
328	6007-INF-ATD-23-07-G012	Monthly Progress Project Report - December	Report	NA	ELEC-1 (TYP)	Vendor	Approval
329	6007-INF-ATD-23-07-G013	Monthly Progress Project Report - January	Report	NA	ELEC-1 (TYP)	Vendor	Approval
330	6007-GEN-ATD-26-00-G001	Quality Control Plan	plan	NA	ELEC-1 (TYP)	Vendor	Approval
331	6007-GEN-ATD-26-00-G002	Health, Safety and Environmental Plan	plan	NA	ELEC-1 (TYP)	Vendor	Approval
332	6007-ESP-ATD-26-48-C002	Staking Sheet	Spec	NA	ELEC-1 (TYP)	Vendor	Approval
333	6007-PLN-ATD-26-52-C061	Direct Embed Foundation Details	Drawing	NA	ELEC-1 (TYP)	Vendor	Approval
334	6007-PLN-ATD-26-52-C062	Pier Foundation Details	Drawing	NA	ELEC-1 (TYP)	Vendor	Approval
335	6007-ESP-ATD-26-54-C018	Technical Specification for Welded Tubular Steel Transmission Structures	Spec	NA	ELEC-1 (TYP)	Vendor	Approval
336	6007-CAL-ATD-26-54-E038	230kV Double Circuit Tangent Loading Tree	Calculation	NA	ELEC-1 (TYP)	Vendor	Approval
337	6007-CAL-ATD-26-54-E039	230k V 45 Degree Angle Double Circuit Loading Tree	Calculation	NA	ELEC-1 (TYP)	Vendor	Approval
338	6007-CAL-ATD-26-54-E040	90 Degree D.C. Tap Structure Loading Tree	Calculation	NA	ELEC-1 (TYP)	Vendor	Approval
339	6007-CAL-ATD-26-54-E041	230kV Single Circuit DE Loading Tree	Calculation	NA	ELEC-1 (TYP)	Vendor	Approval
340	6007-CAL-ATD-26-54-E042	230k Single Circuit Delta Tangent Loading Tree	Calculation	NA	ELEC-1 (TYP)	Vendor	Approval
341	6007-CAL-ATD-26-54-E043	230KV 90 Degree Angle Loading Tree	Calculation	NA	ELEC-1 (TYP)	Vendor	Approval
342	6007-CAL-ATD-26-54-E044	230kV Degree Angle Single Circuit Loading Tree	Calculation	NA	ELEC-1 (TYP)	Vendor	Approval
343	6007-CAL-ATD-26-54-E045	230k Beta Tap Structure Double Circuit Loading Tree	Calculation	NA	ELEC-1 (TYP)	Vendor	Approval
344	6007-CAL-ATD-26-54-E047	230k V Typical Details	Calculation	NA	ELEC-1 (TYP)	Vendor	Approval
345	6007-CAL-ATD-26-54-E048	230kV Delta Tangent - Extra Shield WiresLoading Tree (Typical)	Calculation	NA	ELEC-1 (TYP)	Vendor	Approval
346	6007-PLN-ATD-26-52-C072	230kV Double Circuit Tangent, Structure Framing Details	Drawing	NA	ELEC-1 (TYP)	Vendor	Approval
347	6007-PLN-ATD-26-52-C073	230kV 45 Degree Angle, Structure Framing Details	Drawing	NA	ELEC-1 (TYP)	Vendor	Approval
348	6007-PLN-ATD-26-52-C074	230kV 45 Degree Angles, Structure Framing Details	Drawing	NA	ELEC-1 (TYP)	Vendor	Approval
349	6007-PLN-ATD-26-52-C075	230kV Single Circuit Delta Tangent, Structure Framing Details	Drawing	NA	ELEC-1 (TYP)	Vendor	Approval
350	6007-PLN-ATD-26-52-C076	230kV 90 Degree Angle, Structure Framing Details	Drawing	NA	ELEC-1 (TYP)	Vendor	Approval
351	6007-PLN-ATD-26-52-C077	230kV SC Delta Tangent-Extra Shield Wires, Structure Framing Details	Drawing	NA	ELEC-1 (TYP)	Vendor	Approval
352	6007-PLN-ATD-26-52-C078	230kV Beta Tap Structure, Structure Framing Details	Drawing	NA	ELEC-1 (TYP)	Vendor	Approval
353	6007-PLN-ATD-26-52-C079	90 Degree D.C. Tap Structure, Structure Framing Details	Drawing	NA	ELEC-1 (TYP)	Vendor	Approval
354	6007-PLN-ATD-26-52-C081	230kV Single Circuit DE, Structure Framing Details	Drawing	NA	ELEC-1 (TYP)	Vendor	Approval
355	6007-PLN-ATD-26-52-C082	230kV Single Circuit DE, Structure Framing Details	Drawing	NA	ELEC-1 (TYP)	Vendor	Approval
356	6007-PLN-ATD-26-52-C083	230kV 90 Degree Angle, Structure Framing Details	Drawing	NA	ELEC-1 (TYP)	Vendor	Approval
357	6007-PLN-ATD-26-52-C084	230kV Alpha Substation DE, Structure Framing Details	Drawing	NA	ELEC-1 (TYP)	Vendor	Approval
358	6007-PLN-ATD-26-52-C085	230kV Beta Substation DE, Structure Framing Details	Drawing	NA	ELEC-1 (TYP)	Vendor	Approval
359	6007-PLN-ATD-26-52-C086	230kV Beta Substation Static Mast, Structure Framing Details	Drawing	NA	ELEC-1 (TYP)	Vendor	Approval
360	6007-CAL-ATD-26-42-P000-1A	Steel Tubular Poles - Top Section Assembly	Calculation	NA	ELEC-1 (TYP)	Vendor	Approval
361	6007-CAL-ATD-26-42-P000-LC1	Steel Tubular Poles -Personal Access Device Clip Details	Calculation	NA	ELEC-1 (TYP)	Vendor	Approval

Compliance No.: GEN-2
Job: Mojave Solar Project
Date: 07/08/2014
Description: Electrical Site Drawings List - Alpha&Beta

Line No.	Sheet No.	Description	Type of Document	Revision Number	Applicable Condition of Certification	Vendor Supplied or EOR	Reason for Submittal
362	6007-CAL-ATD-26-42-P000-SW1	Steel Tubular Poles - TAN SW ARM	Calculation	NA	ELEC-1 (TYP)	Vendor	Approval
363	6007-CAL-ATD-26-42-P001-E1	Steel Tubular Poles - Erection Sheet	Calculation	NA	ELEC-1 (TYP)	Vendor	Approval
364	6007-CAL-ATD-26-42-P001-1C	Steel Tubular Poles - BTM Sections	Calculation	NA	ELEC-1 (TYP)	Vendor	Approval
365	6007-CAL-ATD-26-42-P002-E2	Steel Tubular Poles - Erection Sheet	Calculation	NA	ELEC-1 (TYP)	Vendor	Approval
366	6007-CAL-ATD-26-42-P002-2C	Steel Tubular Poles - BTM Sections	Calculation	NA	ELEC-1 (TYP)	Vendor	Approval
367	6007-CAL-ATD-26-42-P003-E3	Steel Tubular Poles - Erection Sheet	Calculation	NA	ELEC-1 (TYP)	Vendor	Approval
368	6007-CAL-ATD-26-42-P003-3C	Steel Tubular Poles - BTM Sections	Calculation	NA	ELEC-1 (TYP)	Vendor	Approval
369	6007-CAL-ATD-26-42-P004-E4	Steel Tubular Poles - Erection Sheet	Calculation	NA	ELEC-1 (TYP)	Vendor	Approval
370	6007-CAL-ATD-26-42-P004-4C	Steel Tubular Poles - BTM Sections	Calculation	NA	ELEC-1 (TYP)	Vendor	Approval
371	6007-PLN-ATD-26-51-E011	Transmission Line Route	Drawing	NA	ELEC-1 (TYP)	Vendor	Approval
372	6007-PLN-ATD-26-51-C012	Plan and Profile Drawings	Drawing	NA	ELEC-1 (TYP)	Vendor	Approval
373	6007-PLN-ATD-26-51-C013	Plan and Profile Drawings	Drawing	NA	ELEC-1 (TYP)	Vendor	Approval
374	6007-PLN-ATD-26-51-C014	Plan and Profile Drawings	Drawing	NA	ELEC-1 (TYP)	Vendor	Approval
375	6007-ESP-ATD-26-35-E001	Technical Specifications OPGW	Spec	NA	ELEC-1 (TYP)	Vendor	Approval
376	6007-LIS-ATD-26-38-E020	Bill of Materials. Phase Conductor Assemblies	list	NA	ELEC-1 (TYP)	Vendor	Approval
377	6007-MAN-ATD-26-38-E001	Conductor 795 ACSR Data sheet and certificates		NA	ELEC-1 (TYP)	Vendor	Approval
378	6007-PLN-ATD-26-38-E002	Insulators Drawings	Drawing	NA	ELEC-1 (TYP)	Vendor	Approval
379	6007-PLN-ATD-26-33-E041	Phasing Diagram	Drawing	NA	ELEC-1 (TYP)	Vendor	Approval
380	6007-PLN-ATD-26-54-E032	Stringing Chart	Drawing	NA	ELEC-1 (TYP)	Vendor	Approval
381	6007-LIS-ATD-26-54-E031	Assembly Drawings	list	NA	ELEC-1 (TYP)	Vendor	Approval
382	6007-LIS-ATD-26-33-E040	Bill of Materials (OPGW, OHGH and Grounding)	list	NA	ELEC-1 (TYP)	Vendor	Approval
383	6007-GEN-ATD-26-00-G004	Mojave Transmission Line Execution Plan	plan	NA	ELEC-1 (TYP)	Vendor	Approval
384	6007-INF-ATD-26-06-G008	Monthly progress project Report August	Report	NA	ELEC-1 (TYP)	Vendor	Approval
385	6007-INF-ATD-26-06-G009	Monthly Progress Project Report - September	Report	NA	ELEC-1 (TYP)	Vendor	Approval
386	6007-INF-ATD-26-06-G010	Monthly Progress Project Report - October	Report	NA	ELEC-1 (TYP)	Vendor	Approval
387	6007-INF-ATD-26-06-G011	Monthly Progress Project Report - November	Report	NA	ELEC-1 (TYP)	Vendor	Approval
388	6007-INF-ATD-26-06-G012	Monthly Progress Project Report - December	Report	NA	ELEC-1 (TYP)	Vendor	Approval
389	6007-INF-ATD-26-06-G013	Monthly Progress Project Report - January	Report	NA	ELEC-1 (TYP)	Vendor	Approval
390	6007-PLN-AGE-57-33-1004_R4	SF Barrier Fence Grounding Details	Drawing	NA	ELEC-1 (TYP)	Vendor	Approval
391	6007-PLN-AGE-57-33-1005_R4	SF Perimeter and Wind Fence Grounding Details	Drawing	NA	ELEC-1 (TYP)	Vendor	Approval
392	6007-PLN-AGE-57-33-1006_R4	SF Screening Fence Grounding Details	Drawing	NA	ELEC-1 (TYP)	Vendor	Approval
393	6007-PLN-AGE-57-33-2501-01_R0	Fences Grounding Plan Alpha	Drawing	NA	ELEC-1 (TYP)	Vendor	Approval
394	6007-PLN-AGE-57-33-2501-02_R0	Fences Grounding Plan Alpha	Drawing	NA	ELEC-1 (TYP)	Vendor	Approval
395	6007-PLN-AGE-57-33-6501_R0	Fences Grounding Plan Beta	Drawing	NA	ELEC-1 (TYP)	Vendor	Approval
396	6007-PLN-AGE-00-33-1001_R2	Pipe Rack Grounding Rack 1	Drawing	NA	ELEC-1 (TYP)	Vendor	Approval
397	6007-PLN-AGE-00-33-1002_R1	Pipe Rack Grounding General Details	Drawing	NA	ELEC-1 (TYP)	Vendor	Approval
398	6007-PLN-AGE-00-33-1003_R2	Pipe Rack Grounding Rack 3 North-South	Drawing	NA	ELEC-1 (TYP)	Vendor	Approval
399	6007-PLN-AGE-00-33-1004_R2	Pipe Rack Grounding Rack 3 West-East	Drawing	NA	ELEC-1 (TYP)	Vendor	Approval
400	6007-PLN-AGE-00-33-1005_R1	Pipe Rack Grounding Rack 2	Drawing	NA	ELEC-1 (TYP)	Vendor	Approval
401	6007-PLN-AGE-68-55-4000	Cover Sheet	Drawing	NA	ELEC-1 (TYP)	Vendor	Approval
402	6007-PLN-AGE-29-55-2000	Cover Sheet	Drawing	NA	ELEC-1 (TYP)	Vendor	Approval
403	6007-PLN-AGE-29-55-2001	General Notes	Drawing	NA	ELEC-1 (TYP)	Vendor	Approval
404	6007-PLN-AGE-29-55-2002	Plan View	Drawing	NA	ELEC-1 (TYP)	Vendor	Approval
405	6007-PLN-AGE-29-55-2003	sections	Drawing	NA	ELEC-1 (TYP)	Vendor	Approval
406	6007-PLN-AGE-29-55-2004	Details I	Drawing	NA	ELEC-1 (TYP)	Vendor	Approval
407	6007-PLN-AGE-29-55-2005	Details II	Drawing	NA	ELEC-1 (TYP)	Vendor	Approval
408	6007-PLN-AGE-29-55-2006	Details III	Drawing	NA	ELEC-1 (TYP)	Vendor	Approval
409	6007-PLN-AGE-29-55-2007	Details IV	Drawing	NA	ELEC-1 (TYP)	Vendor	Approval
410	6007-PLN-AGE-29-55-2008	Details V	Drawing	NA	ELEC-1 (TYP)	Vendor	Approval
411	6007-PLN_AGE-29-55-2009	Details VI	Drawing	NA	ELEC-1 (TYP)	Vendor	Approval
412	6007-PLN_AGE-29-55-2010	Details VII	Drawing	NA	ELEC-1 (TYP)	Vendor	Approval
413	6007-PLN_AGE-29-55-2011	Details VIII	Drawing	NA	ELEC-1 (TYP)	Vendor	Approval
414	6007-PLN_AGE-29-55-2012	Details IX	Drawing	NA	ELEC-1 (TYP)	Vendor	Approval
415	6007-PLN_AGE-29-55-2013	Details X	Drawing	NA	ELEC-1 (TYP)	Vendor	Approval
416	6007-PLN_AGE-29-55-2014	Details XI	Drawing	NA	ELEC-1 (TYP)	Vendor	Approval
417	6007-PLN_AGE-29-55-2015	Details XII	Drawing	NA	ELEC-1 (TYP)	Vendor	Approval
418	6007-PLN_AGE-29-55-2016	Details XIII	Drawing	NA	ELEC-1 (TYP)	Vendor	Approval
419	6007-PLN-AGE-00-50-S001	General Civil	Drawing	NA	ELEC-1 (TYP)	Vendor	Approval
420	6007-PLN-AGE-57-33-1004_R5	SF Barrier Fence Grounding Details	Drawing	NA	ELEC-1 (TYP)	Vendor	Approval
421	6007-PLN-AGE-57-33-1005_R5	SF Perimeter and Wind Fence Grounding Details	Drawing	NA	ELEC-1 (TYP)	Vendor	Approval
422	6007-PLN-AGE-57-33-1006_R5	SF Screening Fence Grounding Details	Drawing	NA	ELEC-1 (TYP)	Vendor	Approval
423	6007-PLN-AGE-57-33-2501-01_R1	Fences Grounding Plan Alpha	Drawing	NA	ELEC-1 (TYP)	Vendor	Approval
424	6007-PLN-AGE-57-33-2501-02_R1	Fences Grounding Plan Alpha	Drawing	NA	ELEC-1 (TYP)	Vendor	Approval
425	6007-PLN-AGE-57-33-6501_R1	Fences Grounding Plan Beta	Drawing	NA	ELEC-1 (TYP)	Vendor	Approval
426	6007-PLN-AGE-67-33-5403_R0	Water Treatment Grounding Alpha	Drawing	NA	ELEC-1 (TYP)	Vendor	Approval
427	6007-PLN-AGE-67-33-9803_R0	Water Treatment Grounding Beta	Drawing	NA	ELEC-1 (TYP)	Vendor	Approval
428	6007-PLN-AGE-67-33-0002_R0	Alpha Beta Grounding Details Utilities	Drawing	NA	ELEC-1 (TYP)	Vendor	Approval
429	6007-PLN-AGE-67-33-5403_R0	Water Treatment Grounding Alpha	Drawing	NA	ELEC-1 (TYP)	Vendor	Approval
430	6007-PLN-AGE-67-33-9803_R0	Water Treatment Grounding Beta	Drawing	NA	ELEC-1 (TYP)	Vendor	Approval
431	6007-PLN-AGE-67-33-0002_R0	Alpha Beta Grounding Details Utilities	Drawing	NA	ELEC-1 (TYP)	Vendor	Approval
432	6007-CAL-ATD-26-54-E038.Rev 0	230kV Double Circuit Tangent – Loading Tree (Typical)	Calculation	NA	ELEC-1 (TYP)	Vendor	Approval
433	6007-CAL-ATD-26-54-E039.Rev 0	230kV 45 Degree Angle – Double Circuit Loading Tree	Calculation	NA	ELEC-1 (TYP)	Vendor	Approval
434	6007-CAL-ATD-26-54-E040.Rev 0	90 Degree D.C. Tap Structure – Loading Tree	Calculation	NA	ELEC-1 (TYP)	Vendor	Approval
435	6007-CAL-ATD-26-54-E041.Rev 0	230 kV Single Circuit DE – Loading Tree (Typical)	Calculation	NA	ELEC-1 (TYP)	Vendor	Approval
436	6007-CAL-ATD-26-54-E042.Rev 0	230kV Single Circuit Delta Tangent – Loading Tree (Typical)	Calculation	NA	ELEC-1 (TYP)	Vendor	Approval
437	6007-CAL-ATD-26-54-E043.Rev 0	230kV 90 Degree Angle –Loading Tree	Calculation	NA	ELEC-1 (TYP)	Vendor	Approval
438	6007-CAL-ATD-26-54-E044.Rev 0	230kV 45 Degree Angle – Single Circuit Loading Tree	Calculation	NA	ELEC-1 (TYP)	Vendor	Approval
439	6007-CAL-ATD-26-54-E045.Rev 0	230kV Beta Tap Structure – Double Circuit Loading Tree	Calculation	NA	ELEC-1 (TYP)	Vendor	Approval
440	6007-CAL-ATD-26-54-E047.Rev 0	230kV Typical Details	Calculation	NA	ELEC-1 (TYP)	Vendor	Approval
441	6007-CAL-ATD-26-54-E048.Rev 0	230kV SC Delta Tangent – Extra Shield Wires – Loading Tree (Typical)	Calculation	NA	ELEC-1 (TYP)	Vendor	Approval
442	6007-ESP-ATD-26-48-C002.Rev 0	Staking Sheet	Spec	NA	ELEC-1 (TYP)	Vendor	Approval
443	6007-ESP-ATD-26-54-C018.Rev 1	Technical Specification for Welded Tubular Steel Transmission Structures	Spec	NA	ELEC-1 (TYP)	Vendor	Approval
444	6007-PLN-ATD-26-51-C012.Rev 0	Plan and Profile	Drawing	NA	ELEC-1 (TYP)	Vendor	Approval
445	6007-PLN-ATD-26-51-C013.Rev 0	Plan and Profile	Drawing	NA	ELEC-1 (TYP)	Vendor	Approval
446	6007-PLN-ATD-26-51-C014.Rev 0	Plan and Profile	Drawing	NA	ELEC-1 (TYP)	Vendor	Approval
447	6007-PLN-ATD-26-52-C072.Rev 0	230kV Double Circuit Tangent – Structure Framing Details	Drawing	NA	ELEC-1 (TYP)	Vendor	Approval
448	6007-PLN-ATD-26-52-C073.Rev 0	230kV 45 Degree Angle – Structure Framing Details	Drawing	NA	ELEC-1 (TYP)	Vendor	Approval
449	6007-PLN-ATD-26-52-C074.Rev 0	230kV 45 Degree Angles – Structure Framing Details	Drawing	NA	ELEC-1 (TYP)	Vendor	Approval
450	6007-PLN-ATD-26-52-C075.Rev 0	230kV Single Circuit Delta Tangent – Structure Framing Details	Drawing	NA	ELEC-1 (TYP)	Vendor	Approval
451	6007-PLN-ATD-26-52-C076.Rev 0	230kV 90 Degree Angle – Structure Framing Details	Drawing	NA	ELEC-1 (TYP)	Vendor	Approval
452	6007-PLN-ATD-26-52-C077.Rev 0	230kV SC Delta Tangent – Extra Shield Wires – Structure Fram-ing Details	Drawing	NA	ELEC-1 (TYP)	Vendor	Approval
453	6007-PLN-ATD-26-52-C078.Rev 0	230kV Beta Tap Structure – Structure Framing Details	Drawing	NA	ELEC-1 (TYP)	Vendor	Approval
454	6007-PLN-ATD-26-52-C079.Rev 0	90 Degree D.C. Tap Structure – Structure Framing Details	Drawing	NA	ELEC-1 (TYP)	Vendor	Approval
455	6007-PLN-ATD-26-52-C080.Rev 0	230kV 45 Degree Angles – Structure Framing Details	Drawing	NA	ELEC-1 (TYP)	Vendor	Approval
456	6007-PLN-ATD-26-52-C081.Rev 0	230kV Single Circuit DE – Structure Framing Details	Drawing	NA	ELEC-1 (TYP)	Vendor	Approval
457	6007-PLN-ATD-26-52-C082.Rev 0	230kV Single Circuit DE – Structure Framing Details	Drawing	NA	ELEC-1 (TYP)	Vendor	Approval
458	6007-PLN-ATD-26-52-C083.Rev 0	230kV 90 Degree Angle – Structure Framing Details	Drawing	NA	ELEC-1 (TYP)	Vendor	Approval
459	6007-PLN-ATD-26-52-C084.Rev 0	230kV Alpha Substation DE – Structure Framing Details	Drawing	NA	ELEC-1 (TYP)	Vendor	Approval
460	6007-PLN-ATD-26-52-C085.Rev 0	230kV Beta Substation DE – Structure Framing Details	Drawing	NA	ELEC-1 (TYP)	Vendor	Approval
461	6007-PLN-ATD-26-52-C086.Rev 0	230kV Beta Substation Static Mast – Structure Framing Details	Drawing	NA	ELEC-1 (TYP)	Vendor	Approval
462	6007-PLN-ATD-26-54-E031.Rev 0	Assembly drawings. Pages 1 to 19.	Drawing	NA	ELEC-1 (TYP)	Vendor	Approval
463	6007-PLN-ATD-26-54-E032.Rev 0	Stringing Chart	Drawing	NA	ELEC-1 (TYP)	Vendor	Approval
464	6007-PLN-ATD-26-54-E038-P005	Steel Tubular Poles – Erection Sheet	Drawing	NA	ELEC-1 (TYP)	Vendor	Approval
465	6007-PLN-ATD-26-54-E038-P006	Steel Tubular Poles – Erection Sheet	Drawing	NA	ELEC-1 (TYP)	Vendor	Approval
466	6007-PLN-ATD-26-54-E038-P007	Steel Tubular Poles – Erection Sheet	Drawing	NA	ELEC-1 (TYP)	Vendor	Approval
467	6007-PLN-ATD-26-54-E038-P008	Steel Tubular Poles – Erection Sheet	Drawing	NA	ELEC-1 (TYP)	Vendor	Approval
468	6007-PLN-ATD-26-54-E039-P010	Steel Tubular Poles – Erection Sheet	Drawing	NA	ELEC-1 (TYP)	Vendor	Approval
469	6007-PLN-ATD-26-54-E041-P017	Steel Tubular Poles – Erection Sheet	Drawing	NA	ELEC-1 (TYP)	Vendor	Approval
470	6007-PLN-ATD-26-54-E043-P011	Steel Tubular Poles – Erection Sheet	Drawing	NA	ELEC-1 (TYP)	Vendor	Approval
471	6007-PLN-ATD-26-54-E044-P014	Steel Tubular Poles – Erection Sheet	Drawing	NA	ELEC-1 (TYP)	Vendor	Approval
472	6007-PLN-ATD-26-54-E045-P015	Steel Tubular Poles – Erection Sheet	Drawing	NA	ELEC-1 (TYP)	Vendor	Approval
473	6007-PLN-ATD-26-54-E048-P009	Steel Tubular Poles – Erection Sheet	Drawing	NA	ELEC-1 (TYP)	Vendor	Approval
474	6007-PLN-AGE-57-21-2101_R6	Alpha SF Bldg 101 One Line	Drawing	NA	ELEC-1 (TYP)	Vendor	41386
475	6007-PLN-AGE-57-21-2102_R6	Alpha SF Bldg 102 One Line	Drawing	NA	ELEC-1 (TYP)	Vendor	Approval
476	6007-PLN-AGE-57-21-2103_R6	Alpha SF Bldg 103 One Line	Drawing	NA	ELEC-1 (TYP)	Vendor	Approval
477	6007-PLN-AGE-57-21-2104_R6	Alpha SF Bldg 104 One Line	Drawing	NA	ELEC-1 (TYP)	Vendor	Approval

Compliance No.: GEN-2
Job: Mojave Solar Project
Date: 07/08/2014
Description: Electrical Site Drawings List - Alpha&Beta

Line No.	Sheet No.	Description	Type of Document	Revision Number	Applicable Condition of Certification	Vendor Supplied or EOR	Reason for Submittal
478	6007-PLN-AGE-57-21-2401_R2	Alpha SF Bldg 101 Panel Schedule LVSWBD	Drawing	NA	ELEC-1 (TYP)	Vendor	Approval
479	6007-PLN-AGE-57-21-2402_R2	Alpha SF Bldg 102 Panel Schedule LVSWBD	Drawing	NA	ELEC-1 (TYP)	Vendor	Approval
480	6007-PLN-AGE-57-21-2403_R2	Alpha SF Bldg 103 Panel Schedule LVSWBD	Drawing	NA	ELEC-1 (TYP)	Vendor	Approval
481	6007-PLN-AGE-57-21-2404_R2	Alpha SF Bldg 104 Panel Schedule LVSWBD	Drawing	NA	ELEC-1 (TYP)	Vendor	Approval
482	6007-PLN-AGE-57-21-6105_R6	Beta SF Bldg 105 One Line	Drawing	NA	ELEC-1 (TYP)	Vendor	Approval
483	6007-PLN-AGE-57-21-6106_R6	Beta SF Bldg 106 One Line	Drawing	NA	ELEC-1 (TYP)	Vendor	Approval
484	6007-PLN-AGE-57-21-6107_R6	Beta SF Bldg 107 One Line	Drawing	NA	ELEC-1 (TYP)	Vendor	Approval
485	6007-PLN-AGE-57-21-6108_R6	Beta SF Bldg 108 One Line	Drawing	NA	ELEC-1 (TYP)	Vendor	Approval
486	6007-PLN-AGE-57-21-6109_R6	Beta SF Bldg 109 One Line	Drawing	NA	ELEC-1 (TYP)	Vendor	Approval
487	6007-PLN-AGE-57-21-6405_R2	Beta SF Bldg 105 Panel Schedule LVSWBD	Drawing	NA	ELEC-1 (TYP)	Vendor	Approval
488	6007-PLN-AGE-57-21-6406_R2	Beta SF Bldg 106 Panel Schedule LVSWBD	Drawing	NA	ELEC-1 (TYP)	Vendor	Approval
489	6007-PLN-AGE-57-21-6407_R2	Beta SF Bldg 107 Panel Schedule LVSWBD	Drawing	NA	ELEC-1 (TYP)	Vendor	Approval
490	6007-PLN-AGE-57-21-6408_R2	Beta SF Bldg 108 Panel Schedule LVSWBD	Drawing	NA	ELEC-1 (TYP)	Vendor	Approval
491	6007-PLN-AGE-57-21-6409_R2	Beta SF Bldg 109 Panel Schedule LVSWBD	Drawing	NA	ELEC-1 (TYP)	Vendor	Approval
492	6007-CAL-AGE-00-40-0011_R3	Short Circuit Study in PB	Calculation	NA	ELEC-1 (TYP)	Vendor	Approval
493	6007-CAL-AGE-57-40-0500_R0	SF Fault Protections Justification Report	Calculation	NA	ELEC-1 (TYP)	Vendor	Approval
494	6007-PLN-ATD-23-36-E038	Lightning protection calculation	Drawing	NA	ELEC-1 (TYP)	Vendor	Approval
495	6007-PLN-ATD-23-03-E021	General Arrangement Plan	Drawing	NA	ELEC-1 (TYP)	Vendor	Approval
496	6007-PLN-ATD-23-03-E022	230kV Section A-A	Drawing	NA	ELEC-1 (TYP)	Vendor	Approval
497	6007-PLN-ATD-23-03-E023	230kV BUS Work Details	Drawing	NA	ELEC-1 (TYP)	Vendor	Approval
498	6007-PLN-ATD-23-21-E012	One-Line Diagram	Drawing	NA	ELEC-1 (TYP)	Vendor	Approval
499	6007-PLN-ATD-23-32-E052	Duct Bank and Conduit Details	Drawing	NA	ELEC-1 (TYP)	Vendor	Approval
500	6007-PLN-ATD-23-33-E042	Grounding Details	Drawing	NA	ELEC-1 (TYP)	Vendor	Approval
501	6007-PLN-ATD-23-34-E072	AC/DC Station Drawings	Drawing	NA	ELEC-1 (TYP)	Vendor	Approval
502	6007-PLN-ATD-23-02-E101	General installation relay house	Drawing	NA	ELEC-1 (TYP)	Vendor	Approval
503	6007-PLN-AGE-57-33-1004_R6	SF Barrier Fence Grounding Details	Drawing	NA	ELEC-1 (TYP)	Vendor	Approval
504	6007-PLN-AGE-57-33-1005_R5	SF Perimeter and Wind Fence Grounding Details	Drawing	NA	ELEC-1 (TYP)	Vendor	Approval
505	6007-PLN-AGE-57-33-1006_R5	SF Screening Fence Grounding Details	Drawing	NA	ELEC-1 (TYP)	Vendor	Approval
506	6007-PLN-AGE-57-33-2501-01_R2	Fences Grounding Plan Alpha	Drawing	NA	ELEC-1 (TYP)	Vendor	Approval
507	6007-PLN-AGE-57-33-2501-02_R2	Fences Grounding Plan Alpha	Drawing	NA	ELEC-1 (TYP)	Vendor	Approval
508	6007-PLN-AGE-57-33-6501_R2	Fences Grounding Plan Beta	Drawing	NA	ELEC-1 (TYP)	Vendor	Approval
509	6007-PLN-AGE-25-36-5341_R1	PB Lightning Protection Plan Turb Generator Cond & Aux Alpha - Sh.1	Drawing	NA	ELEC-1 (TYP)	Vendor	Approval
510	6007-PLN-AGE-25-36-5342_R1	PB Lightning Protection Plan Turb Generator Cond & Aux Alpha - Sh.2	Drawing	NA	ELEC-1 (TYP)	Vendor	Approval
511	6007-PLN-AGE-25-36-5343_R1	PB Lightning Protection Plan Turb Generator Cond & Aux Alpha - Sh.3	Drawing	NA	ELEC-1 (TYP)	Vendor	Approval
512	6007-PLN-AGE-25-36-5344_R1	PB Lightning Protection Plan Turb Generator Cond & Aux Alpha - Sh.4	Drawing	NA	ELEC-1 (TYP)	Vendor	Approval
513	6007-PLN-AGE-25-36-5345_R1	PB Lightning Protection Plan Turb Generator Cond & Aux Alpha - Sh.5	Drawing	NA	ELEC-1 (TYP)	Vendor	Approval
514	6007-PLN-AGE-21-36-5121_R1	SG Area Lightning Protection Alpha	Drawing	NA	ELEC-1 (TYP)	Vendor	Approval
515	6007-PLN-AGE-21-36-5122_R1	SG Area Lightning Protection Alpha	Drawing	NA	ELEC-1 (TYP)	Vendor	Approval
516	6007-PLN-AGE-21-36-5123_R1	SG Area Lightning Protection Alpha	Drawing	NA	ELEC-1 (TYP)		Approval
517	6007-PLN-AGE-21-36-5124_R1	SG Area Lightning Protection Alpha	Drawing	NA	ELEC-1 (TYP)	Vendor	Approval
518	6007-PLN-AGE-67-36-5444_R0	PB Lightning Protection Cooling Towers, Tanks Alpha	Drawing	NA	ELEC-1 (TYP)	Vendor	Approval
519	6007-PLN-AGE-67-36-5445_R0	Water Treatment Lightning Protection. Alpha.	Drawing	NA	ELEC-1 (TYP)	Vendor	Approval
520	6007-PLN-AGE-67-36-5446_R0	Water Treatment Lightning Protection. Alpha.	Drawing	NA	ELEC-1 (TYP)	Vendor	Approval
521	6007-PLN-AGE-67-36-5441_R1	PB Lightning Protection Elec Rooms Alpha	Drawing	NA	ELEC-1 (TYP)	Vendor	Approval
522	6007-PLN-AGE-67-36-5442_R1	PB Lightning Protection Elec Rooms Alpha	Drawing	NA	ELEC-1 (TYP)	Vendor	Approval
523	6007-PLN-AGE-67-36-5447_R0	PB Lightning Protection Elec Rooms Alpha	Drawing	NA	ELEC-1 (TYP)	Vendor	Approval
524	6007-PLN-AGE-58-36-5221_R0	Alpha HTF Lightning Protection Plan	Drawing	NA	ELEC-1 (TYP)	Vendor	Approval
525	6007-PLN-AGE-58-36-5231_R0	Alpha HTF Lightning Protection Details	Drawing	NA	ELEC-1 (TYP)	Vendor	Approval
526	6007-PLN-AGE-25-36-9731_R4	PB Lightning Protection Plan Turb Generator Cond & Aux Beta - Sh.1	Drawing	NA	ELEC-1 (TYP)	Vendor	Approval
527	6007-PLN-AGE-25-36-9732_R3	PB Lightning Protection Plan Turb Generator Cond & Aux Beta - Sh.2	Drawing	NA	ELEC-1 (TYP)	Vendor	Approval
528	6007-PLN-AGE-25-36-9733_R3	PB Lightning Protection Plan Turb Generator Cond & Aux Beta - Sh.3	Drawing	NA	ELEC-1 (TYP)	Vendor	Approval
529	6007-PLN-AGE-25-36-9734_R3	PB Lightning Protection Plan Turb Generator Cond & Aux Beta - Sh.4	Drawing	NA	ELEC-1 (TYP)	Vendor	Approval
530	6007-PLN-AGE-25-36-9735_R4	PB Lightning Protection Plan Turb Generator Cond & Aux Beta - Sh.5	Drawing	NA	ELEC-1 (TYP)	Vendor	Approval
531	6007-PLN-AGE-21-36-9521_R4	SG Area Lightning Protection Beta	Drawing	NA	ELEC-1 (TYP)	Vendor	Approval
532	6007-PLN-AGE-21-36-9522_R3	SG Area Lightning Protection Beta	Drawing	NA	ELEC-1 (TYP)	Vendor	Approval
533	6007-PLN-AGE-21-36-9523_R3	SG Area Lightning Protection Beta	Drawing	NA	ELEC-1 (TYP)	Vendor	Approval
534	6007-PLN-AGE-21-36-9524_R3	SG Area Lightning Protection Beta	Drawing	NA	ELEC-1 (TYP)	Vendor	Approval
535	6007-PLN-AGE-67-36-9844_R1	PB Lightning Protection Cooling Towers, Tanks Beta	Drawing	NA	ELEC-1 (TYP)	Vendor	Approval
536	6007-PLN-AGE-67-36-9845_R2	Water Treatment Lightning Protection. Beta.	Drawing	NA	ELEC-1 (TYP)	Vendor	Approval
537	6007-PLN-AGE-67-36-9846_R2	Water Treatment Lightning Protection. Beta.	Drawing	NA	ELEC-1 (TYP)	Vendor	Approval
538	6007-PLN-AGE-67-36-9841_R2	PB Lightning Protection Elec Bldg Beta	Drawing	NA	ELEC-1 (TYP)	Vendor	Approval
539	6007-PLN-AGE-67-36-9842_R2	PB Lightning Protection Elec Bldg Beta	Drawing	NA	ELEC-1 (TYP)	Vendor	Approval
540	6007-PLN-AGE-67-36-9847_R0	PB Lightning Protection Elec Bldg Beta	Drawing	NA	ELEC-1 (TYP)	Vendor	Approval
541	6007-PLN-AGE-58-36-5231_R2	HTF Lightning Protection Details	Drawing	NA	ELEC-1 (TYP)	Vendor	Approval
542	6007-PLN-AGE-58-36-9621_R3	Beta HTF Lightning Protection Plan	Drawing	NA	ELEC-1 (TYP)	Vendor	Approval
543	6007-PLN-AGE-57-21-2201_R6	Alpha SF Bldg 101 One Line UPS	Drawing	NA	ELEC-1 (TYP)	Vendor	Approval
544	6007-PLN-AGE-57-21-2202_R6	Alpha SF Bldg 102 One Line UPS	Drawing	NA	ELEC-1 (TYP)	Vendor	Approval
545	6007-PLN-AGE-57-21-2203_R6	Alpha SF Bldg 103 One Line UPS	Drawing	NA	ELEC-1 (TYP)	Vendor	Approval
546	6007-PLN-AGE-57-21-2204_R6	Alpha SF Bldg 104 One Line UPS	Drawing	NA	ELEC-1 (TYP)	Vendor	Approval
547	6007-PLN-AGE-57-21-2214_R5	Corner Loads Power Panel Schedules Alpha	Drawing	NA	ELEC-1 (TYP)	Vendor	Approval
548	6007-PLN-AGE-57-21-2215_R5	Corner Loads Power Panel Schedules Alpha	Drawing	NA	ELEC-1 (TYP)	Vendor	Approval
549	6007-PLN-AGE-57-21-2216_R5	Panel Schedule For Outdoor Power Panels For Feeders Alpha	Drawing	NA	ELEC-1 (TYP)	Vendor	Approval
550	6007-PLN-AGE-57-21-2301_R3	Alpha SF Bldg 101 Panel Schedule UPS	Drawing	NA	ELEC-1 (TYP)	Vendor	Approval
551	6007-PLN-AGE-57-21-2302_R3	Alpha SF Bldg 102 Panel Schedule UPS	Drawing	NA	ELEC-1 (TYP)	Vendor	Approval
552	6007-PLN-AGE-57-21-2303_R3	Alpha SF Bldg 103 Panel Schedule UPS	Drawing	NA	ELEC-1 (TYP)	Vendor	Approval
553	6007-PLN-AGE-57-21-2304_R3	Alpha SF Bldg 104 Panel Schedule UPS	Drawing	NA	ELEC-1 (TYP)	Vendor	Approval
554	6007-PLN-AGE-57-21-2314_R6	Alpha One-Line Corner Loads	Drawing	NA	ELEC-1 (TYP)	Vendor	Approval
555	6007-PLN-AGE-57-21-2315_R5	Alpha One-Line Corner Loads	Drawing	NA	ELEC-1 (TYP)	Vendor	Approval
556	6007-PLN-AGE-57-21-2316_R4	Alpha One-Line Outdoor Power Panels For Feeders	Drawing	NA	ELEC-1 (TYP)	Vendor	Approval
557	6007-CAL-AGE-00-40-0011_R3	Short Circuit Study in PB	Calculation	NA	ELEC-1 (TYP)	Vendor	Approval
558	6007-PLN-AGE-57-21-6205_R6	Beta SF Bldg 105 One Line UPS	Drawing	NA	ELEC-1 (TYP)	Vendor	Approval
559	6007-PLN-AGE-57-21-6206_R6	Beta SF Bldg 106 One Line UPS	Drawing	NA	ELEC-1 (TYP)	Vendor	Approval
560	6007-PLN-AGE-57-21-6207_R7	Beta SF Bldg 107 One Line UPS	Drawing	NA	ELEC-1 (TYP)	Vendor	Approval
561	6007-PLN-AGE-57-21-6208_R6	Beta SF Bldg 108 One Line UPS	Drawing	NA	ELEC-1 (TYP)	Vendor	Approval
562	6007-PLN-AGE-57-21-6209_R7	Beta SF Bldg 109 One Line UPS	Drawing	NA	ELEC-1 (TYP)	Vendor	Approval
563	6007-PLN-AGE-57-21-6214_R5	Corner Loads Power Panel Schedules Beta	Drawing	NA	ELEC-1 (TYP)	Vendor	Approval
564	6007-PLN-AGE-57-21-6215_R5	Corner Loads Power Panel Schedules Beta	Drawing	NA	ELEC-1 (TYP)	Vendor	Approval
565	6007-PLN-AGE-57-21-6216_R5	Panel Schedule For Outdoor Power Panels For Feeders Beta	Drawing	NA	ELEC-1 (TYP)	Vendor	Approval
566	6007-PLN-AGE-57-21-6305_R3	Beta SF Bldg 105 Panel Schedule UPS	Drawing	NA	ELEC-1 (TYP)	Vendor	Approval
567	6007-PLN-AGE-57-21-6306_R3	Beta SF Bldg 106 Panel Schedule UPS	Drawing	NA	ELEC-1 (TYP)	Vendor	Approval
568	6007-PLN-AGE-57-21-6307_R4	Beta SF Bldg 107 Panel Schedule UPS	Drawing	NA	ELEC-1 (TYP)	Vendor	Approval
569	6007-PLN-AGE-57-21-6308_R3	Beta SF Bldg 108 Panel Schedule UPS	Drawing	NA	ELEC-1 (TYP)	Vendor	Approval
570	6007-PLN-AGE-57-21-6309_R4	Beta SF Bldg 109 Panel Schedule UPS	Drawing	NA	ELEC-1 (TYP)	Vendor	Approval
571	6007-PLN-AGE-57-21-6314_R5	One-Line - Beta - Corner Loads	Drawing	NA	ELEC-1 (TYP)	Vendor	Approval
572	6007-PLN-AGE-57-21-6315_R5	One-Line - Beta - Corner Loads	Drawing	NA	ELEC-1 (TYP)	Vendor	Approval
573	6007-PLN-AGE-57-21-6316_R4	One-Line For Outdoor Power Panels For Feeders Beta	Drawing	NA	ELEC-1 (TYP)	Vendor	Approval
574	6007-PLN-AGE-57-21-6507_R3	One-Lines For Power and UPS Panels For 107 North HTF Beta	Drawing	NA	ELEC-1 (TYP)	Vendor	Approval
575	6007-PLN-AGE-57-21-6509_R3	One-Lines For Power and UPS Panels For 109 South HTF Beta	Drawing	NA	ELEC-1 (TYP)	Vendor	Approval
576	6007-CAL-AGE-00-40-0011_R3	Short Circuit Study in PB	Calculation	NA	ELEC-1 (TYP)	Vendor	Approval
577	6007-CAL-AGE-00-34-2051_R3	Medium Voltage Power Cable Sizing Alpha	Calculation	NA	ELEC-1 (TYP)	Vendor	Approval
578	6007-CAL-AGE-00-34-5051_R3	Medium Voltage Power Cable Sizing Beta	Calculation	NA	ELEC-1 (TYP)	Vendor	Approval
579	6007-PLN-ATP-00-21-O001_R3	Electrical One Line symbols list	Drawing	NA	ELEC-1 (TYP)	Vendor	Approval
580	6007-PLN-ATP-28-21-O100-1_R9	Alpha One Line 5KV Bldg #22	Drawing	NA	ELEC-1 (TYP)	Vendor	Approval
581	6007-PLN-ATP-28-21-O100-2_R9	Alpha One Line 5KV Bldg #22	Drawing	NA	ELEC-1 (TYP)	Vendor	Approval
582	6007-PLN-ATP-28-21-O200-1_R9	Beta One Line 5KV Bldg #22	Drawing	NA	ELEC-1 (TYP)	Vendor	Approval
583	6007-PLN-ATP-28-21-O200-2_R9	Beta One Line 5KV Bldg #22	Drawing	NA	ELEC-1 (TYP)	Vendor	Approval
584	6007-PLN-ATP-28-21-O101_R9	Alpha One Line 5KV VSD System Bldg #27	Drawing	NA	ELEC-1 (TYP)	Vendor	Approval
585	6007-PLN-ATP-28-21-O201_R9	Beta One Line 5KV VSD System Bldg #27	Drawing	NA	ELEC-1 (TYP)	Vendor	Approval
586	6007-PLN-ATP-28-21-O102_R11	Alpha One Line 5KV Bldg #26	Drawing	NA	ELEC-1 (TYP)	Vendor	Approval
587	6007-PLN-ATP-28-21-O202_R11	Beta One Line 5KV Bldg #26	Drawing	NA	ELEC-1 (TYP)	Vendor	Approval
588	6007-PLN-ATP-00-21-O010_R12	Alpha overall One-Line	Drawing	NA	ELEC-1 (TYP)	Vendor	Approval
589	6007-PLN-ATP-00-21-O020_R12	Beta overall One-Line	Drawing	NA	ELEC-1 (TYP)	Vendor	Approval
590	6007-ESP-ATP-00-32-C110_R3	Specification For Electrical Construction - Duct Banks	Spec	NA	ELEC-1 (TYP)	Vendor	Approval
591	6007-ESP-ATP-00-33-C105_R3	Grounding General Design Criteria	Spec	NA	ELEC-1 (TYP)	Vendor	Approval
592	6007-ESP-ATP-00-34-C100_R3	Electrical Contractor General Scope and Criteria	Spec	NA	ELEC-1 (TYP)	Vendor	Approval
593	6007-PLN-AGE-00-33-5001_R3	Grounding Plan - PB Alpha Over-All	Drawing	NA	ELEC-1 (TYP)	Vendor	Approval
594	6007-PLN-AGE-58-33-3202_R2	Alpha HTF grounding System plan	Drawing	NA	ELEC-1 (TYP)	Vendor	Approval
595	6007-PLN-AGE-00-33-9001_R3	Grounding Plan - PB Beta Over-All	Drawing	NA	ELEC-1 (TYP)	Vendor	Approval

Compliance No.: GEN-2
Job: Mojave Solar Project
Date: 07/08/2014
Description: Electrical Site Drawings List - Alpha&Beta

Line No.	Sheet No.	Description	Type of Document	Revision Number	Applicable Condition of Certification	Vendor Supplied or EOR	Reason for Submittal
596	6007-PLN-AGE-58-33-5602_R2	Beta HTF grounding System plan	Drawing	NA	ELEC-1 (TYP)	Vendor	Approval
597	6007-PLN-AGE-25-33-5301_R3	Turb Generator Cond & Aux Area Grounding Plan Alpha	Drawing	NA	ELEC-1 (TYP)	Vendor	Approval
598	6007-PLN-AGE-25-33-9701_R3	Turb Generator Cond & Aux Area Grounding Plan Beta	Drawing	NA	ELEC-1 (TYP)	Vendor	Approval
599	6007-PLN-AGE-21-33-5101_R2	SG Area Grounding Plan Alpha	Drawing	NA	ELEC-1 (TYP)	Vendor	Approval
600	6007-PLN-AGE-21-33-9501_R3	SG Area Grounding Plan Beta	Drawing	NA	ELEC-1 (TYP)	Vendor	Approval
601	6007-PLN-AGE-58-33-2001_R2	Alpha Ullage and Overflow Platform Aerial Grounding system	Drawing	NA	ELEC-1 (TYP)	Vendor	Approval
602	6007-PLN-AGE-67-33-5403_R0	Water Treatment Grounding Alpha	Drawing	NA	ELEC-1 (TYP)	Vendor	Approval
603	6007-PLN-AGE-58-33-5201_R2	Alpha HTF Overflow Tank (A-MT-204B) Grounding Plan	Drawing	NA	ELEC-1 (TYP)	Vendor	Approval
604	6007-PLN-AGE-58-33-5202_R2	Alpha HTF Overflow Tank (A-MT-204A) Grounding Plan	Drawing	NA	ELEC-1 (TYP)	Vendor	Approval
605	6007-PLN-AGE-58-33-6001_R2	Beta Ullage and Overflow Platform Aerial Grounding system	Drawing	NA	ELEC-1 (TYP)	Vendor	Approval
606	6007-PLN-AGE-67-33-9803_R0	Water Treatment Grounding Beta	Drawing	NA	ELEC-1 (TYP)	Vendor	Approval
607	6007-PLN-AGE-58-33-7201_R2	Beta HTF Overflow Tank (B-MT-204B) Grounding Plan	Drawing	NA	ELEC-1 (TYP)	Vendor	Approval
608	6007-PLN-AGE-58-33-7202_R2	Beta HTF Overflow Tank (B-MT-204A) Grounding Plan	Drawing	NA	ELEC-1 (TYP)	Vendor	Approval
609	6007-PLN-AGE-00-33-1001_R2	Pipe Rack Grounding Rack 1	Drawing	NA	ELEC-1 (TYP)	Vendor	Approval
610	6007-PLN-AGE-00-33-1002_R1	Pipe Rack Grounding General Details	Drawing	NA	ELEC-1 (TYP)	Vendor	Approval
611	6007-PLN-AGE-00-33-1003_R2	Pipe Rack Grounding Rack 3 North-South	Drawing	NA	ELEC-1 (TYP)	Vendor	Approval
612	6007-PLN-AGE-00-33-1004_R2	Pipe Rack Grounding Rack 3 West-East	Drawing	NA	ELEC-1 (TYP)	Vendor	Approval
613	6007-PLN-AGE-00-33-1005_R1	Pipe Rack Grounding Rack 2	Drawing	NA	ELEC-1 (TYP)	Vendor	Approval
614	6007-PLN-AGE-00-33-1006_R0	Pipe Rack Grounding Rack 4	Drawing	NA	ELEC-1 (TYP)	Vendor	Approval
615	6007-PLN-AGE-00-33-1007_R0	Pipe Rack Grounding Rack 5	Drawing	NA	ELEC-1 (TYP)	Vendor	Approval
616	6007-PLN-AGE-58-33-3001_R1	PB HTF Underground North Crossing Grounding	Drawing	NA	ELEC-1 (TYP)	Vendor	Approval
617	6007-PLN-AGE-58-33-3002_R1	PB HTF Underground South Crossing Grounding	Drawing	NA	ELEC-1 (TYP)	Vendor	Approval
618	6007-PLN-AGE-67-33-5401_R0	Alpha Grounding Utilities	Drawing	NA	ELEC-1 (TYP)	Vendor	Approval
619	6007-PLN-AGE-67-33-5402_R0	Alpha Grounding Utilities	Drawing	NA	ELEC-1 (TYP)	Vendor	Approval
620	6007-PLN-AGE-67-33-9801_R0	Beta Grounding Utilities	Drawing	NA	ELEC-1 (TYP)	Vendor	Approval
621	6007-PLN-AGE-67-33-9802_R0	Beta Grounding Utilities	Drawing	NA	ELEC-1 (TYP)	Vendor	Approval
622	6007-PLN-AGE-57-33-1000_R2	SF Grounding General Details	Drawing	NA	ELEC-1 (TYP)	Vendor	Approval
623	6007-PLN-AGE-57-33-1007_R3	SF Grounding General Details	Drawing	NA	ELEC-1 (TYP)	Vendor	Approval
624	6007-PLN-AGE-57-33-1008_R0	SF Grounding Type 3 Details	Drawing	NA	ELEC-1 (TYP)	Vendor	Approval
625	6007-PLN-AGE-57-33-2102_R5	Alpha SF 102 Grounding Plan	Drawing	NA	ELEC-1 (TYP)	Vendor	Approval
626	6007-PLN-AGE-57-33-2103_R6	Alpha SF 103 Grounding Plan	Drawing	NA	ELEC-1 (TYP)	Vendor	Approval
627	6007-PLN-AGE-57-33-6106_R4	Beta SF 106 Grounding Plan	Drawing	NA	ELEC-1 (TYP)	Vendor	Approval
628	6007-PLN-AGE-57-33-6107_R4	Beta SF 107 Grounding Plan	Drawing	NA	ELEC-1 (TYP)	Vendor	Approval
629	6007-PLN-AGE-57-33-6108_R4	Beta SF 108 Grounding Plan	Drawing	NA	ELEC-1 (TYP)	Vendor	Approval
630	6007-PLN-AGE-57-33-6109_R5	Beta SF 109 Grounding Plan	Drawing	NA	ELEC-1 (TYP)	Vendor	Approval
631	6007-PLN-AGE-57-33-1000_R2	SF Grounding General Details	Drawing	NA	ELEC-1 (TYP)	Vendor	Approval
632	6007-PLN-AGE-57-33-1002_R3	SF Grounding General Typical Solar Collector	Drawing	NA	ELEC-1 (TYP)	Vendor	Approval
633	6007-PLN-AGE-57-33-1003_R3	SF Grounding General Typical Solar Collector	Drawing	NA	ELEC-1 (TYP)	Vendor	Approval
634	6007-PLN-AGE-57-33-1004_R6	SF Barrier Fence Grounding Details	Drawing	NA	ELEC-1 (TYP)	Vendor	Approval
635	6007-PLN-AGE-57-33-1005_R5	SF Perimeter and Wind Fence Grounding Details	Drawing	NA	ELEC-1 (TYP)	Vendor	Approval
636	6007-PLN-AGE-57-33-1006_R5	SF Screening Fence Grounding Details	Drawing	NA	ELEC-1 (TYP)	Vendor	Approval
637	6007-PLN-AGE-57-33-1007_R3	SF Grounding General Details	Drawing	NA	ELEC-1 (TYP)	Vendor	Approval
638	6007-PLN-AGE-57-33-1008_R0	SF Grounding Type 3 Details	Drawing	NA	ELEC-1 (TYP)	Vendor	Approval
639	6007-PLN-AGE-57-33-1009_R0	SF Grounding Type 4 Details	Drawing	NA	ELEC-1 (TYP)	Vendor	Approval
640	6007-CAL-AGE-57-33-2800_R3	SF Alpha Grounding and Lightning Study	Calculation	NA	ELEC-1 (TYP)	Vendor	Approval
641	6007-CAL-AGE-57-33-6800_R3	SF Beta Grounding and Lightning Study	Calculation	NA	ELEC-1 (TYP)	Vendor	Approval
642	6007-PLN-AGE-57-33-2000_R4	Alpha SF General Grounding	Drawing	NA	ELEC-1 (TYP)	Vendor	Approval
643	6007-PLN-AGE-57-33-2001_R1	Alpha SF General Grounding Cover	Drawing	NA	ELEC-1 (TYP)	Vendor	Approval
644	6007-PLN-AGE-57-33-2002_R1	Alpha SF General Grounding Notes	Drawing	NA	ELEC-1 (TYP)	Vendor	Approval
645	6007-PLN-AGE-57-33-2101_R5	Alpha SF 101 Grounding Plan	Drawing	NA	ELEC-1 (TYP)	Vendor	Approval
646	6007-PLN-AGE-57-33-2102_R5	Alpha SF 102 Grounding Plan	Drawing	NA	ELEC-1 (TYP)	Vendor	Approval
647	6007-PLN-AGE-57-33-2103_R6	Alpha SF 103 Grounding Plan	Drawing	NA	ELEC-1 (TYP)	Vendor	Approval
648	6007-PLN-AGE-57-33-2104_R5	Alpha SF 104 Grounding Plan	Drawing	NA	ELEC-1 (TYP)	Vendor	Approval
649	6007-PLN-AGE-57-33-6000_R4	Beta SF General Grounding	Drawing	NA	ELEC-1 (TYP)	Vendor	Approval
650	6007-PLN-AGE-57-33-6001_R1	Beta SF General Grounding Cover	Drawing	NA	ELEC-1 (TYP)	Vendor	Approval
651	6007-PLN-AGE-57-33-6002_R1	Beta SF General Grounding Notes	Drawing	NA	ELEC-1 (TYP)	Vendor	Approval
652	6007-PLN-AGE-57-33-6105_R5	Beta SF 105 Grounding Plan	Drawing	NA	ELEC-1 (TYP)	Vendor	Approval
653	6007-PLN-AGE-57-33-6106_R4	Beta SF 106 Grounding Plan	Drawing	NA	ELEC-1 (TYP)	Vendor	Approval
654	6007-PLN-AGE-57-33-6107_R4	Beta SF 107 Grounding Plan	Drawing	NA	ELEC-1 (TYP)	Vendor	Approval
655	6007-PLN-AGE-57-33-6108_R4	Beta SF 108 Grounding Plan	Drawing	NA	ELEC-1 (TYP)	Vendor	Approval
656	6007-PLN-AGE-57-33-6109_R5	Beta SF 109 Grounding Plan	Drawing	NA	ELEC-1 (TYP)	Vendor	Approval
657	6007-CAL-AGE-57-40-0301_VOID	Short Circuit Calculation in SF	Calculation	NA	ELEC-1 (TYP)	Vendor	Approval
658	6007-CAL-AGE-00-40-0011_R3	Short Circuit Calculation in PB and SF	Calculation	NA	ELEC-1 (TYP)	Vendor	Approval
659	007-CAL-AGE-57-40-0500	Calculation report	Calculation	NA	ELEC-1 (TYP)	Vendor	Approval
660	6007-PLN-AGE-57-33-1010_R1	Beta Pipe Rack Grounding Crossing with Drainage Channel	Drawing	NA	ELEC-1 (TYP)	Vendor	Approval
661	6007-PLN-AGE-57-33-1011_R1	Beta Pipe Rack Grounding Details Crossing with Drainage Channel	Drawing	NA	ELEC-1 (TYP)	Vendor	Approval
662	6007-CAL-AGE-43-20-0004_R4	HTF and Parking Lighting Calc For PB Alpha	Calculation	NA	ELEC-1 (TYP)	Vendor	Approval
663	6007-CAL-AGE-43-20-0012_R4	HTF and Parking Lighting Calc For PB Beta	Calculation	NA	ELEC-1 (TYP)	Vendor	Approval
664	6007-CAL-AGE-57-40-8001_R2	SF Lighting Calc for Drainage Channel Crossing HTF Pipes Beta	Calculation	NA	ELEC-1 (TYP)	Vendor	Approval
665	6007-CAL-AGE-00-36-0011_R2	PB Lightning Calc Report Beta	Calculation	NA	ELEC-1 (TYP)	Vendor	Approval
666	6007-CAL-AGE-00-36-0001_R2	PB Lightning Calc Report Alpha	Calculation	NA	ELEC-1 (TYP)	Vendor	Approval
667	6007-PLN-ATP-27-21-O160_R9	Alpha 480V One Line LVSWGR 5 Bldg #22	Drawing	NA	ELEC-1 (TYP)	Vendor	Approval
668	6007-PLN-ATP-00-21-O012_R1	Alpha 480V One Line LVSWGR 5 Bldg #22 Overview	Drawing	NA	ELEC-1 (TYP)	Vendor	Approval
669	6007-PLN-ATP-00-21-O013_R1	Alpha 480V One Line LVSWGR 6 Bldg #22 Overview	Drawing	NA	ELEC-1 (TYP)	Vendor	Approval
670	6007-PLN-ATP-27-21-O181_R6	Alpha 480V One Line LVSWGR 6 Bldg #22	Drawing	NA	ELEC-1 (TYP)	Vendor	Approval
671	6007-PLN-ATP-27-21-O305_R9	Alpha 480V One Line MCC 51 Bldg #22	Drawing	NA	ELEC-1 (TYP)	Vendor	Approval
672	6007-PLN-ATP-27-21-O335_R8	Alpha 480V One Line MCC 62 Bldg #22	Drawing	NA	ELEC-1 (TYP)	Vendor	Approval
673	6007-PLN-ATP-27-23-P505_R8	Alpha Electrical panel PP 52 Bldg #22	Drawing	NA	ELEC-1 (TYP)	Vendor	Approval
674	6007-PLN-ATP-27-23-P510_R8	Alpha Electrical panel PP 53 Bldg #22	Drawing	NA	ELEC-1 (TYP)	Vendor	Approval
675	6007-PLN-ATP-27-23-P511_R8	Alpha Electrical panel PP 5307 Bldg #22	Drawing	NA	ELEC-1 (TYP)	Vendor	Approval
676	6007-PLN-ATP-27-23-P512-1_R5	Alpha Electrical Lighting Panel LP 5305 Bldg #22	Drawing	NA	ELEC-1 (TYP)	Vendor	Approval
677	6007-PLN-ATP-27-23-P512-2_R4	Alpha Electrical Lighting Panel LP 5305 Bldg #22	Drawing	NA	ELEC-1 (TYP)	Vendor	Approval
678	6007-PLN-ATP-27-23-P570_R3	Alpha One Line DCP 362030110 Bldg #22	Drawing	NA	ELEC-1 (TYP)	Vendor	Approval
679	6007-PLN-ATP-00-21-O023_R1	Beta 480V One Line LVSWGR 16 Bldg #22 Overview	Drawing	NA	ELEC-1 (TYP)	Vendor	Approval
680	6007-PLN-ATP-27-21-O281_R6	Beta 480V One Line LVSWGR 16 Bldg #22	Drawing	NA	ELEC-1 (TYP)	Vendor	Approval
681	6007-PLN-ATP-27-21-O435_R8	Beta 480V One Line MCC 162 Electrical Bldg #22	Drawing	NA	ELEC-1 (TYP)	Vendor	Approval
682	6007-PLN-ATP-27-21-O175_R11	Alpha 480V One Line LVSWGR 36, Bldg #27	Drawing	NA	ELEC-1 (TYP)	Vendor	Approval
683	6007-PLN-AGE-00-21-0015_R0	Alpha 480V One Line LVSWGR 36, Bldg #27 Overview	Drawing	NA	ELEC-1 (TYP)	Vendor	Approval
684	6007-PLN-AGE-27-21-P555_R2	Alpha Electrical panel DCP-362301 Bldg #27	Drawing	NA	ELEC-1 (TYP)	Vendor	Approval
685	6007-PLN-AGE-27-21-P556_R1	Alpha Electrical panel RP 36206 Bldg #27	Drawing	NA	ELEC-1 (TYP)	Vendor	Approval
686	6007-PLN-AGE-43-20-0009-1_R6	Outdoor Lighting Panel One-Line Alpha LP-36212	Drawing	NA	ELEC-1 (TYP)	Vendor	Approval
687	6007-PLN-AGE-43-20-0009-1_R6	Page 2	Drawing	NA	ELEC-1 (TYP)	Vendor	Approval
688	6007-PLN-ATP-27-21-P528_R2	Alpha Panel PP 36212 Bldg #27	Drawing	NA	ELEC-1 (TYP)	Vendor	Approval
689	6007-PLN-ATP-27-23-P535_R9	Alpha Electrical Panel PP 362, Bldg #27	Drawing	NA	ELEC-1 (TYP)	Vendor	Approval
690	6007-PLN-ATP-27-23-P536_R10	Alpha Panel PP 36208, Bldg #27	Drawing	NA	ELEC-1 (TYP)	Vendor	Approval
691	6007-PLN-AGE-43-20-0017_R6	Outdoor Lighting Panel One-Line Beta LP-136212	Drawing	NA	ELEC-1 (TYP)	Vendor	Approval
692	6007-PLN-ATP-27-21-O170_R10	Alpha 480V One Line LVSWGR 403 Bldg #26	Drawing	NA	ELEC-1 (TYP)	Vendor	Approval
693	6007-PLN-ATP-00-21-O011_R0	Alpha 480V One Line LVSWGR 401 Bldg #26 Overview	Drawing	NA	ELEC-1 (TYP)	Vendor	Approval
694	6007-PLN-ATP-27-21-O325_R10	Alpha 480V One Line MCC 4031 Bldg #26	Drawing	NA	ELEC-1 (TYP)	Vendor	Approval
695	6007-PLN-ATP-27-21-O340_R9	Alpha 480V One Line MCC 4032, MCC 4034, MCC 4035 & MCC 4036. Bldg #26	Drawing	NA	ELEC-1 (TYP)	Vendor	Approval
696	6007-PLN-ATP-27-23-O525-1_R10	Alpha Electrical panel PP-4013 Bldg #26	Drawing	NA	ELEC-1 (TYP)	Vendor	Approval
697	6007-PLN-ATP-27-23-O525-2_R10	Page 2	Drawing	NA	ELEC-1 (TYP)	Vendor	Approval
698	6007-PLN-ATP-27-23-O525-3_R10	Page 3	Drawing	NA	ELEC-1 (TYP)	Vendor	Approval
699	6007-PLN-ATP-27-23-P527_R4	Alpha Electrical Lighting Panel LP 401301 Bldg #26	Drawing	NA	ELEC-1 (TYP)	Vendor	Approval
700	6007-PLN-ATP-27-21-O270_R10	Beta 480V One Line LVSWGR 1403 Bldg #26	Drawing	NA	ELEC-1 (TYP)	Vendor	Approval
701	6007-PLN-ATP-00-21-O021_R0	Beta 480V One Line LVSWGR 1401 Bldg #26 Overview	Drawing	NA	ELEC-1 (TYP)	Vendor	Approval
702	6007-PLN-ATP-27-21-O425_R10	Beta 480V One Line MCC 14031 Bldg #26	Drawing	NA	ELEC-1 (TYP)	Vendor	Approval
703	6007-PLN-ATP-27-21-O440_R9	Beta 480V One Line MCC 14032, MCC 14034, MCC 14035 & MCC 14036. Bldg #26	Drawing	NA	ELEC-1 (TYP)	Vendor	Approval
704	6007-PLN-ATP-27-23-P625-1_R9	Beta Electrical Panel PP 14013 & PP 1401316 Bldg #26	Drawing	NA	ELEC-1 (TYP)	Vendor	Approval
705	6007-PLN-ATP-27-23-P625-2_R3	Beta Electrical Panel PP 14013 & PP 1401316 Bldg #26	Drawing	NA	ELEC-1 (TYP)	Vendor	Approval
706	6007-PLN-ATP-27-23-P625-3_R4	Beta Electrical Panel PP 14013 & PP 1401316 Bldg #26	Drawing	NA	ELEC-1 (TYP)	Vendor	Approval
707	6007-PLN-ATP-27-23-P627_R4	Beta Electrical Lighting Panel LP 401301 Bldg #26	Drawing	NA	ELEC-1 (TYP)	Vendor	Approval
708	6007-PLN-ATP-27-23-P506-1_R3	Alpha Water Treatment Panel PP-5201	Drawing	NA	ELEC-1 (TYP)	Vendor	Approval
709	6007-PLN-ATP-27-23-P506-2_R3	Page 2	Drawing	NA	ELEC-1 (TYP)	Vendor	Approval
710	6007-PLN-ATP-27-23-P507_R2	Alpha Water Treatment Panel PP-5202	Drawing	NA	ELEC-1 (TYP)	Vendor	Approval
711	6007-PLN-ATP-27-23-P576	Fire Protection System Alpha Plant	Drawing	NA	ELEC-1 (TYP)	Vendor	Approval
712	6007-PLN-ATP-27-23-P676	Fire Protection System Beta Plant	Drawing	NA	ELEC-1 (TYP)	Vendor	Approval
713	6007-PLN-ATP-28-21-0100-2	MVSWGR-1 signed Alpha Plant	Drawing	NA	ELEC-1 (TYP)	Vendor	Approval

Compliance No.: GEN-2
Job: Mojave Solar Project
Date: 07/08/2014
Description: Electrical Site Drawings List - Alpha&Beta

Line No.	Sheet No.	Description	Type of Document	Revision Number	Applicable Condition of Certification	Vendor Supplied or EOR	Reason for Submittal
714	6007-PLN-ATP-28-21-0200-2	MVSWGR-2 signed Beta Plant	Drawing	NA	ELEC-1 (TYP)	Vendor	Approval
715	6007-PLN-ATP-00-21-O012_R1	Alpha Site Overview of LVSWGR-5 Building #22	Drawing	NA	ELEC-1 (TYP)	Vendor	Approval
716	6007-PLN-ATP-00-21-O013_R1	Alpha Site Overview of LVSWGR-6 Building #22	Drawing	NA	ELEC-1 (TYP)	Vendor	Approval
717	6007-PLN-ATP-27-21-O160_R9	Alpha 480V Single-Line LVSWGR-5 Building #22	Drawing	NA	ELEC-1 (TYP)	Vendor	Approval
718	6007-PLN-ATP-27-21-O181_R6	Alpha 480V Single-Line LVSWGR-6 Building #22	Drawing	NA	ELEC-1 (TYP)	Vendor	Approval
719	6007-PLN-ATP-27-21-O305_R9	Alpha 480V Single-Line MCC-51 Building #22	Drawing	NA	ELEC-1 (TYP)	Vendor	Approval
720	6007-PLN-ATP-27-21-O335_R8	Alpha 480V Single-Line MCC-62 Building #22	Drawing	NA	ELEC-1 (TYP)	Vendor	Approval
721	6007-PLN-ATP-27-23-P505_R8	Alpha Electrical Panel PP-52 & PP-5211 Building #22	Drawing	NA	ELEC-1 (TYP)	Vendor	Approval
722	6007-PLN-ATP-27-23-P510_R8	Alpha Electrical Panel PP-53 Building #22	Drawing	NA	ELEC-1 (TYP)	Vendor	Approval
723	6007-PLN-ATP-27-23-P511_R8	Alpha Electrical Panel PP-5304 Building #22	Drawing	NA	ELEC-1 (TYP)	Vendor	Approval
724	6007-PLN-ATP-27-23-P512-1_R5	Alpha Electrical Lighting Panel LP-5305 Building #22	Drawing	NA	ELEC-1 (TYP)	Vendor	Approval
725	6007-PLN-ATP-27-23-P512-2_R4	Alpha Electrical Lighting Panel LP-5305 Building #22	Drawing	NA	ELEC-1 (TYP)	Vendor	Approval
726	6007-PLN-ATP-27-23-P570_R3	Alpha One-Line Diagram DCP-362030110 Building #22	Drawing	NA	ELEC-1 (TYP)	Vendor	Approval
727	6007-PLN-ATP-00-21-O023_R1	Beta Site Overview Of LVSWGR-16 Building #22	Drawing	NA	ELEC-1 (TYP)	Vendor	Approval
728	6007-PLN-ATP-27-21-O281_R6	Beta 480V Single-Line LVSWGR-16 Building #22	Drawing	NA	ELEC-1 (TYP)	Vendor	Approval
729	6007-PLN-ATP-27-21-O435_R8	Beta 480V Single-Line MCC-162 Building #22	Drawing	NA	ELEC-1 (TYP)	Vendor	Approval
730	6007-PLN-AGE-00-21-0015_R0	Alpha Site Overview Of LVSWGR-36 Building #27	Drawing	NA	ELEC-1 (TYP)	Vendor	Approval
731	6007-PLN-ATP-27-21-O175_R11	Alpha 480V Single-Line LVSWGR-36 Building #27	Drawing	NA	ELEC-1 (TYP)	Vendor	Approval
732	6007-PLN-AGE-27-21-P555_R2	Alpha One-Line Diagram DCP-3620301 Building #27	Drawing	NA	ELEC-1 (TYP)	Vendor	Approval
733	6007-PLN-AGE-27-21-P556_R1	Alpha Receptacle Panel RP-36206 Electrical Room 27	Drawing	NA	ELEC-1 (TYP)	Vendor	Approval
734	6007-PLN-AGE-43-20-0009-1_R6	Outdoor Lighting Panel Single Line Diagram, Alpha Plant, LP-36209	Drawing	NA	ELEC-1 (TYP)	Vendor	Approval
735	6007-PLN-AGE-43-20-0009-1_R6	Outdoor Lighting Panel Single Line Diagram, Alpha Plant, LP-36209	Drawing	NA	ELEC-1 (TYP)	Vendor	Approval
736	6007-PLN-ATP-27-21-P528_R2	Alpha Electrical Panel PP-36212 Building #27	Drawing	NA	ELEC-1 (TYP)	Vendor	Approval
737	6007-PLN-ATP-27-23-P535_R9	Alpha Electrical Panel PP-362 Building #27	Drawing	NA	ELEC-1 (TYP)	Vendor	Approval
738	6007-PLN-ATP-27-23-P536_R10	Alpha Electrical Panel PP-36205 Building #27	Drawing	NA	ELEC-1 (TYP)	Vendor	Approval
739	6007-PLN-AGE-43-20-0017-1_R6	Outdoor Lighting Panel Single Line Diagram, Beta Plant, LP-136209	Drawing	NA	ELEC-1 (TYP)	Vendor	Approval
740	6007-PLN-AGE-43-20-0017-2_R6	Outdoor Lighting Panel Single Line Diagram, Beta Plant, LP-136209	Drawing	NA	ELEC-1 (TYP)	Vendor	Approval
741	6007-PLN-ATP-00-21-O011_R0	Alpha Site Overview Of LVSWGR-401 Building #26	Drawing	NA	ELEC-1 (TYP)	Vendor	Approval
742	6007-PLN-ATP-27-21-O170_R10	Alpha Site 480V Single-Line LVSWGR-401 Building #26	Drawing	NA	ELEC-1 (TYP)	Vendor	Approval
743	6007-PLN-ATP-27-21-O325_R10	Alpha Site 480V Single-Line MCC-4011 Building #26	Drawing	NA	ELEC-1 (TYP)	Vendor	Approval
744	6007-PLN-ATP-27-21-O340_R9	Alpha Site 480V Single-Line MCC-4012 Building #26	Drawing	NA	ELEC-1 (TYP)	Vendor	Approval
745	6007-PLN-ATP-27-23-P525-1_R10	Alpha Electrical Panel PP-4013 & PP-40136 Building #26	Drawing	NA	ELEC-1 (TYP)	Vendor	Approval
746	6007-PLN-ATP-27-23-P525-2_R3	Alpha Electrical Panel PP-4013 & PP-40136 Building #26	Drawing	NA	ELEC-1 (TYP)	Vendor	Approval
747	6007-PLN-ATP-27-23-P525-3_R4	Alpha Electrical Panel PP-4013 & PP-40136 Building #26	Drawing	NA	ELEC-1 (TYP)	Vendor	Approval
748	6007-PLN-ATP-27-23-P527_R4	Alpha Electrical Lighting Panel LP-401301 Building #26	Drawing	NA	ELEC-1 (TYP)	Vendor	Approval
749	6007-PLN-ATP-00-21-O021_R0	Beta Site Overview Of LVSWGR-1401 Building #26	Drawing	NA	ELEC-1 (TYP)	Vendor	Approval
750	6007-PLN-ATP-27-21-O270_R10	Beta 480V Single-Line LVSWGR-1401 Building #26	Drawing	NA	ELEC-1 (TYP)	Vendor	Approval
751	6007-PLN-ATP-27-21-O425_R10	Beta 480V Single-Line MCC-14011 Building #26	Drawing	NA	ELEC-1 (TYP)	Vendor	Approval
752	6007-PLN-ATP-27-21-O440_R9	Beta 480V Single-Line MCC-14012 Building #26	Drawing	NA	ELEC-1 (TYP)	Vendor	Approval
753	6007-PLN-ATP-27-23-P625-1_R9	Beta Electrical Panel PP-14013 & PP-140136 Building #26	Drawing	NA	ELEC-1 (TYP)	Vendor	Approval
754	6007-PLN-ATP-27-23-P625-2_R3	Beta Electrical Panel PP-14013 & PP-1401316 Building #26	Drawing	NA	ELEC-1 (TYP)	Vendor	Approval
755	6007-PLN-ATP-27-23-P625-3_R4	Beta Electrical Panel PP-14013 & PP-1401316 Building #26	Drawing	NA	ELEC-1 (TYP)	Vendor	Approval
756	6007-PLN-ATP-27-23-P627_R4	Beta Electrical Lighting Panel LP-1401301 Building #26	Drawing	NA	ELEC-1 (TYP)	Vendor	Approval
757	6007-PLN-ATP-27-23-P506-1_R3	Alpha Electrical Panel PP-5201 Water Treatment Area	Drawing	NA	ELEC-1 (TYP)	Vendor	Approval
758	6007-PLN-ATP-27-23-P506-2_R3	Alpha Electrical Panel PP-5201 water Treatment Area	Drawing	NA	ELEC-1 (TYP)	Vendor	Approval
759	6007-PLN-ATP-27-23-P507_R2	Alpha Electrical Panel PP-5202 Water Treatment Area	Drawing	NA	ELEC-1 (TYP)	Vendor	Approval
760	6007-PLN-AGE-57-40-1010_R2	Beta SF Pipe Rack Lighting at Cross w/Drainage Channel	Drawing	NA	ELEC-1 (TYP)	Vendor	Approval
761	6007-PLN-AGE-57-40-1011_R2	Beta SF Pipe Rack Lighting at Cross w/Drainage Channel Details	Drawing	NA	ELEC-1 (TYP)	Vendor	Approval
762	6007-PLN-AGE-57-40-1012_R2	Beta SF Pipe Rack Lighting at Cross w/Drainage Channel Details	Drawing	NA	ELEC-1 (TYP)	Vendor	Approval
763	6007-PLN-AGE-57-31-2301_R2	Alpha SF 101 Detail For South-West Corner	Drawing	NA	ELEC-1 (TYP)	Vendor	Approval
764	6007-PLN-AGE-57-31-2302_R2	Alpha SF 101 Detail For North-West Corner	Drawing	NA	ELEC-1 (TYP)	Vendor	Approval
765	6007-PLN-AGE-57-31-2303_R2	Alpha SF 103 Detail For North-East Corner	Drawing	NA	ELEC-1 (TYP)	Vendor	Approval
766	6007-PLN-AGE-57-31-2304_R2	Alpha SF 104 Detail For South-East Corner	Drawing	NA	ELEC-1 (TYP)	Vendor	Approval
767	6007-PLN-AGE-57-31-2305_R1	Alpha SF 102 Detail for North East Corner Loads Trenching	Drawing	NA	ELEC-1 (TYP)	Vendor	Approval
768	6007-PLN-AGE-57-31-2306_R1	Alpha SF 102 Detail for South East Corner Loads Trenching	Drawing	NA	ELEC-1 (TYP)	Vendor	Approval
769	6007-PLN-AGE-57-31-2307_R1	Alpha SF 103 Detail for North West Corner Loads Trenching	Drawing	NA	ELEC-1 (TYP)	Vendor	Approval
770	6007-PLN-AGE-57-31-2308_R1	Alpha SF 104 Detail for North East Corner Loads Trenching	Drawing	NA	ELEC-1 (TYP)	Vendor	Approval
771	6007-PLN-AGE-57-31-2309_R1	Alpha SF 103 Detail for South West Corner Loads Trenching	Drawing	NA	ELEC-1 (TYP)	Vendor	Approval
772	6007-PLN-AGE-57-31-3101_R0	Alpha SF 101 Trenching Plan For Electrical Bldg & Transformer Pad	Drawing	NA	ELEC-1 (TYP)	Vendor	Approval
773	6007-PLN-AGE-57-31-3102_R0	Alpha SF 102 Trenching Plan For Electrical Bldg & Transformer Pad	Drawing	NA	ELEC-1 (TYP)	Vendor	Approval
774	6007-PLN-AGE-57-31-3103_R0	Alpha SF 103 Trenching Plan For Electrical Bldg & Transformer Pad	Drawing	NA	ELEC-1 (TYP)	Vendor	Approval
775	6007-PLN-AGE-57-31-3104_R0	Alpha SF 104 Trenching Plan For Electrical Bldg & Transformer Pad	Drawing	NA	ELEC-1 (TYP)	Vendor	Approval
776	6007-PLN-AGE-57-31-6301_R2	Beta SF 105 Detail For North-West Corner	Drawing	NA	ELEC-1 (TYP)	Vendor	Approval
777	6007-PLN-AGE-57-31-6302_R2	Beta SF 107 Detail For North-East Corner	Drawing	NA	ELEC-1 (TYP)	Vendor	Approval
778	6007-PLN-AGE-57-31-6303_R2	Beta SF 109 Detail For South-East Corner	Drawing	NA	ELEC-1 (TYP)	Vendor	Approval
779	6007-PLN-AGE-57-31-6304_R2	Beta SF 108 Detail For South-West Corner	Drawing	NA	ELEC-1 (TYP)	Vendor	Approval
780	6007-PLN-AGE-57-31-6311_R1	Beta SF 105 Detail For South-West Corner	Drawing	NA	ELEC-1 (TYP)	Vendor	Approval
781	6007-PLN-AGE-57-31-6312_R1	Beta SF 105 Detail For South-East Corner	Drawing	NA	ELEC-1 (TYP)	Vendor	Approval
782	6007-PLN-AGE-57-31-6313_R1	Beta SF 105 Detail For North-East Corner	Drawing	NA	ELEC-1 (TYP)	Vendor	Approval
783	6007-PLN-AGE-57-31-6314_R1	Beta SF 106 Detail For North-West Corner	Drawing	NA	ELEC-1 (TYP)	Vendor	Approval
784	6007-PLN-AGE-57-31-7105_R0	Beta SF 105 Trenching Plan For Electrical Bldg & Transformer Pad	Drawing	NA	ELEC-1 (TYP)	Vendor	Approval
785	6007-PLN-AGE-57-31-7106_R0	Beta SF 106 Trenching Plan For Electrical Bldg & Transformer Pad	Drawing	NA	ELEC-1 (TYP)	Vendor	Approval
786	6007-PLN-AGE-57-31-7107_R0	Beta SF 107 Trenching Plan For Electrical Bldg & Transformer Pad	Drawing	NA	ELEC-1 (TYP)	Vendor	Approval
787	6007-PLN-AGE-57-31-7108_R0	Beta SF 108 Trenching Plan For Electrical Bldg & Transformer Pad	Drawing	NA	ELEC-1 (TYP)	Vendor	Approval
788	6007-PLN-AGE-57-31-7109_R0	Beta SF 109 Trenching Plan For Electrical Bldg & Transformer Pad	Drawing	NA	ELEC-1 (TYP)	Vendor	Approval
789	6007-PLN-AGE-57-31-8207-1_R2	Beta SF 107 Water Wells Area	Drawing	NA	ELEC-1 (TYP)	Vendor	Approval
790	6007-PLN-AGE-57-31-8207-2_R2	Beta SF 107 Water Wells Area	Drawing	NA	ELEC-1 (TYP)	Vendor	Approval
791	6007-PLN-AGE-25-32-4305	Cable Tray System. Alpha Plant	Drawing	NA	ELEC-1 (TYP)	Vendor	Approval
792	6007-PLN-AGE-25-32-4306	Cable Tray System. Alpha Plant	Drawing	NA	ELEC-1 (TYP)	Vendor	Approval
793	6007-PLN-AGE-25-32-4307	Cable Tray System. Alpha Plant	Drawing	NA	ELEC-1 (TYP)	Vendor	Approval
794	6007-PLN-AGE-25-32-4308	Cable Tray System. Alpha Plant	Drawing	NA	ELEC-1 (TYP)	Vendor	Approval
795	6007-PLN-AGE-25-32-4309	Alpha Site Building 22. Alpha Plant	Drawing	NA	ELEC-1 (TYP)	Vendor	Approval
796	6007-PLN-AGE-25-32-4310	Cable Tray System. Alpha	Drawing	NA	ELEC-1 (TYP)	Vendor	Approval
797	6007-PLN-AGE-25-32-4311 _Sh1	Cable Tray y System. Central	Drawing	NA	ELEC-1 (TYP)	Vendor	Approval
798	6007-PLN-AGE-25-32-4312 _ Sh2	Cable Tray y System. Central Plant	Drawing	NA	ELEC-1 (TYP)	Vendor	Approval
799	6007-PLN-AGE-25-32-4313	Alpha Site Building 22. Alpha	Drawing	NA	ELEC-1 (TYP)	Vendor	Approval
800	6007-PLN-AGE-58-32-2201_Sh1	Cable Tray y System. Alpha	Drawing	NA	ELEC-1 (TYP)	Vendor	Approval
801	6007-PLN-AGE-58-32-2201_Sh2	Cable Tray y System. Alpha Plant	Drawing	NA	ELEC-1 (TYP)	Vendor	Approval
802	6007-PLN-AGE-58-32-4201	Cable Tray System. Alpha Plant	Drawing	NA	ELEC-1 (TYP)	Vendor	Approval
803	6007-PLN-AGE-58-32-4202_SHEET 1	Cable Tray System. Central SHEET Plant	Drawing	NA	ELEC-1 (TYP)	Vendor	Approval
804	6007-PLN-AGE-58-32-4202 SHEET 10	Cable Tray System. Alpha Plant	Drawing	NA	ELEC-1 (TYP)	Vendor	Approval
805	6007-PLN-AGE-58-32-4202 SH EET 11	Cable Tray System. Alpha Plant	Drawing	NA	ELEC-1 (TYP)	Vendor	Approval
806	6007-PLN-AGE-58-32-4202 SH EET 12	Cable Tray System. Alpha Plant	Drawing	NA	ELEC-1 (TYP)	Vendor	Approval
807	6007-PLN-AGE-58-32-4202 SH EET 13	Cable Tray System. Alpha Plant	Drawing	NA	ELEC-1 (TYP)	Vendor	Approval
808	6007-PLN-AGE-58-32-4202 SH EET 14	Cable Tray System. Alpha Plant	Drawing	NA	ELEC-1 (TYP)	Vendor	Approval
809	6007-PLN-AGE-58-32-4202 SH EET 15	Cable Tray System. Alpha Plant	Drawing	NA	ELEC-1 (TYP)	Vendor	Approval
810	6007-PLN-AGE-58-32-4202 SH EET 16	Cable Tray System. Alpha Plant	Drawing	NA	ELEC-1 (TYP)	Vendor	Approval
811	6007-PLN-AGE-58-32-4202 SH EET 2	Cable Tray System. Alpha Plant	Drawing	NA	ELEC-1 (TYP)	Vendor	Approval
812	6007-PLN-AGE-58-32-4202 SHEET 3	Cable Tray System. Central Plant	Drawing	NA	ELEC-1 (TYP)	Vendor	Approval
813	6007-PLN-AGE-58-32-4202 SHEET 4	Cable Tray System. Alpha Plant	Drawing	NA	ELEC-1 (TYP)	Vendor	Approval
814	6007-PLN-AGE-58-32-4202 SHEET 5	Cable Tray System. Alpha Plant	Drawing	NA	ELEC-1 (TYP)	Vendor	Approval
815	6007-PLN-AGE-58-32-4202 SHEET 6	Cable Tray System. Alpha Plant	Drawing	NA	ELEC-1 (TYP)	Vendor	Approval
816	6007-PLN-AGE-58-32-4202 SHEET 7	Cable Tray System. Alpha Plant	Drawing	NA	ELEC-1 (TYP)	Vendor	Approval
817	6007-PLN-AGE-58-32-4202 SHEET 8	Cable Tray System. Alpha Plant	Drawing	NA	ELEC-1 (TYP)	Vendor	Approval
818	6007-PLN-AGE-58-32-4202 SHEET 9	Cable Tray System. Alpha Plant	Drawing	NA	ELEC-1 (TYP)	Vendor	Approval
819	6007-PLN-AGE-58-32-4211 SHEET 1	Cable Tray System. Alpha Plant	Drawing	NA	ELEC-1 (TYP)	Vendor	Approval
820	6007-PLN-AGE-58-32-4211 SHEET 2	Cable Tray System. Alpha Plant	Drawing	NA	ELEC-1 (TYP)	Vendor	Approval
821	6007-PLN-AGE-58-32-4211 SHEET 3	Cable Tray System. Alpha Plant	Drawing	NA	ELEC-1 (TYP)	Vendor	Approval
822	6007-PLN-AGE-58-32-4211 SHEET 4	Cable Tray System. Alpha Plant	Drawing	NA	ELEC-1 (TYP)	Vendor	Approval
823	6007-PLN-AGE-58-32-4211 SHEET 5	Cable Tray System. Alpha Plant	Drawing	NA	ELEC-1 (TYP)	Vendor	Approval
824	6007-PLN-AGE-67-32-4221_ Sheet 1	Cable Tray System. Alpha Plant	Drawing	NA	ELEC-1 (TYP)	Vendor	Approval
825	6007-PLN-AGE-67-32-4221_ Sheet 2	Cable Tray System. Alpha Plant	Drawing	NA	ELEC-1 (TYP)	Vendor	Approval
826	6007-PLN-AGE-67-32-4221_ Sheet 3	Cable Tray System. Alpha Plant	Drawing	NA	ELEC-1 (TYP)	Vendor	Approval
827	6007-PLN-AGE-67-32-4221_ Sheet 4	Cable Tray System. Central Plant	Drawing	NA	ELEC-1 (TYP)	Vendor	Approval
828	6007-PLN-AGE-67-32-4403	Cable Tray System. Alpha Plant	Drawing	NA	ELEC-1 (TYP)	Vendor	Approval

Compliance No.: GEN-2
Job: Mojave Solar Project
Date: 07/08/2014
Description: Electrical Site Drawings List - Alpha&Beta

Line No.	Sheet No.	Description	Type of Document	Revision Number	Applicable Condition of Certification	Vendor Supplied or EOR	Reason for Submittal
829	6007-PLN-AGE-67-32-4404	Cable Tray System. Alpha Plant	Drawing	NA	ELEC-1 (TYP)	Vendor	Approval
830	6007-PLN-AGE-67-32-4405	Alpha Site Building 26. Alpha Plant	Drawing	NA	ELEC-1 (TYP)	Vendor	Approval
831	6007-PLN-AGE-67-32-4406	Alpha Site Building 26. Alpha Plant	Drawing	NA	ELEC-1 (TYP)	Vendor	Approval
832	6007-PLN-AGE-67-32-4407	Cable Tray System. Alpha Plant	Drawing	NA	ELEC-1 (TYP)	Vendor	Approval
833	6007-CAL-AGE-58-40-2001	Ullage and O verflow System Lighting Calculation. Alpha and Beta Plant	Calculation	NA	ELEC-1 (TYP)	Vendor	Approval
834	6007-PLN-AGE-58-31-4231-R03_ Sheet 1.pdf	ALPHA PLANT UNDERGROUND DUCTBANK **SECTION DETAILS**	Drawing	NA	ELEC-1 (TYP)	Vendor	Approval
835	6007-PLN-AGE-58-31-4231-R03_ Sheet 2.pdf	ALPHA PLANT UNDERGROUND **DUCTBANK SECTION DETAILS**	Drawing	NA	ELEC-1 (TYP)	Vendor	Approval
836	6007-PLN-AGE-58-31-4231-R03_ Sheet 3.pdf	ALPHA PLANT UNDERGROUND **DUCTBANK SECTION DETAILS**	Drawing	NA	ELEC-1 (TYP)	Vendor	Approval
837	6007-PLN-AGE-58-31-4231-R03_ Sheet 4.pdf	ALPHA PLANT UNDERGROUND **DUCTBANK SECTION DETAILS**	Drawing	NA	ELEC-1 (TYP)	Vendor	Approval
838	6007-PLN-AGE-58-31-4231-R03_ Sheet 5.pdf	ALPHA PLANT UNDERGROUND **DUCTBANK SECTION DETAILS**	Drawing	NA	ELEC-1 (TYP)	Vendor	Approval
839	6007-PLN-AGE-58-31-4231-R03_ Sheet 6.pdf	ALPHA PLANT UNDERGROUND **DUCTBANK SECTION DETAILS**	Drawing	NA	ELEC-1 (TYP)	Vendor	Approval
840	6007-PLN-AGE-58-31-4241-R03_ Sheet 1.pdf	ALPHA PLANT UNDERGROUND **DUCTBANK PROFILES HTF AREA**	Drawing	NA	ELEC-1 (TYP)	Vendor	Approval
841	6007-PLN-AGE-58-31-4241-R03_ Sheet 2.pdf	ALPHA PLANT UNDERGROUND **DUCTBANK PROFILES HTF AREA**	Drawing	NA	ELEC-1 (TYP)	Vendor	Approval
842	6007-PLN-AGE-58-31-4241-R03_ Sheet 3.pdf	ALPHA PLANT UNDERGROUND **DUCTBANK PROFILES HTF AREA**	Drawing	NA	ELEC-1 (TYP)	Vendor	Approval
843	6007-PLN-AGE-58-31-4251-R02.pdf	ALPHA PLANT UNDERGROUND **DUCTBANK PROFILES HTF AREA**	Drawing	NA	ELEC-1 (TYP)	Vendor	Approval
844	6007-PLN-AGE-58-31-8621-R03.pdf	BETA PLANT UNDERGROUND DUCTBANK **PLANS HTF AREA**	Drawing	NA	ELEC-1 (TYP)	Vendor	Approval
845	6007-PLN-AGE-58-31-8622-R03.pdf	BETA PLANT UNDERGROUND DUCTBANK **PLANS PARKING AREA**	Drawing	NA	ELEC-1 (TYP)	Vendor	Approval
846	6007-PLN-AGE-58-31-8623-R03.pdf	BETA PLANT UNDERGROUND DUCTBANK **PLANS ROAD AREA NEAR RETENTION POND**	Drawing	NA	ELEC-1 (TYP)	Vendor	Approval
847	6007-PLN-AGE-58-31-8624-R03.pdf	BETA PLANT UNDERGROUND DUCTBANK **PLANS ROAD AREA NEAR RETENTION POND**	Drawing	NA	ELEC-1 (TYP)	Vendor	Approval
848	6007-PLN-AGE-58-31-8641-R03_ Sheet 1.pdf	BETA PLANT UNDERGROUND DUCTBANK **PROFILES HTF AREA**	Drawing	NA	ELEC-1 (TYP)	Vendor	Approval
849	6007-PLN-AGE-58-31-8641-R03_ Sheet 2.pdf	BETA PLANT UNDERGROUND DUCTBANK **PROFILES HTF AREA**	Drawing	NA	ELEC-1 (TYP)	Vendor	Approval
850	6007-PLN-AGE-58-31-8651-R02.pdf	BETA PLANT UNDERGROUND DUCTBANK **MANHOLE DETAILS**	Drawing	NA	ELEC-1 (TYP)	Vendor	Approval
851	6007-PLN-AGE-58-31-8631-R03_ Sheet 1 _.pdf	BETA PLANT UNDERGROUND DUCTBANK **SECTION DETAILS.**	Drawing	NA	ELEC-1 (TYP)	Vendor	Approval
852	6007-PLN-AGE-58-31-8631-R03_ Sheet 2.pdf	BETA PLANT UNDERGROUND DUCTBANK **SECTION DETAILS.**	Drawing	NA	ELEC-1 (TYP)	Vendor	Approval
853	6007-PLN-AGE-58-31-8631-R03_ Sheet 3.pdf	BETA PLANT UNDERGROUND DUCTBANK **SECTION DETAILS.**	Drawing	NA	ELEC-1 (TYP)	Vendor	Approval
854	6007-PLN-AGE-58-31-8631-R03_ Sheet 4.pdf	BETA PLANT UNDERGROUND DUCTBANK **SECTION DETAILS.**	Drawing	NA	ELEC-1 (TYP)	Vendor	Approval
855	6007-PLN-AGE-58-31-8631-R03_ Sheet 5.pdf	BETA PLANT UNDERGROUND DUCTBANK **SECTION DETAILS.**	Drawing	NA	ELEC-1 (TYP)	Vendor	Approval
856	6007-PLN-AGE-00-31-0015.pdf	ALPHA PLANT UNDERGROUND DUCT BANK **DETAILS POWER BLOCK & UTILITIES**	Drawing	NA	ELEC-1 (TYP)	Vendor	Approval
857	6007-PLN-AGE-00-31-0017.pdf	ALPHA PLANT UNDERGROUND DUCT BANK **DETAILS POWER BLOCK & UTILITIES**	Drawing	NA	ELEC-1 (TYP)	Vendor	Approval
858	6007-PLN-AGE-00-31-0018.pdf	ALPHA PLANT UNDERGROUND DUCT BANK **DETAILS POWER BLOCK & UTILITIES**	Drawing	NA	ELEC-1 (TYP)	Vendor	Approval
859	6007-PLN-AGE-00-31-0019.pdf	ALPHA PLANT UNDERGROUND DUCT BANK **DETAILS POWER BLOCK & UTILITIES**	Drawing	NA	ELEC-1 (TYP)	Vendor	Approval
860	6007-PLN-AGE-00-31-0020.pdf	ALPHA PLANT UNDERGROUND DUCT BANK **DETAILS POWER BLOCK & UTILITIES**	Drawing	NA	ELEC-1 (TYP)	Vendor	Approval
861	6007-PLN-AGE-00-31-0064.pdf	BETA PLANT UNDERGROUND DUCT BANK **DETAILS. POWER BLOCK & UTILITIES**	Drawing	NA	ELEC-1 (TYP)	Vendor	Approval
862	6007-PLN-AGE-00-31-0066.pdf	BETA PLANT UNDERGROUND DUCT BANK **DETAILS. POWER BLOCK & UTILITIES**	Drawing	NA	ELEC-1 (TYP)	Vendor	Approval
863	6007-PLN-AGE-00-31-0067.pdf	BETA PLANT UNDERGROUND DUCT BANK **DETAILS. POWER BLOCK & UTILITIES**	Drawing	NA	ELEC-1 (TYP)	Vendor	Approval
864	6007-PLN-AGE-00-31-0068.pdf	BETA PLANT UNDERGROUND DUCT BANK **DETAILS. POWER BLOCK & UTILITIES**	Drawing	NA	ELEC-1 (TYP)	Vendor	Approval
865	6007-PLN-AGE-00-31-0069.pdf	BETA PLANT UNDERGROUND DUCT BANK **DETAILS. POWER BLOCK & UTILITIES**	Drawing	NA	ELEC-1 (TYP)	Vendor	Approval
866	6007-PLN-AGE-00-31-0001.pdf	ALPHA PLANT UNDERGROUND DUCT BANK **DETAILS. POWER BLOCK & UTILITIES**	Drawing	NA	ELEC-1 (TYP)	Vendor	Approval
867	6007-PLN-AGE-00-31-0002.pdf	ALPHA PLANT UNDERGROUND DUCT BANK **DETAILS. POWER BLOCK & UTILITIES**	Drawing	NA	ELEC-1 (TYP)	Vendor	Approval
868	6007-PLN-AGE-00-31-0003.pdf	ALPHA PLANT UNDERGROUND DUCT BANK **DETAILS. POWER BLOCK & UTILITIES**	Drawing	NA	ELEC-1 (TYP)	Vendor	Approval
869	6007-PLN-AGE-00-31-0004.pdf	ALPHA PLANT UNDERGROUND DUCT BANK **DETAILS. POWER BLOCK & UTILITIES**	Drawing	NA	ELEC-1 (TYP)	Vendor	Approval
870	6007-PLN-AGE-00-31-0005.pdf	ALPHA PLANT UNDERGROUND DUCT BANK **DETAILS. POWER BLOCK & UTILITIES**	Drawing	NA	ELEC-1 (TYP)	Vendor	Approval
871	6007-PLN-AGE-00-31-0006.pdf	ALPHA PLANT UNDERGROUND DUCT BANK **DETAILS. POWER BLOCK & UTILITIES**	Drawing	NA	ELEC-1 (TYP)	Vendor	Approval
872	6007-PLN-AGE-00-31-0007.pdf	ALPHA PLANT UNDERGROUND DUCT BANK **DETAILS. POWER BLOCK & UTILITIES**	Drawing	NA	ELEC-1 (TYP)	Vendor	Approval
873	6007-PLN-AGE-00-31-0008.pdf	ALPHA PLANT UNDERGROUND DUCT BANK **DETAILS. POWER BLOCK & UTILITIES**	Drawing	NA	ELEC-1 (TYP)	Vendor	Approval
874	6007-PLN-AGE-00-31-0009.pdf	ALPHA PLANT UNDERGROUND DUCT BANK **DETAILS. POWER BLOCK & UTILITIES**	Drawing	NA	ELEC-1 (TYP)	Vendor	Approval
875	6007-PLN-AGE-00-31-0010.pdf	ALPHA PLANT UNDERGROUND DUCT BANK **DETAILS. POWER BLOCK & UTILITIES**	Drawing	NA	ELEC-1 (TYP)	Vendor	Approval
876	6007-PLN-AGE-00-31-0011.pdf	ALPHA PLANT UNDERGROUND DUCT BANK **DETAILS. POWER BLOCK & UTILITIES**	Drawing	NA	ELEC-1 (TYP)	Vendor	Approval
877	6007-PLN-AGE-00-31-0012.pdf	ALPHA PLANT UNDERGROUND DUCT BANK **DETAILS. POWER BLOCK & UTILITIES**	Drawing	NA	ELEC-1 (TYP)	Vendor	Approval
878	6007-PLN-AGE-00-31-0013.pdf	ALPHA PLANT UNDERGROUND DUCT BANK **DETAILS. POWER BLOCK & UTILITIES**	Drawing	NA	ELEC-1 (TYP)	Vendor	Approval
879	6007-PLN-AGE-00-31-0014.pdf	ALPHA PLANT UNDERGROUND DUCT BANK **DETAILS. POWER BLOCK & UTILITIES**	Drawing	NA	ELEC-1 (TYP)	Vendor	Approval
880	6007-PLN-AGE-00-31-0016.pdf	ALPHA PLANT UNDERGROUND DUCT BANK **DETAILS. POWER BLOCK & UTILITIES**	Drawing	NA	ELEC-1 (TYP)	Vendor	Approval
881	6007-PLN-AGE-00-31-0021.pdf	ALPHA PLANT UNDERGROUND DUCT BANK **DETAILS. POWER BLOCK & UTILITIES**	Drawing	NA	ELEC-1 (TYP)	Vendor	Approval
882	6007-PLN-AGE-00-31-0022.pdf	ALPHA PLANT UNDERGROUND DUCT BANK **DETAILS. POWER BLOCK & UTILITIES**	Drawing	NA	ELEC-1 (TYP)	Vendor	Approval
883	6007-PLN-AGE-00-31-0023.pdf	ALPHA PLANT UNDERGROUND DUCT BANK **DETAILS. POWER BLOCK & UTILITIES**	Drawing	NA	ELEC-1 (TYP)	Vendor	Approval
884	6007-PLN-AGE-00-31-0024.pdf	ALPHA PLANT UNDERGROUND DUCT BANK **DETAILS. POWER BLOCK & UTILITIES**	Drawing	NA	ELEC-1 (TYP)	Vendor	Approval
885	6007-PLN-AGE-00-31-0025.pdf	ALPHA PLANT UNDERGROUND DUCT BANK **DETAILS. POWER BLOCK & UTILITIES**	Drawing	NA	ELEC-1 (TYP)	Vendor	Approval
886	6007-PLN-AGE-00-31-0026.pdf	ALPHA PLANT UNDERGROUND DUCT BANK DETAILS. POWER BLOCK & UTILITIES	Drawing	NA	ELEC-1 (TYP)	Vendor	Approval
887	6007-PLN-AGE-00-31-0027.pdf	ALPHA PLANT UNDERGROUND DUCT BANK DETAILS. POWER BLOCK & UTILITIES	Drawing	NA	ELEC-1 (TYP)	Vendor	Approval
888	6007-PLN-AGE-00-31-0028.pdf	ALPHA PLANT UNDERGROUND DUCT BANK DETAILS. POWER BLOCK & UTILITIES	Drawing	NA	ELEC-1 (TYP)	Vendor	Approval
889	6007-PLN-AGE-00-31-0029.pdf	ALPHA PLANT UNDERGROUND DUCT BANK DETAILS. POWER BLOCK & UTILITIES	Drawing	NA	ELEC-1 (TYP)	Vendor	Approval
890	6007-PLN-AGE-00-31-0030.pdf	ALPHA PLANT UNDERGROUND DUCT BANK DETAILS. POWER BLOCK & UTILITIES	Drawing	NA	ELEC-1 (TYP)	Vendor	Approval
891	6007-PLN-AGE-00-31-0031.pdf	ALPHA PLANT UNDERGROUND DUCT BANK DETAILS. POWER BLOCK & UTILITIES	Drawing	NA	ELEC-1 (TYP)	Vendor	Approval
892	6007-PLN-AGE-00-31-0032.pdf	ALPHA PLANT UNDERGROUND DUCT BANK DETAILS. POWER BLOCK & UTILITIES	Drawing	NA	ELEC-1 (TYP)	Vendor	Approval
893	6007-PLN-AGE-00-31-0040.pdf	ALPHA PLANT UNDERGROUND DUCT BANK DETAILS. POWER BLOCK & UTILITIES	Drawing	NA	ELEC-1 (TYP)	Vendor	Approval
894	6007-PLN-AGE-00-31-0041.pdf	ALPHA PLANT UNDERGROUND DUCT BANK DETAILS. POWER BLOCK & UTILITIES	Drawing	NA	ELEC-1 (TYP)	Vendor	Approval
895	6007-PLN-AGE-00-31-0042.pdf	ALPHA PLANT UNDERGROUND DUCT BANK DETAILS. POWER BLOCK & UTILITIES	Drawing	NA	ELEC-1 (TYP)	Vendor	Approval
896	6007-PLN-AGE-00-31-0045.pdf	ALPHA PLANT UNDERGROUND DUCT BANK DETAILS. POWER BLOCK & UTILITIES	Drawing	NA	ELEC-1 (TYP)	Vendor	Approval
897	6007-PLN-AGE-00-31-0054.pdf	BETA PLANT UNDERGROUND DUCT BANK DETAILS. POWER BLOCK & UTILITIES	Drawing	NA	ELEC-1 (TYP)	Vendor	Approval
898	6007-PLN-AGE-00-31-0055.pdf	BETA PLANT UNDERGROUND DUCT BANK **DETAILS. POWER BLOCK & UTILITIES**	Drawing	NA	ELEC-1 (TYP)	Vendor	Approval
899	6007-PLN-AGE-00-31-0056.pdf	BETA PLANT UNDERGROUND DUCT BANK **DETAILS. POWER BLOCK & UTILITIES**	Drawing	NA	ELEC-1 (TYP)	Vendor	Approval
900	6007-PLN-AGE-00-31-0057.pdf	BETA PLANT UNDERGROUND DUCT BANK **DETAILS. POWER BLOCK & UTILITIES**	Drawing	NA	ELEC-1 (TYP)	Vendor	Approval
901	6007-PLN-AGE-00-31-0058.pdf	BETA PLANT UNDERGROUND DUCT BANK **DETAILS. POWER BLOCK & UTILITIES**	Drawing	NA	ELEC-1 (TYP)	Vendor	Approval
902	6007-PLN-AGE-00-31-0059.pdf	BETA PLANT UNDERGROUND DUCT BANK **DETAILS. POWER BLOCK & UTILITIES**	Drawing	NA	ELEC-1 (TYP)	Vendor	Approval
903	6007-PLN-AGE-00-31-0060.pdf	BETA PLANT UNDERGROUND DUCT BANK **DETAILS. POWER BLOCK & UTILITIES**	Drawing	NA	ELEC-1 (TYP)	Vendor	Approval
904	6007-PLN-AGE-00-31-0061.pdf	BETA PLANT UNDERGROUND DUCT BANK **DETAILS. POWER BLOCK & UTILITIES**	Drawing	NA	ELEC-1 (TYP)	Vendor	Approval
905	6007-PLN-AGE-00-31-0062.pdf	BETA PLANT UNDERGROUND DUCT BANK **DETAILS. POWER BLOCK & UTILITIES**	Drawing	NA	ELEC-1 (TYP)	Vendor	Approval
906	6007-PLN-AGE-00-31-0063.pdf	BETA PLANT UNDERGROUND DUCT BANK **DETAILS. POWER BLOCK & UTILITIES**	Drawing	NA	ELEC-1 (TYP)	Vendor	Approval
907	6007-PLN-AGE-00-31-0065.pdf	BETA PLANT UNDERGROUND DUCT BANK **DETAILS. POWER BLOCK & UTILITIES**	Drawing	NA	ELEC-1 (TYP)	Vendor	Approval
908	6007-PLN-AGE-00-31-0070.pdf	BETA PLANT UNDERGROUND DUCT BANK **DETAILS. POWER BLOCK & UTILITIES**	Drawing	NA	ELEC-1 (TYP)	Vendor	Approval
909	6007-PLN-AGE-00-31-0071.pdf	BETA PLANT UNDERGROUND DUCT BANK **DETAILS. POWER BLOCK & UTILITIES**	Drawing	NA	ELEC-1 (TYP)	Vendor	Approval
910	6007-PLN-AGE-00-31-0072.pdf	BETA PLANT UNDERGROUND DUCT BANK **DETAILS. POWER BLOCK & UTILITIES**	Drawing	NA	ELEC-1 (TYP)	Vendor	Approval
911	6007-PLN-AGE-00-31-0073.pdf	BETA PLANT UNDERGROUND DUCT BANK **DETAILS. POWER BLOCK & UTILITIES**	Drawing	NA	ELEC-1 (TYP)	Vendor	Approval
912	6007-PLN-AGE-00-31-0074.pdf	BETA PLANT UNDERGROUND DUCT BANK **DETAILS. POWER BLOCK & UTILITIES**	Drawing	NA	ELEC-1 (TYP)	Vendor	Approval
913	6007-PLN-AGE-00-31-0075.pdf	BETA PLANT UNDERGROUND DUCT BANK **DETAILS. POWER BLOCK & UTILITIES**	Drawing	NA	ELEC-1 (TYP)	Vendor	Approval
914	6007-PLN-AGE-00-31-0076.pdf	BETA PLANT UNDERGROUND DUCT BANK **DETAILS. POWER BLOCK & UTILITIES**	Drawing	NA	ELEC-1 (TYP)	Vendor	Approval
915	6007-PLN-AGE-00-31-0077.pdf	BETA PLANT UNDERGROUND DUCT BANK **DETAILS. POWER BLOCK & UTILITIES**	Drawing	NA	ELEC-1 (TYP)	Vendor	Approval
916	6007-PLN-AGE-00-31-0078.pdf	BETA PLANT UNDERGROUND DUCT BANK **DETAILS. POWER BLOCK & UTILITIES**	Drawing	NA	ELEC-1 (TYP)	Vendor	Approval
917	6007-PLN-AGE-00-31-0079.pdf	BETA PLANT UNDERGROUND DUCT BANK **DETAILS. POWER BLOCK & UTILITIES**	Drawing	NA	ELEC-1 (TYP)	Vendor	Approval
918	6007-PLN-AGE-00-31-1001-R02_ Sheet 1 _.pdf	DUCTBANK DETAILS TRENCH TOPOLOGY	Drawing	NA	ELEC-1 (TYP)	Vendor	Approval
919	6007-PLN-AGE-00-31-1001-R02_ Sheet 2.pdf	DUCTBANK DETAILS TRENCH TOPOLOGY	Drawing	NA	ELEC-1 (TYP)	Vendor	Approval
920	6007-PLN-AGE-58-31-1001-R03.pdf	UNDERGROUND DUCTBANK **GENERAL CONDUITS DETAILS**	Drawing	NA	ELEC-1 (TYP)	Vendor	Approval
921	6007-PLN-AGE-58-31-1002-R03.pdf	UNDERGROUND DUCTBANK **GENERAL MANHOLES DETAILS**	Drawing	NA	ELEC-1 (TYP)	Vendor	Approval
922	6007-PLN-AGE-58-31-1003-R03.pdf	UNDERGROUND DUCTBANK **GENERAL PULLBOX DETAILS**	Drawing	NA	ELEC-1 (TYP)	Vendor	Approval
923	6007-PLN-AGE-58-31-4221-R03.pdf	ALPHA PLANT UNDERGROUND DUCTBANK **PLANS HTF AREA**	Drawing	NA	ELEC-1 (TYP)	Vendor	Approval
924	6007-PLN-AGE-58-31-4222-R03.pdf	ALPHA PLANT UNDERGROUND DUCTBANK **PLANS HTF AREA**	Drawing	NA	ELEC-1 (TYP)	Vendor	Approval
925	6007-PLN-AGE-58-31-4223-R03.pdf	ALPHA PLANT UNDERGROUND DUCTBANK **PLANS HTF AREA**	Drawing	NA	ELEC-1 (TYP)	Vendor	Approval
926	6007-PLN-AGE-58-31-4224-R03.pdf	ALPHA PLANT UNDERGROUND DUCTBANK **PLANS HTF AREA**	Drawing	NA	ELEC-1 (TYP)	Vendor	Approval
927	6007-PLN-AGE-57-33-2301_R3	Alpha SF 101 Details For South-West Corner	Drawing	NA	ELEC-1 (TYP)	Vendor	Approval
928	6007-PLN-AGE-57-33-2302_R3	Alpha SF 102 Details For North-West Corner	Drawing	NA	ELEC-1 (TYP)	Vendor	Approval
929	6007-PLN-AGE-57-33-2303_R3	Alpha SF 103 Details For North-East Corner	Drawing	NA	ELEC-1 (TYP)	Vendor	Approval
930	6007-PLN-AGE-57-33-2304_R3	Alpha SF 104 Details For South-East Corner	Drawing	NA	ELEC-1 (TYP)	Vendor	Approval
931	6007-PLN-AGE-57-33-2305_R1	Alpha SF 102 Detail for North East Corner Loads Grounding	Drawing	NA	ELEC-1 (TYP)	Vendor	Approval
932	6007-PLN-AGE-57-33-2306_R1	Alpha SF 102 Detail for South East Corner Loads Grounding	Drawing	NA	ELEC-1 (TYP)	Vendor	Approval
933	6007-PLN-AGE-57-33-2307_R1	Alpha SF 103 Detail for North West Corner Loads Grounding	Drawing	NA	ELEC-1 (TYP)	Vendor	Approval
934	6007-PLN-AGE-57-33-2308_R1	Alpha SF 104 Detail for North East Corner Loads Grounding	Drawing	NA	ELEC-1 (TYP)	Vendor	Approval
935	6007-PLN-AGE-57-33-2309_R1	Alpha SF 103 Detail for South West Corner Loads Grounding	Drawing	NA	ELEC-1 (TYP)	Vendor	Approval
936	6007-PLN-AGE-57-33-6301_R3	Beta SF 105 Details For North-West Corner	Drawing	NA	ELEC-1 (TYP)	Vendor	Approval
937	6007-PLN-AGE-57-33-6302_R3	Beta SF 107 Details For North-East Corner	Drawing	NA	ELEC-1 (TYP)	Vendor	Approval
938	6007-PLN-AGE-57-33-6303_R3	Beta SF 108 Details For South-West Corner	Drawing	NA	ELEC-1 (TYP)	Vendor	Approval
939	6007-PLN-AGE-57-33-6304_R3	Beta SF 109 Details For South-East Corner	Drawing	NA	ELEC-1 (TYP)	Vendor	Approval
940	6007-PLN-AGE-57-33-6311_R1	Beta SF 105 Details For South-West Corner	Drawing	NA	ELEC-1 (TYP)	Vendor	Approval
941	6007-PLN-AGE-57-33-6312_R1	Beta SF 105 Details For South-East Corner	Drawing	NA	ELEC-1 (TYP)	Vendor	Approval
942	6007-PLN-AGE-57-33-6313_R1	Beta SF 105 Details For North-East Corner	Drawing	NA	ELEC-1 (TYP)	Vendor	Approval

Compliance No.: GEN-2
Job: Mojave Solar Project
Date: 07/08/2014
Description: Electrical Site Drawings List - Alpha&Beta

Line No.	Sheet No.	Description	Type of Document	Revision Number	Applicable Condition of Certification	Vendor Supplied or EOR	Reason for Submittal
943	6007-PLN-AGE-57-33-6314_R1	Beta SF 105 Details For North-West Corner	Drawing	NA	ELEC-1 (TYP)	Vendor	Approval
944	6007-PLN-AGE-57-33-2201_R3	Alpha SF 101 Bldg Grounding Plan	Drawing	NA	ELEC-1 (TYP)	Vendor	Approval
945	6007-PLN-AGE-57-33-2202_R3	Alpha SF 102 Bldg Grounding Plan	Drawing	NA	ELEC-1 (TYP)	Vendor	Approval
946	6007-PLN-AGE-57-33-2203_R3	Alpha SF 103 Bldg Grounding Plan	Drawing	NA	ELEC-1 (TYP)	Vendor	Approval
947	6007-PLN-AGE-57-33-2204_R3	Alpha SF 104 Bldg Grounding Plan	Drawing	NA	ELEC-1 (TYP)	Vendor	Approval
948	6007-PLN-AGE-57-33-6205_R3	Beta Solar Filed 105 Bldg Grounding Plan	Drawing	NA	ELEC-1 (TYP)	Vendor	Approval
949	6007-PLN-AGE-57-33-6206_R3	Beta Solar Filed 106 Bldg Grounding Plan	Drawing	NA	ELEC-1 (TYP)	Vendor	Approval
950	6007-PLN-AGE-57-33-6207_R3	Beta Solar Filed 107 Bldg Grounding Plan	Drawing	NA	ELEC-1 (TYP)	Vendor	Approval
951	6007-PLN-AGE-57-33-6208_R3	Beta Solar Filed 108 Bldg Grounding Plan	Drawing	NA	ELEC-1 (TYP)	Vendor	Approval
952	6007-PLN-AGE-57-33-6209_R3	Beta Solar Filed 109 Bldg Grounding Plan	Drawing	NA	ELEC-1 (TYP)	Vendor	Approval
953	6007-PLN-AGE-57-31-0017_R2	SF Typical Detail For Feeder Power Panel	Drawing	NA	ELEC-1 (TYP)	Vendor	Approval
954	6007-PLN-AGE-57-45-0010_R2	SF Collector Level III Control Box Field Connections	Drawing	NA	ELEC-1 (TYP)	Vendor	Approval
955	6007-PLN-AGE-57-31-0150_R1	SF Junction Box Details for CCTV Camera	Drawing	NA	ELEC-1 (TYP)	Vendor	Approval
956	6007-PLN-AGE-57-31-1011_R3	SF Corner Load Power Panel Details with Weather	Drawing	NA	ELEC-1 (TYP)	Vendor	Approval
957	6007-PLN-AGE-57-31-1012_R3	SF Typical Details For Corner Load Power Panel	Drawing	NA	ELEC-1 (TYP)	Vendor	Approval
958	6007-CAL-AGE-00-36-0001	Calculation Report for Power Island Area Lightning Proctection-Alpha	Calculation	NA	ELEC-1 (TYP)	Vendor	Approval
959	6007-CAL-AGE-00-36-0011	Calculation Report for Power Island Area Lightning Proctection-Beta	Calculation	NA	ELEC-1 (TYP)	Vendor	Approval
960	6007-PLN-AGE-21-36-5121	SG Lightning Protection system Alpha Plant	Drawing	NA	ELEC-1 (TYP)	Vendor	Approval
961	6007-PLN-AGE-21-36-5122	SG Lightning Protection system Alpha Plant	Drawing	NA	ELEC-1 (TYP)	Vendor	Approval
962	6007-PLN-AGE-21-36-5123	SG Lightning Protection system Alpha Plant	Drawing	NA	ELEC-1 (TYP)	Vendor	Approval
963	6007-PLN-AGE-21-36-5124	SG Lightning Protection system Alpha Plant	Drawing	NA	ELEC-1 (TYP)	Vendor	Approval
964	6007-PLN-AGE-25-32-4305	Alpha Plant Central Plant Cable Tray system Power Block & SG Area	Drawing	NA	ELEC-1 (TYP)	Vendor	Approval
965	6007-PLN-AGE-25-36-5341	Power Block Lightning Protection System Alpha Plant	Drawing	NA	ELEC-1 (TYP)	Vendor	Approval
966	6007-PLN-AGE-25-36-5342	Power Block Lightning Protection System Alpha Plant	Drawing	NA	ELEC-1 (TYP)	Vendor	Approval
967	6007-PLN-AGE-25-36-5343	Power Block Lightning Protection System Alpha Plant	Drawing	NA	ELEC-1 (TYP)	Vendor	Approval
968	6007-PLN-AGE-25-36-5344	Power Block Lightning Protection System Alpha Plant	Drawing	NA	ELEC-1 (TYP)	Vendor	Approval
969	6007-PLN-AGE-25-36-5345	Power Block Lightning Protection System Alpha Plant	Drawing	NA	ELEC-1 (TYP)	Vendor	Approval
970	6007-PLN-AGE-58-36-5221	Alpha Plant HTF Area Lightning Protection Plan-Sheet 1	Drawing	NA	ELEC-1 (TYP)	Vendor	Approval
971	6007-PLN-AGE-58-36-5221	Alpha Plant HTF Area Lightning Protection Plan-Sheet 2	Drawing	NA	ELEC-1 (TYP)	Vendor	Approval
972	6007-PLN-AGE-58-36-5221	Alpha Plant HTF Area Lightning Protection Plan-Sheet 3	Drawing	NA	ELEC-1 (TYP)	Vendor	Approval
973	6007-PLN-AGE-58-36-5221	Alpha Plant HTF Area Lightning Protection Plan-Sheet 4	Drawing	NA	ELEC-1 (TYP)	Vendor	Approval
974	6007-PLN-AGE-58-36-5231	HTF Area Lightning Protection General Details	Drawing	NA	ELEC-1 (TYP)	Vendor	Approval
975	6007-PLN-AGE-67-36-5441	Utilites-Lightning Protection Plan Building 26 Alpha Plant	Drawing	NA	ELEC-1 (TYP)	Vendor	Approval
976	6007-PLN-AGE-67-36-5442	Utilites-Lightning Protection Plan Building 26 Alpha Plant	Drawing	NA	ELEC-1 (TYP)	Vendor	Approval
977	6007-PLN-AGE-67-36-5443	Utilites-Lightning Protection Plan Building 26 Alpha Plant	Drawing	NA	ELEC-1 (TYP)	Vendor	Approval
978	6007-PLN-AGE-67-36-5444	Water Treatment Plant Lightning Protection System Alpha Plant	Drawing	NA	ELEC-1 (TYP)	Vendor	Approval
979	6007-PLN-AGE-67-36-5445	Water Treatment Plant Lightning Protection System Alpha Plant	Drawing	NA	ELEC-1 (TYP)	Vendor	Approval
980	6007-PLN-AGE-67-36-5446	Water Treatment Plant Lightning Protection System Alpha Plant	Drawing	NA	ELEC-1 (TYP)	Vendor	Approval
981	6007-PLN-AGE-67-36-5447	Utilites-Lightning Protection Plan Building 26 Alpha Plant	Drawing	NA	ELEC-1 (TYP)	Vendor	Approval
982	6007-PLN-ATP-18-52-R106_R2	Bldg Layout Alpha 101SUB001	Drawing	NA	ELEC-1 (TYP)	Vendor	Approval
983	6007-PLN-ATP-18-52-R107_R2	Bldg Layout Alpha 102SUB001	Drawing	NA	ELEC-1 (TYP)	Vendor	Approval
984	6007-PLN-ATP-18-52-R108_R2	Bldg Layout Alpha 103SUB001	Drawing	NA	ELEC-1 (TYP)	Vendor	Approval
985	6007-PLN-ATP-18-52-R109_R2	Bldg Layout Alpha 104SUB001	Drawing	NA	ELEC-1 (TYP)	Vendor	Approval
986	6007-PLN-ATP-18-52-R206_R2	Bldg Layout Beta 105SUB001	Drawing	NA	ELEC-1 (TYP)	Vendor	Approval
987	6007-PLN-ATP-18-52-R207_R2	Bldg Layout Beta 106SUB001	Drawing	NA	ELEC-1 (TYP)	Vendor	Approval
988	6007-PLN-ATP-18-52-R208_R2	Bldg Layout Beta 107SUB001	Drawing	NA	ELEC-1 (TYP)	Vendor	Approval
989	6007-PLN-ATP-18-52-R209_R2	Bldg Layout Beta 108SUB001	Drawing	NA	ELEC-1 (TYP)	Vendor	Approval
990	6007-PLN-ATP-18-52-R210_R2	Bldg Layout Beta 109SUB001	Drawing	NA	ELEC-1 (TYP)	Vendor	Approval
991	6007-PLN-AGE-57-31-3201_R3	Alpha Bldg 101 Conduit system Plans	Drawing	NA	ELEC-1 (TYP)	Vendor	Approval
992	6007-PLN-AGE-57-31-3202_R3	Alpha Bldg 102 Conduit system Plans	Drawing	NA	ELEC-1 (TYP)	Vendor	Approval
993	6007-PLN-AGE-57-31-3203_R3	Alpha Bldg 103 Conduit system Plans	Drawing	NA	ELEC-1 (TYP)	Vendor	Approval
994	6007-PLN-AGE-57-31-3204_R3	Alpha Bldg 104 Conduit system Plans	Drawing	NA	ELEC-1 (TYP)	Vendor	Approval
995	6007-PLN-AGE-57-31-3301_R2	Alpha Bldg 101 Conduit system Plans Cross Section	Drawing	NA	ELEC-1 (TYP)	Vendor	Approval
996	6007-PLN-AGE-57-31-3302_R2	Alpha Bldg 102 Conduit system Plans Cross Section	Drawing	NA	ELEC-1 (TYP)	Vendor	Approval
997	6007-PLN-AGE-57-31-3303_R2	Alpha Bldg 103 Conduit system Plans Cross Section	Drawing	NA	ELEC-1 (TYP)	Vendor	Approval
998	6007-PLN-AGE-57-31-3304_R2	Alpha Bldg 104 Conduit system Plans Cross Section	Drawing	NA	ELEC-1 (TYP)	Vendor	Approval
999	6007-PLN-AGE-57-31-7205_R3	Beta Bldg 105 Conduit system Plans	Drawing	NA	ELEC-1 (TYP)	Vendor	Approval
1000	6007-PLN-AGE-57-31-7206_R3	Beta Bldg 106 Conduit system Plans	Drawing	NA	ELEC-1 (TYP)	Vendor	Approval
1001	6007-PLN-AGE-57-31-7207_R3	Beta Bldg 107 Conduit system Plans	Drawing	NA	ELEC-1 (TYP)	Vendor	Approval
1002	6007-PLN-AGE-57-31-7208_R3	Beta Bldg 108 Conduit system Plans	Drawing	NA	ELEC-1 (TYP)	Vendor	Approval
1003	6007-PLN-AGE-57-31-7209_R3	Beta Bldg 109 Conduit system Plans	Drawing	NA	ELEC-1 (TYP)	Vendor	Approval
1004	6007-PLN-AGE-57-31-7305_R2	Beta Bldg 105 Conduit system Plans Cross Section	Drawing	NA	ELEC-1 (TYP)	Vendor	Approval
1005	6007-PLN-AGE-57-31-7306_R2	Beta Bldg 106 Conduit system Plans Cross Section	Drawing	NA	ELEC-1 (TYP)	Vendor	Approval
1006	6007-PLN-AGE-57-31-7307_R2	Beta Bldg 107 Conduit system Plans Cross Section	Drawing	NA	ELEC-1 (TYP)	Vendor	Approval
1007	6007-PLN-AGE-57-31-7308_R2	Beta Bldg 108 Conduit system Plans Cross Section	Drawing	NA	ELEC-1 (TYP)	Vendor	Approval
1008	6007-PLN-AGE-57-31-7309_R2	Beta Bldg 109 Conduit system Plans Cross Section	Drawing	NA	ELEC-1 (TYP)	Vendor	Approval
1009	6007-PLN-ATP-00-21-O001	Electrical One-line Diagram Symbols List	Drawing	NA	ELEC-1 (TYP)	Vendor	Approval
1010	6007-PLN-ATP-00-21-O010	Alpha Site Overall One-line Diagram	Drawing	NA	ELEC-1 (TYP)	Vendor	Approval
1011	6007-PLN-ATP-00-21-O020	Beta Site Overall One-line Diagram	Drawing	NA	ELEC-1 (TYP)	Vendor	Approval
1012	6007-PLN-ATP-28-21-O100-1	Alpha Overall One-line Diagram 5KV Distribution System MVSWGR-1 Building #22	Drawing	NA	ELEC-1 (TYP)	Vendor	Approval
1013	6007-PLN-ATP-28-21-O100-2	Alpha Overall One-line Diagram 5KV Distribution System MVSWGR-1 Building #22	Drawing	NA	ELEC-1 (TYP)	Vendor	Approval
1014	6007-PLN-ATP-28-21-O101	Alpha Overall One-line Diagram 5KV to 5KV VSD System, MVC-3 Building #27	Drawing	NA	ELEC-1 (TYP)	Vendor	Approval
1015	6007-PLN-ATP-28-21-O102	Alpha Overall One-line Diagram 5KV Distribution System MVSWGR-4 Building #26	Drawing	NA	ELEC-1 (TYP)	Vendor	Approval
1016	6007-PLN-ATP-28-21-O200-1	Beta Overall One-line Diagram 5KV Distribution System MVSWGR-2 Building #22	Drawing	NA	ELEC-1 (TYP)	Vendor	Approval
1017	6007-PLN-ATP-28-21-O200-2	Beta Overall One-line Diagram 5KV Distribution System MVSWGR-2 Building #22	Drawing	NA	ELEC-1 (TYP)	Vendor	Approval
1018	6007-PLN-ATP-28-21-O201	Beta Overall One-line Diagram 5KV to 5KV VSD System, MVC-13 Building #27	Drawing	NA	ELEC-1 (TYP)	Vendor	Approval
1019	6007-PLN-ATP-28-21-O202	Beta Overall One-line Diagram 5KV Distribution System MVSWGR-14 Building #26	Drawing	NA	ELEC-1 (TYP)	Vendor	Approval
1020	6007-PLN-AGE-58-23-0042	Alpha PB Electrical Services for North HTF Underground Crossing Tunnel	Drawing	NA	ELEC-1 (TYP)	Vendor	Approval
1021	6007-PLN-AGE-58-23-0043	Alpha PB Electrical Services for North HTF Underground Crossing Tunnel	Drawing	NA	ELEC-1 (TYP)	Vendor	Approval
1022	6007-PLN-AGE-58-40-3010_SH1	Alpha CP North HTF Underground Crossing Lighting	Drawing	NA	ELEC-1 (TYP)	Vendor	Approval
1023	6007-PLN-AGE-58-40-3010_SH2	Alpha CP North HTF Underground Crossing Lighting	Drawing	NA	ELEC-1 (TYP)	Vendor	Approval
1024	6007-PLN-AGE-58-40-3011_SH1	Alpha CP North HTF Underground Crossing Details Drawing	Drawing	NA	ELEC-1 (TYP)	Vendor	Approval
1025	6007-PLN-AGE-58-40-3011_SH2	Alpha CP North HTF Underground Crossing Details Drawing	Drawing	NA	ELEC-1 (TYP)	Vendor	Approval
1026	6007-PLN-AGE-58-40-3020_SH1	Alpha CP South HTF Underground Crossing Lighting	Drawing	NA	ELEC-1 (TYP)	Vendor	Approval
1027	6007-PLN-AGE-58-40-3020_SH2	Alpha CP South HTF Underground Crossing Lighting	Drawing	NA	ELEC-1 (TYP)	Vendor	Approval
1028	6007-PLN-AGE-58-40-3021_SH1	Alpha CP South HTF Underground Crossing Details Drawing	Drawing	NA	ELEC-1 (TYP)	Vendor	Approval
1029	6007-PLN-AGE-58-40-3021_SH 2	Alpha CP South HTF Underground Crossing Details Drawing	Drawing	NA	ELEC-1 (TYP)	Vendor	Approval
1030	6007-CAL-AGE-67-52-4300	Calculations report	Calculation	NA	ELEC-1 (TYP)	Vendor	Approval
1031	6007-PLN-AGE-67-52-4300	Cover sheet	Drawing	NA	ELEC-1 (TYP)	Vendor	Approval
1032	6007-PLN-AGE-67-52-4320	General notes	Drawing	NA	ELEC-1 (TYP)	Vendor	Approval
1033	6007-PLN-AGE-67-52-4340	Foundation Plan	Drawing	NA	ELEC-1 (TYP)	Vendor	Approval
1034	6007-PLN-AGE-67-52-4341	Details	Drawing	NA	ELEC-1 (TYP)	Vendor	Approval
1035	6007-PLN-AGE-67-52-4342	Coordinates	Drawing	NA	ELEC-1 (TYP)	Vendor	Approval
1036	6007-CAL-AGE-67-52-8300	Calculations report	Calculation	NA	ELEC-1 (TYP)	Vendor	Approval
1037	6007-PLN-AGE-67-52-8300	Cover sheet	Drawing	NA	ELEC-1 (TYP)	Vendor	Approval
1038	6007-PLN-AGE-67-52-8320	General notes	Drawing	NA	ELEC-1 (TYP)	Vendor	Approval
1039	6007-PLN-AGE-67-52-8340	Foundation Plan	Drawing	NA	ELEC-1 (TYP)	Vendor	Approval
1040	6007-PLN-AGE-67-52-8341	Details	Drawing	NA	ELEC-1 (TYP)	Vendor	Approval
1041	6007-PLN-AGE-67-52-8342	Coordinates	Drawing	NA	ELEC-1 (TYP)	Vendor	Approval
1042	6007-CAL-AGE-00-40-0041	HTF Underground Crossing Tunnel Lightning Calculation	Calculation	NA	ELEC-1 (TYP)	Vendor	Approval
1043	6007-PLN-AGE-58-23-0042	Alpha Power Block Electrical Services For North HTF Underground Crossing Tunnel	Drawing	NA	ELEC-1 (TYP)	Vendor	Approval
1044	6007-PLN-AGE-58-23-0043	Alpha Power Block Electrical Services For South HTF Underground Crossing Tunnel	Drawing	NA	ELEC-1 (TYP)	Vendor	Approval
1045	6007-PLN-AGE-58-40-2010	Alpha Central Plant Ullage Overflow Platform Lightning Layout	Drawing	NA	ELEC-1 (TYP)	Vendor	Approval
1046	6007-PLN-AGE-58-40-3010_1	Alpha Central Plant North HTF Underground Crossing Lightning	Drawing	NA	ELEC-1 (TYP)	Vendor	Approval
1047	6007-PLN-AGE-58-40-3010_2	Alpha Central Plant North HTF Underground Crossing Lightning	Drawing	NA	ELEC-1 (TYP)	Vendor	Approval
1048	6007-PLN-AGE-58-40-3011_1	Alpha Central Plant North HTF Underground Crossing Detail Drawing	Drawing	NA	ELEC-1 (TYP)	Vendor	Approval
1049	6007-PLN-AGE-58-40-3011_2	Alpha Central Plant North HTF Underground Crossing Detail Drawing	Drawing	NA	ELEC-1 (TYP)	Vendor	Approval
1050	6007-PLN-AGE-58-40-3020_1	Alpha Central Plant South Underground Crossing Lightning	Drawing	NA	ELEC-1 (TYP)	Vendor	Approval
1051	6007-PLN-AGE-58-40-3020_2	Alpha Central Plant South Underground Crossing Lightning	Drawing	NA	ELEC-1 (TYP)	Vendor	Approval
1052	6007-PLN-AGE-58-40-3021_1	Alpha Central Plant South HTF Underground Crossing Detail Drawing	Drawing	NA	ELEC-1 (TYP)	Vendor	Approval
1053	6007-PLN-AGE-58-40-3021_2	Alpha Central Plant South HTF Underground Crossing Detail Drawing	Drawing	NA	ELEC-1 (TYP)	Vendor	Approval
1054	6007-PLN-AGE-58-40-6010	Beta Central Plant Ullage Overflow Platform Lightning Layout	Drawing	NA	ELEC-1 (TYP)	Vendor	Approval
1055	6007-PLN-AGE-67-31-2403	Utilites Area Water Treatment Lightning Layout	Drawing	NA	ELEC-1 (TYP)	Vendor	Approval
1056	6007-PLN-AGE-67-31-2404	Utilites Area Water Treatment Lightning Layout	Drawing	NA	ELEC-1 (TYP)	Vendor	Approval
1057	6007-PLN-AGE-67-31-2405	Water Treatment Area Lightning Fixture Schedule	Drawing	NA	ELEC-1 (TYP)	Vendor	Approval
1058	6007-PLN-AGE-67-31-2406	Utilites Area Water Treatment Lightning Circuit Groups	Drawing	NA	ELEC-1 (TYP)	Vendor	Approval
1059	6007-PLN-AGE-67-31-2407	Utilites Area Water Treatment Lightning Circuit Groups	Drawing	NA	ELEC-1 (TYP)	Vendor	Approval
1060	6007-PLN-AGE-67-31-2408	Utilites Area Water Treatment Lightning Layout	Drawing	NA	ELEC-1 (TYP)	Vendor	Approval

Compliance No.: GEN-2
Job: Mojave Solar Project
Date: 07/08/2014
Description: Electrical Site Drawings List - Alpha&Beta

Line No.	Sheet No.	Description	Type of Document	Revision Number	Applicable Condition of Certification	Vendor Supplied or EOR	Reason for Submittal
1061	6007-PLN-AGE-67-31-2409	Utilites Area WTP Emergency Lighting Layout	Drawing	NA	ELEC-1 (TYP)	Vendor	Approval
1062	6007-PLN-AGE-67-31-2412	Utilites Area Water Treatment Lightning Layout	Drawing	NA	ELEC-1 (TYP)	Vendor	Approval
1063	6007-PLN-AGE-67-31-6804	Utilites Area Water Treatment Lightning Layout-Beta	Drawing	NA	ELEC-1 (TYP)	Vendor	Approval
1064	6007-PLN-AGE-67-31-6807	Utilites Area Water Treatment Lightning Circuit Groups-Beta	Drawing	NA	ELEC-1 (TYP)	Vendor	Approval
1065	6007-PLN-AGE-67-31-6808	Utilites Area Water Treatment Lightning Layout-Beta	Drawing	NA	ELEC-1 (TYP)	Vendor	Approval
1066	6007-PLN-AGE-67-31-6809	Utilites Area WTP Emergency Lighting Layout-Beta	Drawing	NA	ELEC-1 (TYP)	Vendor	Approval
1067	6007-PLN-AGE-57-33-1004_R7	SF Barrier Fence Grounding Details	Drawing	NA	ELEC-1 (TYP)	Vendor	Approval
1068	6007-PLN-AGE-57-33-1005_R6	SF Perimeter and Wind Fence Grounding Details	Drawing	NA	ELEC-1 (TYP)	Vendor	Approval
1069	6007-PLN-AGE-57-33-1006_R6	SF Screening Fence Grounding Details	Drawing	NA	ELEC-1 (TYP)	Vendor	Approval
1070	6007-PLN-AGE-57-33-2501-1_R3	Fences Grounding Plan Alpha	Drawing	NA	ELEC-1 (TYP)	Vendor	Approval
1071	6007-PLN-AGE-57-33-2501-2_R3	Fences Grounding Plan Alpha	Drawing	NA	ELEC-1 (TYP)	Vendor	Approval
1072	6007-PLN-AGE-57-33-6501_R3	Fences Grounding Plan Beta	Drawing	NA	ELEC-1 (TYP)	Vendor	Approval
1073	6007-PLN-AGE-58-40-3010_Sht 1	ALPHA CENTRAL PLANT NORTH HTF UNDERGROUND CROSSING LIGHTING	Drawing	NA	ELEC-1 (TYP)	Vendor	Approval
1074	6007-PLN-AGE-58-40-3010_Sht 2	ALPHA CENTRAL PLANT NORTH HTF UNDERGROUND CROSSING LIGHTING	Drawing	NA	ELEC-1 (TYP)	Vendor	Approval
1075	6007-PLN-AGE-58-40-3011_Sht 1	ALPHA CENTRAL PLANT NORTH HTF UNDERGROUND CROSSING DETAILS DRAWING	Drawing	NA	ELEC-1 (TYP)	Vendor	Approval
1076	6007-PLN-AGE-58-40-3011_Sht 2	ALPHA CENTRAL PLANT NORTH HTF UNDERGROUND CROSSING DETAILS DRAWING	Drawing	NA	ELEC-1 (TYP)	Vendor	Approval
1077	6007-PLN-AGE-58-40-3020_Sht 1	ALPHA CENTRAL PLANT SOUTH HTF UNDERGROUND CROSSING LIGHTING	Drawing	NA	ELEC-1 (TYP)	Vendor	Approval
1078	6007-PLN-AGE-58-40-3020_Sht 2	ALPHA CENTRAL PLANT SOUTH HTF UNDERGROUND CROSSING LIGHTING	Drawing	NA	ELEC-1 (TYP)	Vendor	Approval
1079	6007-PLN-AGE-58-40-3021_Sht 1	ALPHA CENTRAL PLANT SOUTH HTF UNDERGROUND CROSSING DETAILS DRAWING	Drawing	NA	ELEC-1 (TYP)	Vendor	Approval
1080	6007-PLN-AGE-58-40-3021_Sht 2	ALPHA CENTRAL PLANT SOUTH HTF UNDERGROUND CROSSING DETAILS DRAWING	Drawing	NA	ELEC-1 (TYP)	Vendor	Approval
1081	6007-PLN-AGE-58-23-0042	ALPHA POWER BLOCK ELECTRICAL SERVICES FOR NORTH HTF UNDERGROUND CROSSING TUNNEL	Drawing	NA	ELEC-1 (TYP)	Vendor	Approval
1082	6007-PLN-AGE-58-23-0043	ALPHA POWER BLOCK ELECTRICAL SERVICES FOR SOUTH HTF UNDERGROUND CROSSING TUNNEL	Drawing	NA	ELEC-1 (TYP)	Vendor	Approval
1083	6007-PLN-AGE-58-40-2010	Alpha Central Plant. Ullage Overflow Platform Lighting Layout	Drawing	NA	ELEC-1 (TYP)	Vendor	Approval
1084	6007-PLN-AGE-58-40-6010	Beta Central Plant. Ullage Overflow Platform Lighting Layout	Drawing	NA	ELEC-1 (TYP)	Vendor	Approval
1085	6007-CAL-AGE-43-40-0002	Lighting Calculation for WTP	Calculation	NA	ELEC-1 (TYP)	Vendor	Approval
1086	6007-PLN-AGE-67-31-2403	Water Treatment Area Lighting Layout_Alpha Plant	Drawing	NA	ELEC-1 (TYP)	Vendor	Approval
1087	6007-PLN-AGE-67-31-2404	Water Treatment Area Lighting Layout_Alpha Plant	Drawing	NA	ELEC-1 (TYP)	Vendor	Approval
1088	6007-PLN-AGE-67-31-2405	Water Treatment Area Fixture Schedule	Drawing	NA	ELEC-1 (TYP)	Vendor	Approval
1089	6007-PLN-AGE-67-31-2406	Water Treatment Area Lighting Circuit Groups_Alpha Plant	Drawing	NA	ELEC-1 (TYP)	Vendor	Approval
1090	6007-PLN-AGE-67-31-2407	Water Treatment Area Lighting Circuit Groups_Alpha Plant	Drawing	NA	ELEC-1 (TYP)	Vendor	Approval
1091	6007-PLN-AGE-67-31-2408	Water Treatment Area Lighting Circuit Groups_Alpha Plant	Drawing	NA	ELEC-1 (TYP)	Vendor	Approval
1092	6007-PLN-AGE-67-31-2409	Water Treatment Area Lighting Circuit Groups_Alpha Plant	Drawing	NA	ELEC-1 (TYP)	Vendor	Approval
1093	6007-PLN-AGE-67-31-2412	Water Treatment Area Lighting Details	Drawing	NA	ELEC-1 (TYP)	Vendor	Approval
1094	6007-PLN-AGE-67-31-2413	Water Treatment Area Lighting Layout_Alpha Plant	Drawing	NA	ELEC-1 (TYP)	Vendor	Approval
1095	6007-PLN-AGE-67-31-6803	Water Treatment Area Lighting Layout_Beta Plant	Drawing	NA	ELEC-1 (TYP)	Vendor	Approval
1096	6007-PLN-AGE-67-31-6804	Water Treatment Area Lighting Layout_Beta Plant	Drawing	NA	ELEC-1 (TYP)	Vendor	Approval
1097	6007-PLN-AGE-67-31-6806	Water Treatment Area Lighting Circuit Groups_BetaPlant	Drawing	NA	ELEC-1 (TYP)	Vendor	Approval
1098	6007-PLN-AGE-67-31-6807	Water Treatment Area Lighting Circuit Groups_Beta Plant	Drawing	NA	ELEC-1 (TYP)	Vendor	Approval
1099	6007-PLN-AGE-67-31-6808	Water Treatment Area Lighting Layout_Beta Plant	Drawing	NA	ELEC-1 (TYP)	Vendor	Approval
1100	6007-PLN-AGE-67-31-6809	Water Treatment Area Lighting Circuit Groups_Beta Plant	Drawing	NA	ELEC-1 (TYP)	Vendor	Approval
1101	6007-PLN-AGE-67-31-6813	Water Treatment Area Lighting Layout_Beta Plant	Drawing	NA	ELEC-1 (TYP)	Vendor	Approval
1102	QA1 ELEC-1-14.01_PC1	Response to BV Letter on Elec-1-14.01	Letter	NA	ELEC-1 (TYP)	Vendor	Approval
1103	6007-PLN-ATP-28-21-O100-2_R13	Alpha 5KV One Line MVSWGR 1 Bldg #22	Drawing	NA	ELEC-1 (TYP)	Vendor	Approval
1104	6007-PLN-ATP-00-21-O012_R1	Alpha Site Overview of LVSWGR-5 Building #22	Drawing	NA	ELEC-1 (TYP)	Vendor	Approval
1105	6007-PLN-ATP-00-21-O013_R1	Alpha Site Overview of LVSWGR-6 Building #22	Drawing	NA	ELEC-1 (TYP)	Vendor	Approval
1106	6007-PLN-ATP-00-21-O014_R1	Alpha 480V One Line LVSWGR 13 Bldg #22 Overview	Drawing	NA	ELEC-1 (TYP)	Vendor	Approval
1107	6007-PLN-ATP-27-21-O160_R10	Alpha 480V One Line LVSWGR 5 Bldg #22	Drawing	NA	ELEC-1 (TYP)	Vendor	Approval
1108	6007-PLN-ATP-27-21-O181_R6	Alpha 480V Single-Line LVSWGR-6 Building #22	Drawing	NA	ELEC-1 (TYP)	Vendor	Approval
1109	6007-PLN-ATP-27-21-O190-1_R7	Alpha 480V One Line LVSWGR 13 Bldg #22	Drawing	NA	ELEC-1 (TYP)	Vendor	Approval
1110	6007-PLN-ATP-27-21-O190-2_R7	Alpha 480V One Line LVSWGR 13 Bldg #22	Drawing	NA	ELEC-1 (TYP)	Vendor	Approval
1111	6007-PLN-ATP-27-21-O190-3_R5	Alpha 480V One Line LVSWGR 13 Bldg #22	Drawing	NA	ELEC-1 (TYP)	Vendor	Approval
1112	6007-PLN-ATP-27-21-O190-4_R5	Alpha 480V One Line LVSWGR 13 Bldg #22	Drawing	NA	ELEC-1 (TYP)	Vendor	Approval
1113	6007-PLN-ATP-27-21-O305_R9	Alpha 480V Single-Line MCC-51 Building #22	Drawing	NA	ELEC-1 (TYP)	Vendor	Approval
1114	6007-PLN-ATP-27-21-O335_R8	Alpha 480V Single-Line MCC-62 Building #22	Drawing	NA	ELEC-1 (TYP)	Vendor	Approval
1115	6007-PLN-ATP-27-23-P351-1_R5	Alpha Electrical Panel PP 1308 & PP 130806 Bldg #22	Drawing	NA	ELEC-1 (TYP)	Vendor	Approval
1116	6007-PLN-ATP-27-23-P351-2_R2	Alpha Electrical Panel PP 1308 & PP 130806 Bldg #22	Drawing	NA	ELEC-1 (TYP)	Vendor	Approval
1117	6007-PLN-ATP-27-23-P505_R9	Alpha Electrical Panel PP-52 & PP-5211 Building #22	Drawing	NA	ELEC-1 (TYP)	Vendor	Approval
1118	6007-PLN-ATP-27-23-P510_R8	Alpha Electrical Panel PP-53 Building #22	Drawing	NA	ELEC-1 (TYP)	Vendor	Approval
1119	6007-PLN-ATP-27-23-P511_R8	Alpha Electrical Panel PP-5304 Building #22	Drawing	NA	ELEC-1 (TYP)	Vendor	Approval
1120	6007-PLN-ATP-27-23-P512-1_R5	Alpha Electrical Lighting Panel LP-5305 Building #22	Drawing	NA	ELEC-1 (TYP)	Vendor	Approval
1121	6007-PLN-ATP-27-23-P512-2_R4	Alpha Electrical Lighting Panel LP-5305 Building #22	Drawing	NA	ELEC-1 (TYP)	Vendor	Approval
1122	6007-PLN-ATP-27-23-P530-1_R6	Alpha Electrical UPS Panel UPSP 1312 Bldg #22	Drawing	NA	ELEC-1 (TYP)	Vendor	Approval
1123	6007-PLN-ATP-27-23-P530-2_R4	Alpha Electrical UPS Panel UPSP 1312 Bldg #22	Drawing	NA	ELEC-1 (TYP)	Vendor	Approval
1124	6007-PLN-ATP-27-23-P570_R3	Alpha One-Line Diagram DCP-362030110 Building #22	Drawing	NA	ELEC-1 (TYP)	Vendor	Approval
1125	6007-PLN-ATP-28-21-O200-2_R13	Beta One Line 5KV MVSWGR 2 Bldg #22	Drawing	NA	ELEC-1 (TYP)	Vendor	Approval
1126	6007-PLN-ATP-00-21-O022_R1	Beta 480V One Line LVSWGR 15 Bldg #22 Overview	Drawing	NA	ELEC-1 (TYP)	Vendor	Approval
1127	6007-PLN-ATP-00-21-O023_R1	Beta Site Overview Of LVSWGR-16 Building #22	Drawing	NA	ELEC-1 (TYP)	Vendor	Approval
1128	6007-PLN-ATP-00-21-O024_R1	Beta 480V One Line LVSWGR 113 Bldg #22 Overview	Drawing	NA	ELEC-1 (TYP)	Vendor	Approval
1129	6007-PLN-ATP-27-21-O260_R11	Beta 480V One Line LVSWGR 15 Bldg #22	Drawing	NA	ELEC-1 (TYP)	Vendor	Approval
1130	6007-PLN-ATP-27-21-O281_R6	Beta 480V Single-Line LVSWGR-16 Building #22	Drawing	NA	ELEC-1 (TYP)	Vendor	Approval
1131	6007-PLN-ATP-27-21-O290-1_R7	Beta 480V One Line LVSWGR 113 Bldg #22	Drawing	NA	ELEC-1 (TYP)	Vendor	Approval
1132	6007-PLN-ATP-27-21-O290-2_R7	Beta 480V One Line LVSWGR 113 Bldg #22	Drawing	NA	ELEC-1 (TYP)	Vendor	Approval
1133	6007-PLN-ATP-27-21-O290-3_R5	Beta 480V One Line LVSWGR 113 Bldg #22	Drawing	NA	ELEC-1 (TYP)	Vendor	Approval
1134	6007-PLN-ATP-27-21-O290-4_R5	Beta 480V One Line LVSWGR 113 Bldg #22	Drawing	NA	ELEC-1 (TYP)	Vendor	Approval
1135	6007-PLN-ATP-27-21-O405_R9	Beta 480V One Line MCC 151 Bldg #22	Drawing	NA	ELEC-1 (TYP)	Vendor	Approval
1136	6007-PLN-ATP-27-21-O435_R8	Beta 480V Single-Line MCC-162 Building #22	Drawing	NA	ELEC-1 (TYP)	Vendor	Approval
1137	6007-PLN-ATP-27-23-P451-1_R5	Beta Electrical Panel PP 11308 & PP 1130806 Bldg #22	Drawing	NA	ELEC-1 (TYP)	Vendor	Approval
1138	6007-PLN-ATP-27-23-P451-2_R2	Beta Electrical Panel PP 11308 & PP 1130806 Bldg #22	Drawing	NA	ELEC-1 (TYP)	Vendor	Approval
1139	6007-PLN-ATP-27-23-P605_R9	Beta Electrical panel PP 152 Bldg #22	Drawing	NA	ELEC-1 (TYP)	Vendor	Approval
1140	6007-PLN-ATP-27-23-P610_R8	Beta Electrical panel PP 153 Bldg #22	Drawing	NA	ELEC-1 (TYP)	Vendor	Approval
1141	6007-PLN-ATP-27-23-P611_R8	Beta Electrical panel PP 15307 Bldg #22	Drawing	NA	ELEC-1 (TYP)	Vendor	Approval
1142	6007-PLN-ATP-27-23-P612-1_R5	Beta Electrical Lighting Panel LP 5305 Bldg #22	Drawing	NA	ELEC-1 (TYP)	Vendor	Approval
1143	6007-PLN-ATP-27-23-P612-2_R4	Beta Electrical Lighting Panel LP 5305 Bldg #22	Drawing	NA	ELEC-1 (TYP)	Vendor	Approval
1144	6007-PLN-ATP-27-23-P630-1_R6	Beta Electrical Panel UPSP 11312 Bldg #22	Drawing	NA	ELEC-1 (TYP)	Vendor	Approval
1145	6007-PLN-ATP-27-23-P630-2_R4	Beta Electrical Panel UPSP 11312 Bldg #22	Drawing	NA	ELEC-1 (TYP)	Vendor	Approval
1146	6007-PLN-ATP-27-23-P670_R3	Beta Electrical Panel DCP1362030110 Bldg #22	Drawing	NA	ELEC-1 (TYP)	Vendor	Approval
1147	6007-PLN-AGE-00-21-O015_R0	Alpha Site Overview Of LVSWGR-36 Building #27	Drawing	NA	ELEC-1 (TYP)	Vendor	Approval
1148	6007-PLN-ATP-27-21-O175_R11	Alpha 480V Single-Line LVSWGR-36 Building #27	Drawing	NA	ELEC-1 (TYP)	Vendor	Approval
1149	6007-PLN-AGE-27-21-O355_R6	Alpha 480V Single-Line MCC 1303 Bldg #27	Drawing	NA	ELEC-1 (TYP)	Vendor	Approval
1150	6007-PLN-AGE-27-21-O551_R4	Alpha One Line MCC Bldg #27	Drawing	NA	ELEC-1 (TYP)	Vendor	Approval
1151	6007-PLN-AGE-27-21-P553_R4	Alpha Electrical panel PP 1301 Bldg #27	Drawing	NA	ELEC-1 (TYP)	Vendor	Approval
1152	6007-PLN-AGE-27-21-P555_R5	Alpha One-Line Diagram DCP-3620301 Building #27	Drawing	NA	ELEC-1 (TYP)	Vendor	Approval
1153	6007-PLN-AGE-27-21-P556_R1	Alpha Receptacle Panel RP-36206 Electrical Room 27	Drawing	NA	ELEC-1 (TYP)	Vendor	Approval
1154	6007-PLN-AGE-27-23-P550-1_R9	Alpha One-Line UPS-36203, Bldg #27	Drawing	NA	ELEC-1 (TYP)	Vendor	Approval
1155	6007-PLN-AGE-27-23-P550-2_R8	Alpha One-Line UPS-36203, Bldg #27	Drawing	NA	ELEC-1 (TYP)	Vendor	Approval
1156	6007-PLN-AGE-43-20-0009-1_R6	Outdoor Lighting Panel Single Line Diagram, Alpha Plant, LP-36209	Drawing	NA	ELEC-1 (TYP)	Vendor	Approval
1157	6007-PLN-AGE-43-20-0009-2_R6	Outdoor Lighting Panel Single Line Diagram, Alpha Plant, LP-36209	Drawing	NA	ELEC-1 (TYP)	Vendor	Approval
1158	6007-PLN-ATP-27-21-P528_R2	Alpha Electrical Panel PP-36212 Building #27	Drawing	NA	ELEC-1 (TYP)	Vendor	Approval
1159	6007-PLN-ATP-27-23-P535_R11	Alpha Electrical panel PP-362 Bldg #27	Drawing	NA	ELEC-1 (TYP)	Vendor	Approval
1160	6007-PLN-ATP-27-23-P536_R10	Alpha Electrical Panel PP-36205 Building #27	Drawing	NA	ELEC-1 (TYP)	Vendor	Approval
1161	6007-PLN-AGE-00-21-O025_R0	Beta 480V One-Line LVSWG-136, Bldg #27 Overview	Drawing	NA	ELEC-1 (TYP)	Vendor	Approval
1162	6007-PLN-ATP-27-21-O275_R10	Beta 480V One-Line LVSWGR-136, Bldg #27	Drawing	NA	ELEC-1 (TYP)	Vendor	Approval
1163	6007-PLN-AGE-27-21-O455_R6	Beta 480V Single-Line MCC 11303 Bldg #27	Drawing	NA	ELEC-1 (TYP)	Vendor	Approval
1164	6007-PLN-AGE-27-21-O651_R4	Beta One Line MCC Bldg #27	Drawing	NA	ELEC-1 (TYP)	Vendor	Approval
1165	6007-PLN-AGE-27-21-P653_R4	Beta Electrical panel PP 11301 Bldg #27	Drawing	NA	ELEC-1 (TYP)	Vendor	Approval
1166	6007-PLN-AGE-27-21-P655_R4	Beta Electrical panel DCP-1362301 Bldg #27	Drawing	NA	ELEC-1 (TYP)	Vendor	Approval
1167	6007-PLN-AGE-27-21-P656_R1	Beta Panel RP 136206 Bldg #27	Drawing	NA	ELEC-1 (TYP)	Vendor	Approval
1168	6007-PLN-AGE-27-23-P650-1_R8	Beta One Line UPSP-11310 Bldg #27	Drawing	NA	ELEC-1 (TYP)	Vendor	Approval
1169	6007-PLN-AGE-27-23-P650-2_R8	Beta One Line UPSP-11310 Bldg #27	Drawing	NA	ELEC-1 (TYP)	Vendor	Approval
1170	6007-PLN-AGE-43-20-0017-1_R6	Outdoor Lighting Panel Single Line Diagram, Beta Plant, LP-136209	Drawing	NA	ELEC-1 (TYP)	Vendor	Approval
1171	6007-PLN-AGE-43-20-0017-2_R6	Outdoor Lighting Panel Single Line Diagram, Beta Plant, LP-136209	Drawing	NA	ELEC-1 (TYP)	Vendor	Approval
1172	6007-PLN-ATP-27-21-P628_R2	Beta Panel PP 136212 Bldg #27	Drawing	NA	ELEC-1 (TYP)	Vendor	Approval
1173	6007-PLN-ATP-27-23-P635_R10	Beta Electrical Panel PP 1362, Bldg #27	Drawing	NA	ELEC-1 (TYP)	Vendor	Approval
1174	6007-PLN-ATP-27-23-P636_R9	Beta Panel PP 136208, Bldg #27	Drawing	NA	ELEC-1 (TYP)	Vendor	Approval
1175	6007-PLN-ATP-00-21-O011_R0	Alpha Site Overview Of LVSWGR-401 Building #26	Drawing	NA	ELEC-1 (TYP)	Vendor	Approval
1176	6007-PLN-ATP-27-21-O170_R12	Alpha 480V One Line LVSWGR 401 Bldg #26	Drawing	NA	ELEC-1 (TYP)	Vendor	Approval
1177	6007-PLN-ATP-27-21-O325_R10	Alpha Site 480V Single-Line MCC-4011 Building #26	Drawing	NA	ELEC-1 (TYP)	Vendor	Approval
1178	6007-PLN-ATP-27-21-O340_R9	Alpha Site 480V Single-Line MCC-4012 Building #26	Drawing	NA	ELEC-1 (TYP)	Vendor	Approval

Compliance No.: GEN-2
Job: Mojave Solar Project
Date: 07/08/2014
Description: Electrical Site Drawings List - Alpha&Beta

Line No.	Sheet No.	Description	Type of Document	Revision Number	Applicable Condition of Certification	Vendor Supplied or EOR	Reason for Submittal
1179	6007-PLN-ATP-27-23-P525-1_R10	Alpha Electrical Panel PP-4013 & PP-40136 Building #26	Drawing	NA	ELEC-1 (TYP)	Vendor	Approval
1180	6007-PLN-ATP-27-23-P525-2_R3	Alpha Electrical Panel PP-4013 & PP-40136 Building #26	Drawing	NA	ELEC-1 (TYP)	Vendor	Approval
1181	6007-PLN-ATP-27-23-P525-3_R4	Alpha Electrical Panel PP-4013 & PP-40136 Building #26	Drawing	NA	ELEC-1 (TYP)	Vendor	Approval
1182	6007-PLN-ATP-27-23-P527_R4	Alpha Electrical Lighting Panel LP-401301 Building #26	Drawing	NA	ELEC-1 (TYP)	Vendor	Approval
1183	6007-PLN-ATP-27-23-P575_R2	Alpha Electrical Panel PP 13101220 Bldg #26	Drawing	NA	ELEC-1 (TYP)	Vendor	Approval
1184	6007-PLN-ATP-00-21-O021_R0	Beta Site Overview Of LVSWGR-1401 Building #26	Drawing	NA	ELEC-1 (TYP)	Vendor	Approval
1185	6007-PLN-ATP-27-21-O270_R12	Beta 480 V One Line LVSWGR 1401 Bldg #26	Drawing	NA	ELEC-1 (TYP)	Vendor	Approval
1186	6007-PLN-ATP-27-21-O425_R10	Beta 480V Single-Line MCC-14011 Building #26	Drawing	NA	ELEC-1 (TYP)	Vendor	Approval
1187	6007-PLN-ATP-27-21-O440_R9	Beta 480V Single-Line MCC-14012 Building #26	Drawing	NA	ELEC-1 (TYP)	Vendor	Approval
1188	6007-PLN-ATP-27-23-P625-1_R9	Beta Electrical Panel PP-14013 & PP-140136 Building #26	Drawing	NA	ELEC-1 (TYP)	Vendor	Approval
1189	6007-PLN-ATP-27-23-P625-2_R3	Beta Electrical Panel PP-14013 & PP-1401316 Building #26	Drawing	NA	ELEC-1 (TYP)	Vendor	Approval
1190	6007-PLN-ATP-27-23-P625-3_R4	Beta Electrical Panel PP-14013 & PP-1401316 Building #26	Drawing	NA	ELEC-1 (TYP)	Vendor	Approval
1191	6007-PLN-ATP-27-23-P627_R4	Beta Electrical Lighting Panel LP-1401301 Building #26	Drawing	NA	ELEC-1 (TYP)	Vendor	Approval
1192	6007-PLN-ATP-27-23-P675_R2	Beta Electrical Panel PP 113101220 Bldg #26	Drawing	NA	ELEC-1 (TYP)	Vendor	Approval
1193	6007-PLN-ATP-27-23-P506-1_R4	Alpha Water Treatment Panel PP-5201	Drawing	NA	ELEC-1 (TYP)	Vendor	Approval
1194	6007-PLN-ATP-27-23-P506-2_R5	Alpha Water Treatment Panel PP-5201	Drawing	NA	ELEC-1 (TYP)	Vendor	Approval
1195	6007-PLN-ATP-27-23-P507_R4	Alpha Water Treatment Panel PP-5202	Drawing	NA	ELEC-1 (TYP)	Vendor	Approval
1196	6007-PLN-ATP-27-23-P606-1_R5	Beta Water Treatment Panel PP-15201	Drawing	NA	ELEC-1 (TYP)	Vendor	Approval
1197	6007-PLN-ATP-27-23-P606-2_R5	Beta Water Treatment Panel PP-15201	Drawing	NA	ELEC-1 (TYP)	Vendor	Approval
1198	6007-PLN-ATP-27-23-P607_R4	Beta Water Treatment Panel PP-15202	Drawing	NA	ELEC-1 (TYP)	Vendor	Approval
1199	6007-PLN-ATP-27-21-O181_R8	Alpha 480V Single-Line LVSWGR-6 Building #22	Drawing	NA	ELEC-1 (TYP)	Vendor	Approval
1200	6007-PLN-ATP-27-23-P505_R10	Alpha Electrical Panel PP-52 & PP-5211 Building #22	Drawing	NA	ELEC-1 (TYP)	Vendor	Approval
1201	6007-PLN-ATP-27-21-O281_R8	Beta 480V Single-Line LVSWGR-16 Building #22	Drawing	NA	ELEC-1 (TYP)	Vendor	Approval
1202	6007-PLN-ATP-27-23-P605_R10	Beta Electrical panel PP 152 Bldg #22	Drawing	NA	ELEC-1 (TYP)	Vendor	Approval
1203	6007-PLN-ATP-27-21-O175_R12	Alpha 480V Single-Line LVSWGR-36 Building #27	Drawing	NA	ELEC-1 (TYP)	Vendor	Approval
1204	6007-PLN-AGE-27-21-P555_R6	Alpha One-Line Diagram DCP-3620301 Building #27	Drawing	NA	ELEC-1 (TYP)	Vendor	Approval
1205	6007-PLN-AGE-27-23-P550-1_R10	Alpha One-Line UPS-36203, Bldg #27	Drawing	NA	ELEC-1 (TYP)	Vendor	Approval
1206	6007-PLN-AGE-27-23-P550-2_R9	Alpha One-Line UPS-36203, Bldg #27	Drawing	NA	ELEC-1 (TYP)	Vendor	Approval
1207	6007-PLN-ATP-27-21-O275_R11	Beta 480V One-Line LVSWGR-136, Bldg #27	Drawing	NA	ELEC-1 (TYP)	Vendor	Approval
1208	6007-PLN-AGE-27-21-P655_R5	Beta Electrical panel DCP-1362301 Bldg #27	Drawing	NA	ELEC-1 (TYP)	Vendor	Approval
1209	6007-PLN-AGE-27-23-P650-1_R9	Beta One Line UPSP-11310 Bldg #27	Drawing	NA	ELEC-1 (TYP)	Vendor	Approval
1210	6007-PLN-AGE-27-23-P650-2_R9	Beta One Line UPSP-11310 Bldg #27	Drawing	NA	ELEC-1 (TYP)	Vendor	Approval
1211	6007-PLN-ATP-27-21-O340_R10	Alpha Site 480V Single-Line MCC-4012 Building #26	Drawing	NA	ELEC-1 (TYP)	Vendor	Approval
1212	6007-PLN-ATP-27-21-O440_R10	Beta 480V Single-Line MCC-14012 Building #26	Drawing	NA	ELEC-1 (TYP)	Vendor	Approval
1213	6007-PLN-ATP-27-23-P506-1_R9	Alpha Water Treatment Panel PP-5201	Drawing	NA	ELEC-1 (TYP)	Vendor	Approval
1214	6007-PLN-ATP-27-23-P506-2_R6	Alpha Water Treatment Panel PP-5201	Drawing	NA	ELEC-1 (TYP)	Vendor	Approval
1215	6007-PLN-ATP-27-23-P507-1_R8	Alpha Electrical Panel PP-5202 Water Treatment Area	Drawing	NA	ELEC-1 (TYP)	Vendor	Approval
1216	6007-PLN-ATP-27-23-P507-2_R1	Alpha Electrical Panel PP-5202 Water Treatment Area	Drawing	NA	ELEC-1 (TYP)	Vendor	Approval
1217	6007-PLN-ATP-27-23-P606-1_R10	Beta Water Treatment Panel PP-15201	Drawing	NA	ELEC-1 (TYP)	Vendor	Approval
1218	6007-PLN-ATP-27-23-P606-2_R7	Beta Water Treatment Panel PP-15201	Drawing	NA	ELEC-1 (TYP)	Vendor	Approval
1219	6007-PLN-ATP-27-23-P607-1_R8	Beta Water Treatment Panel PP-15202	Drawing	NA	ELEC-1 (TYP)	Vendor	Approval
1220	6007-PLN-ATP-27-23-P607-2_R1	Beta Water Treatment Panel PP-15202	Drawing	NA	ELEC-1 (TYP)	Vendor	Approval
1221	6007-PLN-AGE-57-33-2201_R3	Alpha SF 101 Bldg Grounding Plan Substation 101 Sub 001 Grounding Plan	Drawing	NA	ELEC-1 (TYP)	Vendor	Approval
1222	6007-PLN-AGE-57-33-2202_R3	Alpha SF 102 Bldg Grounding Plan Substation 102 Sub 001 Grounding Plan	Drawing	NA	ELEC-1 (TYP)	Vendor	Approval
1223	6007-PLN-AGE-57-33-2203_R3	Alpha SF 103 Bldg Grounding Plan Substation 103 Sub 001 Grounding Plan	Drawing	NA	ELEC-1 (TYP)	Vendor	Approval
1224	6007-PLN-AGE-57-33-2204_R3	Alpha SF 104 Bldg Grounding Plan Substation 104 Sub 001 Grounding Plan	Drawing	NA	ELEC-1 (TYP)	Vendor	Approval
1225	6007-PLN-AGE-57-33-6205_R3	Alpha SF 105 Bldg Grounding Plan Substation 105 Sub 001 Grounding Plan	Drawing	NA	ELEC-1 (TYP)	Vendor	Approval
1226	6007-PLN-AGE-57-33-6206_R3	Alpha SF 106 Bldg Grounding Plan Substation 106 Sub 001 Grounding Plan	Drawing	NA	ELEC-1 (TYP)	Vendor	Approval
1227	6007-PLN-AGE-57-33-6207_R3	Alpha SF 107 Bldg Grounding Plan Substation 107 Sub 001 Grounding Plan	Drawing	NA	ELEC-1 (TYP)	Vendor	Approval
1228	6007-PLN-AGE-57-33-6208_R3	Alpha SF 108 Bldg Grounding Plan Substation 108 Sub 001 Grounding Plan	Drawing	NA	ELEC-1 (TYP)	Vendor	Approval
1229	6007-PLN-AGE-57-33-6209_R3	Alpha SF 109 Bldg Grounding Plan Substation 109 Sub 001 Grounding Plan	Drawing	NA	ELEC-1 (TYP)	Vendor	Approval
1230	ELEC-1-24.00_PC1	Solar Fi eld Building layouts and Ductbanks Plans	Letter	NA	ELEC-1 (TYP)	Vendor	Approval
1231	6007-ESP-AGE-57-38-0001_R1	Specification For Electrical Room in Solar Field	Spec	NA	ELEC-1 (TYP)	Vendor	Approval
1232	6007-PLN-AGE-67-31-2410	Utilities Area WTA Emergency Lighting Layout (Outdoor) Alpha Plant	Drawing	NA	ELEC-1 (TYP)	Vendor	Approval
1233	6007-PLN-AGE-67-31-2414	Utilities Area WTA Emergency Lighting Circuit Groups Alpha Plant	Drawing	NA	ELEC-1 (TYP)	Vendor	Approval
1234	6007-PLN-AGE-67-31-6810	Utilites Area WTA Emergency Lighting Layout (Outdoor) Beta Plant	Drawing	NA	ELEC-1 (TYP)	Vendor	Approval
1235	6007-PLN-AGE-67-31-6814	Utilities Area WTA Emergency Lighting Circuit Groups Beta Plant	Drawing	NA	ELEC-1 (TYP)	Vendor	Approval
1236	6007-PLN-AGE-00-31-0090	Beta Plant Underground Ductbank Profiles Power Block & Utilites Area	Drawing	NA	ELEC-1 (TYP)	Vendor	Approval
1237	6007-PLN-AGE-00-31-0091	Alpha Plant Underground Ductbank Profiles Power Block & Utilites Area	Drawing	NA	ELEC-1 (TYP)	Vendor	Approval
1238	6007-PLN-AGE-00-31-0092	Alpha Plant Underground Ductbank Profiles Power Block & Utilites Area	Drawing	NA	ELEC-1 (TYP)	Vendor	Approval
1239	6007-PLN-AGE-00-31-0095	Beta Plant Manholes Details. MH-B5 Power Block & Utilites	Drawing	NA	ELEC-1 (TYP)	Vendor	Approval
1240	6007-PLN-ATP-27-23-P576_R4	Alpha One-Line Fire Protec Sys 480V Buldg #2	Drawing	NA	ELEC-1 (TYP)	Vendor	Approval
1241	6007-PLN-ATP-27-23-P676_R4	Beta One-Line Fire Protec Sys 480V Buldg #2	Drawing	NA	ELEC-1 (TYP)	Vendor	Approval
1242	6007-PLN-AGE-25-31-0001_R3	PB area Lighting Details	Drawing	NA	ELEC-1 (TYP)	Vendor	Approval
1243	6007-PLN-AGE-43-20-0002_R4	Outdoor Lighting Pole Details Drawings	Drawing	NA	ELEC-1 (TYP)	Vendor	Approval
1244	6007-PLN-AGE-43-20-0031_R4	Outdoor Lighting System and Receptacle Details	Drawing	NA	ELEC-1 (TYP)	Vendor	Approval
1245	6007-PLN-AGE-67-31-2411_R1	Utilities area Lighting Details	Drawing	NA	ELEC-1 (TYP)	Vendor	Approval
1246	6007-PLN-AGE-43-20-0034_R4	Electrical Lighting Contractor Schematics, Alpha Bldg #27 & Valve Shed	Drawing	NA	ELEC-1 (TYP)	Vendor	Approval
1247	6007-PLN-AGE-43-20-0035_R4	Electrical Lighting Contractor Schematics, Beta Bldg #27	Drawing	NA	ELEC-1 (TYP)	Vendor	Approval
1248	6007-PLN-AGE-21-31-2111_R5	SG area Lighting Layout, Alpha	Drawing	NA	ELEC-1 (TYP)	Vendor	Approval
1249	6007-PLN-AGE-21-31-2112_R4	SG area Lighting Outdoor Layout Unit B, Alpha	Drawing	NA	ELEC-1 (TYP)	Vendor	Approval
1250	6007-PLN-AGE-21-31-2113_R4	SG Area Lighting Layout Unit A, Alpha	Drawing	NA	ELEC-1 (TYP)	Vendor	Approval
1251	6007-PLN-AGE-21-31-2114_R5	SG area outdoor Lighting Layout Reheaters, Alpha	Drawing	NA	ELEC-1 (TYP)	Vendor	Approval
1252	6007-PLN-AGE-21-31-2116_R1	SG area Emergency Lighting Layout, Alpha Unit A	Drawing	NA	ELEC-1 (TYP)	Vendor	Approval
1253	6007-PLN-AGE-21-31-2117_R1	SG area Emergency Lighting Layout, Alpha Unit B	Drawing	NA	ELEC-1 (TYP)	Vendor	Approval
1254	6007-PLN-AGE-21-31-2121_R3	SG area Lighting Detail, Alpha	Drawing	NA	ELEC-1 (TYP)	Vendor	Approval
1255	6007-PLN-AGE-25-31-2301_R5	PB area Lighting Layout Alpha	Drawing	NA	ELEC-1 (TYP)	Vendor	Approval
1256	6007-PLN-AGE-25-31-2302_R3	PB area STG AUX, Equipment Structure Lighting layout, alpha	Drawing	NA	ELEC-1 (TYP)	Vendor	Approval
1257	6007-PLN-AGE-25-31-2303_R3	PB area STG AUX Equipment structure Lighting Layout Alpha	Drawing	NA	ELEC-1 (TYP)	Vendor	Approval
1258	6007-PLN-AGE-25-31-2304_R3	PB area STG AUX Equipment Structure Lighting Layout Alpha	Drawing	NA	ELEC-1 (TYP)	Vendor	Approval
1259	6007-PLN-AGE-25-31-2305_R3	PB area STG AUX Equipment Structure Lighting Layout Alpha	Drawing	NA	ELEC-1 (TYP)	Vendor	Approval
1260	6007-PLN-AGE-25-31-2306_R2	PB STG Lighting Layout Alpha	Drawing	NA	ELEC-1 (TYP)	Vendor	Approval
1261	6007-PLN-AGE-25-31-2307_R0	PB Lube Oil Lighting Layout Alpha	Drawing	NA	ELEC-1 (TYP)	Vendor	Approval
1262	6007-PLN-AGE-25-31-2308_R0	PB STG Aux Equipment Structure Emergency Lighting, Alpha	Drawing	NA	ELEC-1 (TYP)	Vendor	Approval
1263	6007-PLN-AGE-25-31-2309_R0	PB STG Emergency Lighting Layout, Alpha	Drawing	NA	ELEC-1 (TYP)	Vendor	Approval
1264	6007-PLN-AGE-25-31-2310_R2	PB Area Emergency Lighting Layout, Alpha	Drawing	NA	ELEC-1 (TYP)	Vendor	Approval
1265	6007-PLN-AGE-25-31-2311_R0	PB Lube Oil Emergency Lighting Layout, Alpha	Drawing	NA	ELEC-1 (TYP)	Vendor	Approval
1266	6007-PLN-AGE-43-20-0008-1_R6	Alpha Power Block Central Plant Lighting Layout	Drawing	NA	ELEC-1 (TYP)	Vendor	Approval
1267	6007-PLN-AGE-43-20-0008-2_R6	Alpha Power Block Central Plant Lighting Layout	Drawing	NA	ELEC-1 (TYP)	Vendor	Approval
1268	6007-PLN-AGE-43-20-0008-3_R6	Alpha Power Block Central Plant Lighting Layout	Drawing	NA	ELEC-1 (TYP)	Vendor	Approval
1269	6007-PLN-AGE-58-40-2010_R6	Alpha Central Plant Ulage Overflow Platform Lighting Layout	Drawing	NA	ELEC-1 (TYP)	Vendor	Approval
1270	6007-PLN-AGE-67-31-2401_R3	Utilities Area Lighting Layout -Standard Alpha	Drawing	NA	ELEC-1 (TYP)	Vendor	Approval
1271	6007-PLN-AGE-67-31-2402_R4	Utilities Area Lighting Layout Standard Alpha	Drawing	NA	ELEC-1 (TYP)	Vendor	Approval
1272	6007-PLN-AGE-67-31-2415_R1	Utilities Area Emergency Lighting Layout, Alpha	Drawing	NA	ELEC-1 (TYP)	Vendor	Approval
1273	6007-PLN-AGE-21-31-6111_R5	SG Lighting Layout, Beta	Drawing	NA	ELEC-1 (TYP)	Vendor	Approval
1274	6007-PLN-AGE-21-31-6112_R4	SG Area Outdoor Lighting Layout Unit B, Beta	Drawing	NA	ELEC-1 (TYP)	Vendor	Approval
1275	6007-PLN-AGE-21-31-6113_R4	SG Area Lighting Layout Unit A, Beta	Drawing	NA	ELEC-1 (TYP)	Vendor	Approval
1276	6007-PLN-AGE-21-31-6114_R5	SG Area Outdoor Lighting Layout Reheaters, Beta	Drawing	NA	ELEC-1 (TYP)	Vendor	Approval
1277	6007-PLN-AGE-21-31-6116_R1	SG Area Emergency Lighting Layout, Beta Unit A	Drawing	NA	ELEC-1 (TYP)	Vendor	Approval
1278	6007-PLN-AGE-21-31-6117_R1	SG Area Emergency Lighting Layout, Beta Unit B	Drawing	NA	ELEC-1 (TYP)	Vendor	Approval
1279	6007-PLN-AGE-21-31-6121_R3	SG Area Lighting Detail, Beta	Drawing	NA	ELEC-1 (TYP)	Vendor	Approval
1280	6007-PLN-AGE-25-31-6701_R5	PB Area Lighting Layout Beta STG Aux	Drawing	NA	ELEC-1 (TYP)	Vendor	Approval
1281	6007-PLN-AGE-25-31-6702_R3	PB Area STG AUX Equipment Structure Lighting Layout Beta	Drawing	NA	ELEC-1 (TYP)	Vendor	Approval
1282	6007-PLN-AGE-25-31-6703_R3	PB Area STG AUX Equipment Structure Lighting Layout Beta	Drawing	NA	ELEC-1 (TYP)	Vendor	Approval
1283	6007-PLN-AGE-25-31-6704_R3	PB Area STG AUX Equipment Structure Lighting Layout Beta	Drawing	NA	ELEC-1 (TYP)	Vendor	Approval
1284	6007-PLN-AGE-25-31-6705_R3	PB Area STG AUX Equipment Structure Lighting Layout Beta	Drawing	NA	ELEC-1 (TYP)	Vendor	Approval
1285	6007-PLN-AGE-25-31-6706_R2	PB Area STG AUX Equipment Structure Lighting Layout Beta	Drawing	NA	ELEC-1 (TYP)	Vendor	Approval
1286	6007-PLN-AGE-25-31-6707_R0	PB Lube Oil Lighting Layout Beta	Drawing	NA	ELEC-1 (TYP)	Vendor	Approval
1287	6007-PLN-AGE-25-31-6708_R0	PB Area STG Aux Equipment Structure Emergency Lighting, Beta	Drawing	NA	ELEC-1 (TYP)	Vendor	Approval
1288	6007-PLN-AGE-25-31-6709_R0	PB STG Emergency Lighting Layout, Beta	Drawing	NA	ELEC-1 (TYP)	Vendor	Approval
1289	6007-PLN-AGE-25-31-6710_R1	PB Area Emergency Lighting Layout, Beta	Drawing	NA	ELEC-1 (TYP)	Vendor	Approval
1290	6007-PLN-AGE-25-31-6711_R0	PB Lube Oil Emergency Lighting Layout, Beta	Drawing	NA	ELEC-1 (TYP)	Vendor	Approval
1291	6007-PLN-AGE-43-20-0016-1_R6	Beta Plant Central Plant Lighting Layout	Drawing	NA	ELEC-1 (TYP)	Vendor	Approval
1292	6007-PLN-AGE-43-20-0016-2_R6	Beta Plant Central Plant Lighting Layout	Drawing	NA	ELEC-1 (TYP)	Vendor	Approval
1293	6007-PLN-AGE-43-20-0016-3_R6	Beta Plant Central Plant Lighting Layout	Drawing	NA	ELEC-1 (TYP)	Vendor	Approval
1294	6007-PLN-AGE-58-40-6010_R6	Beta Central Plant Ullage Overflow Platform Lighting Layout	Drawing	NA	ELEC-1 (TYP)	Vendor	Approval
1295	6007-PLN-AGE-67-31-6801_R3	Utilities Area Lighting Layout Standard Beta	Drawing	NA	ELEC-1 (TYP)	Vendor	Approval
1296	6007-PLN-AGE-67-31-6802_R4	Utilities Area Lighting Layout Standard Beta	Drawing	NA	ELEC-1 (TYP)	Vendor	Approval

Compliance No.: GEN-2
Job: Mojave Solar Project
Date: 07/08/2014
Description: Electrical Site Drawings List - Alpha&Beta

Line No.	Sheet No.	Description	Type of Document	Revision Number	Applicable Condition of Certification	Vendor Supplied or EOR	Reason for Submittal
1297	6007-PLN-AGE-67-31-6815_R1	Utilities Area Emergency Lighting Layout, Beta	Drawing	NA	ELEC-1 (TYP)	Vendor	Approval
1298	6007-PLN-AGE-43-20-0032-1_R6	Alpha Central Circuit Routing and Duct Bank Details	Drawing	NA	ELEC-1 (TYP)	Vendor	Approval
1299	6007-PLN-AGE-43-20-0032-2_R6	Alpha Central Circuit Routing and Duct Bank Details	Drawing	NA	ELEC-1 (TYP)	Vendor	Approval
1300	6007-PLN-AGE-43-20-0033-1_R6	Beta Plant Central Plant Circuit Routing	Drawing	NA	ELEC-1 (TYP)	Vendor	Approval
1301	6007-PLN-AGE-43-20-0033-2_R6	Beta Plant Central Plant Circuit Routing	Drawing	NA	ELEC-1 (TYP)	Vendor	Approval
1302	6007-PLN-AGE-43-20-0033-3_R6	Beta Plant Central Plant Circuit Routing	Drawing	NA	ELEC-1 (TYP)	Vendor	Approval
1303	6007-CAL-AGE-00-34-2041_R8	Low Voltage Power Cable Sizing in Central Plant (Alpha Plant)	Calculation	NA	ELEC-1 (TYP)	Vendor	Approval
1304	6007-CAL-AGE-00-34-5041_R8	Low Voltage Power Cable Sizing in Central Plant (Beta Plant)	Calculation	NA	ELEC-1 (TYP)	Vendor	Approval
1305	6007-PLN-ATP-27-21-O160_R11	Alpha 480V One Line LVSWGR 5 Bldg #22	Drawing	NA	ELEC-1 (TYP)	Vendor	Approval
1306	6007-PLN-ATP-27-21-O181_R9	Alpha 480V One Line LVSWGR 6 Bldg #22	Drawing	NA	ELEC-1 (TYP)	Vendor	Approval
1307	6007-PLN-ATP-27-21-O190-1_R8	Alpha 480V One Line LVSWGR 13 Bldg #22	Drawing	NA	ELEC-1 (TYP)	Vendor	Approval
1308	6007-PLN-ATP-27-21-O190-2_R9	Alpha 480V One Line LVSWGR 13 Bldg #22	Drawing	NA	ELEC-1 (TYP)	Vendor	Approval
1309	6007-PLN-ATP-27-21-O190-3_R6	Alpha 480V One Line LVSWGR 13 Bldg #22	Drawing	NA	ELEC-1 (TYP)	Vendor	Approval
1310	6007-PLN-ATP-27-21-O305_R10	Alpha 480V One Line MCC 51 Bldg #22	Drawing	NA	ELEC-1 (TYP)	Vendor	Approval
1311	6007-PLN-ATP-27-23-P351-1_R6	Alpha Electrical Panel PP 1308 & PP 130806 Bldg #22	Drawing	NA	ELEC-1 (TYP)	Vendor	Approval
1312	6007-PLN-ATP-27-23-P505_R11	Alpha Electrical Panel PP-52 & PP-5211 Building #22	Drawing	NA	ELEC-1 (TYP)	Vendor	Approval
1313	6007-PLN-ATP-27-23-P510_R9	Alpha Electrical panel PP 53 Bldg #22	Drawing	NA	ELEC-1 (TYP)	Vendor	Approval
1314	6007-PLN-ATP-27-23-P511_R9	Alpha Electrical Panel PP-5304 Building #22	Drawing	NA	ELEC-1 (TYP)	Vendor	Approval
1315	6007-PLN-ATP-27-23-P512-1_R6	Alpha Electrical Lighting Panel LP 5305 Bldg #22	Drawing	NA	ELEC-1 (TYP)	Vendor	Approval
1316	6007-PLN-ATP-27-23-P512-2_R5	Alpha Electrical Lighting Panel LP 5305 Bldg #22	Drawing	NA	ELEC-1 (TYP)	Vendor	Approval
1317	6007-PLN-ATP-27-23-P530-1_R7	Alpha Electrical UPS Panel UPSP 1312 Bldg #22	Drawing	NA	ELEC-1 (TYP)	Vendor	Approval
1318	6007-PLN-ATP-27-23-P530-2_R5	Alpha Electrical UPS Panel UPSP 1312 Bldg #22	Drawing	NA	ELEC-1 (TYP)	Vendor	Approval
1319	6007-PLN-ATP-27-23-P570_R4	Alpha One Line DCP 362030110 Bldg #22	Drawing	NA	ELEC-1 (TYP)	Vendor	Approval
1320	6007-PLN-ATP-27-21-O260_R11	Beta 480V One Line LVSWGR 15 Bldg #22	Drawing	NA	ELEC-1 (TYP)	Vendor	Approval
1321	6007-PLN-ATP-27-21-O281_R9	Beta 480V One Line LVSWGR 16 Bldg #22	Drawing	NA	ELEC-1 (TYP)	Vendor	Approval
1322	6007-PLN-ATP-27-21-O290-1_R8	Beta 480V One Line LVSWGR 113 Bldg #22	Drawing	NA	ELEC-1 (TYP)	Vendor	Approval
1323	6007-PLN-ATP-27-21-O290-2_R10	Beta 480V One Line LVSWGR 113 Bldg #22	Drawing	NA	ELEC-1 (TYP)	Vendor	Approval
1324	6007-PLN-ATP-27-21-O290-3_R6	Beta 480V One Line LVSWGR 113 Bldg #22	Drawing	NA	ELEC-1 (TYP)	Vendor	Approval
1325	6007-PLN-ATP-27-21-O405_R10	Beta 480V One Line MCC 151 Bldg #22	Drawing	NA	ELEC-1 (TYP)	Vendor	Approval
1326	6007-PLN-ATP-27-21-O435_R9	Beta 480V One Line MCC 162 Electrical Bldg #22	Drawing	NA	ELEC-1 (TYP)	Vendor	Approval
1327	6007-PLN-ATP-27-23-P451-1_R6	Beta Electrical Panel PP 11308 & PP 1130806 Bldg #22	Drawing	NA	ELEC-1 (TYP)	Vendor	Approval
1328	6007-PLN-ATP-27-23-P605_R11	Beta Electrical panel PP 152 Bldg #22	Drawing	NA	ELEC-1 (TYP)	Vendor	Approval
1329	6007-PLN-ATP-27-23-P610_R9	Beta Electrical panel PP 153 Bldg #22	Drawing	NA	ELEC-1 (TYP)	Vendor	Approval
1330	6007-PLN-ATP-27-23-P611_R9	Beta Electrical panel PP 15304 Bldg #22	Drawing	NA	ELEC-1 (TYP)	Vendor	Approval
1331	6007-PLN-ATP-27-23-P612-1_R6	Beta Electrical Lighting Panel LP 5305 Bldg #22	Drawing	NA	ELEC-1 (TYP)	Vendor	Approval
1332	6007-PLN-ATP-27-23-P612-2_R6	Beta Electrical Lighting Panel LP 5305 Bldg #22	Drawing	NA	ELEC-1 (TYP)	Vendor	Approval
1333	6007-PLN-ATP-27-23-P630-1_R7	Beta Electrical Panel UPSP 11312 Bldg #22	Drawing	NA	ELEC-1 (TYP)	Vendor	Approval
1334	6007-PLN-ATP-27-23-P630-2_R5	Beta Electrical Panel UPSP 11312 Bldg #22	Drawing	NA	ELEC-1 (TYP)	Vendor	Approval
1335	6007-PLN-AGE-27-21-P553_R5	Alpha Electrical panel PP 1301 Bldg #27	Drawing	NA	ELEC-1 (TYP)	Vendor	Approval
1336	6007-PLN-AGE-27-21-P555_R7	Alpha Electrical panel DCP-362301 Bldg #27	Drawing	NA	ELEC-1 (TYP)	Vendor	Approval
1337	6007-PLN-AGE-27-23-P550-2_R10	Alpha One-Line UPS-36203, Bldg #27	Drawing	NA	ELEC-1 (TYP)	Vendor	Approval
1338	6007-PLN-ATP-27-21-P528_R3	Alpha Panel PP 36212 Bldg #27	Drawing	NA	ELEC-1 (TYP)	Vendor	Approval
1339	6007-PLN-ATP-27-23-P535_R12	Alpha Electrical Panel PP 362, Bldg #27	Drawing	NA	ELEC-1 (TYP)	Vendor	Approval
1340	6007-PLN-ATP-27-23-P536_R11	Alpha Electrical Panel PP-36205 Building #27	Drawing	NA	ELEC-1 (TYP)	Vendor	Approval
1341	6007-PLN-ATP-27-21-O275_R12	Beta 480V One-Line LVSWGR-136, Bldg #27	Drawing	NA	ELEC-1 (TYP)	Vendor	Approval
1342	6007-PLN-AGE-27-21-O455_R7	Beta 480V Single-Line MCC 11303 Bldg #27	Drawing	NA	ELEC-1 (TYP)	Vendor	Approval
1343	6007-PLN-AGE-27-21-P653_R5	Beta Electrical panel PP 11301 Bldg #27	Drawing	NA	ELEC-1 (TYP)	Vendor	Approval
1344	6007-PLN-AGE-27-21-P655_R6	Beta Electrical panel DCP-1362301 Bldg #27	Drawing	NA	ELEC-1 (TYP)	Vendor	Approval
1345	6007-PLN-AGE-27-23-P650-2_R10	Beta One Line UPSP-11310 Bldg #27	Drawing	NA	ELEC-1 (TYP)	Vendor	Approval
1346	6007-PLN-ATP-27-21-P628_R3	Beta Panel PP 136212 Bldg #27	Drawing	NA	ELEC-1 (TYP)	Vendor	Approval
1347	6007-PLN-ATP-27-23-P635_R11	Beta Electrical Panel PP 1362, Bldg #27	Drawing	NA	ELEC-1 (TYP)	Vendor	Approval
1348	6007-PLN-ATP-27-21-O170_R13	Alpha Site 480V Single-Line LVSWGR 401 Building #26	Drawing	NA	ELEC-1 (TYP)	Vendor	Approval
1349	6007-PLN-ATP-27-21-O325_R11	Alpha Site 480V Single-Line MCC 4011 Building #26	Drawing	NA	ELEC-1 (TYP)	Vendor	Approval
1350	6007-PLN-ATP-27-21-O340_R11	Alpha Site 480V Single-Line MCC-4012 Building #26	Drawing	NA	ELEC-1 (TYP)	Vendor	Approval
1351	6007-PLN-ATP-27-23-P525-1_R11	Alpha Electrical Panel PP 4013 & PP 401316 Bldg #26	Drawing	NA	ELEC-1 (TYP)	Vendor	Approval
1352	6007-PLN-ATP-27-23-P525-2_R5	Alpha Electrical Panel PP 4013 & PP 401316 Bldg #26	Drawing	NA	ELEC-1 (TYP)	Vendor	Approval
1353	6007-PLN-ATP-27-23-P525-3_R5	Alpha Electrical Panel PP 4013 & PP 401316 Bldg #26	Drawing	NA	ELEC-1 (TYP)	Vendor	Approval
1354	6007-PLN-ATP-27-23-P527-1_R5	Alpha Electrical Lighting Panel LP 401301 Bldg #26	Drawing	NA	ELEC-1 (TYP)	Vendor	Approval
1355	6007-PLN-ATP-27-23-P527-2_R0	Alpha Electrical Lighting Panel LP 401301 Bldg #26	Drawing	NA	ELEC-1 (TYP)	Vendor	Approval
1356	6007-PLN-ATP-27-23-P575_R3	Alpha Electrical Panel PP 13101220 Bldg #26	Drawing	NA	ELEC-1 (TYP)	Vendor	Approval
1357	6007-PLN-ATP-27-21-O270_R13	Beta 480V Single-Line LVSWGR 1401 Building #26	Drawing	NA	ELEC-1 (TYP)	Vendor	Approval
1358	6007-PLN-ATP-27-21-O425_R11	Beta 480V Single-Line MCC 14011 Building #26	Drawing	NA	ELEC-1 (TYP)	Vendor	Approval
1359	6007-PLN-ATP-27-21-O440_R11	Beta 480V Single-Line MCC-14012 Building #26	Drawing	NA	ELEC-1 (TYP)	Vendor	Approval
1360	6007-PLN-ATP-27-23-P625-1_R11	Beta Electrical Panel PP-14013 & PP-140136 Building #26	Drawing	NA	ELEC-1 (TYP)	Vendor	Approval
1361	6007-PLN-ATP-27-23-P625-2_R5	Beta Electrical Panel PP 14013 & PP 1401316 Bldg #26	Drawing	NA	ELEC-1 (TYP)	Vendor	Approval
1362	6007-PLN-ATP-27-23-P625-3_R5	Beta Electrical Panel PP 14013 & PP 1401316 Bldg #26	Drawing	NA	ELEC-1 (TYP)	Vendor	Approval
1363	6007-PLN-ATP-27-23-P627-1_R5	Beta Electrical Lighting Panel LP 1401301 Building #26	Drawing	NA	ELEC-1 (TYP)	Vendor	Approval
1364	6007-PLN-ATP-27-23-P627-2_R1	Beta Electrical Lighting Panel LP 1401301 Building #26	Drawing	NA	ELEC-1 (TYP)	Vendor	Approval
1365	6007-PLN-ATP-27-23-P675_R3	Beta Electrical Panel PP 113101220 Bldg #26	Drawing	NA	ELEC-1 (TYP)	Vendor	Approval
1366	6007-PLN-ATP-27-23-P506-2_R8	Alpha Water Treatment Panel PP-5201	Drawing	NA	ELEC-1 (TYP)	Vendor	Approval
1367	6007-PLN-ATP-27-23-P507-2_R2	Alpha Electrical Panel PP-5202 Water Treatment Area	Drawing	NA	ELEC-1 (TYP)	Vendor	Approval
1368	6007-PLN-ATP-27-23-P606-2_R8	Beta Water Treatment Panel PP-15201	Drawing	NA	ELEC-1 (TYP)	Vendor	Approval
1369	6007-PLN-ATP-27-23-P607-2_R2	Beta Water Treatment Panel PP-15202	Drawing	NA	ELEC-1 (TYP)	Vendor	Approval
1370	6007-PLN-AGE-57-31-8307_R2	Beta SF Trenching Details Crossing with Drainage Channel	Drawing	NA	ELEC-1 (TYP)	Vendor	Approval
1371	6007-PLN-AGE-57-40-1010_R2	Beta SF Pipe Rack Lighting System Crossing w/Drainage Channel	Drawing	NA	ELEC-1 (TYP)	Vendor	Approval
1372	6007-PLN-AGE-57-40-1011_R2	Beta SF Pipe Rack Lighting System Crossing w/Drainage Channel	Drawing	NA	ELEC-1 (TYP)	Vendor	Approval
1373	6007-PLN-AGE-57-40-1012_R2	Beta SF Pipe Rack Lighting System Crossing w/Drainage Channel	Drawing	NA	ELEC-1 (TYP)	Vendor	Approval
1374	6007-PLN-AGE-57-31-2301_R2	Alpha Plant SF 101 Detail For South-West Corner Loads Trenching	Drawing	NA	ELEC-1 (TYP)	Vendor	Approval
1375	6007-PLN-AGE-57-31-2302_R2	Alpha Plant SF 101 Detail For North-West Corner Loads Trenching	Drawing	NA	ELEC-1 (TYP)	Vendor	Approval
1376	6007-PLN-AGE-57-31-2303_R2	Alpha Plant SF 103 Detail For North-East Corner Loads Trenching	Drawing	NA	ELEC-1 (TYP)	Vendor	Approval
1377	6007-PLN-AGE-57-31-2304_R2	Alpha Plant SF 104 Detail For South-East Corner Loads Trenching	Drawing	NA	ELEC-1 (TYP)	Vendor	Approval
1378	6007-PLN-AGE-57-31-2305_R1	Alpha Plant SF 102 Detail for North East Corner Loads Trenching	Drawing	NA	ELEC-1 (TYP)	Vendor	Approval
1379	6007-PLN-AGE-57-31-2306_R1	Alpha Plant SF 102 Detail for South East Corner Loads Trenching	Drawing	NA	ELEC-1 (TYP)	Vendor	Approval
1380	6007-PLN-AGE-57-31-2307_R1	Alpha Plant SF 103 Detail for North West Corner Loads Trenching	Drawing	NA	ELEC-1 (TYP)	Vendor	Approval
1381	6007-PLN-AGE-57-31-2308_R1	Alpha Plant SF 104 Detail for North East Corner Loads Trenching	Drawing	NA	ELEC-1 (TYP)	Vendor	Approval
1382	6007-PLN-AGE-57-31-2309_R1	Alpha Plant SF 103 Detail for South West Corner Loads Trenching	Drawing	NA	ELEC-1 (TYP)	Vendor	Approval
1383	6007-PLN-AGE-57-31-3101_R0	Alpha SF 101 Trenching Plan For Electrical Substation	Drawing	NA	ELEC-1 (TYP)	Vendor	Approval
1384	6007-PLN-AGE-57-31-3102_R0	Alpha SF 102 Trenching Plan For Electrical Substation	Drawing	NA	ELEC-1 (TYP)	Vendor	Approval
1385	6007-PLN-AGE-57-31-3103_R0	Alpha SF 103 Trenching Plan For Electrical Substation	Drawing	NA	ELEC-1 (TYP)	Vendor	Approval
1386	6007-PLN-AGE-57-31-3104_R0	Alpha SF 104 Trenching Plan For Electrical Substation	Drawing	NA	ELEC-1 (TYP)	Vendor	Approval
1387	6007-PLN-AGE-57-31-6301_R2	Beta Plant SF 105 Detail For North-West Corner Loads Trenching	Drawing	NA	ELEC-1 (TYP)	Vendor	Approval
1388	6007-PLN-AGE-57-31-6302_R2	Beta Plant SF 107 Detail For North-East Corner Loads Trenching	Drawing	NA	ELEC-1 (TYP)	Vendor	Approval
1389	6007-PLN-AGE-57-31-6303_R2	Beta Plant SF 109 Detail For South-East Corner Loads Trenching	Drawing	NA	ELEC-1 (TYP)	Vendor	Approval
1390	6007-PLN-AGE-57-31-6304_R2	Beta Plant SF 108 Detail For South-West Corner Loads Trenching	Drawing	NA	ELEC-1 (TYP)	Vendor	Approval
1391	6007-PLN-AGE-57-31-6311_R1	Beta Plant SF 105 Detail For South-West Corner Loads Trenching	Drawing	NA	ELEC-1 (TYP)	Vendor	Approval
1392	6007-PLN-AGE-57-31-6312_R1	Beta Plant SF 105 Detail For South-East Corner Loads Trenching	Drawing	NA	ELEC-1 (TYP)	Vendor	Approval
1393	6007-PLN-AGE-57-31-6313_R1	Beta Plant SF 105 Detail For North-East Corner Loads Trenching	Drawing	NA	ELEC-1 (TYP)	Vendor	Approval
1394	6007-PLN-AGE-57-31-6314_R1	Beta Plant SF 106 Detail For North-West Corner Loads Trenching	Drawing	NA	ELEC-1 (TYP)	Vendor	Approval
1395	6007-PLN-AGE-57-31-7105_R0	Beta Plant SF 105 Cable Trenching Plan For Electrical Substations	Drawing	NA	ELEC-1 (TYP)	Vendor	Approval
1396	6007-PLN-AGE-57-31-7106_R0	Beta Plant SF 106 Cable Trenching Plan For Electrical Substations	Drawing	NA	ELEC-1 (TYP)	Vendor	Approval
1397	6007-PLN-AGE-57-31-7107_R0	Beta Plant SF 107 Cable Trenching Plan For Electrical Substations	Drawing	NA	ELEC-1 (TYP)	Vendor	Approval
1398	6007-PLN-AGE-57-31-7108_R0	Beta Plant SF 108 Cable Trenching Plan For Electrical Substations	Drawing	NA	ELEC-1 (TYP)	Vendor	Approval
1399	6007-PLN-AGE-57-31-7109_R0	Beta Plant SF 109 Cable Trenching Plan For Electrical Substations	Drawing	NA	ELEC-1 (TYP)	Vendor	Approval
1400	6007-PLN-AGE-57-31-8207-1_R2	Beta Plant SF 107 Water Wells Area	Drawing	NA	ELEC-1 (TYP)	Vendor	Approval
1401	6007-PLN-AGE-57-31-8207-2_R4	Beta Plant SF 107 Water Wells Area	Drawing	NA	ELEC-1 (TYP)	Vendor	Approval
1402	EE38.00 RB QA1 ELEC-1-21.00_PC1	Response Letter		NA	ELEC-1 (TYP)	Vendor	Approval
1403	6007-PLN-AGE-57-33-1004_R8	Solar Field Barrier Fence Grounding Details	Drawing	NA	ELEC-1 (TYP)	Vendor	Approval
1404	6007-PLN-AGE-57-33-1005_R7	Solar Field Perimeter and Wind Fence Grounding Details	Drawing	NA	ELEC-1 (TYP)	Vendor	Approval
1405	6007-PLN-AGE-57-33-1006_R7	Solar Field Screening Fence Grounding Details	Drawing	NA	ELEC-1 (TYP)	Vendor	Approval
1406	6007-PLN-AGE-57-33-2501-1_R3	Solar Field Fences Grounding Plan Alpha Site	Drawing	NA	ELEC-1 (TYP)	Vendor	Approval
1407	6007-PLN-AGE-57-33-2501-2_R3	Solar Field Fences Grounding Plan Alpha Site	Drawing	NA	ELEC-1 (TYP)	Vendor	Approval
1408	6007-PLN-AGE-57-33-6501_R3	Solar Field Fences Grounding Plan Beta Site	Drawing	NA	ELEC-1 (TYP)	Vendor	Approval
1409	Response Letter	ELEC-1-6.04X1-Fence Grounding Plans-PC4	Spec	NA	ELEC-1 (TYP)	Vendor	Approval
1410	6007-PLN-ATM-27-34-E110_R0	Alpha Plant Evaporation Pond LV Cable Layout	Drawing	NA	ELEC-1 (TYP)	Vendor	Approval
1411	6007-PLN-ATM-27-34-E111_R0	Beta Plant Evaporation Pond LV Cable Layout	Drawing	NA	ELEC-1 (TYP)	Vendor	Approval
1412	6007-ESP-ATP-00-50-C034_R1	Civil Tender Process Specification	Spec	NA	ELEC-1 (TYP)	Vendor	Approval
1413	6007-PLN-AGE-57-31-2103_R2	Alpha Plant Solar Field 103 LV & FO Cable Trenching Plan	Drawing	NA	ELEC-1 (TYP)	Vendor	Approval
1414	6007-PLN-AGE-00-33-1008_R0	Vertical HTF Pipes Loop Typical Steel Frame Support Grounding System Details	Drawing	NA	ELEC-1 (TYP)	Vendor	Approval

Compliance No.: GEN-2
Job: Mojave Solar Project
Date: 07/08/2014
Description: Electrical Site Drawings List - Alpha&Beta

Line No.	Sheet No.	Description	Type of Document	Revision Number	Applicable Condition of Certification	Vendor Supplied or EOR	Reason for Submittal
1415	6007-PLN-AGE-58-33-1602_R1	HTF Area Central Plant Grounding System General Details	Drawing	NA	ELEC-1 (TYP)	Vendor	Approval
1416	6007-PLN-AGE-58-33-1603_R1	Central Plant Grounding System General Details Cable Tray Grounding	Drawing	NA	ELEC-1 (TYP)	Vendor	Approval
1417	6007-PLN-AGE-58-33-1604_R0	HTF Area Central Plant Grounding System General Details	Drawing	NA	ELEC-1 (TYP)	Vendor	Approval
1418	6007-PLN-AGE-25-33-5301_R3	Power Block Area Grounding Plan Alpha Plant	Drawing	NA	ELEC-1 (TYP)	Vendor	Approval
1419	6007-PLN-AGE-25-33-9701_R3	Power Block Area Grounding Plan Beta Plant	Drawing	NA	ELEC-1 (TYP)	Vendor	Approval
1420	6007-PLN-AGE-21-33-9501_R3	SG Grounding System Beta Plant	Drawing	NA	ELEC-1 (TYP)	Vendor	Approval
1421	6007-PLN-AGE-58-33-3001-1_R1	Alpha Central Plant North HTF Underground Crossing Grounding System	Drawing	NA	ELEC-1 (TYP)	Vendor	Approval
1422	6007-PLN-AGE-58-33-3001-2_R1	Alpha Central Plant North HTF Underground Crossing Grounding System	Drawing	NA	ELEC-1 (TYP)	Vendor	Approval
1423	6007-PLN-AGE-58-33-3002-1_R1	Alpha Central Plant South HTF Underground Crossing Grounding System	Drawing	NA	ELEC-1 (TYP)	Vendor	Approval
1424	6007-PLN-AGE-58-33-3002-2_R1	Alpha Central Plant South HTF Underground Crossing Grounding System	Drawing	NA	ELEC-1 (TYP)	Vendor	Approval
1425	6007-PLN-AGE-67-33-0002_R0	Utilities Grounding Details	Drawing	NA	ELEC-1 (TYP)	Vendor	Approval
1426	6007-PLN-AGE-67-33-5401_R2	Utilities Area Grounding Plan Alpha Plant. Sheet 1.	Drawing	NA	ELEC-1 (TYP)	Vendor	Approval
1427	6007-PLN-AGE-67-33-5402_R2	Utilities Area Grounding Plan Alpha Plant. Sheet 2.	Drawing	NA	ELEC-1 (TYP)	Vendor	Approval
1428	6007-PLN-AGE-67-33-9801_R2	Utilities Area Grounding Plan Beta Plant. Sheet 1.	Drawing	NA	ELEC-1 (TYP)	Vendor	Approval
1429	6007-PLN-AGE-67-33-9802_R2	Utilities Area Grounding Plan Beta Plant. Sheet 2.	Drawing	NA	ELEC-1 (TYP)	Vendor	Approval
1430	6007-PLN-AGE-57-33-1000_R2	Solar Field Grounding System General Details	Drawing	NA	ELEC-1 (TYP)	Vendor	Approval
1431	6007-PLN-AGE-57-33-2102_R5	Alpha Plant Solar Field 102 Grounding Plan	Drawing	NA	ELEC-1 (TYP)	Vendor	Approval
1432	6007-PLN-AGE-57-33-2103_R6	Alpha Plant Solar Field 103 Grounding Plan	Drawing	NA	ELEC-1 (TYP)	Vendor	Approval
1433	6007-PLN-AGE-57-33-6106_R4	Beta Plant Solar Field 106 Grounding Plan	Drawing	NA	ELEC-1 (TYP)	Vendor	Approval
1434	6007-PLN-AGE-57-33-6107_R4	Beta Plant Solar Field 107 Grounding Plan	Drawing	NA	ELEC-1 (TYP)	Vendor	Approval
1435	6007-PLN-AGE-57-33-6108_R4	Beta Plant Solar Field 108 Grounding Plan	Drawing	NA	ELEC-1 (TYP)	Vendor	Approval
1436	6007-PLN-AGE-57-33-6109_R5	Beta Plant Solar Field 109 Grounding Plan	Drawing	NA	ELEC-1 (TYP)	Vendor	Approval
1437	6007-PLN-AGE-18-52-R101_R7	Electrical Layout Alpha Site Bldg #22 Main Electrical Station	Drawing	NA	ELEC-1 (TYP)	Vendor	Approval
1438	6007-PLN-AGE-18-52-R103_R6	Electrical Layout Alpha Site Bldg #26 Cooling Tower Station	Drawing	NA	ELEC-1 (TYP)	Vendor	Approval
1439	6007-PLN-AGE-18-52-R201_R7	Electrical Layout Beta Site Bldg #22 Main Electrical Station	Drawing	NA	ELEC-1 (TYP)	Vendor	Approval
1440	6007-PLN-AGE-18-52-R203_R6	Electrical Layout Beta Site Bldg #26 Cooling Tower Station	Drawing	NA	ELEC-1 (TYP)	Vendor	Approval
1441	6007-PLN-AGE-18-52-R102_R9	Electrical Layout Alpha Site Bldg #27 HTF Station	Drawing	NA	ELEC-1 (TYP)	Vendor	Approval
1442	6007-PLN-AGE-18-52-R202_R9	Electrical Layout Beta Site Bldg #27 HTF Station	Drawing	NA	ELEC-1 (TYP)	Vendor	Approval
1443	6007-CAL-AGE-43-40-0001_R5	Lighting Calculations for Central Plant	Calculation	NA	ELEC-1 (TYP)	Vendor	Approval
1444	6007-CAL-AGE-58-40-2001_R7	Ullage and Overflow System Lighting Calculation for Alpha and Beta Plant	Calculation	NA	ELEC-1 (TYP)	Vendor	Approval
1445	6007-CAL-AGE-43-20-0004_R5	HTF and Parking Areas Lighting Calculation For Centeral Plant Alpha	Calculation	NA	ELEC-1 (TYP)	Vendor	Approval
1446	6007-CAL-AGE-43-20-0012_R5	HTF and Parking Areas Lighting Calculation For Central Plant Beta	Calculation	NA	ELEC-1 (TYP)	Vendor	Approval
1447	6007-ESP-ATP-00-50-C034_R1	Civil Tender Process Specification	Spec	NA	ELEC-1 (TYP)	Vendor	Approval
1448	6007-PLN-ATM-27-34-E110_R1	Alpha Plant Evaporation Pond LV Cable Layout	Drawing	NA	ELEC-1 (TYP)	Vendor	Approval
1449	6007-PLN-AGE-57-31-2103_R2	Alpha Plant Solar Field 103 LV & FO Cables Trenching Plan	Drawing	NA	ELEC-1 (TYP)	Vendor	Approval
1450	6007-PLN-ATM-27-34-E111_R1	Beta Plant Evaporation Pond LV Cable Layout	Drawing	NA	ELEC-1 (TYP)	Vendor	Approval
1451	6007-PLN-AGE-57-31-6105_R2	Beta Plant Solar Field 105 LV & FO Cables Trenching Plan	Drawing	NA	ELEC-1 (TYP)	Vendor	Approval
1452	6007-PLN-AGE-57-31-3201_R3	Alpha Plant Substation 101 Conduit system Plans	Drawing	NA	ELEC-1 (TYP)	Vendor	Approval
1453	6007-PLN-AGE-57-31-3202_R3	Alpha Plant 102 Conduit system Plans	Drawing	NA	ELEC-1 (TYP)	Vendor	Approval
1454	6007-PLN-AGE-57-31-3203_R4	Alpha Plant Substation 103 Conduit system Plans	Drawing	NA	ELEC-1 (TYP)	Vendor	Approval
1455	6007-PLN-AGE-57-31-3204_R3	Alpha Plant Substation 104 Conduit system Plans	Drawing	NA	ELEC-1 (TYP)	Vendor	Approval
1456	6007-PLN-AGE-57-31-3301_R2	Alpha Plant Substation 101 Conduit system Plans Cross Sectional Details	Drawing	NA	ELEC-1 (TYP)	Vendor	Approval
1457	6007-PLN-AGE-57-31-3302_R2	Alpha Plant Substation 102 Conduit system Plans Cross Sectional Details	Drawing	NA	ELEC-1 (TYP)	Vendor	Approval
1458	6007-PLN-AGE-57-31-3303_R3	Alpha Plant Substation 103 Conduit system Plans Cross Sectional Details	Drawing	NA	ELEC-1 (TYP)	Vendor	Approval
1459	6007-PLN-AGE-57-31-3304_R2	Alpha Plant Substation 104 Conduit system Plans Cross Sectional Details	Drawing	NA	ELEC-1 (TYP)	Vendor	Approval
1460	6007-PLN-AGE-57-31-7205_R3	Beta Plant Substation 105 Conduit system Plans	Drawing	NA	ELEC-1 (TYP)	Vendor	Approval
1461	6007-PLN-AGE-57-31-7206_R3	Beta Plant Substation 106 Conduit system Plans	Drawing	NA	ELEC-1 (TYP)	Vendor	Approval
1462	6007-PLN-AGE-57-31-7207_R3	Beta Plant Substation 107 Conduit system Plans	Drawing	NA	ELEC-1 (TYP)	Vendor	Approval
1463	6007-PLN-AGE-57-31-7208_R3	Beta Plant Substation 108 Conduit system Plans	Drawing	NA	ELEC-1 (TYP)	Vendor	Approval
1464	6007-PLN-AGE-57-31-7209_R3	Beta Plant Substation 109 Conduit system Plans	Drawing	NA	ELEC-1 (TYP)	Vendor	Approval
1465	6007-PLN-AGE-57-31-7305_R2	Beta Plant Substation 105 Conduit system Plans Cross Sectional Details	Drawing	NA	ELEC-1 (TYP)	Vendor	Approval
1466	6007-PLN-AGE-57-31-7306_R2	Beta Plant Substation 106 Conduit system Plans Cross Sectional Details	Drawing	NA	ELEC-1 (TYP)	Vendor	Approval
1467	6007-PLN-AGE-57-31-7307_R2	Beta Plant Substation 107 Conduit system Plans Cross Sectional Details	Drawing	NA	ELEC-1 (TYP)	Vendor	Approval
1468	6007-PLN-AGE-57-31-7308_R2	Beta Plant Substation 108 Conduit system Plans Cross Sectional Details	Drawing	NA	ELEC-1 (TYP)	Vendor	Approval
1469	6007-PLN-AGE-57-31-7309_R2	Beta Plant Substation 109 Conduit system Plans Cross Sectional Details	Drawing	NA	ELEC-1 (TYP)	Vendor	Approval
1470	6007-PLN-AGE-57-33-2201_R3	Alpha Plant. Solar Field 101 Substation 101 Sub 001 Grounding Plan	Drawing	NA	ELEC-1 (TYP)	Vendor	Approval
1471	6007-PLN-AGE-57-33-2202_R3	Alpha Plant. Solar Field 102 Substation 102 Sub 001 Grounding Plan	Drawing	NA	ELEC-1 (TYP)	Vendor	Approval
1472	6007-PLN-AGE-57-33-2203_R3	Alpha Plant. Solar Field 103 Substation 103 Sub 001 Grounding Plan	Drawing	NA	ELEC-1 (TYP)	Vendor	Approval
1473	6007-PLN-AGE-57-33-2204_R3	Alpha Plant. Solar Field 104 Substation 104 Sub 001 Grounding Plan	Drawing	NA	ELEC-1 (TYP)	Vendor	Approval
1474	6007-PLN-AGE-57-33-6205_R3	Beta Plant. Solar Field 105 Substation 105 Sub 001 Grounding Plan	Drawing	NA	ELEC-1 (TYP)	Vendor	Approval
1475	6007-PLN-AGE-57-33-6206_R3	Beta Plant. Solar Field 106 Substation 106 Sub 001 Grounding Plan	Drawing	NA	ELEC-1 (TYP)	Vendor	Approval
1476	6007-PLN-AGE-57-33-6207_R3	Beta Plant. Solar Field 107 Substation 107 Sub 001 Grounding Plan	Drawing	NA	ELEC-1 (TYP)	Vendor	Approval
1477	6007-PLN-AGE-57-33-6208_R3	Beta Plant. Solar Field 108 Substation 108 Sub 001 Grounding Plan	Drawing	NA	ELEC-1 (TYP)	Vendor	Approval
1478	6007-PLN-AGE-57-33-6209_R3	Beta Plant. Solar Field 109 Substation 109 Sub 001 Grounding Plan	Drawing	NA	ELEC-1 (TYP)	Vendor	Approval
1479	SF Insignia Docs, Crown Trans_R0	Transmittal of Documents sent to BV by mail, these docs are a copy of what had been sent to the California Insignia Department	Commetnt Letter	NA	ELEC-1 (TYP)	Vendor	Approval
1480	CA Modular Insignia	Scan of California Inginia Approval for the Solar Field Buildings	Commetnt Letter	NA	ELEC-1 (TYP)	Vendor	Approval
1481	Cover Letter	EE36.A0 RB QA3 ELEC-1-24.00_PC2	Commetnt Letter	NA	ELEC-1 (TYP)	Vendor	Approval
1482	6007-PLN-SCT-14-62-0002	Cooling Tower Lightening Protection System	Drawing	NA	ELEC-1 (TYP)	Vendor	Approval
1483	BV RESPONSE ELEC-1-12.01X1	ELEC-1-12.01X1-A&B Cooling Tower Lightning Protection-PC1	Response Letter	NA	ELEC-1 (TYP)	Vendor	Approval
1484	6007-CAL-AGE-41-54-4500	Calculation report for Lube Oil Silencer structure Alpha Plant	Calculation	NA	ELEC-1 (TYP)	Vendor	Approval
1485	6007-CAL-AGE-41-54-8500	Calculation report for Lube Oil Silencer structure Beta Plant	Calculation	NA	ELEC-1 (TYP)	Vendor	Approval
1486	6007-PLN-AGE-41-54-4500	Mojave Solar Project. Alpha Plant. Lube Oil Silencer structure Cover sheet	Drawing	NA	ELEC-1 (TYP)	Vendor	Approval
1487	6007-PLN-AGE-41-54-4501	Mojave Solar Project. Alpha Plant. Lube Oil Silencer structure General Notes	Drawing	NA	ELEC-1 (TYP)	Vendor	Approval
1488	6007-PLN-AGE-41-54-4502	Mojave Solar Project. Alpha Plant. Lube Oil Silencer structure Plans Elevations & Details	Drawing	NA	ELEC-1 (TYP)	Vendor	Approval
1489	6007-PLN-AGE-41-54-4503	Mojave Solar Project. Alpha Plant. Lube Oil Silencer structure Connection Details	Drawing	NA	ELEC-1 (TYP)	Vendor	Approval
1490	6007-PLN-AGE-41-54-8500	Mojave Solar Project. Beta Plant. Lube Oil Silencer structure Cover sheet	Drawing	NA	ELEC-1 (TYP)	Vendor	Approval
1491	6007-PLN-AGE-41-54-8501	Mojave Solar Project. Beta Plant. Lube Oil Silencer structure General Notes	Drawing	NA	ELEC-1 (TYP)	Vendor	Approval
1492	6007-PLN-AGE-41-54-8502	Mojave Solar Project. Beta Plant. Lube Oil Silencer structure Plans Elevations & Details	Drawing	NA	ELEC-1 (TYP)	Vendor	Approval
1493	6007-ESP-ATP-00-50-C034	Civil Tender Process Specification	Spec	NA	ELEC-1 (TYP)	Vendor	Approval
1494	6007-PLN-ATM-27-34-E112	Alpha Plant Evaporation Ponds Grounding Details	Drawing	NA	ELEC-1 (TYP)	Vendor	Approval
1495	6007-PLN-ATM-27-34-E110	Alpha Plant Evaporation Pond LV Cable Layout	Drawing	NA	ELEC-1 (TYP)	Vendor	Approval
1496	6007-PLN-AGE-57-31-2103	Alpha Plant Solar Field 103 LV & FO Cables Trenching Plan	Drawing	NA	ELEC-1 (TYP)	Vendor	Approval
1497	6007-PLN-ATM-27-34-E111	Beta Plant Evaporation Pond LV Cable Layout	Drawing	NA	ELEC-1 (TYP)	Vendor	Approval
1498	6007-PLN-AGE-57-31-6105	Beta Plant Solar Field 105 LV & FO Cables Trenching Plan	Drawing	NA	ELEC-1 (TYP)	Vendor	Approval
1499	EE38.10 RB QA1 ELEC-1-28.00_PC1	ELEC-1-28.00-A&B Evaporation Ponds Electrical Package – PC1	NA	NA	ELEC-1 (TYP)	Vendor	Approval
1500	6007-PLN-AGE-57-40-1010	Solar Field, Beta Plant Pipe Rack Lighting System Crossing with Drainage Channel	Drawing	NA	ELEC-1 (TYP)	Vendor	Approval
1501	6007-PLN-AGE-57-40-1011	Solar Field, Beta Plant Pipe Rack Lighting Details Crossing with Drainage Channel	Drawing	NA	ELEC-1 (TYP)	Vendor	Approval
1502	6007-PLN-AGE-57-40-1012	Solar Field, Beta Plant Pipe Rack Lighting Systems Crossing with Drainage Channel	Drawing	NA	ELEC-1 (TYP)	Vendor	Approval
1503	6007-PLN-AGE-57-31-2301	Alpha Plant Solar Field 101 Detail For South-West Corner Loads Trenching	Drawing	NA	ELEC-1 (TYP)	Vendor	Approval
1504	6007-PLN-AGE-57-31-2302	Alpha Plant Solar Field 101 Detail For North-West Corner Loads Trenching	Drawing	NA	ELEC-1 (TYP)	Vendor	Approval
1505	6007-PLN-AGE-57-31-2303	Alpha Plant Solar Field 103 Detail For North-East Corner Loads Trenching	Drawing	NA	ELEC-1 (TYP)	Vendor	Approval
1506	6007-PLN-AGE-57-31-2304	Alpha Plant Solar Field 104 Detail For South-East Corner Loads Trenching	Drawing	NA	ELEC-1 (TYP)	Vendor	Approval
1507	6007-PLN-AGE-57-31-2305	Alpha Plant Solar Field 102 Detail For North-East Corner Loads Trenching	Drawing	NA	ELEC-1 (TYP)	Vendor	Approval
1508	6007-PLN-AGE-57-31-2306	Alpha Plant Solar Field 102 Detail For South-East Corner Loads Trenching	Drawing	NA	ELEC-1 (TYP)	Vendor	Approval
1509	6007-PLN-AGE-57-31-2307	Alpha Plant Solar Field 103 Detail For North-West Corner Loads Trenching	Drawing	NA	ELEC-1 (TYP)	Vendor	Approval
1510	6007-PLN-AGE-57-31-2308	Alpha Plant Solar Field 104 Detail For North-East Corner Loads Trenching	Drawing	NA	ELEC-1 (TYP)	Vendor	Approval
1511	6007-PLN-AGE-57-31-2309	Alpha Plant Solar Field 103 Detail for South-West Corner Loads Trenching	Drawing	NA	ELEC-1 (TYP)	Vendor	Approval
1512	6007-PLN-AGE-57-31-3101	Alpha Plant Solar Field 101 Trenching Plans For Electrical Substation	Drawing	NA	ELEC-1 (TYP)	Vendor	Approval
1513	6007-PLN-AGE-57-31-3102	Alpha Plant Solar Field 102 Trenching Plans For ElectricalSubstation	Drawing	NA	ELEC-1 (TYP)	Vendor	Approval
1514	6007-PLN-AGE-57-31-3103	Alpha Plant Solar Field 103 Trenching Plans For Electrical Substation	Drawing	NA	ELEC-1 (TYP)	Vendor	Approval
1515	6007-PLN-AGE-57-31-3104	Alpha Plant Solar Field 104 Trenching Plan For Electrical Substation	Drawing	NA	ELEC-1 (TYP)	Vendor	Approval
1516	6007-PLN-AGE-57-31-6301	Beta Plant Solar Field 105 Detail For North-West Corner Load Trenching	Drawing	NA	ELEC-1 (TYP)	Vendor	Approval
1517	6007-PLN-AGE-57-31-6302	Beta Plant Solar Field 107 Detail For North-East Corner Load Trenching	Drawing	NA	ELEC-1 (TYP)	Vendor	Approval
1518	6007-PLN-AGE-57-31-6303	Beta Plant Solar Field 109 Detail For South-East Corner Load Trenching	Drawing	NA	ELEC-1 (TYP)	Vendor	Approval
1519	6007-PLN-AGE-57-31-6304	Beta Plant Solar Field 108 Detail For South-West Corner Loads Trenching	Drawing	NA	ELEC-1 (TYP)	Vendor	Approval
1520	6007-PLN-AGE-57-31-6311	Beta Plant Solar Field 105 Detail For South-West Corner Loads Trenching	Drawing	NA	ELEC-1 (TYP)	Vendor	Approval
1521	6007-PLN-AGE-57-31-6312	Beta Plant Solar Field 105 Detail For South-East Corner Loads Trenching	Drawing	NA	ELEC-1 (TYP)	Vendor	Approval
1522	6007-PLN-AGE-57-31-6313	Beta Plant Solar Field 105 Detail For North-East Corner Load Trenching	Drawing	NA	ELEC-1 (TYP)	Vendor	Approval
1523	6007-PLN-AGE-57-31-6314	Beta Plant Solar Field 106 Detail For North-West Corner Load Trenching	Drawing	NA	ELEC-1 (TYP)	Vendor	Approval
1524	6007-PLN-AGE-57-31-7105	Beta Plant Solar Field 105 Cable Trenching Plans For Electrical Substation	Drawing	NA	ELEC-1 (TYP)	Vendor	Approval
1525	6007-PLN-AGE-57-31-7106	Beta Plant Solar Field 106 Cable Trenching Plans For Electrical Substations	Drawing	NA	ELEC-1 (TYP)	Vendor	Approval
1526	6007-PLN-AGE-57-31-7107	Beta Plant Solar Field 107 Cable Trenching Plan For Electrical Substations	Drawing	NA	ELEC-1 (TYP)	Vendor	Approval
1527	6007-PLN-AGE-57-31-7108	Beta Plant Solar Field 108 Cable Trenching Plan For Electrical Substations	Drawing	NA	ELEC-1 (TYP)	Vendor	Approval
1528	6007-PLN-AGE-57-31-7109	Beta Plant Solar Field 109 Cable Trenching Plans For Electrical Substations	Drawing	NA	ELEC-1 (TYP)	Vendor	Approval
1529	6007-PLN-AGE-57-31-8207-1	Beta Plant Solar Field 107 Water Wells Area	Drawing	NA	ELEC-1 (TYP)	Vendor	Approval
1530	6007-PLN-AGE-57-31-8207-2	Beta Plant Solar Field 107 Water Wells Area	Drawing	NA	ELEC-1 (TYP)	Vendor	Approval
1531	6007-PLN-AGE-57-31-8307	Beta Plant Solar Field Trenching Details Crossing with Drainage Channel	Drawing	NA	ELEC-1 (TYP)	Vendor	Approval
1532	EE38.00 RB QA3 ELEC-1-21.00_PC2_Response Letter	ELEC-1-21.00-Solar Field Bridge Crossing, Corner, Building Trenches PC2	Response Letter	NA	ELEC-1 (TYP)	Vendor	Approval

Compliance No.: GEN-2
Job: Mojave Solar Project
Date: 07/08/2014
Description: Electrical Site Drawings List - Alpha&Beta

Line No.	Sheet No.	Description	Type of Document	Revision Number	Applicable Condition of Certification	Vendor Supplied or EOR	Reason for Submittal
1533	6007-PLN-AGE-57-31-4101	Alpha Plant Solar Field 101 MV & FO Cables Trenching Plan	Drawing	NA	ELEC-1 (TYP)	Vendor	Approval
1534	6007-PLN-AGE-57-31-4102	Alpha Plant Solar Field 102 MV & FO Cables Trenching Plan	Drawing	NA	ELEC-1 (TYP)	Vendor	Approval
1535	6007-PLN-AGE-57-31-4103	Alpha Plant Solar Field 103 MV & FO Cables Trenching Plan	Drawing	NA	ELEC-1 (TYP)	Vendor	Approval
1536	6007-PLN-AGE-57-31-4104	Alpha Plant Solar Field 104 MV & FO Cables Trenching Plan	Drawing	NA	ELEC-1 (TYP)	Vendor	Approval
1537	6007-PLN-AGE-57-31-8105	Beta Plant Solar Field 105 MV & FO Cables Trenching Plan	Drawing	NA	ELEC-1 (TYP)	Vendor	Approval
1538	6007-PLN-AGE-57-31-8106	Beta Plant Solar Field 106 MV & FO Cables Trenching Plan	Drawing	NA	ELEC-1 (TYP)	Vendor	Approval
1539	6007-PLN-AGE-57-31-8107	Beta Plant Solar Field 107 MV & FO Cables Trenching Plan	Drawing	NA	ELEC-1 (TYP)	Vendor	Approval
1540	6007-PLN-AGE-57-31-8108	Beta Plant Solar Field 108 MV & FO Cables Trenching Plan	Drawing	NA	ELEC-1 (TYP)	Vendor	Approval
1541	6007-PLN-AGE-57-31-8109	Beta Plant Solar Field 109 MV & FO Cables Trenching Plan	Drawing	NA	ELEC-1 (TYP)	Vendor	Approval
1542	6007-PLN-AGE-57-31-2101	Alpha Plant Solar Field 101 LV & FO Cables Trenching Plan	Drawing	NA	ELEC-1 (TYP)	Vendor	Approval
1543	6007-PLN-AGE-57-31-2102	Alpha Plant Solar Field 102 LV & FO Cables Trenching Plan	Drawing	NA	ELEC-1 (TYP)	Vendor	Approval
1544	6007-PLN-AGE-57-31-2103	Alpha Plant Solar Field 103 LV & FO Cables Trenching Plan	Drawing	NA	ELEC-1 (TYP)	Vendor	Approval
1545	6007-PLN-AGE-57-31-2104	Alpha Plant Solar Field 104 LV & FO Cables Trenching Plan	Drawing	NA	ELEC-1 (TYP)	Vendor	Approval
1546	6007-PLN-AGE-57-31-6105	Beta Plant Solar Field 105 LV & FO Cables Trenching Plan	Drawing	NA	ELEC-1 (TYP)	Vendor	Approval
1547	6007-PLN-AGE-57-31-6106	Beta Plant Solar Field 106 LV & FO Cables Trenching Plan	Drawing	NA	ELEC-1 (TYP)	Vendor	Approval
1548	6007-PLN-AGE-57-31-6107	Beta Plant Solar Field 107 LV & FO Cables Trenching Plan	Drawing	NA	ELEC-1 (TYP)	Vendor	Approval
1549	6007-PLN-AGE-57-31-6108	Beta Plant Solar Field 108 LV & FO Cables Trenching Plan	Drawing	NA	ELEC-1 (TYP)	Vendor	Approval
1550	6007-PLN-AGE-57-21-2101	Alpha Plant Solar Field Substation 101 Single Line Diagram (101 LVSWBD 001)	Drawing	NA	ELEC-1 (TYP)	Vendor	Approval
1551	6007-PLN-AGE-57-21-2102	Alpha Plant Solar Field Substation 102 Single Line Diagram (102 LVSWBD 001)	Drawing	NA	ELEC-1 (TYP)	Vendor	Approval
1552	6007-PLN-AGE-57-21-2103	Alpha Plant Solar Field Substation 103 Single Line Diagram (103 LVSWBD 001)	Drawing	NA	ELEC-1 (TYP)	Vendor	Approval
1553	6007-PLN-AGE-57-21-2104	Alpha Plant Solar Field Substation 104 Single Line Diagram (104 LVSWBD 001)	Drawing	NA	ELEC-1 (TYP)	Vendor	Approval
1554	6007-PLN-AGE-57-21-6105	Beta Plant Solar Field Substation 105 Single Line Diagram (105 LVSWBD 001)	Drawing	NA	ELEC-1 (TYP)	Vendor	Approval
1555	6007-PLN-AGE-57-21-6106	Beta Plant Solar Field Substation 106 Single Line Diagram (106 LVSWBD 001)	Drawing	NA	ELEC-1 (TYP)	Vendor	Approval
1556	6007-PLN-AGE-57-21-6107	Beta Plant Solar Field Substation 107 Single Line Diagram (107 LVSWBD 001)	Drawing	NA	ELEC-1 (TYP)	Vendor	Approval
1557	6007-PLN-AGE-57-21-6108	Beta Plant Solar Field Substation 108 Single Line Diagram (108 LVSWBD 001)	Drawing	NA	ELEC-1 (TYP)	Vendor	Approval
1558	6007-PLN-AGE-57-21-6109	Beta Plant Solar Field Substation 109 Single Line Diagram (109 LVSWBD 001)	Drawing	NA	ELEC-1 (TYP)	Vendor	Approval
1559	6007-PLN-AGE-57-33-1010	Solar Field Beta Plant Pipe Rack Grounding System Crossing with Drainage Channel	Drawing	NA	ELEC-1 (TYP)	Vendor	Approval
1560	6007-PLN-AGE-57-33-1011	Solar Plant, Beta Plant Pipe Rack Grounding Details Crossing with Drainage Channel	Drawing	NA	ELEC-1 (TYP)	Vendor	Approval
1561	6007-PLN-AGE-57-33-6105	Beta Plant Solar Field 105 Grounding Plan	Drawing	NA	ELEC-1 (TYP)	Vendor	Approval
1562	6007-PLN-AGE-57-33-6106	Beta Plant Solar Field 106 Grounding Plan	Drawing	NA	ELEC-1 (TYP)	Vendor	Approval
1563	6007-PLN-AGE-57-31-2011	Alpha Plant Solar Field LV & FO Cross Sectional Cables Trenching Details	Drawing	NA	ELEC-1 (TYP)	Vendor	Approval
1564	6007-PLN-AGE-57-31-6011	Beta Plant Solar Field LV & FO Cross Sectional Cables Trenching Details	Drawing	NA	ELEC-1 (TYP)	Vendor	Approval
1565	6007-PLN-AGE-57-31-1011	Solar Field Corner Load Power Panel Details with Weather Station Supplying	Drawing	NA	ELEC-1 (TYP)	Vendor	Approval
1566	6007-PLN-ATP-00-34-C100	Engineering Standards and Practices Specification For Electrical Construction	Drawing	NA	ELEC-1 (TYP)	Vendor	Approval
1567	6007-PLN-AGE-57-52-6902	Mojave Solar Project Drainage Channel Crossing Far West Field, Beta, HTF Pipe Support steel truss Foundations Elevation, Plan & S	Drawing	NA	ELEC-1 (TYP)	Vendor	Approval
1568	6007-PLN-AGE-57-52-6903	Mojave Solar Project Drainage Channel Crossing Far West Field, Beta, HTF Pipe Support steel truss Foundations Plan, Section and	Drawing	NA	ELEC-1 (TYP)	Vendor	Approval
1569	6007-PLN-AGE-57-52-6904	Mojave Solar Project Drainage Channel Crossing Far West Field, Beta, HTF Pipe Support steel truss Foundations Plan, Section and	Drawing	NA	ELEC-1 (TYP)	Vendor	Approval
1570	6007-PLN-ATP-00-50-S001	General Civil & Structural Notes	Drawing	NA	ELEC-1 (TYP)	Vendor	Approval
1571	6007-PLN-ATP-18-52-R106	Building Layout Alpha Site 101 SUB 001 Solar Field Station	Drawing	NA	ELEC-1 (TYP)	Vendor	Approval
1572	6007-PLN-ATP-18-52-R107	Building Layout Alpha Site 102 SUB 001 Solar Field Station	Drawing	NA	ELEC-1 (TYP)	Vendor	Approval
1573	6007-PLN-ATP-18-52-R108	Building Layout Alpha Site 103 SUB 001 Solar Field Station	Drawing	NA	ELEC-1 (TYP)	Vendor	Approval
1574	6007-PLN-ATP-18-52-R109	Building Layout Alpha Site 104 SUB 001 Solar Field Station	Drawing	NA	ELEC-1 (TYP)	Vendor	Approval
1575	6007-PLN-ATP-18-52-R206	Building Layout Beta Site 105 SUB 001 Solar Field Station	Drawing	NA	ELEC-1 (TYP)	Vendor	Approval
1576	6007-PLN-ATP-18-52-R207	Building Layout Beta Site 106 SUB 001 Solar Field Station	Drawing	NA	ELEC-1 (TYP)	Vendor	Approval
1577	6007-PLN-ATP-18-52-R208	Building Layout Beta Site 107 SUB 001 Solar Field Station	Drawing	NA	ELEC-1 (TYP)	Vendor	Approval
1578	6007-PLN-ATP-18-52-R209	Building Layout Beta Site 108 SUB 001 Solar Field Station	Drawing	NA	ELEC-1 (TYP)	Vendor	Approval
1579	6007-PLN-ATP-18-52-R210	Building Layout Beta Site 109 SUB 001 Solar Field Station	Drawing	NA	ELEC-1 (TYP)	Vendor	Approval
1580	6007-PLN-ATP-00-32-C130	Engineering Standards and Practices Specification For Cable and Wiring Installation	Drawing	NA	ELEC-1 (TYP)	Vendor	Approval
1581	6007-PLN-ATP-00-34-C135	Engineering Standards and Practices Specification For Wiring Device Installation	Drawing	NA	ELEC-1 (TYP)	Vendor	Approval
1582	6007-PLN-ATP-00-32-C125	Engineering Standards and Practices Specification For Cable Tray Installation	Drawing	NA	ELEC-1 (TYP)	Vendor	Approval
1583	6007-PLN-ATP-00-32-C120	Specification Standards and Practices Specifications For Rigid Conduit Installation	Drawing	NA	ELEC-1 (TYP)	Vendor	Approval
1584	6007-ESP-AGE-00-32-C110	Engineering Standards and Practices Specification For Electrical Construction Solar Field Direct Buried Cable	Spec	NA	ELEC-1 (TYP)	Vendor	Approval
1585	6007-ESP-AGE-00-34-E0309C	Specification For Low voltage cables in Solar Field	Spec	NA	ELEC-1 (TYP)	Vendor	Approval
1586	6007-ESP-AGE-00-34-E0310C	Specification For Medium voltage cables in Solar Field	Spec	NA	ELEC-1 (TYP)	Vendor	Approval
1587	6007-LIS-AGE-57-34-00323A	LV Power Cable Schedule in Solar Field (Alpha Site)	list	NA	ELEC-1 (TYP)	Vendor	Approval
1588	6007-LIS-AGE-57-34-00323B	LV Power Cable Schedule in Solar Field (Beta Site)	list	NA	ELEC-1 (TYP)	Vendor	Approval
1589	6007-LIS-AGE-57-34-00322A	MV Power Cable Schedule in Solar Field (Alpha Site)	list	NA	ELEC-1 (TYP)	Vendor	Approval
1590	6007-LIS-AGE-57-34-00322B	MV Power Cable Schedule in Solar Field (Beta Site)	list	NA	ELEC-1 (TYP)	Vendor	Approval
1591	6007-PLN-ATP-00-00-H101-A	Hazardous Area Classification Alpha Plant Sheet #1/11	Drawing	NA	ELEC-1 (TYP)	Vendor	Approval
1592	6007-PLN-ATP-00-00-H102-B	Hazardous Area Classification Beta Plant Sheet #2/11	Drawing	NA	ELEC-1 (TYP)	Vendor	Approval
1593	6007-ESP-AGE-00-35-0002	Engineering Specification Alpha & Beta Plants Communications Cable	Spec	NA	ELEC-1 (TYP)	Vendor	Approval
1594	6007-LIS-AGE-57-35-2020	Fiber Optic Cable Schedule in Solar Field Alpha	list	NA	ELEC-1 (TYP)	Vendor	Approval
1595	6007-LIS-AGE-57-35-6020	Fiber Optic Cable Schedule in Solar Field Beta	list	NA	ELEC-1 (TYP)	Vendor	Approval
1596	6007-PLN-AGE-00-7Z-0001	CCTV System General Layout. Alpha and Beta Plants	Drawing	NA	ELEC-1 (TYP)	Vendor	Approval
1597	6007-PLN-AGE-57-40-0111	Solar Field Typical Corner Loads CCTV Camera & Lighting Pole Detail	Drawing	NA	ELEC-1 (TYP)	Vendor	Approval
1598	6007-PLN-ATP-00-21-O001	Electrical One-Line Diagram Symbol List	Drawing	NA	ELEC-1 (TYP)	Vendor	Approval
1599	6007-PLN-ATP-00-21-O020	Overall One-Line Diagram-Beta Site	Drawing	NA	ELEC-1 (TYP)	Vendor	Approval
1600	6007-PLN-ATP-18-52-R201	Electrical Layout Building #22 Main Electrical Station-Beta Site	Drawing	NA	ELEC-1 (TYP)	Vendor	Approval
1601	6007-PLN-ATP-18-52-R202	Electrical Layout Building #27 HTF Station-Beta Site	Drawing	NA	ELEC-1 (TYP)	Vendor	Approval
1602	6007-PLN-ATP-18-52-R203	Electrical Layout Building #26 Cooling Water Station-Beta Site	Drawing	NA	ELEC-1 (TYP)	Vendor	Approval
1603	6007-PLN-ATP-18-52-R204	Electrical Layout Building #13 STG2 Station-Beta Site	Drawing	NA	ELEC-1 (TYP)	Vendor	Approval
1604	6007-PLN-ATP-18-52-R206	Building Layout 105 SUB 001 Solar Field Station-Beta Site	Drawing	NA	ELEC-1 (TYP)	Vendor	Approval
1605	6007-PLN-ATP-18-52-R207	Building Layout 106 SUB 001 Solar Field Station-Beta Site	Drawing	NA	ELEC-1 (TYP)	Vendor	Approval
1606	6007-PLN-ATP-18-52-R208	Building Layout 107 SUB 001 Solar Field Station-Beta Site	Drawing	NA	ELEC-1 (TYP)	Vendor	Approval
1607	6007-PLN-ATP-18-52-R209	Building Layout 108 SUB 001 Solar Field Station-Beta Site	Drawing	NA	ELEC-1 (TYP)	Vendor	Approval
1608	6007-PLN-ATP-18-52-R210	Building Layout 109 SUB 001 Solar Field Station 1-Beta Site	Drawing	NA	ELEC-1 (TYP)	Vendor	Approval
1609	6007-PLN-ATP-23-21-O106	General One-Line Diagram 230kV Substation-Beta Site	Drawing	NA	ELEC-1 (TYP)	Vendor	Approval
1610	6007-PLN-ATP-23-21-O107	General one-Line Diagram 230kV Substation Utility Interconnection-Alpha/Beta Site	Drawing	NA	ELEC-1 (TYP)	Vendor	Approval
1611	6007-PLN-ATP-23-21-O205	General One-Line Diagram 230kV Substation-Beta Site	Drawing	NA	ELEC-1 (TYP)	Vendor	Approval
1612	6007-PLN-ATP-23-21-O208	Metering And Relaying One-Line Key Plan-Beta Site	Drawing	NA	ELEC-1 (TYP)	Vendor	Approval
1613	6007-PLN-ATP-23-21-O209	Metering And Relaying One-Line Diagram STG2-Beta Site	Drawing	NA	ELEC-1 (TYP)	Vendor	Approval
1614	6007-PLN-ATP-23-21-O210	Metering And Relaying One-Line Diagram APT2-Beta Site	Drawing	NA	ELEC-1 (TYP)	Vendor	Approval
1615	6007-PLN-ATP-23-21-O213	Metering And Relaying One-Line 230 KV Transmission Line-Beta Site	Drawing	NA	ELEC-1 (TYP)	Vendor	Approval
1616	6007-PLN-ATP-23-21-O214	Metering And Relaying Substation Trip/Close Control Logic One-Line-Beta Site	Drawing	NA	ELEC-1 (TYP)	Vendor	Approval
1617	6007-PLN-ATP-23-22-B206	DC Schematic STG2 Protection-Beta Site	Drawing	NA	ELEC-1 (TYP)	Vendor	Approval
1618	6007-PLN-ATP-23-22-B208	DC Schematic STG2 Unit Protection-Beta Site	Drawing	NA	ELEC-1 (TYP)	Vendor	Approval
1619	6007-ESP-ATP-00-32-C110	Engineering Standards and Practices Specification For Electrical Construction	Spec	3	ELEC-1 (TYP)	Vendor	Approval
1620	6007-ESP-ATP-00-33-C105	Engineering Standards and Practices Specification For Grounding Installation	Spec	3	ELEC-1 (TYP)	Vendor	Approval
1621	6007-ESP-ATP-00-34-C100	Engineering Standards and Practices Specification For Electrical Construction	Spec	3	ELEC-1 (TYP)	Vendor	Approval
1622	6007-PLN-AGE-25-33-0002	Power Block Grounding Details	Drawing	1	ELEC-1 (TYP)	Vendor	Approval
1623	6007-PLN-AGE-25-33-5301	Power Block Area Grounding Plan Alpha Plant	Drawing	4	ELEC-1 (TYP)	Vendor	Approval
1624	6007-PLN-AGE-25-33-5302	Power Block Area STG AUX. Equipment Structure Aerial Grounding System. Alpha Plant	Drawing	0	ELEC-1 (TYP)	Vendor	Approval
1625	6007-PLN-AGE-25-33-5303	Power Block Area STG AUX. Equipment Structure Aerial Grounding System. Alpha Plant	Drawing	0	ELEC-1 (TYP)	Vendor	Approval
1626	6007-PLN-AGE-25-33-9701	Power Block Area Grounding Plan Beta Plant	Drawing	4	ELEC-1 (TYP)	Vendor	Approval
1627	6007-PLN-AGE-25-33-9702	Power Block Area STG AUX. Equipment Structure Aerial Grounding System. Beta Plant	Drawing	0	ELEC-1 (TYP)	Vendor	Approval
1628	6007-PLN-AGE-25-33-9703	Power Block Area STG AUX. Equipment Structure Aerial Grounding System. Beta Plant	Drawing	0	ELEC-1 (TYP)	Vendor	Approval
1629	6007-ESP-ATP-00-50-C034	Civil Tender Process Specifications	Spec	1	ELEC-1 (TYP)	Vendor	Approval
1630	6007-CAL-AGE-00-40-0041	HTF Underground Crossing Tunnel Lighting Calculation Alpha Plant	Calculation	3	ELEC-1 (TYP)	Vendor	Approval
1631	6007-ESP-ATP-00-32-C120	Engineering Standards and Practices Specification for Rigid Conduit Installation	Spec	2	ELEC-1 (TYP)	Vendor	Approval
1632	6007-ESP-ATP-00-32-C125	Engineering Standards and Practices Specification for Cable Tray Installation	Spec	2	ELEC-1 (TYP)	Vendor	Approval
1633	6007-ESP-ATP-00-32-C130	Engineering Standards and Practices Specification for Cable and Wiring Installation	Spec	2	ELEC-1 (TYP)	Vendor	Approval
1634	6007-ESP-AGE-25-49-S003	Specification for UPS	Spec	2	ELEC-1 (TYP)	Vendor	Approval
1634	6007-ESP-AGE-25-49-S004	Specification for UPS Batteries	Spec	1	ELEC-1 (TYP)	Vendor	Approval
1634	6007-ESP-AGE-25-49-S022	Specification for DC System	Spec	1	ELEC-1 (TYP)	Vendor	Approval
1634	6007-ESP-AGE-25-49-S023	Specification for DC System Batteries	Spec	1	ELEC-1 (TYP)	Vendor	Approval
1634	6007-ESP-AGE-27-40-E430	Specification for Low Voltage Grounding Resistor Alpha & Beta Plants	Spec	0	ELEC-1 (TYP)	Vendor	Approval
1634	6007-ESP-AGE-21-22-S111	Engineering Standards and Practices Specification For UDS Steam Generation Area Scope of Work Clarifications	Spec	1	ELEC-1 (TYP)	Vendor	Approval
1634	6007-PLN-AGE-57-40-0110	Solar Field Typical Corner Load Lighting Pole	Drawing	3	ELEC-1 (TYP)	Vendor	Approval
1634	6007-PLN-AGE-57-40-0111	Solar Field Typical Corner Load CCTV Camera & Lighting Pole	Drawing	3	ELEC-1 (TYP)	Vendor	Approval
1634	6007-PLN-AGE-57-40-0112	Solar Field TV Camera Pole Detail	Drawing	0	ELEC-1 (TYP)	Vendor	Approval
1634	6007-PLN-AGE-57-31-2401	Alpha Plant Solar Field LV & FO Trenching Details	Drawing	2	ELEC-1 (TYP)	Vendor	Approval
1634	6007-PLN-AGE-57-31-2402	Solar Field Electrical Raceways Details Drawing Circuit Routing HTF SF103	Drawing	2	ELEC-1 (TYP)	Vendor	Approval
1634	6007-PLN-AGE-57-30-0020	Three Sided Metal Shed for HTF Valves Area Panels Solar Field 107 Beta Plant	Drawing	2	ELEC-1 (TYP)	Vendor	Approval
1634	6007-PLN-AGE-57-30-0022	Three Sided Metal Shed for HTF Valves Area Panels Solar Field 109 Beta Plant	Drawing	2	ELEC-1 (TYP)	Vendor	Approval
1634	6007-PLN-AGE-57-31-6401	Beta Plant Solar Field LV & FO Trenching Details	Drawing	2	ELEC-1 (TYP)	Vendor	Approval
1634	6007-PLN-AGE-57-31-6402	Solar Field Electrical Raceways Details Drawing Circuit Routing HTF SF 109 North	Drawing	2	ELEC-1 (TYP)	Vendor	Approval
1634	6007-PLN-AGE-57-31-6403	Solar Fild Electrical Raceways Details Drawing Circuit Routing HTF SF 107	Drawing	2	ELEC-1 (TYP)	Vendor	Approval
1634	6007-PLN-AGE-57-31-6404	Solar Field Electrical Raceways Details Drawing Circuit Routing HTF SF 109 South	Drawing	2	ELEC-1 (TYP)	Vendor	Approval

Compliance No.: GEN-2
Job: Mojave Solar Project
Date: 07/08/2014
Description: Electrical Site Drawings List - Alpha&Beta

Line No.	Sheet No.	Description	Type of Document	Revision Number	Applicable Condition of Certification	Vendor Supplied or EOR	Reason for Submittal
1634	6007-PLN-AGE-57-31-8111	Beta Plant. Detail for Cable Trench Crossing with Beta access road	Drawing	0	ELEC-1 (TYP)	Vendor	Approval
1634	6007-PLN-AGE-00-33-1009	Vertical HTF Pipes Loop Typical Steel Frame Support Grounding System Detail	Drawing	0	ELEC-1 (TYP)	Vendor	Approval
1635	Duct Access SH1	Duct Access	Drawing	0	ELEC-1 (TYP)	Vendor	Approval
1636	Duct Access SH2	Duct Access	Drawing	0	ELEC-1 (TYP)	Vendor	Approval
1637	Duct Access SH3	Duct Access	Drawing	0	ELEC-1 (TYP)	Vendor	Approval
1638	6007-PLN-ATP-28-34-6001	Relocation of 12.5 Kv Line	Drawing	0	ELEC-1 (TYP)	Vendor	Approval
1639	6007-PLN-ATP-28-34-6002	Relocation of 12.5 Kv Line	Drawing	0	ELEC-1 (TYP)	Vendor	Approval
1640	6007-PLN-ATP-28-34-6003	Relocation of 12.5 Kv Line	Drawing	0	ELEC-1 (TYP)	Vendor	Approval
1641	6007-PLN-AGE-57-40-0110	Solar Field Typical Corner Loads Lighting Pole	Drawing	3	ELEC-1 (TYP)	Vendor	Approval
1642	6007-PLN-AGE-57-40-0111	Solar Field Typical Corner Loads CCTV Camera & Lighting Pole Details	Drawing	3	ELEC-1 (TYP)	Vendor	Approval
1643	6007-PLN-AGE-57-40-0112	Solar Field TV Camera Pole Details	Drawing	0	ELEC-1 (TYP)	Vendor	Approval
1644	6007-PLN-AGE-57-31-2401	Alpha Plant Solar Field LV &FO Trenching Details	Drawing	2	ELEC-1 (TYP)	Vendor	Approval
1645	6007-PLN-AGE-57-31-2402	Solar Field Electrical Raceways Details Drawing Circuit Routing HTF SF103	Drawing	2	ELEC-1 (TYP)	Vendor	Approval
1646	6007-PLN-AGE-57-30-0020	Three Sided Metal Shed For HTF Valves Area Panels Solar Field 107 Beta Plant	Drawing	2	ELEC-1 (TYP)	Vendor	Approval
1647	6007-PLN-AGE-57-30-0022	Three Sided Metal Shed For HTF Valves Area Panels Solar Field 109 Beta Plant	Drawing	2	ELEC-1 (TYP)	Vendor	Approval
1648	6007-PLN-AGE-57-31-6401	Beta Plant Solar Field LV & FO Trenching Details	Drawing	2	ELEC-1 (TYP)	Vendor	Approval
1649	6007-PLN-AGE-57-31-6402	Solar Field Electrical Raceways Details Drawing Circuit Routing HTF SF 109 North	Drawing	2	ELEC-1 (TYP)	Vendor	Approval
1650	6007-PLN-AGE-57-31-6403	Solar Field Electrical Raceways Details Drawing Circuit Routing HTF SF 107	Drawing	2	ELEC-1 (TYP)	Vendor	Approval
1651	6007-PLN-AGE-57-31-6404	Solar Field Electrical Raceways Details Drawing Circuit Routing HTF SF 109 South	Drawing	2	ELEC-1 (TYP)	Vendor	Approval
1652	6007-PLN-AGE-57-31-8111	Beta Plant. Detail for Cable Trench Crossing with Beta Access Road	Drawing	0	ELEC-1 (TYP)	Vendor	Approval
1623	6007-PLN-AGE-57-33-6007	Beta Plant. Solar Field 107 Shed For HTF Valves Panelboard Grounding Plan (North Valve Area)	Drawing	0	ELEC-1 (TYP)	Vendor	Approval
1654	6007-PLN-AGE-57-33-6008	Beta Plant. Solar Field 109 Shed For HTF Valves Panelboard Grounding Plan (South Valve Area)	Drawing	0	ELEC-1 (TYP)	Vendor	Approval
1655	Revision Letter ELEC-1-21.01	Revision Sheet	Response Letter	NA	ELEC-1 (TYP)	Vendor	Approval
1656	6007-PLN-AGE-58-23-0042	Alpha Power Block Electrical Services for North HTF Underground Crossing Tunnel	Drawing	3	ELEC-1 (TYP)	Vendor	Approval
1657	6007-PLN-AGE-58-23-0043	Alpha Power Block Electrical Services for South HTF Underground Crossing Tunnel	Drawing	3	ELEC-1 (TYP)	Vendor	Approval
1658	6007-PLN-AGE-58-40-3010_SH1	Alpha Central Plant North HTF Underground Crossing Lighting	Drawing	4	ELEC-1 (TYP)	Vendor	Approval
1659	6007-PLN-AGE-58-40-3010_SH2	Alpha Central Plant North HTF Underground Crossing Lighting	Drawing	4	ELEC-1 (TYP)	Vendor	Approval
1660	6007-PLN-AGE-58-40-3011_SH1	Alpha Central Plant North HTF Underground Crossing Details Drawing	Drawing	3	ELEC-1 (TYP)	Vendor	Approval
1661	6007-PLN-AGE-58-40-3011_SH2	Alpha Central Plant North HTF Underground Crossing Details Drawing	Drawing	3	ELEC-1 (TYP)	Vendor	Approval
1662	6007-PLN-AGE-58-40-3020_SH1	Alpha Central Plant South HTF Underground Crossing Lighting	Drawing	4	ELEC-1 (TYP)	Vendor	Approval
1663	6007-PLN-AGE-58-40-3020_SH2	Alpha Central Plant South HTF Underground Crossing Lighting	Drawing	4	ELEC-1 (TYP)	Vendor	Approval
1664	6007-PLN-AGE-58-40-3021_SH1	Alpha Central Plant South HTF Underground Crossing Details Drawing	Drawing	3	ELEC-1 (TYP)	Vendor	Approval
1665	6007-PLN-AGE-58-40-3021_SH 2	Alpha Central Plant South HTF Underground Crossing Details Drawing	Drawing	3	ELEC-1 (TYP)	Vendor	Approval
1666	BV RESPONSE ELEC-1-18.02_PC(2)	Revision Letter	20/1/14	NA	ELEC-1 (TYP)	Vendor	Approval
1667	6007-PLN-APT-00-00-H1101-A	Hazardous Area Classification Alpha Plant	Drawing	2	ELEC-1 (TYP)	Vendor	Approval
1668	6007-PLN-APT-00-00-H1011-A	Hazardous Area Classification Alpha Plant	Drawing	2	ELEC-1 (TYP)	Vendor	Approval
1669	6007-PLN-AGE-67-36-2701	Utilites Lightning Protection Plan Building 27 HTF Electrical Building Alpha & Beta Plants	Drawing	0	ELEC-1 (TYP)	Vendor	Approval
1670	6007-PLN-AGE-25-32-8705	Beta Plant Central Plant Cable Tray System Power Block & SG Area	Drawing	4	ELEC-1 (TYP)	Vendor	Approval
1671	6007-PLN-AGE-25-32-8706	Beta Plant Central Plant Cable Tray System Power Block & SG Area	Drawing	4	ELEC-1 (TYP)	Vendor	Approval
1672	6007-PLN-AGE-25-32-8707	Beta Plant Central Plant Cable Tray System Power Block & SG Area	Drawing	5	ELEC-1 (TYP)	Vendor	Approval
1673	6007-PLN-AGE-25-32-8708	Beta Plant Central Plant Cable Tray System Power Block & SG Area	Drawing	4	ELEC-1 (TYP)	Vendor	Approval
1674	6007-PLN-AGE-25-32-8709	Beta Plant Medium Voltage Trays Beta Site Building #22	Drawing	7	ELEC-1 (TYP)	Vendor	Approval
1675	6007-PLN-AGE-25-32-8710	Beta Plant Low Voltage and I&C Trays Beta Site Building #22	Drawing	7	ELEC-1 (TYP)	Vendor	Approval
1676	6007-PLN-AGE-25-32-8713	Beta Plant Detailed Plan and Cable Tray Alpha Site Building #22	Drawing	7	ELEC-1 (TYP)	Vendor	Approval
1677	6007-PLN-AGE-25-32-8720	Beta Plant Central Plant Cable Tray System Power Block & SG Area	Drawing	1	ELEC-1 (TYP)	Vendor	Approval
1678	6007-PLN-AGE-25-32-8721	Beta Plant Central Plant Cable Tray System Power Block & SG Area	Drawing	1	ELEC-1 (TYP)	Vendor	Approval
1679	6007-PLN-AGE-58-32-4202-1	Alpha Plant Cable Tray System in Rack 1,2,3, & 4 Detailed Plan	Drawing	7	ELEC-1 (TYP)	Vendor	Approval
1680	6007-PLN-AGE-58-32-4202-10	Alpha Plant Cable Tray System in Rack 1,2,3, & 4 Detailed Plan	Drawing	8	ELEC-1 (TYP)	Vendor	Approval
1681	6007-PLN-AGE-58-32-4202-11	Alpha Plant Cable Tray System in Rack 1,2,3, & 4 Detailed Plan	Drawing	6	ELEC-1 (TYP)	Vendor	Approval
1682	6007-PLN-AGE-58-32-4202-12	Alpha Plant Cable Tray System in Rack 1,2,3, & 4 Detailed Plan	Drawing	7	ELEC-1 (TYP)	Vendor	Approval
1683	6007-PLN-AGE-58-32-4202-13	Alpha Plant Cable Tray System in Rack 1,2,3, & 4 Detailed Plan	Drawing	6	ELEC-1 (TYP)	Vendor	Approval
1684	6007-PLN-AGE-58-32-4202-14	Alpha Plant Cable Tray System in Rack 1,2,3, & 4 Detailed Plan	Drawing	8	ELEC-1 (TYP)	Vendor	Approval
1685	6007-PLN-AGE-58-32-4202-15	Alpha Plant Cable Tray System in Rack 1,2,3, & 4 Detailed Plan	Drawing	7	ELEC-1 (TYP)	Vendor	Approval
1686	6007-PLN-AGE-58-32-4202-16	Alpha Plant Cable Tray System in Rack 1,2,3, & 4 Detailed Plan	Drawing	6	ELEC-1 (TYP)	Vendor	Approval
1687	6007-PLN-AGE-58-32-4202-2	Alpha Plant Cable Tray System in Rack 1,2,3, & 4 Detailed Plan	Drawing	7	ELEC-1 (TYP)	Vendor	Approval
1688	6007-PLN-AGE-58-32-4202-3	Alpha Plant Cable Tray System in Rack 1,2,3, & 4 Detailed Plan	Drawing	8	ELEC-1 (TYP)	Vendor	Approval
1689	6007-PLN-AGE-58-32-4202-4	Alpha Plant Cable Tray System in Rack 1,2,3, & 4 Detailed Plan	Drawing	6	ELEC-1 (TYP)	Vendor	Approval
1690	6007-PLN-AGE-58-32-4202-5	Alpha Plant Cable Tray System in Rack 1,2,3, & 4 Detailed Plan	Drawing	7	ELEC-1 (TYP)	Vendor	Approval
1691	6007-PLN-AGE-58-32-4202-6	Alpha Plant Cable Tray System in Rack 1,2,3, & 4 Detailed Plan	Drawing	6	ELEC-1 (TYP)	Vendor	Approval
1692	6007-PLN-AGE-58-32-4202-7	Alpha Plant Cable Tray System in Rack 1,2,3, & 4 Detailed Plan	Drawing	6	ELEC-1 (TYP)	Vendor	Approval
1693	6007-PLN-AGE-58-32-4202-8	Alpha Plant Cable Tray System in Rack 1,2,3, & 4 Detailed Plan	Drawing	7	ELEC-1 (TYP)	Vendor	Approval
1694	6007-PLN-AGE-58-32-4202-9	Alpha Plant Cable Tray System in Rack 1,2,3, & 4 Detailed Plan	Drawing	8	ELEC-1 (TYP)	Vendor	Approval
1695	6007-PLN-AGE-25-40-4301	Erection & Foundation Drawing Isophase Busduct Routing for Alpha Site	Drawing	10	ELEC-1 (TYP)	Vendor	Approval
1696	6007-PLN-AGE-25-40-9301	Erection & Foundation Drawing Isophase Busduct Routing for Beta Site	Drawing	7	ELEC-1 (TYP)	Vendor	Approval
1697	6007-PLN-ATM-00-21-0900	Electrical Non seg busbar Routing Busbars BD5/BD6/BD13 Building #22 Alpha Site	Drawing	1	ELEC-1 (TYP)	Vendor	Approval
1698	6007-PLN-ATM-00-21-0902	Electrical Non seg busbar Routing Busbars BD1 Building #22 Alpha Site	Drawing	4	ELEC-1 (TYP)	Vendor	Approval
1699	6007-PLN-ATM-00-21-0904	Electrical Non seg busbar Routing Busbars BD401 Building #26 Alpha Site	Drawing	1	ELEC-1 (TYP)	Vendor	Approval
1700	6007-PLN-ATM-00-21-1900	Electrical Non seg busbar Routing Busbars BD15/BD16/BD113 Building #22 Beta Site	Drawing	2	ELEC-1 (TYP)	Vendor	Approval
1701	6007-PLN-ATM-00-21-1902	Electrical Non seg busbar Routing Busbars BD11 Building #22 Beta Site	Drawing	4	ELEC-1 (TYP)	Vendor	Approval
1702	6007-PLN-ATM-00-21-1904	Electrical Non seg busbar Routing Busbars BD1401 Building #26 Beta Site	Drawing	1	ELEC-1 (TYP)	Vendor	Approval
1703	6007-PLN-ATM-27-21-0102	Electrical Non Seg Busbar Routing Busbar BD36 Building #27 Alpha Site	Drawing	1	ELEC-1 (TYP)	Vendor	Approval
1704	6007-PLN-ATM-27-21-0202	Electrical Non Seg Busbar Routing Busbar BD136 Building #27 Beta Site	Drawing	1	ELEC-1 (TYP)	Vendor	Approval
1705	6007-ESP-ATP-00-32-C125	Engineering Standards and Practices Specification for Cable Tray Installation	Drawing	4	ELEC-1 (TYP)	Vendor	Approval
1706	Revision memo_ELEC-1-0.01	Revision letter	Memo	NA	ELEC-1 (TYP)	Vendor	Approval
1707	6007-PLN-AGE-25-33-5301	Power Block Area Grounding Plan Alpha Plant	6/3/14	5	ELEC-1 (TYP)	Vendor	Approval
1704	2012103.00 - TITLESHEET.DWG	Abengoa Solar Power Plant Electrical Power and Control Plans	Drawing	6	ELEC-1 (TYP)	Vendor	Approval
1705	2012103.00 SHT02-E2A.DWG	Abener Teyma Power Plant Single Line Diagram, Elevation, Schedules - Alpha Wells	Drawing	6	ELEC-1 (TYP)	Vendor	Approval
1706	2012103.00 SHT04-E3A.DWG	Abener Teyma Power Plant For Alpha Wells Electrical Plan	Drawing	6	ELEC-1 (TYP)	Vendor	Approval
1707	2012103.00 SHT06-E5A.DWG	Abener Teyma Power Plant Miscellaneous Details	Drawing	6	ELEC-1 (TYP)	Vendor	Approval
1708	2012103.00 SHT07-E1A.DWG	Abener Teyma Power Plant General Notes, Abbreviations, Symbols	Drawing	5	ELEC-1 (TYP)	Vendor	Approval
1709	ABENERPP - ALPHAWELLSITELAYOUT.DWG	Abener Teyma Power Plant Site Layout for Alpha Wells	Drawing	9	ELEC-1 (TYP)	Vendor	Approval
1710	ABENERPP - WELL HEAD DETAILS.DWG	Abener Teyma Power Plant Well Head Details Typical	Drawing	9	ELEC-1 (TYP)	Vendor	Approval
1711	BV RESPONSE ELEC-1-34.00-PC1	Revision Letter	Drawing	NA	ELEC-1 (TYP)	Vendor	Approval
1712	6007-PLN-AGE-25-33-5301	Power Block Area Grounding Plan Alpha Plant	Drawing	5	ELEC-1 (TYP)	Vendor	Approval
1713	6007-PLN-AGE-25-33-9701	Power Block Area Grounding Plan Beta Plant	Drawing	5	ELEC-1 (TYP)	Vendor	Approval
1714	140204_(1436-1027U_42U_45_48) Mojave Sola	ARB RFI 00236	Drawing	NA	ELEC-1 (TYP)	Vendor	Approval
1714	140204_(1436-1027U_42U_45_48) Mojave Sola	ARB RFI 00249	Drawing	NA	ELEC-1 (TYP)	Vendor	Approval
1715	ARB-RFI-00236 Attachment 1 of 1	ARB - Atachament RFI 00236	Drawing	NA	ELEC-1 (TYP)	Vendor	Approval
1716	ARB-RFI-00249 Attachment 1 of 4	ARB - Atachament RFI 00249	Drawing	NA	ELEC-1 (TYP)	Vendor	Approval
1717	ARB-RFI-00249 Attachment 2 of 4	ARB - Atachament RFI 00249	Drawing	NA	ELEC-1 (TYP)	Vendor	Approval
1718	ARB-RFI-00249 Attachment 3 of 4	ARB - Atachament RFI 00249	Drawing	NA	ELEC-1 (TYP)	Vendor	Approval
1719	ARB-RFI-00249 Attachment 4 of 4	ARB - Atachament RFI 00249	Drawing	NA	ELEC-1 (TYP)	Vendor	Approval
1720	Cover Letter Expedited-ECN-1-22.00-PC1	Cover Letter	Memo	NA	ELEC-1 (TYP)	Vendor	Approval
1721	6007-PLN-ATM-18-52-R111	Electrical Layout. Alpha Site Building #10. Administration Building.	Drawing	0	ELEC-1 (TYP)	Vendor	Approval
1722	6007-PLN-ATM-18-52-S111	Electrical Layout Holes. Alpha Site Building #10. Administration Building.	Drawing	1	ELEC-1 (TYP)	Vendor	Approval
1723	6007-PLN-ATM-18-32-4111	Cable Tray System. Alpha Site Building #10. Administration Building.	Drawing	1	ELEC-1 (TYP)	Vendor	Approval
1724	6007-PLN-ATM-18-52-R211	Electrical Layout. Beta Site Building #10. Administration Building.	Drawing	0	ELEC-1 (TYP)	Vendor	Approval
1725	6007-PLN-ATM-18-52-S211	Electrical Layout Holes. Beta Site Building #10. Administration Building.	Drawing	1	ELEC-1 (TYP)	Vendor	Approval
1726	6007-PLN-ATM-18-32-8111	Cable Tray System. Beta Site Building #10. Administration Building.	Drawing	1	ELEC-1 (TYP)	Vendor	Approval
1727	6007-PLN-ATM-27-34-E112	Alpha & Beta Plants. Evaporation Pond Grounding Details.	Drawing	3	ELEC-1 (TYP)	Vendor	Approval
1728	6007-PLN-ATM-27-34-E113	Alpha Plant. Bioremediation Facilities. Evaporation Pond LV Feed.	Drawing	1	ELEC-1 (TYP)	Vendor	Approval
1729	6007-PLN-ATM-27-34-E114	Beta Plant. Bioremediation Facilities. Evaporation Pond LV Feed.	Drawing	1	ELEC-1 (TYP)	Vendor	Approval
1730	6007-PLN-ATP-00-21-0010	Alpha Site Overall One-line Diagram	Drawing	Rev. 15	ELEC-1 (TYP)	Vendor	Approval
1731	6007-PLN-ATP-00-21-0020	Beta Site Overall One-line Diagram	Drawing	Rev. 15	ELEC-1 (TYP)	Vendor	Approval
1732	6007-PLN-ATM-00-33-4001-Sheet 1	Alpha Central Plant. Aerial Grounding Conductor Cable tray system. Key Map.	Drawing	1	ELEC-1 (TYP)	Vendor	Approval
1733	6007-PLN-ATM-00-33-4001-Sheet 2	Alpha Central Plant. Aerial Grounding Conductor Cable Tray System.	Drawing	1	ELEC-1 (TYP)	Vendor	Approval
1734	6007-PLN-ATM-00-33-4001-Sheet 3	Alpha Central Plan. Aerial Grounding Conductor Cable tray system.	Drawing	1	ELEC-1 (TYP)	Vendor	Approval
1735	6007-PLN-ATM-00-33-4001-Sheet 4	Alpha Central Plan. Aerial Grounding Conductor Cable tray system.	Drawing	1	ELEC-1 (TYP)	Vendor	Approval
1736	6007-PLN-ATM-00-33-4001-Sheet 5	Alpha Central Plan. Aerial Grounding Conductor Cable tray system.	Drawing	1	ELEC-1 (TYP)	Vendor	Approval
1737	6007-PLN-ATM-00-33-9001-Sheet 1	Beta Central Plan. Aerial Grounding Conductor Cable tray system. Key Map.	Drawing	1	ELEC-1 (TYP)	Vendor	Approval
1738	6007-PLN-ATM-00-33-9001-Sheet 2	Beta Central Plan. Aerial Grounding Conductor Cable tray system.	Drawing	1	ELEC-1 (TYP)	Vendor	Approval
1739	6007-PLN-ATM-00-33-9001-Sheet 3	Beta Central Plan. Aerial Grounding Conductor Cable tray system.	Drawing	1	ELEC-1 (TYP)	Vendor	Approval
1740	6007-PLN-ATM-00-33-9001-Sheet 4	Beta Central Plan. Aerial Grounding Conductor Cable tray system.	Drawing	1	ELEC-1 (TYP)	Vendor	Approval
1741	6007-PLN-ATM-00-33-9001-Sheet 5	Beta Central Plan. Aerial Grounding Conductor Cable tray system.	Drawing	1	ELEC-1 (TYP)	Vendor	Approval
1742	6007-PLN-ATM-18-52-R111	ELECTRICAL LAYOUT. ALPHA SITE BLDG#10. ADMINISTARTION BUILDING	Drawing	1	ELEC-1 (TYP)	Vendor	Approval
1743	6007-PLN-ATM-18-52-S111	ELECTRICAL LAYOUT HOLES. ALPHA SITE BLDG#10. ADMINISTARTION BUILDING	Drawing	2	ELEC-1 (TYP)	Vendor	Approval
1744	6007-PLN-ATM-18-32-4111	CABLE TRAY SYSTEM. ALPHA SITE BLDG#10. ADMINISTARTION BUILDING	Drawing	2	ELEC-1 (TYP)	Vendor	Approval
1745	6007-PLN-ATM-18-52-R211	ELECTRICAL LAYOUT. BETA SITE BLDG#10. ADMINISTARTION BUILDING	Drawing	1	ELEC-1 (TYP)	Vendor	Approval

Compliance No.: GEN-2
Job: Mojave Solar Project
Date: 07/08/2014
Description: Electrical Site Drawings List - Alpha&Beta

Line No.	Sheet No.	Description	Type of Document	Revision Number	Applicable Condition of Certification	Vendor Supplied or EOR	Reason for Submittal
1746	6007-PLN-ATM-18-52-S211	ELECTRICAL LAYOUT HOLES. BETA SITE BLDG#10. ADMINISTARTION BUILDING	Drawing	2	ELEC-1 (TYP)	Vendor	Approval
1747	6007-PLN-ATM-18-32-8111	CABLE TRAY SYSTEM. BETA SITE BLDG#10. ADMINISTARTION BUILDING	Drawing	2	ELEC-1 (TYP)	Vendor	Approval
1748	6007-PLN-AGE-57-33-2301	Alpha Plant Solar Field 101 Details For South-West Corner loads grounding	Drawing	R4	ELEC-1 (TYP)	Vendor	Approval
1749	6007-PLN-AGE-57-33-2302	Alpha Plant Solar Field 101 Details For North-West Corner Loads Grounding	Drawing	R4	ELEC-1 (TYP)	Vendor	Approval
1750	6007-PLN-AGE-57-33-2303	Alpha Plant Solar Field 103 Details For North-East Corner Loads Grounding	Drawing	R4	ELEC-1 (TYP)	Vendor	Approval
1751	6007-PLN-AGE-57-33-2304	Alpha Plant Solar Field 104 Details For South-East Corner Loads Grounding	Drawing	R4	ELEC-1 (TYP)	Vendor	Approval
1752	6007-PLN-AGE-57-33-2305	Alpha Plant Solar Field 102 Details For North-East Corner Loads Grounding	Drawing	R2	ELEC-1 (TYP)	Vendor	Approval
1753	6007-PLN-AGE-57-33-2306	Alpha Plant Solar Field 102 Details For South-East Corner Loads Grounding	Drawing	R2	ELEC-1 (TYP)	Vendor	Approval
1754	6007-PLN-AGE-57-33-2307	Alpha Plant Solar Field 103 Details For North-Wast Corner Loads Grounding	Drawing	R2	ELEC-1 (TYP)	Vendor	Approval
1755	6007-PLN-AGE-57-33-2308	Alpha Plant Solar Field 104 Details For North-East Corner Loads Grounding	Drawing	R2	ELEC-1 (TYP)	Vendor	Approval
1756	6007-PLN-AGE-57-33-2309	Alpha Solar Field 103 Detail for South West Corner Loads Grounding	Drawing	R2	ELEC-1 (TYP)	Vendor	Approval
1757	6007-PLN-AGE-57-33-6301	Beta Solar Field 105 Details For North-West Corner Loads Grounding	Drawing	R4	ELEC-1 (TYP)	Vendor	Approval
1758	6007-PLN-AGE-57-33-6302	Beta Solar Field 107 Details For North-East Corner Loads Grounding	Drawing	R4	ELEC-1 (TYP)	Vendor	Approval
1759	6007-PLN-AGE-57-33-6303	Beta Solar Field 108 Details For South-West Corner Loads Grounding	Drawing	R4	ELEC-1 (TYP)	Vendor	Approval
1760	6007-PLN-AGE-57-33-6304	Beta Solar Field 109 Details For South-Easst Corner Loads Grounding	Drawing	R4	ELEC-1 (TYP)	Vendor	Approval
1761	6007-PLN-AGE-57-33-6311	Beta Solar Field 105 Details For South-West Corner Loads Grounding	Drawing	R2	ELEC-1 (TYP)	Vendor	Approval
1762	6007-PLN-AGE-57-33-6312	Beta Solar Field 105 Details For South-East Corner Loads Grounding	Drawing	R2	ELEC-1 (TYP)	Vendor	Approval
1763	6007-PLN-AGE-57-33-6313	Beta Solar Field 105 Details For North-East Corner Loads Grounding	Drawing	R2	ELEC-1 (TYP)	Vendor	Approval
1764	6007-PLN-AGE-57-33-6314	Beta Solar Field 105 Details For North-West Corner Loads Grounding	Drawing	R2	ELEC-1 (TYP)	Vendor	Approval
1765	6007-PLN-AGE-57-33-6008	Beta Plant. Solar Field 109. Shed for HTF Valves PanelBoard Gounding plan. (South Valve Area)	Drawing	1	ELEC-1 (TYP)	Vendor	Approval
1766	6007-PLN-AGE-57-33-6007	Beta Plant. Solar Field 107. Shed for HTF Valves PanelBoard Gounding plan. (North Valve Area)	Drawing	1	ELEC-1 (TYP)	Vendor	Approval
1767	6007-PLN-AGE-40-52-2552	Mojave Solar Project. Alpha Plant MMF underground crossing Plan and Sections	Drawing	1	ELEC-1 (TYP)	Vendor	Approval
1768	6007-PLN-AGE-40-52-2553	Mojave Solar Project. Alpha Plant MMF underground crossing Plan and Details	Drawing	1	ELEC-1 (TYP)	Vendor	Approval
1769	6007-PLN-AGE-40-52-6552	Mojave Solar Project. Beta Plant MMF underground crossing Plan and Sections	Drawing	1	ELEC-1 (TYP)	Vendor	Approval
1770	6007-PLN-AGE-40-52-6553	Mojave Solar Project. Beta Plant MMF underground crossing Plan and Details	Drawing	1	ELEC-1 (TYP)	Vendor	Approval
1771	6007-PLN-AGE-58-32-4211-4	Alpha Plant. Cable Tray System Details	Drawing	R6	ELEC-1 (TYP)	Vendor	Approval
1772	6007-PLN-AGE-58-32-8611-4	Beta Plant. Cable Tray System Details	Drawing	R6	ELEC-1 (TYP)	Vendor	Approval
1773	6007-PLN-ATM-00-33-4001-5	Alpha Central Plant. Aerial Grounding Conductor. Cable Tray System.	Drawing	R1	ELEC-1 (TYP)	Vendor	Approval
1774	6007-PLN-ATM-00-33-9001-5	Beta Central Plant. Aerial Grounding Conductor. Cable Tray System.	Drawing	R1	ELEC-1 (TYP)	Vendor	Approval
1775	6007-PLN-AGE-57-21-2401	Alpha Plant Solar Field Substation 101 Panel Schedule (101-LVSWBD-001)	Drawing	R3	ELEC-1 (TYP)	Vendor	Approval
1776	6007-PLN-AGE-57-21-2402	Alpha Plant Solar Field Substation 102 Panel Schedule (102-LVSWBD-001)	Drawing	R3	ELEC-1 (TYP)	Vendor	Approval
1777	6007-PLN-AGE-57-21-2403	Alpha Plant Solar Field Substation 103 Panel Schedule (103-LVSWBD-001)	Drawing	R3	ELEC-1 (TYP)	Vendor	Approval
1778	6007-PLN-AGE-57-21-2404	Alpha Plant Solar Field Substation 104 Panel Schedule (104-LVSWBD-001)	Drawing	R3	ELEC-1 (TYP)	Vendor	Approval
1779	6007-PLN-AGE-57-21-6105	Beta Plant Solar Field Substation 105 Single Line Diagram (105-LVSWBD-001)	Drawing	R7	ELEC-1 (TYP)	Vendor	Approval
1780	6007-PLN-AGE-57-21-6106	Beta Plant Solar Field Substation Single Line Diagram 106 (106 LVSWBD 001)	Drawing	R7	ELEC-1 (TYP)	Vendor	Approval
1781	6007-PLN-AGE-57-21-6405	Beta Solar Field Substation 105 Panel Schedule (105-LVSWBD-001)	Drawing	R3	ELEC-1 (TYP)	Vendor	Approval
1782	6007-PLN-AGE-57-21-6406	Beta Solar Field Substation 106 Panel Schedule (106-LVSWBD-001)	Drawing	R3	ELEC-1 (TYP)	Vendor	Approval
1783	6007-PLN-AGE-57-21-6407	Beta Solar Field Substation 107 Panel Schedule (10-LVSWBD-001)	Drawing	R3	ELEC-1 (TYP)	Vendor	Approval
1784	6007-PLN-AGE-57-21-6408	Beta Solar Field Substation 108 Panel Schedule (108-LVSWBD-001)	Drawing	R3	ELEC-1 (TYP)	Vendor	Approval
1785	6007-PLN-AGE-57-21-6409	Beta Solar Field Substation 109 Panel Schedule (109-LVSWBD-001)	Drawing	R3	ELEC-1 (TYP)	Vendor	Approval
1786	6007-PLN-AGE-57-45-0010	Solar Field Collector Level III Control Box. Field Connections	Drawing	R3	ELEC-1 (TYP)	Vendor	Approval
1787	6007-PLN-AGE-57-21-6305	Beta Plant Solar Field Substation 105 Panel Schedule (105UPS016 & 105UPSP022)	Drawing	R4	ELEC-1 (TYP)	Vendor	Approval
1788	6007-PLN-AGE-57-21-6306	Beta Plant Solar Field Substation 106 Panel Schedule (106UPS016 & 106UPSP022)	Drawing	R4	ELEC-1 (TYP)	Vendor	Approval
1789	6007-PLN-AGE-57-21-6307	Beta Plant Solar Field Substation 107 Panel Schedule (107UPS016 & 106UPSP022)	Drawing	R5	ELEC-1 (TYP)	Vendor	Approval
1790	6007-PLN-AGE-57-21-6308	Beta Plant Solar Field Substation 108 Panel Schedule (108UPS016 & 108UPSP022)	Drawing	R4	ELEC-1 (TYP)	Vendor	Approval
1791	6007-PLN-AGE-57-21-6309	Beta Plant Solar Field Substation 109 Panel Schedule (109UPS016 & 109UPSP022)	Drawing	R5	ELEC-1 (TYP)	Vendor	Approval
1792	6007-PLN-AGE-57-21-6507	Beta Solar Field Single Line Diagrams of Power and UPS Panels for North HTF Valves (107-PP-020-01) and (107-PP-040-01)	Drawing	R4	ELEC-1 (TYP)	Vendor	Approval
1793	6007-PLN-AGE-57-21-6509	Beta Solar Field Single Line Diagrams of Power and UPS Panels for North HTF Valves (109-PP-020-01) and (109-PP-020-10) and (	Drawing	R4	ELEC-1 (TYP)	Vendor	Approval
1794	6007-PLN-AGE-67-31-2403	Utilities Area Water Treatment Lighting Layout (Building) Alpha Plant	Drawing	R7	ELEC-1 (TYP)	Vendor	Approval
1795	6007-PLN-AGE-67-31-2404	Utilities Area Water Treatment Lighting Layout (outdoor) Alpha Plant	Drawing	R6	ELEC-1 (TYP)	Vendor	Approval
1796	6007-PLN-AGE-67-31-2406	Utilities Area Water Treatment Lighting Circuit Groups Alpha Plant	Drawing	R3	ELEC-1 (TYP)	Vendor	Approval
1797	6007-PLN-AGE-67-31-2407	Utilities Area Water Treatment Lighting Circuit Groups Alpha Plant	Drawing	R3	ELEC-1 (TYP)	Vendor	Approval
1798	6007-PLN-AGE-67-31-2408	Utilities Area Water Treatment Lighting Layout (Building) Alpha Plant	Drawing	R1	ELEC-1 (TYP)	Vendor	Approval
1799	6007-PLN-AGE-67-31-2409	Utilities Area Water Treatment Lighting Layout (Building) Alpha Plant	Drawing	R1	ELEC-1 (TYP)	Vendor	Approval
1800	6007-PLN-AGE-67-31-2410	Utilities Area WTA Emergeney Lighting Layout (Outdoor) Alpha Plant	Drawing	R1	ELEC-1 (TYP)	Vendor	Approval
1801	6007-PLN-AGE-67-31-2413	Utilities Area WTA Emergeney Lighting Circuit Groups Alpha Plant	Drawing	R1	ELEC-1 (TYP)	Vendor	Approval
1802	6007-PLN-AGE-67-31-2414	Utilities Area WTA Emergeney Lighting Circuit Groups Alpha Plant	Drawing	R1	ELEC-1 (TYP)	Vendor	Approval
1803	6007-PLN-AGE-67-31-2420	Utilites Area Water Treatment Lighting Layout (Outdoor) (Waste Filter Area) Alpha Plant	Drawing	R0	ELEC-1 (TYP)	Vendor	Approval
1804	6007-PLN-AGE-67-31-6803	Utilities Area Water Treatment Lighting Layout (Building) Beta Plant	Drawing	R7	ELEC-1 (TYP)	Vendor	Approval
1805	6007-PLN-AGE-67-31-6804	Utilities Area Water Treatment Lighting Layout (outdoor) Beta Plant	Drawing	R6	ELEC-1 (TYP)	Vendor	Approval
1806	6007-PLN-AGE-67-31-6806	Utilities Area Water Treatment Lighting Circuit Groups Beta Plant	Drawing	R3	ELEC-1 (TYP)	Vendor	Approval
1807	6007-PLN-AGE-67-31-6807	Utilities Area Water Treatment Lighting Circuit Groups Beta Plant	Drawing	R3	ELEC-1 (TYP)	Vendor	Approval
1808	6007-PLN-AGE-67-31-6808	Utilities Area Water Treatment Lighting Layout (Building) Beta Plant	Drawing	R1	ELEC-1 (TYP)	Vendor	Approval
1809	6007-PLN-AGE-67-31-6809	Utilities Area Water Treatment Lighting Layout (Building) Beta Plant	Drawing	R1	ELEC-1 (TYP)	Vendor	Approval
1810	6007-PLN-AGE-67-31-6810	Utilities Area WTA Emergeney Lighting Layout (Outdoor) Beta Plant	Drawing	R1	ELEC-1 (TYP)	Vendor	Approval
1811	6007-PLN-AGE-67-31-6813	Utilities Area WTA Emergeney Lighting Circuit Groups Beta Plant	Drawing	R1	ELEC-1 (TYP)	Vendor	Approval
1812	6007-PLN-AGE-67-31-6820	Utilities Area WTA Emergeney Lighting Circuit Groups Beta Plant	Drawing	R0	ELEC-1 (TYP)	Vendor	Approval
1813	6007-PLN-AGE-67-31-6814	Utilites Area WTA Emergency Lighting Circuit Groups Beta Plant	Drawing	R1	ELEC-1 (TYP)	Vendor	Approval
1814	Revision Memo	Revision memo_ELEC-1-18.04X1	Drawing	NA	ELEC-1 (TYP)	Vendor	Approval
1815	6007-PLN-AGE-21-33-5101	SG Grounding System Alpha Plant	Drawing	R4	ELEC-1 (TYP)	Vendor	Approval
1816	6007-PLN-AGE-21-33-9501	SG Grounding System Beta Plant	Drawing	R4	ELEC-1 (TYP)	Vendor	Approval
1817	6007-PLN-AGE-25-33-5321	Turbine/Condenser/Generator Grounding Plan Alpha Plant	Drawing	R4	ELEC-1 (TYP)	Vendor	Approval
1818	6007-PLN-AGE-25-33-9721	Turbine/Condenser/Generator Grounding Plan Beta Plant	Drawing	R4	ELEC-1 (TYP)	Vendor	Approval
1819	6007-PLN-AGE-58-33-3010	Alpha Centeral Plant HTF Underground Crossing Grounding Details	Drawing	R1	ELEC-1 (TYP)	Vendor	Approval
1820	6007-PLN-AGE-58-33-5201	Alpha Plan HTF Overflow Tank (A-MT-204B) Grounding Plan	Drawing	R3	ELEC-1 (TYP)	Vendor	Approval
1821	6007-PLN-AGE-58-33-5202	Alpha Plan HTF Overflow Tank (A-MT-204A) Grounding Plan	Drawing	R3	ELEC-1 (TYP)	Vendor	Approval
1822	6007-PLN-AGE-58-33-5205	Alpha Central Plant Expansion Vessel Grounding system	Drawing	R1	ELEC-1 (TYP)	Vendor	Approval
1823	6007-PLN-AGE-58-33-7201	Beta Plan HTF Overflow Tank (A-MT-204B) Grounding Plan	Drawing	R3	ELEC-1 (TYP)	Vendor	Approval
1824	6007-PLN-AGE-58-33-7202	Beta Plan HTF Overflow Tank (A-MT-204A) Grounding Plan	Drawing	R3	ELEC-1 (TYP)	Vendor	Approval
1825	6007-PLN-AGE-58-33-7205	Beta Central Plant Expansion Vessel Grounding system	Drawing	R1	ELEC-1 (TYP)	Vendor	Approval
1826	6007-PLN-AGE-67-33-5403	Water Treatment Grounding System Alpha Plant	Drawing	R2	ELEC-1 (TYP)	Vendor	Approval
1827	6007-PLN-AGE-67-33-9803	Water Treatment Grounding System Beta Plant	Drawing	R2	ELEC-1 (TYP)	Vendor	Approval
1828	6007-PLN-ATM-23-33-1001	Grounding Resistor Connection Detailed Plan	Drawing	R0	ELEC-1 (TYP)	Vendor	Approval
1829	6007-PLN-AGE-57-31-2011	Alpha Plant Solar Field LV & FO Cross Sectional Cables Trenching Details	Drawing	R4	ELEC-1 (TYP)	Vendor	Approval
1830	6007-PLN-AGE-57-31-2101	Alpha Plant Solar Field 101 LV & FO Cables Trenching Plan	Drawing	R6	ELEC-1 (TYP)	Vendor	Approval
1831	6007-PLN-AGE-57-31-2102	Alpha Plant Solar Field 102 LV & FO Cables Trenching Plan	Drawing	R5	ELEC-1 (TYP)	Vendor	Approval
1832	6007-PLN-AGE-57-31-2103	Alpha Plant Solar Field 103 LV & FO Cables Trenching Plan	Drawing	R6	ELEC-1 (TYP)	Vendor	Approval
1833	6007-PLN-AGE-57-31-2104	Alpha Plant Solar Field104 LV & FO Cables Trenching Plan	Drawing	R5	ELEC-1 (TYP)	Vendor	Approval
1834	6007-PLN-AGE-57-31-4101	Alpha Plant Solar Field101 MV & FO Cables Trenching Plan	Drawing	R2	ELEC-1 (TYP)	Vendor	Approval
1835	6007-PLN-AGE-57-31-4102	Alpha Plant Solar Field102 MV & FO Cables Trenching Plan	Drawing	R2	ELEC-1 (TYP)	Vendor	Approval
1836	6007-PLN-AGE-57-31-4103	Alpha Plant Solar Field 103 MV & FO Cables Trenching Plan	Drawing	R3	ELEC-1 (TYP)	Vendor	Approval
1837	6007-PLN-AGE-57-31-4104	Alpha Plant Solar Field104 MV & FO Cables Trenching Plan	Drawing	R3	ELEC-1 (TYP)	Vendor	Approval
1838	6007-PLN-AGE-57-31-4110	Alpha Plant Solar Field MV & FO Cables Trenching Details	Drawing	R2	ELEC-1 (TYP)	Vendor	Approval
1839	6007-PLN-AGE-57-31-6011	Beta Plant Solar Field LV & FO Cross Sectional Cables Trenching Details	Drawing	R6	ELEC-1 (TYP)	Vendor	Approval
1840	6007-PLN-AGE-57-31-6105	Beta Plant Solar Field 105 LV & FO Cables Trenching Plan	Drawing	R6	ELEC-1 (TYP)	Vendor	Approval
1841	6007-PLN-AGE-57-31-6106	Beta Plant Solar Field 106 LV & FO Cables Trenching Plan	Drawing	R5	ELEC-1 (TYP)	Vendor	Approval
1842	6007-PLN-AGE-57-31-6107	Beta Plant Solar Field 107 LV & FO Cables Trenching Plan	Drawing	R6	ELEC-1 (TYP)	Vendor	Approval
1843	6007-PLN-AGE-57-31-6108	Beta Plant Solar Field 108 LV & FO Cables Trenching Plan	Drawing	R5	ELEC-1 (TYP)	Vendor	Approval
1844	6007-PLN-AGE-57-31-6109	Beta Plant Solar Field 109 LV & FO Cables Trenching Plan	Drawing	R5	ELEC-1 (TYP)	Vendor	Approval
1845	6007-PLN-AGE-57-31-8105	Beta Plant Solar Field 105 MV & FO Cables Trenching Plan	Drawing	R3	ELEC-1 (TYP)	Vendor	Approval
1846	6007-PLN-AGE-57-31-8106	Beta Plant Solar Field 106 MV & FO Cables Trenching Plan	Drawing	R3	ELEC-1 (TYP)	Vendor	Approval
1847	6007-PLN-AGE-57-31-8107	Beta Plant Solar Field 107 MV & FO Cables Trenching Plan	Drawing	R6	ELEC-1 (TYP)	Vendor	Approval
1848	6007-PLN-AGE-57-31-8108	Beta Plant Solar Field 108 MV & FO Cables Trenching Plan	Drawing	R2	ELEC-1 (TYP)	Vendor	Approval
1849	6007-PLN-AGE-57-31-8109	Beta Plant Solar Field 109 MV & FO Cables Trenching Plan	Drawing	R5	ELEC-1 (TYP)	Vendor	Approval
1850	6007-PLN-AGE-57-31-8110	Beta Plant Solar Field MV & FO Cables Trenching Details	Drawing	R3	ELEC-1 (TYP)	Vendor	Approval
1851	Revision Memo	Revision memo_ELEC-1-5.00	Drawing	NA	ELEC-1 (TYP)	Vendor	Approval
1852	6007-PLN-ATP-27-23-P355	Alpha Electrical Panel UPSP-1308620 Building #22	Drawing	R0	ELEC-1 (TYP)	Vendor	Approval
1853	6007-PLN-ATP-27-23-P455	Beta Electrical Panel UPSP-1308620 Building #22	Drawing	R0	ELEC-1 (TYP)	Vendor	Approval
1854	6007-PLN-AGE-57-31-2301	Alpha Plant Solar Field 101 Detail For South-West Corner Loads Trenching	Drawing	R3	ELEC-1 (TYP)	Vendor	Approval
1855	6007-PLN-AGE-57-31-2302	Alpha Plant Solar Field 101 Detail For North-West Corner Loads Trenching	Drawing	R4	ELEC-1 (TYP)	Vendor	Approval
1856	6007-PLN-AGE-57-31-2303	Alpha Plant Solar Field 103 Detail For North-East Corner Loads Trenching	Drawing	R3	ELEC-1 (TYP)	Vendor	Approval
1857	6007-PLN-AGE-57-31-2304	Alpha Plant Solar Field 104 Detail For Sourth-East Corner Loads Trenching	Drawing	R3	ELEC-1 (TYP)	Vendor	Approval
1858	6007-PLN-AGE-57-31-2305	Alpha Plant Solar Field 102 Detail For North-East Corner Loads Trenching	Drawing	R2	ELEC-1 (TYP)	Vendor	Approval
1859	6007-PLN-AGE-57-31-2306	Alpha Plant Solar Field 102 Detail For South-East Corner Loads Trenching	Drawing	R2	ELEC-1 (TYP)	Vendor	Approval
1860	6007-PLN-AGE-57-31-2307	Alpha Plant Solar Field 103 Detail For North-West Corner Loads Trenching	Drawing	R2	ELEC-1 (TYP)	Vendor	Approval
1861	6007-PLN-AGE-57-31-2308	Alpha Plant Solar Field 103 Detail For North-East Corner Loads Trenching	Drawing	R2	ELEC-1 (TYP)	Vendor	Approval
1862	6007-PLN-AGE-57-31-2309	Alpha Plant Solar Field 103 Detail For South-West Corner Loads Trenching	Drawing	R2	ELEC-1 (TYP)	Vendor	Approval
1863	6007-PLN-AGE-57-31-3101	Alpha Plant. Solar Field 101 Trenching Plans For Electrical Substation	Drawing	1	ELEC-1 (TYP)	Vendor	Approval

Compliance No.: GEN-2
Job: Mojave Solar Project
Date: 07/08/2014
Description: Electrical Site Drawings List - Alpha&Beta

Line No.	Sheet No.	Description	Type of Document	Revision Number	Applicable Condition of Certification	Vendor Supplied or EOR	Reason for Submittal
1864	6007-PLN-AGE-57-31-3102	Alpha Plant. Solar Field 102 Trenching Plans For Electrical Substation	Drawing	R1	ELEC-1 (TYP)	Vendor	Approval
1865	6007-PLN-AGE-57-31-3103	Alpha Plant Solar Field 103 Trenching Plan For Electrical Bldg & Transformer Pad	Drawing	R1	ELEC-1 (TYP)	Vendor	Approval
1866	6007-PLN-AGE-57-31-3104	Alpha Plant Solar Field 104 Trenching Plan For Electrical Bldg & Transformer Pad	Drawing	R1	ELEC-1 (TYP)	Vendor	Approval
1867	6007-PLN-AGE-57-31-6301	Beta Plant Solar Field 105 Detail For North-West Corner Loads Trenching	Drawing	R3	ELEC-1 (TYP)	Vendor	Approval
1868	6007-PLN-AGE-57-31-6302	Beta Plant Solar Field 107 Detail For North-East Corner Loads Trenching	Drawing	R3	ELEC-1 (TYP)	Vendor	Approval
1869	6007-PLN-AGE-57-31-6303	Beta Plant Solar Field 109 Detail For South-East Corner Loads Trenching	Drawing	R4	ELEC-1 (TYP)	Vendor	Approval
1870	6007-PLN-AGE-57-31-6304	Beta Plant Solar Field 108 Detail For South-West Corner Loads Trenching	Drawing	3	ELEC-1 (TYP)	Vendor	Approval
1871	6007-PLN-AGE-57-31-6311	Beta Plant Solar Field 105 Detail For South-West Corner Loads Trenching	Drawing	R2	ELEC-1 (TYP)	Vendor	Approval
1872	6007-PLN-AGE-57-31-6312	Beta Plant Solar Field 105 Detail For South-East Corner Loads Trenching	Drawing	R2	ELEC-1 (TYP)	Vendor	Approval
1873	6007-PLN-AGE-57-31-6313	Beta Plant Solar Field 105 Detail For Noarth-East Corner Loads Trenching	Drawing	R2	ELEC-1 (TYP)	Vendor	Approval
1874	6007-PLN-AGE-57-31-6314	Beta Plant Solar Field 106 Detail For Noarth-West Corner Loads Trenching	Drawing	R3	ELEC-1 (TYP)	Vendor	Approval
1875	6007-PLN-AGE-57-31-7105	Beta Plant Solar Field 105 Cable Trenching Plan For Electrical Substations	Drawing	R1	ELEC-1 (TYP)	Vendor	Approval
1876	6007-PLN-AGE-57-31-7106	Beta Plant Solar Field 106 Cable Trenching Plan For Electrical Substations	Drawing	R1	ELEC-1 (TYP)	Vendor	Approval
1877	6007-PLN-AGE-57-31-7107	Beta Plant Solar Field 107 Cable Trenching Plan For Electrical Substations	Drawing	R1	ELEC-1 (TYP)	Vendor	Approval
1878	6007-PLN-AGE-57-31-7108	Beta Plant Solar Field 108 Cable Trenching Plan For Electrical Substations	Drawing	R1	ELEC-1 (TYP)	Vendor	Approval
1879	6007-PLN-AGE-57-31-7109	Beta Plant Solar Field 109 Cable Trenching Plan For Electrical Substations	Drawing	R1	ELEC-1 (TYP)	Vendor	Approval
1880	6007-PLN-AGE-57-31-8207-1	Beta Plant. Solar Field 107 Water Wells Area	Drawing	R4	ELEC-1 (TYP)	Vendor	Approval
1881	6007-PLN-AGE-57-31-8207-2	Beta Plant. Solar Field 107 Water Wells Area	Drawing	R5	ELEC-1 (TYP)	Vendor	Approval
1882	6007-PLN-AGE-57-31-8207-3	Beta Plant. Solar Field 106 Water Wells Beta #4 Area	Drawing	R2	ELEC-1 (TYP)	Vendor	Approval
1883	6007-PLN-AGE-18-52-R101	Electrical Layout Alpha Site Building #22 Main Electrical Station	Drawing	10	ELEC-1 (TYP)	Vendor	Approval
1884	6007-PLN-AGE-18-52-R102	Electrical Layout AlphaSite Buillding #27 HTF Station	Drawing	12	ELEC-1 (TYP)	Vendor	Approval
1885	6007-PLN-AGE-18-52-R103	Electrical Layout Alpha Site Buillding #26 Cooling Tower Station	Drawing	9	ELEC-1 (TYP)	Vendor	Approval
1886	6007-PLN-AGE-18-52-R201	Electrical Layout Beta Site Buillding #22 Main Electrical Station	Drawing	10	ELEC-1 (TYP)	Vendor	Approval
1887	6007-PLN-AGE-18-52-R202	Electrical Layout Beta Site Building #27 HTF Station	Drawing	12	ELEC-1 (TYP)	Vendor	Approval
1888	6007-PLN-AGE-18-52-R203	Electrical Layout Beta Building #26 Cooling Tower Station	Drawing	9	ELEC-1 (TYP)	Vendor	Approval
1889	6007-PLN-AGE-21-36-5121	SG Lightning Protection System Alpha Plant	Drawing	R5	ELEC-1 (TYP)	Vendor	Approval
1890	6007-PLN-AGE-21-36-5122	SG Lightning Protection System Alpha Plant	Drawing	R4	ELEC-1 (TYP)	Vendor	Approval
1891	6007-PLN-AGE-21-36-5123	SG Lightning Protection System Alpha Plant	Drawing	R4	ELEC-1 (TYP)	Vendor	Approval
1892	6007-PLN-AGE-21-36-9521	SG Lightning Protection System Beta Plant	Drawing	R5	ELEC-1 (TYP)	Vendor	Approval
1893	6007-PLN-AGE-21-36-9522	SG Lightning Protection System Beta Plant	Drawing	R4	ELEC-1 (TYP)	Vendor	Approval
1894	6007-PLN-AGE-21-36-9523	SG Lightning Protection System Beta Plant	Drawing	R4	ELEC-1 (TYP)	Vendor	Approval
1895	6007-PLN-AGE-25-36-5341	Power Block Lightning Protection System Alpha Plant	Drawing	R6	ELEC-1 (TYP)	Vendor	Approval
1896	6007-PLN-AGE-25-36-5342	Power Block Lightning Protection System Alpha Plant	Drawing	R5	ELEC-1 (TYP)	Vendor	Approval
1897	6007-PLN-AGE-25-36-5343	Power Block Lightning Protection System Alpha Plant	Drawing	R5	ELEC-1 (TYP)	Vendor	Approval
1899	6007-PLN-AGE-25-36-5345	Power Block Lightning Protection System Alpha Plant	Drawing	R6	ELEC-1 (TYP)	Vendor	Approval
1900	6007-PLN-AGE-25-36-9731	Power Block Lightning Protection System Beta Plant	Drawing	R6	ELEC-1 (TYP)	Vendor	Approval
1901	6007-PLN-AGE-25-36-9732	Power Block Lightning Protection System Beta Plant	Drawing	R5	ELEC-1 (TYP)	Vendor	Approval
1902	6007-PLN-AGE-25-36-9733	Power Block Lightning Protection System Beta Plant	Drawing	R5	ELEC-1 (TYP)	Vendor	Approval
1903	6007-PLN-AGE-25-36-9735	Power Block Lightning Protection System Beta Plant	Drawing	R6	ELEC-1 (TYP)	Vendor	Approval
1904	6007-PLN-AGE-58-36-5221-1	Alpha Plant HTF Area Lightning Protection Plan	Drawing	R4	ELEC-1 (TYP)	Vendor	Approval
1905	6007-PLN-AGE-58-36-5221-2	Alpha Plant HTF Area Lightning Protection Plan	Drawing	R4	ELEC-1 (TYP)	Vendor	Approval
1906	6007-PLN-AGE-58-36-5221-3	Alpha Plant HTF Area Lightning Protection Plan	Drawing	R4	ELEC-1 (TYP)	Vendor	Approval
1907	6007-PLN-AGE-58-36-5221-4	Alpha Plant HTF Area Lightning Protection Plan	Drawing	R4	ELEC-1 (TYP)	Vendor	Approval
1908	6007-PLN-AGE-58-36-9621-1	Beta Plant HTF Area Lightning Protection Plan	Drawing	R4	ELEC-1 (TYP)	Vendor	Approval
1909	6007-PLN-AGE-58-36-9621-2	Beta Plant HTF Area Lightning Protection Plan	Drawing	R4	ELEC-1 (TYP)	Vendor	Approval
1910	6007-PLN-AGE-58-36-9621-3	Beta Plant HTF Area Lightning Protection Plan	Drawing	R4	ELEC-1 (TYP)	Vendor	Approval
1911	6007-PLN-AGE-58-36-9621-4	Beta Plant HTF Area Lightning Protection Plan	Drawing	R4	ELEC-1 (TYP)	Vendor	Approval
1912	6007-PLN-AGE-67-36-5442	Utilities-lightning Protection Plan Building 26 Alpha Plant	Drawing	R3	ELEC-1 (TYP)	Vendor	Approval
1913	6007-PLN-AGE-67-36-5445	Water Treatment Plant Lightning Protection System Alpha Plant	Drawing	R3	ELEC-1 (TYP)	Vendor	Approval
1914	6007-PLN-AGE-67-36-5446	Water Treatment Plant Lightning Protection System Alpha Plant	Drawing	R3	ELEC-1 (TYP)	Vendor	Approval
1915	6007-PLN-AGE-67-36-5447	Utilities-lightning Protection Plan Building 26 Alpha Plant	Drawing	R1	ELEC-1 (TYP)	Vendor	Approval
1916	6007-PLN-AGE-67-36-9842	Utilities-lightning Protection Plan Building 26 Beta Plant	Drawing	R3	ELEC-1 (TYP)	Vendor	Approval
1917	6007-PLN-AGE-67-36-9845	Water Treatment Plant Lightning Protection System Beta Plant	Drawing	R3	ELEC-1 (TYP)	Vendor	Approval
1918	6007-PLN-AGE-67-36-9846	Water Treatment Plant Lightning Protection System Beta Plant	Drawing	R3	ELEC-1 (TYP)	Vendor	Approval
1919	6007-PLN-AGE-67-36-9847	Utilities-lightning Protection Plan Building 26 Beta Plant	Drawing	R1	ELEC-1 (TYP)	Vendor	Approval
1920	6007-PLN-AGE-18-52-R101	Electrical Layout Alpha Site Building #22 Main Electrical Station	27/3/14	10	ELEC-1 (TYP)	Vendor	Approval
1921	6007-PLN-AGE-18-52-R102	Electrical Layout AlphaSite Buillding #27 HTF Station	27/3/14	12	ELEC-1 (TYP)	Vendor	Approval
1922	6007-PLN-AGE-18-52-R103	Electrical Layout Alpha Site Buillding #26 Cooling Tower Station	27/3/14	9	ELEC-1 (TYP)	Vendor	Approval
1923	6007-PLN-AGE-18-52-R201	Electrical Layout Beta Site Buillding #22 Main Electrical Station	27/3/14	10	ELEC-1 (TYP)	Vendor	Approval
1924	6007-PLN-AGE-18-52-R202	Electrical Layout Beta Site Building #27 HTF Station	27/3/14	12	ELEC-1 (TYP)	Vendor	Approval
1925	6007-PLN-AGE-18-52-R203	Electrical Layout Beta Building #26 Cooling Tower Station	27/3/14	9	ELEC-1 (TYP)	Vendor	Approval
1926	6007-PLN-AGE-21-36-5121	SG Lightning Protection System Alpha Plant	6/8/13	R5	ELEC-1 (TYP)	Vendor	Approval
1927	6007-PLN-AGE-21-36-5122	SG Lightning Protection System Alpha Plant	6/8/13	R4	ELEC-1 (TYP)	Vendor	Approval
1928	6007-PLN-AGE-21-36-5123	SG Lightning Protection System Alpha Plant	6/8/13	R4	ELEC-1 (TYP)	Vendor	Approval
1929	6007-PLN-AGE-21-36-9521	SG Lightning Protection System Beta Plant	6/8/13	R5	ELEC-1 (TYP)	Vendor	Approval
1930	6007-PLN-AGE-21-36-9522	SG Lightning Protection System Beta Plant	6/8/13	R4	ELEC-1 (TYP)	Vendor	Approval
1931	6007-PLN-AGE-21-36-9523	SG Lightning Protection System Beta Plant	6/8/13	R4	ELEC-1 (TYP)	Vendor	Approval
1932	6007-PLN-AGE-25-36-5341	Power Block Lightning Protection System Alpha Plant	2/8/13	R6	ELEC-1 (TYP)	Vendor	Approval
1933	6007-PLN-AGE-25-36-5342	Power Block Lightning Protection System Alpha Plant	2/8/13	R5	ELEC-1 (TYP)	Vendor	Approval
1934	6007-PLN-AGE-25-36-5343	Power Block Lightning Protection System Alpha Plant	2/8/13	R5	ELEC-1 (TYP)	Vendor	Approval
1935	6007-PLN-AGE-25-36-5345	Power Block Lightning Protection System Alpha Plant	2/8/13	R6	ELEC-1 (TYP)	Vendor	Approval
1936	6007-PLN-AGE-25-36-9731	Power Block Lightning Protection System Beta Plant	2/8/13	R6	ELEC-1 (TYP)	Vendor	Approval
1937	6007-PLN-AGE-25-36-9732	Power Block Lightning Protection System Beta Plant	2/8/13	R5	ELEC-1 (TYP)	Vendor	Approval
1938	6007-PLN-AGE-25-36-9733	Power Block Lightning Protection System Beta Plant	2/8/13	R5	ELEC-1 (TYP)	Vendor	Approval
1939	6007-PLN-AGE-25-36-9735	Power Block Lightning Protection System Beta Plant	2/8/13	R6	ELEC-1 (TYP)	Vendor	Approval
1940	6007-PLN-AGE-58-36-5221-1	Alpha Plant HTF Area Lightning Protection Plan	2/8/14	R4	ELEC-1 (TYP)	Vendor	Approval
1941	6007-PLN-AGE-58-36-5221-2	Alpha Plant HTF Area Lightning Protection Plan	2/8/14	R4	ELEC-1 (TYP)	Vendor	Approval
1942	6007-PLN-AGE-58-36-5221-3	Alpha Plant HTF Area Lightning Protection Plan	2/8/14	R4	ELEC-1 (TYP)	Vendor	Approval
1943	6007-PLN-AGE-58-36-5221-4	Alpha Plant HTF Area Lightning Protection Plan	8/8/14	R4	ELEC-1 (TYP)	Vendor	Approval
1944	6007-PLN-AGE-58-36-9621-1	Beta Plant HTF Area Lightning Protection Plan	2/8/14	R4	ELEC-1 (TYP)	Vendor	Approval
1945	6007-PLN-AGE-58-36-9621-2	Beta Plant HTF Area Lightning Protection Plan	2/8/14	R4	ELEC-1 (TYP)	Vendor	Approval
1946	6007-PLN-AGE-58-36-9621-3	Beta Plant HTF Area Lightning Protection Plan	8/8/13	R4	ELEC-1 (TYP)	Vendor	Approval
1947	6007-PLN-AGE-58-36-9621-4	Beta Plant HTF Area Lightning Protection Plan	2/8/14	R4	ELEC-1 (TYP)	Vendor	Approval
1948	6007-PLN-AGE-67-36-5442	Utilities-lightning Protection Plan Building 26 Alpha Plant	2/8/14	R3	ELEC-1 (TYP)	Vendor	Approval
1949	6007-PLN-AGE-67-36-5445	Water Treatment Plant Lightning Protection System Alpha Plant	2/8/14	R3	ELEC-1 (TYP)	Vendor	Approval
1950	6007-PLN-AGE-67-36-5446	Water Treatment Plant Lightning Protection System Alpha Plant	2/8/14	R3	ELEC-1 (TYP)	Vendor	Approval
1951	6007-PLN-AGE-67-36-5447	Utilities-lightning Protection Plan Building 26 Alpha Plant	2/8/14	R1	ELEC-1 (TYP)	Vendor	Approval
1952	6007-PLN-AGE-67-36-9842	Utilities-lightning Protection Plan Building 26 Beta Plant	2/8/14	R3	ELEC-1 (TYP)	Vendor	Approval
1953	6007-PLN-AGE-67-36-9845	Water Treatment Plant Lightning Protection System Beta Plant	2/8/14	R3	ELEC-1 (TYP)	Vendor	Approval
1954	6007-PLN-AGE-67-36-9846	Water Treatment Plant Lightning Protection System Beta Plant	2/8/14	R3	ELEC-1 (TYP)	Vendor	Approval
1955	6007-PLN-AGE-67-36-9847	Utilities-lightning Protection Plan Building 26 Beta Plant	2/8/14	R1	ELEC-1 (TYP)	Vendor	Approval
1956	6007-PLN-AGE-57-31-2301	Alpha Plant Solar Field 101 Detail For South-West Corner Loads Trenching	11/12/13	R3	ELEC-1 (TYP)	Vendor	Approval
1957	6007-PLN-AGE-57-31-2302	Alpha Plant Solar Field 101 Detail For North-West Corner Loads Trenching	11/12/13	R4	ELEC-1 (TYP)	Vendor	Approval
1958	6007-PLN-AGE-57-31-2303	Alpha Plant Solar Field 103 Detail For North-East Corner Loads Trenching	11/12/13	R3	ELEC-1 (TYP)	Vendor	Approval
1959	6007-PLN-AGE-57-31-2304	Alpha Plant Solar Field 104 Detail For Sourth-East Corner Loads Trenching	11/12/13	R3	ELEC-1 (TYP)	Vendor	Approval
1960	6007-PLN-AGE-57-31-2305	Alpha Plant Solar Field 102 Detail For North-East Corner Loads Trenching	11/12/13	R2	ELEC-1 (TYP)	Vendor	Approval
1961	6007-PLN-AGE-57-31-2306	Alpha Plant Solar Field 102 Detail For South-East Corner Loads Trenching	11/12/13	R2	ELEC-1 (TYP)	Vendor	Approval
1962	6007-PLN-AGE-57-31-2307	Alpha Plant Solar Field 103 Detail For North-West Corner Loads Trenching	11/12/13	R2	ELEC-1 (TYP)	Vendor	Approval
1963	6007-PLN-AGE-57-31-2308	Alpha Plant Solar Field 103 Detail For North-East Corner Loads Trenching	11/12/13	R2	ELEC-1 (TYP)	Vendor	Approval
1964	6007-PLN-AGE-57-31-2309	Alpha Plant Solar Field 103 Detail For South-West Corner Loads Trenching	11/12/13	R2	ELEC-1 (TYP)	Vendor	Approval
1965	6007-PLN-AGE-57-31-3101	Alpha Plant. Solar Field 101 Trenching Plans For Electrical Substation	23/4/14	1	ELEC-1 (TYP)	Vendor	Approval
1966	6007-PLN-AGE-57-31-3102	Alpha Plant. Solar Field 102 Trenching Plans For Electrical Substation	23/4/14	R1	ELEC-1 (TYP)	Vendor	Approval
1967	6007-PLN-AGE-57-31-3103	Alpha Plant Solar Field 103 Trenching Plan For Electrical Bldg & Transformer Pad	23/4/14	R1	ELEC-1 (TYP)	Vendor	Approval
1968	6007-PLN-AGE-57-31-3104	Alpha Plant Solar Field 104 Trenching Plan For Electrical Bldg & Transformer Pad	23/4/14	R1	ELEC-1 (TYP)	Vendor	Approval
1969	6007-PLN-AGE-57-31-6301	Beta Plant Solar Field 105 Detail For North-West Corner Loads Trenching	31/1/14	R3	ELEC-1 (TYP)	Vendor	Approval
1970	6007-PLN-AGE-57-31-6302	Beta Plant Solar Field 107 Detail For North-East Corner Loads Trenching	31/1/14	R3	ELEC-1 (TYP)	Vendor	Approval
1971	6007-PLN-AGE-57-31-6303	Beta Plant Solar Field 109 Detail For South-East Corner Loads Trenching	31/1/14	R4	ELEC-1 (TYP)	Vendor	Approval
1972	6007-PLN-AGE-57-31-6304	Beta Plant Solar Field 108 Detail For South-West Corner Loads Trenching	31/1/14	3	ELEC-1 (TYP)	Vendor	Approval
1973	6007-PLN-AGE-57-31-6311	Beta Plant Solar Field 105 Detail For South-West Corner Loads Trenching	31/1/14	R2	ELEC-1 (TYP)	Vendor	Approval
1974	6007-PLN-AGE-57-31-6312	Beta Plant Solar Field 105 Detail For South-East Corner Loads Trenching	31/1/14	R2	ELEC-1 (TYP)	Vendor	Approval
1975	6007-PLN-AGE-57-31-6313	Beta Plant Solar Field 105 Detail For Noarth-East Corner Loads Trenching	31/1/14	R2	ELEC-1 (TYP)	Vendor	Approval
1976	6007-PLN-AGE-57-31-6314	Beta Plant Solar Field 106 Detail For Noarth-West Corner Loads Trenching	31/1/14	R3	ELEC-1 (TYP)	Vendor	Approval
1977	6007-PLN-AGE-57-31-7105	Beta Plant Solar Field 105 Cable Trenching Plan For Electrical Substations	23/4/14	R1	ELEC-1 (TYP)	Vendor	Approval
1978	6007-PLN-AGE-57-31-7106	Beta Plant Solar Field 106 Cable Trenching Plan For Electrical Substations	23/4/14	R1	ELEC-1 (TYP)	Vendor	Approval
1979	6007-PLN-AGE-57-31-7107	Beta Plant Solar Field 107 Cable Trenching Plan For Electrical Substations	23/4/14	R1	ELEC-1 (TYP)	Vendor	Approval
1980	6007-PLN-AGE-57-31-7108	Beta Plant Solar Field 108 Cable Trenching Plan For Electrical Substations	23/4/14	R1	ELEC-1 (TYP)	Vendor	Approval
1981	6007-PLN-AGE-57-31-7109	Beta Plant Solar Field 109 Cable Trenching Plan For Electrical Substations	23/4/14	R1	ELEC-1 (TYP)	Vendor	Approval
1982	6007-PLN-AGE-57-31-8207-1	Beta Plant. Solar Field 107 Water Wells Area	24/1/14	R4	ELEC-1 (TYP)	Vendor	Approval

Compliance No.: GEN-2
Job: Mojave Solar Project
Date: 07/08/2014
Description: Electrical Site Drawings List - Alpha&Beta

Line No.	Sheet No.	Description	Type of Document	Revision Number	Applicable Condition of Certification	Vendor Supplied or EOR	Reason for Submittal
1983	6007-PLN-AGE-57-31-8207-2	Beta Plant. Solar Field 107 Water Wells Area	31/1/14	R5	ELEC-1 (TYP)	Vendor	Approval
1984	6007-PLN-AGE-57-31-8207-3	Beta Plant. Solar Field 106 Water Wells Beta #4 Area	31/1/14	R2	ELEC-1 (TYP)	Vendor	Approval
1985	6007-PLN-CHR-27-00-465-SHT 1	HEAT TRACE POWER DIST. ONE LINE CIRCUIT DRAWINGS. ALPHA PLANT	28/2/14	0	ELEC-1 (TYP)	Vendor	Approval
1986	6007-PLN-CHR-27-00-465-SHT 2	HEAT TRACE POWER DIST. ONE LINE CIRCUIT DRAWINGS. BETA PLANT	27/2/14	0	ELEC-1 (TYP)	Vendor	Approval
1987	6007-PLN-CHR-27-21-0468-SHT 1	6007-ITAS-A-1-HEAT TRACE CIRCUITS. ONE LINE	28/2/14	1	ELEC-1 (TYP)	Vendor	Approval
1988	6007-PLN-CHR-27-21-0468-SHT 2	6007-ITAS-A-1-HEAT TRACE CIRCUITS. ONE LINE	28/2/14	0	ELEC-1 (TYP)	Vendor	Approval
1989	6007-PLN-CHR-27-21-0468-SHT 3	6007-ITAS-A-1-HEAT TRACE CIRCUITS. ONE LINE	28/2/14	1	ELEC-1 (TYP)	Vendor	Approval
1990	6007-PLN-CHR-27-21-0468-SHT 4	6007-ITAS-A-1-HEAT TRACE CIRCUITS. ONE LINE	28/2/14	0	ELEC-1 (TYP)	Vendor	Approval
1991	6007-PLN-CHR-27-21-0469-SHT 1	6007-ITAS-A-2-HEAT TRACE CIRCUITS. ONE LINE	28/2/14	0	ELEC-1 (TYP)	Vendor	Approval
1992	6007-PLN-CHR-27-21-0469-SHT 2	6007-ITAS-A-2-HEAT TRACE CIRCUITS. ONE LINE	28/2/14	0	ELEC-1 (TYP)	Vendor	Approval
1993	6007-PLN-CHR-27-21-0469-SHT 3	6007-ITAS-A-2-HEAT TRACE CIRCUITS. ONE LINE	28/2/14	0	ELEC-1 (TYP)	Vendor	Approval
1994	6007-PLN-CHR-27-21-0469-SHT 4	6007-ITAS-A-2-HEAT TRACE CIRCUITS. ONE LINE	28/2/14	0	ELEC-1 (TYP)	Vendor	Approval
1995	6007-PLN-CHR-27-21-0470-SHT 1	6007-ITAS-B-1-HEAT TRACE CIRCUITS. ONE LINE	28/2/14	1	ELEC-1 (TYP)	Vendor	Approval
1996	6007-PLN-CHR-27-21-0470-SHT 2	6007-ITAS-B-1-HEAT TRACE CIRCUITS. ONE LINE	28/2/14	0	ELEC-1 (TYP)	Vendor	Approval
1997	6007-PLN-CHR-27-21-0470-SHT 3	6007-ITAS-B-1-HEAT TRACE CIRCUITS. ONE LINE	28/2/14	1	ELEC-1 (TYP)	Vendor	Approval
1998	6007-PLN-CHR-27-21-0470-SHT 4	6007-ITAS-B-1-HEAT TRACE CIRCUITS. ONE LINE	28/2/14	0	ELEC-1 (TYP)	Vendor	Approval
1999	6007-PLN-CHR-27-21-0471-SHT 1	6007-ITAS-B-2-HEAT TRACE CIRCUITS. ONE LINE	28/2/14	0	ELEC-1 (TYP)	Vendor	Approval
2000	6007-PLN-CHR-27-21-0471-SHT 2	6007-ITAS-B-2-HEAT TRACE CIRCUITS. ONE LINE	28/2/14	0	ELEC-1 (TYP)	Vendor	Approval
2001	6007-PLN-CHR-27-21-0471-SHT 3	6007-ITAS-B-2-HEAT TRACE CIRCUITS. ONE LINE	28/2/14	0	ELEC-1 (TYP)	Vendor	Approval
2002	6007-PLN-CHR-27-21-0471-SHT 4	6007-ITAS-B-2-HEAT TRACE CIRCUITS. ONE LINE	28/2/14	0	ELEC-1 (TYP)	Vendor	Approval
2003	6007-PLN-CHR-27-21-0472-SHT 1	6007-ITLS-A-1-HEAT TRACE CIRCUITS. ONE LINE	28/2/14	0	ELEC-1 (TYP)	Vendor	Approval
2004	6007-PLN-CHR-27-21-0472-SHT 2	6007-ITLS-A-1-HEAT TRACE CIRCUITS. ONE LINE	28/2/14	0	ELEC-1 (TYP)	Vendor	Approval
2005	6007-PLN-CHR-27-21-0472-SHT 3	6007-ITLS-A-1-HEAT TRACE CIRCUITS. ONE LINE	28/2/14	0	ELEC-1 (TYP)	Vendor	Approval
2006	6007-PLN-CHR-27-21-0472-SHT 4	6007-ITLS-A-1-HEAT TRACE CIRCUITS. ONE LINE	28/2/14	0	ELEC-1 (TYP)	Vendor	Approval
2007	6007-PLN-CHR-27-21-0473-SHT 1	6007-ITLS-A-2-HEAT TRACE CIRCUITS. ONE LINE	28/2/14	0	ELEC-1 (TYP)	Vendor	Approval
2008	6007-PLN-CHR-27-21-0473-SHT 2	6007-ITLS-A-2-HEAT TRACE CIRCUITS. ONE LINE	28/2/14	0	ELEC-1 (TYP)	Vendor	Approval
2009	6007-PLN-CHR-27-21-0473-SHT 3	6007-ITLS-A-2-HEAT TRACE CIRCUITS. ONE LINE	28/2/14	0	ELEC-1 (TYP)	Vendor	Approval
2010	6007-PLN-CHR-27-21-0473-SHT 4	6007-ITLS-A-2-HEAT TRACE CIRCUITS. ONE LINE	28/2/14	0	ELEC-1 (TYP)	Vendor	Approval
2011	6007-PLN-CHR-27-21-0475-SHT 1	6007-ITLS-A-4-HEAT TRACE CIRCUITS. ONE LINE	28/2/14	0	ELEC-1 (TYP)	Vendor	Approval
2012	6007-PLN-CHR-27-21-0475-SHT 2	6007-ITLS-A-4-HEAT TRACE CIRCUITS. ONE LINE	28/2/14	0	ELEC-1 (TYP)	Vendor	Approval
2013	6007-PLN-CHR-27-21-0475-SHT 3	6007-ITLS-A-4-HEAT TRACE CIRCUITS. ONE LINE	28/2/14	0	ELEC-1 (TYP)	Vendor	Approval
2014	6007-PLN-CHR-27-21-0475-SHT 3	6007-ITLS-A-4-HEAT TRACE CIRCUITS. ONE LINE	28/2/14	0	ELEC-1 (TYP)	Vendor	Approval
2015	6007-PLN-CHR-27-21-0476-SHT 1	6007-ITLS-B-1-HEAT TRACE CIRCUITS. ONE LINE	28/2/14	0	ELEC-1 (TYP)	Vendor	Approval
2016	6007-PLN-CHR-27-21-0476-SHT 2	6007-ITLS-B-1-HEAT TRACE CIRCUITS. ONE LINE	28/2/14	0	ELEC-1 (TYP)	Vendor	Approval
2017	6007-PLN-CHR-27-21-0476-SHT 3	6007-ITLS-B-1-HEAT TRACE CIRCUITS. ONE LINE	28/2/14	0	ELEC-1 (TYP)	Vendor	Approval
2018	6007-PLN-CHR-27-21-0476-SHT 4	6007-ITLS-B-1-HEAT TRACE CIRCUITS. ONE LINE	28/2/14	0	ELEC-1 (TYP)	Vendor	Approval
2019	6007-PLN-CHR-27-21-0477-SHT 1	6007-ITLS-B-2-HEAT TRACE CIRCUITS. ONE LINE	28/2/14	0	ELEC-1 (TYP)	Vendor	Approval
2020	6007-PLN-CHR-27-21-0477-SHT 2	6007-ITLS-B-2-HEAT TRACE CIRCUITS. ONE LINE	28/2/14	0	ELEC-1 (TYP)	Vendor	Approval
2021	6007-PLN-CHR-27-21-0477-SHT 3	6007-ITLS-B-2-HEAT TRACE CIRCUITS. ONE LINE	28/2/14	0	ELEC-1 (TYP)	Vendor	Approval
2022	6007-PLN-CHR-27-21-0477-SHT 4	6007-ITLS-B-2-HEAT TRACE CIRCUITS. ONE LINE	28/2/14	0	ELEC-1 (TYP)	Vendor	Approval
2023	6007-PLN-CHR-27-21-0478-SHT 1	6007-ITLS-B-3-HEAT TRACE CIRCUITS. ONE LINE	3/2/14	0	ELEC-1 (TYP)	Vendor	Approval
2024	6007-PLN-CHR-27-21-0478-SHT 2	6007-ITLS-B-3-HEAT TRACE CIRCUITS. ONE LINE	3/2/14	0	ELEC-1 (TYP)	Vendor	Approval
2025	6007-PLN-CHR-27-21-0478-SHT 3	6007-ITLS-B-3-HEAT TRACE CIRCUITS. ONE LINE	3/2/14	0	ELEC-1 (TYP)	Vendor	Approval
2026	6007-PLN-CHR-27-21-0478-SHT 4	6007-ITLS-B-3-HEAT TRACE CIRCUITS. ONE LINE	3/2/14	0	ELEC-1 (TYP)	Vendor	Approval
2027	6007-PLN-CHR-27-21-0479-SHT 4	6007-ITLS-B-4-HEAT TRACE CIRCUITS. ONE LINE	3/2/14	1	ELEC-1 (TYP)	Vendor	Approval
2028	6007-PLN-CHR-27-21-0479-SHT 2	6007-ITLS-B-4-HEAT TRACE CIRCUITS. ONE LINE	3/2/14	0	ELEC-1 (TYP)	Vendor	Approval
2029	6007-PLN-CHR-27-21-0479-SHT 3	6007-ITLS-B-4-HEAT TRACE CIRCUITS. ONE LINE	3/2/14	1	ELEC-1 (TYP)	Vendor	Approval
2030	6007-PLN-CHR-27-21-0479-SHT 4	6007-ITLS-B-4-HEAT TRACE CIRCUITS. ONE LINE	3/2/14	0	ELEC-1 (TYP)	Vendor	Approval
2031	Revision Memo	Revision memo_ELEC-1-18.04X1	NA	NA	ELEC-1 (TYP)	Vendor	Approval
2032	6007-CAL-AGE-43-40-0002	Lighting Calculation for Water treatment plant	27/3/14	R3	ELEC-1 (TYP)	Vendor	Approval
2033	6007-PLN-AGE-57-40-0110	Solar Field Typical Corner Loads Lighting Pole	10/4/14	4	ELEC-1 (TYP)	Vendor	Approval
2034	6007-PLN-AGE-57-40-0111	Solar Field Typical Corner Loads CCTV Camera & Lighting Pole Details	10/4/14	5	ELEC-1 (TYP)	Vendor	Approval
2035	6007-PLN-AGE-57-40-0112	Solar Field TV Camera Pole Details	10/4/14	1	ELEC-1 (TYP)	Vendor	Approval
2036	6007-CAL-AGE-00-34-2041	Low Voltage Power Cable Sizing in Central Plant (Alpha Plant)	8/5/14	9	ELEC-1 (TYP)	Vendor	Approval
2037	6007-CAL-AGE-00-34-5041	Low Voltage Power Cable Sizing in Central Plant (Beta Plant)	8/5/14	9	ELEC-1 (TYP)	Vendor	Approval
2038	6007-PLN-AGE-57-33-2301	Alpha SF 101 Details For South-West Corner Loads Grounding	18/4/14	R5	ELEC-1 (TYP)	Vendor	Approval
2039	6007-PLN-AGE-57-33-2302	Alpha SF 101 Details For North-West Corner Loads Grounding	18/4/14	R5	ELEC-1 (TYP)	Vendor	Approval
2040	6007-PLN-AGE-57-33-2303	Alpha SF 103 Details For North-East Corner Loads Grounding	18/4/14	R5	ELEC-1 (TYP)	Vendor	Approval
2041	6007-PLN-AGE-57-33-2304	Alpha SF 104 Details For South-East Corner Loads Grounding	18/4/14	R5	ELEC-1 (TYP)	Vendor	Approval
2042	6007-PLN-AGE-57-33-2305	Alpha SF 102 Detail for North East Corner Loads Grounding	18/4/14	R3	ELEC-1 (TYP)	Vendor	Approval
2043	6007-PLN-AGE-57-33-2306	Alpha SF 102 Detail for South East Corner Loads Grounding	18/4/14	R3	ELEC-1 (TYP)	Vendor	Approval
2044	6007-PLN-AGE-57-33-2307	Alpha SF 103 Detail for North West Corner Loads Grounding	18/4/14	R3	ELEC-1 (TYP)	Vendor	Approval
2045	6007-PLN-AGE-57-33-2308	Alpha SF 104 Detail for North East Corner Loads Grounding	18/4/14	R3	ELEC-1 (TYP)	Vendor	Approval
2046	6007-PLN-AGE-57-33-2309	Alpha SF 103 Detail for South West Corner Loads Grounding	18/4/14	R3	ELEC-1 (TYP)	Vendor	Approval
2047	6007-PLN-AGE-57-33-6301	Beta SF 105 Details For North-West Corner Loads Grounding	18/4/14	R5	ELEC-1 (TYP)	Vendor	Approval
2048	6007-PLN-AGE-57-33-6302	Beta SF 107 Details For North-East Corner Loads Grounding	18/4/14	R5	ELEC-1 (TYP)	Vendor	Approval
2049	6007-PLN-AGE-57-33-6303	Beta SF 109 Details For South-Easst Corner Loads Grounding	18/4/14	R5	ELEC-1 (TYP)	Vendor	Approval
2050	6007-PLN-AGE-57-33-6304	Beta SF 108 Details For South-West Corner Loads Grounding	18/4/14	R5	ELEC-1 (TYP)	Vendor	Approval
2051	6007-PLN-AGE-57-33-6311	Beta SF 105 Details For South-West Corner Loads Grounding	18/4/14	R3	ELEC-1 (TYP)	Vendor	Approval
2052	6007-PLN-AGE-57-33-6312	Beta SF 105 Details For South-East Corner Loads Grounding	18/4/14	R3	ELEC-1 (TYP)	Vendor	Approval
2053	6007-PLN-AGE-57-33-6313	Beta SF 105 Details For North-East Corner Loads Grounding	18/4/14	R3	ELEC-1 (TYP)	Vendor	Approval
2054	6007-PLN-AGE-57-33-6314	Beta SF 105 Details For North-West Corner Loads Grounding	18/4/14	R3	ELEC-1 (TYP)	Vendor	Approval
2055	6007-PLN-AGE-18-52-R202	Electrical Layout Beta Bldg #27 HTF Station	28/4/14	13	ELEC-1 (TYP)	Vendor	Approval
2056	6007-PLN-AGE-57-40-0110	Solar Field Typical Corner Loads Lighting Pole	10/4/14	4	ELEC-1 (TYP)	Vendor	Approval
2057	6007-PLN-AGE-57-40-0111	Solar Field Typical Corner Loads CCTV Camera & Lighting Pole Details	10/4/14	5	ELEC-1 (TYP)	Vendor	Approval
2058	6007-PLN-AGE-57-40-0112	Solar Field TV Camera Pole Details	10/4/14	1	ELEC-1 (TYP)	Vendor	Approval
2059	6007-ESP-AGE-00-32-C110	Engineering Standards and PracticesSpecification ForElectrical ConstructionSolar Field Direct Buried Cable	2/5/14	2	ELEC-1 (TYP)	Vendor	Approval
2060	6007-ESP -AGE-00-34-E0309C	Specification ForLow voltage cables in Solar Field	17/7/12	2	ELEC-1 (TYP)	Vendor	Approval
2061	6007-ESP-AGE-00-34-E0310C	Specification ForMedium voltage cables in Solar Field	17/7/12	3	ELEC-1 (TYP)	Vendor	Approval
2062	6007-ESP-AGE-00-35-0002	Engineering SpecificationAlpha & Beta PlantsCommunicationsCable	23/8/13	2	ELEC-1 (TYP)	Vendor	Approval
2063	6007-ESP-ATP-00-31-C150	Engineering Standards and PracticesSpecification ForElectrical ConstructionInsulation Resistance Testing	3/6/11	2	ELEC-1 (TYP)	Vendor	Approval
2064	6007-ESP-ATP-00-31-C155	Specification ForElectrical Construction High Potential	12/2/12	0	ELEC-1 (TYP)	Vendor	Approval
2065	6007-PLN-ATP-27-21-O165	Alpha 480V One-Line LVSWGR-7 Bldg #10	1/4/14	4	ELEC-1 (TYP)	Vendor	Approval
2066	6007-PLN-ATP-27-21-O265	Beta 480V One-Line LVSWGR-17 Bldg #10	22/4/14	4	ELEC-1 (TYP)	Vendor	Approval
2067	6007-PLN-ATP-27-23-P531	Alpha Electrical Panel PP-1302 Bldg #10	21/4/14	2	ELEC-1 (TYP)	Vendor	Approval
2068	6007-PLN-ATP-27-23-P534	Alpha Electrical UPS Panel UPSP 13120609 Bldg #10	15/4/14	2	ELEC-1 (TYP)	Vendor	Approval
2069	6007-PLN-ATP-27-23-P581	Alpha Electrical Panel PP-71 Bldg #10	1/4/14	2	ELEC-1 (TYP)	Vendor	Approval
2070	6007-PLN-ATP-27-23-P631	Beta Electrical Panel PP-11302 Bldg #10	21/4/14	2	ELEC-1 (TYP)	Vendor	Approval
2071	6007-PLN-ATP-27-23-P634	Beta Electrical UPS Panel UPSP 113120609 Bldg #10	21/4/14	2	ELEC-1 (TYP)	Vendor	Approval
2072	6007-PLN-ATP-27-23-P681	Beta Electrical Panel PP-171 Bldg #10	21/4/14	2	ELEC-1 (TYP)	Vendor	Approval
2073	6007-PLN-AGE-00-22-4500-1	Main Switches Permissives Wiring Schematics. Alpha Plant. 52L, GCB-A-52-1-00, 52-0	21/5/14	R1	ELEC-1 (TYP)	Vendor	Approval
2074	6007-PLN-AGE-00-22-4500-2	Main Switches Permissives Wiring Schematics. Alpha Plant. 57/1, 57/2, HVS2-MPT1	21/5/14	R1	ELEC-1 (TYP)	Vendor	Approval
2075	6007-PLN-AGE-00-22-8500-1	Main Switches Permissives Wiring Schematics. Beta Plant. 52L, GCB-A-52-1-00, 52-0	21/5/14	R1	ELEC-1 (TYP)	Vendor	Approval
2076	6007-PLN-AGE-00-22-8500-2	Main Switches Permissives Wiring Schematics. Beta Plant. 57/1, 57/2, HVS2-MPT1	21/5/14	R1	ELEC-1 (TYP)	Vendor	Approval
2077	6007-CAL-AGE-00-34-2041	Low Voltage Power Cable Sizing in Central Plant (Alpha Plant)	8/5/14	9	ELEC-1 (TYP)	Vendor	Approval
2078	6007-CAL-AGE-00-34-5041	Low Voltage Power Cable Sizing in Central Plant (Beta Plant)	8/5/14	9	ELEC-1 (TYP)	Vendor	Approval
2079	6007-LIS-AGE-00-34-5001	LV Cable Schedule in Central Plant (Alpha Site)	2/5/14	R13	ELEC-1 (TYP)	Vendor	Approval
2080	6007-LIS-AGE-00-34-9001	LV Cable Schedule in Central Plant (Beta Site)	2/5/14	R13	ELEC-1 (TYP)	Vendor	Approval
2081	6007-LIS-AGE-00-34-5002	LV Cable Schedule in Water Treatmet Area (Alpha Site)	3/3/14	R6	ELEC-1 (TYP)	Vendor	Approval
2082	6007-LIS-AGE-00-34-9002	LV Cable Schedule in Water Treatmet Area (Alpha Site)	3/3/14	R6	ELEC-1 (TYP)	Vendor	Approval
2083	6007-LIS-ATM-00-34-5100	Electrical Control Cable Schedule in Central Plant (Alpha Site)	21/5/14	R2	ELEC-1 (TYP)	Vendor	Approval
2084	6007-LIS-ATM-00-34-9100	Electrical Control Cable Schedule in Central Plant (Beta Site)	21/5/14	R2	ELEC-1 (TYP)	Vendor	Approval
2085	Response Letter BV - 1	ELEC-1-48.01-A&B Short Circuit, Protective Device Coordination and Arc Flash Report –PC1	6/6/14	NA	ELEC-1 (TYP)	Vendor	Approval
2086	Mojave Report Rev - 1	Short Circuit, Protective Device Coordination and Arc Flash Report	6/6/14	NA	ELEC-1 (TYP)	Vendor	Approval

ABENER TEYMA MOJAVE - Specifications List

Compliance No.: GEN-2
Job: Mojave Solar Project
Date: 11/05/2013
Description: Specifications List

Specification Number	Specification Title	Applicable Condition of Certification	Vendor Supplied or EOR	Reason For Submittal
6007-ESP-ATP- 00-30-M100	Electrical and Instrument Systems on Packaged Mechanical Equipment	ELEC-1 (TYP)	Vendor	Approval
6007-ESP-ATP- 00-31-C150	Electrical Construction Insulation Resistance Testing	ELEC-1 (TYP)	Vendor	Approval
6007-ESP-ATP- 00-32-C110	Electrical Construction	ELEC-1 (TYP)	Vendor	Approval
6007-ESP-ATP- 00-32-C120	Electrical Construction Rigid Conduit Installation	ELEC-1 (TYP)	Vendor	Approval
6007-ESP-ATP- 00-32-C122	Conduit Installation For Warehouse Only	ELEC-1 (TYP)	Vendor	Approval
6007-ESP-ATP- 00-32-C125	Electrical Construction Cable Tray Installation	ELEC-1 (TYP)	Vendor	Approval
6007-ESP-ATP- 00-32-C130	Electrical Construction Cable and Wiring Installation	ELEC-1 (TYP)	Vendor	Approval
6007-ESP-ATP- 00-33-C105	Electrical Construction Grounding Installation	ELEC-1 (TYP)	Vendor	Approval
6007-ESP-ATP- 00-34-C100	General Requirements for Electrical Construction	ELEC-1 (TYP)	Vendor	Approval
6007-ESP-ATP- 00-34-C135	Electrical Construction Wiring Device Installation	ELEC-1 (TYP)	Vendor	Approval
6007-ESP-ATP- 00-34-S061	Scope of Work-Collector Assembly Building	ELEC-1 (TYP)	Vendor	Approval
6007-ESP-ATP- 00-34-S061V	Electrical Vendor Data Requirement	ELEC-1 (TYP)	Vendor	Approval
6007-ESP-ATP- 00-34-S062	Electrical Construction Scope of Work-Warehouse Building	ELEC-1 (TYP)	Vendor	Approval
6007-ESP-ATP- 00-38-C115	Electrical Equipment Installation	ELEC-1 (TYP)	Vendor	Approval
6007-ESP-ATP- 00-46-E410	Liquid Filled Transformers 230 kV, 100MVA or Less	ELEC-1 (TYP)	Vendor	Approval
6007-ESP-ATP- 00-46-E410V	Vendor Data Requirements	ELEC-1 (TYP)	Vendor	Approval
6007-ESP-ATP- 00-46-E411	Liquid Filled Transformers 230kv, 100MVA or Less Data Sheet	ELEC-1 (TYP)	Vendor	Approval
6007-ESP-ATP- 00-46-E412	Liquid Filled Transformers 10MVA, Data Sheet	ELEC-1 (TYP)	Vendor	Approval
6007-ESP-ATP- 00-46-E415	Liquid Filled Transformers Above 100MVA	ELEC-1 (TYP)	Vendor	Approval
6007-ESP-ATP- 00-46-E416	Liquid Filled Transformers Above 100MVA Data Sheet	ELEC-1 (TYP)	Vendor	Approval
6007-ESP-ATP- 00-46-E420	Pad Mounted Transformer	ELEC-1 (TYP)	Vendor	Approval
6007-ESP-ATP- 00-46-E420V	Vendor Data Requirements	ELEC-1 (TYP)	Vendor	Approval
6007-ESP-ATP- 00-46-E421	Pad Mounted Transformer Data Sheet	ELEC-1 (TYP)	Vendor	Approval
6007-ESP-ATP- 00-46-E422	Pad Mounted Transformer Data Sheet	ELEC-1 (TYP)	Vendor	Approval
6007-ESP-ATP- 00-46-S050	Construction Temporary Power Subcontract	ELEC-1 (TYP)	Vendor	Approval
6007-ESP-ATP- 00-47-M120	Synchronous Generator	ELEC-1 (TYP)	Vendor	Approval
6007-ESP-ATP- 00-47-M125	Generator Synchronization Control	ELEC-1 (TYP)	Vendor	Approval
6007-ESP-ATP- 23-38-S030	Substation Construction Scope of Work	ELEC-1 (TYP)	Vendor	Approval
6007-ESP-ATP- 23-38-S030V	Vendor Data Requirements	ELEC-1 (TYP)	Vendor	Approval
6007-ESP-ATP- 23-38-S050V	Vendor Data Requirements	ELEC-1 (TYP)	Vendor	Approval
6007-ESP-ATP- 23-48-E330	Substation Circuit Breakers	ELEC-1 (TYP)	Vendor	Approval
6007-ESP-ATP- 23-48-E330V	Vendor Data Requirements	ELEC-1 (TYP)	Vendor	Approval
6007-ESP-ATP- 23-48-E331	Substation Circuit Breakers Data Sheet	ELEC-1 (TYP)	Vendor	Approval
6007-ESP-ATP- 23-48-E340	Disconnect Switches, Instrumentation Transformers, Lightning Arrestors, and Structures	ELEC-1 (TYP)	Vendor	Approval
6007-ESP-ATP- 23-48-E341	Substation Disconnect Switch Data Sheet	ELEC-1 (TYP)	Vendor	Approval
6007-ESP-ATP- 23-48-E342	Substation Instrumentation Transformer Data Sheet	ELEC-1 (TYP)	Vendor	Approval
6007-ESP-ATP- 23-48-E343	Substation Lightning Arrestor Data Sheet	ELEC-1 (TYP)	Vendor	Approval
6007-ESP-ATP- 23-48-S032	242 kV Transmission Line Scope of Work	ELEC-1 (TYP)	Vendor	Approval
6007-ESP-ATP- 26-48-S032	230 kV Transmission Line Scope of Work	ELEC-1 (TYP)	Vendor	Approval
6007-ESP-ATP- 26-48-S032V	Vendor Data Requirements	ELEC-1 (TYP)	Vendor	Approval
6007-ESP-ATP- 27-21-E150	Low Voltage Variable Speed Drive Mounted Outside the MCC	ELEC-1 (TYP)	Vendor	Approval
6007-ESP-ATP- 27-21-E150V	Vendor Data Requirements	ELEC-1 (TYP)	Vendor	Approval
6007-ESP-ATP- 27-21-E151	Wall Mounted Low Voltage Variable Speed Drive Data Sheet	ELEC-1 (TYP)	Vendor	Approval
6007-ESP-ATP- 27-21-E215	Low Voltage Smart Motor Control Centers	ELEC-1 (TYP)	Vendor	Approval
6007-ESP-ATP- 27-21-E215V	Vendor Data Requirements	ELEC-1 (TYP)	Vendor	Approval
6007-ESP-ATP- 27-21-E260	Unitized Distribution Substation	ELEC-1 (TYP)	Vendor	Approval
6007-ESP-ATP- 27-21-E260V	Vendor Data Requirements For Construction Panelboards	ELEC-1 (TYP)	Vendor	Approval
6007-ESP-ATP- 27-21-E310	Low Voltage Switchgear	ELEC-1 (TYP)	Vendor	Approval
6007-ESP-ATP- 27-21-E310V	Vendor Data Requirements	ELEC-1 (TYP)	Vendor	Approval
6007-ESP-ATP- 27-21-E311	Low Voltage Switchgear Data Sheet	ELEC-1 (TYP)	Vendor	Approval
6007-ESP-ATP- 27-21-E370	Low Voltage Bus Duct	ELEC-1 (TYP)	Vendor	Approval
6007-ESP-ATP- 27-21-E370V	Vendor Data Requirements	ELEC-1 (TYP)	Vendor	Approval
6007-ESP-ATP- 27-21-E371	Low Voltage Bus Duct Data Sheet	ELEC-1 (TYP)	Vendor	Approval
6007-ESP-ATP- 27-21-E390	Low Voltage Panel Boards	ELEC-1 (TYP)	Vendor	Approval
6007-ESP-ATP- 27-21-E540	Low Voltage Grounding Resistor	ELEC-1 (TYP)	Vendor	Approval
6007-ESP-ATP- 27-21-E540V	Vendor Data Requirements	ELEC-1 (TYP)	Vendor	Approval
6007-ESP-ATP- 27-21-E541	Low Voltage Grounding Resistor Data Sheet	ELEC-1 (TYP)	Vendor	Approval
6007-ESP-ATP- 28-38-E350	Medium Voltage Bus Duct	ELEC-1 (TYP)	Vendor	Approval
6007-ESP-ATP- 28-38-E350V	Vendor Data Requirements	ELEC-1 (TYP)	Vendor	Approval
6007-ESP-ATP- 28-38-E351	Medium Voltage Iso Phase Bus Duct Data Sheet	ELEC-1 (TYP)	Vendor	Approval
6007-ESP-ATP- 28-38-E352	Medium Voltage Bus Duct Data Sheet	ELEC-1 (TYP)	Vendor	Approval

6007-ESP-ATP- 28-43-E160	Medium Voltage Variable Speed Drives	ELEC-1 (TYP)	Vendor	Approval
6007-ESP-ATP- 28-43-E160V	Vendor Data Requirements	ELEC-1 (TYP)	Vendor	Approval
6007-ESP-ATP- 23-46-E161	Medium Voltage Variable Speed Drives Data Sheet	ELEC-1 (TYP)	Vendor	Approval
6007-ESP-ATP- 28-43-E220	5kV Motor Controllers	ELEC-1 (TYP)	Vendor	Approval
6007-ESP-ATP- 28-43-E220V	Vendor Data Requirements	ELEC-1 (TYP)	Vendor	Approval
6007-ESP-ATP- 28-43-E221	15kV Contactors	ELEC-1 (TYP)	Vendor	Approval
6007-ESP-ATP- 28-43-E221V	Vendor Data Requirements	ELEC-1 (TYP)	Vendor	Approval
6007-ESP-ATP- 28-43-E320	Medium Voltage Switchgear	ELEC-1 (TYP)	Vendor	Approval
6007-ESP-ATP- 28-43-E320V	Vendor Data Requirements	ELEC-1 (TYP)	Vendor	Approval
6007-ESP-ATP- 28-43-E321	Medium Voltage Switchgear Data Sheet	ELEC-1 (TYP)	Vendor	Approval
6007-ESP-ATP- 28-43-E325	Medium Voltage Interrupter Switch	ELEC-1 (TYP)	Vendor	Approval
6007-ESP-ATP- 28-43-E325V	Vendor Data Requirements	ELEC-1 (TYP)	Vendor	Approval
6007-ESP-ATP- 28-43-E326	Medium Voltage Interrupter Switch Data Sheet	ELEC-1 (TYP)	Vendor	Approval
6007-ESP-ATP- 28-46-E530	Medium Voltage Grounding Resistor	ELEC-1 (TYP)	Vendor	Approval
6007-ESP-ATP- 28-46-E530V	Vendor Data Requirements	ELEC-1 (TYP)	Vendor	Approval
6007-ESP-ATP- 28-46-E531	Medium Voltage Grounding Resistor Data Sheet	ELEC-1 (TYP)	Vendor	Approval
6007-ESP-ATP- 28-46-E532	Medium Voltage Grounding Resistor Data Sheet	ELEC-1 (TYP)	Vendor	Approval
6007-ESP-ATP- 28-47-E130	Diesel Generator	ELEC-1 (TYP)	Vendor	Approval
6007-ESP-ATP- 28-47-E130V	Vendor Data Requirements	ELEC-1 (TYP)	Vendor	Approval
6007-ESP-ATP- 28-47-M135	Generator Synchronization Control	ELEC-1 (TYP)	Vendor	Approval
6007-ESP-ATP- 35-30-M110	Induction Motors	ELEC-1 (TYP)	Vendor	Approval
6007-ESP-ATP- 35-30-M111	Motor Data Sheet 250hp and below; 250 hp to 400 hp VSD Driven	ELEC-1 (TYP)	Vendor	Approval
6007-ESP-ATP- 35-30-M112	Motor Data Sheet 250hp and Above	ELEC-1 (TYP)	Vendor	Approval

Compliance No.: GEN-2

Job: Mojave Solar Project

Date: 11/05/2013

Description: Electrical Site Drawings List - Temporary Power

Drawing Number	Drawing Title	Applicable Condition of Certification	Vendor Supplied or EOR	Reason For Submittal
Alpha Phase 1				
6007-PLN-ATP- 28-21-O001	Construction Temporary Power One-Line Diagram	ELEC-1 (TYP)	Vendor	Approval
6007-PLN-ATP- 28-21-P002	Construction Temporary Power Distribution Panel Schedules	ELEC-1 (TYP)	Vendor	Approval
6007-PLN-ATP- 28-21-P007	Construction Temporary Power Distribution Panel Schedules	ELEC-1 (TYP)	Vendor	Approval
6007-PLN-ATP- 28-34-R001	Construction Tempoary Power Electrical Site Plan	ELEC-1 (TYP)	Vendor	Approval
6007-PLN-ATP- 28-34-R002	Construction Temporary Power For Alpha Plant	ELEC-1 (TYP)	Vendor	Approval
Alpha Phase 2 & Beta				
6007-PLN-ATP- 28-21-O001	Construction Temporary Power One-Line Diagram	ELEC-1 (TYP)	Vendor	Approval
6007-PLN-ATP- 28-21-P002	Construction Temporary Power Distribution Panel Schedules	ELEC-1 (TYP)	Vendor	Approval
6007-PLN-ATP- 28-21-P003	Construction Temporary Power Distribution Panel Schedules	ELEC-1 (TYP)	Vendor	Approval
6007-PLN-ATP- 28-21-P004	Construction Temporary Power Distribution Panel Schedules	ELEC-1 (TYP)	Vendor	Approval
6007-PLN-ATP- 28-21-P005	Construction Temporary Power Distribution Panel Schedules	ELEC-1 (TYP)	Vendor	Approval
6007-PLN-ATP- 28-34-R001	Construction Tempoary Power Electrical Site Plan	ELEC-1 (TYP)	Vendor	Approval
6007-PLN-ATP- 28-34-R002	Construction Temporary Power For Alpha Plant	ELEC-1 (TYP)	Vendor	Approval
6007-PLN-ATP- 28-34-R003	Construction Temporary Power For Alpha Plant	ELEC-1 (TYP)	Vendor	Approval
VIS-3				
6007-PLN-ATP- 28-34-R004	Construction Temporary Lighting Electrical Site Plan	ELEC-1 (TYP)	Vendor	Approval

6007-LIS-ATP-00-60-G127
GEN-2
Job: Mojave Solar Project
Date: 07/08/2014
Description: Mechanical Master Document List
Rev 1
By: JWP
App'd: MZA

Sheet No.	Description	Type of Document	Revision Number	Vendor Supplied or EOR	Applicable Condition of Certification	Reason For Submittal	Type of Document
6007-ESP-ATP-00-00-GW001	Groundwater Well Reconnaissance & Abandonment	Spec	0	SP	GEN-2	Approval	Spec
6007-ESP-ATP-00-60-G100	Project Design Criteria	Spec	3	HED	GEN-2	Approval	Spec
6007-ESP-ATP-00-60-G103	Quantitative Risk Analysis	Spec	0	KH	GEN-2	Approval	Spec
6007-ESP-ATP-00-60-G120	Equipment Modeling Vendor Requirements	Spec	1	CK	GEN-2	Approval	Spec
6007-ESP-ATP-00-60-G121	Shipping Preparation	Spec	2	CK	GEN-2	Approval	Spec
6007-ESP-ATP-00-60-G130	Required Allowable Nozzle Loads	Spec	1	CK	GEN-2	Approval	Spec
6007-ESP-ATP-00-60-I100	Mineral Fiber Insulation	Spec	1	CK	GEN-2	Approval	Spec
6007-ESP-ATP-00-60-I150	Aluminum Jacket Cover for Insulaton	Spec	1	CK	GEN-2	Approval	Spec
6007-ESP-ATP-00-60-I152	Removable - Reusable Jacketing for Insulation	Spec	1	CK	GEN-2	Approval	Spec
6007-ESP-ATP-00-60-I153	Installation of Insulation and Jacketing on Piping	Spec	1	CK	GEN-2	Approval	Spec
6007-ESP-ATP-00-60-I180	Miscellaneous Insulation Materials	Spec	1	CK	GEN-2	Approval	Spec
6007-ESP-ATP-00-60-N101	Two Coat System for Low Temperature Non-Primed Carbon Steel	Spec	1	CK	GEN-2	Approval	Spec
6007-ESP-ATP-00-60-N102	Two Coat System for High Temperature Non-Primed Carbon Steel	Spec	1	CK	GEN-2	Approval	Spec
6007-ESP-ATP-00-60-N103	Safety and Hazards Paint	Spec	1	UR	GEN-2	Approval	Spec
6007-ESP-ATP-00-60-N105	Hot Dip Galvanizing	Spec	1	UR	GEN-2	Approval	Spec
6007-ESP-ATP-00-60-N106	Touch-up for Galvanized Steel	Spec	1	UR	GEN-2	Approval	Spec
6007-ESP-ATP-00-60-N180	Shop Applied Paint	Spec	2	CK	GEN-2	Approval	Spec
6007-ESP-ATP-00-60-N185	Field Applied Paint	Spec	0	CK	GEN-2	Approval	Spec
6007-ESP-ATP-00-60-N190	Tank Lining	Spec	0	UR	GEN-2	Approval	Spec
6007-ESP-ATP-00-60-Q101	Hydrostatic Pressure Test of Metallic Equipment	Spec	0	CK	GEN-2	Approval	Spec
6007-ESP-ATP-00-61-G113	Pipe Index	Spec	2	JWP	GEN-2	Approval	Spec
6007-ESP-ATP-00-62-M900	Safety Showers	Spec	0	SMR	GEN-2	Approval	Spec
6007-ESP-ATP-00-62-U500	Steam Turbine Generator	Spec	0	GENERAL ELECTRIC	GEN-2	Approval	Spec
6007-ESP-ATP-00-62-U501	Steam Turbine Generator	Spec	1	GENERAL ELECTRIC	GEN-2	Approval	Spec
6007-ESP-ATP-00-62-U502	Steam Turbine	Spec	0	GENERAL ELECTRIC	GEN-2	Approval	Spec
6007-ESP-ATP-00-62-U503	Turbine Generator Auxiliaries	Spec	0	GENERAL ELECTRIC	GEN-2	Approval	Spec
6007-ESP-ATP-00-62-U504	Steam Turbine Generator Instrumentation and Controls	Spec	0	GENERAL ELECTRIC	GEN-2	Approval	Spec
6007-ESP-ATP-00-62-U505	Steam Turbine Generator Engineering Coordination and Services	Spec	0	GENERAL ELECTRIC	GEN-2	Approval	Spec
6007-ESP-ATP-12-62-W200	Water Treatment System	Spec	2	RS	GEN-2	Approval	Spec
6007-ESP-ATP-14-60-G176	Cooling Water Analysis	Spec	0	RS	GEN-2	Approval	Spec
6007-ESP-ATP-14-62-P205	Cooling Tower Pumps	Spec	0	WMP	GEN-2	Approval	Spec
6007-ESP-ATP-14-62-P401	CWT Pumps	Spec			GEN-2	Approval	Spec
6007-ESP-ATP-14-62-P415	Cooling Tower Auxiliary Pumps	Spec	0	WMP	GEN-2	Approval	Spec
6007-ESP-ATP-14-62-U300	Cooling Towers	Spec	1	SPX COOLING TECHNOLOGIES	GEN-2	Approval	Spec
6007-ESP-ATP-14-62-X401	Cooling Water Tower	Spec			GEN-2	Approval	Spec
6007-ESP-ATP-15-81-S103	Fire Protection Subcontract	Spec	0	KH	GEN-2	Approval	Spec
6007-ESP-ATP-16-62-0002	Air Compressor Package	Spec	2	ZRW	GEN-2	Approval	Spec
6007-ESP-ATP-16-62-Z480	Compressed Air System	Spec			GEN-2	Approval	Spec
6007-ESP-ATP-17-62-U601	Steam Moisture Separator (Post High Pressure Turbine)	Spec	1	CK	GEN-2	Approval	Spec
6007-ESP-ATP-21-62-B315	Moisture Separator	Spec			GEN-2	Approval	Spec
6007-ESP-ATP-21-62-P208	Boiler Feedwater Pumps	Spec	1	FLOWSERVE	GEN-2	Approval	Spec
6007-ESP-ATP-21-62-P302	BFW Pumps	Spec			GEN-2	Approval	Spec
6007-ESP-ATP-21-62-P306	TG Condensate Pumps	Spec			GEN-2	Approval	Spec
6007-ESP-ATP-21-62-P315	Pwr Gen Condensate Receiver Pumps	Spec			GEN-2	Approval	Spec
6007-ESP-ATP-21-62-SG01	Steam Generator Package Scope of Supply	Spec	0	FOSTER WHEELER	GEN-2	Approval	Spec
6007-ESP-ATP-21-62-U200	Auxiliary Boiler	Spec	1	KH	GEN-2	Approval	Spec
6007-ESP-ATP-21-62-U201	Deaerators	Spec	3	STERLING	GEN-2	Approval	Spec
6007-ESP-ATP-21-62-V315	Power Gen Condensate Receiver	Spec			GEN-2	Approval	Spec
6007-ESP-ATP-21-62-X355	Boiler Blowdown Cooler	Spec	0	JWP	GEN-2	Approval	Spec
6007-ESP-ATP-21-62-X400	Boiler Feedwater Heaters	Spec	4	FOSTER WHEELER	GEN-2	Approval	Spec
6007-ESP-ATP-21-62-Z309	Boiler Chemical Feed System	Spec			GEN-2	Approval	Spec
6007-ESP-ATP-25-62-P301	Condensate Pump	Spec	1	CK	GEN-2	Approval	Spec
6007-ESP-ATP-25-62-P302	Reciever Pump Station	Spec	1	FLOWSERVE	GEN-2	Approval	Spec
6007-ESP-ATP-25-62-U555	Steam Condenser Vacuum System Specification	Spec	1	CK	GEN-2	Approval	Spec
6007-ESP-ATP-25-62-U600	Steam Surface Condenser Specification	Spec	1	CK	GEN-2	Approval	Spec
6007-ESP-ATP-25-62-X313	Steam Condenser	Spec			GEN-2	Approval	Spec
6007-ESP-ATP-29-60-G175	Well Water Analysis	Spec	1	UR	GEN-2	Approval	Spec
6007-ESP-ATP-29-60-W601	Water Well Development	Spec	0	LAYNE CHRISTENSEN COMPANY	GEN-2	Approval	Spec
6007-ESP-ATP-29-62-S112	Production Wells	Spec	2	LAYNE CHRISTENSEN COMPANY	GEN-2	Approval	Spec
6007-ESP-ATP-29-62-T201	Field Fabricated Tank	Spec	1	PASO ROBLES TANK INC	GEN-2	Approval	Spec
6007-ESP-ATP-29-62-T402D	Raw-Fire Water Tank	Spec	0	PASO ROBLES TANK INC	GEN-2	Approval	Spec
6007-ESP-ATP-29-62-T424D	Cooling Tower Blow Down Tank	Spec	0	PASO ROBLES TANK INC	GEN-2	Approval	Spec
6007-ESP-ATP-29-62-T444D	Process Water Tank	Spec	0	PASO ROBLES TANK INC	GEN-2	Approval	Spec
6007-ESP-ATP-29-62-T451D	Polisher Feed Tank	Spec	0	PASO ROBLES TANK INC	GEN-2	Approval	Spec
6007-ESP-ATP-29-62-T453D	Polished Water Tank	Spec	0	PASO ROBLES TANK INC	GEN-2	Approval	Spec
6007-ESP-ATP-37-62-0001	Overhead Bridge Cranes	Spec	3	COLTON	GEN-2	Approval	Spec
6007-ESP-ATP-44-62-F206	Carbon Filters	Spec	0	WMP	GEN-2	Approval	Spec
6007-ESP-ATP-44-62-V208	HTF Scrubbers	Spec	0	WMP	GEN-2	Approval	Spec
6007-ESP-ATP-53-00-G190	Site Chemicals Storage	Spec	0	UR	GEN-2	Approval	Spec
6007-ESP-ATP-57-68-M450	Flexible Hoses for HTF Piping to/from Solar Collectors	Spec	0	ZRW	GEN-2	Approval	Spec
6007-ESP-ATP-58-62-F201	HTF Strainers	Spec	0	JWP	GEN-2	Approval	Spec
6007-ESP-ATP-58-62-P200	Main HTF Pumps	Spec	1	FLOWSERVE	GEN-2	Approval	Spec
6007-ESP-ATP-58-62-P201	HTF Standby Pump	Spec	0	RGTD	GEN-2	Approval	Spec
6007-ESP-ATP-58-62-P204	HTF Fill_Discharge Pump	Spec	1	RGTD	GEN-2	Approval	Spec
6007-ESP-ATP-58-62-P221	HTF Degradations Recycle Pumps	Spec	1	RGTD	GEN-2	Approval	Spec
6007-ESP-ATP-58-62-T204	HTF Overflow Tanks	Spec	1	PASO ROBLES TANK INC	GEN-2	Approval	Spec
6007-ESP-ATP-58-62-T204	HTF Overflow Tanks	Spec	1	RGTD/KH	GEN-2	Approval	Spec
6007-ESP-ATP-58-62-V200	HTF Expansion Vessels	Spec	2	RGTD	GEN-2	Approval	Spec
6007-ESP-ATP-58-62-V206	HTF/Steam Flash Vesssel	Spec			GEN-2	Approval	Spec
6007-ESP-ATP-58-62-V207	Low Boiler Condensate Receiver Vessels	Spec	0	WMP	GEN-2	Approval	Spec
6007-ESP-ATP-58-62-X205	HTF Tank Coolers	Spec	0	WMP	GEN-2	Approval	Spec
6007-ESP-ATP-58-62-X206	Nitrogen Ullage Coolers	Spec	0	WMP	GEN-2	Approval	Spec
6007-ESP-ATP-58-62-X208	HTF Antifreeze Heater	Spec	0	RGTD	GEN-2	Approval	Spec
6007-ESP-ATP-64-62-X207	Nitrogen Electric Heater	Spec	0	SMR	GEN-2	Approval	Spec
6007-ESP-ATP-64-62-Z208	Nitrogen System	Spec			GEN-2	Approval	Spec
6007-HDD-ATP-58-62-C103	Therminol VP-1	Data Sheeet	0	HED	GEN-2	Approval	Data Sheet
6007-LIS-ATP-00-60-G110	Equipment Motor List	List	1	WMP	GEN-2	Approval	List
6007-LIS-ATP-00-60-G113	Equipment Parameter List	List	0	EOR/WMP	GEN-2	Approval	List
6007-LIS-ATP-00-60-G114	Line List	List	0	EOR/WMP	GEN-2	Approval	List
6007-LIS-ATP-00-60-G127	Mechanical Master Document List	List	0	JWP	GEN-2	Approval	List
6007-LIS-ATP-00-60-G181	Vacuum Breaker List	List	0	HED	GEN-2	Approval	List
6007-LIS-ATP-00-60-G182	Check Valve list	List	0	HED	GEN-2	Approval	List
6007-LIS-ATP-00-60-G183	Relief and Safety Valve List	List	0	WMP	GEN-2	Approval	List
6007-LIS-ATP-00-60-G184	Filter List	List	0	WMP	GEN-2	Approval	List
6007-PLN-ATP-00-02-L001	Layout For Alpha Plant	Drawing	4	MJS/ERD	GEN-2	Approval	Drawing
6007-PLN-ATP-00-02-L002	Layout For Beta Plant	Drawing	4	MJS/ERD	GEN-2	Approval	Drawing
6007-PLN-ATP-00-02-L003	Central Plant Layout - Alpha Plant	Drawing	4	MJS/ERD	GEN-2	Approval	Drawing
6007-PLN-ATP-00-02-L004	Central Plant Layout - Beta Plant	Drawing	4	MJS/ERD	GEN-2	Approval	Drawing
6007-PLN-ATP-00-02-L010	Site Plan	Drawing	2	MJS/ERD	GEN-2	Approval	Drawing
6007-PLN-ATP-00-70-I001C	Drawing Index P&ID	Drawing	2	WMP/JTP	GEN-2	Approval	Drawing
6007-PLN-ATP-00-70-N001C	Nomenclature Sheet 1 P&ID	Drawing	2	ERD	GEN-2	Approval	Drawing
6007-PLN-ATP-00-70-N002C	Nomenclature Sheet 2 P&ID	Drawing	1	ERD	GEN-2	Approval	Drawing
6007-PLN-ATP-00-70-N003C	Nomenclature Sheet 3 P&ID	Drawing	2	ERD	GEN-2	Approval	Drawing
6007-PLN-ATP-00-71-CL02A	Expansion System - Alpha plant Pressure & Level Control Complex Logic Diagram	Drawing	0	WMP/MJS	GEN-2	Approval	Drawing
6007-PLN-ATP-00-71-CL03A	Total HTF Flow Control - Alpha Plant Branch Flow Balance Trim Control Complex Logic Diagram	Drawing	0	WMP/MJS	GEN-2	Approval	Drawing
6007-PLN-ATP-00-71-CL08C	Overflow System Pressure, Temp, and Minimum Flow Control	Drawing	0	WMP/MJS	GEN-2	Approval	Drawing
6007-PLN-ATP-21-51-0001	Steam Generation Area Layout	Drawing	0	CK	GEN-2	Approval	Drawing
6007-PLN-ATP-21-71-P301C	Steam Generation - Preheater P&ID	Drawing	2	WMP/JTP	GEN-2	Approval	Drawing
6007-PLN-ATP-21-71-P302C	Steam Generation - Evaporator P&ID	Drawing	1	WMP/JTP	GEN-2	Approval	Drawing
6007-PLN-ATP-21-71-P303C	Steam Generation - Superheater P&ID	Drawing	1	WMP/JTP	GEN-2	Approval	Drawing
6007-PLN-ATP-21-71-P304C	Steam Generation - Reheaters System P&ID	Drawing	2	WMP/JTP	GEN-2	Approval	Drawing
6007-PLN-ATP-21-71-P305C	Steam Generation - Blowdown System P&ID	Drawing	1	WMP/JTP	GEN-2	Approval	Drawing
6007-PLN-ATP-21-71-P306C	Steam Generation - Sampling System P&ID	Drawing	0	WMP/MJS	GEN-2	Approval	Drawing
6007-PLN-ATP-25-71-P309C	Auxiliary I.P. Steam System P&ID	Drawing	3	ERD	GEN-2	Approval	Drawing
6007-PLN-ATP-25-71-P310C	HP Steam Turbine P&ID	Drawing	3	ERD	GEN-2	Approval	Drawing
6007-PLN-ATP-25-71-P311C	LP Steam Turbine P&ID	Drawing	3	ERD	GEN-2	Approval	Drawing
6007-PLN-ATP-25-71-P312C	Condensate System P&ID	Drawing	3	ERD	GEN-2	Approval	Drawing
6007-PLN-ATP-25-71-P313C	Turbine Drain Flash Tank System P&ID	Drawing	3	ERD	GEN-2	Approval	Drawing
6007-PLN-ATP-25-71-P315C	Condenser Air Removal System P&ID	Drawing	3	ERD	GEN-2	Approval	Drawing

6007-PLN-ATP-25-71-P316C	Turbine Seal And Drain System P&ID	Drawing	3	ERD	GEN-2	Approval	Drawing
6007-PLN-ATP-25-71-P317C	Boiler Feedwater Heater #5 P&ID	Drawing	3	ERD	GEN-2	Approval	Drawing
6007-PLN-ATP-25-71-P321C	LP Feedwater Heater System P&ID	Drawing	3	ERD	GEN-2	Approval	Drawing
6007-PLN-ATP-25-71-P322C	Dearator System P&ID	Drawing	3	ERD	GEN-2	Approval	Drawing
6007-PLN-ATP-25-71-P323C	Feedwater Pumps P&ID	Drawing	3	ERD	GEN-2	Approval	Drawing
6007-PLN-ATP-25-71-P324C	HP Feedwater Heater System P&ID	Drawing	3	ERD	GEN-2	Approval	Drawing
6007-PLN-ATP-25-71-P325C	Boiler Feedwater Chemical Feed System P&ID	Drawing	1	WMP/JTP	GEN-2	Approval	Drawing
6007-PLN-ATP-25-71-P330C	TG Machine Monitoring System P&ID	Drawing	0	WMP/MJS	GEN-2	Approval	Drawing
6007-PLN-ATP-25-71-P335C	TG Lube Oil Skid P&ID	Drawing	0	WMP/MJS	GEN-2	Approval	Drawing
6007-PLN-ATP-25-71-P336C	TG Lube Oil System P&ID	Drawing	0	WMP/MJS	GEN-2	Approval	Drawing
6007-PLN-ATP-25-71-P340C	Cooling Water - TG Area P&ID	Drawing	2	ERD	GEN-2	Approval	Drawing
6007-PLN-ATP-25-71-P350C	Auxiliary Boiler P&ID	Drawing	0	WMP/MJS	GEN-2	Approval	Drawing
6007-PLN-ATP-57-71-P100A	Solar Field - Alpha Plant P&ID	Drawing	1	WMP/JTP	GEN-2	Approval	Drawing
6007-PLN-ATP-57-71-P100B	Solar Field - Beta Plant P&ID	Drawing	1	WMP/JTP	GEN-2	Approval	Drawing
6007-PLN-ATP-57-71-P102A	Solar Field Piping Loops - Alpha Plant P&ID	Drawing	2	ERD/JTP	GEN-2	Approval	Drawing
6007-PLN-ATP-57-71-P102B	Solar Field Piping Loops - Beta Plant P&ID	Drawing	2	ERD/JTP	GEN-2	Approval	Drawing
6007-PLN-ATP-57-71-P104C	Solar Field Collector Detail - 2 Loops P&ID	Drawing	2	WMP/JTP	GEN-2	Approval	Drawing
6007-PLN-ATP-67-71-P401C	Cooling Tower P&ID	Drawing	3	ERD	GEN-2	Approval	Drawing
6007-PLN-ATP-67-71-P402C	Cooling Tower Chemical Feed System P&ID	Drawing	1	ERD	GEN-2	Approval	Drawing
6007-PLN-ATP-67-71-P405C	Auxiliary Cooling Water System P&ID	Drawing	3	ERD	GEN-2	Approval	Drawing
6007-PLN-ATP-67-71-P410C	Raw/Fire Water Storage Tank P&ID	Drawing	2	ERD	GEN-2	Approval	Drawing
6007-PLN-ATP-67-71-P411C	Central Plant Potable Water System P&ID	Drawing	1	WMP/JTP	GEN-2	Approval	Drawing
6007-PLN-ATP-67-71-P413C	Magnesium Carbonate Storage, Mix and Delivery System P&ID	Drawing	1	WMP/JTP	GEN-2	Approval	Drawing
6007-PLN-ATP-67-71-P414C	Sodium Carbonate Storage, Mix and Delivery System P&ID	Drawing	0	WMP/MJS	GEN-2	Approval	Drawing
6007-PLN-ATP-67-71-P415C	Lime Storage, Mix and Delivery System P&ID	Drawing	0	WMP/MJS	GEN-2	Approval	Drawing
6007-PLN-ATP-67-71-P416C	Ferric Chloride Feed System P&ID	Drawing	0	WMP/MJS	GEN-2	Approval	Drawing
6007-PLN-ATP-67-71-P424C	Cooling Tower Blowdown Tank P&ID	Drawing	1	WMP/JTP	GEN-2	Approval	Drawing
6007-PLN-ATP-67-71-P426C	CLS Parallel Reaction Tanks P&ID	Drawing	1	WMP/JTP	GEN-2	Approval	Drawing
6007-PLN-ATP-67-71-P427C	Clarifier System P&ID	Drawing	1	WMP/JTP	GEN-2	Approval	Drawing
6007-PLN-ATP-67-71-P428C	Filter Press P&ID	Drawing	0	WMP/MJS	GEN-2	Approval	Drawing
6007-PLN-ATP-67-71-P430C	Filtrate Recycle P&ID	Drawing	0	WMP/MJS	GEN-2	Approval	Drawing
6007-PLN-ATP-67-71-P431C	Sulfuric Acid P&ID	Drawing	1	WMP/JTP	GEN-2	Approval	Drawing
6007-PLN-ATP-67-71-P432C	Clearwell P&ID	Drawing	1	WMP/JTP	GEN-2	Approval	Drawing
6007-PLN-ATP-67-71-P433C	Multimedia Filters P&ID	Drawing	0	WMP/MJS	GEN-2	Approval	Drawing
6007-PLN-ATP-67-71-P437C	Primary Ro Pumps P&ID	Drawing	0	WMP/MJS	GEN-2	Approval	Drawing
6007-PLN-ATP-67-71-P438C	Primary RO System - Unit A P&ID	Drawing	0	WMP/MJS	GEN-2	Approval	Drawing
6007-PLN-ATP-67-71-P439C	Primary RO System - Unit B P&ID	Drawing	0	WMP/MJS	GEN-2	Approval	Drawing
6007-PLN-ATP-67-71-P441C	Primary RO System - Unit C P&ID	Drawing	0	WMP/MJS	GEN-2	Approval	Drawing
6007-PLN-ATP-67-71-P442C	Primary RO System - Unit D P&ID	Drawing	0	WMP/MJS	GEN-2	Approval	Drawing
6007-PLN-ATP-67-71-P444C	Process Makeup Water Storage Tank P&ID	Drawing	0	WMP/MJS	GEN-2	Approval	Drawing
6007-PLN-ATP-67-71-P446C	Polishing Mirror RO P&ID	Drawing	0	WMP/MJS	GEN-2	Approval	Drawing
6007-PLN-ATP-67-71-P448C	Concentrated RO System - Unit A P&ID	Drawing	0	WMP/MJS	GEN-2	Approval	Drawing
6007-PLN-ATP-67-71-P449C	Concentrated RO System - Unit B P&ID	Drawing	0	WMP/MJS	GEN-2	Approval	Drawing
6007-PLN-ATP-67-71-P450C	Concentrated RO System - Unit C P&ID	Drawing	0	WMP/MJS	GEN-2	Approval	Drawing
6007-PLN-ATP-67-71-P451C	RO Water Storage Tank P&ID	Drawing	0	WMP/MJS	GEN-2	Approval	Drawing
6007-PLN-ATP-67-71-P452C	Polishing Exchangers P&ID	Drawing	0	WMP/MJS	GEN-2	Approval	Drawing
6007-PLN-ATP-67-71-P453C	Polished Water Storage Tank P&ID	Drawing	0	WMP/MJS	GEN-2	Approval	Drawing
6007-PLN-ATP-67-71-P454C	RO Clean-in-Place P&ID	Drawing	0	WMP/MJS	GEN-2	Approval	Drawing
6007-PLN-ATP-67-71-P455C	Water: Oil Separator P&ID	Drawing	0	WMP/MJS	GEN-2	Approval	Drawing
6007-PLN-ATP-67-71-P456C	Waste Water Tank P&ID	Drawing	0	WMP/MJS	GEN-2	Approval	Drawing
6007-PLN-ATP-67-71-P470C	Fire Protection Loop P&ID	Drawing	2	ERD	GEN-2	Approval	Drawing
6007-PLN-ATP-67-71-P471C	Underground Fire Protection Loop P&ID	Drawing	1	WMP/JTP	GEN-2	Approval	Drawing
6007-PLN-ATP-67-71-P480C	Compressed Air Instrument and Service P&ID	Drawing	1	ERD	GEN-2	Approval	Drawing
6007-PLN-ATP-67-71-P481C	Instrument Air Distribution P&ID	Drawing	1	ERD	GEN-2	Approval	Drawing
6007-PLN-ATP-67-71-P482C	Steam Generation - Instrument Air System P&ID	Drawing	1	ERD	GEN-2	Approval	Drawing
6007-PLN-ATP-67-71-P483C	Natural Gas Distribution P&ID	Drawing	2	ERD	GEN-2	Approval	Drawing
6007-PLN-ATP-68-71-P200A	Central Plant HTF Distribution - Alpha Plant P&ID	Drawing	3	ERD/JTP	GEN-2	Approval	Drawing
6007-PLN-ATP-68-71-P200B	Central Plant HTF Distribution - Beta Plant P&ID	Drawing	3	ERD/JTP	GEN-2	Approval	Drawing
6007-PLN-ATP-68-71-P202A	HTF Circulation Pumps - Alpha Plant P&ID	Drawing	2	ERD/JTP	GEN-2	Approval	Drawing
6007-PLN-ATP-68-71-P202B	HTF Circulation Pumps - Beta Plant P&ID	Drawing	3	ERD/JTP	GEN-2	Approval	Drawing
6007-PLN-ATP-68-71-P204C	HTF Expansion System P&ID	Drawing	3	ERD/JTP	GEN-2	Approval	Drawing
6007-PLN-ATP-68-71-P206C	HTF Overflow System P&ID	Drawing	3	ERD/JTP	GEN-2	Approval	Drawing
6007-PLN-ATP-68-71-P208C	HTF Ullage Vent System P&ID	Drawing	3	ERD/JTP	GEN-2	Approval	Drawing
6007-PLN-ATP-68-71-P210C	Nitrogen Generation And Distribution P&ID	Drawing	1	ERD/JTP	GEN-2	Approval	Drawing
6007-PLN-ATP-68-11-F000C	Solar Field	Drawing	2	WMP/JTP	GEN-2	Approval	Drawing
6007-PLN-ATP-68-11-F001A	HTF-Alpha Plant	Drawing	2	WMP/JTP	GEN-2	Approval	Drawing
6007-PLN-ATP-68-11-F001B	HTF-Beta Plant	Drawing	2	WMP/JTP	GEN-2	Approval	Drawing
6007-PLN-ATP-68-11-F002C	HTF Expansion Vent And Overflow Material Balance Tables	Drawing	2	WMP/JTP	GEN-2	Approval	Drawing
6007-PLN-ATP-68-11-F003C	HTF Vents and Overflow Material Balance Tables	Drawing	2	WMP/JTP	GEN-2	Approval	Drawing
6007-PLN-ATP-68-11-F004C	Steam Generation	Drawing	2	WMP/JTP	GEN-2	Approval	Drawing
6007-PLN-ATP-68-11-F005C	Steam Turbine Generator	Drawing	2	WMP/JTP	GEN-2	Approval	Drawing
6007-PLN-ATP-68-11-F007C	Water Treatment	Drawing	2	WMP/JTP	GEN-2	Approval	Drawing
6007-PLN-ATP-68-11-F008C	Water Treatment Material Balance Table	Drawing	1	WMP/JTP	GEN-2	Approval	Drawing
6007-PLN-ATP-68-11-F009C	Cooling Water System	Drawing	1	WMP/JTP	GEN-2	Approval	Drawing
0187P-F1-4	Revision Memorandum		1		GEN-2	Review	
0187P-F1-4 MT-204- HTF Overflow	Structural Calculations		50		GEN-2	Review	
6007-PLN-PRI-58-52-6101	Alpha Plant MT-204A Cover Sheet	Drawing	1	PASO ROBLES TANK INC	GEN-2	Review	Drawing
6007-PLN-PRI-58-52-6102	Alpha Plant MT-204A Contact UTS/Standard Abbreviations	Drawing	1	PASO ROBLES TANK INC	GEN-2	Review	Drawing
6007-PLN-PRI-58-52-6103	Alpha Plant MT-204A General Welding Information	Drawing	1	PASO ROBLES TANK INC	GEN-2	Review	Drawing
6007-PLN-PRI-58-52-6104	Alpha Plant MT-204A Special Inspections	Drawing	1	PASO ROBLES TANK INC	GEN-2	Review	Drawing
6007-PLN-PRI-58-52-6105	Alpha Plant MT-204A Inspections	Drawing	1	PASO ROBLES TANK INC	GEN-2	Review	Drawing
6007-PLN-PRI-58-52-6106	Alpha Plant MT-204A Anchor Chair Detail	Drawing	1	PASO ROBLES TANK INC	GEN-2	Review	Drawing
6007-PLN-PRI-58-52-6201	Alpha Plant MT-204B Cover Sheet	Drawing	1	PASO ROBLES TANK INC	GEN-2	Review	Drawing
6007-PLN-PRI-58-52-6202	Alpha Plant MT-204B Contact UST/ Standard Abbreviations	Drawing		PASO ROBLES TANK INC	GEN-2	Review	Drawing
6007-PLN-PRI-58-52-6203	Alpha Plant MT-204B General Welding Information	Drawing		PASO ROBLES TANK INC	GEN-2	Review	Drawing
6007-PLN-PRI-58-52-6204	Alpha Plant MT-204B Special Inspections	Drawing		PASO ROBLES TANK INC	GEN-2	Review	Drawing
6007-PLN-PRI-58-52-6205	Alpha Plant MT-204B Foundation	Drawing		PASO ROBLES TANK INC	GEN-2	Review	Drawing
6007-PLN-PRI-58-52-6206	Alpha Plant MT-204B Anchor Chair Details	Drawing		PASO ROBLES TANK INC	GEN-2	Review	Drawing
6007-PLN-PRI-58-52-6301	Beta Plant MT-204A Cover Sheet	Drawing		PASO ROBLES TANK INC	GEN-2	Review	Drawing
6007-PLN-PRI-58-52-6302	Beta Plant MT-204A Contact UST/ Standard Abbreviations	Drawing		PASO ROBLES TANK INC	GEN-2	Review	Drawing
6007-PLN-PRI-58-52-6303	Beta Plant MT-204A General Welding Information	Drawing		PASO ROBLES TANK INC	GEN-2	Review	Drawing
6007-PLN-PRI-58-52-6304	Beta Plant MT-204A Special Inspections	Drawing		PASO ROBLES TANK INC	GEN-2	Review	Drawing
6007-PLN-PRI-58-52-6305	Beta Plant MT-204A Foundation	Drawing		PASO ROBLES TANK INC	GEN-2	Review	Drawing
6007-PLN-PRI-58-52-6306	Beta Plant MT-204A Anchor Chair Details	Drawing		PASO ROBLES TANK INC	GEN-2	Review	Drawing
6007-PLN-PRI-58-52-6401	Beta Plant MT-204B Cover Sheet	Drawing		PASO ROBLES TANK INC	GEN-2	Review	Drawing
6007-PLN-PRI-58-52-6402	Beta Plant MT-204B Contact UST/ Standard Abbreviations	Drawing		PASO ROBLES TANK INC	GEN-2	Review	Drawing
6007-PLN-PRI-58-52-6403	Beta Plant MT-204B General Welding Information	Drawing		PASO ROBLES TANK INC	GEN-2	Review	Drawing
6007-PLN-PRI-58-52-6404	Beta Plant MT-204B Special Inspections	Drawing		PASO ROBLES TANK INC	GEN-2	Review	Drawing
6007-PLN-PRI-58-52-6405	Beta Plant MT-204B Foundation	Drawing		PASO ROBLES TANK INC	GEN-2	Review	Drawing
6007-PLN-PRI-58-52-6406	Beta Plant MT-204B Anchor Chair Details	Drawing		PASO ROBLES TANK INC	GEN-2	Review	Drawing
6007-CAL-PRI-39-52-3100	Alpha Plant Structural Calculations	Calculation	3	PASO ROBLES TANK INC	GEN-2	Review	calculation
6007-CAL-PRI-39-52-3200	Beta Plant Structural Calculations	Calculation	3	PASO ROBLES TANK INC	GEN-2	Review	calculation
6007-PLN-PRI-39-52-3101	Alpha Plant MT-444 Foundation Cover Sheet	Drawing	1	PASO ROBLES TANK INC	GEN-2	Review	Drawing
6007-PLN-PRI-39-52-3102	Alpha Plant MT-444 Foundation Contact List/ Standard Abbreviations	Drawing	0	PASO ROBLES TANK INC	GEN-2	Review	Drawing
6007-PLN-PRI-39-52-3103	Alpha Plant MT-444 Foundation General Welding Information	Drawing	0	PASO ROBLES TANK INC	GEN-2	Review	Drawing
6007-PLN-PRI-39-52-3104	Alpha Plant MT-444 Foundation Special Inspections	Drawing	0	PASO ROBLES TANK INC	GEN-2	Review	Drawing
6007-PLN-PRI-39-52-3105	Alpha Plant MT-444 Foundation	Drawing	1	PASO ROBLES TANK INC	GEN-2	Review	Drawing
6007-PLN-PRI-39-52-3106	Alpha Plant MT-444 Foundation Anchor Chair Detail	Drawing	0	PASO ROBLES TANK INC	GEN-2	Review	Drawing
6007-PLN-PRI-39-52-3201	Beta Plant MT-444 Foundation Cover Sheet	Drawing	1	PASO ROBLES TANK INC	GEN-2	Review	Drawing
6007-PLN-PRI-39-52-3202	Beta Plant MT-444 Foundation Contact List/ Standard Abbreviations	Drawing	0	PASO ROBLES TANK INC	GEN-2	Review	Drawing
6007-PLN-PRI-39-52-3203	Beta Plant MT-444 Foundation General Welding Information	Drawing	0	PASO ROBLES TANK INC	GEN-2	Review	Drawing
6007-PLN-PRI-39-52-3204	Beta Plant MT-444 Foundation Special Inspections	Drawing	0	PASO ROBLES TANK INC	GEN-2	Review	Drawing
6007-PLN-PRI-39-52-3205	Beta Plant MT-444 Foundation	Drawing	1	PASO ROBLES TANK INC	GEN-2	Review	Drawing
6007-PLN-PRI-39-52-3206	Beta Plant MT-444 Foundation Anchor Chair Details	Drawing	0	PASO ROBLES TANK INC	GEN-2	Review	Drawing
6007-PLN-AGE-67-52-4000	Alpha Plant Cooling Towerfoundation Phase 1 Cover sheet	Drawing		Vendor	GEN-2	Approval	Drawing
6007-PLN-AGE-67-52-4020	Alpha Plant Cooling Towerfoundation Phase 1 General Notes	Drawing		Vendor	GEN-2	Approval	Drawing
6007-PLN-AGE-67-52-4040	Alpha Plant Cooling Towerfoundation Phase 1 Foundation plan	Drawing		Vendor	GEN-2	Approval	Drawing
6007-PLN-AGE-67-52-4060	Alpha Plant Cooling Towerfoundation Phase 1 Details	Drawing		Vendor	GEN-2	Approval	Drawing
6007-PLN-AGE-67-52-4061	Alpha Plant Cooling Towerfoundation Phase 1 Details	Drawing		Vendor	GEN-2	Approval	Drawing
6007-PLN-AGE-67-52-8000	Beta Plant Cooling Towerfoundation Phase 1 Cover sheet	Drawing		Vendor	GEN-2	Approval	Drawing
6007-PLN-AGE-67-52-8020	Beta Plant Cooling Towerfoundation Phase 1 General Notes	Drawing		Vendor	GEN-2	Approval	Drawing
6007-PLN-AGE-67-52-8040	Beta Plant Cooling Towerfoundation Phase 1 Foundation plan	Drawing		Vendor	GEN-2	Approval	Drawing
6007-PLN-AGE-67-52-8060	Beta Plant Cooling Towerfoundation Phase 1 Details	Drawing		Vendor	GEN-2	Approval	Drawing
6007-PLN-AGE-67-52-8061	Beta Plant Cooling Towerfoundation Phase 1 Details	Drawing		Vendor	GEN-2	Approval	Drawing
6007-CAL-AGE-67-52-4000	Alpha Plant Calculation Report forCooling Tower foundation Phase 1	Calculation		Vendor	GEN-2	Approval	calculation
6007-CAL-AGE-67-52-8000	Beta Plant Calculation Report forCooling Tower foundation Phase 1	Calculation		Vendor	GEN-2	Approval	calculation
6007-PLN-AGE-21-52-2000	Field Alpha Steam GenerationReheaters Foundations.Cover sheet	Drawing		Vendor	GEN-2	Approval	Drawing
6007-PLN-AGE-21-52-2002	Field Alpha Steam GenerationReheaters Foundations. Foundation	Drawing		Vendor	GEN-2	Approval	Drawing
6007-PLN-AGE-21-52-2005	Field Alpha Steam GenerationReheaters Foundations. PiersReinforcement	Drawing		Vendor	GEN-2	Approval	Drawing
6007-PLN-AGE-21-52-2006	Field Alpha Steam GenerationReheaters Foundations. PipeSupports and ColumnsReinforcement	Drawing		Vendor	GEN-2	Approval	Drawing
6007-PLN-AGE-21-52-2007	Field Alpha Steam GenerationReheaters Foundations. ProcessWater Drainage	Drawing		Vendor	GEN-2	Approval	Drawing
6007-PLN-AGE-21-52-2008	Field Alpha Steam GenerationReheaters Foundations. PiersDetails	Drawing		Vendor	GEN-2	Approval	Drawing

6007-PLN-AGE-21-52-2009	Field Alpha Steam GenerationReheaters Foundations. PipeSupportsand Columns Details	Drawing		Vendor	GEN-2	Approval	Drawing
6007-PLN-AGE-21-52-6000	Field Beta Steam GenerationReheaters Foundations.Cover sheet	Drawing		Vendor	GEN-2	Approval	Drawing
6007-PLN-AGE-21-52-6002	Field Beta Steam GenerationReheaters Foundations. Foundation	Drawing		Vendor	GEN-2	Approval	Drawing
6007-PLN-AGE-21-52-6005	Field Beta Steam GenerationReheaters Foundations. PiersReinforcement	Drawing		Vendor	GEN-2	Approval	Drawing
6007-PLN-AGE-21-52-6006	Field Beta Steam GenerationReheaters Foundations. PipeSupports and ColumnsReinforcement	Drawing		Vendor	GEN-2	Approval	Drawing
6007-PLN-AGE-21-52-6007	Field Beta Steam GenerationReheaters Foundations. ProcessWater Drainage	Drawing		Vendor	GEN-2	Approval	Drawing
6007-PLN-AGE-21-52-6008	Field Alpha Steam GenerationReheaters Foundations. Details	Drawing		Vendor	GEN-2	Approval	Drawing
6007-PLN-AGE-21-52-6009	Field Alpha Steam GenerationReheaters Foundations. PipeSupportsand Columns Details	Drawing		Vendor	GEN-2	Approval	Drawing
6007-PLN-ATP-00-50-S001	Steam Generation AreaReheaters Foundations –General Civil and Structural Notes	Drawing		Vendor	GEN-2	Approval	Drawing
6007-PLN-PRI-39-52-1101	COVER SHEET	Drawing		Vendor	GEN-2	Approval	Drawing
6007-PLN-PRI-39-52-1102	CONTACT LIST/STANDARDABBREVIATIONS	Drawing		Vendor	GEN-2	Approval	Drawing
6007-PLN-PRI-39-52-1103	GENERAL WELDING INFORMATION	Drawing		Vendor	GEN-2	Approval	Drawing
6007-PLN-PRI-39-52-1104	SPECIAL INSPECTION	Drawing		Vendor	GEN-2	Approval	Drawing
6007-PLN-PRI-39-52-1105	FOUNDATION	Drawing		Vendor	GEN-2	Approval	Drawing
6007-PLN-PRI-39-52-1106	ANCHOR CHAIR DETAILS	Drawing		Vendor	GEN-2	Approval	Drawing
6007-PLN-PRI-39-52-1201	COVER SHEET	Drawing		Vendor	GEN-2	Approval	Drawing
6007-PLN-PRI-39-52-1202	CONTACT LIST/STANDARDABBREVIATIONS	Drawing		Vendor	GEN-2	Approval	Drawing
6007-PLN-PRI-39-52-1203	GENERAL WELDING INFORMATION	Drawing		Vendor	GEN-2	Approval	Drawing
6007-PLN-PRI-39-52-1204	SPECIAL INSPECTION	Drawing		Vendor	GEN-2	Approval	Drawing
6007-PLN-PRI-39-52-1205	FOUNDATION	Drawing		Vendor	GEN-2	Approval	Drawing
6007-PLN-PRI-39-52-1206	ANCHOR CHAIR DETAILS	Drawing		Vendor	GEN-2	Approval	Drawing
6007-PLN-PRI-58-52-6101	ALPHA PLANT MT-204A COVER SHEET	Drawing		Vendor	GEN-2	Approval	Drawing
6007-PLN-PRI-58-52-6102	ALPHA PLANT MT-204A CONTACT UST STANDARD ABBREVIATIONS	Drawing		Vendor	GEN-2	Approval	Drawing
6007-PLN-PRI-58-52-6103	ALPHA PLANT MT-204A GENERALWELDING INFORMATION	Drawing		Vendor	GEN-2	Approval	Drawing
6007-PLN-PRI-58-52-6104	ALPHA PLANT MT-204A SPECIALINSPECTIONS	Drawing		Vendor	GEN-2	Approval	Drawing
6007-PLN-PRI-58-52-6105	ALPHA PLANT MT-204A FOUNDATION	Drawing		Vendor	GEN-2	Approval	Drawing
6007-PLN-PRI-58-52-6106	ALPHA PLANT MT-204A ANCHOR CHAIRDETAILS	Drawing		Vendor	GEN-2	Approval	Drawing
6007-PLN-PRI-58-52-6201	ALPHA PLANT MT-204B COVER SHEET	Drawing		Vendor	GEN-2	Approval	Drawing
6007-PLN-PRI-58-52-6202	ALPHA PLANT MT-204B CONTACT UST /STANDARD ABBREVIATIONS	Drawing		Vendor	GEN-2	Approval	Drawing
6007-PLN-PRI-58-52-6203	ALPHA PLANT MT-204B GENERALWELDING INFORMATION	Drawing		Vendor	GEN-2	Approval	Drawing
6007-PLN-PRI-58-52-6204	ALPHA PLANT MT-204B SPECIALINSPECTIONS	Drawing		Vendor	GEN-2	Approval	Drawing
6007-PLN-PRI-58-52-6205	ALPHA PLANT MT-204B FOUNDATION	Drawing		Vendor	GEN-2	Approval	Drawing
6007-PLN-PRI-58-52-6206	ALPHA PLANT MT-204B ANCHOR CHAIRDETAILS	Drawing		Vendor	GEN-2	Approval	Drawing
6007-PLN-PRI-58-52-6301	BETA PLANT MT-204A COVER SHEET	Drawing		Vendor	GEN-2	Approval	Drawing
6007-PLN-PRI-58-52-6302	BETA PLANT MT-204A CONTACT UST /STANDARD ABBREVIATIONS	Drawing		Vendor	GEN-2	Approval	Drawing
6007-PLN-PRI-58-52-6303	BETA PLANT MT-204A GENERALWELDING INFORMATION	Drawing		Vendor	GEN-2	Approval	Drawing
6007-PLN-PRI-58-52-6304	BETA PLANT MT-204A SPECIALINSPECTIONS	Drawing		Vendor	GEN-2	Approval	Drawing
6007-PLN-PRI-58-52-6305	BETA PLANT MT-204A FOUNDATION	Drawing		Vendor	GEN-2	Approval	Drawing
6007-PLN-PRI-58-52-6306	BETA PLANT MT-204A ANCHOR CHAIRDETAILS	Drawing		Vendor	GEN-2	Approval	Drawing
6007-PLN-PRI-58-52-6401	BETA PLANT MT-204B COVER SHEET	Drawing		Vendor	GEN-2	Approval	Drawing
6007-PLN-PRI-58-52-6402	BETA PLANT MT-204B CONTACT UST STANDARD ABBREVIATIONS	Drawing		Vendor	GEN-2	Approval	Drawing
6007-PLN-PRI-58-52-6403	BETA PLANT MT-204B GENERALWELDING INFORMATION	Drawing		Vendor	GEN-2	Approval	Drawing
6007-PLN-PRI-58-52-6404	BETA PLANT MT-204B SPECIALINSPECTIONS	Drawing		Vendor	GEN-2	Approval	Drawing
6007-PLN-PRI-58-52-6405	BETA PLANT MT-204B FOUNDATION	Drawing		Vendor	GEN-2	Approval	Drawing
6007-PLN-PRI-58-52-6406	BETA PLANT MT-204B ANCHOR CHAIRDETAILS	Drawing		Vendor	GEN-2	Approval	Drawing
6007-PLN-PRI-39-52-1101	COVER SHEET	Drawing		Vendor	GEN-2	Approval	Drawing
6007-PLN-PRI-39-52-1102	CONTACT LIST/STANDARDABBREVIATIONS	Drawing		Vendor	GEN-2	Approval	Drawing
6007-PLN-PRI-39-52-1103	GENERAL WELDING INFORMATION	Drawing		Vendor	GEN-2	Approval	Drawing
6007-PLN-PRI-39-52-1104	SPECIAL INSPECTION	Drawing		Vendor	GEN-2	Approval	Drawing
6007-PLN-PRI-39-52-1105	FOUNDATION	Drawing		Vendor	GEN-2	Approval	Drawing
6007-PLN-PRI-39-52-1106	ANCHOR CHAIR DETAILS	Drawing		Vendor	GEN-2	Approval	Drawing
6007-PLN-PRI-39-52-1201	COVER SHEET	Drawing		Vendor	GEN-2	Approval	Drawing
6007-PLN-PRI-39-52-1202	CONTACT LIST/STANDARDABBREVIATIONS	Drawing		Vendor	GEN-2	Approval	Drawing
6007-PLN-PRI-39-52-1203	GENERAL WELDING INFORMATION	Drawing		Vendor	GEN-2	Approval	Drawing
6007-PLN-PRI-39-52-1204	SPECIAL INSPECTION	Drawing		Vendor	GEN-2	Approval	Drawing
6007-PLN-PRI-39-52-1205	FOUNDATION	Drawing		Vendor	GEN-2	Approval	Drawing
6007-PLN-PRI-39-52-1206	ANCHOR CHAIR DETAILS	Drawing		Vendor	GEN-2	Approval	Drawing
6007-CAL-PRI-39-52-2100	MT -424 Cooling Tower Blow down alpha plant structural Calculations	Calculation	3	Vendor	GEN-2	Approval	calculation
6007-CAL-PRI-39-52-2200	MT -424 Cooling Tower Blow down Beta plant structural Calculations	Calculation	3	Vendor	GEN-2	Approval	calculation
6007-PLN-PRI-39-52-2101	Alpha Plant - Foundation Cooling Tower Blow Down A-MT-424 Cover Sheet	Drawing	1	Vendor	GEN-2	Approval	Drawing
6007-PLN-PRI-39-52-2102	Alpha Plant - Foundation Cooling Tower Blow Down A-MT-424 Contact list	Drawing	0	Vendor	GEN-2	Approval	Drawing
6007-PLN-PRI-39-52-2103	Alpha Plant - Foundation Cooling Tower Blow Down A-MT-424 General Welding Information	Drawing	0	Vendor	GEN-2	Approval	Drawing
6007-PLN-PRI-39-52-2104	Alpha Plant - Foundation Cooling Tower Blow Down A-MT-424 Special Inspection	Drawing	1	Vendor	GEN-2	Approval	Drawing
6007-PLN-PRI-39-52-2105	Alpha Plant - Foundation Cooling Tower Blow Down A-MT-424 Foundation	Drawing	1	Vendor	GEN-2	Approval	Drawing
6007-PLN-PRI-39-52-2106	Alpha Plant - Foundation Cooling Tower Blow Down A-MT-424 Anchor Chair Detail	Drawing	0	Vendor	GEN-2	Approval	Drawing
6007-PLN-PRI-39-52-2201	Beta Plant- Foundation Cooling Tower Blow Down B-MT-242 Cover Sheet	Drawing	1	Vendor	GEN-2	Approval	Drawing
6007-PLN-PRI-39-52-2202	Beta Plant- Foundation Cooling Tower Blow Down B-MT-242 Contact List/Standard Abbreviations	Drawing	0	Vendor	GEN-2	Approval	Drawing
6007-PLN-PRI-39-52-2203	Beta Plant- Foundation Cooling Tower Blow Down B-MT-242 General Welding Information	Drawing	0	Vendor	GEN-2	Approval	Drawing
6007-PLN-PRI-39-52-2204	Beta Plant- Foundation Cooling Tower Blow Down B-MT-242 Special Inspection	Drawing	1	Vendor	GEN-2	Approval	Drawing
6007-PLN-PRI-39-52-2205	Beta Plant- Foundation Cooling Tower Blow Down B-MT-242 Foundation	Drawing	1	Vendor	GEN-2	Approval	Drawing
6007-PLN-PRI-39-52-2206	Beta Plant- Foundation Cooling Tower Blow Down B-MT-242 Anchor Chair Detail	Drawing	0	Vendor	GEN-2	Approval	Drawing
6007-INF-PRI-39-52-1001	0187P:A1&2-MT-402 Foundation Grout Memo (DS 08-22-12)	Analysis	0	Vendor	GEN-2	Approval	Report
6007-INF-PRI-39-52-3001	0187P:A1&2-MT-444 Foundation Grout Memo (DS 08-22-12)	Analysis	0	Vendor	GEN-2	Approval	Report
6007-PLN-PRI-39-52-2201	Beta Plant- Foundation- Cooling Tower Blow Down B-MT-424 Cover Sheet	Drawing	2	Vendor	GEN-2	Approval	Drawing
6007-PLN-PRI-39-52-2205	Beta Plant- Foundation- Cooling Tower Blow Down B-MT-424 Foundation	Drawing	2	Vendor	GEN-2	Approval	Drawing
6007-PRI-PLN-39-62-3101	MT-444 Alpha Cover Sheet	Drawing	2	Vendor	GEN-2	Approval	Drawing
6007-PRI-PLN-39-62-3102	Contact List/Standard Abbreviations	Drawing	0	Vendor	GEN-2	Approval	Drawing
6007-PRI-PLN-39-62-3103	General Welding Information	Drawing	0	Vendor	GEN-2	Approval	Drawing
6007-PRI-PLN-39-62-3104	Special Inspections	Drawing	0	Vendor	GEN-2	Approval	Drawing
6007-PRI-PLN-39-62-3105	Orientation	Drawing	2	Vendor	GEN-2	Approval	Drawing
6007-PRI-PLN-39-62-3106	Annular Layout	Drawing	0	Vendor	GEN-2	Approval	Drawing
6007-PRI-PLN-39-62-3107	Floor Layout	Drawing	0	Vendor	GEN-2	Approval	Drawing
6007-PRI-PLN-39-62-3108	Shell Details	Drawing	0	Vendor	GEN-2	Approval	Drawing
6007-PRI-PLN-39-62-3109	Shell Layout	Drawing	2	Vendor	GEN-2	Approval	Drawing
6007-PRI-PLN-39-62-3110	Welder Identification	Drawing	0	Vendor	GEN-2	Approval	Drawing
6007-PRI-PLN-39-62-3111	Center Support Column	Drawing	0	Vendor	GEN-2	Approval	Drawing
6007-PRI-PLN-39-62-3112	Roof Layout	Drawing	1	Vendor	GEN-2	Approval	Drawing
6007-PRI-PLN-39-62-3113	Internal Rafter Layout	Drawing	1	Vendor	GEN-2	Approval	Drawing
6007-PRI-PLN-39-62-3114	Shell Nozzle Schedule	Drawing	2	Vendor	GEN-2	Approval	Drawing
6007-PRI-PLN-39-62-3115	Roof Nozzle Schedule	Drawing	2	Vendor	GEN-2	Approval	Drawing
6007-PRI-PLN-39-62-3116	20" Overflow	Drawing	1	Vendor	GEN-2	Approval	Drawing
6007-PRI-PLN-39-62-3117	8" Pump Recycle	Drawing	1	Vendor	GEN-2	Approval	Drawing
6007-PRI-PLN-39-62-3118	36" Multi-Bolt Shell Manway	Drawing	0	Vendor	GEN-2	Approval	Drawing
6007-PRI-PLN-39-62-3119	Nameplate Detail	Drawing	0	Vendor	GEN-2	Approval	Drawing
6007-PRI-PLN-39-62-3120	30" Roof Manway	Drawing	0	Vendor	GEN-2	Approval	Drawing
6007-PRI-PLN-39-62-3121	20" Gooseneck Vent	Drawing	0	Vendor	GEN-2	Approval	Drawing
6007-PRI-PLN-39-62-3122	Exterior Ladder	Drawing	0	Vendor	GEN-2	Approval	Drawing
6007-PRI-PLN-39-62-3123	Roof Handrail	Drawing	0	Vendor	GEN-2	Approval	Drawing
6007-PRI-PLN-39-62-3124	Grounding Lug	Drawing	0	Vendor	GEN-2	Approval	Drawing
6007-PRI-PLN-39-62-3125	Pipe Supports	Drawing	2	Vendor	GEN-2	Approval	Drawing
6007-PRI-PLN-39-62-3201	MT-444 Beta Cover Sheet	Drawing	2	Vendor	GEN-2	Approval	Drawing
6007-PRI-PLN-39-62-3202	Contact List/Standard Abbreviations	Drawing	0	Vendor	GEN-2	Approval	Drawing
6007-PRI-PLN-39-62-3203	General Welding Information	Drawing	0	Vendor	GEN-2	Approval	Drawing
6007-PRI-PLN-39-62-3204	Special Inspections	Drawing	0	Vendor	GEN-2	Approval	Drawing
6007-PRI-PLN-39-62-3205	Orientation	Drawing	2	Vendor	GEN-2	Approval	Drawing
6007-PRI-PLN-39-62-3206	Annular Layout	Drawing	0	Vendor	GEN-2	Approval	Drawing
6007-PRI-PLN-39-62-3207	Floor Layout	Drawing	0	Vendor	GEN-2	Approval	Drawing
6007-PRI-PLN-39-62-3208	Shell Details	Drawing	0	Vendor	GEN-2	Approval	Drawing
6007-PRI-PLN-39-62-3209	Shell Layout	Drawing	2	Vendor	GEN-2	Approval	Drawing
6007-PRI-PLN-39-62-3210	Welder Identification	Drawing	0	Vendor	GEN-2	Approval	Drawing
6007-PRI-PLN-39-62-3211	Center Support Column	Drawing	0	Vendor	GEN-2	Approval	Drawing
6007-PRI-PLN-39-62-3212	Roof Layout	Drawing	1	Vendor	GEN-2	Approval	Drawing
6007-PRI-PLN-39-62-3213	Internal Rafter Layout	Drawing	1	Vendor	GEN-2	Approval	Drawing
6007-PRI-PLN-39-62-3214	Shell Nozzle Schedule	Drawing	2	Vendor	GEN-2	Approval	Drawing
6007-PRI-PLN-39-62-3215	Roof Nozzle Schedule	Drawing	2	Vendor	GEN-2	Approval	Drawing
6007-PRI-PLN-39-62-3216	20" Overflow	Drawing	1	Vendor	GEN-2	Approval	Drawing
6007-PRI-PLN-39-62-3217	8" Pump Recycle	Drawing	1	Vendor	GEN-2	Approval	Drawing
6007-PRI-PLN-39-62-3218	36" Multi-Bolt Shell Manway	Drawing	0	Vendor	GEN-2	Approval	Drawing
6007-PRI-PLN-39-62-3219	Nameplate Detail	Drawing	0	Vendor	GEN-2	Approval	Drawing
6007-PRI-PLN-39-62-3220	30" Roof Manway	Drawing	0	Vendor	GEN-2	Approval	Drawing
6007-PRI-PLN-39-62-3221	20" Gooseneck Vent	Drawing	0	Vendor	GEN-2	Approval	Drawing
6007-PRI-PLN-39-62-3222	Exterior Ladder	Drawing	0	Vendor	GEN-2	Approval	Drawing
6007-PRI-PLN-39-62-3223	Roof Handrail	Drawing	0	Vendor	GEN-2	Approval	Drawing
6007-PRI-PLN-39-62-3224	Grounding Lug	Drawing	0	Vendor	GEN-2	Approval	Drawing
6007-PRI-PLN-39-62-3225	Pipe Supports	Drawing	2	Vendor	GEN-2	Approval	Drawing
6007-PLN-PRI-39-52-4101	A-MT-451 Foundation Cover Sheet	Drawing	1	Vendor	GEN-2	Approval	Drawing
6007-PLN-PRI-39-52-4102	Contact List / Standard Abbreviations	Drawing	0	Vendor	GEN-2	Approval	Drawing
6007-PLN-PRI-39-52-4103	General Welding Information	Drawing	0	Vendor	GEN-2	Approval	Drawing
6007-PLN-PRI-39-52-4104	Special Inspections	Drawing	1	Vendor	GEN-2	Approval	Drawing
6007-PLN-PRI-39-52-4105	Foundation	Drawing	1	Vendor	GEN-2	Approval	Drawing
6007-PLN-PRI-39-52-4106	Anchor Chair Detail	Drawing	0	Vendor	GEN-2	Approval	Drawing
6007-VAR-PRI-ATP-4100	Response to BV comments on MT-451 Foundations		0	Vendor	GEN-2	Approval	

6007-PLN-PRI-39-52-4201	B-MT-451 Foundation Cover Sheet	Drawing	1	Vendor	GEN-2	Approval	Drawing
6007-PLN-PRI-39-52-4202	Contact List / Standard Abbreviations	Drawing	0	Vendor	GEN-2	Approval	Drawing
6007-PLN-PRI-39-52-4203	General Welding Information	Drawing	0	Vendor	GEN-2	Approval	Drawing
6007-PLN-PRI-39-52-4204	Special Inspections	Drawing	1	Vendor	GEN-2	Approval	Drawing
6007-PLN-PRI-39-52-4205	Foundation	Drawing	1	Vendor	GEN-2	Approval	Drawing
6007-PLN-PRI-39-52-4206	Anchor Chair Detail	Drawing	0	Vendor	GEN-2	Approval	Drawing
6007-PLN-PRI-39-52-5101	A-MT-453 Foundation Cover Sheet	Drawing	1	Vendor	GEN-2	Approval	Drawing
6007-PLN-PRI-39-52-5102	Contact List / Standard Abbreviations	Drawing	0	Vendor	GEN-2	Approval	Drawing
6007-PLN-PRI-39-52-5103	General Welding Information	Drawing	0	Vendor	GEN-2	Approval	Drawing
6007-PLN-PRI-39-52-5104	Special Inspections	Drawing	1	Vendor	GEN-2	Approval	Drawing
6007-PLN-PRI-39-52-5105	Foundation	Drawing	1	Vendor	GEN-2	Approval	Drawing
6007-PLN-PRI-39-52-5106	Anchor Chair Detail	Drawing	0	Vendor	GEN-2	Approval	Drawing
6007-VAR-PRI-ATP-5100	Responses to BV comments for MT-453 Foundations		0	Vendor	GEN-2	Approval	
6007-PLN-PRI-39-52-5201	B-MT-453 Foundation Cover Sheet	Drawing	1	Vendor	GEN-2	Approval	Drawing
6007-PLN-PRI-39-52-5202	Contact List / Standard Abbreviations	Drawing	0	Vendor	GEN-2	Approval	Drawing
6007-PLN-PRI-39-52-5203	General Welding Information	Drawing	0	Vendor	GEN-2	Approval	Drawing
6007-PLN-PRI-39-52-5204	Special Inspections	Drawing	1	Vendor	GEN-2	Approval	Drawing
6007-PLN-PRI-39-52-5205	Foundation	Drawing	1	Vendor	GEN-2	Approval	Drawing
6007-PLN-PRI-39-52-5206	Anchor Chair Detail	Drawing	0	Vendor	GEN-2	Approval	Drawing
6007-CAL-PRI-39-52-5100	A-MT-453 Structural Calculations	Calculation	4	Vendor	GEN-2	Approval	calculation
6007-CAL-PRI-39-52-5200	B-MT-453 Structural Calculations	Calculation	4	Vendor	GEN-2	Approval	calculation
6007-PRI-PLN-39-62-3101	MT-444 Alpha Cover Sheet	Drawing	2	Vendor	GEN-2	Approval	Drawing
6007-PRI-PLN-39-62-3102	Contact List/Standard Abbreviations	Drawing	0	Vendor	GEN-2	Approval	Drawing
6007-PRI-PLN-39-62-3103	General Welding Information	Drawing	0	Vendor	GEN-2	Approval	Drawing
6007-PRI-PLN-39-62-3104	Special Inspections	Drawing	0	Vendor	GEN-2	Approval	Drawing
6007-PRI-PLN-39-62-3105	Orientation	Drawing	2	Vendor	GEN-2	Approval	Drawing
6007-PRI-PLN-39-62-3106	Annular Layout	Drawing	0	Vendor	GEN-2	Approval	Drawing
6007-PRI-PLN-39-62-3107	Floor Layout	Drawing	0	Vendor	GEN-2	Approval	Drawing
6007-PRI-PLN-39-62-3108	Shell Details	Drawing	0	Vendor	GEN-2	Approval	Drawing
6007-PRI-PLN-39-62-3109	Shell Layout	Drawing	2	Vendor	GEN-2	Approval	Drawing
6007-PRI-PLN-39-62-3110	Welder Identification	Drawing	0	Vendor	GEN-2	Approval	Drawing
6007-PRI-PLN-39-62-3111	Center Support Column	Drawing	0	Vendor	GEN-2	Approval	Drawing
6007-PRI-PLN-39-62-3112	Roof Layout	Drawing	1	Vendor	GEN-2	Approval	Drawing
6007-PRI-PLN-39-62-3113	Internal Rafter Layout	Drawing	1	Vendor	GEN-2	Approval	Drawing
6007-PRI-PLN-39-62-3114	Shell Nozzle Schedule	Drawing	2	Vendor	GEN-2	Approval	Drawing
6007-PRI-PLN-39-62-3115	Roof Nozzle Schedule	Drawing	2	Vendor	GEN-2	Approval	Drawing
6007-PRI-PLN-39-62-3116	20" Overflow	Drawing	1	Vendor	GEN-2	Approval	Drawing
6007-PRI-PLN-39-62-3117	8" Pump Recycle	Drawing	1	Vendor	GEN-2	Approval	Drawing
6007-PRI-PLN-39-62-3118	36" Multi-Bolt Shell Manway	Drawing	0	Vendor	GEN-2	Approval	Drawing
6007-PRI-PLN-39-62-3119	Nameplate Detail	Drawing	0	Vendor	GEN-2	Approval	Drawing
6007-PRI-PLN-39-62-3120	30" Roof Manway	Drawing	0	Vendor	GEN-2	Approval	Drawing
6007-PRI-PLN-39-62-3121	20" Gooseneck Vent	Drawing	0	Vendor	GEN-2	Approval	Drawing
6007-PRI-PLN-39-62-3122	Exterior Ladder	Drawing	0	Vendor	GEN-2	Approval	Drawing
6007-PRI-PLN-39-62-3123	Roof Handrail	Drawing	0	Vendor	GEN-2	Approval	Drawing
6007-PRI-PLN-39-62-3124	Grounding Lug	Drawing	0	Vendor	GEN-2	Approval	Drawing
6007-PRI-PLN-39-62-3125	Pipe Supports	Drawing	2	Vendor	GEN-2	Approval	Drawing
6007-PRI-PLN-39-62-3201	MT-444 Beta Cover Sheet	Drawing	2	Vendor	GEN-2	Approval	Drawing
6007-PRI-PLN-39-62-3202	Contact List/Standard Abbreviations	Drawing	0	Vendor	GEN-2	Approval	Drawing
6007-PRI-PLN-39-62-3203	General Welding Information	Drawing	0	Vendor	GEN-2	Approval	Drawing
6007-PRI-PLN-39-62-3204	Special Inspections	Drawing	0	Vendor	GEN-2	Approval	Drawing
6007-PRI-PLN-39-62-3205	Orientation	Drawing	2	Vendor	GEN-2	Approval	Drawing
6007-PRI-PLN-39-62-3206	Annular Layout	Drawing	0	Vendor	GEN-2	Approval	Drawing
6007-PRI-PLN-39-62-3207	Floor Layout	Drawing	0	Vendor	GEN-2	Approval	Drawing
6007-PRI-PLN-39-62-3208	Shell Details	Drawing	0	Vendor	GEN-2	Approval	Drawing
6007-PRI-PLN-39-62-3209	Shell Layout	Drawing	2	Vendor	GEN-2	Approval	Drawing
6007-PRI-PLN-39-62-3210	Welder Identification	Drawing	0	Vendor	GEN-2	Approval	Drawing
6007-PRI-PLN-39-62-3211	Center Support Column	Drawing	0	Vendor	GEN-2	Approval	Drawing
6007-PRI-PLN-39-62-3212	Roof Layout	Drawing	1	Vendor	GEN-2	Approval	Drawing
6007-PRI-PLN-39-62-3213	Internal Rafter Layout	Drawing	1	Vendor	GEN-2	Approval	Drawing
6007-PRI-PLN-39-62-3214	Shell Nozzle Schedule	Drawing	2	Vendor	GEN-2	Approval	Drawing
6007-PRI-PLN-39-62-3215	Roof Nozzle Schedule	Drawing	2	Vendor	GEN-2	Approval	Drawing
6007-PRI-PLN-39-62-3216	20" Overflow	Drawing	1	Vendor	GEN-2	Approval	Drawing
6007-PRI-PLN-39-62-3217	8" Pump Recycle	Drawing	1	Vendor	GEN-2	Approval	Drawing
6007-PRI-PLN-39-62-3218	36" Multi-Bolt Shell Manway	Drawing	0	Vendor	GEN-2	Approval	Drawing
6007-PRI-PLN-39-62-3219	Nameplate Detail	Drawing	0	Vendor	GEN-2	Approval	Drawing
6007-PRI-PLN-39-62-3220	30" Roof Manway	Drawing	0	Vendor	GEN-2	Approval	Drawing
6007-PRI-PLN-39-62-3221	20" Gooseneck Vent	Drawing	0	Vendor	GEN-2	Approval	Drawing
6007-PRI-PLN-39-62-3222	Exterior Ladder	Drawing	0	Vendor	GEN-2	Approval	Drawing
6007-PRI-PLN-39-62-3223	Roof Handrail	Drawing	0	Vendor	GEN-2	Approval	Drawing
6007-PRI-PLN-39-62-3224	Grounding Lug	Drawing	0	Vendor	GEN-2	Approval	Drawing
6007-PRI-PLN-39-62-3225	Pipe Supports	Drawing	2	Vendor	GEN-2	Approval	Drawing
0187P-C1&2 - MT-444 Response To BV Tank Comments (I	Response Memo	Spec		Vendor	GEN-2	Approval	Spec
6007-PLN-PRI-39-62-1120	Ø 10" PUMP RECYCLE	Drawing	6	Vendor	GEN-2	Approval	Drawing
6007-PLN-PRI-39-62-1220	Ø 10" PUMP RECYCLE	Drawing	6	Vendor	GEN-2	Approval	Drawing
0187P-A1&2 - MT-402 Tank Drawing Changes Memo (DS	Cover Letter	Drawing	0	Vendor	GEN-2	Approval	
6007-PRI-PLN-39-62-2101	MT-424 Alpha Cover Sheet	Drawing	2	Vendor	GEN-2	Approval	Drawing
6007-PRI-PLN-39-62-2102	Contact List/Standard Abbreviations	Drawing	0	Vendor	GEN-2	Approval	Drawing
6007-PRI-PLN-39-62-2103	General Welding Information	Drawing	0	Vendor	GEN-2	Approval	Drawing
6007-PRI-PLN-39-62-2104	Special Inspections	Drawing	0	Vendor	GEN-2	Approval	Drawing
6007-PRI-PLN-39-62-2105	Orientation	Drawing	2	Vendor	GEN-2	Approval	Drawing
6007-PRI-PLN-39-62-2106	Floor Layout	Drawing	0	Vendor	GEN-2	Approval	Drawing
6007-PRI-PLN-39-62-2107	Shell Details	Drawing	0	Vendor	GEN-2	Approval	Drawing
6007-PRI-PLN-39-62-2108	Shell Layout	Drawing	2	Vendor	GEN-2	Approval	Drawing
6007-PRI-PLN-39-62-2109	Welder Identification	Drawing	0	Vendor	GEN-2	Approval	Drawing
6007-PRI-PLN-39-62-2110	Center Support Column	Drawing	0	Vendor	GEN-2	Approval	Drawing
6007-PRI-PLN-39-62-2111	Roof Layout	Drawing	1	Vendor	GEN-2	Approval	Drawing
6007-PRI-PLN-39-62-2112	Internal Rafter Layout	Drawing	1	Vendor	GEN-2	Approval	Drawing
6007-PRI-PLN-39-62-2113	Shell Nozzle Schedule	Drawing	2	Vendor	GEN-2	Approval	Drawing
6007-PRI-PLN-39-62-2114	Roof Nozzle Schedule	Drawing	1	Vendor	GEN-2	Approval	Drawing
6007-PRI-PLN-39-62-2115	ø 8" Overflow	Drawing	0	Vendor	GEN-2	Approval	Drawing
6007-PRI-PLN-39-62-2116	ø 36" Multi-Bolt Shell Manway	Drawing	0	Vendor	GEN-2	Approval	Drawing
6007-PRI-PLN-39-62-2117	Nameplate Detail	Drawing	0	Vendor	GEN-2	Approval	Drawing
6007-PRI-PLN-39-62-2118	ø 30" Roof Manway	Drawing	0	Vendor	GEN-2	Approval	Drawing
6007-PRI-PLN-39-62-2119	ø 10" Gooseneck Vent	Drawing	0	Vendor	GEN-2	Approval	Drawing
6007-PRI-PLN-39-62-2120	Exterior Ladder	Drawing	0	Vendor	GEN-2	Approval	Drawing
6007-PRI-PLN-39-62-2121	Roof Handrail	Drawing	0	Vendor	GEN-2	Approval	Drawing
6007-PRI-PLN-39-62-2122	Grounding Lug & Shell Repad	Drawing	2	Vendor	GEN-2	Approval	Drawing
6007-PRI-PLN-39-62-2201	MT-424 Beta Cover Sheet	Drawing	2	Vendor	GEN-2	Approval	Drawing
6007-PRI-PLN-39-62-2202	Contact List/Standard Abbreviations	Drawing	0	Vendor	GEN-2	Approval	Drawing
6007-PRI-PLN-39-62-2203	General Welding Information	Drawing	0	Vendor	GEN-2	Approval	Drawing
6007-PRI-PLN-39-62-2204	Special Inspections	Drawing	0	Vendor	GEN-2	Approval	Drawing
6007-PRI-PLN-39-62-2205	Orientation	Drawing	2	Vendor	GEN-2	Approval	Drawing
6007-PRI-PLN-39-62-2206	Floor Layout	Drawing	0	Vendor	GEN-2	Approval	Drawing
6007-PRI-PLN-39-62-2207	Shell Details	Drawing	0	Vendor	GEN-2	Approval	Drawing
6007-PRI-PLN-39-62-2208	Shell Layout	Drawing	2	Vendor	GEN-2	Approval	Drawing
6007-PRI-PLN-39-62-2209	Welder Identification	Drawing	0	Vendor	GEN-2	Approval	Drawing
6007-PRI-PLN-39-62-2210	Center Support Column	Drawing	0	Vendor	GEN-2	Approval	Drawing
6007-PRI-PLN-39-62-2211	Roof Layout	Drawing	1	Vendor	GEN-2	Approval	Drawing
6007-PRI-PLN-39-62-2212	Internal Rafter Layout	Drawing	1	Vendor	GEN-2	Approval	Drawing
6007-PRI-PLN-39-62-2213	Shell Nozzle Schedule	Drawing	2	Vendor	GEN-2	Approval	Drawing
6007-PRI-PLN-39-62-2214	Roof Nozzle Schedule	Drawing	1	Vendor	GEN-2	Approval	Drawing
6007-PRI-PLN-39-62-2215	ø 8" Overflow	Drawing	0	Vendor	GEN-2	Approval	Drawing
6007-PRI-PLN-39-62-2216	ø 36" Multi-Bolt Shell Manway	Drawing	0	Vendor	GEN-2	Approval	Drawing
6007-PRI-PLN-39-62-2217	Nameplate Detail	Drawing	0	Vendor	GEN-2	Approval	Drawing
6007-PRI-PLN-39-62-2218	ø 30" Roof Manway	Drawing	0	Vendor	GEN-2	Approval	Drawing
6007-PRI-PLN-39-62-2219	ø 10" Gooseneck Vent	Drawing	0	Vendor	GEN-2	Approval	Drawing
6007-PRI-PLN-39-62-2220	Exterior Ladder	Drawing	0	Vendor	GEN-2	Approval	Drawing
6007-PRI-PLN-39-62-2221	Roof Handrail	Drawing	0	Vendor	GEN-2	Approval	Drawing
6007-PRI-PLN-39-62-2222	Grounding Lug & Shell Repad	Drawing	2	Vendor	GEN-2	Approval	Drawing
6007-PRI-PLN-39-62-4101	MT-451 Alpha Cover Sheet	Drawing	1	Vendor	GEN-2	Approval	Drawing
6007-PRI-PLN-39-62-4102	Contact List/Standard Abbreviations	Drawing	0	Vendor	GEN-2	Approval	Drawing
6007-PRI-PLN-39-62-4103	General Welding Information	Drawing	0	Vendor	GEN-2	Approval	Drawing
6007-PRI-PLN-39-62-4104	Special Inspections	Drawing	0	Vendor	GEN-2	Approval	Drawing
6007-PRI-PLN-39-62-4105	Orientation	Drawing	1	Vendor	GEN-2	Approval	Drawing
6007-PRI-PLN-39-62-4106	Floor Layout	Drawing	0	Vendor	GEN-2	Approval	Drawing
6007-PRI-PLN-39-62-4107	Shell Details	Drawing	0	Vendor	GEN-2	Approval	Drawing
6007-PRI-PLN-39-62-4108	Shell Layout	Drawing	1	Vendor	GEN-2	Approval	Drawing
6007-PRI-PLN-39-62-4109	Welder Identification	Drawing	0	Vendor	GEN-2	Approval	Drawing
6007-PRI-PLN-39-62-4110	Center Support Column	Drawing	0	Vendor	GEN-2	Approval	Drawing
6007-PRI-PLN-39-62-4111	Roof Layout	Drawing	1	Vendor	GEN-2	Approval	Drawing
6007-PRI-PLN-39-62-4112	Internal Rafter Layout	Drawing	1	Vendor	GEN-2	Approval	Drawing
6007-PRI-PLN-39-62-4113	Shell Nozzle Schedule	Drawing	1	Vendor	GEN-2	Approval	Drawing

6007-PRI-PLN-39-62-4114	Roof Nozzle Schedule	Drawing	0	Vendor	GEN-2	Approval	Drawing
6007-PRI-PLN-39-62-4115	ø 8" Overflow	Drawing	0	Vendor	GEN-2	Approval	Drawing
6007-PRI-PLN-39-62-4116	ø 2" Pump Recycle	Drawing	1	Vendor	GEN-2	Approval	Drawing
6007-PRI-PLN-39-62-4117	ø 36" Multi-Bolt Shell Manway	Drawing	0	Vendor	GEN-2	Approval	Drawing
6007-PRI-PLN-39-62-4118	Nameplate Detail	Drawing	1	Vendor	GEN-2	Approval	Drawing
6007-PRI-PLN-39-62-4119	ø 30" Roof Manway	Drawing	0	Vendor	GEN-2	Approval	Drawing
6007-PRI-PLN-39-62-4120	ø 8" Gooseneck Vent	Drawing	0	Vendor	GEN-2	Approval	Drawing
6007-PRI-PLN-39-62-4121	Exterior Ladder	Drawing	0	Vendor	GEN-2	Approval	Drawing
6007-PRI-PLN-39-62-4122	Roof Handrail	Drawing	0	Vendor	GEN-2	Approval	Drawing
6007-PRI-PLN-39-62-4123	Grounding Lug & Shell Repad	Drawing	1	Vendor	GEN-2	Approval	Drawing
6007-PRI-PLN-39-62-4201	MT-451 Beta Cover Sheet	Drawing	1	Vendor	GEN-2	Approval	Drawing
6007-PRI-PLN-39-62-4202	Contact List/Standard Abbreviations	Drawing	0	Vendor	GEN-2	Approval	Drawing
6007-PRI-PLN-39-62-4203	General Welding Information	Drawing	0	Vendor	GEN-2	Approval	Drawing
6007-PRI-PLN-39-62-4204	Special Inspections	Drawing	0	Vendor	GEN-2	Approval	Drawing
6007-PRI-PLN-39-62-4205	Orientation	Drawing	1	Vendor	GEN-2	Approval	Drawing
6007-PRI-PLN-39-62-4206	Floor Layout	Drawing	0	Vendor	GEN-2	Approval	Drawing
6007-PRI-PLN-39-62-4207	Shell Details	Drawing	0	Vendor	GEN-2	Approval	Drawing
6007-PRI-PLN-39-62-4208	Shell Layout	Drawing	1	Vendor	GEN-2	Approval	Drawing
6007-PRI-PLN-39-62-4209	Welder Identification	Drawing	0	Vendor	GEN-2	Approval	Drawing
6007-PRI-PLN-39-62-4210	Center Support Column	Drawing	0	Vendor	GEN-2	Approval	Drawing
6007-PRI-PLN-39-62-4211	Roof Layout	Drawing	1	Vendor	GEN-2	Approval	Drawing
6007-PRI-PLN-39-62-4212	Internal Rafter Layout	Drawing	1	Vendor	GEN-2	Approval	Drawing
6007-PRI-PLN-39-62-4213	Shell Nozzle Schedule	Drawing	1	Vendor	GEN-2	Approval	Drawing
6007-PRI-PLN-39-62-4214	Roof Nozzle Schedule	Drawing	0	Vendor	GEN-2	Approval	Drawing
6007-PRI-PLN-39-62-4215	ø 8" Overflow	Drawing	0	Vendor	GEN-2	Approval	Drawing
6007-PRI-PLN-39-62-4216	ø 2" Pump Recycle	Drawing	1	Vendor	GEN-2	Approval	Drawing
6007-PRI-PLN-39-62-4217	ø 36" Multi-Bolt Shell Manway	Drawing	0	Vendor	GEN-2	Approval	Drawing
6007-PRI-PLN-39-62-4218	Nameplate Detail	Drawing	1	Vendor	GEN-2	Approval	Drawing
6007-PRI-PLN-39-62-4219	ø 30" Roof Manway	Drawing	0	Vendor	GEN-2	Approval	Drawing
6007-PRI-PLN-39-62-4220	ø 8" Gooseneck Vent	Drawing	0	Vendor	GEN-2	Approval	Drawing
6007-PRI-PLN-39-62-4221	Exterior Ladder	Drawing	0	Vendor	GEN-2	Approval	Drawing
6007-PRI-PLN-39-62-4222	Roof Handrail	Drawing	0	Vendor	GEN-2	Approval	Drawing
6007-PRI-PLN-39-62-4223	Grounding Lug & Shell Repad	Drawing	1	Vendor	GEN-2	Approval	Drawing
6007-VAR-PRI-ATP-1101	REVISION MEMO	Drawing	0	Vendor	GEN-2	Approval	
6007-CAL-PRI-39-52-1100	ALPHA PLANT STRUCTURAL CALCULATIONS	Calculation	3	Vendor	GEN-2	Approval	calculation
6007-PLN-PRI-39-52-1106	ANCHOR CHAIR DETAILS	Drawing	5	Vendor	GEN-2	Approval	Drawing
6007-CAL-AGE-25-52-4000	ALPHA CALCULATIONS	Calculation	0	Vendor	GEN-2	Approval	calculation
6007-CAL-AGE-25-52-8000	BETA CALCULATIONS	Calculation	0	Vendor	GEN-2	Approval	calculation
6007-PLN-AGE-25-52-4000	ALPHA COVER	Drawing	0	Vendor	GEN-2	Approval	Drawing
6007-PLN-AGE-25-52-4020	ALPHA GEN. NOTES	Drawing	0	Vendor	GEN-2	Approval	Drawing
6007-PLN-AGE-25-52-4040	ALPHA FOUNDATION PLAN	Drawing	0	Vendor	GEN-2	Approval	Drawing
6007-PLN-AGE-25-52-4041	ALPHA FOUNDATION ELE	Drawing	0	Vendor	GEN-2	Approval	Drawing
6007-PLN-AGE-25-52-4060	ALPHA DETAILS	Drawing	0	Vendor	GEN-2	Approval	Drawing
6007-PLN-AGE-25-52-4061	ALPHA DETAILS	Drawing	0	Vendor	GEN-2	Approval	Drawing
6007-PLN-AGE-25-52-4062	ALPHA DETAILS	Drawing	0	Vendor	GEN-2	Approval	Drawing
6007-PLN-AGE-25-52-4063	ALPHA DETAILS	Drawing	0	Vendor	GEN-2	Approval	Drawing
6007-PLN-AGE-25-52-4064	ALPHA DETAILS	Drawing	0	Vendor	GEN-2	Approval	Drawing
6007-PLN-AGE-25-52-4065	ALPHA DETAILS	Drawing	0	Vendor	GEN-2	Approval	Drawing
6007-PLN-AGE-25-52-4066	ALPHA DETAILS	Drawing	0	Vendor	GEN-2	Approval	Drawing
6007-PLN-AGE-25-52-4067	ALPHA DETAILS	Drawing	0	Vendor	GEN-2	Approval	Drawing
6007-PLN-AGE-25-52-8000	BETA COVER	Drawing	0	Vendor	GEN-2	Approval	Drawing
6007-PLN-AGE-25-52-8020	BETA GEN. NOTES	Drawing	0	Vendor	GEN-2	Approval	Drawing
6007-PLN-AGE-25-52-8040	BETA FOUNDATION PLAN	Drawing	0	Vendor	GEN-2	Approval	Drawing
6007-PLN-AGE-25-52-8041	BETA FOUNDATION ELE.	Drawing	0	Vendor	GEN-2	Approval	Drawing
6007-PLN-AGE-25-52-8060	BETA DETAILS	Drawing	0	Vendor	GEN-2	Approval	Drawing
6007-PLN-AGE-25-52-8061	BETA DETAILS	Drawing	0	Vendor	GEN-2	Approval	Drawing
6007-PLN-AGE-25-52-8062	BETA DETAILS	Drawing	0	Vendor	GEN-2	Approval	Drawing
6007-PLN-AGE-25-52-8063	BETA DETAILS	Drawing	0	Vendor	GEN-2	Approval	Drawing
6007-PLN-AGE-25-52-8064	BETA DETAILS	Drawing	0	Vendor	GEN-2	Approval	Drawing
6007-PLN-AGE-25-52-8065	BETA DETAILS	Drawing	0	Vendor	GEN-2	Approval	Drawing
6007-PLN-AGE-25-52-8066	BETA DETAILS	Drawing	0	Vendor	GEN-2	Approval	Drawing
6007-PLN-AGE-25-52-8067	BETA DETAILS	Drawing	0	Vendor	GEN-2	Approval	Drawing
6007-PLN-PRI-39-62-4101	A-MT-451 Tank Cover Sheet	Drawing	2	Vendor	GEN-2	Approval	Drawing
6007-PLN-PRI-39-62-4102	A-MT-451 Contact List/Standard Abbreviations	Drawing	0	Vendor	GEN-2	Approval	Drawing
6007-PLN-PRI-39-62-4103	A-MT-451 General Welding Information	Drawing	2	Vendor	GEN-2	Approval	Drawing
6007-PLN-PRI-39-62-4104	A-MT-451 Special Inspections	Drawing	2	Vendor	GEN-2	Approval	Drawing
6007-PLN-PRI-39-62-4105	A-MT-451 Nozzle Orientations	Drawing	2	Vendor	GEN-2	Approval	Drawing
6007-PLN-PRI-39-62-4106	A-MT-451 Floor Layout	Drawing	0	Vendor	GEN-2	Approval	Drawing
6007-PLN-PRI-39-62-4107	A-MT-451 Shell Details	Drawing	2	Vendor	GEN-2	Approval	Drawing
6007-PLN-PRI-39-62-4108	A-MT-451 Shell Layout	Drawing	2	Vendor	GEN-2	Approval	Drawing
6007-PLN-PRI-39-62-4109	A-MT-451 Welder Identification	Drawing	0	Vendor	GEN-2	Approval	Drawing
6007-PLN-PRI-39-62-4110	A-MT-451 Center Support Column	Drawing	2	Vendor	GEN-2	Approval	Drawing
6007-PLN-PRI-39-62-4111	A-MT-451 Roof Layout	Drawing	1	Vendor	GEN-2	Approval	Drawing
6007-PLN-PRI-39-62-4112	A-MT-451 Internal Rafter Layout	Drawing	2	Vendor	GEN-2	Approval	Drawing
6007-PLN-PRI-39-62-4113	A-MT-451 Shell Nozzle Schedule	Drawing	2	Vendor	GEN-2	Approval	Drawing
6007-PLN-PRI-39-62-4114	A-MT-451 Roof Nozzle Schedule	Drawing	1	Vendor	GEN-2	Approval	Drawing
6007-PLN-PRI-39-62-4115	A-MT-451 8" Overflow	Drawing	0	Vendor	GEN-2	Approval	Drawing
6007-PLN-PRI-39-62-4116	A-MT-451 2" Pump Recycle	Drawing	2	Vendor	GEN-2	Approval	Drawing
6007-PLN-PRI-39-62-4117	A-MT-451 36" Multi-Bolt Shell Manway	Drawing	2	Vendor	GEN-2	Approval	Drawing
6007-PLN-PRI-39-62-4118	A-MT-451 Nameplate Detail	Drawing	1	Vendor	GEN-2	Approval	Drawing
6007-PLN-PRI-39-62-4119	A-MT-451 30" Roof Manway	Drawing	0	Vendor	GEN-2	Approval	Drawing
6007-PLN-PRI-39-62-4120	A-MT-451 8" Gooseneck Vent	Drawing	0	Vendor	GEN-2	Approval	Drawing
6007-PLN-PRI-39-62-4121	A-MT-451 Exterior Ladder	Drawing	2	Vendor	GEN-2	Approval	Drawing
6007-PLN-PRI-39-62-4122	A-MT-451 Roof Handrail	Drawing	2	Vendor	GEN-2	Approval	Drawing
6007-PLN-PRI-39-62-4123	A-MT-451 Grounding Lug & Shell Repad	Drawing	1	Vendor	GEN-2	Approval	Drawing
6007-PLN-PRI-39-62-4201	B-MT-451 Tank Cover Sheet	Drawing	2	Vendor	GEN-2	Approval	Drawing
6007-PLN-PRI-39-62-4202	B-MT-451 Contact List/Standard Abbreviations	Drawing	0	Vendor	GEN-2	Approval	Drawing
6007-PLN-PRI-39-62-4203	B-MT-451 General Welding Information	Drawing	2	Vendor	GEN-2	Approval	Drawing
6007-PLN-PRI-39-62-4204	B-MT-451 Special Inspections	Drawing	2	Vendor	GEN-2	Approval	Drawing
6007-PLN-PRI-39-62-4205	B-MT-451 Nozzle Orientations	Drawing	2	Vendor	GEN-2	Approval	Drawing
6007-PLN-PRI-39-62-4206	B-MT-451 Floor Layout	Drawing	0	Vendor	GEN-2	Approval	Drawing
6007-PLN-PRI-39-62-4207	B-MT-451 Shell Details	Drawing	2	Vendor	GEN-2	Approval	Drawing
6007-PLN-PRI-39-62-4208	B-MT-451 Shell Layout	Drawing	2	Vendor	GEN-2	Approval	Drawing
6007-PLN-PRI-39-62-4209	B-MT-451 Welder Identification	Drawing	0	Vendor	GEN-2	Approval	Drawing
6007-PLN-PRI-39-62-4210	B-MT-451 Center Support Column	Drawing	2	Vendor	GEN-2	Approval	Drawing
6007-PLN-PRI-39-62-4211	B-MT-451 Roof Layout	Drawing	1	Vendor	GEN-2	Approval	Drawing
6007-PLN-PRI-39-62-4212	B-MT-451 Internal Rafter Layout	Drawing	2	Vendor	GEN-2	Approval	Drawing
6007-PLN-PRI-39-62-4213	B-MT-451 Shell Nozzle Schedule	Drawing	2	Vendor	GEN-2	Approval	Drawing
6007-PLN-PRI-39-62-4214	B-MT-451 Roof Nozzle Schedule	Drawing	1	Vendor	GEN-2	Approval	Drawing
6007-PLN-PRI-39-62-4215	B-MT-451 8" Overflow	Drawing	0	Vendor	GEN-2	Approval	Drawing
6007-PLN-PRI-39-62-4216	B-MT-451 2" Pump Recycle	Drawing	2	Vendor	GEN-2	Approval	Drawing
6007-PLN-PRI-39-62-4217	B-MT-451 36" Multi-Bolt Shell Manway	Drawing	2	Vendor	GEN-2	Approval	Drawing
6007-PLN-PRI-39-62-4218	B-MT-451 Nameplate Detail	Drawing	1	Vendor	GEN-2	Approval	Drawing
6007-PLN-PRI-39-62-4219	B-MT-451 30" Roof Manway	Drawing	0	Vendor	GEN-2	Approval	Drawing
6007-PLN-PRI-39-62-4220	B-MT-451 8" Gooseneck Vent	Drawing	0	Vendor	GEN-2	Approval	Drawing
6007-PLN-PRI-39-62-4221	B-MT-451 Exterior Ladder	Drawing	2	Vendor	GEN-2	Approval	Drawing
6007-PLN-PRI-39-62-4222	B-MT-451 Roof Handrail	Drawing	2	Vendor	GEN-2	Approval	Drawing
6007-PLN-PRI-39-62-4223	B-MT-451 Grounding Lug & Shell Repad	Drawing	1	Vendor	GEN-2	Approval	Drawing
6007-CAL-PRI-39-62-4100	A-MT-451 Structural Calculations	Calculation	4	Vendor	GEN-2	Approval	calculation
6007-CAL-PRI-39-62-4200	B-MT-451 Structural Calculations	Calculation	4	Vendor	GEN-2	Approval	calculation
6007-PLN-PRI-39-62-5101	A-MT-453 Tank Cover Sheet	Drawing	1	Vendor	GEN-2	Approval	Drawing
6007-PLN-PRI-39-62-5102	A-MT-453 Contact List/Standard Abbreviations	Drawing	0	Vendor	GEN-2	Approval	Drawing
6007-PLN-PRI-39-62-5103	A-MT-453 General Welding Information	Drawing	1	Vendor	GEN-2	Approval	Drawing
6007-PLN-PRI-39-62-5104	A-MT-453 Special Inspections	Drawing	1	Vendor	GEN-2	Approval	Drawing
6007-PLN-PRI-39-62-5105	A-MT-453 Nozzle Orientations	Drawing	1	Vendor	GEN-2	Approval	Drawing
6007-PLN-PRI-39-62-5106	A-MT-453 Floor Layout	Drawing	0	Vendor	GEN-2	Approval	Drawing
6007-PLN-PRI-39-62-5107	A-MT-453 Shell Details	Drawing	1	Vendor	GEN-2	Approval	Drawing
6007-PLN-PRI-39-62-5108	A-MT-453 Shell Layout	Drawing	1	Vendor	GEN-2	Approval	Drawing
6007-PLN-PRI-39-62-5109	A-MT-453 Welder Identification	Drawing	0	Vendor	GEN-2	Approval	Drawing
6007-PLN-PRI-39-62-5110	A-MT-453 Center Support Column	Drawing	1	Vendor	GEN-2	Approval	Drawing
6007-PLN-PRI-39-62-5111	A-MT-453 Roof Layout	Drawing	1	Vendor	GEN-2	Approval	Drawing
6007-PLN-PRI-39-62-5112	A-MT-453 Internal Rafter Layout	Drawing	1	Vendor	GEN-2	Approval	Drawing
6007-PLN-PRI-39-62-5113	A-MT-453 Shell Nozzle Schedule	Drawing	1	Vendor	GEN-2	Approval	Drawing
6007-PLN-PRI-39-62-5114	A-MT-453 Roof Nozzle Schedule	Drawing	1	Vendor	GEN-2	Approval	Drawing
6007-PLN-PRI-39-62-5115	A-MT-453 8" Overflow	Drawing	0	Vendor	GEN-2	Approval	Drawing
6007-PLN-PRI-39-62-5116	A-MT-453 4" Condenser Inlet	Drawing	1	Vendor	GEN-2	Approval	Drawing
6007-PLN-PRI-39-62-5117	A-MT-453 3" Pump Recycle	Drawing	1	Vendor	GEN-2	Approval	Drawing
6007-PLN-PRI-39-62-5118	A-MT-453 36" Multi-Bolt Shell Manway	Drawing	1	Vendor	GEN-2	Approval	Drawing
6007-PLN-PRI-39-62-5119	A-MT-453 Nameplate Detail	Drawing	1	Vendor	GEN-2	Approval	Drawing
6007-PLN-PRI-39-62-5120	A-MT-453 30" Roof Manway	Drawing	0	Vendor	GEN-2	Approval	Drawing
6007-PLN-PRI-39-62-5121	A-MT-453 8" Gooseneck Vent	Drawing	0	Vendor	GEN-2	Approval	Drawing

6007-PLN-PRI-39-62-5122	A-MT-453 Exterior Ladder	Drawing	1	Vendor	GEN-2	Approval	Drawing
6007-PLN-PRI-39-62-5123	A-MT-453 Roof Handrail	Drawing	1	Vendor	GEN-2	Approval	Drawing
6007-PLN-PRI-39-62-5124	A-MT-453 Grounding Lug	Drawing	0	Vendor	GEN-2	Approval	Drawing
6007-PLN-PRI-39-62-5201	B-MT-453 Tank Cover Sheet	Drawing	1	Vendor	GEN-2	Approval	Drawing
6007-PLN-PRI-39-62-5202	B-MT-453 Contact List/Standard Abbreviations	Drawing	0	Vendor	GEN-2	Approval	Drawing
6007-PLN-PRI-39-62-5203	B-MT-453 General Welding Information	Drawing	1	Vendor	GEN-2	Approval	Drawing
6007-PLN-PRI-39-62-5204	B-MT-453 Special Inspections	Drawing	1	Vendor	GEN-2	Approval	Drawing
6007-PLN-PRI-39-62-5205	B-MT-453 Nozzle Orientations	Drawing	1	Vendor	GEN-2	Approval	Drawing
6007-PLN-PRI-39-62-5206	B-MT-453 Floor Layout	Drawing	0	Vendor	GEN-2	Approval	Drawing
6007-PLN-PRI-39-62-5207	B-MT-453 Shell Details	Drawing	1	Vendor	GEN-2	Approval	Drawing
6007-PLN-PRI-39-62-5208	B-MT-453 Shell Layout	Drawing	1	Vendor	GEN-2	Approval	Drawing
6007-PLN-PRI-39-62-5209	B-MT-453 Welder Identification	Drawing	0	Vendor	GEN-2	Approval	Drawing
6007-PLN-PRI-39-62-5210	B-MT-453 Center Support Column	Drawing	1	Vendor	GEN-2	Approval	Drawing
6007-PLN-PRI-39-62-5211	B-MT-453 Roof Layout	Drawing	1	Vendor	GEN-2	Approval	Drawing
6007-PLN-PRI-39-62-5212	B-MT-453 Internal Rafter Layout	Drawing	1	Vendor	GEN-2	Approval	Drawing
6007-PLN-PRI-39-62-5213	B-MT-453 Shell Nozzle Schedule	Drawing	1	Vendor	GEN-2	Approval	Drawing
6007-PLN-PRI-39-62-5214	B-MT-453 Roof Nozzle Schedule	Drawing	1	Vendor	GEN-2	Approval	Drawing
6007-PLN-PRI-39-62-5215	B-MT-453 8" Overflow	Drawing	0	Vendor	GEN-2	Approval	Drawing
6007-PLN-PRI-39-62-5216	B-MT-453 4" Condenser Inlet	Drawing	1	Vendor	GEN-2	Approval	Drawing
6007-PLN-PRI-39-62-5217	B-MT-453 3" Pump Recycle	Drawing	1	Vendor	GEN-2	Approval	Drawing
6007-PLN-PRI-39-62-5218	B-MT-453 36" Multi-Bolt Shell Manway	Drawing	1	Vendor	GEN-2	Approval	Drawing
6007-PLN-PRI-39-62-5219	B-MT-453 Nameplate Detail	Drawing	1	Vendor	GEN-2	Approval	Drawing
6007-PLN-PRI-39-62-5220	B-MT-453 30" Roof Manway	Drawing	0	Vendor	GEN-2	Approval	Drawing
6007-PLN-PRI-39-62-5221	B-MT-453 8" Gooseneck Vent	Drawing	0	Vendor	GEN-2	Approval	Drawing
6007-PLN-PRI-39-62-5222	B-MT-453 Exterior Ladder	Drawing	1	Vendor	GEN-2	Approval	Drawing
6007-PLN-PRI-39-62-5223	B-MT-453 Roof Handrail	Drawing	1	Vendor	GEN-2	Approval	Drawing
6007-PLN-PRI-39-62-5224	B-MT-453 Grounding Lug	Drawing	0	Vendor	GEN-2	Approval	Drawing
6007-CAL-PRI-39-52-5100	A-MT-453 Structural Calculations	Calculation	5	Vendor	GEN-2	Approval	calculation
6007-CAL-PRI-39-52-5200	B-MT-453 Structural Calculations	Calculation	5	Vendor	GEN-2	Approval	calculation
6007-PLN-PRI-39-52-4101	A-MT-451 Foundation Cover Sheet	Drawing	2	Vendor	GEN-2	Approval	Drawing
6007-PLN-PRI-39-52-4105	A-MT-451 Foundation	Drawing	2	Vendor	GEN-2	Approval	Drawing
6007-PLN-PRI-39-52-4106	A-MT-451 Anchor Chair Detail	Drawing	2	Vendor	GEN-2	Approval	Drawing
6007-PLN-PRI-39-52-4201	A-MT-451 Foundation Cover Sheet	Drawing	2	Vendor	GEN-2	Approval	Drawing
6007-PLN-PRI-39-52-4205	A-MT-451 Foundation	Drawing	2	Vendor	GEN-2	Approval	Drawing
6007-PLN-PRI-39-52-4206	A-MT-451 Anchor Chair Detail	Drawing	2	Vendor	GEN-2	Approval	Drawing
6007-VAR-PRI-ATP-4101	0187P-D1&2 - MT-451 Foundation Drawing Changes Memo	Drawing	0	Vendor	GEN-2	Approval	
6007-CAL-PRI-39-52-4100	A-MT-451 Structural Calculations	Calculation	4	Vendor	GEN-2	Approval	calculation
6007-CAL-PRI-39-52-4200	B-MT-451 Structural Calculations	Calculation	4	Vendor	GEN-2	Approval	calculation
6007-PLN-PRI-39-52-5101	A-MT-453 Foundation Cover Sheet	Drawing	2	Vendor	GEN-2	Approval	Drawing
6007-PLN-PRI-39-52-5106	A-MT-453 Anchor Chair Detail	Drawing	2	Vendor	GEN-2	Approval	Drawing
6007-PLN-PRI-39-52-5201	B-MT-453 Foundation Cover Sheet	Drawing	2	Vendor	GEN-2	Approval	Drawing
6007-PLN-PRI-39-52-5206	B-MT-453 Anchor Chair Detail	Drawing	2	Vendor	GEN-2	Approval	Drawing
6007-VAR-PRI-ATP-5101	0187P-E1&2 - MT-453 Foundation Drawing Changes Memo	Drawing	0	Vendor	GEN-2	Approval	
6007-CAL-PRI-39-52-5100	A-MT-453 Structural Calculations	Calculation	5	Vendor	GEN-2	Approval	calculation
6007-CAL-PRI-39-52-5200	B-MT-453 Structural Calculations	Calculation	5	Vendor	GEN-2	Approval	calculation
Fire Protection System	Fire Protection System Proposal	Drawing	6	Vendor	GEN-2	Approval	
Fire Protection System	Fire Protection System Proposal	Drawing		Vendor	GEN-2	Approval	
6007-PLN-PRI-39-62-1101	A-MT-402 Tank Cover Sheet	Drawing	7	Vendor	GEN-2	Approval	Drawing
6007-PLN-PRI-39-62-1124	A-MT-402 30" Roof Manway	Drawing	7	Vendor	GEN-2	Approval	Drawing
6007-PLN-PRI-39-62-1126	A-MT-402 Exterior Ladder	Drawing	7	Vendor	GEN-2	Approval	Drawing
6007-PLN-PRI-39-62-1127	A-MT-402 Roof Handrail	Drawing	7	Vendor	GEN-2	Approval	Drawing
6007-PLN-PRI-39-62-1201	B-MT-402 Tank Cover Sheet	Drawing	7	Vendor	GEN-2	Approval	Drawing
6007-PLN-PRI-39-62-1224	B-MT-402 30" Roof Manway	Drawing	7	Vendor	GEN-2	Approval	Drawing
6007-PLN-PRI-39-62-1226	B-MT-402 Exterior Ladder	Drawing	7	Vendor	GEN-2	Approval	Drawing
6007-PLN-PRI-39-62-1227	B-MT-402 Roof Handrail	Drawing	7	Vendor	GEN-2	Approval	Drawing
6007-VAR-PRI-ATP-1007	0187P-A1&2-MT-402 Tank Drawing Changes Memo	Drawing	0	Vendor	GEN-2	Approval	
07-10078	Industrial Fiberglass Joint Detail No. 78	Drawing	A	Vendor	GEN-2	Approval	
6007-PLN-PRI-58-62-6120	6007-PLN-PRI-58-62-6120	Drawing	4	Vendor	GEN-2	Approval	Drawing
6007-PLN-PRI-58-62-6220	6007-PLN-PRI-58-62-6220	Drawing	4	Vendor	GEN-2	Approval	Drawing
6007-PLN-PRI-58-62-6320	6007-PLN-PRI-58-62-6320	Drawing	4	Vendor	GEN-2	Approval	Drawing
6007-PLN-PRI-58-62-6420	6007-PLN-PRI-58-62-6420	Drawing	4	Vendor	GEN-2	Approval	Drawing
6007-ESP-ATP-15-81-S103	6007-ESP-ATP-15-81-S103	Spec	1	Vendor	GEN-2	Approval	Spec
6007-MEM-ATP-15-81-S103	6007-MEM-ATP-15-81-S103	Drawing	0	Vendor	GEN-2	Approval	
6007-PLN-PRI-58-62-6201	Alpha Plant HTF Overflow Tank A-MT-204B Cover Sheet	Drawing	4	Vendor	GEN-2	Approval	Drawing
6007-PLN-PRI-58-62-6301	Beta Plant HTF Overflow Tank A-MT-204A Cover Sheet	Drawing	4	Vendor	GEN-2	Approval	Drawing
6007-PLN-PRI-58-62-6401	Beta Plant HTF Overflow Tank A-MT-204 Cover Sheet	Drawing	4	Vendor	GEN-2	Approval	Drawing
6007-PLN-PRI-58-62-6101	Alpha Plant HTF Overflow Tank A-MT-204A Cover Sheet	Drawing	4	Vendor	GEN-2	Approval	Drawing
6007-PLN-PRI-39-62-1101	A-MT-402 Tank Cover Sheet	Drawing	7	Vendor	GEN-2	Approval	Drawing
6007-PLN-PRI-39-62-1124	A-MT-402 30" Roof Manway	Drawing	7	Vendor	GEN-2	Approval	Drawing
6007-PLN-PRI-39-62-1126	A-MT-402 Exterior Ladder	Drawing	7	Vendor	GEN-2	Approval	Drawing
6007-PLN-PRI-39-62-1127	A-MT-402 Roof Handrail	Drawing	7	Vendor	GEN-2	Approval	Drawing
6007-PLN-PRI-39-62-1201	B-MT-402 Tank Cover Sheet	Drawing	7	Vendor	GEN-2	Approval	Drawing
6007-PLN-PRI-39-62-1224	B-MT-402 30" Roof Manway	Drawing	7	Vendor	GEN-2	Approval	Drawing
6007-PLN-PRI-39-62-1226	B-MT-402 Exterior Ladder	Drawing	7	Vendor	GEN-2	Approval	Drawing
6007-PLN-PRI-39-62-1227	B-MT-402 Roof Handrail	Drawing	7	Vendor	GEN-2	Approval	Drawing
6007-VAR-PRI-ATP-1007	0187P-A1&2-MT-402 Tank Drawing Changes Memo	Drawing	0	Vendor	GEN-2	Approval	
07-10078	Industrial Fiberglass Joint Detail No. 78	Drawing	A	Vendor	GEN-2	Approval	
ESN001	Engineering Substitution Notice: Diagonal Anchor Strap Assemblies	Drawing	0	Vendor	GEN-2	Approval	
06-1399	Miscellaneous Plate Fabrication	Drawing	0	Vendor	GEN-2	Approval	
06-25753	3/8" Anchor Plate Fabrication Counterflow Cooling Towers	Drawing	0	Vendor	GEN-2	Approval	
06-25754	3/8" Anchor Plate Fabrication Counterflow Cooling Towers	Drawing	0	Vendor	GEN-2	Approval	
06-25755	Anchor Plate Assembly Counterflow Cooling Towers	Drawing	0	Vendor	GEN-2	Approval	
ESN002	Engineering Substitution Notice: Column Anchor Clip	Drawing	0	Vendor	GEN-2	Approval	
2012-28716	10 Ga. Anchor Clip Fabrication Fiberglass Counterflow Cooling Tower	Drawing	0	Vendor	GEN-2	Approval	
0187 C1&C2 - MT-444	MT-444 Tank Drawing Change Memo	Drawing	0	Vendor	GEN-2	Approval	
6007-PLN-PRI-39-62-3101	A-MT-444 Tank Cover Sheet	Drawing	4	Vendor	GEN-2	Approval	Drawing
6007-PLN-PRI-39-62-3106	A-MT-444 Annular Layout	Drawing	4	Vendor	GEN-2	Approval	Drawing
6007-PLN-PRI-39-62-3108	A-MT-444 Shell Details	Drawing	4	Vendor	GEN-2	Approval	Drawing
6007-PLN-PRI-39-62-3109	A-MT-444 Shell Layout	Drawing	4	Vendor	GEN-2	Approval	Drawing
6007-PLN-PRI-39-62-3110	A-MT-444 Welder Identification	Drawing	4	Vendor	GEN-2	Approval	Drawing
6007-PLN-PRI-39-62-3111	A-MT-444 Center Support Column	Drawing	4	Vendor	GEN-2	Approval	Drawing
6007-PLN-PRI-39-62-3116	A-MT-444 24" Overflow	Drawing	4	Vendor	GEN-2	Approval	Drawing
6007-PLN-PRI-39-62-3117	A-MT-444 8" Pump Recycle	Drawing	4	Vendor	GEN-2	Approval	Drawing
6007-PLN-PRI-39-62-3118	A-MT-444 36" Multi-Bolt Shell Manway	Drawing	4	Vendor	GEN-2	Approval	Drawing
6007-PLN-PRI-39-62-3119	A-MT-444 Nameplate Detail	Drawing	4	Vendor	GEN-2	Approval	Drawing
6007-PLN-PRI-39-62-3120	A-MT-444 30" Roof Manway	Drawing	4	Vendor	GEN-2	Approval	Drawing
6007-PLN-PRI-39-62-3121	A-MT-444 20" Gooseneck Vent	Drawing	4	Vendor	GEN-2	Approval	Drawing
6007-PLN-PRI-39-62-3122	A-MT-444 Exterior Ladder	Drawing	4	Vendor	GEN-2	Approval	Drawing
6007-PLN-PRI-39-62-3123	A-MT-444 Roof Handrail	Drawing	4	Vendor	GEN-2	Approval	Drawing
6007-PLN-PRI-39-62-3201	B-MT-444 Tank Cover Sheet	Drawing	4	Vendor	GEN-2	Approval	Drawing
6007-PLN-PRI-39-62-3206	B-MT-444 Annular Layout	Drawing	4	Vendor	GEN-2	Approval	Drawing
6007-PLN-PRI-39-62-3208	B-MT-444 Shell Details	Drawing	4	Vendor	GEN-2	Approval	Drawing
6007-PLN-PRI-39-62-3209	B-MT-444 Shell Layout	Drawing	4	Vendor	GEN-2	Approval	Drawing
6007-PLN-PRI-39-62-3210	B-MT-444 Welder Identification	Drawing	4	Vendor	GEN-2	Approval	Drawing
6007-PLN-PRI-39-62-3211	B-MT-444 Center Support Column	Drawing	4	Vendor	GEN-2	Approval	Drawing
6007-PLN-PRI-39-62-3216	B-MT-444 24" Overflow	Drawing	4	Vendor	GEN-2	Approval	Drawing
6007-PLN-PRI-39-62-3217	B-MT-444 8" Pump Recycle	Drawing	4	Vendor	GEN-2	Approval	Drawing
6007-PLN-PRI-39-62-3218	B-MT-444 36" Multi-Bolt Shell Manway	Drawing	4	Vendor	GEN-2	Approval	Drawing
6007-PLN-PRI-39-62-3219	B-MT-444 Nameplate Detail	Drawing	4	Vendor	GEN-2	Approval	Drawing
6007-PLN-PRI-39-62-3220	B-MT-444 30" Roof Manway	Drawing	4	Vendor	GEN-2	Approval	Drawing
6007-PLN-PRI-39-62-3221	B-MT-444 20" Gooseneck Vent	Drawing	4	Vendor	GEN-2	Approval	Drawing
6007-PLN-PRI-39-62-3222	B-MT-444 Exterior Ladder	Drawing	4	Vendor	GEN-2	Approval	Drawing
6007-PLN-PRI-39-62-3223	B-MT-444 Roof Handrail	Drawing	4	Vendor	GEN-2	Approval	Drawing
6007-PLN-SFP-15-84-D100	Fire Protection Underground Details	Drawing	3	Vendor	GEN-2	Approval	Drawing
6007-PLN-SFP-15-84-D100	Alpha Site Fire Protection Underground Plan	Drawing	3	Vendor	GEN-2	Approval	Drawing
6007-PLN-PRI-39-62-1109	A-MT-402 Shell Layout	Drawing	6	Vendor	GEN-2	Approval	Drawing
6007-PLN-PRI-39-62-1209	B-MT-402 Shell Layout	Drawing	6	Vendor	GEN-2	Approval	Drawing
6007-PLN-PRI-39-62-1101	A-MT-402 Tank Cover Sheet	Drawing	8	Vendor	GEN-2	Approval	Drawing
6007-PLN-PRI-39-62-1201	B-MT-402 Tank Cover Sheet	Drawing	8	Vendor	GEN-2	Approval	Drawing
6007-PLN-PRI-39-62-1108	A-MT-402 Shell Details	Drawing	8	Vendor	GEN-2	Approval	Drawing
6007-PLN-PRI-39-62-1208	B-MT-402 Shell Details	Drawing	8	Vendor	GEN-2	Approval	Drawing
0187P-A1&A2	Tank Drawing Changes Memo	Drawing	0	Vendor	GEN-2	Approval	
6007-PLN-PRI-39-62-1108A	A-MT-402 Insert Plate Details	Drawing	9	Vendor	GEN-2	Approval	Drawing
6007-PLN-PRI-39-62-1208A	B-MT-402 Insert Plate Details	Drawing	9	Vendor	GEN-2	Approval	Drawing
6007-PLN-PRI-39-62-1101	A-MT-402 Cover Sheet	Drawing	9	Vendor	GEN-2	Approval	Drawing
6007-PLN-PRI-39-62-1201	B-MT-402 Cover Sheet	Drawing	9	Vendor	GEN-2	Approval	Drawing
6007-VAR-PRI-ATM-1009	MT-402 Rev 9 Tank Change Memo	Drawing	0	Vendor	GEN-2	Approval	
6007-PLN-SFP-15-84-D100	Fire Protection Underground Details	Drawing	4	Vendor	GEN-2	Approval	Drawing
6007-PLN-SFP-15-84-U01A	Alpha Site Fire Protection Underground Plan	Drawing	4	Vendor	GEN-2	Approval	Drawing
N/A	Response Letter to BV	Drawing	N/A	Vendor	GEN-2	Approval	
0187-B1&B2	MT-424 Foundation Drawing Changes Memo	Drawing	0	Vendor	GEN-2	Approval	

6007-CAL-PRI-39-52-2100	A-MT-424 Structural Calculations	Calculation	4	Vendor	GEN-2	Approval	calculation
6007-CAL-PRI-39-52-2200	B-MT-424 Structural Calculations	Calculation	4	Vendor	GEN-2	Approval	calculation
6007-PLN-PRI-39-52-2101	A-MT-424 Foundation Cover Sheet	Drawing	2	Vendor	GEN-2	Approval	Drawing
6007-PLN-PRI-39-52-2106	A-MT-424 Anchor Chair Detail	Drawing	2	Vendor	GEN-2	Approval	Drawing
6007-PLN-PRI-39-52-2201	B-MT-424 Foundation Cover Sheet	Drawing	3	Vendor	GEN-2	Approval	Drawing
6007-PLN-PRI-39-52-2206	B-MT-424 Anchor Chair Detail	Drawing	3	Vendor	GEN-2	Approval	Drawing
0187P-C1&C2	MT-444 Foundation Drawing Changes Memo	Drawing	0	Vendor	GEN-2	Approval	
6007-CAL-PRI-39-52-3100	A-MT-444 Structural Calculations	Calculation	4	Vendor	GEN-2	Approval	calculation
6007-CAL-PRI-39-52-3200	B-MT-444 Structural Calculation	Calculation	4	Vendor	GEN-2	Approval	calculation
6007-PLN-PRI-39-52-3101	A-MT-444 Foundation Cover Sheet	Drawing	3	Vendor	GEN-2	Approval	Drawing
6007-PLN-PRI-39-52-3106	A-MT-444 Anchor Chair Detail	Drawing	3	Vendor	GEN-2	Approval	Drawing
6007-PLN-PRI-39-52-3201	B-MT-444 Foundation Cover Sheet	Drawing	3	Vendor	GEN-2	Approval	Drawing
6007-PLN-PRI-39-52-3206	B-MT-444 Anchor Chair Detail	Drawing	3	Vendor	GEN-2	Approval	Drawing
0187P-F1-4	HTF Overflow Tanks	Drawing		Vendor	GEN-2	Approval	
6007-PLN-PRI-58-62-6101	Alpha Plant Htf Overflow Tank B-MT-204A Cover Sheet	Drawing	7	Vendor	GEN-2	Approval	Drawing
6007-PLN-PRI-58-62-6107	Alpha Plant Htf Overflow Tank B-MT-204A Shell Details	Drawing	5	Vendor	GEN-2	Approval	Drawing
6007-PLN-PRI-58-62-6117	Alpha Plant HTF Overflow Tank B-MT-204B Insulation Support Exterior Ladder	Drawing	5	Vendor	GEN-2	Approval	Drawing
6007-PLN-PRI-58-62-6118	Alpha Plant Htf Overflow Tank B-MT-204A Roof Handrail	Drawing	6	Vendor	GEN-2	Approval	Drawing
6007-PLN-PRI-58-62-6120	Alpha Plant Htf Overflow Tank B-MT-204A Insulation Support	Drawing	7	Vendor	GEN-2	Approval	Drawing
6007-PLN-PRI-58-62-6201	Alpha Plant HTF Overflow Tank B-MT-204B Insulation Support Cover Sheet	Drawing	7	Vendor	GEN-2	Approval	Drawing
6007-PLN-PRI-58-62-6207	Alpha Plant HTF Overflow Tank B-MT-204B Insulation Support Shell Details	Drawing	5	Vendor	GEN-2	Approval	Drawing
6007-PLN-PRI-58-62-6217	Alpha Plant HTF Overflow Tank B-MT-204B Insulation Support Exterior Ladder	Drawing	5	Vendor	GEN-2	Approval	Drawing
6007-PLN-PRI-58-62-6218	Alpha Plant HTF Overflow Tank B-MT-204B Insulation Support Roof Handrail	Drawing	6	Vendor	GEN-2	Approval	Drawing
6007-PLN-PRI-58-62-6220	Beta Plant Htf Overflow Tank B-MT-204A Insulation Support	Drawing	7	Vendor	GEN-2	Approval	Drawing
6007-PLN-PRI-58-62-6301	Beta Plant Htf Overflow Tank B-MT-204A Cover Sheet	Drawing	7	Vendor	GEN-2	Approval	Drawing
6007-PLN-PRI-58-62-6307	Beta Plant Htf Overflow Tank B-MT-204A Shell Details	Drawing	5	Vendor	GEN-2	Approval	Drawing
6007-PLN-PRI-58-62-6317	Beta Plant Htf Overflow Tank B-MT-204A Exterior Ladder	Drawing	5	Vendor	GEN-2	Approval	Drawing
6007-PLN-PRI-58-62-6318	Beta Plant Htf Overflow Tank B-MT-204A Roof Handrail	Drawing	6	Vendor	GEN-2	Approval	Drawing
6007-PLN-PRI-58-62-6320	Beta Plant Htf Overflow Tank B-MT-204A Insulation Support	Drawing	7	Vendor	GEN-2	Approval	Drawing
6007-PLN-PRI-58-62-6401	Beta Plant HTF Overflow Tank B-MT-204B Insulation Support Cover Sheet	Drawing	7	Vendor	GEN-2	Approval	Drawing
6007-PLN-PRI-58-62-6407	Beta Plant HTF Overflow Tank B-MT-204B Insulation Support Shell Details	Drawing	5	Vendor	GEN-2	Approval	Drawing
6007-PLN-PRI-58-62-6417	Beta Plant HTF Overflow Tank B-MT-204B Insulation Support Exterior Ladder	Drawing	5	Vendor	GEN-2	Approval	Drawing
6007-PLN-PRI-58-62-6418	Beta Plant HTF Overflow Tank B-MT-204B Insulation Support Roof Handrail	Drawing	6	Vendor	GEN-2	Approval	Drawing
6007-PLN-PRI-58-62-6420	Beta Plant HTF Overflow Tank B-MT-204B Insulation Support	Drawing	7	Vendor	GEN-2	Approval	Drawing
0187P-F1-4	HTF Overflow Tanks	Drawing	7	Vendor	GEN-2	Approval	
6007-PLN-PRI-58-62-6101	Alpha Plant Htf Overflow Tank B-MT-204A Cover Sheet	Drawing	5	Vendor	GEN-2	Approval	Drawing
6007-PLN-PRI-58-62-6107	Alpha Plant Htf Overflow Tank B-MT-204A Shell Details	Drawing	5	Vendor	GEN-2	Approval	Drawing
6007-PLN-PRI-58-62-6117	Alpha Plant HTF Overflow Tank B-MT-204B Insulation Support Exterior Ladder	Drawing	6	Vendor	GEN-2	Approval	Drawing
6007-PLN-PRI-58-62-6118	Alpha Plant Htf Overflow Tank B-MT-204A Roof Handrail	Drawing	7	Vendor	GEN-2	Approval	Drawing
6007-PLN-PRI-58-62-6120	Alpha Plant Htf Overflow Tank B-MT-204A Insulation Support	Drawing	7	Vendor	GEN-2	Approval	Drawing
6007-PLN-PRI-58-62-6201	Alpha Plant HTF Overflow Tank B-MT-204B Insulation Support Cover Sheet	Drawing	5	Vendor	GEN-2	Approval	Drawing
6007-PLN-PRI-58-62-6207	Alpha Plant HTF Overflow Tank B-MT-204B Insulation Support Shell Details	Drawing	5	Vendor	GEN-2	Approval	Drawing
6007-PLN-PRI-58-62-6217	Alpha Plant HTF Overflow Tank B-MT-204B Insulation Support Exterior Ladder	Drawing	6	Vendor	GEN-2	Approval	Drawing
6007-PLN-PRI-58-62-6218	Alpha Plant HTF Overflow Tank B-MT-204B Insulation Support Roof Handrail	Drawing	7	Vendor	GEN-2	Approval	Drawing
6007-PLN-PRI-58-62-6220	Beta Plant Htf Overflow Tank B-MT-204A Insulation Support	Drawing	7	Vendor	GEN-2	Approval	Drawing
6007-PLN-PRI-58-62-6301	Beta Plant Htf Overflow Tank B-MT-204A Cover Sheet	Drawing	5	Vendor	GEN-2	Approval	Drawing
6007-PLN-PRI-58-62-6307	Beta Plant Htf Overflow Tank B-MT-204A Shell Details	Drawing	5	Vendor	GEN-2	Approval	Drawing
6007-PLN-PRI-58-62-6317	Beta Plant Htf Overflow Tank B-MT-204A Exterior Ladder	Drawing	6	Vendor	GEN-2	Approval	Drawing
6007-PLN-PRI-58-62-6318	Beta Plant Htf Overflow Tank B-MT-204A Roof Handrail	Drawing	7	Vendor	GEN-2	Approval	Drawing
6007-PLN-PRI-58-62-6320	Beta Plant Htf Overflow Tank B-MT-204A Insulation Support	Drawing	7	Vendor	GEN-2	Approval	Drawing
6007-PLN-PRI-58-62-6401	Beta Plant HTF Overflow Tank B-MT-204B Insulation Support Cover Sheet	Drawing	5	Vendor	GEN-2	Approval	Drawing
6007-PLN-PRI-58-62-6407	Beta Plant HTF Overflow Tank B-MT-204B Insulation Support Shell Details	Drawing	5	Vendor	GEN-2	Approval	Drawing
6007-PLN-PRI-58-62-6417	Beta Plant HTF Overflow Tank B-MT-204B Insulation Support Exterior Ladder	Drawing	6	Vendor	GEN-2	Approval	Drawing
6007-PLN-PRI-58-62-6418	Beta Plant HTF Overflow Tank B-MT-204B Insulation Support Roof Handrail	Drawing	7	Vendor	GEN-2	Approval	Drawing
6007-PLN-PRI-58-62-6420	Beta Plant HTF Overflow Tank B-MT-204B Insulation Support	Drawing	7	Vendor	GEN-2	Approval	Drawing
6007-PLN-FWE-21-54-0401	TYPICAL PIPE HANDRAIL, STAIRWAY AND GRATING DETAILS	Drawing	0	Vendor	GEN-2	Approval	Drawing
6007-PLN-FWE-21-54-0402	TYPICAL PIPE HANDRAIL, STAIRWAY AND GRATING DETAILS	Drawing	0	Vendor	GEN-2	Approval	Drawing
6007-PLN-FWE-21-54-0403	TYPICAL DETAILS	Drawing	0	Vendor	GEN-2	Approval	Drawing
6007-PLN-FWE-21-52-0001	EQUIPMENTS - BASE LOADS	Drawing	H	Vendor	GEN-2	Approval	Drawing
6007-PLN-FWE-21-52-0002	Structural Base Loads	Drawing	2	Vendor	GEN-2	Approval	Drawing
6007-PLN-FWE-21-52-0003	Base Loads Table. Main & Auxiliary Platforms	Drawing	1	Vendor	GEN-2	Approval	Drawing
6007-PLN-FWE-21-52-0004	Base Loads Table. Piping Supports	Drawing	1	Vendor	GEN-2	Approval	Drawing
6007-PLN-FWE-21-52-0101	PIPE SUPPORTS BASE LOADS	Drawing	E	Vendor	GEN-2	Approval	Drawing
6007-PLN-FWE-21-52-0102	PIPE SUPPORTS DETAILS BASE. PLATES AND ANCHOR RODS	Drawing	2	Vendor	GEN-2	Approval	Drawing
6007-PLN-FWE-21-52-0201	Equipments Base Loads Details	Drawing	3	Vendor	GEN-2	Approval	Drawing
6007-PLN-FWE-21-52-0202	Structural Base Loads Details	Drawing	3	Vendor	GEN-2	Approval	Drawing
6007-PLN-FWE-21-52-0211	Equipment Base Plate Details	Drawing	1	Vendor	GEN-2	Approval	Drawing
6007-PLN-FWE-21-54-0301	Main Structure	Drawing	2	Vendor	GEN-2	Approval	Drawing
6007-PLN-FWE-21-54-0302	Main Structure. Bents 1 to 7	Drawing	1	Vendor	GEN-2	Approval	Drawing
6007-PLN-FWE-21-54-0303	Main Structure. Bents A/M &B/N	Drawing	1	Vendor	GEN-2	Approval	Drawing
6007-PLN-FWE-21-54-0304	Main Structure. Plan View	Drawing	1	Vendor	GEN-2	Approval	Drawing
6007-PLN-FWE-21-54-0305	Auxiliary Structure. Platforms	Drawing	2	Vendor	GEN-2	Approval	Drawing
6007-PLN-FWE-21-54-0306	MAIN STRUCTURE - P. V. - LEVELS +17' 11 3/4" +39' 6 3/4" & +50' 7 3/4"	Drawing	2	Vendor	GEN-2	Approval	Drawing
6007-PLN-FWE-21-54-0307	MAIN STRUCTURE - PLANT VIEW - GRATING LEVELS	Drawing	2	Vendor	GEN-2	Approval	Drawing
6007-PLN-FWE-21-54-0311	Auxiliary Structure. Piping Supports -I-	Drawing	1	Vendor	GEN-2	Approval	Drawing
6007-PLN-FWE-21-54-0312	AUXILIARY STRUCTURE PIPPING SUPPORTS-2-	Drawing	1	Vendor	GEN-2	Approval	Drawing
6007-PLN-FWE-21-54-0321	DRUM SADDLE FOR ERECTION - GENERAL ARRANGEMENT & SECTIONS	Drawing	1	Vendor	GEN-2	Approval	Drawing
6007-PLN-FWE-21-54-0351	MAIN STRUCTURE - DETAILS SERIAL A & B	Drawing	1	Vendor	GEN-2	Approval	Drawing
6007-PLN-FWE-21-54-0352	MAIN STRUCTURE - DETAILS SERIAL C - D & E	Drawing	1	Vendor	GEN-2	Approval	Drawing
6007-CAL-FWE-21-61-0005	Feedwater and Steam Pipng Stress Analysis Report	Calculation	C	Vendor	GEN-2	Approval	calculation
6007-CAL-FWE-21-61-0006	HTF Oil Pipng Stress Analysis Report	Calculation	C	Vendor	GEN-2	Approval	calculation
6007-PLN-FWE-21-65-6001	PIPING GENERAL ARRANGEMENT AND TERMINAL POINTS	Drawing	G	Vendor	GEN-2	Approval	Drawing
0187P-F1-4	Foundation Drawing	Drawing		Vendor	GEN-2	Approval	
6007-PLN-PRI-58-52-6101	A-MT-204A Overflow Tanks Cover Sheet Alpha	Drawing	4	Vendor	GEN-2	Approval	Drawing
6007-PLN-PRI-58-52-6105A	A-MT-204A Overflow Tanks Foundation Modifications Alpha	Drawing	4	Vendor	GEN-2	Approval	Drawing
6007-PLN-PRI-58-52-6201	A-MT-204B Overflow Tanks Cover Sheet Alpha	Drawing	4	Vendor	GEN-2	Approval	Drawing
6007-PLN-PRI-58-52-6205A	A-MT-204B Overflow Tanks Foundation Modifications Alpha	Drawing	4	Vendor	GEN-2	Approval	Drawing
6007-PLN-PRI-58-52-6301	B-MT-204A Overflow Tanks Cover Sheet Beta	Drawing	4	Vendor	GEN-2	Approval	Drawing
6007-PLN-PRI-58-52-6305A	B-MT-204B Overflow Tanks Foundation Modifications Beta	Drawing	4	Vendor	GEN-2	Approval	Drawing
6007-PLN-PRI-58-52-6401	B-MT-204B Overflow Tanks Cover Sheet Beta	Drawing	4	Vendor	GEN-2	Approval	Drawing
6007-PLN-PRI-58-52-6405A	B-MT-204B Overflow Tanks Foundation Modifications Beta	Drawing	4	Vendor	GEN-2	Approval	Drawing
6007-PLN-SFP-15-84-U01B	Beta Site Fire Protection Underground Plan	Drawing	4	Vendor	GEN-2	Approval	Drawing
6007-PLN-SFP-15-84-D001	Alpha & Beta Site Fire Protection Underground Details	Drawing	5	Vendor	GEN-2	Approval	Drawing
6007-PLN-FWE-21-54-0401	TYPICAL PIPE HANDRAIL, STAIRWAY AND GRATING DETAILS	Drawing	0	Vendor	GEN-2	Approval	Drawing
6007-PLN-FWE-21-54-0402	TYPICAL PIPE HANDRAIL, STAIRWAY AND GRATING DETAILS	Drawing	0	Vendor	GEN-2	Approval	Drawing
6007-PLN-FWE-21-54-0403	TYPICAL DETAILS	Drawing	0	Vendor	GEN-2	Approval	Drawing
6007-PLN-FWE-21-52-0002	Structural Base Loads	Drawing	2	Vendor	GEN-2	Approval	Drawing
6007-PLN-FWE-21-52-0003	Base Loads Table. Main & Auxiliary Platforms	Drawing	1	Vendor	GEN-2	Approval	Drawing
6007-PLN-FWE-21-52-0004	Base Loads Table. Piping Supports	Drawing	1	Vendor	GEN-2	Approval	Drawing
6007-PLN-FWE-21-52-0102	PIPE SUPPORTS DETAILS BASE. PLATES AND ANCHOR RODS	Drawing	2	Vendor	GEN-2	Approval	Drawing
6007-PLN-FWE-21-52-0201	Equipments Base Loads Details	Drawing	3	Vendor	GEN-2	Approval	Drawing
6007-PLN-FWE-21-52-0202	Structural Base Loads Details	Drawing	3	Vendor	GEN-2	Approval	Drawing
6007-PLN-FWE-21-52-0211	Equipment Base Plate Details	Drawing	1	Vendor	GEN-2	Approval	Drawing
6007-PLN-FWE-21-54-0301	Main Structure	Drawing	2	Vendor	GEN-2	Approval	Drawing
6007-PLN-FWE-21-54-0302	Main Structure. Bents 1 to 7	Drawing	1	Vendor	GEN-2	Approval	Drawing
6007-PLN-FWE-21-54-0303	Main Structure. Bents A/M &B/N	Drawing	1	Vendor	GEN-2	Approval	Drawing
6007-PLN-FWE-21-54-0304	Main Structure. Plan View	Drawing	1	Vendor	GEN-2	Approval	Drawing
6007-PLN-FWE-21-54-0305	Auxiliary Structure. Platforms	Drawing	2	Vendor	GEN-2	Approval	Drawing
6007-PLN-FWE-21-54-0306	MAIN STRUCTURE - P. V. - LEVELS +17' 11 3/4" +39' 6 3/4" & +50' 7 3/4"	Drawing	2	Vendor	GEN-2	Approval	Drawing
6007-PLN-FWE-21-54-0307	MAIN STRUCTURE - PLANT VIEW - GRATING LEVELS	Drawing	2	Vendor	GEN-2	Approval	Drawing
6007-PLN-FWE-21-54-0311	Auxiliary Structure. Piping Supports -I-	Drawing	1	Vendor	GEN-2	Approval	Drawing
6007-PLN-FWE-21-54-0312	AUXILIARY STRUCTURE PIPPING SUPPORTS-2-	Drawing	1	Vendor	GEN-2	Approval	Drawing
6007-PLN-FWE-21-54-0321	DRUM SADDLE FOR ERECTION - GENERAL ARRANGEMENT & SECTIONS	Drawing	1	Vendor	GEN-2	Approval	Drawing
6007-PLN-FWE-21-54-0351	MAIN STRUCTURE - DETAILS SERIAL A & B	Drawing	1	Vendor	GEN-2	Approval	Drawing
6007-PLN-FWE-21-54-0352	MAIN STRUCTURE - DETAILS SERIAL C - D & E	Drawing	1	Vendor	GEN-2	Approval	Drawing
2804-CAL-12-2-15-02	FWE Evaporator Rods Technical Note	Calculation	0	Vendor	GEN-2	Approval	calculation
6007-CAL-FWE-21-52-0001	Equipmement base plates, guides & anchor bolts Aci calculation	Calculation	C	Vendor	GEN-2	Approval	calculation
6007-PLN-SFP-15-84-D001	Alpha and Beta Site Fire Proctection Underground Details	Drawing	5	Vendor	GEN-2	Approval	Drawing
6007-PLN-SFP-15-84-U01B	Beta Site Fire Protection Underground Plan	Drawing	4	Vendor	GEN-2	Approval	Drawing
6007-PLN-PRI-39-62-3102	A-MT-444 Annular Layout	Drawing	0	Vendor	GEN-2	Approval	Drawing
6007-PLN-SCT-14-62-0117	FPS Drawing for Alpha Tower (1914FP-100)	Drawing	0	Vendor	GEN-2	Approval	Drawing
6007-PLN-SCT-14-62-0211	FPS Drawing for Beta Tower (1914FP-101)	Drawing	0	Vendor	GEN-2	Approval	Drawing
6007-CAL-SCT-14-62-0007	FPS Calculations for Alpha Tower (1914FP-100A)	Calculation	0	Vendor	GEN-2	Approval	calculation

6007-CAL-SCT-14-62-0008	FPS Calculations for Beta Tower (1914FP-100B)	Calculation	0	Vendor	GEN-2	Approval	calculation
6007-HDD-SCT-14-62-0007	FPS Equipment Data Alpha and Beta Towers (ME-1914)	Data Sheeet	0	Vendor	GEN-2	Approval	Data Sheet
6007-PLN-LEF-12-54-0021	Geometric Def of Rac plan detail drawings	Drawing	4	Vendor	GEN-2	Approval	Drawing
6007-PLN-LEF-12-54-0022	Geometric Def of ourdoor Rac plan detail drawings	Drawing	2	Vendor	GEN-2	Approval	Drawing
6007-PLN-LEF-12-54-0031	Geometric Def of Rac elevations	Drawing	4	Vendor	GEN-2	Approval	Drawing
6007-PLN-LEF-12-54-0032	Geometric Def of Rac elevations	Drawing	4	Vendor	GEN-2	Approval	Drawing
6007-PLN-LEF-12-54-0033	Geometric Def of Rac elevations	Drawing	4	Vendor	GEN-2	Approval	Drawing
6007-PLN-LEF-12-54-0034	Geometric Def of Rac elevations	Drawing	4	Vendor	GEN-2	Approval	Drawing
6007-PLN-LEF-12-54-0035	Geometric Def of Rac elevations	Drawing	4	Vendor	GEN-2	Approval	Drawing
6007-PLN-LEF-12-54-0036	Geometric Def of ourdoor Rac elevations	Drawing	2	Vendor	GEN-2	Approval	Drawing
6007-PLN-LEF-12-54-0037	Geometric Def of ourdoor Rac elevations	Drawing	2	Vendor	GEN-2	Approval	Drawing
6007-PLN-LEF-12-54-0038	Geometric Def of ourdoor Rac elevations	Drawing	2	Vendor	GEN-2	Approval	Drawing
6007-PLN-LEF-12-54-0039	Geometric Def of ourdoor Rac elevations	Drawing	3	Vendor	GEN-2	Approval	Drawing
6007-PLN-LEF-12-54-0041	Geometric Def of Rac sections	Drawing	5	Vendor	GEN-2	Approval	Drawing
6007-PLN-LEF-12-54-0042	Geometric Def of Rac sections	Drawing	5	Vendor	GEN-2	Approval	Drawing
6007-PLN-LEF-12-54-0043	Geometric Def of ourdoor Rac sections	Drawing	3	Vendor	GEN-2	Approval	Drawing
6007-PLN-LEF-12-54-0051	Geometric Def of Rac details of construction	Drawing	3	Vendor	GEN-2	Approval	Drawing
6007-PLN-LEF-12-54-0052	Geometric Def of Rac details of construction	Drawing	2	Vendor	GEN-2	Approval	Drawing
6007-PLN-LEF-12-54-0053	Geometric Def of Rac details of construction	Drawing	0	Vendor	GEN-2	Approval	Drawing
6007-CAL-AGE-58-52-6500-R03	Calculation report for Central plant. HTF main pipe support foundation. beta plant	Calculation	3	Vendor	GEN-2	Approval	calculation
6007-LIS-AGE-58-52-6500-R03	Coordiantes list for Central plant. HTF main pipe support foundation. beta plant	LIst	3	Vendor	GEN-2	Approval	List
6007-PLN-AGE-58-52-6500-R03	Central Plant, Main HTF Pipes Support Foundations. Cover sheet	Drawing	3	Vendor	GEN-2	Approval	Drawing
6007-PLN-AGE-58-52-6501-R02	Central Plant, Main HTF Pipes Support Foundations. General Notes	Drawing	2	Vendor	GEN-2	Approval	Drawing
6007-PLN-AGE-58-52-6502-R02	Central Plant, Main HTF Pipes Support Foundations. Foundations plan	Drawing	2	Vendor	GEN-2	Approval	Drawing
6007-PLN-AGE-58-52-6503-R03	Central Plant, Main HTF Pipes Support Foundations. Sections & details I	Drawing	3	Vendor	GEN-2	Approval	Drawing
6007-PLN-AGE-58-52-6504-R03	Central Plant, Main HTF Pipes Support Foundations. Sections & details II	Drawing	3	Vendor	GEN-2	Approval	Drawing
6007-CAL-AGE-58-52-6505-R02	Calculation report for Central plant. HTF main sleepers-pipes supp. II. beta plant	Calculation	2	Vendor	GEN-2	Approval	calculation
6007-LIS-AGE-58-52-6505-R02	Coordinates list for Central plant. HTF main sleepers-pipes supp. II. beta plant	LIst	2	Vendor	GEN-2	Approval	List
6007-PLN-AGE-58-52-6505-R02	Central Plant, Main HTF Pipes Support Foundations II. Cover sheet	Drawing	2	Vendor	GEN-2	Approval	Drawing
6007-PLN-AGE-58-52-6506-R02	Central Plant, Main HTF Pipes Support Foundations II. General Notes	Drawing	2	Vendor	GEN-2	Approval	Drawing
6007-PLN-AGE-58-52-6507-R02	Central Plant, Main HTF Pipes Support Foundations II. Foundations plan	Drawing	2	Vendor	GEN-2	Approval	Drawing
6007-PLN-AGE-58-52-6508-R02	Central Plant, Main HTF Pipes Support Foundations II. Sections & details	Drawing	2	Vendor	GEN-2	Approval	Drawing
6007-PLN-PRI-58-62-6101	A-MT-204A Tank Cover Sheet	Drawing	9	Vendor	GEN-2	Approval	Drawing
6007-PLN-PRI-58-62-6108	A-MT-204A Shell Layout	Drawing	9	Vendor	GEN-2	Approval	Drawing
6007-PLN-PRI-58-62-6108A	A-MT-204A Fire Protection Clip Shell Layout	Drawing	9	Vendor	GEN-2	Approval	Drawing
6007-PLN-PRI-58-62-6121	A-MT-204A Fire Protection Clip	Drawing	9	Vendor	GEN-2	Approval	Drawing
6007-PLN-PRI-58-62-6201	A-MT-204B Tank Cover Sheet	Drawing	9	Vendor	GEN-2	Approval	Drawing
6007-PLN-PRI-58-62-6208	A-MT-204B Shell Layout	Drawing	9	Vendor	GEN-2	Approval	Drawing
6007-PLN-PRI-58-62-6208A	A-MT-204B Fire Protection Clip Shell Layout	Drawing	9	Vendor	GEN-2	Approval	Drawing
6007-PLN-PRI-58-62-6221	A-MT-204B Fire Protection Clip	Drawing	9	Vendor	GEN-2	Approval	Drawing
6007-PLN-PRI-58-62-6301	B-MT-204A Tank Cover Sheet	Drawing	9	Vendor	GEN-2	Approval	Drawing
6007-PLN-PRI-58-62-6308	B-MT-204A Shell Layout	Drawing	9	Vendor	GEN-2	Approval	Drawing
6007-PLN-PRI-58-62-6308A	B-MT-204A Fire Protection Clip Shell Layout	Drawing	9	Vendor	GEN-2	Approval	Drawing
6007-PLN-PRI-58-62-6321	B-MT-204A Fire Protection Clip	Drawing	9	Vendor	GEN-2	Approval	Drawing
6007-PLN-PRI-58-62-6401	B-MT-204B Tank Cover Sheet	Drawing	9	Vendor	GEN-2	Approval	Drawing
6007-PLN-PRI-58-62-6408	B-MT-204B Shell Layout	Drawing	9	Vendor	GEN-2	Approval	Drawing
6007-PLN-PRI-58-62-6408A	B-MT-204B Fire Protection Clip Shell Layout	Drawing	9	Vendor	GEN-2	Approval	Drawing
6007-PLN-PRI-58-62-6421	B-MT-204B Fire Protection Clip	Drawing	9	Vendor	GEN-2	Approval	Drawing
N/A	Fire Clip Analysis Calculation	Drawing	0	Vendor	GEN-2	Approval	
N/A	Overflow Tank Changes Memo	Drawing	0	Vendor	GEN-2	Approval	
S2.1	General Circuit Breaker Platform Foundation and Framing Plans	Drawing	2	Vendor	GEN-2	Approval	
6007-PLN-PRI-58-62-6101	A-MT-204A Tank Cover Sheet	Drawing	10	Vendor	GEN-2	Approval	Drawing
6007-PLN-PRI-58-62-6108	A-MT-204A Shell Layout	Drawing	9	Vendor	GEN-2	Approval	Drawing
6007-PLN-PRI-58-62-6108A	A-MT-204A Fire Protection Clip Shell Layout	Drawing	10	Vendor	GEN-2	Approval	Drawing
6007-PLN-PRI-58-62-6121	A-MT-204A Fire Protection Clip	Drawing	10	Vendor	GEN-2	Approval	Drawing
6007-PLN-PRI-58-62-6201	A-MT-204B Tank Cover Sheet	Drawing	10	Vendor	GEN-2	Approval	Drawing
6007-PLN-PRI-58-62-6208	A-MT-204B Shell Layout	Drawing	9	Vendor	GEN-2	Approval	Drawing
6007-PLN-PRI-58-62-6208A	A-MT-204B Fire Protection Clip Shell Layout	Drawing	10	Vendor	GEN-2	Approval	Drawing
6007-PLN-PRI-58-62-6221	A-MT-204B Fire Protection Clip	Drawing	10	Vendor	GEN-2	Approval	Drawing
6007-PLN-PRI-58-62-6301	B-MT-204A Tank Cover Sheet	Drawing	10	Vendor	GEN-2	Approval	Drawing
6007-PLN-PRI-58-62-6308	B-MT-204A Shell Layout	Drawing	9	Vendor	GEN-2	Approval	Drawing
6007-PLN-PRI-58-62-6308A	B-MT-204A Fire Protection Clip Shell Layout	Drawing	10	Vendor	GEN-2	Approval	Drawing
6007-PLN-PRI-58-62-6321	B-MT-204A Fire Protection Clip	Drawing	10	Vendor	GEN-2	Approval	Drawing
6007-PLN-PRI-58-62-6401	B-MT-204B Tank Cover Sheet	Drawing	10	Vendor	GEN-2	Approval	Drawing
6007-PLN-PRI-58-62-6408	B-MT-204B Shell Layout	Drawing	9	Vendor	GEN-2	Approval	Drawing
6007-PLN-PRI-58-62-6408A	B-MT-204B Fire Protection Clip Shell Layout	Drawing	10	Vendor	GEN-2	Approval	Drawing
6007-PLN-PRI-58-62-6421	B-MT-204B Fire Protection Clip	Drawing	10	Vendor	GEN-2	Approval	Drawing
0187P-F1-4 MT-204 HTF	Fire Clip Analysis Calculation	Drawing	0	Vendor	GEN-2	Approval	
0187P-F1-4-MT-204 HTF	Fire Protection Clip Weld Design	Drawing	0	Vendor	GEN-2	Approval	
6007-CAL-FWE-21-61-0006	HTF Oil Pipng Stress Analysis Report	Calculation	0	Vendor	GEN-2	Approval	calculation
6007-PLN-FWE-21-65-6001	PIPING GENERAL ARRANGEMENT AND TERMINAL POINTS	Drawing	0	Vendor	GEN-2	Approval	Drawing
6007-PLN-FWE-21-52-0102	PIPE SUPPORTS DETAILS BASE. PLATES AND ANCHOR RODS	Drawing	3	Vendor	GEN-2	Approval	Drawing
6007-PLN-FWE-21-54-0401	TYPICAL PIPE HANDRAIL, STAIRWAY AND GRATING DETAILS	Drawing	1	Vendor	GEN-2	Approval	Drawing
6007-PLN-FWE-21-54-0402	TYPICAL PIPE HANDRAIL, STAIRWAY AND GRATING DETAILS	Drawing	1	Vendor	GEN-2	Approval	Drawing
6007-PLN-FWE-21-54-0403	TYPICAL DETAILS	Drawing	1	Vendor	GEN-2	Approval	Drawing
6007-PLN-FWE-21-52-0002	Structural Base Loads	Drawing	3	Vendor	GEN-2	Approval	Drawing
6007-PLN-FWE-21-52-0003	Base Loads Table. Main & Auxiliary Platforms	Drawing	2	Vendor	GEN-2	Approval	Drawing
6007-PLN-FWE-21-52-0004	Base Loads Table. Piping Supports	Drawing	2	Vendor	GEN-2	Approval	Drawing
6007-PLN-FWE-21-52-0201	Equipments Base Loads Details	Drawing	4	Vendor	GEN-2	Approval	Drawing
6007-PLN-FWE-21-52-0202	Structural Base Loads Details	Drawing	4	Vendor	GEN-2	Approval	Drawing
6007-PLN-FWE-21-52-0211	Equipment Base Plate Details	Drawing	2	Vendor	GEN-2	Approval	Drawing
6007-PLN-FWE-21-54-0301	Main Structure	Drawing	4	Vendor	GEN-2	Approval	Drawing
6007-PLN-FWE-21-54-0302	Main Structure. Bents 1 to 7	Drawing	2	Vendor	GEN-2	Approval	Drawing
6007-PLN-FWE-21-54-0303	Main Structure. Bents A/M &B/N	Drawing	2	Vendor	GEN-2	Approval	Drawing
6007-PLN-FWE-21-54-0304	Main Structure. Plan View	Drawing	2	Vendor	GEN-2	Approval	Drawing
6007-PLN-FWE-21-54-0305	Auxiliary Structure. Platforms	Drawing	4	Vendor	GEN-2	Approval	Drawing
6007-PLN-FWE-21-54-0306	MAIN STRUCTURE - P. V. - LEVELS +17' 11 3/4" +39' 6 3/4" & +50' 7 3/4"	Drawing	4	Vendor	GEN-2	Approval	Drawing
6007-PLN-FWE-21-54-0307	MAIN STRUCTURE - PLANT VIEW - GRATING LEVELS	Drawing	3	Vendor	GEN-2	Approval	Drawing
6007-PLN-FWE-21-54-0311	Auxiliary Structure. Piping Supports -I-	Drawing	2	Vendor	GEN-2	Approval	Drawing
6007-PLN-FWE-21-54-0312	AUXILIARY STRUCTURE PIPPING SUPPORTS-2-	Drawing	2	Vendor	GEN-2	Approval	Drawing
6007-PLN-FWE-21-54-0321	DRUM SADDLE FOR ERECTION - GENERAL ARRANGEMENT & SECTIONS	Drawing	2	Vendor	GEN-2	Approval	Drawing
6007-PLN-FWE-21-54-0351	MAIN STRUCTURE - DETAILS SERIAL A & B	Drawing	2	Vendor	GEN-2	Approval	Drawing
6007-PLN-FWE-21-54-0352	MAIN STRUCTURE - DETAILS SERIAL C - D & E	Drawing	2	Vendor	GEN-2	Approval	Drawing
2804-CAL-12-2-15-01	Structural Engineering Design Report_13_04_05	Calculation	1	Vendor	GEN-2	Approval	calculation
2804-CAL-12-2-15-02	n/a	Calculation	0	Vendor	GEN-2	Approval	calculation
6007 -PLN -AGE -58 -52 -2485	Cover sheet	Drawing	2	Vendor	GEN-2	Approval	Drawing
6007 -PLN -AGE -58 -52 -2486	General notes	Drawing	2	Vendor	GEN-2	Approval	Drawing
6007 -PLN -AGE -58 -52 -2487	Basin layout	Drawing	2	Vendor	GEN-2	Approval	Drawing
6007 -PLN -AGE -58 -52 -2488	Sections & staircase details	Drawing	3	Vendor	GEN-2	Approval	Drawing
6007 -PLN -AGE -58 -52 -2489	Sump and trench details	Drawing	2	Vendor	GEN-2	Approval	Drawing
6007 -PLN -AGE -58 -52 -2490	Pump A -MP -204A foundation plan, sections & details	Drawing	2	Vendor	GEN-2	Approval	Drawing
6007 -PLN -AGE -58 -52 -2491	Tank A -MV-206A foundation plan, sections & details	Drawing	3	Vendor	GEN-2	Approval	Drawing
6007 -PLN -AGE -58 -52 -2492	Pedestal details & coordinates	Drawing	2	Vendor	GEN-2	Approval	Drawing
6007 -CAL -AGE -58 -52 -2485	Overflow basin calc report	Calculation	0	Vendor	GEN-2	Approval	calculation
6007 -PLN -AGE -58 -52 -6485	Cover sheet	Drawing	2	Vendor	GEN-2	Approval	Drawing
6007 -PLN -AGE -58 -52 -6486	General notes	Drawing	2	Vendor	GEN-2	Approval	Drawing
6007 -PLN -AGE -58 -52 -6487	Basin layout	Drawing	2	Vendor	GEN-2	Approval	Drawing
6007 -PLN -AGE -58 -52 -6488	Sections & staircase details	Drawing	3	Vendor	GEN-2	Approval	Drawing
6007 -PLN -AGE -58 -52 -6489	Sump and trench details	Drawing	2	Vendor	GEN-2	Approval	Drawing
6007 -PLN -AGE -58 -52 -6490	Pump A -MP -204A foundation plan, sections & details	Drawing	2	Vendor	GEN-2	Approval	Drawing
6007 -PLN -AGE -58 -52 -6491	Tank A -MV-206A foundation plan, sections & details	Drawing	3	Vendor	GEN-2	Approval	Drawing
6007 -PLN -AGE -58 -52 -6492	Pedestal details & coordinates	Drawing	2	Vendor	GEN-2	Approval	Drawing
6007 -CAL -AGE -58 -52 -6485	Overflow basin calc report	Calculation	0	Vendor	GEN-2	Approval	calculation
6007 -CAL -AGE -58 -52 -2490	Pump foundation calc. Report	Calculation	2	Vendor	GEN-2	Approval	calculation
RESPONSES TO BV	na	Spec		Vendor	GEN-2	Approval	Spec
6007-PLN-AGE-41-52-4000-R02	Cover sheet	Drawing	2	Vendor	GEN-2	Approval	Drawing
6007-PLN-AGE-41-52-4020-R02	General notes	Drawing	2	Vendor	GEN-2	Approval	Drawing
6007-PLN-AGE-41-52-4040-R03	Foundation Plan	Drawing	3	Vendor	GEN-2	Approval	Drawing
6007-CAL-AGE-41-52-4000-R04	Calculation report	Calculation	4	Vendor	GEN-2	Approval	calculation
6007-PLN-AGE-41-52-8000-R02	Cover sheet	Drawing	2	Vendor	GEN-2	Approval	Drawing
6007-PLN-AGE-41-52-8020-R02	General notes	Drawing	2	Vendor	GEN-2	Approval	Drawing
6007-PLN-AGE-41-52-8040-R03	Foundation Plan	Drawing	3	Vendor	GEN-2	Approval	Drawing
6007-CAL-AGE-41-52-8000-R04	Calculation report	Calculation	4	Vendor	GEN-2	Approval	calculation
6007-CAL-AGE-41-54-4000	Calculation report	Calculation	2	Vendor	GEN-2	Approval	calculation
6007-CAL-AGE-41-54-8000	Calculation report	Calculation	2	Vendor	GEN-2	Approval	calculation
6007-PLN-AGE-41-54-4000-R02	Cover sheet	Drawing	2	Vendor	GEN-2	Approval	Drawing
6007-PLN-AGE-41-54-4020-R02	General notes	Drawing	2	Vendor	GEN-2	Approval	Drawing
6007-PLN-AGE-41-54-4040-R02	Structure Plan	Drawing	2	Vendor	GEN-2	Approval	Drawing
6007-PLN-AGE-41-54-8000-R02	Cover sheet	Drawing	2	Vendor	GEN-2	Approval	Drawing
6007-PLN-AGE-41-54-8020-R02	General notes	Drawing	2	Vendor	GEN-2	Approval	Drawing
6007-PLN-AGE-41-54-8040-R02	Structure Plan	Drawing	2	Vendor	GEN-2	Approval	Drawing

6007-PLN-AGE-41-57-4000-R00	Architectural details	Drawing	0	Vendor	GEN-2	Approval	Drawing
6007-PLN-AGE-41-57-8000-R00	Architectural details	Drawing	0	Vendor	GEN-2	Approval	Drawing
6007-PLN-AGE-25-54-4000	Cover sheet	Drawing	8	Vendor	GEN-2	Approval	Drawing
6007-PLN-AGE-25-54-4020	General notes	Drawing	6	Vendor	GEN-2	Approval	Drawing
6007-PLN-AGE-25-54-4040	At Elevation 2073 and 2078	Drawing	8	Vendor	GEN-2	Approval	Drawing
6007-PLN-AGE-25-54-4041	At Elevation 2086 and 2091	Drawing	7	Vendor	GEN-2	Approval	Drawing
6007-PLN-AGE-25-54-4042	At Elevation 2098	Drawing	7	Vendor	GEN-2	Approval	Drawing
6007-PLN-AGE-25-54-4043	At Elevation 2114	Drawing	7	Vendor	GEN-2	Approval	Drawing
6007-PLN-AGE-25-54-4044	At Elevation 2123,2139 and 2150	Drawing	7	Vendor	GEN-2	Approval	Drawing
6007-PLN-AGE-25-54-4045	Elevations, sheet 1	Drawing	8	Vendor	GEN-2	Approval	Drawing
6007-PLN-AGE-25-54-4046	Elevations, sheet 2	Drawing	7	Vendor	GEN-2	Approval	Drawing
6007-PLN-AGE-25-54-4047	Elevations, sheet 3	Drawing	8	Vendor	GEN-2	Approval	Drawing
6007-PLN-AGE-25-54-4048	Misc. Details	Drawing	7	Vendor	GEN-2	Approval	Drawing
6007-PLN-AGE-25-54-4049	Anchor plates	Drawing	4	Vendor	GEN-2	Approval	Drawing
6007-PLN-AGE-25-54-4050	Stairs	Drawing	4	Vendor	GEN-2	Approval	Drawing
6007-PLN-AGE-25-54-4051	Columns schedule	Drawing	1	Vendor	GEN-2	Approval	Drawing
6007-CAL-AGE-25-54-4000	Calculation report	Calculation	5	Vendor	GEN-2	Approval	calculation
6007-PLN-AGE-25-54-8000	Cover sheet	Drawing	6	Vendor	GEN-2	Approval	Drawing
6007-PLN-AGE-25-54-8020	General notes	Drawing	5	Vendor	GEN-2	Approval	Drawing
6007-PLN-AGE-25-54-8040	At Elevation 2081 and 2086	Drawing	6	Vendor	GEN-2	Approval	Drawing
6007-PLN-AGE-25-54-8041	At Elevation 2094 and 2099	Drawing	5	Vendor	GEN-2	Approval	Drawing
6007-PLN-AGE-25-54-8042	At Elevation 2116	Drawing	5	Vendor	GEN-2	Approval	Drawing
6007-PLN-AGE-25-54-8043	At Elevation 2122	Drawing	5	Vendor	GEN-2	Approval	Drawing
6007-PLN-AGE-25-54-8044	At Elevation 2131,2146 and 2158	Drawing	5	Vendor	GEN-2	Approval	Drawing
6007-PLN-AGE-25-54-8045	Elevations, sheet 1	Drawing	6	Vendor	GEN-2	Approval	Drawing
6007-PLN-AGE-25-54-8046	Elevations, sheet 2	Drawing	6	Vendor	GEN-2	Approval	Drawing
6007-PLN-AGE-25-54-8047	Elevations, sheet 3	Drawing	6	Vendor	GEN-2	Approval	Drawing
6007-PLN-AGE-25-54-8048	Misc. Details	Drawing	7	Vendor	GEN-2	Approval	Drawing
6007-PLN-AGE-25-54-8049	Anchor plates	Drawing	4	Vendor	GEN-2	Approval	Drawing
6007-PLN-AGE-25-54-8050	Stairs	Drawing	4	Vendor	GEN-2	Approval	Drawing
6007-PLN-AGE-25-54-8051	Columns schedule	Drawing	1	Vendor	GEN-2	Approval	Drawing
6007-CAL-AGE-25-54-8000	Calculation report	Calculation	5	Vendor	GEN-2	Approval	calculation
STG structure foundations BV	STG structure foundations BV	Drawing	n/a	Vendor	GEN-2	Approval	
6007-CAL-ATD-23-33-E048	Mojave Substations Grounding Calculations	Calculation	0	Vendor	GEN-2	Approval	calculation
6007-PLN-ATD-23-33-E041	Grounding Plan	Drawing	1	Vendor	GEN-2	Approval	Drawing
6007-PLN-ATD-23-33-E042	Grounding Details	Drawing	1	Vendor	GEN-2	Approval	Drawing
6007-PLN-ATD-23-33-E051	Duct Bank and Conduit Plan	Drawing	1	Vendor	GEN-2	Approval	Drawing
6007-PLN-ATD-23-32-E052	Duct Bank and Conduit Details	Drawing	0	Vendor	GEN-2	Approval	Drawing
6007-PLN-ATD-23-57-C091	Site preparation	Drawing	0	Vendor	GEN-2	Approval	Drawing
BV Comments-ATD struct 1-8.00	BV Comments-ATD struct 1-8.00 PC4 april12 grounding	Drawing	na	Vendor	GEN-2	Approval	
6007-PLN-ATD-23-02-E101	general installation relay house	Drawing	na	Vendor	GEN-2	Approval	Drawing
6007-INF-ATD-23-50-E002	MPT firewall detail	Analysis	A	Vendor	GEN-2	Approval	Report
6007-CAL-ATD-23-52-C070.Rev E	Other Foundation Calculations	Calculation	E	Vendor	GEN-2	Approval	calculation
6007-PLN-ATD-23-57-C074.Rev 2	Foundation Det. Fire wall MPT1	Drawing	2	Vendor	GEN-2	Approval	Drawing
BV comments Mojave SEfirewallApr12	Abengoa T&D responses	Drawing	na	Vendor	GEN-2	Approval	
Abengoa Mojave Solar memo #2	Explanation Memo #2	Drawing	na	Vendor	GEN-2	Approval	
Abengoa T&D memo MPT Firewall hole	Explanation Memo #1	Drawing	na	Vendor	GEN-2	Approval	
6007-CAL-FWE-21-61-0005	Feed water and Steam Piping Stress Analysis Report	Calculation	0	Vendor	GEN-2	Approval	calculation
6007-CAL-FWE-21-61-0006	HTF Oil Piping Stress Analysis Report	Calculation	0	Vendor	GEN-2	Approval	calculation
6007-PLN-FWE-21-65-6001	PIPING GENERAL ARRANGEMENT AND TERMINAL POINTS	Drawing	0	Vendor	GEN-2	Approval	Drawing
6007-PLN-FWE-21-52-0102	PIPE SUPPORTS DETAILS BASE. PLATES AND ANCHOR RODS	Drawing	3	Vendor	GEN-2	Approval	Drawing
6007-PLN-FWE-21-54-0401	TYPICAL PIPE HANDRAIL, STAIRWAY AND GRATING DETAILS	Drawing	1	Vendor	GEN-2	Approval	Drawing
6007-PLN-FWE-21-54-0402	TYPICAL PIPE HANDRAIL, STAIRWAY AND GRATING DETAILS	Drawing	1	Vendor	GEN-2	Approval	Drawing
6007-PLN-FWE-21-54-0403	TYPICAL DETAILS	Drawing	1	Vendor	GEN-2	Approval	Drawing
6007-PLN-FWE-21-52-0002	Structural Base Loads	Drawing	3	Vendor	GEN-2	Approval	Drawing
6007-PLN-FWE-21-52-0003	Base Loads Table. Main & Auxiliary Platforms	Drawing	2	Vendor	GEN-2	Approval	Drawing
6007-PLN-FWE-21-52-0004	Base Loads Table. Piping Supports	Drawing	2	Vendor	GEN-2	Approval	Drawing
6007-PLN-FWE-21-52-0201	Equipment Base Loads Details	Drawing	4	Vendor	GEN-2	Approval	Drawing
6007-PLN-FWE-21-52-0202	Structural Base Loads Details	Drawing	4	Vendor	GEN-2	Approval	Drawing
6007-PLN-FWE-21-52-0211	Equipment Base Plate Details	Drawing	2	Vendor	GEN-2	Approval	Drawing
6007-PLN-FWE-21-54-0301	Main Structure	Drawing	4	Vendor	GEN-2	Approval	Drawing
6007-PLN-FWE-21-54-0302	Main Structure. Bents 1 to 7	Drawing	2	Vendor	GEN-2	Approval	Drawing
6007-PLN-FWE-21-54-0303	Main Structure. Bents A/M &B/N	Drawing	2	Vendor	GEN-2	Approval	Drawing
6007-PLN-FWE-21-54-0304	Main Structure. Plan View	Drawing	2	Vendor	GEN-2	Approval	Drawing
6007-PLN-FWE-21-54-0305	Auxiliary Structure. Platforms	Drawing	4	Vendor	GEN-2	Approval	Drawing
6007-PLN-FWE-21-54-0306	MAIN STRUCTURE - P. V. - LEVELS +17' 11 3/4" +39' 6 3/4" & +50' 7 3/4"	Drawing	4	Vendor	GEN-2	Approval	Drawing
6007-PLN-FWE-21-54-0307	MAIN STRUCTURE - PLANT VIEW - GRATING LEVELS	Drawing	3	Vendor	GEN-2	Approval	Drawing
6007-PLN-FWE-21-54-0311	Auxiliary Structure. Piping Supports -I-	Drawing	2	Vendor	GEN-2	Approval	Drawing
6007-PLN-FWE-21-54-0312	AUXILIARY STRUCTURE PIPING SUPPORTS-2-	Drawing	2	Vendor	GEN-2	Approval	Drawing
6007-PLN-FWE-21-54-0321	DRUM SADDLE FOR ERECTION - GENERAL ARRANGEMENT & SECTIONS	Drawing	2	Vendor	GEN-2	Approval	Drawing
6007-PLN-FWE-21-54-0351	MAIN STRUCTURE - DETAILS SERIAL A & B	Drawing	2	Vendor	GEN-2	Approval	Drawing
6007-PLN-FWE-21-54-0352	MAIN STRUCTURE - DETAILS SERIAL C - D & E	Drawing	2	Vendor	GEN-2	Approval	Drawing
2804-CAL-12-2-15-01	Structural Engineering Design Report_13_04_05	Calculation	1	Vendor	GEN-2	Approval	calculation
2804-CAL-12-2-15-02	na	Calculation	0	Vendor	GEN-2	Approval	calculation
6007-PLN-AGE-58-52-3410-R02	Cover sheet	Drawing	2	Vendor	GEN-2	Approval	Drawing
6007-PLN-AGE-58-52-3411-R02	General notes	Drawing	2	Vendor	GEN-2	Approval	Drawing
6007-PLN-AGE-58-52-3412-R02	Support foundation plan	Drawing	2	Vendor	GEN-2	Approval	Drawing
6007-PLN-AGE-58-52-3413-R02	Data table	Drawing	2	Vendor	GEN-2	Approval	Drawing
6007-PLN-AGE-58-52-3414-R02	Section and detail I	Drawing	2	Vendor	GEN-2	Approval	Drawing
6007-PLN-AGE-58-52-3415-R02	Section and detail II	Drawing	2	Vendor	GEN-2	Approval	Drawing
6007-CAL-AGE-58-52-3410-R02	Calc report	Calculation	2	Vendor	GEN-2	Approval	calculation
6007-PLN-AGE-58-52-7410-R02	Cover sheet	Drawing	2	Vendor	GEN-2	Approval	Drawing
6007-PLN-AGE-58-52-7411-R02	General notes	Drawing	2	Vendor	GEN-2	Approval	Drawing
6007-PLN-AGE-58-52-7412-R02	Support foundation plan	Drawing	2	Vendor	GEN-2	Approval	Drawing
6007-PLN-AGE-58-52-7413-R02	Data table	Drawing	2	Vendor	GEN-2	Approval	Drawing
6007-PLN-AGE-58-52-7414-R02	Section and detail I	Drawing	2	Vendor	GEN-2	Approval	Drawing
6007-PLN-AGE-58-52-7415-R02	Section and detail II	Drawing	2	Vendor	GEN-2	Approval	Drawing
6007-CAL-AGE-58-52-7461-R02	Calc report	Calculation	2	Vendor	GEN-2	Approval	calculation
6007-PLN-AGE-58-52-6400-R03	Cover sheet	Drawing	3	Vendor	GEN-2	Approval	Drawing
6007-PLN-AGE-58-52-6401-R03	General Notes	Drawing	3	Vendor	GEN-2	Approval	Drawing
6007-PLN-AGE-58-52-6402-R03	Foundation Plan	Drawing	3	Vendor	GEN-2	Approval	Drawing
6007-PLN-AGE-58-52-6404-R04	Section and Details I	Drawing	4	Vendor	GEN-2	Approval	Drawing
6007-PLN-AGE-58-52-6405-R04	Section and Details II	Drawing	4	Vendor	GEN-2	Approval	Drawing
6007-CAL-AGE-58-52-6400-R04	Calculation Report	Calculation	4	Vendor	GEN-2	Approval	calculation
6007-LIS-AGE-58-52-6400-R01	Coordinates List	LIst	1	Vendor	GEN-2	Approval	List
6007-PLN-AGE-58-52-3461-R02	Cover sheet	Drawing	2	Vendor	GEN-2	Approval	Drawing
6007-PLN-AGE-58-52-3462-R02	General notes	Drawing	2	Vendor	GEN-2	Approval	Drawing
6007-PLN-AGE-58-52-3463-R02	Support foundation plan	Drawing	2	Vendor	GEN-2	Approval	Drawing
6007-PLN-AGE-58-52-3464-R00	Data table	Drawing	0	Vendor	GEN-2	Approval	Drawing
6007-PLN-AGE-58-52-3465-R00	Section and detail I	Drawing	0	Vendor	GEN-2	Approval	Drawing
6007-PLN-AGE-58-52-3466-R00	Section and detail II	Drawing	0	Vendor	GEN-2	Approval	Drawing
6007-CAL-AGE-58-52-3461-R02	Calc report	Calculation	2	Vendor	GEN-2	Approval	calculation
6007-PLN-AGE-58-52-7461-R02	Cover sheet	Drawing	2	Vendor	GEN-2	Approval	Drawing
6007-PLN-AGE-58-52-7462-R02	General notes	Drawing	2	Vendor	GEN-2	Approval	Drawing
6007-PLN-AGE-58-52-7463-R02	Support foundation plan	Drawing	2	Vendor	GEN-2	Approval	Drawing
6007-PLN-AGE-58-52-7464-R00	Data table	Drawing	0	Vendor	GEN-2	Approval	Drawing
6007-PLN-AGE-58-52-7465-R00	Section and detail I	Drawing	0	Vendor	GEN-2	Approval	Drawing
6007-PLN-AGE-58-52-7466-R00	Section and detail II	Drawing	0	Vendor	GEN-2	Approval	Drawing
6007-CAL-AGE-58-52-7462-R02	Calc report	Calculation	2	Vendor	GEN-2	Approval	calculation
6007-PLN-AGE-58-54-3550-R02	Cover sheet	Drawing	2	Vendor	GEN-2	Approval	Drawing
6007-PLN-AGE-58-54-3551-R02	General notes	Drawing	2	Vendor	GEN-2	Approval	Drawing
6007-PLN-AGE-58-54-3552-R02	Plan view and details	Drawing	2	Vendor	GEN-2	Approval	Drawing
6007-CAL-AGE-58-54-3550-R02	Calc report	Calculation	2	Vendor	GEN-2	Approval	calculation
6007-PLN-AGE-58-54-7550-R02	Cover sheet	Drawing	2	Vendor	GEN-2	Approval	Drawing
6007-PLN-AGE-58-54-7551-R02	General notes	Drawing	2	Vendor	GEN-2	Approval	Drawing
6007-PLN-AGE-58-54-7552-R02	Plan view and details	Drawing	2	Vendor	GEN-2	Approval	Drawing
6007-CAL-AGE-58-54-7550-R02	Calc report	Calculation	2	Vendor	GEN-2	Approval	calculation
6007-ESP-ATP-68-61-PL24	Engineering Standards and practices Material and Installation standards Underground HDPE	Spec	2	Vendor	GEN-2	Approval	Spec
6007-CAL-AGE-58-52-2485	Calculation Report for Overflow Basin & MV-206 Alpha Plant	Calculation	0	Vendor	GEN-2	Approval	calculation
6007-CAL-AGE-58-52-6485	Calculation Report for Overflow Basin & MV-206 Beta Plant	Calculation	0	Vendor	GEN-2	Approval	calculation
6007-CAL-AGE-58-52-2490	Calculation Report for HTF Filling Discharge Pumps Foundations	Calculation	3	Vendor	GEN-2	Approval	calculation
6007-PLN-AGE-58-52-2485	Cover sheet	Drawing	2	Vendor	GEN-2	Approval	Drawing
6007-PLN-AGE-58-52-2486	General notes	Drawing	2	Vendor	GEN-2	Approval	Drawing
6007-PLN-AGE-58-52-2487	Basin Layout	Drawing	2	Vendor	GEN-2	Approval	Drawing
6007-PLN-AGE-58-52-2488	Sections and stair details	Drawing	3	Vendor	GEN-2	Approval	Drawing
6007-PLN-AGE-58-52-2489	Sump and trench details	Drawing	2	Vendor	GEN-2	Approval	Drawing
6007-PLN-AGE-58-52-2490	Pump MP-204 foundation plan sections and details	Drawing	3	Vendor	GEN-2	Approval	Drawing
6007-PLN-AGE-58-52-2491	Tank MV-206 foundation plan, sections & details	Drawing	3	Vendor	GEN-2	Approval	Drawing
6007-PLN-AGE-58-52-2492	Pedestal details and coordinates	Drawing	2	Vendor	GEN-2	Approval	Drawing
6007-PLN-AGE-58-52-6485	Cover sheet	Drawing	2	Vendor	GEN-2	Approval	Drawing

6007-PLN-AGE-58-52-6486	General notes	Drawing	2	Vendor	GEN-2	Approval	Drawing
6007-PLN-AGE-58-52-6487	Basin Layout	Drawing	2	Vendor	GEN-2	Approval	Drawing
6007-PLN-AGE-58-52-6488	Sections and stair details	Drawing	3	Vendor	GEN-2	Approval	Drawing
6007-PLN-AGE-58-52-6489	Sump and trench details	Drawing	2	Vendor	GEN-2	Approval	Drawing
6007-PLN-AGE-58-52-6490	Pump MP-204 foundation plan sections and details	Drawing	3	Vendor	GEN-2	Approval	Drawing
6007-PLN-AGE-58-52-6491	Tank MV-206 foundation plan, sections & details	Drawing	3	Vendor	GEN-2	Approval	Drawing
6007-PLN-AGE-58-52-6492	Pedestal details and coordinates	Drawing	2	Vendor	GEN-2	Approval	Drawing
6007-PLN-AGE-00-50-S003-R01	TYPICAL PIPE HANDRAIL, STAIRWAY, AND GRATING DETAILS	Drawing	1	Vendor	GEN-2	Approval	Drawing
6007-PLN-AGE-23-52-4000-R01	Cover sheet	Drawing	1	Vendor	GEN-2	Approval	Drawing
6007-PLN-AGE-23-52-4020-R02	General notes	Drawing	2	Vendor	GEN-2	Approval	Drawing
6007-PLN-AGE-23-52-4040-R02	Foundation Plan & details	Drawing	2	Vendor	GEN-2	Approval	Drawing
6007-CAL-AGE-23-52-4000-R02	Calculation report	Calculation	2	Vendor	GEN-2	Approval	calculation
6007-PLN-AGE-23-52-8000-R01	Cover sheet	Drawing	1	Vendor	GEN-2	Approval	Drawing
6007-PLN-AGE-23-52-8020-R02	General notes	Drawing	2	Vendor	GEN-2	Approval	Drawing
6007-PLN-AGE-23-52-8040-R02	Foundation Plan & details	Drawing	2	Vendor	GEN-2	Approval	Drawing
6007-CAL-AGE-23-52-8000-R02	Calculation report	Calculation	2	Vendor	GEN-2	Approval	calculation
6007-PLN-AGE-18-52-4200	Cover sheet	Drawing	2	Vendor	GEN-2	Approval	Drawing
6007-PLN-AGE-18-52-4220	General notes	Drawing	2	Vendor	GEN-2	Approval	Drawing
6007-PLN-AGE-18-52-4240	Foundation drawings	Drawing	4	Vendor	GEN-2	Approval	Drawing
6007-CAL-AGE-18-52-4200	Calc report	Calculation	3	Vendor	GEN-2	Approval	calculation
6007-PLN-AGE-18-52-8200	Cover sheet	Drawing	2	Vendor	GEN-2	Approval	Drawing
6007-PLN-AGE-18-52-8220	General notes	Drawing	2	Vendor	GEN-2	Approval	Drawing
6007-PLN-AGE-18-52-8240	Foundation drawings	Drawing	4	Vendor	GEN-2	Approval	Drawing
6007-CAL-AGE-18-52-8200	Calc report	Calculation	3	Vendor	GEN-2	Approval	calculation
6007-PLN-AGE-18-52-4300	Cover sheet	Drawing	2	Vendor	GEN-2	Approval	Drawing
6007-PLN-AGE-18-52-4320	General notes	Drawing	2	Vendor	GEN-2	Approval	Drawing
6007-PLN-AGE-18-52-4340	Foundation drawings	Drawing	3	Vendor	GEN-2	Approval	Drawing
6007-CAL-AGE-18-52-4300	Calc report	Calculation	3	Vendor	GEN-2	Approval	calculation
6007-PLN-AGE-18-52-8300	Cover sheet	Drawing	2	Vendor	GEN-2	Approval	Drawing
6007-PLN-AGE-18-52-8320	General notes	Drawing	2	Vendor	GEN-2	Approval	Drawing
6007-PLN-AGE-18-52-8340	Foundation drawings	Drawing	3	Vendor	GEN-2	Approval	Drawing
6007-CAL-AGE-18-52-8300	Calc report	Calculation	3	Vendor	GEN-2	Approval	calculation
6007-PLN-AGE-40-52-4100-R03	Cover sheet	Drawing	2	Vendor	GEN-2	Approval	Drawing
6007-PLN-AGE-40-52-4120-R03	General notes	Drawing	2	Vendor	GEN-2	Approval	Drawing
6007-PLN-AGE-40-52-4140-R03	Arrangment plan view	Drawing	2	Vendor	GEN-2	Approval	Drawing
6007-PLN-AGE-40-52-4141-R03	Mat bottom reinforcement	Drawing	2	Vendor	GEN-2	Approval	Drawing
6007-PLN-AGE-40-52-4142-R03	Mat top reinforcement	Drawing	2	Vendor	GEN-2	Approval	Drawing
6007-PLN-AGE-40-52-4143-R01	Extra top reinforcement	Drawing	0	Vendor	GEN-2	Approval	Drawing
6007-PLN-AGE-40-52-4144-R01	Extra bottom reinforcement	Drawing	0	Vendor	GEN-2	Approval	Drawing
6007-PLN-AGE-40-52-4145-R01	Mat reinforcement details	Drawing	0	Vendor	GEN-2	Approval	Drawing
6007-PLN-AGE-40-52-4150-R01	Drainage	Drawing	0	Vendor	GEN-2	Approval	Drawing
6007-PLN-AGE-40-52-4160-R01	Pier and rack support anchor layout	Drawing	0	Vendor	GEN-2	Approval	Drawing
6007-PLN-AGE-40-52-4161-R01	Pier and rack support anchor details	Drawing	0	Vendor	GEN-2	Approval	Drawing
6007-PLN-AGE-40-52-4162-R01	Anchor bolts. Assemblies and details	Drawing	0	Vendor	GEN-2	Approval	Drawing
6007-PLN-AGE-40-52-4163-R01	Skid and bench support layout	Drawing	0	Vendor	GEN-2	Approval	Drawing
6007-PLN-AGE-40-52-4164-R01	Skid support details	Drawing	0	Vendor	GEN-2	Approval	Drawing
6007-PLN-AGE-40-52-4173-R01	Skid support layout	Drawing	0	Vendor	GEN-2	Approval	Drawing
6007-CAL-AGE-40-52-4000-R03	WTP foundation calc report	Calculation	2	Vendor	GEN-2	Approval	calculation
6007-PLN-AGE-40-52-8100-R03	Cover sheet	Drawing	2	Vendor	GEN-2	Approval	Drawing
6007-PLN-AGE-40-52-8120-R03	General notes	Drawing	2	Vendor	GEN-2	Approval	Drawing
6007-PLN-AGE-40-52-8140-R03	Arrangment plan view	Drawing	2	Vendor	GEN-2	Approval	Drawing
6007-PLN-AGE-40-52-8141-R03	Mat bottom reinforcement	Drawing	2	Vendor	GEN-2	Approval	Drawing
6007-PLN-AGE-40-52-8142-R03	Mat top reinforcement	Drawing	2	Vendor	GEN-2	Approval	Drawing
6007-PLN-AGE-40-52-8143-R01	Extra top reinforcement	Drawing	0	Vendor	GEN-2	Approval	Drawing
6007-PLN-AGE-40-52-8144-R01	Extra bottom reinforcement	Drawing	0	Vendor	GEN-2	Approval	Drawing
6007-PLN-AGE-40-52-8145-R01	Mat reinforcement details	Drawing	0	Vendor	GEN-2	Approval	Drawing
6007-PLN-AGE-40-52-8150-R01	Drainage	Drawing	0	Vendor	GEN-2	Approval	Drawing
6007-PLN-AGE-40-52-8160-R01	Pier and rack support anchor layout	Drawing	0	Vendor	GEN-2	Approval	Drawing
6007-PLN-AGE-40-52-8161-R01	Pier and rack support anchor details	Drawing	0	Vendor	GEN-2	Approval	Drawing
6007-PLN-AGE-40-52-8162-R01	Anchor bolts. Assemblies and details	Drawing	0	Vendor	GEN-2	Approval	Drawing
6007-PLN-AGE-40-52-8163-R01	Skid and bench support layout	Drawing	0	Vendor	GEN-2	Approval	Drawing
6007-PLN-AGE-40-52-8164-R01	Skid support details	Drawing	0	Vendor	GEN-2	Approval	Drawing
6007-PLN-AGE-40-52-8173-R01	Skid support layout	Drawing	0	Vendor	GEN-2	Approval	Drawing
6007-CAL-AGE-40-52-8000-R03	WTP foundation calc report	Calculation	2	Vendor	GEN-2	Approval	calculation
6007-PLN-AGE-67-33-9803	Grounding in beta central plant	Drawing	na	Vendor	GEN-2	Approval	Drawing
6007-CAL-AGE-57-52-3550-R01	Calculation Report	Calculation	1	Vendor	GEN-2	Approval	calculation
6007-PLN-AGE-57-52-3550-R02	Cover sheet	Drawing	2	Vendor	GEN-2	Approval	Drawing
6007-PLN-AGE-57-52-3551-R02	General notes	Drawing	2	Vendor	GEN-2	Approval	Drawing
6007-PLN-AGE-57-52-3552-R02	Plan View and Detils	Drawing	2	Vendor	GEN-2	Approval	Drawing
6007-CAL-AGE-57-52-7550-R01	Calculation Report	Calculation	1	Vendor	GEN-2	Approval	calculation
6007-PLN-AGE-57-52-7550-R02	Cover sheet	Drawing	2	Vendor	GEN-2	Approval	Drawing
6007-PLN-AGE-57-52-7551-R02	General notes	Drawing	2	Vendor	GEN-2	Approval	Drawing
6007-PLN-AGE-57-52-7552-R02	Plan View and Detils	Drawing	2	Vendor	GEN-2	Approval	Drawing
6007-PLN-AGE-25-54-4500-R04	Cover sheet	Drawing	4	Vendor	GEN-2	Approval	Drawing
6007-PLN-AGE-25-54-4501-R04	General notes	Drawing	4	Vendor	GEN-2	Approval	Drawing
6007-PLN-AGE-25-54-4502-R05	Elevation I	Drawing	5	Vendor	GEN-2	Approval	Drawing
6007-PLN-AGE-25-54-4503-R05	Elevation III	Drawing	5	Vendor	GEN-2	Approval	Drawing
6007-PLN-AGE-25-54-4504-R05	Elevation III	Drawing	5	Vendor	GEN-2	Approval	Drawing
6007-PLN-AGE-25-54-4505-R05	BCP and BT connections	Drawing	5	Vendor	GEN-2	Approval	Drawing
6007-PLN-AGE-25-54-4506-R05	CH and CR connections	Drawing	5	Vendor	GEN-2	Approval	Drawing
6007-PLN-AGE-25-54-4507-R05	JT and JB connections	Drawing	5	Vendor	GEN-2	Approval	Drawing
6007-PLN-AGE-25-54-4508-R04	Plan el 2073 and 2078	Drawing	4	Vendor	GEN-2	Approval	Drawing
6007-PLN-AGE-25-54-4509-R04	Plan el 2086 and 2091	Drawing	4	Vendor	GEN-2	Approval	Drawing
6007-PLN-AGE-25-54-4510-R04	Plan el 2098	Drawing	4	Vendor	GEN-2	Approval	Drawing
6007-PLN-AGE-25-54-4511-R04	Plan el 2114	Drawing	4	Vendor	GEN-2	Approval	Drawing
6007-PLN-AGE-25-54-4512-R04	Plan el 2123 and 2150	Drawing	4	Vendor	GEN-2	Approval	Drawing
6007-PLN-AGE-25-54-4513-R04	GP connections	Drawing	4	Vendor	GEN-2	Approval	Drawing
6007-PLN-AGE-25-54-4514-R04	JBP, GF and GE connections	Drawing	4	Vendor	GEN-2	Approval	Drawing
6007-PLN-AGE-25-54-4515-R04	BCF connections	Drawing	4	Vendor	GEN-2	Approval	Drawing
6007-PLN-AGE-25-54-4516-R04	Columns splices I	Drawing	4	Vendor	GEN-2	Approval	Drawing
6007-PLN-AGE-25-54-4517-R04	Columns splices III	Drawing	4	Vendor	GEN-2	Approval	Drawing
6007-PLN-AGE-25-54-4518-R04	Columns splices III	Drawing	4	Vendor	GEN-2	Approval	Drawing
6007-CAL-AGE-25-51-4004-R05	Calculation report	Calculation	5	Vendor	GEN-2	Approval	calculation
6007-PLN-AGE-25-54-8500-R03	Cover sheet	Drawing	3	Vendor	GEN-2	Approval	Drawing
6007-PLN-AGE-25-54-8501-R03	General notes	Drawing	3	Vendor	GEN-2	Approval	Drawing
6007-PLN-AGE-25-54-8502-R04	Elevation I	Drawing	4	Vendor	GEN-2	Approval	Drawing
6007-PLN-AGE-25-54-8503-R04	Elevation III	Drawing	4	Vendor	GEN-2	Approval	Drawing
6007-PLN-AGE-25-54-8504-R04	Elevation III	Drawing	4	Vendor	GEN-2	Approval	Drawing
6007-PLN-AGE-25-54-8505-R04	BCP and BT connections	Drawing	4	Vendor	GEN-2	Approval	Drawing
6007-PLN-AGE-25-54-8506-R04	CH and CR connections	Drawing	4	Vendor	GEN-2	Approval	Drawing
6007-PLN-AGE-25-54-8507-R04	JT and JB connections	Drawing	4	Vendor	GEN-2	Approval	Drawing
6007-PLN-AGE-25-54-8508-R03	Plan el 2081 and 2064	Drawing	3	Vendor	GEN-2	Approval	Drawing
6007-PLN-AGE-25-54-8509-R03	Plan el 2094 and 2099	Drawing	3	Vendor	GEN-2	Approval	Drawing
6007-PLN-AGE-25-54-8510-R03	Plan el 2106	Drawing	3	Vendor	GEN-2	Approval	Drawing
6007-PLN-AGE-25-54-8511-R03	Plan el 2122	Drawing	3	Vendor	GEN-2	Approval	Drawing
6007-PLN-AGE-25-54-8512-R03	Plan el 2131 and 2158	Drawing	3	Vendor	GEN-2	Approval	Drawing
6007-PLN-AGE-25-54-8513-R03	GP connections	Drawing	3	Vendor	GEN-2	Approval	Drawing
6007-PLN-AGE-25-54-8514-R03	JBP, GF and GE connections	Drawing	3	Vendor	GEN-2	Approval	Drawing
6007-PLN-AGE-25-54-8515-R03	BCF connections	Drawing	3	Vendor	GEN-2	Approval	Drawing
6007-PLN-AGE-25-54-8516-R03	Columns splices I	Drawing	3	Vendor	GEN-2	Approval	Drawing
6007-PLN-AGE-25-54-8517-R03	Columns splices III	Drawing	3	Vendor	GEN-2	Approval	Drawing
6007-PLN-AGE-25-54-8518-R03	Columns splices III	Drawing	3	Vendor	GEN-2	Approval	Drawing
6007-CAL-AGE-25-51-8004-R05	Calculation report	Calculation	5	Vendor	GEN-2	Approval	calculation
6007-inf-AGE-68-60-2001	Stress Analysis Report-Solar Field-East Inlet Alpha	Analysis	3	Vendor	GEN-2	Approval	Report
6007-inf-AGE-68-60-2002	Stress Analysis Report-Solar Field-East Return Alpha	Analysis	3	Vendor	GEN-2	Approval	Report
6007-inf-AGE-68-60-6005	Stress Analysis Report Header HTF- Beta North Solar Field Inlet	Analysis	3	Vendor	GEN-2	Approval	Report
6007-inf-AGE-68-60-6006	Stress Analysis Report Header HTF- Beta North Solar Field Return	Analysis	3	Vendor	GEN-2	Approval	Report
6007-inf-AGE-68-60-6001	Stress Analysis Report Header HTF- Beta Plant – East SF Inlet	Analysis	4	Vendor	GEN-2	Approval	Report
6007-inf-AGE-68-60-6002	Stress Analysis Report Header HTF- Beta Plant – East SF Return	Analysis	3	Vendor	GEN-2	Approval	Report
6007-PLN-AGE-57-61-2002_SH01	Pipe Layout Drawing SF Alpha East	Drawing	2	Vendor	GEN-2	Approval	Drawing
6007-PLN-AGE-57-61-2002_SH02	Pipe Layout Drawing SF Alpha East	Drawing	2	Vendor	GEN-2	Approval	Drawing
6007-PLN-AGE-57-61-2002_SH03	Pipe Layout Drawing SF Alpha East	Drawing	2	Vendor	GEN-2	Approval	Drawing
6007-PLN-AGE-57-61-2002_SH04	Pipe Layout Drawing SF Alpha East	Drawing	2	Vendor	GEN-2	Approval	Drawing
6007-PLN-AGE-57-61-2002_SH05	Pipe Layout Drawing SF Alpha East	Drawing	2	Vendor	GEN-2	Approval	Drawing
6007-PLN-AGE-57-61-2002_SH06	Pipe Layout Drawing SF Alpha East	Drawing	2	Vendor	GEN-2	Approval	Drawing
6007-PLN-AGE-57-61-2002_SH07	Pipe Layout Drawing SF Alpha East	Drawing	2	Vendor	GEN-2	Approval	Drawing
6007-PLN-AGE-57-61-2002_SH08	Pipe Layout Drawing SF Alpha East	Drawing	2	Vendor	GEN-2	Approval	Drawing
6007-PLN-AGE-57-61-2002_SH09	Pipe Layout Drawing SF Alpha East	Drawing	2	Vendor	GEN-2	Approval	Drawing
6007-PLN-AGE-57-61-2002_SH10	Pipe Layout Drawing SF Alpha East	Drawing	2	Vendor	GEN-2	Approval	Drawing
6007-PLN-AGE-57-61-2002_SH11	Pipe Layout Drawing SF Alpha East	Drawing	2	Vendor	GEN-2	Approval	Drawing
6007-PLN-AGE-57-61-2002_SH12	Pipe Layout Drawing SF Alpha East	Drawing	2	Vendor	GEN-2	Approval	Drawing

6007-PLN-AGE-57-61-2002_SH13	Pipe Layout Drawing SF Alpha East	Drawing	2	Vendor	GEN-2	Approval	Drawing
6007-PLN-AGE-57-61-2002_SH14	Pipe Layout Drawing SF Alpha East	Drawing	2	Vendor	GEN-2	Approval	Drawing
6007-PLN-AGE-57-61-2002_SH15	Pipe Layout Drawing SF Alpha East	Drawing	2	Vendor	GEN-2	Approval	Drawing
6007-PLN-AGE-57-61-2002_SH16	Pipe Layout Drawing SF Alpha East	Drawing	2	Vendor	GEN-2	Approval	Drawing
6007-PLN-AGE-57-61-2002_SH17	Pipe Layout Drawing SF Alpha East	Drawing	2	Vendor	GEN-2	Approval	Drawing
6007-PLN-AGE-57-61-2002_SH18	Pipe Layout Drawing SF Alpha East	Drawing	2	Vendor	GEN-2	Approval	Drawing
6007-PLN-AGE-57-61-2002_SH19	Pipe Layout Drawing SF Alpha East	Drawing	2	Vendor	GEN-2	Approval	Drawing
6007-PLN-AGE-57-61-2002_SH20	Pipe Layout Drawing SF Alpha East	Drawing	2	Vendor	GEN-2	Approval	Drawing
6007-PLN-AGE-57-61-2002_SH21	Pipe Layout Drawing SF Alpha East	Drawing	2	Vendor	GEN-2	Approval	Drawing
6007-PLN-AGE-57-61-2002_SH22	Pipe Layout Drawing SF Alpha East	Drawing	2	Vendor	GEN-2	Approval	Drawing
6007-PLN-AGE-57-61-2002_SH23	Pipe Layout Drawing SF Alpha East	Drawing	2	Vendor	GEN-2	Approval	Drawing
6007-PLN-AGE-57-61-2002_SH24	Pipe Layout Drawing SF Alpha East	Drawing	2	Vendor	GEN-2	Approval	Drawing
6007-PLN-AGE-57-61-2002_SH25	Pipe Layout Drawing SF Alpha East	Drawing	2	Vendor	GEN-2	Approval	Drawing
6007-PLN-AGE-57-61-2002_SH26	Pipe Layout Drawing SF Alpha East	Drawing	2	Vendor	GEN-2	Approval	Drawing
6007-PLN-AGE-57-61-2002_SH27	Pipe Layout Drawing SF Alpha East	Drawing	2	Vendor	GEN-2	Approval	Drawing
6007-PLN-AGE-57-61-2002_SH28	Pipe Layout Drawing SF Alpha East	Drawing	2	Vendor	GEN-2	Approval	Drawing
6007-PLN-AGE-57-61-2002_SH29	Pipe Layout Drawing SF Alpha East	Drawing	2	Vendor	GEN-2	Approval	Drawing
6007-PLN-AGE-57-61-2002_SH30	Pipe Layout Drawing SF Alpha East	Drawing	2	Vendor	GEN-2	Approval	Drawing
6007-PLN-AGE-57-61-2002_SH31	Pipe Layout Drawing SF Alpha East	Drawing	2	Vendor	GEN-2	Approval	Drawing
6007-PLN-AGE-57-61-2002_SH32	Pipe Layout Drawing SF Alpha East	Drawing	2	Vendor	GEN-2	Approval	Drawing
6007-PLN-AGE-57-61-2002_SH33	Pipe Layout Drawing SF Alpha East	Drawing	2	Vendor	GEN-2	Approval	Drawing
6007-PLN-AGE-57-61-2002_SH34	Pipe Layout Drawing SF Alpha East	Drawing	2	Vendor	GEN-2	Approval	Drawing
6007-PLN-AGE-57-61-2002_SH35	Pipe Layout Drawing SF Alpha East	Drawing	2	Vendor	GEN-2	Approval	Drawing
6007-PLN-AGE-57-61-2002_SH36	Pipe Layout Drawing SF Alpha East	Drawing	2	Vendor	GEN-2	Approval	Drawing
6007-PLN-AGE-57-61-2002_SH37	Pipe Layout Drawing SF Alpha East	Drawing	2	Vendor	GEN-2	Approval	Drawing
6007-PLN-AGE-57-61-2002_SH38	Pipe Layout Drawing SF Alpha East	Drawing	2	Vendor	GEN-2	Approval	Drawing
6007-PLN-AGE-57-61-2002_SH39	Pipe Layout Drawing SF Alpha East	Drawing	2	Vendor	GEN-2	Approval	Drawing
6007-PLN-AGE-57-61-2002_SH40	Pipe Layout Drawing SF Alpha East	Drawing	2	Vendor	GEN-2	Approval	Drawing
6007-PLN-AGE-57-61-2002_SH41	Pipe Layout Drawing SF Alpha East	Drawing	2	Vendor	GEN-2	Approval	Drawing
6007-PLN-AGE-57-61-2002_SH42	Pipe Layout Drawing SF Alpha East	Drawing	2	Vendor	GEN-2	Approval	Drawing
6007-PLN-AGE-57-61-2002_SH43	Pipe Layout Drawing SF Alpha East	Drawing	2	Vendor	GEN-2	Approval	Drawing
6007-PLN-AGE-57-61-2002_SH44	Pipe Layout Drawing SF Alpha East	Drawing	2	Vendor	GEN-2	Approval	Drawing
6007-PLN-AGE-57-61-2002_SH45	Pipe Layout Drawing SF Alpha East	Drawing	2	Vendor	GEN-2	Approval	Drawing
6007-PLN-AGE-57-61-2002_SH46	Pipe Layout Drawing SF Alpha East	Drawing	2	Vendor	GEN-2	Approval	Drawing
6007-PLN-AGE-57-61-2002_SH47	Pipe Layout Drawing SF Alpha East	Drawing	2	Vendor	GEN-2	Approval	Drawing
6007-PLN-AGE-57-61-2002_SH48	Pipe Layout Drawing SF Alpha East	Drawing	2	Vendor	GEN-2	Approval	Drawing
6007-PLN-AGE-57-61-2002_SH49	Pipe Layout Drawing SF Alpha East	Drawing	2	Vendor	GEN-2	Approval	Drawing
6007-PLN-AGE-57-61-2002_SH50	Pipe Layout Drawing SF Alpha East	Drawing	2	Vendor	GEN-2	Approval	Drawing
6007-PLN-AGE-57-61-2002_SH51	Pipe Layout Drawing SF Alpha East	Drawing	2	Vendor	GEN-2	Approval	Drawing
6007-PLN-AGE-57-61-2002_SH52	Pipe Layout Drawing SF Alpha East	Drawing	2	Vendor	GEN-2	Approval	Drawing
6007-PLN-AGE-57-61-2002_SH53	Pipe Layout Drawing SF Alpha East	Drawing	2	Vendor	GEN-2	Approval	Drawing
6007-PLN-AGE-57-61-2002_SH54	Pipe Layout Drawing SF Alpha East	Drawing	2	Vendor	GEN-2	Approval	Drawing
6007-PLN-AGE-57-61-2002_SH55	Pipe Layout Drawing SF Alpha East	Drawing	2	Vendor	GEN-2	Approval	Drawing
6007-PLN-AGE-57-61-2002_SH56	Pipe Layout Drawing SF Alpha East	Drawing	2	Vendor	GEN-2	Approval	Drawing
6007-PLN-AGE-57-61-2002_SH57	Pipe Layout Drawing SF Alpha East	Drawing	2	Vendor	GEN-2	Approval	Drawing
6007-PLN-AGE-57-61-2002_SH58	Pipe Layout Drawing SF Alpha East	Drawing	2	Vendor	GEN-2	Approval	Drawing
6007-PLN-AGE-57-61-2002_SH59	Pipe Layout Drawing SF Alpha East	Drawing	2	Vendor	GEN-2	Approval	Drawing
6007-PLN-AGE-57-61-2002_SH60	Pipe Layout Drawing SF Alpha East	Drawing	2	Vendor	GEN-2	Approval	Drawing
6007-PLN-AGE-57-61-2002_SH61	Pipe Layout Drawing SF Alpha East	Drawing	2	Vendor	GEN-2	Approval	Drawing
6007-PLN-AGE-57-61-2002_SH62	Pipe Layout Drawing SF Alpha East	Drawing	2	Vendor	GEN-2	Approval	Drawing
6007-PLN-AGE-57-61-2002_SH63	Pipe Layout Drawing SF Alpha East	Drawing	2	Vendor	GEN-2	Approval	Drawing
6007-PLN-AGE-57-61-2002_SH64	Pipe Layout Drawing SF Alpha East	Drawing	2	Vendor	GEN-2	Approval	Drawing
6007-PLN-AGE-57-61-2002_SH65	Pipe Layout Drawing SF Alpha East	Drawing	2	Vendor	GEN-2	Approval	Drawing
6007-PLN-AGE-57-61-2002_SH66	Pipe Layout Drawing SF Alpha East	Drawing	2	Vendor	GEN-2	Approval	Drawing
6007-PLN-AGE-57-61-2002_SH67	Pipe Layout Drawing SF Alpha East	Drawing	2	Vendor	GEN-2	Approval	Drawing
6007-PLN-AGE-57-61-2002_SH68	Pipe Layout Drawing SF Alpha East	Drawing	2	Vendor	GEN-2	Approval	Drawing
6007-PLN-AGE-57-61-2002_SH69	Pipe Layout Drawing SF Alpha East	Drawing	2	Vendor	GEN-2	Approval	Drawing
6007-PLN-AGE-57-61-2002_SH70	Pipe Layout Drawing SF Alpha East	Drawing	2	Vendor	GEN-2	Approval	Drawing
6007_PLN_AGE_57_61_6001_SH01	Pipe Layout Drawing SF Beta North	Drawing	1	Vendor	GEN-2	Approval	Drawing
6007_PLN_AGE_57_61_6001_SH02	Piping Plan North Area Index	Drawing	1	Vendor	GEN-2	Approval	Drawing
6007_PLN_AGE_57_61_6001_SH03	Pipe Layout Drawing SF Beta North	Drawing	1	Vendor	GEN-2	Approval	Drawing
6007_PLN_AGE_57_61_6001_SH04	Pipe Layout Drawing SF Beta North	Drawing	1	Vendor	GEN-2	Approval	Drawing
6007_PLN_AGE_57_61_6001_SH05	Pipe Layout Drawing SF Beta North	Drawing	1	Vendor	GEN-2	Approval	Drawing
6007_PLN_AGE_57_61_6001_SH06	Pipe Layout Drawing SF Beta North	Drawing	1	Vendor	GEN-2	Approval	Drawing
6007_PLN_AGE_57_61_6001_SH07	Pipe Layout Drawing SF Beta North	Drawing	1	Vendor	GEN-2	Approval	Drawing
6007_PLN_AGE_57_61_6001_SH08	Pipe Layout Drawing SF Beta North	Drawing	1	Vendor	GEN-2	Approval	Drawing
6007_PLN_AGE_57_61_6001_SH09	Pipe Layout Drawing SF Beta North	Drawing	1	Vendor	GEN-2	Approval	Drawing
6007_PLN_AGE_57_61_6001_SH10	Pipe Layout Drawing SF Beta North	Drawing	1	Vendor	GEN-2	Approval	Drawing
6007_PLN_AGE_57_61_6001_SH11	Pipe Layout Drawing SF Beta North	Drawing	1	Vendor	GEN-2	Approval	Drawing
6007_PLN_AGE_57_61_6001_SH12	Pipe Layout Drawing SF Beta North	Drawing	1	Vendor	GEN-2	Approval	Drawing
6007_PLN_AGE_57_61_6001_SH13	Pipe Layout Drawing SF Beta North	Drawing	1	Vendor	GEN-2	Approval	Drawing
6007_PLN_AGE_57_61_6001_SH14	Pipe Layout Drawing SF Beta North	Drawing	1	Vendor	GEN-2	Approval	Drawing
6007_PLN_AGE_57_61_6001_SH15	Pipe Layout Drawing SF Beta North	Drawing	1	Vendor	GEN-2	Approval	Drawing
6007_PLN_AGE_57_61_6001_SH16	Pipe Layout Drawing SF Beta North	Drawing	1	Vendor	GEN-2	Approval	Drawing
6007_PLN_AGE_57_61_6001_SH17	Pipe Layout Drawing SF Beta North	Drawing	1	Vendor	GEN-2	Approval	Drawing
6007_PLN_AGE_57_61_6001_SH18 -	Pipe Layout Drawing SF Beta North	Drawing	1	Vendor	GEN-2	Approval	Drawing
6007_PLN_AGE_57_61_6001_SH19	Pipe Layout Drawing SF Beta North	Drawing	1	Vendor	GEN-2	Approval	Drawing
6007_PLN_AGE_57_61_6001_SH20	Pipe Layout Drawing SF Beta North	Drawing	1	Vendor	GEN-2	Approval	Drawing
6007_PLN_AGE_57_61_6001_SH21	Pipe Layout Drawing SF Beta North	Drawing	1	Vendor	GEN-2	Approval	Drawing
6007_PLN_AGE_57_61_6001_SH22	Pipe Layout Drawing SF Beta North	Drawing	1	Vendor	GEN-2	Approval	Drawing
6007_PLN_AGE_57_61_6001_SH23	Pipe Layout Drawing SF Beta North	Drawing	1	Vendor	GEN-2	Approval	Drawing
6007_PLN_AGE_57_61_6001_SH24	Pipe Layout Drawing SF Beta North	Drawing	1	Vendor	GEN-2	Approval	Drawing
6007_PLN_AGE_57_61_6001_SH25	Pipe Layout Drawing SF Beta North	Drawing	1	Vendor	GEN-2	Approval	Drawing
6007_PLN_AGE_57_61_6001_SH26	Pipe Layout Drawing SF Beta North	Drawing	1	Vendor	GEN-2	Approval	Drawing
6007_PLN_AGE_57_61_6001_SH27	Pipe Layout Drawing SF Beta North	Drawing	1	Vendor	GEN-2	Approval	Drawing
6007_PLN_AGE_57_61_6001_SH28	Pipe Layout Drawing SF Beta North	Drawing	1	Vendor	GEN-2	Approval	Drawing
6007_PLN_AGE_57_61_6001_SH29	Pipe Layout Drawing SF Beta North	Drawing	1	Vendor	GEN-2	Approval	Drawing
6007_PLN_AGE_57_61_6001_SH30	Pipe Layout Drawing SF Beta North	Drawing	1	Vendor	GEN-2	Approval	Drawing
6007_PLN_AGE_57_61_6001_SH31	Pipe Layout Drawing SF Beta North	Drawing	1	Vendor	GEN-2	Approval	Drawing
6007_PLN_AGE_57_61_6001_SH32	Pipe Layout Drawing SF Beta North	Drawing	1	Vendor	GEN-2	Approval	Drawing
6007_PLN_AGE_57_61_6001_SH33	Pipe Layout Drawing SF Beta North	Drawing	1	Vendor	GEN-2	Approval	Drawing
6007_PLN_AGE_57_61_6001_SH34	Pipe Layout Drawing SF Beta North	Drawing	1	Vendor	GEN-2	Approval	Drawing
6007_PLN_AGE_57_61_6001_SH35	Pipe Layout Drawing SF Beta North	Drawing	1	Vendor	GEN-2	Approval	Drawing
6007_PLN_AGE_57_61_6001_SH36	Pipe Layout Drawing SF Beta North	Drawing	1	Vendor	GEN-2	Approval	Drawing
6007_PLN_AGE_57_61_6001_SH37	Pipe Layout Drawing SF Beta North	Drawing	1	Vendor	GEN-2	Approval	Drawing
6007_PLN_AGE_57_61_6001_SH38	Pipe Layout Drawing SF Beta North	Drawing	1	Vendor	GEN-2	Approval	Drawing
6007_PLN_AGE_57_61_6001_SH39	Pipe Layout Drawing SF Beta North	Drawing	1	Vendor	GEN-2	Approval	Drawing
6007_PLN_AGE_57_61_6001_SH40	Pipe Layout Drawing SF Beta North	Drawing	1	Vendor	GEN-2	Approval	Drawing
6007_PLN_AGE_57_61_6001_SH41	Pipe Layout Drawing SF Beta North	Drawing	1	Vendor	GEN-2	Approval	Drawing
6007_PLN_AGE_57_61_6001_SH42	Pipe Layout Drawing SF Beta North	Drawing	1	Vendor	GEN-2	Approval	Drawing
6007_PLN_AGE_57_61_6001_SH43	Pipe Layout Drawing SF Beta North	Drawing	1	Vendor	GEN-2	Approval	Drawing
6007_PLN_AGE_57_61_6001_SH44	Pipe Layout Drawing SF Beta North	Drawing	1	Vendor	GEN-2	Approval	Drawing
6007_PLN_AGE_57_61_6001_SH45	Pipe Layout Drawing SF Beta North	Drawing	1	Vendor	GEN-2	Approval	Drawing
6007_PLN_AGE_57_61_6001_SH46	Pipe Layout Drawing SF Beta North	Drawing	1	Vendor	GEN-2	Approval	Drawing
6007_PLN_AGE_57_61_6001_SH47	Pipe Layout Drawing SF Beta North	Drawing	1	Vendor	GEN-2	Approval	Drawing
6007_PLN_AGE_57_61_6001_SH48	Pipe Layout Drawing SF Beta North	Drawing	1	Vendor	GEN-2	Approval	Drawing
6007_PLN_AGE_57_61_6001_SH49	Pipe Layout Drawing SF Beta North	Drawing	1	Vendor	GEN-2	Approval	Drawing
6007_PLN_AGE_57_61_6001_SH50	Pipe Layout Drawing SF Beta North	Drawing	1	Vendor	GEN-2	Approval	Drawing
6007_PLN_AGE_57_61_6001_SH51	Pipe Layout Drawing SF Beta North	Drawing	1	Vendor	GEN-2	Approval	Drawing
6007_PLN_AGE_57_61_6001_SH52	Pipe Layout Drawing SF Beta North	Drawing	1	Vendor	GEN-2	Approval	Drawing
6007_PLN_AGE_57_61_6001_SH53	Pipe Layout Drawing SF Beta North	Drawing	1	Vendor	GEN-2	Approval	Drawing
6007_PLN_AGE_57_61_6001_SH54	Pipe Layout Drawing SF Beta North	Drawing	1	Vendor	GEN-2	Approval	Drawing
6007_PLN_AGE_57_61_6001_SH55	Pipe Layout Drawing SF Beta North	Drawing	1	Vendor	GEN-2	Approval	Drawing
6007_PLN_AGE_57_61_6001_SH56	Pipe Layout Drawing SF Beta North	Drawing	1	Vendor	GEN-2	Approval	Drawing
6007_PLN_AGE_57_61_6001_SH57	Pipe Layout Drawing SF Beta North	Drawing	1	Vendor	GEN-2	Approval	Drawing
6007_PLN_AGE_57_61_6001_SH58	Pipe Layout Drawing SF Beta North	Drawing	1	Vendor	GEN-2	Approval	Drawing
6007_PLN_AGE_57_61_6001_SH59	Pipe Layout Drawing SF Beta North	Drawing	1	Vendor	GEN-2	Approval	Drawing
6007_PLN_AGE_57_61_6001_SH60	Pipe Layout Drawing SF Beta North	Drawing	1	Vendor	GEN-2	Approval	Drawing
6007_PLN_AGE_57_61_6001_SH61	Pipe Layout Drawing SF Beta North	Drawing	1	Vendor	GEN-2	Approval	Drawing
6007_PLN_AGE_57_61_6001_SH62	Pipe Layout Drawing SF Beta North	Drawing	1	Vendor	GEN-2	Approval	Drawing
6007_PLN_AGE_57_61_6001_SH63	Pipe Layout Drawing SF Beta North	Drawing	1	Vendor	GEN-2	Approval	Drawing
6007_PLN_AGE_57_61_6001_SH64	Pipe Layout Drawing SF Beta North	Drawing	1	Vendor	GEN-2	Approval	Drawing
6007_PLN_AGE_57_61_6001_SH65	Pipe Layout Drawing SF Beta North	Drawing	1	Vendor	GEN-2	Approval	Drawing
6007_PLN_AGE_57_61_6001_SH66	Pipe Layout Drawing SF Beta North	Drawing	1	Vendor	GEN-2	Approval	Drawing
6007_PLN_AGE_57_61_6001_SH67	Pipe Layout Drawing SF Beta North	Drawing	1	Vendor	GEN-2	Approval	Drawing
6007-PLN-FWE-21-52-0102	PIPE SUPPORTS DETAILS BASE. PLATES AND ANCHOR RODS	Drawing	3	Vendor	GEN-2	Approval	Drawing
6007-PLN-FWE-21-54-0401	TYPICAL PIPE HANDRAIL, STAIRWAY AND GRATING DETAILS	Drawing	1	Vendor	GEN-2	Approval	Drawing
6007-PLN-FWE-21-54-0402	TYPICAL PIPE HANDRAIL, STAIRWAY AND GRATING DETAILS	Drawing	1	Vendor	GEN-2	Approval	Drawing
6007-PLN-FWE-21-54-0403	TYPICAL DETAILS	Drawing	1	Vendor	GEN-2	Approval	Drawing
6007-PLN-FWE-21-52-0002	Structural Base Loads	Drawing	3	Vendor	GEN-2	Approval	Drawing
6007-PLN-FWE-21-52-0003	Base Loads Table. Main & Auxiliary Platforms	Drawing	2	Vendor	GEN-2	Approval	Drawing
6007-PLN-FWE-21-52-0004	Base Loads Table. Piping Supports	Drawing	2	Vendor	GEN-2	Approval	Drawing

6007-PLN-FWE-21-52-0201	Equipments Base Loads Details	Drawing	4	Vendor	GEN-2	Approval	Drawing
6007-PLN-FWE-21-52-0202	Structural Base Loads Details	Drawing	4	Vendor	GEN-2	Approval	Drawing
6007-PLN-FWE-21-52-0211	Equipment Base Plate Details	Drawing	2	Vendor	GEN-2	Approval	Drawing
6007-PLN-FWE-21-54-0301	Main Structure	Drawing	4	Vendor	GEN-2	Approval	Drawing
6007-PLN-FWE-21-54-0302	Main Structure. Bents 1 to 7	Drawing	2	Vendor	GEN-2	Approval	Drawing
6007-PLN-FWE-21-54-0303	Main Structure. Bents A/M &B/N	Drawing	2	Vendor	GEN-2	Approval	Drawing
6007-PLN-FWE-21-54-0304	Main Structure. Plan View	Drawing	2	Vendor	GEN-2	Approval	Drawing
6007-PLN-FWE-21-54-0305	Auxiliary Structure. Platforms	Drawing	4	Vendor	GEN-2	Approval	Drawing
6007-PLN-FWE-21-54-0306	MAIN STRUCTURE - P. V. - LEVELS +17' 11 3/4" +39' 6 3/4" & +50' 7 3/4"	Drawing	4	Vendor	GEN-2	Approval	Drawing
6007-PLN-FWE-21-54-0307	MAIN STRUCTURE - PLANT VIEW - GRATING LEVELS	Drawing	3	Vendor	GEN-2	Approval	Drawing
6007-PLN-FWE-21-54-0311	Auxiliary Structure. Piping Supports -I-	Drawing	2	Vendor	GEN-2	Approval	Drawing
6007-PLN-FWE-21-54-0312	AUXILIARY STRUCTURE PIPPING SUPPORTS-2-	Drawing	2	Vendor	GEN-2	Approval	Drawing
6007-PLN-FWE-21-54-0321	DRUM SADDLE FOR ERECTION - GENERAL ARRANGEMENT & SECTIONS	Drawing	2	Vendor	GEN-2	Approval	Drawing
6007-PLN-FWE-21-54-0351	MAIN STRUCTURE - DETAILS SERIAL A & B	Drawing	2	Vendor	GEN-2	Approval	Drawing
6007-PLN-FWE-21-54-0352	MAIN STRUCTURE - DETAILS SERIAL C - D & E	Drawing	2	Vendor	GEN-2	Approval	Drawing
6007-CAL-FWE-21-52-0020	Structural Engineering Design Report_13_04_05	Calculation	1	Vendor	GEN-2	Approval	calculation
6007-CAL-FWE-21-61-0005	Feedwater and Steam Piping Stress Analysis Report	Calculation	0	Vendor	GEN-2	Approval	calculation
6007-CAL-FWE-21-61-0006	HTF Oil Pipng Stress Analysis Report	Calculation	0	Vendor	GEN-2	Approval	calculation
6007-PLN-FWE-21-65-6001	PIPING GENERAL ARRANGEMENT AND TERMINAL POINTS	Drawing	0	Vendor	GEN-2	Approval	Drawing
6007_PLN_AGE_57_61_6004	Pipe Layout Drawing SF Beta W	Drawing	1	Vendor	GEN-2	Approval	Drawing
6007_PLN_AGE_57_61_6004_SH2	Pipe Layout Drawing SF Beta W	Drawing	1	Vendor	GEN-2	Approval	Drawing
6007_PLN_AGE_57_61_6004_SH3_	Pipe Layout Drawing SF Beta W	Drawing	1	Vendor	GEN-2	Approval	Drawing
6007_PLN_AGE_57_61_6004_SH4	Pipe Layout Drawing SF Beta W	Drawing	1	Vendor	GEN-2	Approval	Drawing
6007_PLN_AGE_57_61_6004_SH5	Pipe Layout Drawing SF Beta W	Drawing	1	Vendor	GEN-2	Approval	Drawing
6007_PLN_AGE_57_61_6004_SH6	Pipe Layout Drawing SF Beta W	Drawing	1	Vendor	GEN-2	Approval	Drawing
6007_PLN_AGE_57_61_6004_SH7	Pipe Layout Drawing SF Beta W	Drawing	1	Vendor	GEN-2	Approval	Drawing
6007_PLN_AGE_57_61_6004_	Pipe Layout Drawing SF Beta W	Drawing	1	Vendor	GEN-2	Approval	Drawing
6007_PLN_AGE_57_61_6004_SH9	Pipe Layout Drawing SF Beta W	Drawing	1	Vendor	GEN-2	Approval	Drawing
6007_PLN_AGE_57_61_6004_SH11	Pipe Layout Drawing SF Beta W	Drawing	1	Vendor	GEN-2	Approval	Drawing
6007_PLN_AGE_57_61_6004_SH12	Pipe Layout Drawing SF Beta W	Drawing	1	Vendor	GEN-2	Approval	Drawing
6007_PLN_AGE_57_61_6004_SH13	Pipe Layout Drawing SF Beta W	Drawing	1	Vendor	GEN-2	Approval	Drawing
6007_PLN_AGE_57_61_6004_SH14	Pipe Layout Drawing SF Beta W	Drawing	1	Vendor	GEN-2	Approval	Drawing
6007_PLN_AGE_57_61_6004_SH15	Pipe Layout Drawing SF Beta W	Drawing	1	Vendor	GEN-2	Approval	Drawing
6007_PLN_AGE_57_61_6004_SH16	Pipe Layout Drawing SF Beta W	Drawing	1	Vendor	GEN-2	Approval	Drawing
6007_PLN_AGE_57_61_6004_SH17	Pipe Layout Drawing SF Beta W	Drawing	1	Vendor	GEN-2	Approval	Drawing
6007_PLN_AGE_57_61_6004_SH18	Pipe Layout Drawing SF Beta W	Drawing	1	Vendor	GEN-2	Approval	Drawing
6007_PLN_AGE_57_61_6004	Pipe Layout Drawing SF Beta W	Drawing	1	Vendor	GEN-2	Approval	Drawing
6007_PLN_AGE_57_61_6004_SH20	Pipe Layout Drawing SF Beta W	Drawing	1	Vendor	GEN-2	Approval	Drawing
6007_PLN_AGE_57_61_6004_SH21	Pipe Layout Drawing SF Beta W	Drawing	1	Vendor	GEN-2	Approval	Drawing
6007_PLN_AGE_57_61_6004_SH22	Pipe Layout Drawing SF Beta W	Drawing	1	Vendor	GEN-2	Approval	Drawing
6007_PLN_AGE_57_61_6004_SH23	Pipe Layout Drawing SF Beta W	Drawing	1	Vendor	GEN-2	Approval	Drawing
6007_PLN_AGE_57_61_6004_SH24	Pipe Layout Drawing SF Beta W	Drawing	1	Vendor	GEN-2	Approval	Drawing
6007_PLN_AGE_57_61_6004_SH25	Pipe Layout Drawing SF Beta W	Drawing	1	Vendor	GEN-2	Approval	Drawing
6007_PLN_AGE_57_61_6004_SH26	Pipe Layout Drawing SF Beta W	Drawing	1	Vendor	GEN-2	Approval	Drawing
6007_PLN_AGE_57_61_6004_SH27	Pipe Layout Drawing SF Beta W	Drawing	1	Vendor	GEN-2	Approval	Drawing
6007_PLN_AGE_57_61_6004_SH28	Pipe Layout Drawing SF Beta W	Drawing	1	Vendor	GEN-2	Approval	Drawing
6007_PLN_AGE_57_61_6004_SH29	Pipe Layout Drawing SF Beta W	Drawing	1	Vendor	GEN-2	Approval	Drawing
6007_PLN_AGE_57_61_6004_SH30	Pipe Layout Drawing SF Beta W	Drawing	1	Vendor	GEN-2	Approval	Drawing
6007_PLN_AGE_57_61_6004_SH31	Pipe Layout Drawing SF Beta W	Drawing	1	Vendor	GEN-2	Approval	Drawing
6007_PLN_AGE_57_61_6004_SH32	Pipe Layout Drawing SF Beta W	Drawing	1	Vendor	GEN-2	Approval	Drawing
6007_PLN_AGE_57_61_6004_SH33	Pipe Layout Drawing SF Beta W	Drawing	1	Vendor	GEN-2	Approval	Drawing
6007_PLN_AGE_57_61_6004_SH34	Pipe Layout Drawing SF Beta W	Drawing	1	Vendor	GEN-2	Approval	Drawing
6007_PLN_AGE_57_61_6004_SH35	Pipe Layout Drawing SF Beta W	Drawing	1	Vendor	GEN-2	Approval	Drawing
6007_PLN_AGE_57_61_6004_SH36	Pipe Layout Drawing SF Beta W	Drawing	1	Vendor	GEN-2	Approval	Drawing
6007_PLN_AGE_57_61_6004_SH37	Pipe Layout Drawing SF Beta W	Drawing	1	Vendor	GEN-2	Approval	Drawing
6007_PLN_AGE_57_61_6004_SH38	Pipe Layout Drawing SF Beta W	Drawing	1	Vendor	GEN-2	Approval	Drawing
6007_PLN_AGE_57_61_6004_SH39	Pipe Layout Drawing SF Beta W	Drawing	1	Vendor	GEN-2	Approval	Drawing
6007_PLN_AGE_57_61_6004_SH40	Pipe Layout Drawing SF Beta W	Drawing	1	Vendor	GEN-2	Approval	Drawing
6007_PLN_AGE_57_61_6004_SH41	Pipe Layout Drawing SF Beta W	Drawing	1	Vendor	GEN-2	Approval	Drawing
6007_PLN_AGE_57_61_6004_SH42	Pipe Layout Drawing SF Beta W	Drawing	1	Vendor	GEN-2	Approval	Drawing
6007_PLN_AGE_57_61_6004_SH43	Pipe Layout Drawing SF Beta W	Drawing	1	Vendor	GEN-2	Approval	Drawing
6007_PLN_AGE_57_61_6004_SH44	Pipe Layout Drawing SF Beta W	Drawing	1	Vendor	GEN-2	Approval	Drawing
6007_PLN_AGE_57_61_6004_SH45	Pipe Layout Drawing SF Beta W	Drawing	1	Vendor	GEN-2	Approval	Drawing
6007_PLN_AGE_57_61_6004_SH46	Pipe Layout Drawing SF Beta W	Drawing	1	Vendor	GEN-2	Approval	Drawing
6007_PLN_AGE_57_61_6004_SH47	Pipe Layout Drawing SF Beta W	Drawing	1	Vendor	GEN-2	Approval	Drawing
6007_PLN_AGE_57_61_6004_SH48	Pipe Layout Drawing SF Beta W	Drawing	1	Vendor	GEN-2	Approval	Drawing
6007_PLN_AGE_57_61_6004_SH49	Pipe Layout Drawing SF Beta W	Drawing	1	Vendor	GEN-2	Approval	Drawing
6007_PLN_AGE_57_61_6004_SH50	Pipe Layout Drawing SF Beta W	Drawing	1	Vendor	GEN-2	Approval	Drawing
6007_PLN_AGE_57_61_6004_SH51	Pipe Layout Drawing SF Beta W	Drawing	1	Vendor	GEN-2	Approval	Drawing
6007_PLN_AGE_57_61_6004_SH52	Pipe Layout Drawing SF Beta W	Drawing	1	Vendor	GEN-2	Approval	Drawing
6007_PLN_AGE_57_61_6004_SH53	Pipe Layout Drawing SF Beta W	Drawing	1	Vendor	GEN-2	Approval	Drawing
6007_PLN_AGE_57_61_6004_SH54	Pipe Layout Drawing SF Beta W	Drawing	1	Vendor	GEN-2	Approval	Drawing
6007_PLN_AGE_57_61_6004_SH55	Pipe Layout Drawing SF Beta W	Drawing	1	Vendor	GEN-2	Approval	Drawing
6007_PLN_AGE_57_61_6004_SH56	Pipe Layout Drawing SF Beta W	Drawing	1	Vendor	GEN-2	Approval	Drawing
6007_PLN_AGE_57_61_6004_SH57	Pipe Layout Drawing SF Beta W	Drawing	1	Vendor	GEN-2	Approval	Drawing
6007_PLN_AGE_57_61_6004_SH58	Pipe Layout Drawing SF Beta W	Drawing	1	Vendor	GEN-2	Approval	Drawing
6007_PLN_AGE_57_61_6004_SH59	Pipe Layout Drawing SF Beta W	Drawing	1	Vendor	GEN-2	Approval	Drawing
6007_PLN_AGE_57_61_6004_SH60	Pipe Layout Drawing SF Beta W	Drawing	1	Vendor	GEN-2	Approval	Drawing
6007_PLN_AGE_57_61_6004_SH61	Pipe Layout Drawing SF Beta W	Drawing	1	Vendor	GEN-2	Approval	Drawing
6007_PLN_AGE_57_61_6004_SH62	Pipe Layout Drawing SF Beta W	Drawing	1	Vendor	GEN-2	Approval	Drawing
6007_PLN_AGE_57_61_6004_SH63	Pipe Layout Drawing SF Beta W	Drawing	1	Vendor	GEN-2	Approval	Drawing
6007_PLN_AGE_57_61_6004_SH64	Pipe Layout Drawing SF Beta W	Drawing	1	Vendor	GEN-2	Approval	Drawing
6007_PLN_AGE_57_61_6004_SH65	Pipe Layout Drawing SF Beta W	Drawing	1	Vendor	GEN-2	Approval	Drawing
6007_PLN_AGE_57_61_6004_SH66	Pipe Layout Drawing SF Beta W	Drawing	1	Vendor	GEN-2	Approval	Drawing
6007_PLN_AGE_57_61_6004_SH67	Pipe Layout Drawing SF Beta W	Drawing	1	Vendor	GEN-2	Approval	Drawing
6007_PLN_AGE_57_61_6004_SH68	Pipe Layout Drawing SF Beta W	Drawing	1	Vendor	GEN-2	Approval	Drawing
6007_PLN_AGE_57_61_6004_SH69	Pipe Layout Drawing SF Beta W	Drawing	1	Vendor	GEN-2	Approval	Drawing
6007_PLN_AGE_57_61_6004_SH70	Pipe Layout Drawing SF Beta W	Drawing	1	Vendor	GEN-2	Approval	Drawing
6007-inf-AGE-68-60-6003	Stress Analysis Report Header HTF- Beta Plant – W SF Inlet	Analysis	4	Vendor	GEN-2	Approval	Report
6007-inf-AGE-68-60-6004	Stress Analysis Report Header HTF- Beta Plant – W SF Return	Analysis	2	Vendor	GEN-2	Approval	Report
6007_PLN_AGE_57_61_2001_SH1	Pipe layout Drawing SF Alpha NE	Drawing	1	Vendor	GEN-2	Approval	Drawing
6007_PLN_AGE_57_61_2001_SH2	Pipe layout Drawing SF Alpha NE	Drawing	1	Vendor	GEN-2	Approval	Drawing
6007-PLN-AGE-57-61-2001_SH3	Pipe layout Drawing SF Alpha NE	Drawing	1	Vendor	GEN-2	Approval	Drawing
6007-PLN-AGE-57-61-2001_SH4	Pipe layout Drawing SF Alpha NE	Drawing	1	Vendor	GEN-2	Approval	Drawing
6007-PLN-AGE-57-61-2001_SH5	Pipe layout Drawing SF Alpha NE	Drawing	1	Vendor	GEN-2	Approval	Drawing
6007-PLN-AGE-57-61-2001_SH6	Pipe layout Drawing SF Alpha NE	Drawing	1	Vendor	GEN-2	Approval	Drawing
6007-PLN-AGE-57-61-2001_SH7	Pipe layout Drawing SF Alpha NE	Drawing	1	Vendor	GEN-2	Approval	Drawing
6007-PLN-AGE-57-61-2001_SH8	Pipe layout Drawing SF Alpha NE	Drawing	1	Vendor	GEN-2	Approval	Drawing
6007-PLN-AGE-57-61-2001_SH9	Pipe layout Drawing SF Alpha NE	Drawing	1	Vendor	GEN-2	Approval	Drawing
6007-PLN-AGE-57-61-2001_SH10	Pipe layout Drawing SF Alpha NE	Drawing	1	Vendor	GEN-2	Approval	Drawing
6007-PLN-AGE-57-61-2001_SH11	Pipe layout Drawing SF Alpha NE	Drawing	1	Vendor	GEN-2	Approval	Drawing
6007-PLN-AGE-57-61-2001_SH12	Pipe layout Drawing SF Alpha NE	Drawing	1	Vendor	GEN-2	Approval	Drawing
6007-PLN-AGE-57-61-2001-SH13	Pipe layout Drawing SF Alpha NE	Drawing	1	Vendor	GEN-2	Approval	Drawing
6007-PLN-AGE-57-61-2001_SH14	Pipe layout Drawing SF Alpha NE	Drawing	1	Vendor	GEN-2	Approval	Drawing
6007-PLN-AGE-57-61-2001_SH15	Pipe layout Drawing SF Alpha NE	Drawing	1	Vendor	GEN-2	Approval	Drawing
6007-PLN-AGE-57-61-2001_SH16	Pipe layout Drawing SF Alpha NE	Drawing	1	Vendor	GEN-2	Approval	Drawing
6007-PLN-AGE-57-61-2001_SH17	Pipe layout Drawing SF Alpha NE	Drawing	1	Vendor	GEN-2	Approval	Drawing
6007-PLN-AGE-57-61-2001_SH18	Pipe layout Drawing SF Alpha NE	Drawing	1	Vendor	GEN-2	Approval	Drawing
6007-PLN-AGE-57-61-2001_SH19	Pipe layout Drawing SF Alpha NE	Drawing	1	Vendor	GEN-2	Approval	Drawing
6007-PLN-AGE-57-61-2001_SH20	Pipe layout Drawing SF Alpha NE	Drawing	1	Vendor	GEN-2	Approval	Drawing
6007-PLN-AGE-57-61-2001_SH21	Pipe layout Drawing SF Alpha NE	Drawing	1	Vendor	GEN-2	Approval	Drawing
6007-PLN-AGE-57-61-2001_SH22	Pipe layout Drawing SF Alpha NE	Drawing	1	Vendor	GEN-2	Approval	Drawing
6007-PLN-AGE-57-61-2001-Dtl 1 & 2	Pipe layout Drawing SF Alpha NE	Drawing	1	Vendor	GEN-2	Approval	Drawing
6007-PLN-AGE-57-61-2001-Dtl 12	Pipe layout Drawing SF Alpha NE	Drawing	1	Vendor	GEN-2	Approval	Drawing
6007-PLN-AGE-57-61-2001-Dtl 13 & 14-	Pipe layout Drawing SF Alpha NE	Drawing	1	Vendor	GEN-2	Approval	Drawing
6007-PLN-AGE-57-61-2001-Dtl 15 & 16-SHT 30	Pipe layout Drawing SF Alpha NE	Drawing	1	Vendor	GEN-2	Approval	Drawing
6007-PLN-AGE-57-61-2001-Dtl 17-SHT 31	Pipe layout Drawing SF Alpha NE	Drawing	1	Vendor	GEN-2	Approval	Drawing
6007-PLN-AGE-57-61-2001-Dtl 3 & 4 SHT 24	Pipe layout Drawing SF Alpha NE	Drawing	1	Vendor	GEN-2	Approval	Drawing
6007-PLN-AGE-57-61-2001-Dtl 5 & 6-SHT 25	Pipe layout Drawing SF Alpha NE	Drawing	1	Vendor	GEN-2	Approval	Drawing
6007-PLN-AGE-57-61-2001-Dtl 7 & 8 SHT 26	Pipe layout Drawing SF Alpha NE	Drawing	1	Vendor	GEN-2	Approval	Drawing
6007-PLN-AGE-57-61-2001-Dtl 9 & 10-SHT 27	Pipe layout Drawing SF Alpha NE	Drawing	1	Vendor	GEN-2	Approval	Drawing
6007-inf-AGE-68-60-2005	Pipe layout Drawing SF Alpha NE	Analysis	1	Vendor	GEN-2	Approval	Report
6007-inf-AGE-68-60-2006	Pipe layout Drawing SF Alpha NE	Analysis	1	Vendor	GEN-2	Approval	Report
6007_PLN_AGE_57_61_6002_SH1	Pipe Layout Drawing SF Beta East	Drawing	1	Vendor	GEN-2	Approval	Drawing
6007_PLN_AGE_57_61_6002_SH2	Pipe Layout Drawing SF Beta East	Drawing	1	Vendor	GEN-2	Approval	Drawing
6007_PLN_AGE_57_61_6002_SH3	Pipe Layout Drawing SF Beta East	Drawing	1	Vendor	GEN-2	Approval	Drawing
6007_PLN_AGE_57_61_6002_SH4	Pipe Layout Drawing SF Beta East	Drawing	1	Vendor	GEN-2	Approval	Drawing
6007_PLN_AGE_57_61_6002_SH5	Pipe Layout Drawing SF Beta East	Drawing	1	Vendor	GEN-2	Approval	Drawing
6007_PLN_AGE_57_61_6002_SH6	Pipe Layout Drawing SF Beta East	Drawing	1	Vendor	GEN-2	Approval	Drawing
6007_PLN_AGE_57_61_6002_SH7	Pipe Layout Drawing SF Beta East	Drawing	1	Vendor	GEN-2	Approval	Drawing
6007_PLN_AGE_57_61_6002_SH8	Pipe Layout Drawing SF Beta East	Drawing	1	Vendor	GEN-2	Approval	Drawing
6007_PLN_AGE_57_61_6002_SH9	Pipe Layout Drawing SF Beta East	Drawing	1	Vendor	GEN-2	Approval	Drawing

6007_PLN_AGE_57_61_6002_SH10	Pipe Layout Drawing SF Beta East	Drawing	1	Vendor	GEN-2	Approval	Drawing
6007_PLN_AGE_57_61_6002_SH11	Pipe Layout Drawing SF Beta East	Drawing	1	Vendor	GEN-2	Approval	Drawing
6007_PLN_AGE_57_61_6002_SH12	Pipe Layout Drawing SF Beta East	Drawing	1	Vendor	GEN-2	Approval	Drawing
6007_PLN_AGE_57_61_6002_SH13	Pipe Layout Drawing SF Beta East	Drawing	1	Vendor	GEN-2	Approval	Drawing
6007_PLN_AGE_57_61_6002_SH14	Pipe Layout Drawing SF Beta East	Drawing	1	Vendor	GEN-2	Approval	Drawing
6007_PLN_AGE_57_61_6002_SH15	Pipe Layout Drawing SF Beta East	Drawing	1	Vendor	GEN-2	Approval	Drawing
6007_PLN_AGE_57_61_6002_SH16	Pipe Layout Drawing SF Beta East	Drawing	1	Vendor	GEN-2	Approval	Drawing
6007_PLN_AGE_57_61_6002_SH17	Pipe Layout Drawing SF Beta East	Drawing	1	Vendor	GEN-2	Approval	Drawing
6007_PLN_AGE_57_61_6002_SH18	Pipe Layout Drawing SF Beta East	Drawing	1	Vendor	GEN-2	Approval	Drawing
6007_PLN_AGE_57_61_6002_SH19	Pipe Layout Drawing SF Beta East	Drawing	1	Vendor	GEN-2	Approval	Drawing
6007_PLN_AGE_57_61_6002_SH20	Pipe Layout Drawing SF Beta East	Drawing	1	Vendor	GEN-2	Approval	Drawing
6007_PLN_AGE_57_61_6002_SH21	Pipe Layout Drawing SF Beta East	Drawing	1	Vendor	GEN-2	Approval	Drawing
6007_PLN_AGE_57_61_6002_SH22	Pipe Layout Drawing SF Beta East	Drawing	1	Vendor	GEN-2	Approval	Drawing
6007_PLN_AGE_57_61_6002_SH23	Pipe Layout Drawing SF Beta East	Drawing	1	Vendor	GEN-2	Approval	Drawing
6007_PLN_AGE_57_61_6002_SH24	Pipe Layout Drawing SF Beta East	Drawing	1	Vendor	GEN-2	Approval	Drawing
6007_PLN_AGE_57_61_6002_SH25	Pipe Layout Drawing SF Beta East	Drawing	1	Vendor	GEN-2	Approval	Drawing
6007_PLN_AGE_57_61_6002_SH26	Pipe Layout Drawing SF Beta East	Drawing	1	Vendor	GEN-2	Approval	Drawing
6007_PLN_AGE_57_61_6002_SH27	Pipe Layout Drawing SF Beta East	Drawing	1	Vendor	GEN-2	Approval	Drawing
6007_PLN_AGE_57_61_6002_SH28	Pipe Layout Drawing SF Beta East	Drawing	1	Vendor	GEN-2	Approval	Drawing
6007_PLN_AGE_57_61_6002_SH29	Pipe Layout Drawing SF Beta East	Drawing	1	Vendor	GEN-2	Approval	Drawing
6007_PLN_AGE_57_61_6002_SH30	Pipe Layout Drawing SF Beta East	Drawing	1	Vendor	GEN-2	Approval	Drawing
6007_PLN_AGE_57_61_6002_SH31	Pipe Layout Drawing SF Beta East	Drawing	1	Vendor	GEN-2	Approval	Drawing
6007_PLN_AGE_57_61_6002_SH32	Pipe Layout Drawing SF Beta East	Drawing	1	Vendor	GEN-2	Approval	Drawing
6007_PLN_AGE_57_61_6002_SH33	Pipe Layout Drawing SF Beta East	Drawing	1	Vendor	GEN-2	Approval	Drawing
6007_PLN_AGE_57_61_6002_SH34	Pipe Layout Drawing SF Beta East	Drawing	1	Vendor	GEN-2	Approval	Drawing
6007-inf-AGE-68-60-6001	Stress Analysis Report Header HTF- Beta Plant – East SF Inlet	Analysis	1	Vendor	GEN-2	Approval	Report
6007-inf-AGE-68-60-6002	Stress Analysis Report Header HTF- Beta Plant – East SF Return	Analysis	1	Vendor	GEN-2	Approval	Report
LP 1.0	Lightning Protection System (Roof Plan and Installation Details)	Drawing	1	Vendor	GEN-2	Approval	
6007-PLN-AGE-57-61-2004_SH1	Pipe Layout Drawing Alpha NW	Drawing	1	Vendor	GEN-2	Approval	Drawing
6007-PLN-AGE-57-61-2004_SH2	Pipe Layout Drawing Alpha NW	Drawing	1	Vendor	GEN-2	Approval	Drawing
6007-PLN-AGE-57-61-2004_SH3	Pipe Layout Drawing Alpha NW	Drawing	1	Vendor	GEN-2	Approval	Drawing
6007-PLN-AGE-57-61-2004_SH4	Pipe Layout Drawing Alpha NW	Drawing	1	Vendor	GEN-2	Approval	Drawing
6007-PLN-AGE-57-61-2004_SH5	Pipe Layout Drawing Alpha NW	Drawing	1	Vendor	GEN-2	Approval	Drawing
6007-PLN-AGE-57-61-2004_SH6	Pipe Layout Drawing Alpha NW	Drawing	1	Vendor	GEN-2	Approval	Drawing
6007-PLN-AGE-57-61-2004_SH7	Pipe Layout Drawing Alpha NW	Drawing	1	Vendor	GEN-2	Approval	Drawing
6007-PLN-AGE-57-61-2004_SH8	Pipe Layout Drawing Alpha NW	Drawing	1	Vendor	GEN-2	Approval	Drawing
6007-PLN-AGE-57-61-2004_SH9	Pipe Layout Drawing Alpha NW	Drawing	1	Vendor	GEN-2	Approval	Drawing
6007-PLN-AGE-57-61-2004_SH10	Pipe Layout Drawing Alpha NW	Drawing	1	Vendor	GEN-2	Approval	Drawing
6007-PLN-AGE-57-61-2004_SH11	Pipe Layout Drawing Alpha NW	Drawing	1	Vendor	GEN-2	Approval	Drawing
6007-PLN-AGE-57-61-2004_SH12	Pipe Layout Drawing Alpha NW	Drawing	1	Vendor	GEN-2	Approval	Drawing
6007-PLN-AGE-57-61-2004_SH13	Pipe Layout Drawing Alpha NW	Drawing	1	Vendor	GEN-2	Approval	Drawing
6007-PLN-AGE-57-61-2004_SH14	Pipe Layout Drawing Alpha NW	Drawing	1	Vendor	GEN-2	Approval	Drawing
6007-PLN-AGE-57-61-2004_SH15	Pipe Layout Drawing Alpha NW	Drawing	1	Vendor	GEN-2	Approval	Drawing
6007-PLN-AGE-57-61-2004_SH16	Pipe Layout Drawing Alpha NW	Drawing	1	Vendor	GEN-2	Approval	Drawing
6007-PLN-AGE-57-61-2004_SH17	Pipe Layout Drawing Alpha NW	Drawing	1	Vendor	GEN-2	Approval	Drawing
6007-PLN-AGE-57-61-2004_SH18	Pipe Layout Drawing Alpha NW	Drawing	1	Vendor	GEN-2	Approval	Drawing
6007-PLN-AGE-57-61-2004_SH19	Pipe Layout Drawing Alpha NW	Drawing	1	Vendor	GEN-2	Approval	Drawing
6007-PLN-AGE-57-61-2004_SH20	Pipe Layout Drawing Alpha NW	Drawing	1	Vendor	GEN-2	Approval	Drawing
6007-PLN-AGE-57-61-2004_SH21	Pipe Layout Drawing Alpha NW	Drawing	1	Vendor	GEN-2	Approval	Drawing
6007-PLN-AGE-57-61-2004_SH22	Pipe Layout Drawing Alpha NW	Drawing	1	Vendor	GEN-2	Approval	Drawing
6007-PLN-AGE-57-61-2004_SH23	Pipe Layout Drawing Alpha NW	Drawing	1	Vendor	GEN-2	Approval	Drawing
6007-PLN-AGE-57-61-2004_SH24	Pipe Layout Drawing Alpha NW	Drawing	1	Vendor	GEN-2	Approval	Drawing
6007-PLN-AGE-57-61-2004_SH25	Pipe Layout Drawing Alpha NW	Drawing	1	Vendor	GEN-2	Approval	Drawing
6007-PLN-AGE-57-61-2004_SH26	Pipe Layout Drawing Alpha NW	Drawing	1	Vendor	GEN-2	Approval	Drawing
6007-PLN-AGE-57-61-2004_SH27	Pipe Layout Drawing Alpha NW	Drawing	1	Vendor	GEN-2	Approval	Drawing
6007-PLN-AGE-57-61-2004_SH28	Pipe Layout Drawing Alpha NW	Drawing	1	Vendor	GEN-2	Approval	Drawing
6007-PLN-AGE-57-61-2004_SH29	Pipe Layout Drawing Alpha NW	Drawing	1	Vendor	GEN-2	Approval	Drawing
6007-PLN-AGE-57-61-2004_SH30	Pipe Layout Drawing Alpha NW	Drawing	1	Vendor	GEN-2	Approval	Drawing
6007-PLN-AGE-57-61-2004_SH31	Pipe Layout Drawing Alpha NW	Drawing	1	Vendor	GEN-2	Approval	Drawing
6007-PLN-AGE-57-61-2004_SH32	Pipe Layout Drawing Alpha NW	Drawing	1	Vendor	GEN-2	Approval	Drawing
6007-PLN-AGE-57-61-2004_SH33	Pipe Layout Drawing Alpha NW	Drawing	1	Vendor	GEN-2	Approval	Drawing
6007-PLN-AGE-57-61-2004_SH34	Pipe Layout Drawing Alpha NW	Drawing	1	Vendor	GEN-2	Approval	Drawing
6007-PLN-AGE-57-61-2004_SH35	Pipe Layout Drawing Alpha NW	Drawing	1	Vendor	GEN-2	Approval	Drawing
6007-PLN-AGE-57-61-2004_SH36	Pipe Layout Drawing Alpha NW	Drawing	1	Vendor	GEN-2	Approval	Drawing
6007-PLN-AGE-57-61-2004_SH37	Pipe Layout Drawing Alpha NW	Drawing	1	Vendor	GEN-2	Approval	Drawing
6007-PLN-AGE-57-61-2004_SH38	Pipe Layout Drawing Alpha NW	Drawing	1	Vendor	GEN-2	Approval	Drawing
6007-PLN-AGE-57-61-2004_SH39	Pipe Layout Drawing Alpha NW	Drawing	1	Vendor	GEN-2	Approval	Drawing
6007-PLN-AGE-57-61-2004_SH40	Pipe Layout Drawing Alpha NW	Drawing	1	Vendor	GEN-2	Approval	Drawing
6007-PLN-AGE-57-61-2004_SH41	Pipe Layout Drawing Alpha NW	Drawing	1	Vendor	GEN-2	Approval	Drawing
6007-PLN-AGE-57-61-2004_SH42	Pipe Layout Drawing Alpha NW	Drawing	1	Vendor	GEN-2	Approval	Drawing
6007-PLN-AGE-57-61-2004_SH43	Pipe Layout Drawing Alpha NW	Drawing	1	Vendor	GEN-2	Approval	Drawing
6007-PLN-AGE-57-61-2004_SH44	Pipe Layout Drawing Alpha NW	Drawing	1	Vendor	GEN-2	Approval	Drawing
6007-PLN-AGE-57-61-2004_SH45	Pipe Layout Drawing Alpha NW	Drawing	1	Vendor	GEN-2	Approval	Drawing
6007-PLN-AGE-57-61-2004_SH46	Pipe Layout Drawing Alpha NW	Drawing	1	Vendor	GEN-2	Approval	Drawing
6007-PLN-AGE-57-61-2004_SH47	Pipe Layout Drawing Alpha NW	Drawing	1	Vendor	GEN-2	Approval	Drawing
6007-PLN-AGE-57-61-2004_SH48	Pipe Layout Drawing Alpha NW	Drawing	1	Vendor	GEN-2	Approval	Drawing
6007-inf-AGE-68-60-2007	Stress Analysis Report-Solar Field-North West Inlet Alpha	Analysis	4	Vendor	GEN-2	Approval	Report
6007-inf-AGE-68-60-2008	Stress Analysis Report-Solar Field-North West return Alpha	Analysis	3	Vendor	GEN-2	Approval	Report
6007-PLN-AGE-57-61-2003-SH1	Pipe Layout Drawing Alpha West	Drawing	3	Vendor	GEN-2	Approval	Drawing
6007-PLN-AGE-57-61-2003-SH2	Pipe Layout Drawing Alpha West	Drawing	3	Vendor	GEN-2	Approval	Drawing
6007-PLN-AGE-57-61-2003-SH3	Pipe Layout Drawing Alpha West	Drawing	3	Vendor	GEN-2	Approval	Drawing
6007-PLN-AGE-57-61-2003-SH4	Pipe Layout Drawing Alpha West	Drawing	3	Vendor	GEN-2	Approval	Drawing
6007-PLN-AGE-57-61-2003-SH5	Pipe Layout Drawing Alpha West	Drawing	3	Vendor	GEN-2	Approval	Drawing
6007-PLN-AGE-57-61-2003-SH6	Pipe Layout Drawing Alpha West	Drawing	3	Vendor	GEN-2	Approval	Drawing
6007-PLN-AGE-57-61-2003-SH7	Pipe Layout Drawing Alpha West	Drawing	3	Vendor	GEN-2	Approval	Drawing
6007-PLN-AGE-57-61-2003-SH8	Pipe Layout Drawing Alpha West	Drawing	3	Vendor	GEN-2	Approval	Drawing
6007-PLN-AGE-57-61-2003-SH9	Pipe Layout Drawing Alpha West	Drawing	3	Vendor	GEN-2	Approval	Drawing
6007-PLN-AGE-57-61-2003-SH10	Pipe Layout Drawing Alpha West	Drawing	3	Vendor	GEN-2	Approval	Drawing
6007-PLN-AGE-57-61-2003-SH11	Pipe Layout Drawing Alpha West	Drawing	3	Vendor	GEN-2	Approval	Drawing
6007-PLN-AGE-57-61-2003-SH12	Pipe Layout Drawing Alpha West	Drawing	3	Vendor	GEN-2	Approval	Drawing
6007-PLN-AGE-57-61-2003-SH13	Pipe Layout Drawing Alpha West	Drawing	3	Vendor	GEN-2	Approval	Drawing
6007-PLN-AGE-57-61-2003-SH14	Pipe Layout Drawing Alpha West	Drawing	3	Vendor	GEN-2	Approval	Drawing
6007-PLN-AGE-57-61-2003-SH15	Pipe Layout Drawing Alpha West	Drawing	3	Vendor	GEN-2	Approval	Drawing
6007-PLN-AGE-57-61-2003-SH16	Pipe Layout Drawing Alpha West	Drawing	3	Vendor	GEN-2	Approval	Drawing
6007-PLN-AGE-57-61-2003-SH17	Pipe Layout Drawing Alpha West	Drawing	3	Vendor	GEN-2	Approval	Drawing
6007-PLN-AGE-57-61-2003-SH18	Pipe Layout Drawing Alpha West	Drawing	3	Vendor	GEN-2	Approval	Drawing
6007-PLN-AGE-57-61-2003-SH19	Pipe Layout Drawing Alpha West	Drawing	3	Vendor	GEN-2	Approval	Drawing
6007-PLN-AGE-57-61-2003-SH20	Pipe Layout Drawing Alpha West	Drawing	3	Vendor	GEN-2	Approval	Drawing
6007-PLN-AGE-57-61-2003-SH21	Pipe Layout Drawing Alpha West	Drawing	3	Vendor	GEN-2	Approval	Drawing
6007-PLN-AGE-57-61-2003-SH22	Pipe Layout Drawing Alpha West	Drawing	3	Vendor	GEN-2	Approval	Drawing
6007-PLN-AGE-57-61-2003-SH23	Pipe Layout Drawing Alpha West	Drawing	3	Vendor	GEN-2	Approval	Drawing
6007-PLN-AGE-57-61-2003-SH24	Pipe Layout Drawing Alpha West	Drawing	3	Vendor	GEN-2	Approval	Drawing
6007-PLN-AGE-57-61-2003-SH25	Pipe Layout Drawing Alpha West	Drawing	3	Vendor	GEN-2	Approval	Drawing
6007-PLN-AGE-57-61-2003-SH26	Pipe Layout Drawing Alpha West	Drawing	3	Vendor	GEN-2	Approval	Drawing
6007-PLN-AGE-57-61-2003-SH27	Pipe Layout Drawing Alpha West	Drawing	3	Vendor	GEN-2	Approval	Drawing
6007-PLN-AGE-57-61-2003-SH28	Pipe Layout Drawing Alpha West	Drawing	3	Vendor	GEN-2	Approval	Drawing
6007-PLN-AGE-57-61-2003-SH29	Pipe Layout Drawing Alpha West	Drawing	3	Vendor	GEN-2	Approval	Drawing
6007-PLN-AGE-57-61-2003-SH30	Pipe Layout Drawing Alpha West	Drawing	3	Vendor	GEN-2	Approval	Drawing
6007-PLN-AGE-57-61-2003-SH31	Pipe Layout Drawing Alpha West	Drawing	3	Vendor	GEN-2	Approval	Drawing
6007-PLN-AGE-57-61-2003-SH32	Pipe Layout Drawing Alpha West	Drawing	3	Vendor	GEN-2	Approval	Drawing
6007-PLN-AGE-57-61-2003-SH33	Pipe Layout Drawing Alpha West	Drawing	3	Vendor	GEN-2	Approval	Drawing
6007-PLN-AGE-57-61-2003-SH34	Pipe Layout Drawing Alpha West	Drawing	3	Vendor	GEN-2	Approval	Drawing
6007-PLN-AGE-57-61-2003-SH35	Pipe Layout Drawing Alpha West	Drawing	3	Vendor	GEN-2	Approval	Drawing
6007-PLN-AGE-57-61-2003-SH36	Pipe Layout Drawing Alpha West	Drawing	3	Vendor	GEN-2	Approval	Drawing
6007-PLN-AGE-57-61-2003-SH37	Pipe Layout Drawing Alpha West	Drawing	3	Vendor	GEN-2	Approval	Drawing
6007-PLN-AGE-57-61-2003-SH38	Pipe Layout Drawing Alpha West	Drawing	3	Vendor	GEN-2	Approval	Drawing
6007-PLN-AGE-57-61-2003-SH39	Pipe Layout Drawing Alpha West	Drawing	3	Vendor	GEN-2	Approval	Drawing
6007-PLN-AGE-57-61-2003-SH40	Pipe Layout Drawing Alpha West	Drawing	3	Vendor	GEN-2	Approval	Drawing
6007-PLN-AGE-57-61-2003-SH41	Pipe Layout Drawing Alpha West	Drawing	3	Vendor	GEN-2	Approval	Drawing
6007-PLN-AGE-57-61-2003-SH42	Pipe Layout Drawing Alpha West	Drawing	3	Vendor	GEN-2	Approval	Drawing
6007-PLN-AGE-57-61-2003-SH43	Pipe Layout Drawing Alpha West	Drawing	3	Vendor	GEN-2	Approval	Drawing
6007-PLN-AGE-57-61-2003-SH44	Pipe Layout Drawing Alpha West	Drawing	3	Vendor	GEN-2	Approval	Drawing
6007-PLN-AGE-57-61-2003-SH45	Pipe Layout Drawing Alpha West	Drawing	3	Vendor	GEN-2	Approval	Drawing
6007-PLN-AGE-57-61-2003-SH46	Pipe Layout Drawing Alpha West	Drawing	3	Vendor	GEN-2	Approval	Drawing
6007-PLN-AGE-57-61-2003-SH47	Pipe Layout Drawing Alpha West	Drawing	3	Vendor	GEN-2	Approval	Drawing
6007-PLN-AGE-57-61-2003-SH48	Pipe Layout Drawing Alpha West	Drawing	3	Vendor	GEN-2	Approval	Drawing
6007-PLN-AGE-57-61-2003-SH49	Pipe Layout Drawing Alpha West	Drawing	3	Vendor	GEN-2	Approval	Drawing
6007-PLN-AGE-57-61-2003-SH50	Pipe Layout Drawing Alpha West	Drawing	3	Vendor	GEN-2	Approval	Drawing
6007-PLN-AGE-57-61-2003-SH51	Pipe Layout Drawing Alpha West	Drawing	3	Vendor	GEN-2	Approval	Drawing
6007-PLN-AGE-57-61-2003-SH52	Pipe Layout Drawing Alpha West	Drawing	3	Vendor	GEN-2	Approval	Drawing
6007-PLN-AGE-57-61-2003-SH53	Pipe Layout Drawing Alpha West	Drawing	3	Vendor	GEN-2	Approval	Drawing
6007-PLN-AGE-57-61-2003-SH54	Pipe Layout Drawing Alpha West	Drawing	3	Vendor	GEN-2	Approval	Drawing

6007-PLN-AGE-57-61-2003-SH55	Pipe Layout Drawing Alpha West	Drawing	3	Vendor	GEN-2	Approval	Drawing
6007-PLN-AGE-57-61-2003-SH56	Pipe Layout Drawing Alpha West	Drawing	3	Vendor	GEN-2	Approval	Drawing
6007-PLN-AGE-57-61-2003-SH57	Pipe Layout Drawing Alpha West	Drawing	3	Vendor	GEN-2	Approval	Drawing
6007-PLN-AGE-57-61-2003-SH58	Pipe Layout Drawing Alpha West	Drawing	3	Vendor	GEN-2	Approval	Drawing
6007-PLN-AGE-57-61-2003-SH59	Pipe Layout Drawing Alpha West	Drawing	3	Vendor	GEN-2	Approval	Drawing
6007-PLN-AGE-57-61-2003-SH60	Pipe Layout Drawing Alpha West	Drawing	3	Vendor	GEN-2	Approval	Drawing
6007-PLN-AGE-57-61-2003-SH61	Pipe Layout Drawing Alpha West	Drawing	3	Vendor	GEN-2	Approval	Drawing
6007-PLN-AGE-57-61-2003-SH62	Pipe Layout Drawing Alpha West	Drawing	3	Vendor	GEN-2	Approval	Drawing
6007-PLN-AGE-57-61-2003-SH63	Pipe Layout Drawing Alpha West	Drawing	3	Vendor	GEN-2	Approval	Drawing
6007-inf-AGE-68-60-2003	Stress Analysis Report-Solar Field-West Inlet Alpha	Analysis	2	Vendor	GEN-2	Approval	Report
6007-inf-AGE-68-60-2004	Stress Analysis Report-Solar Field-West return Alpha	Analysis	2	Vendor	GEN-2	Approval	Report
6007-PLN-SCT-14-62-0002	Lightning Protection System (Roof Plan and Installation Details)	Drawing	1	Vendor	GEN-2	Approval	Drawing
6007-PLN-PRI-39-52-4101	A-MT-451 Foundation Cover Sheet	Drawing	3	Vendor	GEN-2	Approval	Drawing
6007-PLN-PRI-39-52-4106	A-MT-451 Anchor Chair Detail	Drawing	3	Vendor	GEN-2	Approval	Drawing
6007-PLN-PRI-39-52-4201	B-MT-451 Foundation Cover Sheet	Drawing	3	Vendor	GEN-2	Approval	Drawing
6007-PLN-PRI-39-52-4206	B-MT-451 Anchor Chair Detail	Drawing	3	Vendor	GEN-2	Approval	Drawing
MT-451 Foundation Drawing Change Memo	MT-451 Foundation Drawing Change Memo	Drawing	0	Vendor	GEN-2	Approval	
6007-PLN-LEF-12-54-0021	Geometric definition of RAC plant detail drawings	Drawing	5	Vendor	GEN-2	Approval	Drawing
6007-PLN-LEF-12-54-0022	Geometric definition of RAC plant detail drawings	Drawing	3	Vendor	GEN-2	Approval	Drawing
6007-PLN-LEF-12-54-0031	Geometric definition of RAC elevations	Drawing	5	Vendor	GEN-2	Approval	Drawing
6007-PLN-LEF-12-54-0032	Geometric definition of RAC elevations	Drawing	5	Vendor	GEN-2	Approval	Drawing
6007-PLN-LEF-12-54-0033	Geometric definition of RAC elevations	Drawing	5	Vendor	GEN-2	Approval	Drawing
6007-PLN-LEF-12-54-0034	Geometric definition of RAC elevations	Drawing	5	Vendor	GEN-2	Approval	Drawing
6007-PLN-LEF-12-54-0035	Geometric definition of RAC elevations	Drawing	5	Vendor	GEN-2	Approval	Drawing
6007-PLN-LEF-12-54-0036	Geometric definition of RAC elevations	Drawing	3	Vendor	GEN-2	Approval	Drawing
6007-PLN-LEF-12-54-0037	Geometric definition of RAC elevations	Drawing	3	Vendor	GEN-2	Approval	Drawing
6007-PLN-LEF-12-54-0038	Geometric definition of RAC elevations	Drawing	3	Vendor	GEN-2	Approval	Drawing
6007-PLN-LEF-12-54-0039	Geometric definition of RAC elevations	Drawing	4	Vendor	GEN-2	Approval	Drawing
6007-PLN-LEF-12-54-0041	Geometric definition of RAC sections	Drawing	6	Vendor	GEN-2	Approval	Drawing
6007-PLN-LEF-12-54-0042	Geometric definition of RAC sections	Drawing	6	Vendor	GEN-2	Approval	Drawing
6007-PLN-LEF-12-54-0043	Geometric definition of RAC sections	Drawing	4	Vendor	GEN-2	Approval	Drawing
6007-PLN-LEF-12-54-0051	Geometric definition of RAC details of construction	Drawing	4	Vendor	GEN-2	Approval	Drawing
6007-PLN-LEF-12-54-0052	Geometric definition of RAC details of construction	Drawing	3	Vendor	GEN-2	Approval	Drawing
6007-PLN-LEF-12-54-0053	Geometric definition of RAC details of construction	Drawing	1	Vendor	GEN-2	Approval	Drawing
6007-PLN-AGE-25-52-4161	Foundation Details	Drawing	7	Vendor	GEN-2	Approval	Drawing
6007-PLN-AGE-25-52-4163	Anchor Bolt Details	Drawing	4	Vendor	GEN-2	Approval	Drawing
6007-PLN-AGE-25-52-8160	Foundation Details	Drawing	5	Vendor	GEN-2	Approval	Drawing
6007-PLN-AGE-25-52-8161	Foundation Details	Drawing	7	Vendor	GEN-2	Approval	Drawing
6007-PLN-AGE-25-52-8163	Anchor Bolt Details	Drawing	4	Vendor	GEN-2	Approval	Drawing
6007-PLN-AGE-57-61-6003-SH1	Pipe Layout Drawing Beta South	Drawing	2	Vendor	GEN-2	Approval	Drawing
6007-PLN-AGE-57-61-6003-SH2	Pipe Layout Drawing Beta South	Drawing	2	Vendor	GEN-2	Approval	Drawing
6007-PLN-AGE-57-61-6003-SH3	Pipe Layout Drawing Beta South	Drawing	2	Vendor	GEN-2	Approval	Drawing
6007-PLN-AGE-57-61-6003-SH4	Pipe Layout Drawing Beta South	Drawing	2	Vendor	GEN-2	Approval	Drawing
6007-PLN-AGE-57-61-6003-SH5	Pipe Layout Drawing Beta South	Drawing	2	Vendor	GEN-2	Approval	Drawing
6007-PLN-AGE-57-61-6003-SH6	Pipe Layout Drawing Beta South	Drawing	2	Vendor	GEN-2	Approval	Drawing
6007-PLN-AGE-57-61-6003-SH7	Pipe Layout Drawing Beta South	Drawing	2	Vendor	GEN-2	Approval	Drawing
6007-PLN-AGE-57-61-6003-SH8	Pipe Layout Drawing Beta South	Drawing	2	Vendor	GEN-2	Approval	Drawing
6007-PLN-AGE-57-61-6003-SH9	Pipe Layout Drawing Beta South	Drawing	2	Vendor	GEN-2	Approval	Drawing
6007-PLN-AGE-57-61-6003-SH10	Pipe Layout Drawing Beta South	Drawing	2	Vendor	GEN-2	Approval	Drawing
6007-PLN-AGE-57-61-6003-SH11	Pipe Layout Drawing Beta South	Drawing	2	Vendor	GEN-2	Approval	Drawing
6007-PLN-AGE-57-61-6003-SH12	Pipe Layout Drawing Beta South	Drawing	2	Vendor	GEN-2	Approval	Drawing
6007-PLN-AGE-57-61-6003-SH13	Pipe Layout Drawing Beta South	Drawing	2	Vendor	GEN-2	Approval	Drawing
6007-PLN-AGE-57-61-6003-SH14	Pipe Layout Drawing Beta South	Drawing	2	Vendor	GEN-2	Approval	Drawing
6007-PLN-AGE-57-61-6003-SH15	Pipe Layout Drawing Beta South	Drawing	2	Vendor	GEN-2	Approval	Drawing
6007-PLN-AGE-57-61-6003-SH16	Pipe Layout Drawing Beta South	Drawing	2	Vendor	GEN-2	Approval	Drawing
6007-PLN-AGE-57-61-6003-SH17	Pipe Layout Drawing Beta South	Drawing	2	Vendor	GEN-2	Approval	Drawing
6007-PLN-AGE-57-61-6003-SH18	Pipe Layout Drawing Beta South	Drawing	2	Vendor	GEN-2	Approval	Drawing
6007-PLN-AGE-57-61-6003-SH19	Pipe Layout Drawing Beta South	Drawing	2	Vendor	GEN-2	Approval	Drawing
6007-PLN-AGE-57-61-6003-SH20	Pipe Layout Drawing Beta South	Drawing	2	Vendor	GEN-2	Approval	Drawing
6007-PLN-AGE-57-61-6003-SH21	Pipe Layout Drawing Beta South	Drawing	2	Vendor	GEN-2	Approval	Drawing
6007-PLN-AGE-57-61-6003-SH22	Pipe Layout Drawing Beta South	Drawing	2	Vendor	GEN-2	Approval	Drawing
6007-PLN-AGE-57-61-6003-SH23	Pipe Layout Drawing Beta South	Drawing	2	Vendor	GEN-2	Approval	Drawing
6007-PLN-AGE-57-61-6003-SH24	Pipe Layout Drawing Beta South	Drawing	2	Vendor	GEN-2	Approval	Drawing
6007-PLN-AGE-57-61-6003-SH25	Pipe Layout Drawing Beta South	Drawing	2	Vendor	GEN-2	Approval	Drawing
6007-PLN-AGE-57-61-6003-SH26	Pipe Layout Drawing Beta South	Drawing	2	Vendor	GEN-2	Approval	Drawing
6007-PLN-AGE-57-61-6003-SH27	Pipe Layout Drawing Beta South	Drawing	2	Vendor	GEN-2	Approval	Drawing
6007-PLN-AGE-57-61-6003-SH28	Pipe Layout Drawing Beta South	Drawing	2	Vendor	GEN-2	Approval	Drawing
6007-PLN-AGE-57-61-6003-SH29	Pipe Layout Drawing Beta South	Drawing	2	Vendor	GEN-2	Approval	Drawing
6007-PLN-AGE-57-61-6003-SH30	Pipe Layout Drawing Beta South	Drawing	2	Vendor	GEN-2	Approval	Drawing
6007-PLN-AGE-57-61-6003-SH31	Pipe Layout Drawing Beta South	Drawing	2	Vendor	GEN-2	Approval	Drawing
6007-PLN-AGE-57-61-6003-SH32	Pipe Layout Drawing Beta South	Drawing	2	Vendor	GEN-2	Approval	Drawing
6007-PLN-AGE-57-61-6003-SH33	Pipe Layout Drawing Beta South	Drawing	2	Vendor	GEN-2	Approval	Drawing
6007-PLN-AGE-57-61-6003-SH34	Pipe Layout Drawing Beta South	Drawing	2	Vendor	GEN-2	Approval	Drawing
6007-PLN-AGE-57-61-6003-SH35	Pipe Layout Drawing Beta South	Drawing	2	Vendor	GEN-2	Approval	Drawing
6007-PLN-AGE-57-61-6003-SH36	Pipe Layout Drawing Beta South	Drawing	2	Vendor	GEN-2	Approval	Drawing
6007-PLN-AGE-57-61-6003-SH37	Pipe Layout Drawing Beta South	Drawing	2	Vendor	GEN-2	Approval	Drawing
6007-PLN-AGE-57-61-6003-SH38	Pipe Layout Drawing Beta South	Drawing	2	Vendor	GEN-2	Approval	Drawing
6007-PLN-AGE-57-61-6003-SH39	Pipe Layout Drawing Beta South	Drawing	2	Vendor	GEN-2	Approval	Drawing
6007-PLN-AGE-57-61-6003-SH40	Pipe Layout Drawing Beta South	Drawing	2	Vendor	GEN-2	Approval	Drawing
6007-PLN-AGE-57-61-6003-SH41	Pipe Layout Drawing Beta South	Drawing	2	Vendor	GEN-2	Approval	Drawing
6007-PLN-AGE-57-61-6003-SH42	Pipe Layout Drawing Beta South	Drawing	2	Vendor	GEN-2	Approval	Drawing
6007-PLN-AGE-57-61-6003-SH43	Pipe Layout Drawing Beta South	Drawing	2	Vendor	GEN-2	Approval	Drawing
6007-PLN-AGE-57-61-6003-SH44	Pipe Layout Drawing Beta South	Drawing	2	Vendor	GEN-2	Approval	Drawing
6007-PLN-AGE-57-61-6003-SH45	Pipe Layout Drawing Beta South	Drawing	2	Vendor	GEN-2	Approval	Drawing
6007-PLN-AGE-57-61-6003-SH46	Pipe Layout Drawing Beta South	Drawing	2	Vendor	GEN-2	Approval	Drawing
6007-PLN-AGE-57-61-6003-SH47	Pipe Layout Drawing Beta South	Drawing	2	Vendor	GEN-2	Approval	Drawing
6007-PLN-AGE-57-61-6003-SH48	Pipe Layout Drawing Beta South	Drawing	2	Vendor	GEN-2	Approval	Drawing
6007-PLN-AGE-57-61-6003-SH49	Pipe Layout Drawing Beta South	Drawing	2	Vendor	GEN-2	Approval	Drawing
6007-PLN-AGE-57-61-6003-SH50	Pipe Layout Drawing Beta South	Drawing	2	Vendor	GEN-2	Approval	Drawing
6007-PLN-AGE-57-61-6003-SH51	Pipe Layout Drawing Beta South	Drawing	2	Vendor	GEN-2	Approval	Drawing
6007-PLN-AGE-57-61-6003-SH52	Pipe Layout Drawing Beta South	Drawing	2	Vendor	GEN-2	Approval	Drawing
6007-PLN-AGE-57-61-6003-SH53	Pipe Layout Drawing Beta South	Drawing	2	Vendor	GEN-2	Approval	Drawing
6007-PLN-AGE-57-61-6003-SH54	Pipe Layout Drawing Beta South	Drawing	2	Vendor	GEN-2	Approval	Drawing
6007-PLN-AGE-57-61-6003-SH55	Pipe Layout Drawing Beta South	Drawing	2	Vendor	GEN-2	Approval	Drawing
6007-PLN-AGE-57-61-6003-SH56	Pipe Layout Drawing Beta South	Drawing	2	Vendor	GEN-2	Approval	Drawing
6007_PLN_AGE_57_61_6003_SH57	Pipe Layout Drawing Beta South	Drawing	2	Vendor	GEN-2	Approval	Drawing
6007_PLN_AGE_57_61_6003_SH58	Pipe Layout Drawing Beta South	Drawing	2	Vendor	GEN-2	Approval	Drawing
6007_PLN_AGE_57_61_6003_SH59	Pipe Layout Drawing Beta South	Drawing	2	Vendor	GEN-2	Approval	Drawing
6007_PLN_AGE_57_61_6003_SH60	Pipe Layout Drawing Beta South	Drawing	2	Vendor	GEN-2	Approval	Drawing
6007_PLN_AGE_57_61_6003_SH61	Pipe Layout Drawing Beta South	Drawing	2	Vendor	GEN-2	Approval	Drawing
6007_PLN_AGE_57_61_6003_SH62	Pipe Layout Drawing Beta South	Drawing	2	Vendor	GEN-2	Approval	Drawing
6007_PLN_AGE_57_61_6003_SH63	Pipe Layout Drawing Beta South	Drawing	2	Vendor	GEN-2	Approval	Drawing
6007_PLN_AGE_57_61_6003_SH64	Pipe Layout Drawing Beta South	Drawing	2	Vendor	GEN-2	Approval	Drawing
6007_PLN_AGE_57_61_6003_SH65	Pipe Layout Drawing Beta South	Drawing	2	Vendor	GEN-2	Approval	Drawing
6007_PLN_AGE_57_61_6003_SH66	Pipe Layout Drawing Beta South	Drawing	2	Vendor	GEN-2	Approval	Drawing
6007_PLN_AGE_57_61_6003_SH67	Pipe Layout Drawing Beta South	Drawing	2	Vendor	GEN-2	Approval	Drawing
6007-inf-AGE-68-60-6007	Stress Analysis Report Header HTF- Beta Plant -South SF Inlet	Analysis	4	Vendor	GEN-2	Approval	Report
6007-inf-AGE-68-60-6008	Stress Analysis Report Header HTF- Beta Plant -South SF Return	Analysis	4	Vendor	GEN-2	Approval	Report
Compressed Air anchor bolt	Compressed Air anchor bolt	Drawing	na	Vendor	GEN-2	Approval	Report
6007-CAL-SCT-14-62-0007	Alpha Cooling Tower Fire Protection System Hydraulic Calculations	Calculation	1	Vendor	GEN-2	Approval	Calculation
6007-CAL-SCT-14-62-0008	Beta Cooling Tower Fire Protection System Hydraulic Calculations	Calculation	1	Vendor	GEN-2	Approval	Calculation
6007-HDD-SCT-14-62-0007	Cooling Tower Fire Protection System Technical Data	Data Sheeet	0	Vendor	GEN-2	Approval	Data Sheeet
6007-PLN-SCT-14-62-0117	Alpha Cooling Tower Fire Protection System Drawing	Drawing	3	Vendor	GEN-2	Approval	Drawing
6007-PLN-SCT-14-62-0211	Beta Cooling Tower Fire Protection System Drawing	Drawing	3	Vendor	GEN-2	Approval	Drawing
6007-PLN-SCT-14-62-0002	Cooling Tower Lightening Protection System	Drawing	2	Vendor	GEN-2	Approval	Drawing
6007-PLN-AGE-25-54-4502-R07	STG Auxiliar equipment structure connections. Elevations I	Drawing	rev7	Vendor	GEN-2	Approval	Drawing
6007-PLN-AGE-25-54-4503-R07	STG Auxiliar equipment structure connections. Elevations II	Drawing	rev7	Vendor	GEN-2	Approval	Drawing
6007-PLN-AGE-25-54-4504-R07	STG Auxiliar equipment structure connections. Elevations III	Drawing	rev7	Vendor	GEN-2	Approval	Drawing
6007-PLN-AGE-25-54-4505-R07	STG Auxiliar equipment structure connections. BCP & BT connections	Drawing	rev7	Vendor	GEN-2	Approval	Drawing
6007-PLN-AGE-25-54-4506-R06	STG Auxiliar equipment structure connections. CH & CR connections	Drawing	rev6	Vendor	GEN-2	Approval	Drawing
6007-PLN-AGE-25-54-8502-R06	STG Auxiliar equipment structure connections. Elevations I	Drawing	rev6	Vendor	GEN-2	Approval	Drawing
6007-PLN-AGE-25-54-8503-R06	STG Auxiliar equipment structure connections. Elevations II	Drawing	rev6	Vendor	GEN-2	Approval	Drawing
6007-PLN-AGE-25-54-8504-R06	STG Auxiliar equipment structure connections. Elevations III	Drawing	rev6	Vendor	GEN-2	Approval	Drawing
6007-PLN-AGE-25-54-8505-R06	STG Auxiliar equipment structure connections. BCP & BT connections	Drawing	rev5	Vendor	GEN-2	Approval	Drawing
6007-PLN-AGE-25-54-8506-R05	STG Auxiliar equipment structure connections. CH & CR connections	Drawing	rev5	Vendor	GEN-2	Approval	Drawing
CH_Beams_Calculations_050913	Calculation report	Calculation		Vendor	GEN-2	Approval	Calculation
6007-PLN-AGE-25-54-4000-R08	Cover sheet	Drawing	8	Vendor	GEN-2	Approval	Drawing
6007-PLN-AGE-25-54-4020-R06	General notes	Drawing	6	Vendor	GEN-2	Approval	Drawing
6007-PLN-AGE-25-54-4040-R08	STG Auxiliary equipment structure - Plan @EL 2073.09' & @EL 2078.50'	Drawing	8	Vendor	GEN-2	Approval	Drawing
6007-PLN-AGE-25-54-4041-R07	STG Auxiliary equipment structure - Plan @EL 2086.50' & @EL 2091'	Drawing	7	Vendor	GEN-2	Approval	Drawing
6007-PLN-AGE-25-54-4042-R07	STG Auxiliary equipment structure - Plan @EL 2098.25'	Drawing	7	Vendor	GEN-2	Approval	Drawing
6007-PLN-AGE-25-54-4043-R07	STG Auxiliary equipment structure - Plan @EL 2114'	Drawing	7	Vendor	GEN-2	Approval	Drawing

6007-PLN-AGE-25-54-4044-R07	STG Auxiliary equipment structure - Plan @EL 2123.84' & 2150.17'	Drawing	7	Vendor	GEN-2	Approval	Drawing
6007-PLN-AGE-25-54-4045-R10	STG Auxiliary equipment structure - Elevations - Sht 1	Drawing	10	Vendor	GEN-2	Approval	Drawing
6007-PLN-AGE-25-54-4046-R09	STG Auxiliary equipment structure - Elevations - Sht 2	Drawing	9	Vendor	GEN-2	Approval	Drawing
6007-PLN-AGE-25-54-4047-R10	STG Auxiliary equipment structure - Elevations - Sht 3	Drawing	10	Vendor	GEN-2	Approval	Drawing
6007-PLN-AGE-25-54-4048-R07	STG Auxiliary equipment structure - Misc Details	Drawing	7	Vendor	GEN-2	Approval	Drawing
6007-PLN-AGE-25-54-4049-R04	STG Auxiliary equipment structure - Anchor plates datails	Drawing	4	Vendor	GEN-2	Approval	Drawing
6007-PLN-AGE-25-54-4050-R04	STG Auxiliary equipment structure - Stair schematics	Drawing	4	Vendor	GEN-2	Approval	Drawing
6007-PLN-AGE-25-54-4051-R01	STG Auxiliary equipment structure - Column Schedule	Drawing	1	Vendor	GEN-2	Approval	Drawing
6007-CAL-AGE-25-54-4000-R07	Calculation report	Calculation	7	Vendor	GEN-2	Approval	Calculation
6007-PLN-AGE-25-54-8000-R06	Cover sheet	Drawing	6	Vendor	GEN-2	Approval	Drawing
6007-PLN-AGE-25-54-8020-R05	General notes	Drawing	5	Vendor	GEN-2	Approval	Drawing
6007-PLN-AGE-25-54-8040-R06	STG Auxiliary equipment structure - Plan @EL 2081.09' & @EL 2086.50'	Drawing	6	Vendor	GEN-2	Approval	Drawing
6007-PLN-AGE-25-54-8041-R05	STG Auxiliary equipment structure - Plan @EL 2094.50' & @EL 2099'	Drawing	5	Vendor	GEN-2	Approval	Drawing
6007-PLN-AGE-25-54-8042-R05	STG Auxiliary equipment structure - Plan @EL 2106.25'	Drawing	5	Vendor	GEN-2	Approval	Drawing
6007-PLN-AGE-25-54-8043-R05	STG Auxiliary equipment structure - Plan @EL 2122'	Drawing	5	Vendor	GEN-2	Approval	Drawing
6007-PLN-AGE-25-54-8044-R05	STG Auxiliary equipment structure - Plan @EL 2131.84' & 2158.17'	Drawing	5	Vendor	GEN-2	Approval	Drawing
6007-PLN-AGE-25-54-8045-R08	STG Auxiliary equipment structure - Elevations - Sht 1	Drawing	8	Vendor	GEN-2	Approval	Drawing
6007-PLN-AGE-25-54-8046-R08	STG Auxiliary equipment structure - Elevations - Sht 2	Drawing	8	Vendor	GEN-2	Approval	Drawing
6007-PLN-AGE-25-54-8047-R08	STG Auxiliary equipment structure - Elevations - Sht 3	Drawing	8	Vendor	GEN-2	Approval	Drawing
6007-PLN-AGE-25-54-8048-R08	STG Auxiliary equipment structure - Misc Details	Drawing	8	Vendor	GEN-2	Approval	Drawing
6007-PLN-AGE-25-54-8049-R08	STG Auxiliary equipment structure - Anchor plates datails	Drawing	4	Vendor	GEN-2	Approval	Drawing
6007-PLN-AGE-25-54-8050-R04	STG Auxiliary equipment structure - Stair schematics	Drawing	4	Vendor	GEN-2	Approval	Drawing
6007-PLN-AGE-25-54-8051-R04	STG Auxiliary equipment structure - Column Schedule	Drawing	1	Vendor	GEN-2	Approval	Drawing
6007-CAL-AGE-25-54-8000-R07	Calculation report	Calculation	7	Vendor	GEN-2	Approval	Calculation
6007-PLN-AGE-58-54-3575	Cover sheet	Drawing	0	Vendor	GEN-2	Approval	Drawing
6007-PLN-AGE-58-54-3576	General notes	Drawing	0	Vendor	GEN-2	Approval	Drawing
6007-PLN-AGE-58-54-3577	Plan view	Drawing	0	Vendor	GEN-2	Approval	Drawing
6007-PLN-AGE-58-54-3578	Sections	Drawing	0	Vendor	GEN-2	Approval	Drawing
6007-CAL-AGE-58-54-3575	Calculation report	Calculation	0	Vendor	GEN-2	Approval	Calculation
6007-PLN-AGE-58-54-7575	Cover sheet	Drawing	0	Vendor	GEN-2	Approval	Drawing
6007-PLN-AGE-58-54-7576	General notes	Drawing	0	Vendor	GEN-2	Approval	Drawing
6007-PLN-AGE-58-54-7577	Plan view	Drawing	0	Vendor	GEN-2	Approval	Drawing
6007-PLN-AGE-58-54-7578	Sections	Drawing	0	Vendor	GEN-2	Approval	Drawing
6007-CAL-AGE-58-54-7575	Calculation report	Calculation	0	Vendor	GEN-2	Approval	Calculation
6007-PLN-AGE-11-50-6200	Cover sheet	Drawing	4	Vendor	GEN-2	Approval	Drawing
6007-PLN-AGE-11-50-6202	Plan 1	Drawing	5	Vendor	GEN-2	Approval	Drawing
6007-PLN-AGE-11-50-6203	Plan 2	Drawing	5	Vendor	GEN-2	Approval	Drawing
6007-PLN-AGE-11-50-6204	Plan 3	Drawing	5	Vendor	GEN-2	Approval	Drawing
6007-PLN-AGE-11-50-6205	Plan 4	Drawing	5	Vendor	GEN-2	Approval	Drawing
6007-PLN-AGE-11-50-6206	Plan 5	Drawing	5	Vendor	GEN-2	Approval	Drawing
6007-PLN-AGE-11-50-6207	Plan 6	Drawing	5	Vendor	GEN-2	Approval	Drawing
6007-PLN-AGE-11-50-6208	Plan 7	Drawing	5	Vendor	GEN-2	Approval	Drawing
6007-PLN-AGE-58-54-1100	Cover sheet	Drawing	3	Vendor	GEN-2	Approval	Drawing
6007-PLN-AGE-58-54-1101	General notes	Drawing	3	Vendor	GEN-2	Approval	Drawing
6007-PLN-AGE-58-54-1102	Plan and Elevation	Drawing	3	Vendor	GEN-2	Approval	Drawing
6007-PLN-AGE-58-54-1103	Plan, Elevation, and Details	Drawing	3	Vendor	GEN-2	Approval	Drawing
6007-CAL-AGE-58-52-2470	Calculation Report	Calculation	3	Vendor	GEN-2	Approval	Calculation
6007-PLN-AGE-58-54-5100-R2	Cover sheet	Drawing	3	Vendor	GEN-2	Approval	Drawing
6007-PLN-AGE-58-54-5101-R2	General notes	Drawing	3	Vendor	GEN-2	Approval	Drawing
6007-PLN-AGE-58-54-5102-R2	Plan and Elevation	Drawing	3	Vendor	GEN-2	Approval	Drawing
6007-PLN-AGE-58-54-5103-R2	Plan, Elevation, and Details	Drawing	3	Vendor	GEN-2	Approval	Drawing
6007-CAL-AGE-58-54-5100-R0	Calculation Report	Calculation	1	Vendor	GEN-2	Approval	Calculation
6007-PLN-AGE-57-54-2280	Calculation report	Drawing	1	Vendor	GEN-2	Approval	Drawing
6007-PLN-AGE-57-54-2280	Cover sheet. Connections west field	Drawing	0	Vendor	GEN-2	Approval	Drawing
6007-PLN-AGE-57-54-2281	General notes. Connections west field	Drawing	1	Vendor	GEN-2	Approval	Drawing
6007-PLN-AGE-57-54-2282	AWT01. Frames	Drawing	1	Vendor	GEN-2	Approval	Drawing
6007-PLN-AGE-57-54-2283	AWT02. Frames	Drawing	1	Vendor	GEN-2	Approval	Drawing
6007-PLN-AGE-57-54-2284	Connection details west field	Drawing	0	Vendor	GEN-2	Approval	Drawing
6007-PLN-AGE-57-54-2285	Connection details west field	Drawing	1	Vendor	GEN-2	Approval	Drawing
6007-PLN-AGE-57-54-4970	Calculation report	Drawing	1	Vendor	GEN-2	Approval	Drawing
6007-PLN-AGE-57-54-4970	Cover sheet. Connection PSV areas	Drawing	0	Vendor	GEN-2	Approval	Drawing
6007-PLN-AGE-57-54-4971	General notes. Connection PSV areas	Drawing	1	Vendor	GEN-2	Approval	Drawing
6007-PLN-AGE-57-54-4972	PSV areas frames	Drawing	1	Vendor	GEN-2	Approval	Drawing
6007-PLN-AGE-57-54-4973	Connection details PSV areas	Drawing	0	Vendor	GEN-2	Approval	Drawing
6007-PLN-AGE-57-54-4974	Connection details PSV areas	Drawing	1	Vendor	GEN-2	Approval	Drawing
6007-PLN-AGE-58-54-3620	Calculation report	Drawing	1	Vendor	GEN-2	Approval	Drawing
6007-PLN-AGE-58-54-3620	Connection details central plant	Drawing	0	Vendor	GEN-2	Approval	Drawing
6007-PLN-AGE-58-54-3621	Connection details central plant	Drawing	1	Vendor	GEN-2	Approval	Drawing
6007-PLN-AGE-58-54-3622	Central plant. Frames	Drawing	1	Vendor	GEN-2	Approval	Drawing
6007-PLN-AGE-58-54-3623	Central plant. Connection details	Drawing	0	Vendor	GEN-2	Approval	Drawing
6007-PLN-AGE-58-54-3624	Central plant. Connection details	Drawing	1	Vendor	GEN-2	Approval	Drawing
6007-PLN-AGE-57-54-2250	Calculation report	Drawing		Vendor	GEN-2	Approval	Drawing
6007-PLN-AGE-57-54-2250	Cover sheet. Connection north east field	Drawing	0	Vendor	GEN-2	Approval	Drawing
6007-PLN-AGE-57-54-2251	General notes. Connection north east field	Drawing	1	Vendor	GEN-2	Approval	Drawing
6007-PLN-AGE-57-54-2252	Frames north east field	Drawing	1	Vendor	GEN-2	Approval	Drawing
6007-PLN-AGE-57-54-2253	Connections details north east field	Drawing	0	Vendor	GEN-2	Approval	Drawing
6007-PLN-AGE-57-54-2254	Connections details north east field	Drawing	1	Vendor	GEN-2	Approval	Drawing
6007-PLN-AGE-57-54-2260	Calculation report	Drawing	1	Vendor	GEN-2	Approval	Drawing
6007-PLN-AGE-57-54-2260	Cover sheet. Connections east field	Drawing	0	Vendor	GEN-2	Approval	Drawing
6007-PLN-AGE-57-54-2261	General notes. Connections east field	Drawing	1	Vendor	GEN-2	Approval	Drawing
6007-PLN-AGE-57-54-2262	AET01. Frames	Drawing	1	Vendor	GEN-2	Approval	Drawing
6007-PLN-AGE-57-54-2263	AET02. Frames	Drawing	1	Vendor	GEN-2	Approval	Drawing
6007-PLN-AGE-57-54-2264	Connection details east field	Drawing	0	Vendor	GEN-2	Approval	Drawing
6007-PLN-AGE-57-54-2265	Connection details east field	Drawing	1	Vendor	GEN-2	Approval	Drawing
6007-PLN-AGE-57-54-2270	Calculation report	Drawing	1	Vendor	GEN-2	Approval	Drawing
6007-PLN-AGE-57-54-2270	Cover sheet. Connections north-west field	Drawing	0	Vendor	GEN-2	Approval	Drawing
6007-PLN-AGE-57-54-2271	General notes. Connections north-west field	Drawing	1	Vendor	GEN-2	Approval	Drawing
6007-PLN-AGE-57-54-2272	ANWT01. Frames	Drawing	1	Vendor	GEN-2	Approval	Drawing
6007-PLN-AGE-57-54-2273	ANWT02. Frames	Drawing	1	Vendor	GEN-2	Approval	Drawing
6007-PLN-AGE-57-54-2274	ANWT03. Frames	Drawing	1	Vendor	GEN-2	Approval	Drawing
6007-PLN-AGE-57-54-2275	Connection details north west field	Drawing	0	Vendor	GEN-2	Approval	Drawing
6007-PLN-AGE-57-54-2276	Connection details north west field	Drawing	1	Vendor	GEN-2	Approval	Drawing
6007-CAL-AGE-57-54-6300	Calculation report	Calculation	0	Vendor	GEN-2	Approval	Calculation
6007-PLN-AGE-57-54-6300	Cover sheet. Connection far west field	Drawing	1	Vendor	GEN-2	Approval	Drawing
6007-PLN-AGE-57-54-6301	General notes. Connection far west field	Drawing	1	Vendor	GEN-2	Approval	Drawing
6007-PLN-AGE-57-54-6302	BFWT01. Frames	Drawing	1	Vendor	GEN-2	Approval	Drawing
6007-PLN-AGE-57-54-6303	BFWT02. Frames	Drawing	1	Vendor	GEN-2	Approval	Drawing
6007-PLN-AGE-57-54-6304	Connection details far west field	Drawing	0	Vendor	GEN-2	Approval	Drawing
6007-PLN-AGE-57-54-6305	Connection details far west field	Drawing	1	Vendor	GEN-2	Approval	Drawing
6007-CAL-AGE-57-54-7970	Calculation report	Calculation	1	Vendor	GEN-2	Approval	Calculation
6007-PLN-AGE-57-54-7970	Cover sheet. Connection PSV areas east	Drawing	0	Vendor	GEN-2	Approval	Drawing
6007-PLN-AGE-57-54-7971	General notes. Connection PSV areas east	Drawing	1	Vendor	GEN-2	Approval	Drawing
6007-PLN-AGE-57-54-7972	PSV areas east frames	Drawing	1	Vendor	GEN-2	Approval	Drawing
6007-PLN-AGE-57-54-7973	Connection details PSV areas east	Drawing	2	Vendor	GEN-2	Approval	Drawing
6007-CAL-AGE-57-54-7980	Calculation report	Calculation	1	Vendor	GEN-2	Approval	Calculation
6007-PLN-AGE-57-54-7980	Cover sheet. Connection PSV areas west	Drawing	0	Vendor	GEN-2	Approval	Drawing
6007-PLN-AGE-57-54-7981	General notes. Connection PSV areas west	Drawing	1	Vendor	GEN-2	Approval	Drawing
6007-PLN-AGE-57-54-7982	PSV areas west frames	Drawing	1	Vendor	GEN-2	Approval	Drawing
6007-PLN-AGE-57-54-7983	Connection details PSV areas west	Drawing	0	Vendor	GEN-2	Approval	Drawing
6007-PLN-AGE-57-54-7984	Connection details PSV areas west	Drawing	1	Vendor	GEN-2	Approval	Drawing
6007-CAL-AGE-57-54-9900	Calculation report	Calculation	1	Vendor	GEN-2	Approval	Calculation
6007-PLN-AGE-57-54-9900	General notes. Connection north field	Drawing	0	Vendor	GEN-2	Approval	Drawing
6007-PLN-AGE-57-54-9901	Cover sheet. Connection north field	Drawing	1	Vendor	GEN-2	Approval	Drawing
6007-PLN-AGE-57-54-9902	BNT01 Frames	Drawing	1	Vendor	GEN-2	Approval	Drawing
6007-PLN-AGE-57-54-9903	BNT02 Frames	Drawing	1	Vendor	GEN-2	Approval	Drawing
6007-PLN-AGE-57-54-9904	Connection details	Drawing	0	Vendor	GEN-2	Approval	Drawing
6007-PLN-AGE-57-54-9905	Connection details	Drawing	1	Vendor	GEN-2	Approval	Drawing
6007-CAL-AGE-57-54-9926	Calculation report	Calculation	0	Vendor	GEN-2	Approval	Calculation
6007-PLN-AGE-57-54-9926	Cover sheet. Connection south field	Drawing	0	Vendor	GEN-2	Approval	Drawing
6007-PLN-AGE-57-54-9927	General notes. Connection south field	Drawing	1	Vendor	GEN-2	Approval	Drawing
6007-PLN-AGE-57-54-9928	BST01. Frames	Drawing	1	Vendor	GEN-2	Approval	Drawing
6007-PLN-AGE-57-54-9929	BST02. Frames	Drawing	1	Vendor	GEN-2	Approval	Drawing
6007-PLN-AGE-57-54-9930	BST03. Frames	Drawing	1	Vendor	GEN-2	Approval	Drawing
6007-PLN-AGE-57-54-9931	Connection details south field	Drawing	0	Vendor	GEN-2	Approval	Drawing
6007-PLN-AGE-57-54-9932	Connection details south field	Drawing	1	Vendor	GEN-2	Approval	Drawing
6007-CAL-AGE-58-54-6420	Calculation report	Calculation		Vendor	GEN-2	Approval	Calculation
6007-PLN-AGE-58-54-6420	Cover sheet. Connection south side HTF	Drawing	0	Vendor	GEN-2	Approval	Drawing
6007-PLN-AGE-58-54-6421	General notes. Connection south side HTF	Drawing	1	Vendor	GEN-2	Approval	Drawing
6007-PLN-AGE-58-54-6422	South side HTF frames	Drawing	1	Vendor	GEN-2	Approval	Drawing
6007-PLN-AGE-58-54-6423	South side HTF connection details	Drawing	1	Vendor	GEN-2	Approval	Drawing
6007-PLN-CAL-58-54-6430	Calculation report	Calculation	0	Vendor	GEN-2	Approval	Calculation

6007-PLN-AGE-58-54-6430	Cover sheet. Connection north side	Drawing	0	Vendor	GEN-2	Approval	Drawing
6007-PLN-AGE-58-54-6431	General notes. Connection north side	Drawing	1	Vendor	GEN-2	Approval	Drawing
6007-PLN-AGE-58-54-6432	Frames north side	Drawing	1	Vendor	GEN-2	Approval	Drawing
6007-PLN-AGE-58-54-6433	BCPS01 Frames north side	Drawing	1	Vendor	GEN-2	Approval	Drawing
6007-PLN-AGE-58-54-6434	Connection details north side	Drawing	0	Vendor	GEN-2	Approval	Drawing
6007-PLN-AGE-58-54-6435	Connection details north side	Drawing	1	Vendor	GEN-2	Approval	Drawing
6007-CAL-AGE-57-54-6260	Calculation report	Calculation	1	Vendor	GEN-2	Approval	Calculation
6007-PLN-AGE-57-54-6260	General notes. Connection west field	Drawing	0	Vendor	GEN-2	Approval	Drawing
6007-PLN-AGE-57-54-6261	Cover sheet. Connection west field	Drawing	1	Vendor	GEN-2	Approval	Drawing
6007-PLN-AGE-57-54-6262	BWT01 Frames	Drawing	1	Vendor	GEN-2	Approval	Drawing
6007-PLN-AGE-57-54-6263	BWT01 Connection details	Drawing	0	Vendor	GEN-2	Approval	Drawing
6007-PLN-AGE-57-54-6264	BWT01 Connection details	Drawing	1	Vendor	GEN-2	Approval	Drawing
6007-CAL-AGE-57-54-2200	Calc report. Structural Steel Frames. North-East field	Calculation	5	Vendor	GEN-2	Approval	Calculation
6007-PLN-AGE-57-54-2200	Cover sheet. Structural Steel Frames. North-East field	Drawing	3	Vendor	GEN-2	Approval	Drawing
6007-PLN-AGE-57-54-2201	General notes. Structural Steel Frames. North-East field	Drawing	4	Vendor	GEN-2	Approval	Drawing
6007-PLN-AGE-57-54-2202	Frames and details I. Structural Steel Frames. North-East field	Drawing	5	Vendor	GEN-2	Approval	Drawing
6007-CAL-AGE-57-54-2210	Calc report. Structural Steel Frames. East field	Calculation	5	Vendor	GEN-2	Approval	Calculation
6007-PLN-AGE-57-54-2210	Cover sheet. Structural Steel Frames. East field	Drawing	3	Vendor	GEN-2	Approval	Drawing
6007-PLN-AGE-57-54-2211	General notes. Structural Steel Frames. East field	Drawing	6	Vendor	GEN-2	Approval	Drawing
6007-PLN-AGE-57-54-2212	Frames and details I. Structural Steel Frames. East field	Drawing	6	Vendor	GEN-2	Approval	Drawing
6007-PLN-AGE-57-54-2213	Frames and details II. Structural Steel Frames. East field	Drawing	6	Vendor	GEN-2	Approval	Drawing
6007-CAL-AGE-57-54-2220	Calc report. Structural Steel Frames. North-West field	Calculation	5	Vendor	GEN-2	Approval	Calculation
6007-PLN-AGE-57-54-2220	Cover sheet. Structural Steel Frames. North-West field	Drawing	5	Vendor	GEN-2	Approval	Drawing
6007-PLN-AGE-57-54-2221	General notes. Structural Steel Frames. North-West field	Drawing	6	Vendor	GEN-2	Approval	Drawing
6007-PLN-AGE-57-54-2222	Frames and details I. Structural Steel Frames. North-West field	Drawing	6	Vendor	GEN-2	Approval	Drawing
6007-PLN-AGE-57-54-2223	Frames and details II. Structural Steel Frames. North-West field	Drawing	6	Vendor	GEN-2	Approval	Drawing
6007-PLN-AGE-57-54-2224	Frames and details III. Structural Steel Frames. North-West field	Drawing	6	Vendor	GEN-2	Approval	Drawing
6007-CAL-AGE-57-54-2230	Calc report. Structural Steel Frames. West field	Calculation	5	Vendor	GEN-2	Approval	Calculation
6007-PLN-AGE-57-54-2230	Cover sheet. Structural Steel Frames. West field	Drawing	2	Vendor	GEN-2	Approval	Drawing
6007-PLN-AGE-57-54-2231	General notes. Structural Steel Frames. West field	Drawing	5	Vendor	GEN-2	Approval	Drawing
6007-PLN-AGE-57-54-2232	Frames and details I. Structural Steel Frames. West field	Drawing	5	Vendor	GEN-2	Approval	Drawing
6007-PLN-AGE-57-54-2233	Frames and details II. Structural Steel Frames. West field	Drawing	5	Vendor	GEN-2	Approval	Drawing
6007-CAL-AGE-57-54-4950	Calc report. Structural Steel Frames. PSV East field	Calculation	3	Vendor	GEN-2	Approval	Calculation
6007-PLN-AGE-57-54-4950	Cover sheet. Structural Steel Frames. PSV East field	Drawing	2	Vendor	GEN-2	Approval	Drawing
6007-PLN-AGE-57-54-4951	General notes. Structural Steel Frames. PSV East field	Drawing	3	Vendor	GEN-2	Approval	Drawing
6007-PLN-AGE-57-54-4952	Frames and details I. Structural Steel Frames. PSV East field	Drawing	3	Vendor	GEN-2	Approval	Drawing
6007-CAL-AGE-58-54-3600	Calc report. Structural Steel Frames. North Central Plant	Calculation	3	Vendor	GEN-2	Approval	Calculation
6007-PLN-AGE-58-54-3600	Cover sheet. Structural Steel Frames. North Central Plant	Drawing	3	Vendor	GEN-2	Approval	Drawing
6007-PLN-AGE-58-54-3601	General notes. Structural Steel Frames. North Central Plant	Drawing	3	Vendor	GEN-2	Approval	Drawing
6007-PLN-AGE-58-54-3602	Frames and details I. Structural Steel Frames. North Central Plant	Drawing	3	Vendor	GEN-2	Approval	Drawing
6007-CAL-AGE-57-54-6220	Calc report. Structural Steel Frames. North field	Calculation	3	Vendor	GEN-2	Approval	Calculation
6007-PLN-AGE-57-54-6260	Cover sheet. Structural Steel Frames. North field	Drawing	1	Vendor	GEN-2	Approval	Drawing
6007-PLN-AGE-57-54-6261	General notes. Structural Steel Frames. North field	Drawing	3	Vendor	GEN-2	Approval	Drawing
6007-PLN-AGE-57-54-6262	Frames and details I. Structural Steel Frames. North field	Drawing	2	Vendor	GEN-2	Approval	Drawing
6007-PLN-AGE-57-54-6263	Frames and details II. Structural Steel Frames. North field	Drawing	1	Vendor	GEN-2	Approval	Drawing
6007-PLN-AGE-57-54-6264	Frames and details III. Structural Steel Frames. North field	Drawing	2	Vendor	GEN-2	Approval	Drawing
6007-CAL-AGE-57-54-6200	Calc report. Structural Steel Frames. South field	Calculation	3	Vendor	GEN-2	Approval	Calculation
6007-PLN-AGE-57-54-6200	Cover sheet. Structural Steel Frames. South field	Drawing	1	Vendor	GEN-2	Approval	Drawing
6007-PLN-AGE-57-54-6201	General notes. Structural Steel Frames. South field	Drawing	3	Vendor	GEN-2	Approval	Drawing
6007-PLN-AGE-57-54-6202	Frames and details I. Structural Steel Frames. South field	Drawing	2	Vendor	GEN-2	Approval	Drawing
6007-PLN-AGE-57-54-6203	Frames and details II. Structural Steel Frames. South field	Drawing	1	Vendor	GEN-2	Approval	Drawing
6007-PLN-AGE-57-54-6204	Frames and details III. Structural Steel Frames. South field	Drawing	2	Vendor	GEN-2	Approval	Drawing
6007-PLN-AGE-57-54-6205	Frames and details IV. Structural Steel Frames. South field	Drawing	2	Vendor	GEN-2	Approval	Drawing
6007-CAL-AGE-57-54-6210	Calc report. Structural Steel Frames. West field	Calculation	4	Vendor	GEN-2	Approval	Calculation
6007-PLN-AGE-57-54-6240	Cover sheet. Structural Steel Frames. West field	Drawing	2	Vendor	GEN-2	Approval	Drawing
6007-PLN-AGE-57-54-6241	General notes. Structural Steel Frames. West field	Drawing	3	Vendor	GEN-2	Approval	Drawing
6007-PLN-AGE-57-54-6242	Frames and details I. Structural Steel Frames. West field	Drawing	4	Vendor	GEN-2	Approval	Drawing
6007-CAL-AGE-57-54-6230	Calc report. Structural Steel Frames. Far West field	Calculation	4	Vendor	GEN-2	Approval	Calculation
6007-PLN-AGE-57-54-6280	Cover sheet. Structural Steel Frames. Far West field	Drawing	1	Vendor	GEN-2	Approval	Drawing
6007-PLN-AGE-57-54-6281	General notes. Structural Steel Frames. Far West field	Drawing	3	Vendor	GEN-2	Approval	Drawing
6007-PLN-AGE-57-54-6282	Frames and details I. Structural Steel Frames. Far West field	Drawing	4	Vendor	GEN-2	Approval	Drawing
6007-PLN-AGE-57-54-6283	Frames and details II. Structural Steel Frames. Far West field	Drawing	4	Vendor	GEN-2	Approval	Drawing
6007-CAL-AGE-57-54-7950	Calc report. Structural Steel Frames. PSV East field	Calculation	3	Vendor	GEN-2	Approval	Calculation
6007-PLN-AGE-57-54-7950	Cover sheet. Structural Steel Frames. PSV East field	Drawing	1	Vendor	GEN-2	Approval	Drawing
6007-PLN-AGE-57-54-7951	General notes. Structural Steel Frames. PSV East field	Drawing	2	Vendor	GEN-2	Approval	Drawing
6007-PLN-AGE-57-54-7952	Frames and details I. Structural Steel Frames. PSV East field	Drawing	2	Vendor	GEN-2	Approval	Drawing
6007-CAL-AGE-57-54-7960	Calc report. Structural Steel Frames. PSV West field	Calculation	4	Vendor	GEN-2	Approval	Calculation
6007-PLN-AGE-57-54-7960	Cover sheet. Structural Steel Frames. PSV West field	Drawing	2	Vendor	GEN-2	Approval	Drawing
6007-PLN-AGE-57-54-7961	General notes. Structural Steel Frames. PSV West field	Drawing	3	Vendor	GEN-2	Approval	Drawing
6007-PLN-AGE-57-54-7962	Frames and details I. Structural Steel Frames. PSV West field	Drawing	3	Vendor	GEN-2	Approval	Drawing
6007-CAL-AGE-58-54-6405	Calc report. Structural Steel Frames. South Central Plant	Calculation	2	Vendor	GEN-2	Approval	Calculation
6007-PLN-AGE-58-54-6400	Cover sheet. Structural Steel Frames. South Central Plant	Drawing	2	Vendor	GEN-2	Approval	Drawing
6007-PLN-AGE-58-54-6401	General notes. Structural Steel Frames. South Central Plant	Drawing	3	Vendor	GEN-2	Approval	Drawing
6007-PLN-AGE-58-54-6402	Frames and details I. Structural Steel Frames. South Central Plant	Drawing	3	Vendor	GEN-2	Approval	Drawing
6007-CAL-AGE-58-54-6410	Calc report. Structural Steel Frames. North Central Plant	Calculation	2	Vendor	GEN-2	Approval	Calculation
6007-PLN-AGE-58-54-6410	Cover sheet. Structural Steel Frames. North Central Plant	Drawing	4	Vendor	GEN-2	Approval	Drawing
6007-PLN-AGE-58-54-6411	General notes. Structural Steel Frames. North Central Plant	Drawing	3	Vendor	GEN-2	Approval	Drawing
6007-PLN-AGE-58-54-6412	Frames and details I. Structural Steel Frames. North Central Plant	Drawing	5	Vendor	GEN-2	Approval	Drawing
6007-PLN-AGE-58-54-6413	Frames and details II. Structural Steel Frames. North Central Plant	Drawing	5	Vendor	GEN-2	Approval	Drawing
6007-CAL-AGE-74-54-2000	Calculation Report for Alpha Plant Overflow-Ullage Steel Platform	Calculation	4	Vendor	GEN-2	Approval	Calculation
6007-CAL-AGE-74-54-6000	Calculation Report for Beta Plant Overflow-Ullage Steel Platform	Calculation	3	Vendor	GEN-2	Approval	Calculation
6007-PLN-AGE-74-54-2000	Overflow-Ullage Steel Platform Cover Sheet Alpha Plant	Drawing	3	Vendor	GEN-2	Approval	Drawing
6007-PLN-AGE-74-54-2001	Overflow-Ullage Steel Platform General Notes Alpha Plant	Drawing	4	Vendor	GEN-2	Approval	Drawing
6007-PLN-AGE-74-54-2002	Overflow-Ullage Steel Platform G.A. & Base Plates Alpha Plant	Drawing	6	Vendor	GEN-2	Approval	Drawing
6007-PLN-AGE-74-54-2003	Overflow-Ullage Steel Platform G.A. Plan Alpha Plant	Drawing	5	Vendor	GEN-2	Approval	Drawing
6007-PLN-AGE-74-54-2004	Overflow-Ullage Steel Platform G.A. Plan Alpha Plant	Drawing	6	Vendor	GEN-2	Approval	Drawing
6007-PLN-AGE-74-54-2005	Overflow-Ullage Steel Platform G.A. Plan Alpha Plant	Drawing	6	Vendor	GEN-2	Approval	Drawing
6007-PLN-AGE-74-54-2006	Overflow-Ullage Steel Platform G.A. Elevation at Grid A Alpha Plant	Drawing	5	Vendor	GEN-2	Approval	Drawing
6007-PLN-AGE-74-54-2007	Overflow-Ullage Steel Platform G.A. Elevation at Grid B Alpha Plant	Drawing	5	Vendor	GEN-2	Approval	Drawing
6007-PLN-AGE-74-54-2008	Overflow-Ullage Steel Platform G.A. Elevation at Grid C Alpha Plant	Drawing	5	Vendor	GEN-2	Approval	Drawing
6007-PLN-AGE-74-54-2009	Overflow-Ullage Steel Platform G.A. Elevation at Grid 1 & 2 Alpha Plant	Drawing	5	Vendor	GEN-2	Approval	Drawing
6007-PLN-AGE-74-54-2010	Overflow-Ullage Steel Platform G.A. Elevation at Grid 3 & 4 Alpha Plant	Drawing	5	Vendor	GEN-2	Approval	Drawing
6007-PLN-AGE-74-54-2011	Overflow-Ullage Steel Platform G.A. Elevation at Grid 5 & 6 Alpha Plant	Drawing	5	Vendor	GEN-2	Approval	Drawing
6007-PLN-AGE-74-54-2012	Overflow-Ullage Steel Platform Stair Details Alpha Plant	Drawing	5	Vendor	GEN-2	Approval	Drawing
6007-PLN-AGE-74-54-2013	Overflow-Ullage Steel Platform Section & Details Alpha Plant	Drawing	5	Vendor	GEN-2	Approval	Drawing
6007-PLN-AGE-74-54-6000	Overflow-Ullage Steel Platform Cover Sheet Beta Plant	Drawing	3	Vendor	GEN-2	Approval	Drawing
6007-PLN-AGE-74-54-6001	Overflow-Ullage Steel Platform General Notes Beta Plant	Drawing	3	Vendor	GEN-2	Approval	Drawing
6007-PLN-AGE-74-54-6002	Overflow-Ullage Steel Platform G.A. & Base Plates Beta Plant	Drawing	5	Vendor	GEN-2	Approval	Drawing
6007-PLN-AGE-74-54-6003	Overflow-Ullage Steel Platform G.A. Plan Beta Plant	Drawing	4	Vendor	GEN-2	Approval	Drawing
6007-PLN-AGE-74-54-6004	Overflow-Ullage Steel Platform G.A. Plan Beta Plant	Drawing	5	Vendor	GEN-2	Approval	Drawing
6007-PLN-AGE-74-54-6005	Overflow-Ullage Steel Platform G.A. Plan Beta Plant	Drawing	5	Vendor	GEN-2	Approval	Drawing
6007-PLN-AGE-74-54-6006	Overflow-Ullage Steel Platform G.A. Elevation at Grid A Beta Plant	Drawing	4	Vendor	GEN-2	Approval	Drawing
6007-PLN-AGE-74-54-6007	Overflow-Ullage Steel Platform G.A. Elevation at Grid B Beta Plant	Drawing	4	Vendor	GEN-2	Approval	Drawing
6007-PLN-AGE-74-54-6008	Overflow-Ullage Steel Platform G.A. Elevation at Grid C Beta Plant	Drawing	4	Vendor	GEN-2	Approval	Drawing
6007-PLN-AGE-74-54-6009	Overflow-Ullage Steel Platform G.A. Elevation at Grid 1 & 2 Beta Plant	Drawing	4	Vendor	GEN-2	Approval	Drawing
6007-PLN-AGE-74-54-6010	Overflow-Ullage Steel Platform G.A. Elevation at Grid 3 & 4 Beta Plant	Drawing	4	Vendor	GEN-2	Approval	Drawing
6007-PLN-AGE-74-54-6011	Overflow-Ullage Steel Platform G.A. Elevation at Grid 5 & 6 Beta Plant	Drawing	4	Vendor	GEN-2	Approval	Drawing
6007-PLN-AGE-74-54-6012	Overflow-Ullage Steel Platform Stair Details Beta Plant	Drawing	4	Vendor	GEN-2	Approval	Drawing
6007-PLN-AGE-74-54-6013	Overflow-Ullage Steel Platform Section & Details Beta Plant	Drawing	4	Vendor	GEN-2	Approval	Drawing
6007-PLN-AGE-58-54-1110	Cover sheet	Drawing	0	Vendor	GEN-2	Approval	Drawing
6007-PLN-AGE-58-54-1111	General notes	Drawing	0	Vendor	GEN-2	Approval	Drawing
6007-PLN-AGE-58-54-1112	Plan, elevation, and details	Drawing	0	Vendor	GEN-2	Approval	Drawing
6007-PLN-AGE-58-54-1113	Connections 1	Drawing	0	Vendor	GEN-2	Approval	Drawing
6007-PLN-AGE-58-54-1114	Connections 2	Drawing	0	Vendor	GEN-2	Approval	Drawing
6007-PLN-AGE-58-54-1115	Connections 3	Drawing	0	Vendor	GEN-2	Approval	Drawing
6007-PLN-AGE-58-54-1116	Connections 4	Drawing	0	Vendor	GEN-2	Approval	Drawing
6007-CAL-AGE-58-54-1110	Calculation Report	Calculation	0	Vendor	GEN-2	Approval	Calculation
6007-PLN-FWE-21-52-0102	Overflow-Ullage Steel Platform G.A. Elevation at Grid 3 & 4 Alpha Plant	Drawing	3	Vendor	GEN-2	Approval	Drawing
6007-PLN-FWE-21-54-0401	Overflow-Ullage Steel Platform G.A. Elevation at Grid 5 & 6 Alpha Plant	Drawing	1	Vendor	GEN-2	Approval	Drawing
6007-PLN-FWE-21-54-0402	Overflow-Ullage Steel Platform Stair Details Alpha Plant	Drawing	1	Vendor	GEN-2	Approval	Drawing
6007-PLN-FWE-21-54-0403	Overflow-Ullage Steel Platform Section & Details Alpha Plant	Drawing	1	Vendor	GEN-2	Approval	Drawing
6007-PLN-FWE-21-52-0002	Overflow-Ullage Steel Platform Cover Sheet Beta Plant	Drawing	3	Vendor	GEN-2	Approval	Drawing
6007-PLN-FWE-21-52-0003	Overflow-Ullage Steel Platform General Notes Beta Plant	Drawing	2	Vendor	GEN-2	Approval	Drawing
6007-PLN-FWE-21-52-0004	Overflow-Ullage Steel Platform G.A. & Base Plates Beta Plant	Drawing	2	Vendor	GEN-2	Approval	Drawing
6007-PLN-FWE-21-52-0201	Overflow-Ullage Steel Platform G.A. Plan Beta Plant	Drawing	4	Vendor	GEN-2	Approval	Drawing
6007-PLN-FWE-21-52-0202	Overflow-Ullage Steel Platform G.A. Plan Beta Plant	Drawing	4	Vendor	GEN-2	Approval	Drawing
6007-PLN-FWE-21-54-0301	Overflow-Ullage Steel Platform G.A. Plan Beta Plant	Drawing	2	Vendor	GEN-2	Approval	Drawing
6007-PLN-FWE-21-54-0301	Overflow-Ullage Steel Platform G.A. Elevation at Grid A Beta Plant	Drawing	4	Vendor	GEN-2	Approval	Drawing
6007-PLN-FWE-21-54-0302	Overflow-Ullage Steel Platform G.A. Elevation at Grid B Beta Plant	Drawing	2	Vendor	GEN-2	Approval	Drawing
6007-PLN-FWE-21-54-0303	Overflow-Ullage Steel Platform G.A. Elevation at Grid C Beta Plant	Drawing	2	Vendor	GEN-2	Approval	Drawing

6007-PLN-FWE-21-54-0304	Overflow-Ullage Steel Platform G.A. Elevation at Grid 1 & 2 Beta Plant	Drawing	2	Vendor	GEN-2	Approval	Drawing
6007-PLN-FWE-21-54-0305	Overflow-Ullage Steel Platform G.A. Elevation at Grid 3 & 4 Beta Plant	Drawing	4	Vendor	GEN-2	Approval	Drawing
6007-PLN-FWE-21-54-0306	Overflow-Ullage Steel Platform G.A. Elevation at Grid 5 & 6 Beta Plant	Drawing	4	Vendor	GEN-2	Approval	Drawing
6007-PLN-FWE-21-54-0307	Overflow-Ullage Steel Platform Stair Details Beta Plant	Drawing	3	Vendor	GEN-2	Approval	Drawing
6007-PLN-FWE-21-54-0311	Overflow-Ullage Steel Platform Section & Details Beta Plant	Drawing	2	Vendor	GEN-2	Approval	Drawing
6007-PLN-FWE-21-54-0312	Cover sheet	Drawing	2	Vendor	GEN-2	Approval	Drawing
6007-PLN-FWE-21-54-0321	General notes	Drawing	2	Vendor	GEN-2	Approval	Drawing
6007-PLN-FWE-21-54-0351	Plan, elevation, and details	Drawing	2	Vendor	GEN-2	Approval	Drawing
6007-PLN-FWE-21-54-0352	Connections 1	Drawing	2	Vendor	GEN-2	Approval	Drawing
6007-CAL-FWE-21-52-0020	Connections 2	Calculation	1	Vendor	GEN-2	Approval	Calculation
6007-CAL-FWE-21-52-0021	Connections 3	Calculation	0	Vendor	GEN-2	Approval	Calculation
6007-PLN-AGE-57-54-2280	Calculation report	Drawing	1	Vendor	GEN-2	Approval	Drawing
6007-PLN-AGE-57-54-2280	Cover sheet. Connections west field	Drawing	0	Vendor	GEN-2	Approval	Drawing
6007-PLN-AGE-57-54-2281	General notes. Connections west field	Drawing	1	Vendor	GEN-2	Approval	Drawing
6007-PLN-AGE-57-54-2282	AWT01. Frames	Drawing	1	Vendor	GEN-2	Approval	Drawing
6007-PLN-AGE-57-54-2283	AWT02. Frames	Drawing	1	Vendor	GEN-2	Approval	Drawing
6007-PLN-AGE-57-54-2284	Connection details west field	Drawing	0	Vendor	GEN-2	Approval	Drawing
6007-PLN-AGE-57-54-2285	Connection details west field	Drawing	1	Vendor	GEN-2	Approval	Drawing
6007-PLN-AGE-57-54-4970	Calculation report	Drawing	1	Vendor	GEN-2	Approval	Drawing
6007-PLN-AGE-57-54-4970	Cover sheet. Connection PSV areas	Drawing	0	Vendor	GEN-2	Approval	Drawing
6007-PLN-AGE-57-54-4971	General notes. Connection PSV areas	Drawing	1	Vendor	GEN-2	Approval	Drawing
6007-PLN-AGE-57-54-4972	PSV areas frames	Drawing	1	Vendor	GEN-2	Approval	Drawing
6007-PLN-AGE-57-54-4973	Connection details PSV areas	Drawing	0	Vendor	GEN-2	Approval	Drawing
6007-PLN-AGE-57-54-4974	Connection details PSV areas	Drawing	1	Vendor	GEN-2	Approval	Drawing
6007-PLN-AGE-58-54-3620	Calculation report	Drawing	1	Vendor	GEN-2	Approval	Drawing
6007-PLN-AGE-58-54-3620	Connection details central plant	Drawing	0	Vendor	GEN-2	Approval	Drawing
6007-PLN-AGE-58-54-3621	Connection details central plant	Drawing	1	Vendor	GEN-2	Approval	Drawing
6007-PLN-AGE-58-54-3622	Central plant. Frames	Drawing	1	Vendor	GEN-2	Approval	Drawing
6007-PLN-AGE-58-54-3623	Central plant. Connection details	Drawing	0	Vendor	GEN-2	Approval	Drawing
6007-PLN-AGE-58-54-3624	Central plant. Connection details	Drawing	1	Vendor	GEN-2	Approval	Drawing
6007-PLN-AGE-57-54-2250	Calculation report	Drawing		Vendor	GEN-2	Approval	Drawing
6007-PLN-AGE-57-54-2250	Cover sheet. Connection north east field	Drawing	0	Vendor	GEN-2	Approval	Drawing
6007-PLN-AGE-57-54-2251	General notes. Connection north east field	Drawing	1	Vendor	GEN-2	Approval	Drawing
6007-PLN-AGE-57-54-2252	Frames north east field	Drawing	1	Vendor	GEN-2	Approval	Drawing
6007-PLN-AGE-57-54-2253	Connections details north east field	Drawing	0	Vendor	GEN-2	Approval	Drawing
6007-PLN-AGE-57-54-2254	Connections details north east field	Drawing	1	Vendor	GEN-2	Approval	Drawing
6007-PLN-AGE-57-54-2260	Calculation report	Drawing	1	Vendor	GEN-2	Approval	Drawing
6007-PLN-AGE-57-54-2260	Cover sheet. Connections east field	Drawing	0	Vendor	GEN-2	Approval	Drawing
6007-PLN-AGE-57-54-2261	General notes. Connections east field	Drawing	1	Vendor	GEN-2	Approval	Drawing
6007-PLN-AGE-57-54-2262	AET01. Frames	Drawing	1	Vendor	GEN-2	Approval	Drawing
6007-PLN-AGE-57-54-2263	AET02. Frames	Drawing	1	Vendor	GEN-2	Approval	Drawing
6007-PLN-AGE-57-54-2264	Connection details east field	Drawing	0	Vendor	GEN-2	Approval	Drawing
6007-PLN-AGE-57-54-2265	Connection details east field	Drawing	1	Vendor	GEN-2	Approval	Drawing
6007-PLN-AGE-57-54-2270	Calculation report	Drawing	1	Vendor	GEN-2	Approval	Drawing
6007-PLN-AGE-57-54-2270	Cover sheet. Connections north-west field	Drawing	0	Vendor	GEN-2	Approval	Drawing
6007-PLN-AGE-57-54-2271	General notes. Connections north-west field	Drawing	1	Vendor	GEN-2	Approval	Drawing
6007-PLN-AGE-57-54-2272	ANWT01. Frames	Drawing	1	Vendor	GEN-2	Approval	Drawing
6007-PLN-AGE-57-54-2273	ANWT02. Frames	Drawing	1	Vendor	GEN-2	Approval	Drawing
6007-PLN-AGE-57-54-2274	ANWT03. Frames	Drawing	1	Vendor	GEN-2	Approval	Drawing
6007-PLN-AGE-57-54-2275	Connection details north west field	Drawing	0	Vendor	GEN-2	Approval	Drawing
6007-PLN-AGE-57-54-2276	Connection details north west field	Drawing	1	Vendor	GEN-2	Approval	Drawing
6007-CAL-AGE-57-54-6300	Calculation report	Calculation	0	Vendor	GEN-2	Approval	Calculation
6007-PLN-AGE-57-54-6300	Cover sheet. Connection far west field	Drawing	1	Vendor	GEN-2	Approval	Drawing
6007-PLN-AGE-57-54-6301	General notes. Connection far west field	Drawing	1	Vendor	GEN-2	Approval	Drawing
6007-PLN-AGE-57-54-6302	BFWT01. Frames	Drawing	1	Vendor	GEN-2	Approval	Drawing
6007-PLN-AGE-57-54-6303	BFWT02. Frames	Drawing	1	Vendor	GEN-2	Approval	Drawing
6007-PLN-AGE-57-54-6304	Connection details far west field	Drawing	0	Vendor	GEN-2	Approval	Drawing
6007-PLN-AGE-57-54-6305	Connection details far west field	Drawing	1	Vendor	GEN-2	Approval	Drawing
6007-CAL-AGE-57-54-7970	Calculation report	Calculation	1	Vendor	GEN-2	Approval	Calculation
6007-PLN-AGE-57-54-7970	Cover sheet. Connection PSV areas east	Drawing	0	Vendor	GEN-2	Approval	Drawing
6007-PLN-AGE-57-54-7971	General notes. Connection PSV areas east	Drawing	1	Vendor	GEN-2	Approval	Drawing
6007-PLN-AGE-57-54-7972	PSV areas east frames	Drawing	1	Vendor	GEN-2	Approval	Drawing
6007-PLN-AGE-57-54-7973	Connection details PSV areas east	Drawing	2	Vendor	GEN-2	Approval	Drawing
6007-CAL-AGE-57-54-7980	Calculation report	Calculation	1	Vendor	GEN-2	Approval	Calculation
6007-PLN-AGE-57-54-7980	Cover sheet. Connection PSV areas west	Drawing	0	Vendor	GEN-2	Approval	Drawing
6007-PLN-AGE-57-54-7981	General notes. Connection PSV areas west	Drawing	1	Vendor	GEN-2	Approval	Drawing
6007-PLN-AGE-57-54-7982	PSV areas west frames	Drawing	1	Vendor	GEN-2	Approval	Drawing
6007-PLN-AGE-57-54-7983	Connection details PSV areas west	Drawing	0	Vendor	GEN-2	Approval	Drawing
6007-PLN-AGE-57-54-7984	Connection details PSV areas west	Drawing	1	Vendor	GEN-2	Approval	Drawing
6007-CAL-AGE-57-54-9900	Calculation report	Calculation	1	Vendor	GEN-2	Approval	Calculation
6007-PLN-AGE-57-54-9900	General notes. Connection north field	Drawing	0	Vendor	GEN-2	Approval	Drawing
6007-PLN-AGE-57-54-9901	Cover sheet. Connection north field	Drawing	1	Vendor	GEN-2	Approval	Drawing
6007-PLN-AGE-57-54-9902	BNT01 Frames	Drawing	1	Vendor	GEN-2	Approval	Drawing
6007-PLN-AGE-57-54-9903	BNT02 Frames	Drawing	1	Vendor	GEN-2	Approval	Drawing
6007-PLN-AGE-57-54-9904	Connection details	Drawing	0	Vendor	GEN-2	Approval	Drawing
6007-PLN-AGE-57-54-9905	Connection details	Drawing	1	Vendor	GEN-2	Approval	Drawing
6007-CAL-AGE-57-54-9926	Calculation report	Calculation	0	Vendor	GEN-2	Approval	Calculation
6007-PLN-AGE-57-54-9926	Cover sheet. Connection south field	Drawing	0	Vendor	GEN-2	Approval	Drawing
6007-PLN-AGE-57-54-9927	General notes. Connection south field	Drawing	1	Vendor	GEN-2	Approval	Drawing
6007-PLN-AGE-57-54-9928	BST01. Frames	Drawing	1	Vendor	GEN-2	Approval	Drawing
6007-PLN-AGE-57-54-9929	BST02. Frames	Drawing	1	Vendor	GEN-2	Approval	Drawing
6007-PLN-AGE-57-54-9930	BST03. Frames	Drawing	1	Vendor	GEN-2	Approval	Drawing
6007-PLN-AGE-57-54-9931	Connection details south field	Drawing	0	Vendor	GEN-2	Approval	Drawing
6007-PLN-AGE-57-54-9932	Connection details south field	Drawing	1	Vendor	GEN-2	Approval	Drawing
6007-CAL-AGE-58-54-6420	Calculation report	Calculation		Vendor	GEN-2	Approval	Calculation
6007-PLN-AGE-58-54-6420	Cover sheet. Connection south side HTF	Drawing	0	Vendor	GEN-2	Approval	Drawing
6007-PLN-AGE-58-54-6421	General notes. Connection south side HTF	Drawing	1	Vendor	GEN-2	Approval	Drawing
6007-PLN-AGE-58-54-6422	South side HTF frames	Drawing	1	Vendor	GEN-2	Approval	Drawing
6007-PLN-AGE-58-54-6423	South side HTF connection details	Drawing	1	Vendor	GEN-2	Approval	Drawing
6007-CAL-AGE-58-54-6430	Calculation report	Calculation	0	Vendor	GEN-2	Approval	Calculation
6007-PLN-AGE-58-54-6430	Cover sheet. Connection north side	Drawing	0	Vendor	GEN-2	Approval	Drawing
6007-PLN-AGE-58-54-6431	General notes. Connection north side	Drawing	1	Vendor	GEN-2	Approval	Drawing
6007-PLN-AGE-58-54-6432	Frames north side	Drawing	1	Vendor	GEN-2	Approval	Drawing
6007-PLN-AGE-58-54-6433	BCPS01 Frames north side	Drawing	1	Vendor	GEN-2	Approval	Drawing
6007-PLN-AGE-58-54-6434	Connection details north side	Drawing	0	Vendor	GEN-2	Approval	Drawing
6007-PLN-AGE-58-54-6435	Connection details north side	Drawing	1	Vendor	GEN-2	Approval	Drawing
6007-CAL-AGE-57-54-6260	Calculation report	Calculation	1	Vendor	GEN-2	Approval	Calculation
6007-PLN-AGE-57-54-6260	General notes. Connection west field	Drawing	0	Vendor	GEN-2	Approval	Drawing
6007-PLN-AGE-57-54-6261	Cover sheet. Connection west field	Drawing	1	Vendor	GEN-2	Approval	Drawing
6007-PLN-AGE-57-54-6262	BWT01 Frames	Drawing	1	Vendor	GEN-2	Approval	Drawing
6007-PLN-AGE-57-54-6263	BWT01 Connection details	Drawing	0	Vendor	GEN-2	Approval	Drawing
6007-PLN-AGE-57-54-6264	BWT01 Connection details	Drawing	1	Vendor	GEN-2	Approval	Drawing
6007-CAL-AGE-57-54-2200	Calc report. Structural Steel Frames. North-East field	Calculation	5	Vendor	GEN-2	Approval	Calculation
6007-PLN-AGE-57-54-2200	Cover sheet. Structural Steel Frames. North-East field	Drawing	3	Vendor	GEN-2	Approval	Drawing
6007-PLN-AGE-57-54-2201	General notes. Structural Steel Frames. North-East field	Drawing	4	Vendor	GEN-2	Approval	Drawing
6007-PLN-AGE-57-54-2202	Frames and details I. Structural Steel Frames. North-East field	Drawing	5	Vendor	GEN-2	Approval	Drawing
6007-CAL-AGE-57-54-2210	Calc report. Structural Steel Frames. East field	Calculation	5	Vendor	GEN-2	Approval	Calculation
6007-PLN-AGE-57-54-2210	Cover sheet. Structural Steel Frames. East field	Drawing	3	Vendor	GEN-2	Approval	Drawing
6007-PLN-AGE-57-54-2211	General notes. Structural Steel Frames. East field	Drawing	6	Vendor	GEN-2	Approval	Drawing
6007-PLN-AGE-57-54-2212	Frames and details I. Structural Steel Frames. East field	Drawing	6	Vendor	GEN-2	Approval	Drawing
6007-PLN-AGE-57-54-2213	Frames and details II. Structural Steel Frames. East field	Drawing	6	Vendor	GEN-2	Approval	Drawing
6007-CAL-AGE-57-54-2220	Calc report. Structural Steel Frames. North-West field	Calculation	5	Vendor	GEN-2	Approval	Calculation
6007-PLN-AGE-57-54-2220	Cover sheet. Structural Steel Frames. North-West field	Drawing	5	Vendor	GEN-2	Approval	Drawing
6007-PLN-AGE-57-54-2221	General notes. Structural Steel Frames. North-West field	Drawing	6	Vendor	GEN-2	Approval	Drawing
6007-PLN-AGE-57-54-2222	Frames and details I. Structural Steel Frames. North-West field	Drawing	6	Vendor	GEN-2	Approval	Drawing
6007-PLN-AGE-57-54-2223	Frames and details II. Structural Steel Frames. North-West field	Drawing	6	Vendor	GEN-2	Approval	Drawing
6007-PLN-AGE-57-54-2224	Frames and details III. Structural Steel Frames. North-West field	Drawing	6	Vendor	GEN-2	Approval	Drawing
6007-CAL-AGE-57-54-2230	Calc report. Structural Steel Frames. West field	Calculation	5	Vendor	GEN-2	Approval	Calculation
6007-PLN-AGE-57-54-2230	Cover sheet. Structural Steel Frames. West field	Drawing	2	Vendor	GEN-2	Approval	Drawing
6007-PLN-AGE-57-54-2231	General notes. Structural Steel Frames. West field	Drawing	5	Vendor	GEN-2	Approval	Drawing
6007-PLN-AGE-57-54-2232	Frames and details I. Structural Steel Frames. West field	Drawing	5	Vendor	GEN-2	Approval	Drawing
6007-PLN-AGE-57-54-2233	Frames and details II. Structural Steel Frames. West field	Drawing	5	Vendor	GEN-2	Approval	Drawing
6007-CAL-AGE-57-54-4950	Calc report. Structural Steel Frames. PSV East field	Calculation	3	Vendor	GEN-2	Approval	Calculation
6007-PLN-AGE-57-54-4950	Cover sheet. Structural Steel Frames. PSV East field	Drawing	2	Vendor	GEN-2	Approval	Drawing
6007-PLN-AGE-57-54-4951	General notes. Structural Steel Frames. PSV East field	Drawing	3	Vendor	GEN-2	Approval	Drawing
6007-PLN-AGE-57-54-4952	Frames and details I. Structural Steel Frames. PSV East field	Drawing	3	Vendor	GEN-2	Approval	Drawing
6007-CAL-AGE-58-54-3600	Calc report. Structural Steel Frames. North Central Plant	Calculation	3	Vendor	GEN-2	Approval	Calculation
6007-PLN-AGE-58-54-3600	Cover sheet. Structural Steel Frames. North Central Plant	Drawing	3	Vendor	GEN-2	Approval	Drawing
6007-PLN-AGE-58-54-3601	General notes. Structural Steel Frames. North Central Plant	Drawing	3	Vendor	GEN-2	Approval	Drawing
6007-PLN-AGE-58-54-3602	Frames and details I. Structural Steel Frames. North Central Plant	Drawing	3	Vendor	GEN-2	Approval	Drawing

6007-CAL-AGE-57-54-6220	Calc report. Structural Steel Frames. North field	Calculation	3	Vendor	GEN-2	Approval	Calculation
6007-PLN-AGE-57-54-6260	Cover sheet. Structural Steel Frames. North field	Drawing	1	Vendor	GEN-2	Approval	Drawing
6007-PLN-AGE-57-54-6261	General notes. Structural Steel Frames. North field	Drawing	3	Vendor	GEN-2	Approval	Drawing
6007-PLN-AGE-57-54-6262	Frames and details I. Structural Steel Frames. North field	Drawing	2	Vendor	GEN-2	Approval	Drawing
6007-PLN-AGE-57-54-6263	Frames and details II. Structural Steel Frames. North field	Drawing	1	Vendor	GEN-2	Approval	Drawing
6007-PLN-AGE-57-54-6264	Frames and details III. Structural Steel Frames. North field	Drawing	2	Vendor	GEN-2	Approval	Drawing
6007-CAL-AGE-57-54-6200	Calc report. Structural Steel Frames. South field	Calculation	3	Vendor	GEN-2	Approval	Calculation
6007-PLN-AGE-57-54-6200	Cover sheet. Structural Steel Frames. South field	Drawing	1	Vendor	GEN-2	Approval	Drawing
6007-PLN-AGE-57-54-6201	General notes. Structural Steel Frames. South field	Drawing	3	Vendor	GEN-2	Approval	Drawing
6007-PLN-AGE-57-54-6202	Frames and details I. Structural Steel Frames. South field	Drawing	2	Vendor	GEN-2	Approval	Drawing
6007-PLN-AGE-57-54-6203	Frames and details II. Structural Steel Frames. South field	Drawing	1	Vendor	GEN-2	Approval	Drawing
6007-PLN-AGE-57-54-6204	Frames and details III. Structural Steel Frames. South field	Drawing	2	Vendor	GEN-2	Approval	Drawing
6007-PLN-AGE-57-54-6205	Frames and details IV. Structural Steel Frames. South field	Drawing	2	Vendor	GEN-2	Approval	Drawing
6007-CAL-AGE-57-54-6210	Calc report. Structural Steel Frames. West field	Calculation	4	Vendor	GEN-2	Approval	Calculation
6007-PLN-AGE-57-54-6240	Cover sheet. Structural Steel Frames. West field	Drawing	2	Vendor	GEN-2	Approval	Drawing
6007-PLN-AGE-57-54-6241	General notes. Structural Steel Frames. West field	Drawing	3	Vendor	GEN-2	Approval	Drawing
6007-PLN-AGE-57-54-6242	Frames and details I. Structural Steel Frames. West field	Drawing	4	Vendor	GEN-2	Approval	Drawing
6007-CAL-AGE-57-54-6230	Calc report. Structural Steel Frames. Far West field	Calculation	4	Vendor	GEN-2	Approval	Calculation
6007-PLN-AGE-57-54-6280	Cover sheet. Structural Steel Frames. Far West field	Drawing	1	Vendor	GEN-2	Approval	Drawing
6007-PLN-AGE-57-54-6281	General notes. Structural Steel Frames. Far West field	Drawing	3	Vendor	GEN-2	Approval	Drawing
6007-PLN-AGE-57-54-6282	Frames and details I. Structural Steel Frames. Far West field	Drawing	4	Vendor	GEN-2	Approval	Drawing
6007-PLN-AGE-57-54-6283	Frames and details II. Structural Steel Frames. Far West field	Drawing	4	Vendor	GEN-2	Approval	Drawing
6007-CAL-AGE-57-54-7950	Calc report. Structural Steel Frames. PSV East field	Calculation	3	Vendor	GEN-2	Approval	Calculation
6007-PLN-AGE-57-54-7950	Cover sheet. Structural Steel Frames. PSV East field	Drawing	1	Vendor	GEN-2	Approval	Drawing
6007-PLN-AGE-57-54-7951	General notes. Structural Steel Frames. PSV East field	Drawing	2	Vendor	GEN-2	Approval	Drawing
6007-PLN-AGE-57-54-7952	Frames and details I. Structural Steel Frames. PSV East field	Drawing	2	Vendor	GEN-2	Approval	Drawing
6007-CAL-AGE-57-54-7960	Calc report. Structural Steel Frames. PSV West field	Calculation	4	Vendor	GEN-2	Approval	Calculation
6007-PLN-AGE-57-54-7960	Cover sheet. Structural Steel Frames. PSV West field	Drawing	2	Vendor	GEN-2	Approval	Drawing
6007-PLN-AGE-57-54-7961	General notes. Structural Steel Frames. PSV West field	Drawing	3	Vendor	GEN-2	Approval	Drawing
6007-PLN-AGE-57-54-7962	Frames and details I. Structural Steel Frames. PSV West field	Drawing	3	Vendor	GEN-2	Approval	Drawing
6007-CAL-AGE-58-54-6405	Calc report. Structural Steel Frames. South Central Plant	Calculation	2	Vendor	GEN-2	Approval	Calculation
6007-PLN-AGE-58-54-6400	Cover sheet. Structural Steel Frames. South Central Plant	Drawing	2	Vendor	GEN-2	Approval	Drawing
6007-PLN-AGE-58-54-6401	General notes. Structural Steel Frames. South Central Plant	Drawing	3	Vendor	GEN-2	Approval	Drawing
6007-PLN-AGE-58-54-6402	Frames and details I. Structural Steel Frames. South Central Plant	Drawing	3	Vendor	GEN-2	Approval	Drawing
6007-CAL-AGE-58-54-6410	Calc report. Structural Steel Frames. North Central Plant	Calculation	2	Vendor	GEN-2	Approval	Calculation
6007-PLN-AGE-58-54-6410	Cover sheet. Structural Steel Frames. North Central Plant	Drawing	4	Vendor	GEN-2	Approval	Drawing
6007-PLN-AGE-58-54-6411	General notes. Structural Steel Frames. North Central Plant	Drawing	3	Vendor	GEN-2	Approval	Drawing
6007-PLN-AGE-58-54-6412	Frames and details I. Structural Steel Frames. North Central Plant	Drawing	5	Vendor	GEN-2	Approval	Drawing
6007-PLN-AGE-58-54-6413	Frames and details II. Structural Steel Frames. North Central Plant	Drawing	5	Vendor	GEN-2	Approval	Drawing
6007-CAL-AGE-74-54-2000	Calculation Report for Alpha Plant Overflow-Ullage Steel Platform	Calculation	4	Vendor	GEN-2	Approval	Calculation
6007-CAL-AGE-74-54-6000	Calculation Report for Beta Plant Overflow-Ullage Steel Platform	Calculation	3	Vendor	GEN-2	Approval	Calculation
6007-PLN-AGE-74-54-2000	Overflow-Ullage Steel Platform Cover Sheet Alpha Plant	Drawing	3	Vendor	GEN-2	Approval	Drawing
6007-PLN-AGE-74-54-2001	Overflow-Ullage Steel Platform General Notes Alpha Plant	Drawing	4	Vendor	GEN-2	Approval	Drawing
6007-PLN-AGE-74-54-2002	Overflow-Ullage Steel Platform G.A. & Base Plates Alpha Plant	Drawing	6	Vendor	GEN-2	Approval	Drawing
6007-PLN-AGE-74-54-2003	Overflow-Ullage Steel Platform G.A. Plan Alpha Plant	Drawing	5	Vendor	GEN-2	Approval	Drawing
6007-PLN-AGE-74-54-2004	Overflow-Ullage Steel Platform G.A. Plan Alpha Plant	Drawing	6	Vendor	GEN-2	Approval	Drawing
6007-PLN-AGE-74-54-2005	Overflow-Ullage Steel Platform G.A. Plan Alpha Plant	Drawing	6	Vendor	GEN-2	Approval	Drawing
6007-PLN-AGE-74-54-2006	Overflow-Ullage Steel Platform G.A. Elevation at Grid A Alpha Plant	Drawing	5	Vendor	GEN-2	Approval	Drawing
6007-PLN-AGE-74-54-2007	Overflow-Ullage Steel Platform G.A. Elevation at Grid B Alpha Plant	Drawing	5	Vendor	GEN-2	Approval	Drawing
6007-PLN-AGE-74-54-2008	Overflow-Ullage Steel Platform G.A. Elevation at Grid C Alpha Plant	Drawing	5	Vendor	GEN-2	Approval	Drawing
6007-PLN-AGE-74-54-2009	Overflow-Ullage Steel Platform G.A. Elevation at Grid 1 & 2 Alpha Plant	Drawing	5	Vendor	GEN-2	Approval	Drawing
6007-PLN-AGE-74-54-2010	Overflow-Ullage Steel Platform G.A. Elevation at Grid 3 & 4 Alpha Plant	Drawing	5	Vendor	GEN-2	Approval	Drawing
6007-PLN-AGE-74-54-2011	Overflow-Ullage Steel Platform G.A. Elevation at Grid 5 & 6 Alpha Plant	Drawing	5	Vendor	GEN-2	Approval	Drawing
6007-PLN-AGE-74-54-2012	Overflow-Ullage Steel Platform Stair Details Alpha Plant	Drawing	5	Vendor	GEN-2	Approval	Drawing
6007-PLN-AGE-74-54-2013	Overflow-Ullage Steel Platform Section & Details Alpha Plant	Drawing	5	Vendor	GEN-2	Approval	Drawing
6007-PLN-AGE-74-54-6000	Overflow-Ullage Steel Platform Cover Sheet Beta Plant	Drawing	3	Vendor	GEN-2	Approval	Drawing
6007-PLN-AGE-74-54-6001	Overflow-Ullage Steel Platform General Notes Beta Plant	Drawing	3	Vendor	GEN-2	Approval	Drawing
6007-PLN-AGE-74-54-6002	Overflow-Ullage Steel Platform G.A. & Base Plates Beta Plant	Drawing	5	Vendor	GEN-2	Approval	Drawing
6007-PLN-AGE-74-54-6003	Overflow-Ullage Steel Platform G.A. Plan Beta Plant	Drawing	4	Vendor	GEN-2	Approval	Drawing
6007-PLN-AGE-74-54-6004	Overflow-Ullage Steel Platform G.A. Plan Beta Plant	Drawing	5	Vendor	GEN-2	Approval	Drawing
6007-PLN-AGE-74-54-6005	Overflow-Ullage Steel Platform G.A. Plan Beta Plant	Drawing	5	Vendor	GEN-2	Approval	Drawing
6007-PLN-AGE-74-54-6006	Overflow-Ullage Steel Platform G.A. Elevation at Grid A Beta Plant	Drawing	4	Vendor	GEN-2	Approval	Drawing
6007-PLN-AGE-74-54-6007	Overflow-Ullage Steel Platform G.A. Elevation at Grid B Beta Plant	Drawing	4	Vendor	GEN-2	Approval	Drawing
6007-PLN-AGE-74-54-6008	Overflow-Ullage Steel Platform G.A. Elevation at Grid C Beta Plant	Drawing	4	Vendor	GEN-2	Approval	Drawing
6007-PLN-AGE-74-54-6009	Overflow-Ullage Steel Platform G.A. Elevation at Grid 1 & 2 Beta Plant	Drawing	4	Vendor	GEN-2	Approval	Drawing
6007-PLN-AGE-74-54-6010	Overflow-Ullage Steel Platform G.A. Elevation at Grid 3 & 4 Beta Plant	Drawing	4	Vendor	GEN-2	Approval	Drawing
6007-PLN-AGE-74-54-6011	Overflow-Ullage Steel Platform G.A. Elevation at Grid 5 & 6 Beta Plant	Drawing	4	Vendor	GEN-2	Approval	Drawing
6007-PLN-AGE-74-54-6012	Overflow-Ullage Steel Platform Stair Details Beta Plant	Drawing	4	Vendor	GEN-2	Approval	Drawing
6007-PLN-AGE-74-54-6013	Overflow-Ullage Steel Platform Section & Details Beta Plant	Drawing	4	Vendor	GEN-2	Approval	Drawing
6007-PLN-AGE-58-54-1110	Cover sheet	Drawing	0	Vendor	GEN-2	Approval	Drawing
6007-PLN-AGE-58-54-1111	General notes	Drawing	0	Vendor	GEN-2	Approval	Drawing
6007-PLN-AGE-58-54-1112	Plan, elevation, and details	Drawing	0	Vendor	GEN-2	Approval	Drawing
6007-PLN-AGE-58-54-1113	Connections 1	Drawing	0	Vendor	GEN-2	Approval	Drawing
6007-PLN-AGE-58-54-1114	Connections 2	Drawing	0	Vendor	GEN-2	Approval	Drawing
6007-PLN-AGE-58-54-1115	Connections 3	Drawing	0	Vendor	GEN-2	Approval	Drawing
6007-PLN-AGE-58-54-1116	Connections 4	Drawing	0	Vendor	GEN-2	Approval	Drawing
6007-CAL-AGE-58-54-1110	Calculation Report	Calculation	0	Vendor	GEN-2	Approval	Calculation
6007-CAL-AGE-16-54-4020_R00.pdf	Calculation report	Calculation	0	Vendor	GEN-2	Approval	Calculation
6007-PLN-AGE-16-54-4020-R00.pdf	Cover sheet	Drawing	0	Vendor	GEN-2	Approval	Drawing
6007-PLN-AGE-16-54-4021-R00.pdf	General notes	Drawing	0	Vendor	GEN-2	Approval	Drawing
6007-PLN-AGE-16-54-4022-R00.pdf	Frames view	Drawing	0	Vendor	GEN-2	Approval	Drawing
6007-PLN-AGE-16-54-4023-R00.pdf	Connection details 1	Drawing	0	Vendor	GEN-2	Approval	Drawing
6007-PLN-AGE-16-54-4024-R00.pdf	Connection details 2	Drawing	0	Vendor	GEN-2	Approval	Drawing
6007-CAL-AGE-16-54-8020_R00.pdf	Calculation report	Calculation	0	Vendor	GEN-2	Approval	Calculation
6007-PLN-AGE-16-54-8020-R00.pdf	Cover sheet	Drawing	0	Vendor	GEN-2	Approval	Drawing
6007-PLN-AGE-16-54-8021-R00.pdf	General notes	Drawing	0	Vendor	GEN-2	Approval	Drawing
6007-PLN-AGE-16-54-8022-R00.pdf	Frames view	Drawing	0	Vendor	GEN-2	Approval	Drawing
6007-PLN-AGE-16-54-8023-R00.pdf	Connection details 1	Drawing	0	Vendor	GEN-2	Approval	Drawing
6007-PLN-AGE-16-54-8024-R00.pdf	Connection details 2	Drawing	0	Vendor	GEN-2	Approval	Drawing
6007-PLN-AGE-58-54-3575	Cover sheet	Drawing	0	Vendor	GEN-2	Approval	Drawing
6007-PLN-AGE-58-54-3576	General notes	Drawing	1	Vendor	GEN-2	Approval	Drawing
6007-PLN-AGE-58-54-3577	Plan view	Drawing	1	Vendor	GEN-2	Approval	Drawing
6007-PLN-AGE-58-54-3578	Sections	Drawing	1	Vendor	GEN-2	Approval	Drawing
6007-CAL-AGE-58-54-3575	Calculation report	Calculation	1	Vendor	GEN-2	Approval	Calculation
6007-PLN-AGE-58-54-7575	Cover sheet	Drawing	0	Vendor	GEN-2	Approval	Drawing
6007-PLN-AGE-58-54-7576	General notes	Drawing	1	Vendor	GEN-2	Approval	Drawing
6007-PLN-AGE-58-54-7577	Plan view	Drawing	1	Vendor	GEN-2	Approval	Drawing
6007-PLN-AGE-58-54-7578	Sections	Drawing	1	Vendor	GEN-2	Approval	Drawing
6007-CAL-AGE-58-54-7575	Calculation report	Calculation	1	Vendor	GEN-2	Approval	Calculation
6007-PLN-LEE-12-54-0021	Geometric definition of RAC plant detail drawings	Drawing	6	Vendor	GEN-2	Approval	Drawing
6007-PLN-LEE-12-54-0022	Geometric definition of RAC plant detail drawings	Drawing	4	Vendor	GEN-2	Approval	Drawing
6007-PLN-LEE-12-54-0031	Geometric definition of RAC elevations	Drawing	6	Vendor	GEN-2	Approval	Drawing
6007-PLN-LEE-12-54-0032	Geometric definition of RAC elevations	Drawing	6	Vendor	GEN-2	Approval	Drawing
6007-PLN-LEE-12-54-0033	Geometric definition of RAC elevations	Drawing	6	Vendor	GEN-2	Approval	Drawing
6007-PLN-LEE-12-54-0034	Geometric definition of RAC elevations	Drawing	6	Vendor	GEN-2	Approval	Drawing
6007-PLN-LEE-12-54-0035	Geometric definition of RAC elevations	Drawing	6	Vendor	GEN-2	Approval	Drawing
6007-PLN-LEE-12-54-0036	Geometric definition of RAC elevations	Drawing	4	Vendor	GEN-2	Approval	Drawing
6007-PLN-LEE-12-54-0037	Geometric definition of RAC elevations	Drawing	4	Vendor	GEN-2	Approval	Drawing
6007-PLN-LEE-12-54-0038	Geometric definition of RAC elevations	Drawing	4	Vendor	GEN-2	Approval	Drawing
6007-PLN-LEE-12-54-0039	Geometric definition of RAC elevations	Drawing	5	Vendor	GEN-2	Approval	Drawing
6007-PLN-LEE-12-54-0041	Geometric definition of RAC sections	Drawing	7	Vendor	GEN-2	Approval	Drawing
6007-PLN-LEE-12-54-0042	Geometric definition of RAC sections	Drawing	7	Vendor	GEN-2	Approval	Drawing
6007-PLN-LEE-12-54-0043	Geometric definition of RAC sections	Drawing	5	Vendor	GEN-2	Approval	Drawing
6007-PLN-LEE-12-54-0051	Geometric definition of RAC details of construction	Drawing	5	Vendor	GEN-2	Approval	Drawing
6007-PLN-LEE-12-54-0052	Geometric definition of RAC details of construction	Drawing	4	Vendor	GEN-2	Approval	Drawing
6007-PLN-LEE-12-54-0053	Geometric definition of RAC details of construction	Drawing	2	Vendor	GEN-2	Approval	Drawing
6007-MEM-LEE-12-54-0004-R5	RACK STRUCTURAL CALCULATIONS	1/5/1900	5	Vendor	GEN-2	Approval	5
6007-INF-AGE-68-60-2700	Stress Analysis Report - SF –North Alpha (Relieve Security Valve + Control Valve)	Analysis	Rev2	Vendor	GEN-2	Approval	Rev2
6007-INF-AGE-68-60-2701	Stress Analysis Report - SF –East Alpha (Relieve Security Valve + Control Valve)	Analysis	Rev2	Vendor	GEN-2	Approval	Rev2
6007-INF-AGE-68-60-2703	Stress Analysis Report - SF –West Alpha (Relieve Security Valve + Control Valve)	Analysis	Rev2	Vendor	GEN-2	Approval	Rev2
6007-INF-AGE-68-60-6700	Stress Analysis Report - SF –North Beta Plant (Relieve Security Valve + Control Valve)	Analysis	2	Vendor	GEN-2	Approval	2
6007-INF-AGE-68-60-6701	Stress Analysis Report - SF –East Beta Plant (Relieve Security Valve +	Analysis	2	Vendor	GEN-2	Approval	2
6007-INF-AGE-68-60-6702	Stress Analysis Report - SF –South Beta Plant (Relieve Security Valve + Control Valve)	Analysis	2	Vendor	GEN-2	Approval	2
6007-INF-AGE-68-60-6703	Stress Analysis Report - SF –South Beta Plant (Relieve Security Valve + Control Valve)	Analysis	2	Vendor	GEN-2	Approval	2
6007-CAL-AGE-25-52-4100	Calculation report	Calculation	2	Vendor	GEN-2	Approval	Calculation
6007-CAL-AGE-25-52-4200	Calculation report	Calculation	2	Vendor	GEN-2	Approval	Calculation
6007-PLN-AGE-25-52-4200	Cover Sheet	Drawing	1	Vendor	GEN-2	Approval	Drawing
6007-PLN-AGE-25-52-4220	General notes	Drawing	2	Vendor	GEN-2	Approval	Drawing
6007-PLN-AGE-25-52-4240	Foundation	Drawing	2	Vendor	GEN-2	Approval	Drawing
6007-PLN-AGE-25-52-4400	Cover Sheet	Drawing	1	Vendor	GEN-2	Approval	Drawing

6007-PLN-AGE-25-52-4420	General notes	Drawing	2	Vendor	GEN-2	Approval	Drawing
6007-PLN-AGE-25-52-4440	Foundation	Drawing	4	Vendor	GEN-2	Approval	Drawing
6007-CAL-AGE-25-52-8100	Calculation report	Calculation	2	Vendor	GEN-2	Approval	Calculation
6007-CAL-AGE-25-52-8200	Calculation report	Calculation	2	Vendor	GEN-2	Approval	Calculation
6007-PLN-AGE-25-52-8200	Cover Sheet	Drawing	1	Vendor	GEN-2	Approval	Drawing
6007-PLN-AGE-25-52-8220	General notes	Drawing	2	Vendor	GEN-2	Approval	Drawing
6007-PLN-AGE-25-52-8240	Foundation	Drawing	2	Vendor	GEN-2	Approval	Drawing
6007-PLN-AGE-25-52-8400	Cover Sheet	Drawing	1	Vendor	GEN-2	Approval	Drawing
6007-PLN-AGE-25-52-8420	General notes	Drawing	2	Vendor	GEN-2	Approval	Drawing
6007-PLN-AGE-25-52-8440	Foundation	Drawing	4	Vendor	GEN-2	Approval	Drawing
6007-CAL-AGE-25-50-4300	Calculation Report	Calculation	1	Vendor	GEN-2	Approval	Calculation
6007-PLN-AGE-25-54-4300	Cover Sheet	Drawing	3	Vendor	GEN-2	Approval	Drawing
6007-PLN-AGE-25-54-4320	General Notes. Sheet 1	Drawing	2	Vendor	GEN-2	Approval	Drawing
6007-PLN-AGE-25-54-4321	General Notes. Sheet 2	Drawing	0	Vendor	GEN-2	Approval	Drawing
6007-PLN-AGE-25-54-4340	Condenser access catwalk EL 2071.50'	Drawing	3	Vendor	GEN-2	Approval	Drawing
6007-PLN-AGE-25-54-4341	Condenser access catwalk EL 2081.50'	Drawing	3	Vendor	GEN-2	Approval	Drawing
6007-PLN-AGE-25-54-4342	Condenser access catwalk EL 2091.72'	Drawing	3	Vendor	GEN-2	Approval	Drawing
6007-PLN-AGE-25-54-4343	Stairs schematic	Drawing	3	Vendor	GEN-2	Approval	Drawing
6007-CAL-AGE-25-50-8300	Calculation Report	Calculation	1	Vendor	GEN-2	Approval	Calculation
6007-PLN-AGE-25-54-8300	Cover Sheet	Drawing	3	Vendor	GEN-2	Approval	Drawing
6007-PLN-AGE-25-54-8320	General Notes. Sheet 1	Drawing	2	Vendor	GEN-2	Approval	Drawing
6007-PLN-AGE-25-54-8321	General Notes. Sheet 2	Drawing	0	Vendor	GEN-2	Approval	Drawing
6007-PLN-AGE-25-54-8340	Condenser access catwalk EL 2079.50'	Drawing	3	Vendor	GEN-2	Approval	Drawing
6007-PLN-AGE-25-54-8341	Condenser access catwalk EL 2089.50'	Drawing	3	Vendor	GEN-2	Approval	Drawing
6007-PLN-AGE-25-54-8342	Condenser access catwalk EL 2099.72'	Drawing	3	Vendor	GEN-2	Approval	Drawing
6007-PLN-AGE-25-54-8343	Stairs schematic	Drawing	3	Vendor	GEN-2	Approval	Drawing
6007-CAL-AGE-57-54-2200	Calc report. Structural Steel Frames. North-East field	Calculation	6	Vendor	GEN-2	Approval	Calculation
6007-PLN-AGE-57-54-2200	Cover sheet. Structural Steel Frames. North-East field	Drawing	3	Vendor	GEN-2	Approval	Drawing
6007-PLN-AGE-57-54-2201	General notes. Structural Steel Frames. North-East field	Drawing	5	Vendor	GEN-2	Approval	Drawing
6007-PLN-AGE-57-54-2202	Frames and details I. Structural Steel Frames. North-East field	Drawing	5	Vendor	GEN-2	Approval	Drawing
6007-CAL-AGE-57-54-2210	Calc report. Structural Steel Frames. East field	Calculation	6	Vendor	GEN-2	Approval	Calculation
6007-PLN-AGE-57-54-2210	Cover sheet. Structural Steel Frames. East field	Drawing	3	Vendor	GEN-2	Approval	Drawing
6007-PLN-AGE-57-54-2211	General notes. Structural Steel Frames. East field	Drawing	7	Vendor	GEN-2	Approval	Drawing
6007-PLN-AGE-57-54-2212	Frames and details I. Structural Steel Frames. East field	Drawing	6	Vendor	GEN-2	Approval	Drawing
6007-PLN-AGE-57-54-2213	Frames and details II. Structural Steel Frames. East field	Drawing	6	Vendor	GEN-2	Approval	Drawing
6007-CAL-AGE-57-54-2220	Calc report. Structural Steel Frames. North-West field	Calculation	6	Vendor	GEN-2	Approval	Calculation
6007-PLN-AGE-57-54-2220	Cover sheet. Structural Steel Frames. North-West field	Drawing	5	Vendor	GEN-2	Approval	Drawing
6007-PLN-AGE-57-54-2221	General notes. Structural Steel Frames. North-West field	Drawing	7	Vendor	GEN-2	Approval	Drawing
6007-PLN-AGE-57-54-2222	Frames and details I. Structural Steel Frames. North-West field	Drawing	6	Vendor	GEN-2	Approval	Drawing
6007-PLN-AGE-57-54-2223	Frames and details II. Structural Steel Frames. North-West field	Drawing	6	Vendor	GEN-2	Approval	Drawing
6007-PLN-AGE-57-54-2224	Frames and details III. Structural Steel Frames. North-West field	Drawing	6	Vendor	GEN-2	Approval	Drawing
6007-CAL-AGE-57-54-2230	Calc report. Structural Steel Frames. West field	Calculation	6	Vendor	GEN-2	Approval	Calculation
6007-PLN-AGE-57-54-2230	Cover sheet. Structural Steel Frames. West field	Drawing	2	Vendor	GEN-2	Approval	Drawing
6007-PLN-AGE-57-54-2231	General notes. Structural Steel Frames. West field	Drawing	6	Vendor	GEN-2	Approval	Drawing
6007-PLN-AGE-57-54-2232	Frames and details I. Structural Steel Frames. West field	Drawing	5	Vendor	GEN-2	Approval	Drawing
6007-PLN-AGE-57-54-2233	Frames and details II. Structural Steel Frames. West field	Drawing	5	Vendor	GEN-2	Approval	Drawing
6007-CAL-AGE-57-54-4950	Calc report. Structural Steel Frames. PSV East field	Calculation	4	Vendor	GEN-2	Approval	Calculation
6007-PLN-AGE-57-54-4950	Cover sheet. Structural Steel Frames. PSV East field	Drawing	2	Vendor	GEN-2	Approval	Drawing
6007-PLN-AGE-57-54-4951	General notes. Structural Steel Frames. PSV East field	Drawing	4	Vendor	GEN-2	Approval	Drawing
6007-PLN-AGE-57-54-4952	Frames and details I. Structural Steel Frames. PSV East field	Drawing	3	Vendor	GEN-2	Approval	Drawing
6007-CAL-AGE-58-54-3600	Calc report. Structural Steel Frames. North Central Plant	Calculation	4	Vendor	GEN-2	Approval	Calculation
6007-PLN-AGE-58-54-3600	Cover sheet. Structural Steel Frames. North Central Plant	Drawing	3	Vendor	GEN-2	Approval	Drawing
6007-PLN-AGE-58-54-3601	General notes. Structural Steel Frames. North Central Plant	Drawing	4	Vendor	GEN-2	Approval	Drawing
6007-PLN-AGE-58-54-3602	Frames and details I. Structural Steel Frames. North Central Plant	Drawing	3	Vendor	GEN-2	Approval	Drawing
6007-CAL-AGE-57-54-6220	Calc report. Structural Steel Frames. North field	Calculation	4	Vendor	GEN-2	Approval	Calculation
6007-PLN-AGE-57-54-6260	Cover sheet. Structural Steel Frames. North field	Drawing	1	Vendor	GEN-2	Approval	Drawing
6007-PLN-AGE-57-54-6261	General notes. Structural Steel Frames. North field	Drawing	4	Vendor	GEN-2	Approval	Drawing
6007-PLN-AGE-57-54-6262	Frames and details I. Structural Steel Frames. North field	Drawing	2	Vendor	GEN-2	Approval	Drawing
6007-PLN-AGE-57-54-6263	Frames and details II. Structural Steel Frames. North field	Drawing	1	Vendor	GEN-2	Approval	Drawing
6007-PLN-AGE-57-54-6264	Frames and details III. Structural Steel Frames. North field	Drawing	2	Vendor	GEN-2	Approval	Drawing
6007-CAL-AGE-57-54-6200	Calc report. Structural Steel Frames. South field	Calculation	4	Vendor	GEN-2	Approval	Calculation
6007-PLN-AGE-57-54-6200	Cover sheet. Structural Steel Frames. South field	Drawing	1	Vendor	GEN-2	Approval	Drawing
6007-PLN-AGE-57-54-6201	General notes. Structural Steel Frames. South field	Drawing	4	Vendor	GEN-2	Approval	Drawing
6007-PLN-AGE-57-54-6202	Frames and details I. Structural Steel Frames. South field	Drawing	2	Vendor	GEN-2	Approval	Drawing
6007-PLN-AGE-57-54-6203	Frames and details II. Structural Steel Frames. South field	Drawing	1	Vendor	GEN-2	Approval	Drawing
6007-PLN-AGE-57-54-6204	Frames and details III. Structural Steel Frames. South field	Drawing	2	Vendor	GEN-2	Approval	Drawing
6007-PLN-AGE-57-54-6205	Frames and details IV. Structural Steel Frames. South field	Drawing	2	Vendor	GEN-2	Approval	Drawing
6007-CAL-AGE-57-54-6210	Calc report. Structural Steel Frames. West field	Calculation	5	Vendor	GEN-2	Approval	Calculation
6007-PLN-AGE-57-54-6240	Cover sheet. Structural Steel Frames. West field	Drawing	2	Vendor	GEN-2	Approval	Drawing
6007-PLN-AGE-57-54-6241	General notes. Structural Steel Frames. West field	Drawing	4	Vendor	GEN-2	Approval	Drawing
6007-PLN-AGE-57-54-6242	Frames and details I. Structural Steel Frames. West field	Drawing	4	Vendor	GEN-2	Approval	Drawing
6007-CAL-AGE-57-54-6230	Calc report. Structural Steel Frames. Far West field	Calculation	5	Vendor	GEN-2	Approval	Calculation
6007-PLN-AGE-57-54-6280	Cover sheet. Structural Steel Frames. Far West field	Drawing	1	Vendor	GEN-2	Approval	Drawing
6007-PLN-AGE-57-54-6281	General notes. Structural Steel Frames. Far West field	Drawing	4	Vendor	GEN-2	Approval	Drawing
6007-PLN-AGE-57-54-6282	Frames and details I. Structural Steel Frames. Far West field	Drawing	4	Vendor	GEN-2	Approval	Drawing
6007-PLN-AGE-57-54-6283	Frames and details II. Structural Steel Frames. Far West field	Drawing	4	Vendor	GEN-2	Approval	Drawing
6007-CAL-AGE-57-54-7950	Calc report. Structural Steel Frames. PSV East field	Calculation	4	Vendor	GEN-2	Approval	Calculation
6007-PLN-AGE-57-54-7950	Cover sheet. Structural Steel Frames. PSV East field	Drawing	1	Vendor	GEN-2	Approval	Drawing
6007-PLN-AGE-57-54-7951	General notes. Structural Steel Frames. PSV East field	Drawing	3	Vendor	GEN-2	Approval	Drawing
6007-PLN-AGE-57-54-7952	Frames and details I. Structural Steel Frames. PSV East field	Drawing	2	Vendor	GEN-2	Approval	Drawing
6007-CAL-AGE-57-54-7960	Calc report. Structural Steel Frames. PSV West field	Calculation	5	Vendor	GEN-2	Approval	Calculation
6007-PLN-AGE-57-54-7960	Cover sheet. Structural Steel Frames. PSV West field	Drawing	2	Vendor	GEN-2	Approval	Drawing
6007-PLN-AGE-57-54-7961	General notes. Structural Steel Frames. PSV West field	Drawing	4	Vendor	GEN-2	Approval	Drawing
6007-PLN-AGE-57-54-7962	Frames and details I. Structural Steel Frames. PSV West field	Drawing	4	Vendor	GEN-2	Approval	Drawing
6007-CAL-AGE-58-54-6405	Calc report. Structural Steel Frames. South Central Plant	Calculation	4	Vendor	GEN-2	Approval	Calculation
6007-PLN-AGE-58-54-6400	Cover sheet. Structural Steel Frames. South Central Plant	Drawing	2	Vendor	GEN-2	Approval	Drawing
6007-PLN-AGE-58-54-6401	General notes. Structural Steel Frames. South Central Plant	Drawing	4	Vendor	GEN-2	Approval	Drawing
6007-PLN-AGE-58-54-6402	Frames and details I. Structural Steel Frames. South Central Plant	Drawing	3	Vendor	GEN-2	Approval	Drawing
6007-CAL-AGE-58-54-6410	Calc report. Structural Steel Frames. North Central Plant	Calculation	3	Vendor	GEN-2	Approval	Calculation
6007-PLN-AGE-58-54-6410	Cover sheet. Structural Steel Frames. North Central Plant	Drawing	4	Vendor	GEN-2	Approval	Drawing
6007-PLN-AGE-58-54-6411	General notes. Structural Steel Frames. North Central Plant	Drawing	4	Vendor	GEN-2	Approval	Drawing
6007-PLN-AGE-58-54-6412	Frames and details I. Structural Steel Frames. North Central Plant	Drawing	5	Vendor	GEN-2	Approval	Drawing
6007-PLN-AGE-58-54-6413	Frames and details II. Structural Steel Frames. North Central Plant	Drawing	5	Vendor	GEN-2	Approval	Drawing
6007-LIS-AGE-57-65-2001	List of Isometric Drawings	List	Rev. 9	Vendor	GEN-2	Approval	List
6007-PLN-AGE-00-02-L010	Site Plan	Drawing	Rev. 8	Vendor	GEN-2	Approval	Drawing
6007-PLN-AGE-00-02-L001	Solar Field Layout - Alpha Plant	Drawing	Rev. 10	Vendor	GEN-2	Approval	Drawing
6007-LIS-AGE-57-61-2120	Line list _ Alpha	List	Rev. 3	Vendor	GEN-2	Approval	List
NA	Lisega Catalogue for supports	NA	NA	Vendor	GEN-2	Approval	NA
6007-LIS-AGE-57-63-2504	Support List (Loop SF-Alpha Plant)	List	Rev. 2	Vendor	GEN-2	Approval	List
6007-PLN-AGE-57-63-2500	General Mechanical Support	Drawing	Rev. 4	Vendor	GEN-2	Approval	Drawing
6007-PLN-AGE-57-63-2501	General Mechanical Support	Drawing	Rev. 4	Vendor	GEN-2	Approval	Drawing
6007-PLN-AGE-57-63-2502	General Mechanical Support	Drawing	Rev. 3	Vendor	GEN-2	Approval	Drawing
6007-PLN-AGE-57-63-2503	General Mechanical Support	Drawing	Rev. 3	Vendor	GEN-2	Approval	Drawing
6007-PLN-AGE-57-63-2504	General Mechanical Support	Drawing	Rev. 3	Vendor	GEN-2	Approval	Drawing
6007-PLN-AGE-57-63-2505	General Mechanical Support	Drawing	Rev. 3	Vendor	GEN-2	Approval	Drawing
6007-PLN-AGE-57-63-2506	General Mechanical Support	Drawing	Rev. 3	Vendor	GEN-2	Approval	Drawing
6007-PLN-AGE-57-63-2507	General Mechanical Support	Drawing	Rev. 3	Vendor	GEN-2	Approval	Drawing
6007-PLN-AGE-57-63-2508	General Mechanical Support	Drawing	Rev. 3	Vendor	GEN-2	Approval	Drawing
6007-PLN-AGE-57-63-2509	General Mechanical Support	Drawing	Rev. 3	Vendor	GEN-2	Approval	Drawing
6007-PLN-AGE-57-63-2510	General Mechanical Support	Drawing	Rev. 3	Vendor	GEN-2	Approval	Drawing
6007-PLN-AGE-57-63-2511	General Mechanical Support	Drawing	Rev. 3	Vendor	GEN-2	Approval	Drawing
6007-PLN-AGE-57-63-2512	General Mechanical Support	Drawing	Rev. 3	Vendor	GEN-2	Approval	Drawing
6007-PLN-AGE-57-63-2513	General Mechanical Support	Drawing	Rev. 3	Vendor	GEN-2	Approval	Drawing
6007-PLN-AGE-57-63-2514	General Mechanical Support	Drawing	Rev. 3	Vendor	GEN-2	Approval	Drawing
6007-PLN-AGE-57-63-2515	General Mechanical Support	Drawing	Rev. 3	Vendor	GEN-2	Approval	Drawing
6007-PLN-AGE-57-63-2527	General Mechanical Support	Drawing	Rev. 3	Vendor	GEN-2	Approval	Drawing
6007-PLN-AGE-57-63-2528	General Mechanical Support	Drawing	Rev. 3	Vendor	GEN-2	Approval	Drawing
6007-PLN-AGE-57-63-2529	General Mechanical Support	Drawing	Rev. 3	Vendor	GEN-2	Approval	Drawing
6007-PLN-AGE-57-63-2531	General Mechanical Support	Drawing	Rev. 3	Vendor	GEN-2	Approval	Drawing
6007-PLN-AGE-57-63-2532	General Mechanical Support	Drawing	Rev. 4	Vendor	GEN-2	Approval	Drawing
6007-PLN-AGE-57-63-2533	General Mechanical Support	Drawing	Rev. 4	Vendor	GEN-2	Approval	Drawing
6007-PLN-AGE-57-63-2534	General Mechanical Support	Drawing	Rev. 3	Vendor	GEN-2	Approval	Drawing
6007-PLN-AGE-57-63-2535	General Mechanical Support	Drawing	Rev. 3	Vendor	GEN-2	Approval	Drawing
6007-PLN-AGE-57-63-2536	General Mechanical Support	Drawing	Rev. 3	Vendor	GEN-2	Approval	Drawing
6007-PLN-AGE-57-63-2537	General Mechanical Support	Drawing	Rev. 3	Vendor	GEN-2	Approval	Drawing
6007-PLN-AGE-57-63-2538	General Mechanical Support	Drawing	Rev. 3	Vendor	GEN-2	Approval	Drawing
6007-PLN-AGE-57-63-2539	General Mechanical Support	Drawing	Rev. 3	Vendor	GEN-2	Approval	Drawing
6007-PLN-AGE-57-63-2540	General Mechanical Support	Drawing	Rev. 3	Vendor	GEN-2	Approval	Drawing
6007-PLN-AGE-57-63-2541	General Mechanical Support	Drawing	Rev. 3	Vendor	GEN-2	Approval	Drawing
6007-PLN-AGE-57-63-2542	General Mechanical Support	Drawing	Rev. 3	Vendor	GEN-2	Approval	Drawing

6007-PLN-AGE-57-63-2552	General Mechanical Support	Drawing	Rev. 3	Vendor	GEN-2	Approval	Drawing
6007-PLN-AGE-57-63-2553	General Mechanical Support	Drawing	Rev. 3	Vendor	GEN-2	Approval	Drawing
6007-PLN-AGE-57-63-2554	General Mechanical Support	Drawing	Rev. 3	Vendor	GEN-2	Approval	Drawing
6007-PLN-AGE-57-63-2555	General Mechanical Support	Drawing	Rev. 3	Vendor	GEN-2	Approval	Drawing
6007-PLN-AGE-57-63-2556	General Mechanical Support	Drawing	Rev. 3	Vendor	GEN-2	Approval	Drawing
6007-PLN-AGE-57-63-2557	General Mechanical Support	Drawing	Rev. 3	Vendor	GEN-2	Approval	Drawing
6007-PLN-AGE-57-63-2558	General Mechanical Support	Drawing	Rev. 3	Vendor	GEN-2	Approval	Drawing
6007-PLN-AGE-57-63-2559	General Mechanical Support	Drawing	Rev. 3	Vendor	GEN-2	Approval	Drawing
6007-PLN-AGE-57-63-2560	General Mechanical Support	Drawing	Rev. 3	Vendor	GEN-2	Approval	Drawing
6007-PLN-AGE-57-63-2561	General Mechanical Support	Drawing	Rev. 3	Vendor	GEN-2	Approval	Drawing
6007-PLN-AGE-57-63-2577	General Mechanical Support	Drawing	Rev. 3	Vendor	GEN-2	Approval	Drawing
6007-PLN-AGE-57-63-2578	General Mechanical Support	Drawing	Rev. 3	Vendor	GEN-2	Approval	Drawing
6007-PLN-AGE-57-63-2579	General Mechanical Support	Drawing	Rev. 3	Vendor	GEN-2	Approval	Drawing
6007-PLN-AGE-57-63-2580	General Mechanical Support	Drawing	Rev. 3	Vendor	GEN-2	Approval	Drawing
6007-PLN-AGE-57-63-2581	General Mechanical Support	Drawing	Rev. 3	Vendor	GEN-2	Approval	Drawing
6007-PLN-AGE-57-63-2582	General Mechanical Support	Drawing	Rev. 3	Vendor	GEN-2	Approval	Drawing
6007-PLN-AGE-57-63-2583	General Mechanical Support	Drawing	Rev. 3	Vendor	GEN-2	Approval	Drawing
6007-PLN-AGE-57-63-2584	General Mechanical Support	Drawing	Rev. 3	Vendor	GEN-2	Approval	Drawing
6007-PLN-AGE-57-63-2585	General Mechanical Support	Drawing	Rev. 3	Vendor	GEN-2	Approval	Drawing
6007-PLN-AGE-57-63-2586	General Mechanical Support	Drawing	Rev. 3	Vendor	GEN-2	Approval	Drawing
6007-PLN-AGE-57-63-2587	General Mechanical Support	Drawing	Rev. 3	Vendor	GEN-2	Approval	Drawing
6007-PLN-AGE-57-63-2588	General Mechanical Support	Drawing	Rev. 3	Vendor	GEN-2	Approval	Drawing
6007-LIS-AGE-57-63-2300	Support List (PSV & Co. Valve SF-Alpha)	LIst	Rev. 0	Vendor	GEN-2	Approval	LIst
6007-PLN-AGE-57-63-2300	General Mechanical Support	Drawing	Rev. 0	Vendor	GEN-2	Approval	Drawing
6007-PLN-AGE-57-63-2301	General Mechanical Support	Drawing	Rev. 0	Vendor	GEN-2	Approval	Drawing
6007-PLN-AGE-57-63-2302	General Mechanical Support	Drawing	Rev. 0	Vendor	GEN-2	Approval	Drawing
6007-PLN-AGE-57-63-2303	General Mechanical Support	Drawing	Rev. 0	Vendor	GEN-2	Approval	Drawing
6007-PLN-AGE-57-63-2304	General Mechanical Support	Drawing	Rev. 0	Vendor	GEN-2	Approval	Drawing
6007-PLN-AGE-57-63-2305	General Mechanical Support	Drawing	Rev. 0	Vendor	GEN-2	Approval	Drawing
6007-PLN-AGE-57-63-2306	General Mechanical Support	Drawing	Rev. 0	Vendor	GEN-2	Approval	Drawing
6007-PLN-AGE-57-63-2307	General Mechanical Support	Drawing	Rev. 0	Vendor	GEN-2	Approval	Drawing
6007-PLN-AGE-57-63-2308	General Mechanical Support	Drawing	Rev. 0	Vendor	GEN-2	Approval	Drawing
6007-PLN-AGE-57-63-2309	General Mechanical Support	Drawing	Rev. 0	Vendor	GEN-2	Approval	Drawing
6007-PLN-AGE-57-63-2310	General Mechanical Support	Drawing	Rev. 0	Vendor	GEN-2	Approval	Drawing
6007-PLN-AGE-57-63-2311	General Mechanical Support	Drawing	Rev. 0	Vendor	GEN-2	Approval	Drawing
6007-PLN-AGE-57-63-2312	General Mechanical Support	Drawing	Rev. 0	Vendor	GEN-2	Approval	Drawing
6007-LIS-AGE-57-63-2001	Support List (Solar Field-Alpha Plant)	LIst	Rev. 2	Vendor	GEN-2	Approval	LIst
6007-LIS-AGE-57-63-2002	Support List (Solar Field-Alpha Plant)	LIst	Rev. 1	Vendor	GEN-2	Approval	LIst
6007-LIS-AGE-57-63-2003	Support List (Solar Field-Alpha Plant)	LIst	Rev. 2	Vendor	GEN-2	Approval	LIst
6007-LIS-AGE-57-63-2004	Support List (Solar Field-Alpha Plant)	LIst	Rev. 4	Vendor	GEN-2	Approval	LIst
6007-LIS-AGE-57-63-2301	Support List (Solar Field-Alpha Plant)	LIst	Rev. 1	Vendor	GEN-2	Approval	LIst
6007-PLN-AGE-57-63-2050	HTF pipe Atypical Support (SF-Alpha)	Drawing	Rev. 8	Vendor	GEN-2	Approval	Drawing
6007-LIS-AGE-57-65-6003	List of Isometric Drawings	LIst	Rev. 3	Vendor	GEN-2	Approval	LIst
6007-PLN-AGE-00-02-L010	Site Plan	Drawing	Rev. 8	Vendor	GEN-2	Approval	Drawing
6007-PLN-AGE-00-02-L002	Solar Field Layout - Beta Plant	Drawing	Rev. 10	Vendor	GEN-2	Approval	Drawing
6007-LIS-AGE-57-61-6120	Line list _ Beta	LIst	Rev. 2	Vendor	GEN-2	Approval	LIst
NA	Lisega Catalogue for supports	NA	NA	Vendor	GEN-2	Approval	NA
6007-LIS-AGE-57-63-6504	Support List (Loop SF-Beta Plant)	LIst	Rev. 4	Vendor	GEN-2	Approval	LIst
6007-PLN-AGE-57-63-6500	General Mechanical Support	Drawing	Rev. 4	Vendor	GEN-2	Approval	Drawing
6007-PLN-AGE-57-63-6501	General Mechanical Support	Drawing	Rev. 4	Vendor	GEN-2	Approval	Drawing
6007-PLN-AGE-57-63-6502	General Mechanical Support	Drawing	Rev. 4	Vendor	GEN-2	Approval	Drawing
6007-PLN-AGE-57-63-6503	General Mechanical Support	Drawing	Rev. 4	Vendor	GEN-2	Approval	Drawing
6007-PLN-AGE-57-63-6504	General Mechanical Support	Drawing	Rev. 4	Vendor	GEN-2	Approval	Drawing
6007-PLN-AGE-57-63-6505	General Mechanical Support	Drawing	Rev. 3	Vendor	GEN-2	Approval	Drawing
6007-PLN-AGE-57-63-6506	General Mechanical Support	Drawing	Rev. 3	Vendor	GEN-2	Approval	Drawing
6007-PLN-AGE-57-63-6507	General Mechanical Support	Drawing	Rev. 3	Vendor	GEN-2	Approval	Drawing
6007-PLN-AGE-57-63-6508	General Mechanical Support	Drawing	Rev. 3	Vendor	GEN-2	Approval	Drawing
6007-PLN-AGE-57-63-6509	General Mechanical Support	Drawing	Rev. 3	Vendor	GEN-2	Approval	Drawing
6007-PLN-AGE-57-63-6527	General Mechanical Support	Drawing	Rev. 4	Vendor	GEN-2	Approval	Drawing
6007-PLN-AGE-57-63-6528	General Mechanical Support	Drawing	Rev. 4	Vendor	GEN-2	Approval	Drawing
6007-PLN-AGE-57-63-6529	General Mechanical Support	Drawing	Rev. 4	Vendor	GEN-2	Approval	Drawing
6007-PLN-AGE-57-63-6530	General Mechanical Support	Drawing	Rev. 4	Vendor	GEN-2	Approval	Drawing
6007-PLN-AGE-57-63-6552	General Mechanical Support	Drawing	Rev. 4	Vendor	GEN-2	Approval	Drawing
6007-PLN-AGE-57-63-6553	General Mechanical Support	Drawing	Rev. 4	Vendor	GEN-2	Approval	Drawing
6007-PLN-AGE-57-63-6554	General Mechanical Support	Drawing	Rev. 4	Vendor	GEN-2	Approval	Drawing
6007-PLN-AGE-57-63-6555	General Mechanical Support	Drawing	Rev. 4	Vendor	GEN-2	Approval	Drawing
6007-PLN-AGE-57-63-6556	General Mechanical Support	Drawing	Rev. 3	Vendor	GEN-2	Approval	Drawing
6007-PLN-AGE-57-63-6557	General Mechanical Support	Drawing	Rev. 3	Vendor	GEN-2	Approval	Drawing
6007-PLN-AGE-57-63-6558	General Mechanical Support	Drawing	Rev. 3	Vendor	GEN-2	Approval	Drawing
6007-PLN-AGE-57-63-6559	General Mechanical Support	Drawing	Rev. 3	Vendor	GEN-2	Approval	Drawing
6007-PLN-AGE-57-63-6577	General Mechanical Support	Drawing	Rev. 3	Vendor	GEN-2	Approval	Drawing
6007-PLN-AGE-57-63-6578	General Mechanical Support	Drawing	Rev. 3	Vendor	GEN-2	Approval	Drawing
6007-PLN-AGE-57-63-6579	General Mechanical Support	Drawing	Rev. 3	Vendor	GEN-2	Approval	Drawing
6007-PLN-AGE-57-63-6580	General Mechanical Support	Drawing	Rev. 3	Vendor	GEN-2	Approval	Drawing
6007-PLN-AGE-57-63-6600	General Mechanical Support	Drawing	Rev. 3	Vendor	GEN-2	Approval	Drawing
6007-PLN-AGE-57-63-6601	General Mechanical Support	Drawing	Rev. 3	Vendor	GEN-2	Approval	Drawing
6007-PLN-AGE-57-63-6602	General Mechanical Support	Drawing	Rev. 3	Vendor	GEN-2	Approval	Drawing
6007-PLN-AGE-57-63-6603	General Mechanical Support	Drawing	Rev. 3	Vendor	GEN-2	Approval	Drawing
6007-PLN-AGE-57-63-6604	General Mechanical Support	Drawing	Rev. 3	Vendor	GEN-2	Approval	Drawing
6007-PLN-AGE-57-63-6605	General Mechanical Support	Drawing	Rev. 4	Vendor	GEN-2	Approval	Drawing
6007-PLN-AGE-57-63-6606	General Mechanical Support	Drawing	Rev. 2	Vendor	GEN-2	Approval	Drawing
6007-PLN-AGE-57-63-6607	General Mechanical Support	Drawing	Rev. 2	Vendor	GEN-2	Approval	Drawing
6007-PLN-AGE-57-63-6608	General Mechanical Support	Drawing	Rev. 1	Vendor	GEN-2	Approval	Drawing
6007-PLN-AGE-57-63-6625	General Mechanical Support	Drawing	Rev. 6	Vendor	GEN-2	Approval	Drawing
6007-PLN-AGE-57-63-6626	General Mechanical Support	Drawing	Rev. 6	Vendor	GEN-2	Approval	Drawing
6007-PLN-AGE-57-63-6627	General Mechanical Support	Drawing	Rev. 5	Vendor	GEN-2	Approval	Drawing
6007-PLN-AGE-57-63-6628	General Mechanical Support	Drawing	Rev. 5	Vendor	GEN-2	Approval	Drawing
6007-PLN-AGE-57-63-6629	General Mechanical Support	Drawing	Rev. 3	Vendor	GEN-2	Approval	Drawing
6007-PLN-AGE-57-63-6630	General Mechanical Support	Drawing	Rev. 4	Vendor	GEN-2	Approval	Drawing
6007-PLN-AGE-57-63-6650	General Mechanical Support	Drawing	Rev. 5	Vendor	GEN-2	Approval	Drawing
6007-PLN-AGE-57-63-6651	General Mechanical Support	Drawing	Rev. 5	Vendor	GEN-2	Approval	Drawing
6007-PLN-AGE-57-63-6652	General Mechanical Support	Drawing	Rev. 5	Vendor	GEN-2	Approval	Drawing
6007-PLN-AGE-57-63-6653	General Mechanical Support	Drawing	Rev. 5	Vendor	GEN-2	Approval	Drawing
6007-PLN-AGE-57-63-6654	General Mechanical Support	Drawing	Rev. 4	Vendor	GEN-2	Approval	Drawing
6007-PLN-AGE-57-63-6655	General Mechanical Support	Drawing	Rev. 2	Vendor	GEN-2	Approval	Drawing
6007-PLN-AGE-57-63-6656	General Mechanical Support	Drawing	Rev. 2	Vendor	GEN-2	Approval	Drawing
6007-PLN-AGE-57-63-6657	General Mechanical Support	Drawing	Rev. 1	Vendor	GEN-2	Approval	Drawing
6007-PLN-AGE-57-63-6658	General Mechanical Support	Drawing	Rev. 1	Vendor	GEN-2	Approval	Drawing
6007-PLN-AGE-57-63-6659	General Mechanical Support	Drawing	Rev. 1	Vendor	GEN-2	Approval	Drawing
6007-PLN-AGE-57-63-6660	General Mechanical Support	Drawing	Rev. 1	Vendor	GEN-2	Approval	Drawing
6007-PLN-AGE-57-63-6661	General Mechanical Support	Drawing	Rev. 1	Vendor	GEN-2	Approval	Drawing
6007-LIS-AGE-57-63-6300	Support List (PSV & Co. Valve SF-Beta)	LIst	Rev. 0	Vendor	GEN-2	Approval	LIst
6007-PLN-AGE-57-63-6300	General Mechanical Support	Drawing	Rev. 0	Vendor	GEN-2	Approval	Drawing
6007-PLN-AGE-57-63-6301	General Mechanical Support	Drawing	Rev. 0	Vendor	GEN-2	Approval	Drawing
6007-PLN-AGE-57-63-6302	General Mechanical Support	Drawing	Rev. 0	Vendor	GEN-2	Approval	Drawing
6007-PLN-AGE-57-63-6303	General Mechanical Support	Drawing	Rev. 0	Vendor	GEN-2	Approval	Drawing
6007-PLN-AGE-57-63-6304	General Mechanical Support	Drawing	Rev. 0	Vendor	GEN-2	Approval	Drawing
6007-PLN-AGE-57-63-6305	General Mechanical Support	Drawing	Rev. 0	Vendor	GEN-2	Approval	Drawing
6007-PLN-AGE-57-63-6306	General Mechanical Support	Drawing	Rev. 0	Vendor	GEN-2	Approval	Drawing
6007-PLN-AGE-57-63-6307	General Mechanical Support	Drawing	Rev. 0	Vendor	GEN-2	Approval	Drawing
6007-PLN-AGE-57-63-6308	General Mechanical Support	Drawing	Rev. 0	Vendor	GEN-2	Approval	Drawing
6007-PLN-AGE-57-63-6309	General Mechanical Support	Drawing	Rev. 0	Vendor	GEN-2	Approval	Drawing
6007-PLN-AGE-57-63-6310	General Mechanical Support	Drawing	Rev. 0	Vendor	GEN-2	Approval	Drawing
6007-LIS-AGE-57-63-6001	Support List (Solar Field-Beta Plant)	LIst	Rev. 3	Vendor	GEN-2	Approval	LIst
6007-LIS-AGE-57-63-6002	Support List (Solar Field-Beta Plant)	LIst	Rev. 2	Vendor	GEN-2	Approval	LIst
6007-LIS-AGE-57-63-6003	Support List (Solar Field-Beta Plant)	LIst	Rev. 3	Vendor	GEN-2	Approval	LIst
6007-LIS-AGE-57-63-6004	Support List (Solar Field-Beta Plant)	LIst	Rev. 1	Vendor	GEN-2	Approval	LIst
6007-LIS-AGE-57-63-6301	Support List (Solar Field-Beta Plant)	LIst	Rev. 0	Vendor	GEN-2	Approval	LIst
6007-PLN-AGE-57-63-6050	HTF pipe Atypical Support (SF-Beta)	Drawing	Rev. 6	Vendor	GEN-2	Approval	Drawing
6007-LIS-AGE-57-65-2001	List of Isometric Drawings	LIst	Rev. 9	Vendor	GEN-2	Approval	LIst
6007-PLN-AGE-00-02-L010	Site Plan	Drawing	Rev. 8	Vendor	GEN-2	Approval	Drawing
6007-PLN-AGE-00-02-L001	Solar Field Layout - Alpha Plant	Drawing	Rev. 10	Vendor	GEN-2	Approval	Drawing
6007-LIS-AGE-57-61-2120	Line list _ Alpha	LIst	Rev. 3	Vendor	GEN-2	Approval	LIst
NA	Lisega Catalogue for supports	Letter	NA	Vendor	GEN-2	Approval	NA
6007-LIS-AGE-57-63-2504	Support List (Loop SF-Alpha Plant)	LIst	Rev. 2	Vendor	GEN-2	Approval	LIst
6007-PLN-AGE-57-63-2500	General Mechanical Support	Drawing	Rev. 4	Vendor	GEN-2	Approval	Drawing
6007-PLN-AGE-57-63-2501	General Mechanical Support	Drawing	Rev. 4	Vendor	GEN-2	Approval	Drawing
6007-PLN-AGE-57-63-2502	General Mechanical Support	Drawing	Rev. 3	Vendor	GEN-2	Approval	Drawing
6007-PLN-AGE-57-63-2503	General Mechanical Support	Drawing	Rev. 3	Vendor	GEN-2	Approval	Drawing
6007-PLN-AGE-57-63-2504	General Mechanical Support	Drawing	Rev. 3	Vendor	GEN-2	Approval	Drawing
6007-PLN-AGE-57-63-2505	General Mechanical Support	Drawing	Rev. 3	Vendor	GEN-2	Approval	Drawing
6007-PLN-AGE-57-63-2506	General Mechanical Support	Drawing	Rev. 3	Vendor	GEN-2	Approval	Drawing

6007-PLN-AGE-57-63-2507	General Mechanical Support	Drawing	Rev. 3	Vendor	GEN-2	Approval	Drawing
6007-PLN-AGE-57-63-2508	General Mechanical Support	Drawing	Rev. 3	Vendor	GEN-2	Approval	Drawing
6007-PLN-AGE-57-63-2509	General Mechanical Support	Drawing	Rev. 3	Vendor	GEN-2	Approval	Drawing
6007-PLN-AGE-57-63-2510	General Mechanical Support	Drawing	Rev. 3	Vendor	GEN-2	Approval	Drawing
6007-PLN-AGE-57-63-2511	General Mechanical Support	Drawing	Rev. 3	Vendor	GEN-2	Approval	Drawing
6007-PLN-AGE-57-63-2512	General Mechanical Support	Drawing	Rev. 3	Vendor	GEN-2	Approval	Drawing
6007-PLN-AGE-57-63-2513	General Mechanical Support	Drawing	Rev. 3	Vendor	GEN-2	Approval	Drawing
6007-PLN-AGE-57-63-2514	General Mechanical Support	Drawing	Rev. 3	Vendor	GEN-2	Approval	Drawing
6007-PLN-AGE-57-63-2515	General Mechanical Support	Drawing	Rev. 3	Vendor	GEN-2	Approval	Drawing
6007-PLN-AGE-57-63-2527	General Mechanical Support	Drawing	Rev. 3	Vendor	GEN-2	Approval	Drawing
6007-PLN-AGE-57-63-2528	General Mechanical Support	Drawing	Rev. 3	Vendor	GEN-2	Approval	Drawing
6007-PLN-AGE-57-63-2529	General Mechanical Support	Drawing	Rev. 3	Vendor	GEN-2	Approval	Drawing
6007-PLN-AGE-57-63-2531	General Mechanical Support	Drawing	Rev. 3	Vendor	GEN-2	Approval	Drawing
6007-PLN-AGE-57-63-2532	General Mechanical Support	Drawing	Rev. 4	Vendor	GEN-2	Approval	Drawing
6007-PLN-AGE-57-63-2533	General Mechanical Support	Drawing	Rev. 4	Vendor	GEN-2	Approval	Drawing
6007-PLN-AGE-57-63-2534	General Mechanical Support	Drawing	Rev. 3	Vendor	GEN-2	Approval	Drawing
6007-PLN-AGE-57-63-2535	General Mechanical Support	Drawing	Rev. 3	Vendor	GEN-2	Approval	Drawing
6007-PLN-AGE-57-63-2536	General Mechanical Support	Drawing	Rev. 3	Vendor	GEN-2	Approval	Drawing
6007-PLN-AGE-57-63-2537	General Mechanical Support	Drawing	Rev. 3	Vendor	GEN-2	Approval	Drawing
6007-PLN-AGE-57-63-2538	General Mechanical Support	Drawing	Rev. 3	Vendor	GEN-2	Approval	Drawing
6007-PLN-AGE-57-63-2539	General Mechanical Support	Drawing	Rev. 3	Vendor	GEN-2	Approval	Drawing
6007-PLN-AGE-57-63-2540	General Mechanical Support	Drawing	Rev. 3	Vendor	GEN-2	Approval	Drawing
6007-PLN-AGE-57-63-2541	General Mechanical Support	Drawing	Rev. 3	Vendor	GEN-2	Approval	Drawing
6007-PLN-AGE-57-63-2542	General Mechanical Support	Drawing	Rev. 3	Vendor	GEN-2	Approval	Drawing
6007-PLN-AGE-57-63-2552	General Mechanical Support	Drawing	Rev. 3	Vendor	GEN-2	Approval	Drawing
6007-PLN-AGE-57-63-2553	General Mechanical Support	Drawing	Rev. 3	Vendor	GEN-2	Approval	Drawing
6007-PLN-AGE-57-63-2554	General Mechanical Support	Drawing	Rev. 3	Vendor	GEN-2	Approval	Drawing
6007-PLN-AGE-57-63-2555	General Mechanical Support	Drawing	Rev. 3	Vendor	GEN-2	Approval	Drawing
6007-PLN-AGE-57-63-2556	General Mechanical Support	Drawing	Rev. 3	Vendor	GEN-2	Approval	Drawing
6007-PLN-AGE-57-63-2557	General Mechanical Support	Drawing	Rev. 3	Vendor	GEN-2	Approval	Drawing
6007-PLN-AGE-57-63-2558	General Mechanical Support	Drawing	Rev. 3	Vendor	GEN-2	Approval	Drawing
6007-PLN-AGE-57-63-2559	General Mechanical Support	Drawing	Rev. 3	Vendor	GEN-2	Approval	Drawing
6007-PLN-AGE-57-63-2560	General Mechanical Support	Drawing	Rev. 3	Vendor	GEN-2	Approval	Drawing
6007-PLN-AGE-57-63-2561	General Mechanical Support	Drawing	Rev. 3	Vendor	GEN-2	Approval	Drawing
6007-PLN-AGE-57-63-2577	General Mechanical Support	Drawing	Rev. 3	Vendor	GEN-2	Approval	Drawing
6007-PLN-AGE-57-63-2578	General Mechanical Support	Drawing	Rev. 3	Vendor	GEN-2	Approval	Drawing
6007-PLN-AGE-57-63-2579	General Mechanical Support	Drawing	Rev. 3	Vendor	GEN-2	Approval	Drawing
6007-PLN-AGE-57-63-2580	General Mechanical Support	Drawing	Rev. 3	Vendor	GEN-2	Approval	Drawing
6007-PLN-AGE-57-63-2581	General Mechanical Support	Drawing	Rev. 3	Vendor	GEN-2	Approval	Drawing
6007-PLN-AGE-57-63-2582	General Mechanical Support	Drawing	Rev. 3	Vendor	GEN-2	Approval	Drawing
6007-PLN-AGE-57-63-2583	General Mechanical Support	Drawing	Rev. 3	Vendor	GEN-2	Approval	Drawing
6007-PLN-AGE-57-63-2584	General Mechanical Support	Drawing	Rev. 3	Vendor	GEN-2	Approval	Drawing
6007-PLN-AGE-57-63-2585	General Mechanical Support	Drawing	Rev. 3	Vendor	GEN-2	Approval	Drawing
6007-PLN-AGE-57-63-2586	General Mechanical Support	Drawing	Rev. 3	Vendor	GEN-2	Approval	Drawing
6007-PLN-AGE-57-63-2587	General Mechanical Support	Drawing	Rev. 3	Vendor	GEN-2	Approval	Drawing
6007-PLN-AGE-57-63-2588	General Mechanical Support	Drawing	Rev. 3	Vendor	GEN-2	Approval	Drawing
6007-LIS-AGE-57-63-2300	Support List (PSV & Co. Valve SF-Alpha)	LIst	Rev. 0	Vendor	GEN-2	Approval	LIst
6007-PLN-AGE-57-63-2300	General Mechanical Support	Drawing	Rev. 0	Vendor	GEN-2	Approval	Drawing
6007-PLN-AGE-57-63-2301	General Mechanical Support	Drawing	Rev. 0	Vendor	GEN-2	Approval	Drawing
6007-PLN-AGE-57-63-2302	General Mechanical Support	Drawing	Rev. 0	Vendor	GEN-2	Approval	Drawing
6007-PLN-AGE-57-63-2303	General Mechanical Support	Drawing	Rev. 0	Vendor	GEN-2	Approval	Drawing
6007-PLN-AGE-57-63-2304	General Mechanical Support	Drawing	Rev. 0	Vendor	GEN-2	Approval	Drawing
6007-PLN-AGE-57-63-2305	General Mechanical Support	Drawing	Rev. 0	Vendor	GEN-2	Approval	Drawing
6007-PLN-AGE-57-63-2306	General Mechanical Support	Drawing	Rev. 0	Vendor	GEN-2	Approval	Drawing
6007-PLN-AGE-57-63-2307	General Mechanical Support	Drawing	Rev. 0	Vendor	GEN-2	Approval	Drawing
6007-PLN-AGE-57-63-2308	General Mechanical Support	Drawing	Rev. 0	Vendor	GEN-2	Approval	Drawing
6007-PLN-AGE-57-63-2309	General Mechanical Support	Drawing	Rev. 0	Vendor	GEN-2	Approval	Drawing
6007-PLN-AGE-57-63-2310	General Mechanical Support	Drawing	Rev. 0	Vendor	GEN-2	Approval	Drawing
6007-PLN-AGE-57-63-2311	General Mechanical Support	Drawing	Rev. 0	Vendor	GEN-2	Approval	Drawing
6007-PLN-AGE-57-63-2312	General Mechanical Support	Drawing	Rev. 0	Vendor	GEN-2	Approval	Drawing
6007-LIS-AGE-57-63-2001	Support List (Solar Field-Alpha Plant)	LIst	Rev. 2	Vendor	GEN-2	Approval	LIst
6007-LIS-AGE-57-63-2002	Support List (Solar Field-Alpha Plant)	LIst	Rev. 1	Vendor	GEN-2	Approval	LIst
6007-LIS-AGE-57-63-2003	Support List (Solar Field-Alpha Plant)	LIst	Rev. 2	Vendor	GEN-2	Approval	LIst
6007-LIS-AGE-57-63-2004	Support List (Solar Field-Alpha Plant)	LIst	Rev. 4	Vendor	GEN-2	Approval	LIst
6007-LIS-AGE-57-63-2301	Support List (Solar Field-Alpha Plant)	LIst	Rev. 1	Vendor	GEN-2	Approval	LIst
6007-PLN-AGE-57-63-2050	HTF pipe Atypical Support (SF-Alpha)	Drawing	Rev. 8	Vendor	GEN-2	Approval	Drawing
6007-LIS-AGE-57-65-2001	List of Isometric Drawings	LIst	Rev. 9	Vendor	GEN-2	Approval	LIst
6007-PLN-AGE-00-02-L010	Site Plan	Drawing	Rev. 8	Vendor	GEN-2	Approval	Drawing
6007-PLN-AGE-00-02-L001	Solar Field Layout - Alpha Plant	Drawing	Rev. 10	Vendor	GEN-2	Approval	Drawing
6007-LIS-AGE-57-61-2120	Line list _ Alpha	LIst	Rev. 3	Vendor	GEN-2	Approval	LIst
letter	Lisega Catalogue for supports	letter		Vendor	GEN-2	Approval	letter
6007-LIS-AGE-57-63-2504	Support List (Loop SF-Alpha Plant)	LIst	Rev. 2	Vendor	GEN-2	Approval	LIst
6007-PLN-AGE-57-63-2500	General Mechanical Support	Drawing	Rev. 4	Vendor	GEN-2	Approval	Drawing
6007-PLN-AGE-57-63-2501	General Mechanical Support	Drawing	Rev. 4	Vendor	GEN-2	Approval	Drawing
6007-PLN-AGE-57-63-2502	General Mechanical Support	Drawing	Rev. 3	Vendor	GEN-2	Approval	Drawing
6007-PLN-AGE-57-63-2503	General Mechanical Support	Drawing	Rev. 3	Vendor	GEN-2	Approval	Drawing
6007-PLN-AGE-57-63-2504	General Mechanical Support	Drawing	Rev. 3	Vendor	GEN-2	Approval	Drawing
6007-PLN-AGE-57-63-2505	General Mechanical Support	Drawing	Rev. 3	Vendor	GEN-2	Approval	Drawing
6007-PLN-AGE-57-63-2506	General Mechanical Support	Drawing	Rev. 3	Vendor	GEN-2	Approval	Drawing
6007-PLN-AGE-57-63-2507	General Mechanical Support	Drawing	Rev. 3	Vendor	GEN-2	Approval	Drawing
6007-PLN-AGE-57-63-2508	General Mechanical Support	Drawing	Rev. 3	Vendor	GEN-2	Approval	Drawing
6007-PLN-AGE-57-63-2509	General Mechanical Support	Drawing	Rev. 3	Vendor	GEN-2	Approval	Drawing
6007-PLN-AGE-57-63-2510	General Mechanical Support	Drawing	Rev. 3	Vendor	GEN-2	Approval	Drawing
6007-PLN-AGE-57-63-2511	General Mechanical Support	Drawing	Rev. 3	Vendor	GEN-2	Approval	Drawing
6007-PLN-AGE-57-63-2512	General Mechanical Support	Drawing	Rev. 3	Vendor	GEN-2	Approval	Drawing
6007-PLN-AGE-57-63-2513	General Mechanical Support	Drawing	Rev. 3	Vendor	GEN-2	Approval	Drawing
6007-PLN-AGE-57-63-2514	General Mechanical Support	Drawing	Rev. 3	Vendor	GEN-2	Approval	Drawing
6007-PLN-AGE-57-63-2515	General Mechanical Support	Drawing	Rev. 3	Vendor	GEN-2	Approval	Drawing
6007-PLN-AGE-57-63-2527	General Mechanical Support	Drawing	Rev. 3	Vendor	GEN-2	Approval	Drawing
6007-PLN-AGE-57-63-2528	General Mechanical Support	Drawing	Rev. 3	Vendor	GEN-2	Approval	Drawing
6007-PLN-AGE-57-63-2529	General Mechanical Support	Drawing	Rev. 3	Vendor	GEN-2	Approval	Drawing
6007-PLN-AGE-57-63-2531	General Mechanical Support	Drawing	Rev. 3	Vendor	GEN-2	Approval	Drawing
6007-PLN-AGE-57-63-2532	General Mechanical Support	Drawing	Rev. 4	Vendor	GEN-2	Approval	Drawing
6007-PLN-AGE-57-63-2533	General Mechanical Support	Drawing	Rev. 4	Vendor	GEN-2	Approval	Drawing
6007-PLN-AGE-57-63-2534	General Mechanical Support	Drawing	Rev. 3	Vendor	GEN-2	Approval	Drawing
6007-PLN-AGE-57-63-2535	General Mechanical Support	Drawing	Rev. 3	Vendor	GEN-2	Approval	Drawing
6007-PLN-AGE-57-63-2536	General Mechanical Support	Drawing	Rev. 3	Vendor	GEN-2	Approval	Drawing
6007-PLN-AGE-57-63-2537	General Mechanical Support	Drawing	Rev. 3	Vendor	GEN-2	Approval	Drawing
6007-PLN-AGE-57-63-2538	General Mechanical Support	Drawing	Rev. 3	Vendor	GEN-2	Approval	Drawing
6007-PLN-AGE-57-63-2539	General Mechanical Support	Drawing	Rev. 3	Vendor	GEN-2	Approval	Drawing
6007-PLN-AGE-57-63-2540	General Mechanical Support	Drawing	Rev. 3	Vendor	GEN-2	Approval	Drawing
6007-PLN-AGE-57-63-2541	General Mechanical Support	Drawing	Rev. 3	Vendor	GEN-2	Approval	Drawing
6007-PLN-AGE-57-63-2542	General Mechanical Support	Drawing	Rev. 3	Vendor	GEN-2	Approval	Drawing
6007-PLN-AGE-57-63-2552	General Mechanical Support	Drawing	Rev. 3	Vendor	GEN-2	Approval	Drawing
6007-PLN-AGE-57-63-2553	General Mechanical Support	Drawing	Rev. 3	Vendor	GEN-2	Approval	Drawing
6007-PLN-AGE-57-63-2554	General Mechanical Support	Drawing	Rev. 3	Vendor	GEN-2	Approval	Drawing
6007-PLN-AGE-57-63-2555	General Mechanical Support	Drawing	Rev. 3	Vendor	GEN-2	Approval	Drawing
6007-PLN-AGE-57-63-2556	General Mechanical Support	Drawing	Rev. 3	Vendor	GEN-2	Approval	Drawing
6007-PLN-AGE-57-63-2557	General Mechanical Support	Drawing	Rev. 3	Vendor	GEN-2	Approval	Drawing
6007-PLN-AGE-57-63-2558	General Mechanical Support	Drawing	Rev. 3	Vendor	GEN-2	Approval	Drawing
6007-PLN-AGE-57-63-2559	General Mechanical Support	Drawing	Rev. 3	Vendor	GEN-2	Approval	Drawing
6007-PLN-AGE-57-63-2560	General Mechanical Support	Drawing	Rev. 3	Vendor	GEN-2	Approval	Drawing
6007-PLN-AGE-57-63-2561	General Mechanical Support	Drawing	Rev. 3	Vendor	GEN-2	Approval	Drawing
6007-PLN-AGE-57-63-2577	General Mechanical Support	Drawing	Rev. 3	Vendor	GEN-2	Approval	Drawing
6007-PLN-AGE-57-63-2578	General Mechanical Support	Drawing	Rev. 3	Vendor	GEN-2	Approval	Drawing
6007-PLN-AGE-57-63-2579	General Mechanical Support	Drawing	Rev. 3	Vendor	GEN-2	Approval	Drawing
6007-PLN-AGE-57-63-2580	General Mechanical Support	Drawing	Rev. 3	Vendor	GEN-2	Approval	Drawing
6007-PLN-AGE-57-63-2581	General Mechanical Support	Drawing	Rev. 3	Vendor	GEN-2	Approval	Drawing
6007-PLN-AGE-57-63-2582	General Mechanical Support	Drawing	Rev. 3	Vendor	GEN-2	Approval	Drawing
6007-PLN-AGE-57-63-2583	General Mechanical Support	Drawing	Rev. 3	Vendor	GEN-2	Approval	Drawing
6007-PLN-AGE-57-63-2584	General Mechanical Support	Drawing	Rev. 3	Vendor	GEN-2	Approval	Drawing
6007-PLN-AGE-57-63-2585	General Mechanical Support	Drawing	Rev. 3	Vendor	GEN-2	Approval	Drawing
6007-PLN-AGE-57-63-2586	General Mechanical Support	Drawing	Rev. 3	Vendor	GEN-2	Approval	Drawing
6007-PLN-AGE-57-63-2587	General Mechanical Support	Drawing	Rev. 3	Vendor	GEN-2	Approval	Drawing
6007-PLN-AGE-57-63-2588	General Mechanical Support	Drawing	Rev. 3	Vendor	GEN-2	Approval	Drawing
6007-LIS-AGE-57-63-2300	Support List (PSV & Co. Valve SF-Alpha)	LIst	Rev. 0	Vendor	GEN-2	Approval	LIst
6007-PLN-AGE-57-63-2300	General Mechanical Support	Drawing	Rev. 0	Vendor	GEN-2	Approval	Drawing
6007-PLN-AGE-57-63-2301	General Mechanical Support	Drawing	Rev. 0	Vendor	GEN-2	Approval	Drawing
6007-PLN-AGE-57-63-2302	General Mechanical Support	Drawing	Rev. 0	Vendor	GEN-2	Approval	Drawing
6007-PLN-AGE-57-63-2303	General Mechanical Support	Drawing	Rev. 0	Vendor	GEN-2	Approval	Drawing
6007-PLN-AGE-57-63-2304	General Mechanical Support	Drawing	Rev. 0	Vendor	GEN-2	Approval	Drawing
6007-PLN-AGE-57-63-2305	General Mechanical Support	Drawing	Rev. 0	Vendor	GEN-2	Approval	Drawing

6007-PLN-AGE-57-63-2306	General Mechanical Support	Drawing	Rev. 0	Vendor	GEN-2	Approval	Drawing
6007-PLN-AGE-57-63-2307	General Mechanical Support	Drawing	Rev. 0	Vendor	GEN-2	Approval	Drawing
6007-PLN-AGE-57-63-2308	General Mechanical Support	Drawing	Rev. 0	Vendor	GEN-2	Approval	Drawing
6007-PLN-AGE-57-63-2309	General Mechanical Support	Drawing	Rev. 0	Vendor	GEN-2	Approval	Drawing
6007-PLN-AGE-57-63-2310	General Mechanical Support	Drawing	Rev. 0	Vendor	GEN-2	Approval	Drawing
6007-PLN-AGE-57-63-2311	General Mechanical Support	Drawing	Rev. 0	Vendor	GEN-2	Approval	Drawing
6007-PLN-AGE-57-63-2312	General Mechanical Support	Drawing	Rev. 0	Vendor	GEN-2	Approval	Drawing
6007-LIS-AGE-57-63-2001	Support List (Solar Field-Alpha Plant)	List	Rev. 2	Vendor	GEN-2	Approval	List
6007-LIS-AGE-57-63-2002	Support List (Solar Field-Alpha Plant)	List	Rev. 1	Vendor	GEN-2	Approval	List
6007-LIS-AGE-57-63-2003	Support List (Solar Field-Alpha Plant)	List	Rev. 2	Vendor	GEN-2	Approval	List
6007-LIS-AGE-57-63-2004	Support List (Solar Field-Alpha Plant)	List	Rev. 4	Vendor	GEN-2	Approval	List
6007-LIS-AGE-57-63-2301	Support List (Solar Field-Alpha Plant)	List	Rev. 1	Vendor	GEN-2	Approval	List
6007-PLN-AGE-57-63-2050	HTF pipe Atypical Support (SF-Alpha)	Drawing	Rev. 8	Vendor	GEN-2	Approval	Drawing
6007-CAL-AGE-25-50-4300	Calculation Report	Calculation	2	Vendor	GEN-2	Approval	Calculation
6007-PLN-AGE-25-54-4300	Cover Sheet	Drawing	3	Vendor	GEN-2	Approval	Drawing
6007-PLN-AGE-25-54-4320	General Notes. Sheet 1	Drawing	3	Vendor	GEN-2	Approval	Drawing
6007-PLN-AGE-25-54-4321	General Notes. Sheet 2	Drawing	0	Vendor	GEN-2	Approval	Drawing
6007-PLN-AGE-25-54-4340	Condenser access catwalk EL 2071.50'	Drawing	4	Vendor	GEN-2	Approval	Drawing
6007-PLN-AGE-25-54-4341	Condenser access catwalk EL 2081.50'	Drawing	4	Vendor	GEN-2	Approval	Drawing
6007-PLN-AGE-25-54-4342	Condenser access catwalk EL 2091.72'	Drawing	4	Vendor	GEN-2	Approval	Drawing
6007-PLN-AGE-25-54-4343	Stairs schematic	Drawing	4	Vendor	GEN-2	Approval	Drawing
6007-PLN-AGE-00-50-S003	Typical Pipe Handrail Stairway and Details	Drawing	2	Vendor	GEN-2	Approval	Drawing
6007-CAL-AGE-25-50-8300	Calculation Report	Calculation	2	Vendor	GEN-2	Approval	Calculation
6007-PLN-AGE-25-54-8300	Cover Sheet	Drawing	3	Vendor	GEN-2	Approval	Drawing
6007-PLN-AGE-25-54-8320	General Notes. Sheet 1	Drawing	3	Vendor	GEN-2	Approval	Drawing
6007-PLN-AGE-25-54-8321	General Notes. Sheet 2	Drawing	0	Vendor	GEN-2	Approval	Drawing
6007-PLN-AGE-25-54-8340	Condenser access catwalk EL 2079.50'	Drawing	4	Vendor	GEN-2	Approval	Drawing
6007-PLN-AGE-25-54-8341	Condenser access catwalk EL 2089.50'	Drawing	4	Vendor	GEN-2	Approval	Drawing
6007-PLN-AGE-25-54-8342	Condenser access catwalk EL 2099.72'	Drawing	4	Vendor	GEN-2	Approval	Drawing
6007-PLN-AGE-25-54-8343	Stairs schematic	Drawing	4	Vendor	GEN-2	Approval	Drawing
6007-PLN-AGE-58-54-1100	Cover sheet	Drawing	3	Vendor	GEN-2	Approval	Drawing
6007-PLN-AGE-58-54-1101	General notes	Drawing	3	Vendor	GEN-2	Approval	Drawing
6007-PLN-AGE-58-54-1102	Plan and Elevation	Drawing	4	Vendor	GEN-2	Approval	Drawing
6007-PLN-AGE-58-54-1103	Plan, Elevation, and Details	Drawing	3	Vendor	GEN-2	Approval	Drawing
6007-CAL-AGE-58-54-1100	Calculation Report	Calculation	3	Vendor	GEN-2	Approval	Calculation
6007-PLN-AGE-58-54-5100	Cover sheet	Drawing	3	Vendor	GEN-2	Approval	Drawing
6007-PLN-AGE-58-54-5101	General notes	Drawing	4	Vendor	GEN-2	Approval	Drawing
6007-PLN-AGE-58-54-5102	Plan and Elevation	Drawing	3	Vendor	GEN-2	Approval	Drawing
6007-PLN-AGE-58-54-5103	Plan, Elevation, and Details	Drawing	3	Vendor	GEN-2	Approval	Drawing
6007-CAL-AGE-58-54-5100	Calculation Report	Calculation	3	Vendor	GEN-2	Approval	Calculation
6007-CAL-AGE-57-54-2280	Calculation report	Calculation	2	Vendor	GEN-2	Approval	Calculation
6007-PLN-AGE-57-54-2280	Cover sheet. Connections west field	Drawing	0	Vendor	GEN-2	Approval	Drawing
6007-PLN-AGE-57-54-2281	General notes. Connections west field	Drawing	2	Vendor	GEN-2	Approval	Drawing
6007-PLN-AGE-57-54-2282	AWT01. Frames	Drawing	1	Vendor	GEN-2	Approval	Drawing
6007-PLN-AGE-57-54-2283	AWT02. Frames	Drawing	1	Vendor	GEN-2	Approval	Drawing
6007-PLN-AGE-57-54-2284	Connection details west field	Drawing	2	Vendor	GEN-2	Approval	Drawing
6007-PLN-AGE-57-54-2285	Connection details west field	Drawing	2	Vendor	GEN-2	Approval	Drawing
6007-CAL-AGE-57-54-4970	Calculation report	Calculation	2	Vendor	GEN-2	Approval	Calculation
6007-PLN-AGE-57-54-4970	Cover sheet. Connection PSV areas	Drawing	0	Vendor	GEN-2	Approval	Drawing
6007-PLN-AGE-57-54-4971	General notes. Connection PSV areas	Drawing	1	Vendor	GEN-2	Approval	Drawing
6007-PLN-AGE-57-54-4972	PSV areas frames	Drawing	1	Vendor	GEN-2	Approval	Drawing
6007-PLN-AGE-57-54-4973	Connection details PSV areas	Drawing	2	Vendor	GEN-2	Approval	Drawing
6007-PLN-AGE-57-54-4974	Connection details PSV areas	Drawing	2	Vendor	GEN-2	Approval	Drawing
6007-CAL-AGE-58-54-3620	Calculation report	Calculation	2	Vendor	GEN-2	Approval	Calculation
6007-PLN-AGE-58-54-3620	Connection details central plant	Drawing	0	Vendor	GEN-2	Approval	Drawing
6007-PLN-AGE-58-54-3621	Connection details central plant	Drawing	1	Vendor	GEN-2	Approval	Drawing
6007-PLN-AGE-58-54-3622	Central plant. Frames	Drawing	1	Vendor	GEN-2	Approval	Drawing
6007-PLN-AGE-58-54-3623	Central plant. Connection details	Drawing	2	Vendor	GEN-2	Approval	Drawing
6007-PLN-AGE-58-54-3624	Central plant. Connection details	Drawing	2	Vendor	GEN-2	Approval	Drawing
6007-CAL-AGE-57-54-2250	Calculation report	Calculation	2	Vendor	GEN-2	Approval	Calculation
6007-PLN-AGE-57-54-2250	Cover sheet. Connection north east field	Drawing	0	Vendor	GEN-2	Approval	Drawing
6007-PLN-AGE-57-54-2251	General notes. Connection north east field	Drawing	1	Vendor	GEN-2	Approval	Drawing
6007-PLN-AGE-57-54-2252	Frames north east field	Drawing	1	Vendor	GEN-2	Approval	Drawing
6007-PLN-AGE-57-54-2253	Connections details north east field	Drawing	2	Vendor	GEN-2	Approval	Drawing
6007-PLN-AGE-57-54-2254	Connections details north east field	Drawing	2	Vendor	GEN-2	Approval	Drawing
6007-CAL-AGE-57-54-2260	Calculation report	Calculation	2	Vendor	GEN-2	Approval	Calculation
6007-PLN-AGE-57-54-2260	Cover sheet. Connections east field	Drawing	0	Vendor	GEN-2	Approval	Drawing
6007-PLN-AGE-57-54-2261	General notes. Connections east field	Drawing	2	Vendor	GEN-2	Approval	Drawing
6007-PLN-AGE-57-54-2262	AET01. Frames	Drawing	1	Vendor	GEN-2	Approval	Drawing
6007-PLN-AGE-57-54-2263	AET02. Frames	Drawing	1	Vendor	GEN-2	Approval	Drawing
6007-PLN-AGE-57-54-2264	Connection details east field	Drawing	2	Vendor	GEN-2	Approval	Drawing
6007-PLN-AGE-57-54-2265	Connection details east field	Drawing	2	Vendor	GEN-2	Approval	Drawing
6007-CAL-AGE-57-54-2270	Calculation report	Calculation	2	Vendor	GEN-2	Approval	Calculation
6007-PLN-AGE-57-54-2270	Cover sheet. Connections north-west field	Drawing	0	Vendor	GEN-2	Approval	Drawing
6007-PLN-AGE-57-54-2271	General notes. Connections north-west field	Drawing	2	Vendor	GEN-2	Approval	Drawing
6007-PLN-AGE-57-54-2272	ANWT01. Frames	Drawing	1	Vendor	GEN-2	Approval	Drawing
6007-PLN-AGE-57-54-2273	ANWT02. Frames	Drawing	1	Vendor	GEN-2	Approval	Drawing
6007-PLN-AGE-57-54-2274	ANWT03. Frames	Drawing	1	Vendor	GEN-2	Approval	Drawing
6007-PLN-AGE-57-54-2275	Connection details north west field	Drawing	2	Vendor	GEN-2	Approval	Drawing
6007-PLN-AGE-57-54-2276	Connection details north west field	Drawing	2	Vendor	GEN-2	Approval	Drawing
6007-CAL-AGE-57-54-6300	Calculation report	Calculation	2	Vendor	GEN-2	Approval	Calculation
6007-PLN-AGE-57-54-6300	Cover sheet. Connection far west field	Drawing	0	Vendor	GEN-2	Approval	Drawing
6007-PLN-AGE-57-54-6301	General notes. Connection far west field	Drawing	2	Vendor	GEN-2	Approval	Drawing
6007-PLN-AGE-57-54-6302	BFWT01. Frames	Drawing	1	Vendor	GEN-2	Approval	Drawing
6007-PLN-AGE-57-54-6303	BFWT02. Frames	Drawing	1	Vendor	GEN-2	Approval	Drawing
6007-PLN-AGE-57-54-6304	Connection details far west field	Drawing	2	Vendor	GEN-2	Approval	Drawing
6007-PLN-AGE-57-54-6305	Connection details far west field	Drawing	2	Vendor	GEN-2	Approval	Drawing
6007-CAL-AGE-57-54-7970	Calculation report	Calculation	2	Vendor	GEN-2	Approval	Calculation
6007-PLN-AGE-57-54-7970	Cover sheet. Connection PSV areas east	Drawing	0	Vendor	GEN-2	Approval	Drawing
6007-PLN-AGE-57-54-7971	General notes. Connection PSV areas east	Drawing	2	Vendor	GEN-2	Approval	Drawing
6007-PLN-AGE-57-54-7972	PSV areas east frames	Drawing	1	Vendor	GEN-2	Approval	Drawing
6007-PLN-AGE-57-54-7973	Connection details PSV areas east	Drawing	2	Vendor	GEN-2	Approval	Drawing
6007-CAL-AGE-57-54-7980	Calculation report	Calculation	2	Vendor	GEN-2	Approval	Calculation
6007-PLN-AGE-57-54-7980	Cover sheet. Connection PSV areas west	Drawing	0	Vendor	GEN-2	Approval	Drawing
6007-PLN-AGE-57-54-7981	General notes. Connection PSV areas west	Drawing	2	Vendor	GEN-2	Approval	Drawing
6007-PLN-AGE-57-54-7982	PSV areas west frames	Drawing	1	Vendor	GEN-2	Approval	Drawing
6007-PLN-AGE-57-54-7983	Connection details PSV areas west	Drawing	2	Vendor	GEN-2	Approval	Drawing
6007-PLN-AGE-57-54-7984	Connection details PSV areas west	Drawing	2	Vendor	GEN-2	Approval	Drawing
6007-CAL-AGE-57-54-9900	Calculation report	Calculation	2	Vendor	GEN-2	Approval	Calculation
6007-PLN-AGE-57-54-9900	General notes. Connection north field	Drawing	0	Vendor	GEN-2	Approval	Drawing
6007-PLN-AGE-57-54-9901	Cover sheet. Connection north field	Drawing	2	Vendor	GEN-2	Approval	Drawing
6007-PLN-AGE-57-54-9902	BNT01 Frames	Drawing	1	Vendor	GEN-2	Approval	Drawing
6007-PLN-AGE-57-54-9903	BNT02 Frames	Drawing	1	Vendor	GEN-2	Approval	Drawing
6007-PLN-AGE-57-54-9904	Connection details	Drawing	2	Vendor	GEN-2	Approval	Drawing
6007-PLN-AGE-57-54-9905	Connection details	Drawing	2	Vendor	GEN-2	Approval	Drawing
6007-CAL-AGE-57-54-9926	Calculation report	Calculation	2	Vendor	GEN-2	Approval	Calculation
6007-PLN-AGE-57-54-9926	Cover sheet. Connection south field	Drawing	0	Vendor	GEN-2	Approval	Drawing
6007-PLN-AGE-57-54-9927	General notes. Connection south field	Drawing	2	Vendor	GEN-2	Approval	Drawing
6007-PLN-AGE-57-54-9928	BST01. Frames	Drawing	1	Vendor	GEN-2	Approval	Drawing
6007-PLN-AGE-57-54-9929	BST02. Frames	Drawing	1	Vendor	GEN-2	Approval	Drawing
6007-PLN-AGE-57-54-9930	BST03. Frames	Drawing	1	Vendor	GEN-2	Approval	Drawing
6007-PLN-AGE-57-54-9931	Connection details south field	Drawing	2	Vendor	GEN-2	Approval	Drawing
6007-PLN-AGE-57-54-9932	Connection details south field	Drawing	2	Vendor	GEN-2	Approval	Drawing
6007-CAL-AGE-58-54-6420	Calculation report	Calculation	2	Vendor	GEN-2	Approval	Calculation
6007-PLN-AGE-58-54-6420	Cover sheet. Connection south side HTF	Drawing	0	Vendor	GEN-2	Approval	Drawing
6007-PLN-AGE-58-54-6421	General notes. Connection south side HTF	Drawing	2	Vendor	GEN-2	Approval	Drawing
6007-PLN-AGE-58-54-6422	South side HTF frames	Drawing	1	Vendor	GEN-2	Approval	Drawing
6007-PLN-AGE-58-54-6423	South side HTF connection details	Drawing	2	Vendor	GEN-2	Approval	Drawing
6007-CAL-AGE-58-54-6430	Calculation report	Calculation	2	Vendor	GEN-2	Approval	Calculation
6007-PLN-AGE-58-54-6430	Cover sheet. Connection north side	Drawing	0	Vendor	GEN-2	Approval	Drawing
6007-PLN-AGE-58-54-6431	General notes. Connection north side	Drawing	2	Vendor	GEN-2	Approval	Drawing
6007-PLN-AGE-58-54-6432	Frames north side	Drawing	1	Vendor	GEN-2	Approval	Drawing
6007-PLN-AGE-58-54-6433	BCPS01 Frames north side	Drawing	1	Vendor	GEN-2	Approval	Drawing
6007-PLN-AGE-58-54-6434	Connection details north side	Drawing	2	Vendor	GEN-2	Approval	Drawing
6007-PLN-AGE-58-54-6435	Connection details north side	Drawing	2	Vendor	GEN-2	Approval	Drawing
6007-CAL-AGE-57-54-6260	Calculation report	Calculation	2	Vendor	GEN-2	Approval	Calculation
6007-PLN-AGE-57-54-6260	General notes. Connection west field	Drawing	0	Vendor	GEN-2	Approval	Drawing
6007-PLN-AGE-57-54-6261	Cover sheet. Connection west field	Drawing	2	Vendor	GEN-2	Approval	Drawing
6007-PLN-AGE-57-54-6262	BWT01 Frames	Drawing	1	Vendor	GEN-2	Approval	Drawing
6007-PLN-AGE-57-54-6263	BWT01 Connection details	Drawing	2	Vendor	GEN-2	Approval	Drawing

6007-PLN-AGE-57-54-6264	BWT01 Connection details	Drawing	2	Vendor	GEN-2	Approval	Drawing
6007-CAL-AGE-25-54-4160	Calculation report	Calculation	1	Vendor	GEN-2	Approval	Calculation
6007-PLN-AGE-25-54-4160	Cover Sheet	Drawing	1	Vendor	GEN-2	Approval	Drawing
6007-PLN-AGE-25-54-4161	General notes	Drawing	1	Vendor	GEN-2	Approval	Drawing
6007-PLN-AGE-25-54-4162	Plans and elevations	Drawing	1	Vendor	GEN-2	Approval	Drawing
6007-PLN-AGE-25-54-4163	Connections details	Drawing	1	Vendor	GEN-2	Approval	Drawing
6007-PLN-AGE-25-54-4164	Connections details	Drawing	1	Vendor	GEN-2	Approval	Drawing
6007-PLN-AGE-25-54-4165	Connections details	Drawing	1	Vendor	GEN-2	Approval	Drawing
6007-CAL-AGE-25-54-4260	Calculation report	Calculation	1	Vendor	GEN-2	Approval	Calculation
6007-PLN-AGE-25-54-4260	Cover Sheet	Drawing	1	Vendor	GEN-2	Approval	Drawing
6007-PLN-AGE-25-54-4261	General notes	Drawing	1	Vendor	GEN-2	Approval	Drawing
6007-PLN-AGE-25-54-4262	Plans	Drawing	1	Vendor	GEN-2	Approval	Drawing
6007-PLN-AGE-25-54-4263	Elevations	Drawing	1	Vendor	GEN-2	Approval	Drawing
6007-PLN-AGE-25-54-4264	Connections details	Drawing	1	Vendor	GEN-2	Approval	Drawing
6007-PLN-AGE-25-54-4265	Connections details	Drawing	1	Vendor	GEN-2	Approval	Drawing
6007-PLN-AGE-25-54-4266	Connections details	Drawing	1	Vendor	GEN-2	Approval	Drawing
6007-CAL-AGE-25-54-8160	Calculation report	Calculation	1	Vendor	GEN-2	Approval	Calculation
6007-PLN-AGE-25-54-8160	Cover Sheet	Drawing	1	Vendor	GEN-2	Approval	Drawing
6007-PLN-AGE-25-54-8161	General notes	Drawing	1	Vendor	GEN-2	Approval	Drawing
6007-PLN-AGE-25-54-8162	Plans and elevations	Drawing	1	Vendor	GEN-2	Approval	Drawing
6007-PLN-AGE-25-54-8163	Connections details	Drawing	1	Vendor	GEN-2	Approval	Drawing
6007-PLN-AGE-25-54-8164	Connections details	Drawing	1	Vendor	GEN-2	Approval	Drawing
6007-PLN-AGE-25-54-8165	Connections details	Drawing	1	Vendor	GEN-2	Approval	Drawing
6007-CAL-AGE-25-54-8260	Calculation report	Calculation	1	Vendor	GEN-2	Approval	Calculation
6007-PLN-AGE-25-54-8260	Cover Sheet	Drawing	1	Vendor	GEN-2	Approval	Drawing
6007-PLN-AGE-25-54-8261	General notes	Drawing	1	Vendor	GEN-2	Approval	Drawing
6007-PLN-AGE-25-54-8262	Plans	Drawing	1	Vendor	GEN-2	Approval	Drawing
6007-PLN-AGE-25-54-8263	Elevations	Drawing	1	Vendor	GEN-2	Approval	Drawing
6007-PLN-AGE-25-54-8264	Connections details	Drawing	1	Vendor	GEN-2	Approval	Drawing
6007-PLN-AGE-25-54-8265	Connections details	Drawing	1	Vendor	GEN-2	Approval	Drawing
6007-PLN-AGE-25-54-8266	Connections details	Drawing	1	Vendor	GEN-2	Approval	Drawing
6007-CAL-AGE-25-54-4100	Calculations report	Calculation	2	Vendor	GEN-2	Approval	Calculation
6007-CAL-AGE-25-54-4200	Calculations report	Calculation	2	Vendor	GEN-2	Approval	Calculation
6007-PLN-AGE-25-54-4100	Cover Sheet	Drawing	1	Vendor	GEN-2	Approval	Drawing
6007-PLN-AGE-25-54-4120	General notes	Drawing	4	Vendor	GEN-2	Approval	Drawing
6007-PLN-AGE-25-54-4140	Structure	Drawing	4	Vendor	GEN-2	Approval	Drawing
6007-PLN-AGE-25-54-4200	Cover Sheet	Drawing	1	Vendor	GEN-2	Approval	Drawing
6007-PLN-AGE-25-54-4220	General notes	Drawing	3	Vendor	GEN-2	Approval	Drawing
6007-PLN-AGE-25-54-4240	Plans	Drawing	2	Vendor	GEN-2	Approval	Drawing
6007-PLN-AGE-25-54-4241	Elevations	Drawing	3	Vendor	GEN-2	Approval	Drawing
6007-PLN-AGE-25-54-4242	Base plates	Drawing	2	Vendor	GEN-2	Approval	Drawing
6007-CAL-AGE-25-54-8100	Calculations report	Calculation	2	Vendor	GEN-2	Approval	Calculation
6007-CAL-AGE-25-54-8200	Calculations report	Calculation	2	Vendor	GEN-2	Approval	Calculation
6007-PLN-AGE-25-54-8100	Cover Sheet	Drawing	1	Vendor	GEN-2	Approval	Drawing
6007-PLN-AGE-25-54-8120	General notes	Drawing	4	Vendor	GEN-2	Approval	Drawing
6007-PLN-AGE-25-54-8140	Structure	Drawing	4	Vendor	GEN-2	Approval	Drawing
6007-PLN-AGE-25-54-8200	Cover Sheet	Drawing	1	Vendor	GEN-2	Approval	Drawing
6007-PLN-AGE-25-54-8220	General notes	Drawing	3	Vendor	GEN-2	Approval	Drawing
6007-PLN-AGE-25-54-8240	Plans	Drawing	2	Vendor	GEN-2	Approval	Drawing
6007-PLN-AGE-25-54-8241	Elevations	Drawing	3	Vendor	GEN-2	Approval	Drawing
6007-PLN-AGE-25-54-8242	Base plates	Drawing	2	Vendor	GEN-2	Approval	Drawing
BaseShearCheckEast	BaseShearCheckEast	BaseShearCheckEast	NA	Vendor	GEN-2	Approval	BaseShearCheckEast
BaseShearCheckWest	BaseShearCheckWest	BaseShearCheckWest	NA	Vendor	GEN-2	Approval	BaseShearCheckWest
Drift	Drift	Drift	NA	Vendor	GEN-2	Approval	Drift
6007-PLN-SFP-15-81-F050	Alpha Site Fire Protection Administration Building	Drawing	0	Vendor	GEN-2	Approval	Drawing
6007-PLN-SFP-15-81-F051	Alpha Site Fire Protection Administration Building Hanger & Site Ref DWGS	Drawing	0	Vendor	GEN-2	Approval	Drawing
6007-PLN-SFP-15-81-F150	Beta Site Fire Protection Aministration Building	Drawing	0	Vendor	GEN-2	Approval	Drawing
6007-PLN-SFP-15-81-F151	Beta Site Fire Protection Aministration Building Hanger & Site Ref DWG	Drawing	0	Vendor	GEN-2	Approval	Drawing
6007-PLN-SFP-15-81-G003	Alpha Site Fire Protection Alpha Site Hydraulic Node Plan	Drawing	0	Vendor	GEN-2	Approval	Drawing
6007-PLN-SFP-15-81-G005	Beta Site Fire Protection Alpha Site Hydraulic Node Plan	Drawing	0	Vendor	GEN-2	Approval	Drawing
6007-PLN-SFP-15-81-H001	Alpha and Beta Site Fire Protection Hanger Details	Drawing	0	Vendor	GEN-2	Approval	Drawing
6007-PLN-SFP-15-81-S001	Alpha & Beta Site Fire Protection Seismic Bracing Details	Drawing	0	Vendor	GEN-2	Approval	Drawing
ADMIN DATA SHEETS	Victaulic Fire Protection Valves	Victaulic Fire Protection Valves	NA	Vendor	GEN-2	Approval	ctaulic Fire Protection Valv
AIPHA HYD REMOTE 1-2	Hydraulic Calculations	Hydraulic Calculations	NA	Vendor	GEN-2	Approval	Hydraulic Calculations
BETA HYD REMOTE 1-2	Hydraulic Calculations	Hydraulic Calculations	NA	Vendor	GEN-2	Approval	Hydraulic Calculations
SEISMIC CALCS ALPHA & BETA	TOL-Brace Seismic Calculations	Calculation	NA	Vendor	GEN-2	Approval	Calculation
6007-PLN-LEF-12-61-0100	Piping Rack sections layout	Drawing	2	Vendor	GEN-2	Approval	Drawing
6007-PLN-LEF-12-61-0200	Piping sections of piping	Drawing	2	Vendor	GEN-2	Approval	Drawing
6007-PLN-LEF-12-61-0201	Piping sections of piping	Drawing	2	Vendor	GEN-2	Approval	Drawing
6007-PLN-LEF-12-61-0202	Piping sections of piping	Drawing	2	Vendor	GEN-2	Approval	Drawing
6007-PLN-LEF-12-61-0203	Piping sections of piping	Drawing	2	Vendor	GEN-2	Approval	Drawing
6007-PLN-LEF-12-61-0204	Piping sections of piping	Drawing	2	Vendor	GEN-2	Approval	Drawing
6007-PLN-LEF-12-61-0205	Piping sections of piping	Drawing	2	Vendor	GEN-2	Approval	Drawing
6007-PLN-LEF-12-61-0206	Piping sections of piping	Drawing	3	Vendor	GEN-2	Approval	Drawing
6007-PLN-LEF-12-61-0207	Piping sections of piping	Drawing	1	Vendor	GEN-2	Approval	Drawing
6007-PLN-LEF-12-61-0208	Piping sections of piping	Drawing	0	Vendor	GEN-2	Approval	Drawing
6007-PLN-LEF-12-67-0011	Pipe supports detail drawings	Drawing	1	Vendor	GEN-2	Approval	Drawing
6007-PLN-LEF-12-67-0013	Pipe supports detail drawings	Drawing	2	Vendor	GEN-2	Approval	Drawing
6007-PLN-LEF-12-67-0014	Pipe supports detail drawings	Drawing	1	Vendor	GEN-2	Approval	Drawing
6007-PLN-LEF-12-67-0015	Pipe supports detail drawings	Drawing	2	Vendor	GEN-2	Approval	Drawing
6007-PLN-LEF-12-67-0016	Pipe supports detail drawings	Drawing	1	Vendor	GEN-2	Approval	Drawing
6007-PLN-LEF-12-67-0017	Pipe supports detail drawings	Drawing	1	Vendor	GEN-2	Approval	Drawing
6007-PLN-LEF-12-67-0018	Pipe supports detail drawings	Drawing	1	Vendor	GEN-2	Approval	Drawing
6007-PLN-LEF-12-67-0019	Pipe supports detail drawings	Drawing	2	Vendor	GEN-2	Approval	Drawing
6007-PLN-LEF-12-67-0020	Pipe supports detail drawings	Drawing	2	Vendor	GEN-2	Approval	Drawing
6007-PLN-LEF-12-67-0021	Pipe supports detail drawings	Drawing	2	Vendor	GEN-2	Approval	Drawing
6007-PLN-LEF-12-67-0022	Pipe supports detail drawings	Drawing	2	Vendor	GEN-2	Approval	Drawing
6007-PLN-LEF-12-67-0023	Situation plant of supports in rack structure	Drawing	0	Vendor	GEN-2	Approval	Drawing
6007-PLN-LEF-12-67-0025	Situation plant of supports in rack structure	Drawing	0	Vendor	GEN-2	Approval	Drawing
6007-ESP-ATP-00-60-G100	Specification for Project Design Criteria	Spec	3	Vendor	GEN-2	Approval	Spec
6007-ESP-ATP-00-60-G101	Velocity Criteria	Spec	0	Vendor	GEN-2	Approval	Spec
6007-ESP-ATP-00-60-G121	Engineering Standards and Practices Specification for Shipping Preparation	Spec	2	Vendor	GEN-2	Approval	Spec
6007-ESP-ATP-00-60-G130	Specification for Required Allowable Nozzle Loads for Vendor Supplied Equipment	Spec	1	Vendor	GEN-2	Approval	Spec
6007-ESP-ATP-00-60-I100	Engineering Standards and Practices Specification for Mineral Fiber Insulation	Spec	1	Vendor	GEN-2	Approval	Spec
6007-ESP-ATP-00-60-I150	Engineering Standards and Practices Specificaiton for Aluminum Jacket Protective Cover for Insulation	Spec	1	Vendor	GEN-2	Approval	Spec
6007-ESP-ATP-00-60-I152	Engineering Standards and Practices Specificaiton for removable/Resuable Jacketing for Insulation	Spec	1	Vendor	GEN-2	Approval	Spec
6007-ESP-ATP-00-60-I153	Engineering Standards and Practices Specificaiton for Installation of Insulation and Jacketing on Piping	Spec	1	Vendor	GEN-2	Approval	Spec
6007-ESP-ATP-00-60-I180	Engineering Standards and Practices Specificaiton for Miscellaneous Insulation Material	Spec	1	Vendor	GEN-2	Approval	Spec
6007-ESP-ATP-00-60-N101	Engineering Spec. and Practices for Two Coat System for Low Temp. Non-Primed Carbon Steel	Spec	1	Vendor	GEN-2	Approval	Spec
6007-ESP-ATP-00-60-N102	Engineering Standards and Practices Spec. for Two Coat System High Temp. Non-primed Carbon Steel	Spec	1	Vendor	GEN-2	Approval	Spec
6007-ESP-ATP-00-60-N104	Specification for Two Coat System for Building Exterior	Spec	0	Vendor	GEN-2	Approval	Spec
6007-ESP-ATP-00-60-N105	Specification for Hot Dip Galvanizing	Spec	1	Vendor	GEN-2	Approval	Spec
6007-ESP-ATP-00-60-N106	Specification for Touch-up for Galvanizing	Spec	1	Vendor	GEN-2	Approval	Spec
6007-ESP-ATP-00-60-N180	Engineering Standards and Practices Specifications for Shop Applied Paint	Spec	4	Vendor	GEN-2	Approval	Spec
6007-ESP-ATP-00-60-N185	Engineering Standards and Practices Spec. for Field Applied Paint	Spec	1	Vendor	GEN-2	Approval	Spec
6007-ESP-ATP-00-60-N190	Engineering Standards and Practices Specification for Tank Lining	Spec	1	Vendor	GEN-2	Approval	Spec
6007-PLN-FWE-21-11-0101C	Flow Diagram	Drawing	1	Vendor	GEN-2	Approval	Drawing
6007-PLN-FWE-21-71-P301C	Preheater P.&I. Diagram	Drawing	1	Vendor	GEN-2	Approval	Drawing
6007-PLN-FWE-21-71-P302C	Evaporators P.&I. Diagram	Drawing	1	Vendor	GEN-2	Approval	Drawing
6007-PLN-FWE-21-71-P303C	Superheater P.&I. Diagram	Drawing	NA	Vendor	GEN-2	Approval	Drawing
10.1 Application for AMMC	10-App for Alternate Materials or Methods of Construction_rev01	letter	NA	Vendor	GEN-2	Approval	letter
19960 Report 2013-1-30	Fluid Heat Transfer System Consulting	letter	NA	Vendor	GEN-2	Approval	letter
ASME B31.1-2007	ASME B31. 1 Fig 100 1.2 A B scope	letter	1	Vendor	GEN-2	Approval	letter
6007-PLN-FWE-21-11-0101C-ASME Jurisdictional Limits	ASME Jurisdictional Limits	Drawing	NA	Vendor	GEN-2	Approval	Drawing
BV Comment Letter - MECH-1-19.08-PC1 - Abengoa	BV Comment Letter - MECH-1-19.08-PC1 - Abengoa	letter		Vendor	GEN-2	Approval	letter
6007-PLN-FWE-21-52-0002	Structural Base Loads	Drawing	4	Vendor	GEN-2	Approval	Drawing
6007-PLN-FWE-21-52-0003	Base Loads Table. Main & Auxiliary Platforms	Drawing	3	Vendor	GEN-2	Approval	Drawing
6007-PLN-FWE-21-54-0301	Main Structure Perspectives	Drawing	5	Vendor	GEN-2	Approval	Drawing
6007-PLN-FWE-21-54-0305	Auxiliary Structure Platforms	Drawing	5	Vendor	GEN-2	Approval	Drawing
6007-PLN-FWE-21-54-0306	MAIN STRUCTURE - P. V. - LEVELS +17' 11 3/4" +39' 6 3/4" & +50' 7 3/4"	Drawing	5	Vendor	GEN-2	Approval	Drawing
6007-PLN-FWE-21-54-0308	SILENCER STRUCTURE ON PLATFORM 2A / B & PLATFORM 3	Drawing	1	Vendor	GEN-2	Approval	Drawing
6007-PLN-FWE-21-54-0351	MAIN STRUCTURE - DETAILS SERIAL A & B	Drawing	3	Vendor	GEN-2	Approval	Drawing
6007-CAL-FWE-21-52-0022	Structural Engineering Design Report- Addendum for Revised Evaporator Equipment	Calculation	0	Vendor	GEN-2	Approval	Calculation
6007-inf-AGE-68-60-2001	Stress Analysis Report-SF-East Inlet Alpha (Main Header)	Analysis	4	Vendor	GEN-2	Approval	Analysis
6007-inf-AGE-68-60-2002	Stress Analysis Report-SF-East Return Alpha (Main Header)	Analysis	4	Vendor	GEN-2	Approval	Analysis
6007-inf-AGE-68-60-2003	Stress Analysis Report-SF-West Inlet Alpha (Main Header)	Analysis	3	Vendor	GEN-2	Approval	Analysis
6007-inf-AGE-68-60-2004	Stress Analysis Report-SF-West Return Alpha (Main Header)	Analysis	3	Vendor	GEN-2	Approval	Analysis
6007-inf-AGE-68-60-2005	Stress Analysis Report-SF-NEast Inlet Alpha (Main Header)	Analysis	5	Vendor	GEN-2	Approval	Analysis
6007-inf-AGE-68-60-2006	Stress Analysis Report-SF-NEast Return Alpha (Main Header)	Analysis	5	Vendor	GEN-2	Approval	Analysis
6007-inf-AGE-68-60-2007	Stress Analysis Report-SF-NWest Inlet Alpha (Main Header)	Analysis	5	Vendor	GEN-2	Approval	Analysis
6007-inf-AGE-68-60-2008	Stress Analysis Report-SF-NWest Return Alpha (Main Header)	Analysis	4	Vendor	GEN-2	Approval	Analysis

6007-inf-AGE-68-60-6001	Stress Analysis Report Header HTF- Beta .. East SF Inlet	Analysis	5	Vendor	GEN-2	Approval	Analysis
6007-inf-AGE-68-60-6002	Stress Analysis Report Header HTF- Beta .. East SF Return	Analysis	4	Vendor	GEN-2	Approval	Analysis
6007-inf-AGE-68-60-6003	Stress Analysis Report Header HTF- Beta .. West SF Inlet	Analysis	5	Vendor	GEN-2	Approval	Analysis
6007-inf-AGE-68-60-6004	Stress Analysis Report Header HTF- Beta .. West SF Return	Analysis	3	Vendor	GEN-2	Approval	Analysis
6007-inf-AGE-68-60-6005	Stress Analysis Report Header HTF- Beta .. North SF Inlet	Analysis	4	Vendor	GEN-2	Approval	Analysis
6007-inf-AGE-68-60-6006	Stress Analysis Report Header HTF- Beta .. North SF Return	Analysis	4	Vendor	GEN-2	Approval	Analysis
6007-inf-AGE-68-60-6007	Stress Analysis Report Header HTF- Beta .. South SF Inlet	Analysis	5	Vendor	GEN-2	Approval	Analysis
6007-inf-AGE-68-60-6008	Stress Analysis Report Header HTF- Beta .. South SF Return	Analysis	5	Vendor	GEN-2	Approval	Analysis
6007-INF-AGE-57-60-2500	Stress Analysis Report - Solar Field-Alpha Plant (Loop connections)	Analysis	1	Vendor	GEN-2	Approval	Analysis
6007-INF-AGE-68-60-2700	Stress Analysis Report - SF .. North (Relieve Security Valve + Control Valve)	Analysis	3	Vendor	GEN-2	Approval	Analysis
6007-INF-AGE-68-60-2701	Stress Analysis Report - SF - East (Relieve Security Valve + Control Valve)	Analysis	3	Vendor	GEN-2	Approval	Analysis
6007-INF-AGE-68-60-2703	Stress Analysis Report - SF .. West (Relieve Security Valve + Control Valve)	Analysis	3	Vendor	GEN-2	Approval	Analysis
6007-INF-AGE-57-60-6500	Stress Analysis Report - Solar Field-Beta Plant (Loop connections)	Analysis	1	Vendor	GEN-2	Approval	Analysis
6007-INF-AGE-68-60-6700	Stress Analysis Report - SF .. North (Relieve Security Valve + Control Valve)	Analysis	3	Vendor	GEN-2	Approval	Analysis
6007-INF-AGE-68-60-6701	Stress Analysis Report - SF - East (Relieve Security Valve + Control Valve)	Analysis	3	Vendor	GEN-2	Approval	Analysis
6007-INF-AGE-68-60-6702	Stress Analysis Report - SF .. South (Relieve Security Valve + Control Valve)	Analysis	3	Vendor	GEN-2	Approval	Analysis
6007-INF-AGE-68-60-6703	Stress Analysis Report - SF .. West (Relieve Security Valve + Control Valve)	Analysis	3	Vendor	GEN-2	Approval	Analysis
6007-PLN-AGE-00-70-N002C	NOMENCLATURE SHEET 2	Drawing	5	Vendor	GEN-2	Approval	Drawing
6007-PLN-AGE-00-70-N003C	NOMENCLATURE SHEET 3	Drawing	6	Vendor	GEN-2	Approval	Drawing
6007-PLN-AGE-57-71-P102A	SOLAR FIELD PIPING LOOPS - ALPHA PLANT PIPING & INSTRUMENT DIAGRAIM	Drawing	11	Vendor	GEN-2	Approval	Drawing
6007-PLN-AGE-57-71-P102B	SOLAR FIELD PIPING LOOPS - BETA PLANT PIPING & INSTRUMENT DIAGRAM	Drawing	11	Vendor	GEN-2	Approval	Drawing
6007-PLN-AGE-57-71-P104C	SOLAR FIELD COLLECTOR DETAIL - 8 COLLECTOR LOOP PIPING & INSTRUMENT DIAGRAM	Drawing	13	Vendor	GEN-2	Approval	Drawing
6007-PLN-AGE-57-71-P105B	SOLAR FIELD COLLECTOR DETAIL - FOUR COLLECTOR LOOP PIPING & INSTRUMENT DIAGRAM	Drawing	8	Vendor	GEN-2	Approval	Drawing
6007-PLN-AGE-57-71-P106B	SOLAR FIELD COLLECTOR DETAIL - SOUTH EAST FIELD LOOP 093-096 PIPING & INSTRUMENT DIAGRAM	Drawing	6	Vendor	GEN-2	Approval	Drawing
6007-PLN-AGE-58-71-P200A	HEAT TRANSFER FLUID SYSTEM CENTRAL PLANT HTF DISTRIBUTION - ALPHA PIPING & INSTRUMENT DIAGRAM	Drawing	12	Vendor	GEN-2	Approval	Drawing
6007-PLN-AGE-58-71-P200B	HEAT TRANSFER FLUID SYSTEM CENTRAL PLANT HTF DISTRIBUTION - BETA PIPING & INSTRUMENT DIAGRAM	Drawing	12	Vendor	GEN-2	Approval	Drawing
6007-PLN-AGE-58-71-P202A	HEAT TRANSFER FLUID SYSTEM CIRCULATION PUMPS- ALPHA PLANT PIPING & INSTRUMENT DIAGRAM	Drawing	11	Vendor	GEN-2	Approval	Drawing
6007-PLN-AGE-58-71-P202B	HEAT TRANSFER FLUID SYSTEM CIRCULATION PUMPS- BETA PLANT PIPING & INSTRUMENT DIAGRAM	Drawing	12	Vendor	GEN-2	Approval	Drawing
6007-PLN-AGE-58-71-P204C	HEAT TRANSFER FLUID SYSTEM EXPANSION SYSTEM PIPING & INSTRUMENT DIAGRAM	Drawing	12	Vendor	GEN-2	Approval	Drawing
6007-PLN-AGE-58-71-P206C	HEAT TRANSFER FLUID SYSTEM OVERFLOW SYSTEM PIPING & INSTRMENT DIAGRAM	Drawing	12	Vendor	GEN-2	Approval	Drawing
6007-PLN-AGE-58-71-P208C	HEAT TRANSFER FLUID SYSTEM ULLAGE VENT SYSTEM PIPING & INSTRUMENT DIAGRAM	Drawing	12	Vendor	GEN-2	Approval	Drawing
6007-PLN-AGE-58-71-P209C	AUXILARY TANKS PIPING & INSTRUMENT DIAGRAM	Drawing	6	Vendor	GEN-2	Approval	Drawing
6007-PLN-AGE-58-71-P211C	HEAT TRANSFER FLUID SYSTEM HIGH POINT VENTS - TO EXPANSION VESSELS PIPING & INSTRUMENT DIAGRAM	Drawing	5	Vendor	GEN-2	Approval	Drawing
6007-PLN-AGE-58-71-P212C_SHT1	HEAT TRANSFER FLUID SYSTEM HIGH POINT VENTS - TO OVERFLOW TANKS PIPING & INSTRUMENT DIAGRAM	Drawing	5	Vendor	GEN-2	Approval	Drawing
6007-PLN-AGE-58-71-P212C_SHT2	HEAT TRANSFER FLUID SYSTEM HIGH POINT VENTS - TO OVERFLOW TANKS PIPING & INSTRUMENT DIAGRAM	Drawing	5	Vendor	GEN-2	Approval	Drawing
6007-PLN-AGE-68-61-2R01-1	Pipe Layout Drawing Plan & Elevation Rack1	Drawing	Rev0	Vendor	GEN-2	Approval	Drawing
6007-PLN-AGE-68-61-2R01-2	Pipe Layout Drawing Plan & Elevation Rack1	Drawing	Rev0	Vendor	GEN-2	Approval	Drawing
6007-PLN-AGE-68-61-2R01-3	Pipe Layout Drawing Plan & Elevation Rack1	Drawing	Rev0	Vendor	GEN-2	Approval	Drawing
6007-PLN-AGE-68-61-2R01-4	Pipe Layout Drawing Plan & Elevation Rack1	Drawing	Rev0	Vendor	GEN-2	Approval	Drawing
6007-PLN-AGE-68-61-2R01-5	Pipe Layout Drawing Plan & Elevation Rack1	Drawing	Rev0	Vendor	GEN-2	Approval	Drawing
6007-PLN-AGE-68-61-2R01-6	Pipe Layout Drawing Plan & Elevation Rack1	Drawing	Rev0	Vendor	GEN-2	Approval	Drawing
6007-PLN-AGE-68-61-6R01-1	Pipe Layout Drawing Plan & Elevation Rack1-Beta Plant	Drawing	Rev0	Vendor	GEN-2	Approval	Drawing
6007-PLN-AGE-68-61-6R01-2	Pipe Layout Drawing Plan & Elevation Rack1-Beta Plant	Drawing	Rev0	Vendor	GEN-2	Approval	Drawing
6007-PLN-AGE-68-61-6R01-3	Pipe Layout Drawing Plan & Elevation Rack1-Beta Plant	Drawing	Rev0	Vendor	GEN-2	Approval	Drawing
6007-PLN-AGE-68-61-6R01-4	Pipe Layout Drawing Plan & Elevation Rack1-Beta Plant	Drawing	Rev0	Vendor	GEN-2	Approval	Drawing
6007-PLN-AGE-68-61-6R01-5	Pipe Layout Drawing Plan & Elevation Rack1-Beta Plant	Drawing	Rev0	Vendor	GEN-2	Approval	Drawing
6007-PLN-AGE-68-61-6R01-6	Pipe Layout Drawing Plan & Elevation Rack1-Beta Plant	Drawing	Rev0	Vendor	GEN-2	Approval	Drawing
6007-INF-AGE-68-60-2R01	Stress Analysis Report - Rack 1 - Alpha	Analysis	Rev2	Vendor	GEN-2	Approval	Analysis
6007-INF-AGE-68-60-6R01	Stress Analysis Report - Rack 1 - Beta	Analysis	Rev2	Vendor	GEN-2	Approval	Analysis
6007-PLN-AGE-67-61-2R01-sh.1	Pipe Layout Drawing - Plan & Elevation Rack3	Drawing	Rev1	Vendor	GEN-2	Approval	Drawing
6007-PLN-AGE-67-61-2R01-sh.2	Pipe Layout Drawing - Plan & Elevation Rack3	Drawing	Rev1	Vendor	GEN-2	Approval	Drawing
6007-PLN-AGE-67-61-2R01-sh.3	Pipe Layout Drawing - Plan & Elevation Rack3	Drawing	Rev1	Vendor	GEN-2	Approval	Drawing
6007-PLN-AGE-67-61-2R01 -sh.4	Pipe Layout Drawing - Plan & Elevation Rack3	Drawing	Rev1	Vendor	GEN-2	Approval	Drawing
6007-PLN-AGE-67-61-2R01-sh.5	Pipe Layout Drawing - Plan & Elevation Rack3	Drawing	Rev1	Vendor	GEN-2	Approval	Drawing
6007-PLN-AGE-67-61-6R01-sh.1	Pipe Layout Drawing - Plan & Elevation Rack3	Drawing	Rev1	Vendor	GEN-2	Approval	Drawing
6007-PLN-AGE-67-61-6R01-sh.2	Pipe Layout Drawing - Plan & Elevation Rack3	Drawing	Rev1	Vendor	GEN-2	Approval	Drawing
6007-PLN-AGE-67-61-6R01-sh.3	Pipe Layout Drawing - Plan & Elevation Rack3	Drawing	Rev1	Vendor	GEN-2	Approval	Drawing
6007-PLN-AGE-67-61-6R01 -sh.4	Pipe Layout Drawing - Plan & Elevation Rack3	Drawing	Rev1	Vendor	GEN-2	Approval	Drawing
6007-PLN-AGE-67-61-6R01-sh.5	Pipe Layout Drawing - Plan & Elevation Rack3	Drawing	Rev1	Vendor	GEN-2	Approval	Drawing
6007-PLN-SFP-15-81-H001-R1	Alpha and Beta Site Fire Protection Hanger Details	Drawing	1	Vendor	GEN-2	Approval	Drawing
6007-PLN-SFP-15-81-G005	Beta Site Fire Protection Alpha Site Hydraulic Node Plan	Drawing	0	Vendor	GEN-2	Approval	Drawing
6007-PLN-SFP-15-81-D002	Alpha & Beta Site Fire Protection Above Ground Details	Drawing	0	Vendor	GEN-2	Approval	Drawing
6007-PLN-SFP-15-81-F010	Alpha Site-Fire Protection Vessel Plan	Drawing	0	Vendor	GEN-2	Approval	Drawing
6007-PLN-SFP-15-81-F011	Alpha Site-Fire Protection Vessel Plan	Drawing	0	Vendor	GEN-2	Approval	Drawing
6007-PLN-SFP-15-81-F012	Alpha Site Fire Protection Vessel Isometric View	Drawing	0	Vendor	GEN-2	Approval	Drawing
6007-PLN-SFP-15-81-F110	Beta Site Fire Protection Vessel Plan	Drawing	0	Vendor	GEN-2	Approval	Drawing
6007-PLN-SFP-15-81-F111	Beta Site Fire Protection Vessel Stretch Plan	Drawing	0	Vendor	GEN-2	Approval	Drawing
6007-PLN-SFP-15-81-F112	Beta Site Fire Protection Vessel Isometric View	Drawing	0	Vendor	GEN-2	Approval	Drawing
6007-CAL-SFP-15-81-H102	Hydraulic Calculations	Calculation	0	Vendor	GEN-2	Approval	Calculation
6007-CAL-SFP-15-81-H002	Hydraulic Calculations	Calculation	0	Vendor	GEN-2	Approval	Calculation
6007-HDD-SFP-15-81-0002	Tyco Nozzle data sheet	Data Sheeet	0	Vendor	GEN-2	Approval	Data Sheeet
6007-CAL-SFP-15-81-S002 (A)	Tol-Brace Seismic Calculations	Calculation	N/A	Vendor	GEN-2	Approval	Calculation
6007-CAL-SFP-15-81-S002 (B)	Tol-Brace Seismic Calculations	Calculation	N/A	Vendor	GEN-2	Approval	Calculation
6007-CAL-SFP-15-81-S002 (C)	Tol-Brace Seismic Calculations	Calculation	N/A	Vendor	GEN-2	Approval	Calculation
6007-CAL-SFP-15-81-S002 (D)	Tol-Brace Seismic Calculations	Calculation	N/A	Vendor	GEN-2	Approval	Calculation
6007-CAL-SFP-15-81-S002 (E)	Tol-Brace Seismic Calculations	Calculation	N/A	Vendor	GEN-2	Approval	Calculation
6007-CAL-SFP-15-81-S002 (F)	Tol-Brace Seismic Calculations	Calculation	N/A	Vendor	GEN-2	Approval	Calculation
6007-CAL-SFP-15-81-S002 (G)	Tol-Brace Seismic Calculations	Calculation	N/A	Vendor	GEN-2	Approval	Calculation
6007-PLN-ARB-12-52-0001	Mojave Solar Project, Alpha & Beta Plant Water Treatment Building Column Location Plan	Drawing	1	Vendor	GEN-2	Approval	Drawing
6007-PLN-ARB-12-52-0002	Mojave Solar Project, Alpha & Beta Plant Water Treatment Building Lean-to Column Location Plan	Drawing	1	Vendor	GEN-2	Approval	Drawing
6007-PLN-ARB-12-52-0003	Mojave Solar Project, Alpha & Beta Plant Water Treatment Building Column Base Plate Location Plan	Drawing	1	Vendor	GEN-2	Approval	Drawing
6007-PLN-ARB-12-52-0004	Mojave Solar Project, Alpha & Beta Plant Water Treatment Building Column Base Plate Details & Section	Drawing	1	Vendor	GEN-2	Approval	Drawing
6007-PLN-ARB-12-52-0005	Mojave Solar Project, Alpha & Beta Plant Water Treatment Building Col. React & Nts for line B,C,D,E,F,G, & Bracing	Drawing	1	Vendor	GEN-2	Approval	Drawing
6007-PLN-ARB-12-52-0006	Mojave Solar Project, Alpha & Beta Plant Water Treatment Building Col. Reactions & Nts for line A & G Endwall Col.	Drawing	1	Vendor	GEN-2	Approval	Drawing
6007-PLN-ARB-12-52-0007	Mojave Solar Project, Alpha & Beta Plant Water Treatment Building Lean-to Column React. & Nts for line B,C,D, & E.2	Drawing	1	Vendor	GEN-2	Approval	Drawing
6007-PLN-ARB-12-52-0008	Mojave Solar Project, Alpha & Beta Plant Water Treatment Building Lean-to Column React. & Nts for line F.4 & G	Drawing	1	Vendor	GEN-2	Approval	Drawing
6007-PLN-ARB-12-54-0001	Mojave Solar Project, Alpha & Beta Plant Water Treatment Building Structural Design & Mat'l Specifications	Drawing	1	Vendor	GEN-2	Approval	Drawing
6007-PLN-ARB-12-54-0002	Mojave Solar Project, Alpha & Beta Plant Water Treatment Building Wind Load & Notes	Drawing	1	Vendor	GEN-2	Approval	Drawing
6007-PLN-ARB-12-54-0003	Mojave Solar Project, Alpha & Beta Plant Water Treatment Building Roof Framing Plan & Wall F.O. Description	Drawing	1	Vendor	GEN-2	Approval	Drawing
6007-PLN-ARB-12-54-0004	Mojave Solar Project, Alpha & Beta Plant Water Treatment Building Lean-to Framing Plan	Drawing	1	Vendor	GEN-2	Approval	Drawing
6007-PLN-ARB-12-54-0005	Mojave Solar Project, Alpha & Beta Plant Water Treatment Building Roof Sheeting Plan	Drawing	1	Vendor	GEN-2	Approval	Drawing
6007-PLN-ARB-12-54-0006	Mojave Solar Project, Alpha & Beta Plant Water Treatment Building Lean-to Roof Sheeting Plan	Drawing	1	Vendor	GEN-2	Approval	Drawing
6007-PLN-ARB-12-54-0007	Mojave Solar Project, Alpha & Beta Plant Water Treatment Building Line 12 Elevations & Portal Detail	Drawing	1	Vendor	GEN-2	Approval	Drawing
6007-PLN-ARB-12-54-0008	Mojave Solar Project, Alpha & Beta Plant Water Treatment Building Line 2 Elevations & Lean to Rafter Support Detail	Drawing	1	Vendor	GEN-2	Approval	Drawing
6007-PLN-ARB-12-54-0009	Mojave Solar Project, Alpha & Beta Plant Water Treatment Building Line 1 Strucutral & Sheeting Elevations	Drawing	1	Vendor	GEN-2	Approval	Drawing
6007-PLN-ARB-12-54-0010	Mojave Solar Project, Alpha & Beta Plant Water Treatment Building Line A Strucutral & Sheeting Elevations	Drawing	1	Vendor	GEN-2	Approval	Drawing
6007-PLN-ARB-12-54-0011	Mojave Solar Project, Alpha & Beta Plant Water Treatment Building Line G Strucutral & Sheeting Elevations	Drawing	1	Vendor	GEN-2	Approval	Drawing
6007-PLN-ARB-12-54-0012	Mojave Solar Project, Alpha & Beta Plant Water Treatment Building Line B & F.4 Strucutral & Sheeting Elevations	Drawing	1	Vendor	GEN-2	Approval	Drawing
6007-PLN-ARB-12-54-0013	Mojave Solar Project, Alpha & Beta Plant Water Treatment Building Line D Strucutral & Sheeting Elevations	Drawing	1	Vendor	GEN-2	Approval	Drawing
6007-PLN-ARB-12-54-0014	Mojave Solar Project, Alpha & Beta Plant Water Treatment Building Line 2 & 12 Int. Wall Liner Elev. & Details	Drawing	1	Vendor	GEN-2	Approval	Drawing
6007-PLN-ARB-12-54-0015	Mojave Solar Project, Alpha & Beta Plant Water Treatment Building Line A & G Int. Wall Liner Elev. & Details	Drawing	1	Vendor	GEN-2	Approval	Drawing
6007-PLN-ARB-12-54-0016	Mojave Solar Project, Alpha & Beta Plant Water Treatment Building Line B,C, & D Rigid Frame Elevation	Drawing	1	Vendor	GEN-2	Approval	Drawing
6007-PLN-ARB-12-54-0017	Mojave Solar Project, Alpha & Beta Plant Water Treatment Building Line E,F, & G Rigid Frame Elevation	Drawing	1	Vendor	GEN-2	Approval	Drawing
6007-PLN-ARB-12-54-0018	Mojave Solar Project, Alpha & Beta Plant Water Treatment Building Line G Rigid Frame Elevation	Drawing	1	Vendor	GEN-2	Approval	Drawing
6007-PLN-ARB-12-54-0019	Mojave Solar Project, Alpha & Beta Plant Water Treatment Building Line E.2 Rigid Frame Elevation	Drawing	1	Vendor	GEN-2	Approval	Drawing
6007-PLN-ARB-12-54-0020	Mojave Solar Project, Alpha & Beta Plant Water Treatment Building Line F.4 Rigid Frame Elevation	Drawing	1	Vendor	GEN-2	Approval	Drawing
6007-PLN-ARB-12-54-0021	Mojave Solar Project, Alpha & Beta Plant Water Treatment Building Structural & Sheeting Details	Drawing	1	Vendor	GEN-2	Approval	Drawing
6007-PLN-ARB-12-54-0022	Mojave Solar Project, Alpha & Beta Plant Water Treatment Building Structural & Sheeting Details	Drawing	1	Vendor	GEN-2	Approval	Drawing
6007-PLN-ARB-12-54-0023	Mojave Solar Project, Alpha & Beta Plant Water Treatment Building Structural & Sheeting Details	Drawing	1	Vendor	GEN-2	Approval	Drawing
6007-PLN-ARB-12-54-0024	Mojave Solar Project, Alpha & Beta Plant Water Treatment Building Standing Seam Roof Sheeting Details	Drawing	1	Vendor	GEN-2	Approval	Drawing
6007-PLN-ARB-12-54-0025	Mojave Solar Project, Alpha & Beta Plant Water Treatment Building Standing Seam Roof Struc. Brc. Details	Drawing	1	Vendor	GEN-2	Approval	Drawing
6007-PLN-ARB-12-54-0026	Mojave Solar Project, Alpha & Beta Plant Water Treatment Building Steal Fabrication Structural Weld. Details	Drawing	1	Vendor	GEN-2	Approval	Drawing
6007-PLN-ARB-12-54-0027	Mojave Solar Project, Alpha & Beta Plant Water Treatment Building Steal Fabrication Struct. Welding procedure	Drawing	1	Vendor	GEN-2	Approval	Drawing
44539-CalcRev1	Calculations for Abener Teyma Mojave Solar Plant - Water Treatment Building	Calculation	1	Vendor	GEN-2	Approval	Calculation
6007-PLN-AGE-58-32-2202	Alpha Plant Cable Tray System In Overflow-Ullage Detailed Plan	Drawing	1	Vendor	GEN-2	Approval	Drawing
6007-PLN-AGE-58-32-6202	Beta Plant Cable Tray System In Overflow-Ullage Detailed Plan	Drawing	1	Vendor	GEN-2	Approval	Drawing
6007-PLN-FWE-21-32-0000	Main Cable Tray Routing 1 Zone Boiler Units (Instrumentation)	Drawing	B	Vendor	GEN-2	Approval	Drawing
6007-PLN-FWE-21-32-0001	Main Cable Tray Routing 1 (Isometric) Zone Boiler Units (Instrumentation)	Drawing	C	Vendor	GEN-2	Approval	Drawing
6007-PLN-FWE-21-32-0002	Main Cable Tray Routing 2 Zone Reheaters (Instrumentation)	Drawing	A	Vendor	GEN-2	Approval	Drawing
6007-PLN-FWE-21-32-0003	Main Cable Tray Routing 2 (Isometric) Zone Reheaters (Instrumentation)	Drawing	B	Vendor	GEN-2	Approval	Drawing
6007-PLN-AGE-67-32-2000	Alpha & Beta Plant I&C Cable Trays, Utilites Cover	Drawing	1	Vendor	GEN-2	Approval	Drawing
6007-PLN-AGE-67-32-2001	Alpha & Beta Plant I&C Cable Trays, Utilites General	Drawing	1	Vendor	GEN-2	Approval	Drawing
6007-PLN-AGE-67-32-2002	Alpha & Beta Plant I&C Cable Trays, Utilites Water Treatment & Water Tanks	Drawing	1	Vendor	GEN-2	Approval	Drawing
6007-PLN-AGE-67-32-2003	Alpha & Beta Plant I&C Cable Trays, Utilites Cooling Towers	Drawing	1	Vendor	GEN-2	Approval	Drawing
6007-PLN-AGE-67-32-2004	Alpha & Beta Plant I&C Cable Trays, Utilites Cooling Towers	Drawing	1	Vendor	GEN-2	Approval	Drawing
6007-PLN-AGE-67-32-2005	Alpha & Beta Plant I&C Cable Trays, Utilites Sections WT	Drawing	1	Vendor	GEN-2	Approval	Drawing
6007-PLN-AGE-67-32-2006	Alpha & Beta Plant I&C Cable Trays, Utilites Sections CT	Drawing	1	Vendor	GEN-2	Approval	Drawing
6007-PLN-AGE-25-32-2000	Alpha & Bet Plant I&C Cable Trays, Power Block Cover	Drawing	1	Vendor	GEN-2	Approval	Drawing
6007-PLN-AGE-25-32-2001	Alpha & Bet Plant I&C Cable Trays, Power Block General	Drawing	1	Vendor	GEN-2	Approval	Drawing
6007-PLN-AGE-25-32-2002	Alpha & Bet Plant I&C Cable Trays, Power Block Turbine	Drawing	1	Vendor	GEN-2	Approval	Drawing
6007-PLN-AGE-25-32-2003	Alpha & Bet Plant I&C Cable Trays, Power Block GE Cable Turbine	Drawing	1	Vendor	GEN-2	Approval	Drawing

6007-PLN-AGE-25-32-2004	Alpha & Bet Plant I&C Cable Trays, Power Block DA Structure	Drawing	1	Vendor	GEN-2	Approval	Drawing
6007-PLN-AGE-25-32-2005	Alpha & Bet Plant I&C Cable Trays, Power Block DA Structure	Drawing	1	Vendor	GEN-2	Approval	Drawing
6007-PLN-AGE-25-32-2006	Alpha & Bet Plant I&C Cable Trays, Power Block DA Structure	Drawing	1	Vendor	GEN-2	Approval	Drawing
6007-PLN-AGE-25-32-2007	Alpha & Bet Plant I&C Cable Trays, Power Block DA Structure	Drawing	1	Vendor	GEN-2	Approval	Drawing
6007-PLN-AGE-25-32-2008	Alpha & Bet Plant I&C Cable Trays, Power Block DA Structure	Drawing	1	Vendor	GEN-2	Approval	Drawing
6007-PLN-AGE-25-32-2009	Alpha & Bet Plant I&C Cable Trays, Power Block Sections	Drawing	1	Vendor	GEN-2	Approval	Drawing
6007-PLN-AGE-25-32-2010	Alpha & Bet Plant I&C Cable Trays, Power Block Sections	Drawing	1	Vendor	GEN-2	Approval	Drawing
6007-PLN-AGE-29-55-4002	Mojave Solar Project. Potable water line. Field Alpha. Underground utilities Undeground plan.	Drawing	2	Vendor	GEN-2	Approval	Drawing
6007-PLN-AGE-29-55-4003	Mojave Solar Project. Potable water line. Field Alpha. Underground utilities Details	Drawing	2	Vendor	GEN-2	Approval	Drawing
6007-PLN-AGE-29-55-8002	Mojave Solar Project. Potable water line. Field Beta. Underground utilities Undeground plan.	Drawing	2	Vendor	GEN-2	Approval	Drawing
6007-PLN-AGE-29-55-8003	Mojave Solar Project. Potable water line. Field Beta. Underground utilities Details	Drawing	2	Vendor	GEN-2	Approval	Drawing
6007-HDD-SFP-15-81-0003	Primary Transformer System Technical Data	Data Sheeet	0	Vendor	GEN-2	Approval	Data Sheeet
6007-PLN-SFP-15-81-F035A	Alpha Site Fire Protection Primary Transformer Deluge System T1	Drawing	0	Vendor	GEN-2	Approval	Drawing
6007-PLN-SFP-15-81-F035B	Alpha Site Fire Protection Primary Transformer Deluge System T1	Drawing	0	Vendor	GEN-2	Approval	Drawing
6007-CAL-SFP-15-81-H003	Hydraulic Design Information Sheet	Calculation	0	Vendor	GEN-2	Approval	Calculation
6007-CAL-SFP-15-81-S003 A	Tol-Brace Seismic Calculations (A)	Calculation	0	Vendor	GEN-2	Approval	Calculation
6007-CAL-SFP-15-81-S003 B	Tol-Brace Seismic Calculations (B)	Calculation	0	Vendor	GEN-2	Approval	Calculation
6007-CAL-SFP-15-81-S003 C	Tol-Brace Seismic Calculations (C)	Calculation	0	Vendor	GEN-2	Approval	Calculation
6007-CAL-SFP-15-81-HR01	Hanger Load Calculations	Calculation	0	Vendor	GEN-2	Approval	Calculation
Revision Letter	Alpha & Beta Site Expansion Vessel Fire Protection Submittal	Revision Letter	NA	Vendor	GEN-2	Approval	Revision Letter
6007-PLN-SFP-15-81-H001	Alpha and Beta Site Fire Protection Hanger Details	Drawing	1	Vendor	GEN-2	Approval	Drawing
6007-PLN-SFP-15-81-G003	Alpha Site Fire Protection Alpha Site Hydraulic Node Plan	Drawing	0	Vendor	GEN-2	Approval	Drawing
6007-PLN-SFP-15-81-G005	Beta Site Fire Protection Alpja Site Hydraulic Node Plan	Drawing	0	Vendor	GEN-2	Approval	Drawing
6007-PLN-SFP-15-81-D002	Alpha & Beta Site Fire Protection Above Ground Details	Drawing	0	Vendor	GEN-2	Approval	Drawing
6007-PLN-SFP-15-81-F010	Alpha Site-Fire Protection Vessel Plan	Drawing	0	Vendor	GEN-2	Approval	Drawing
6007-PLN-SFP-15-81-F011	Alpha Site-Fire Protection Vessel Plan	Drawing	0	Vendor	GEN-2	Approval	Drawing
6007-PLN-SFP-15-81-F012	Alpha Site Fire Protection Vessel Isometric View	Drawing	0	Vendor	GEN-2	Approval	Drawing
6007-PLN-SFP-15-81-F110	Beta Site Fire Protection Vessel Plan	Drawing	0	Vendor	GEN-2	Approval	Drawing
6007-PLN-SFP-15-81-F111	Beta Site Fire Protection Vessel Stretch Plan	Drawing	0	Vendor	GEN-2	Approval	Drawing
6007-PLN-SFP-15-81-F112	Beta Site Fire Protection Vessel Isometric View	Drawing	0	Vendor	GEN-2	Approval	Drawing
6007-CAL-SFP-15-81-H102	Hydraulic Calculations	Calculation	0	Vendor	GEN-2	Approval	Calculation
6007-CAL-SFP-15-81-H002	Hydraulic Calculations	Calculation	0	Vendor	GEN-2	Approval	Calculation
6007-HDD-SFP-15-81-0002	Tyco Nozzle data sheet	Data Sheet	0	Vendor	GEN-2	Approval	Data Sheet
6007-CAL-SFP-15-81-S002 (A)	Tol-Brace Seismic Calculations	Calculation	N/A	Vendor	GEN-2	Approval	Calculation
6007-CAL-SFP-15-81-S002 (B)	Tol-Brace Seismic Calculations	Calculation	N/A	Vendor	GEN-2	Approval	Calculation
6007-CAL-SFP-15-81-S002 (C)	Tol-Brace Seismic Calculations	Calculation	N/A	Vendor	GEN-2	Approval	Calculation
6007-CAL-SFP-15-81-S002 (D)	Tol-Brace Seismic Calculations	Calculation	N/A	Vendor	GEN-2	Approval	Calculation
6007-CAL-SFP-15-81-S002 (E)	Tol-Brace Seismic Calculations	Calculation	N/A	Vendor	GEN-2	Approval	Calculation
6007-CAL-SFP-15-81-S002 (F)	Tol-Brace Seismic Calculations	Calculation	N/A	Vendor	GEN-2	Approval	Calculation
6007-CAL-SFP-15-81-S002 (G)	Tol-Brace Seismic Calculations	Calculation	N/A	Vendor	GEN-2	Approval	Calculation
6007-PLN-SFP-15-81-F050	Alpha Site Fire Protection Administration Building	Drawing	0	Vendor	GEN-2	Approval	Drawing
6007-PLN-SFP-15-81-F051	Alpha Site Fire Protection Admin Bldg Hanger & Site Ref Dwgs	Drawing	0	Vendor	GEN-2	Approval	Drawing
6007-PLN-SFP-15-81-F150	Beta Site Fire Protection Administration Building	Drawing	0	Vendor	GEN-2	Approval	Drawing
6007-PLN-SFP-15-81-F151	Beta Site Fire Protection Admin Bldg Hanger & Site Ref Dwgs	Drawing	0	Vendor	GEN-2	Approval	Drawing
6007-PLN-SFP-15-81-G003	Alpha Site Fire Protection Alpha Site Hydraulic Node Plan	Drawing	0	Vendor	GEN-2	Approval	Drawing
6007-PLN-SFP-15-81-G005	Beta Site Fire Protection Alpha Site Hydraulic Node Plant	Drawing	0	Vendor	GEN-2	Approval	Drawing
6007-PLN-SFP-15-81-H001	Alpha & Beta Site Fire Protection Hanger Details	Drawing	0	Vendor	GEN-2	Approval	Drawing
6007-PLN-SFP-15-81-S001	Alpha & Beta Site Fire Protection Seismic Bracing Details	Drawing	0	Vendor	GEN-2	Approval	Drawing
ALPHA HYD REMOTE 1-2	Calculation Summary - Alpha	Calculation Summary - Alpha	0	Vendor	GEN-2	Approval	alculation Summary - Alph
BETA HYD REMOTE 1-2	Calculation Summary - Beta	Calculation Summary - Beta	0	Vendor	GEN-2	Approval	Calculation Summary - Bet
SEISMIC CALCS-ADMIN	Tol-Brace Seismic Calculations	Calculation	0	Vendor	GEN-2	Approval	Calculation
RPC Digital Cert Validation Form	14.3 - Digital Certification Validation Form	Revision Letter	NA	Vendor	GEN-2	Approval	Revision Letter
FP Admin Bldg_STRUC-1-11.01 PC1	STRUC-1-11.01 PC1- Revision Letter	Revision Letter	NA	Vendor	GEN-2	Approval	Revision Letter
6007-CAL-AGE-25-54-4900	Calculation report for Exhaust Support in STG structure Alpha Plant	Calculation	1	Vendor	GEN-2	Approval	Calculation
6007-CAL-AGE-25-54-8900	Calculation report for Exhaust Support in STG structure Beta Plant	Calculation	1	Vendor	GEN-2	Approval	Calculation
6007-PLN-AGE-25-54-4900	Field Alpha Exhaust Support in STG structure Cover sheet	Drawing	1	Vendor	GEN-2	Approval	Drawing
6007-PLN-AGE-25-54-4920	Field Alpha Exhaust Support in STG structure General Notes	Drawing	1	Vendor	GEN-2	Approval	Drawing
6007-PLN-AGE-25-54-4940	Alpha Alpha Exhaust Support in STG structure 360 & 322 Plan Views, Elevations & Details	Drawing	2	Vendor	GEN-2	Approval	Drawing
6007-PLN-AGE-25-54-4941	Alpha Alpha Exhaust Support in STG structure 308 & 309 Plan Views, Elevations & Details	Drawing	1	Vendor	GEN-2	Approval	Drawing
6007-PLN-AGE-25-54-8900	Beta Field Exhaust Support in STG structure Cover sheet	Drawing	1	Vendor	GEN-2	Approval	Drawing
6007-PLN-AGE-25-54-8920	Field Beta Exhaust Support in STG structure General Notes	Drawing	1	Vendor	GEN-2	Approval	Drawing
6007-PLN-AGE-25-54-8940	Field Beta Exhaust Support in STG structure 360 & 322 Plan Views, Elevations & Details	Drawing	2	Vendor	GEN-2	Approval	Drawing
6007-PLN-AGE-25-54-8941	Beta Beta Exhaust Support in STG structure 309 & 309 Plan Views, Elevations & Details	Drawing	1	Vendor	GEN-2	Approval	Drawing
6007-PLN-APT-00-00-H101-A	Hazardous Areas Classification Alpha Plant Sheet #1/11	Drawing	2	Vendor	GEN-2	Approval	Drawing
6007-PLN-APT-00-00-H102-B	Hazardous Areas Classification Beta Plant Sheet #2/11	Drawing	2	Vendor	GEN-2	Approval	Drawing
6007-PLN-APT-00-00-H103-A	Hazardous Areas Classification Alpha Plant Sheet #3/11	Drawing	2	Vendor	GEN-2	Approval	Drawing
6007-PLN-APT-00-00-H104-B	Hazardous Areas Classification Beta Plant Sheet #4/11	Drawing	2	Vendor	GEN-2	Approval	Drawing
6007-PLN-APT-00-00-H105-A	Hazardous Areas Classification Alpha Plant Sheet #5/11	Drawing	2	Vendor	GEN-2	Approval	Drawing
6007-PLN-APT-00-00-H106-B	Hazardous Areas Classification Beta Plant Sheet #6/11	Drawing	2	Vendor	GEN-2	Approval	Drawing
6007-PLN-APT-00-00-H107-A	Hazardous Areas Classification Alpha Plant Sheet #7/11	Drawing	2	Vendor	GEN-2	Approval	Drawing
6007-PLN-APT-00-00-H108-B	Hazardous Areas Classification Beta Plant Sheet #8/11	Drawing	2	Vendor	GEN-2	Approval	Drawing
6007-PLN-APT-00-00-H109-A	Hazardous Areas Classification Alpha Plant Sheet #9/11	Drawing	2	Vendor	GEN-2	Approval	Drawing
6007-PLN-APT-00-00-H1010-B	Hazardous Areas Classification Beta Plant Sheet #10/11	Drawing	2	Vendor	GEN-2	Approval	Drawing
6007-PLN-APT-00-00-H1011-A	Hazardous Areas Classification Alpha Plant Sheet #11/11	Drawing	2	Vendor	GEN-2	Approval	Drawing
6007-CAL-AGE-58-54-2700	MOJAVE SOLAR RACK 2 SILENCER HTF STRUCTURE (ALPHA)	Calculation	0	Vendor	GEN-2	Approval	Calculation
6007-PLN-AGE-58-54-2700	MOJAVE SOLAR PROJECT FIELD ALPHA RACK 2 SILENCER HTF STEEL STRUCTURE. COVER SHEET	Drawing	0	Vendor	GEN-2	Approval	Drawing
6007-PLN-AGE-58-54-2701	MOJAVE SOLAR PROJECT ALPHA PLANT RACK 2 SILENCER HTF STEEL STRUCTURE. GENERAL NOTES	Drawing	0	Vendor	GEN-2	Approval	Drawing
6007-PLN-AGE-58-54-2702	MOJAVE SOLAR PROJECT ALPHA PLANT RACK 2 SILENCER HTF STEEL STRUCTURE. STRUCTURE STEEL, FRAMES	Drawing	0	Vendor	GEN-2	Approval	Drawing
6007-PLN-AGE-58-54-2703	MOJAVE SOLAR PROJECT ALPHA PLANT RACK 2 SILENCER HTF STEEL STRUCTURE. STRUCTURE STEEL, FRAMES	Drawing	0	Vendor	GEN-2	Approval	Drawing
6007-PLN-AGE-58-54-2704	MOJAVE SOLAR PROJECT ALPHA PLANT RACK 2 SILENCER HTF STEEL STRUCTURE. STRUCTURE STEEL, FRAMES	Drawing	0	Vendor	GEN-2	Approval	Drawing
6007-PLN-AGE-58-54-2705	MOJAVE SOLAR PROJECT ALPHA PLANT RACK 2 SILENCER HTF STEEL STRUCTURE. STRUCTURE STEEL, FRAMES AND	Drawing	0	Vendor	GEN-2	Approval	Drawing
6007-PLN-AGE-58-54-2706	MOJAVE SOLAR PROJECT ALPHA PLANT RACK 2 SILENCER HTF STEEL STRUCTURE. CONNECTION DETAILS	Drawing	1	Vendor	GEN-2	Approval	Drawing
6007-PLN-AGE-58-54-2707	MOJAVE SOLAR PROJECT ALPHA PLANT RACK 2 SILENCER HTF STEEL STRUCTURE. CONNECTION DETAILS	Drawing	1	Vendor	GEN-2	Approval	Drawing
6007-CAL-AGE-58-54-6700	MOJAVE SOLAR RACK 2 SILENCER HTF STRUCTURE (BETA)	Calculation	0	Vendor	GEN-2	Approval	Calculation
6007-PLN-AGE-58-54-6700	MOJAVE SOLAR PROJECT FIELD BETA RACK 2 SILENCER HTF STEEL STRUCTURE. COVER SHEET	Drawing	0	Vendor	GEN-2	Approval	Drawing
6007-PLN-AGE-58-54-6701	MOJAVE SOLAR PROJECT BETA PLANT RACK 2 SILENCER HTF STEEL STRUCTURE. GENERAL NOTES	Drawing	0	Vendor	GEN-2	Approval	Drawing
6007-PLN-AGE-58-54-6702	MOJAVE SOLAR PROJECT BETA PLANT RACK 2 SILENCER HTF STEEL STRUCTURE. STRUCTURE STEEL, FRAMES	Drawing	0	Vendor	GEN-2	Approval	Drawing
6007-PLN-AGE-58-54-6703	MOJAVE SOLAR PROJECT BETA PLANT RACK 2 SILENCER HTF STEEL STRUCTURE. STRUCTURE STEEL, FRAMES	Drawing	0	Vendor	GEN-2	Approval	Drawing
6007-PLN-AGE-58-54-6704	MOJAVE SOLAR PROJECT BETA PLANT RACK 2 SILENCER HTF STEEL STRUCTURE. STRUCTURE STEEL, FRAMES	Drawing	0	Vendor	GEN-2	Approval	Drawing
6007-PLN-AGE-58-54-6705	MOJAVE SOLAR PROJECT BETA PLANT RACK 2 SILENCER HTF STEEL STRUCTURE. STRUCTURE STEEL, FRAMES AND	Drawing	0	Vendor	GEN-2	Approval	Drawing
6007-PLN-AGE-58-54-6706	MOJAVE SOLAR PROJECT BETA PLANT RACK 2 SILENCER HTF STEEL STRUCTURE. CONNECTION DETAILS	Drawing	1	Vendor	GEN-2	Approval	Drawing
6007-PLN-AGE-58-54-6707	MOJAVE SOLAR PROJECT BETA PLANT RACK 2 SILENCER HTF STEEL STRUCTURE. CONNECTION DETAILS	Drawing	1	Vendor	GEN-2	Approval	Drawing
0802 PCR 130829 Rev 1	Response letter- 0802 Mojave Solar - Rack 2 Silencer HTF Structure	Revision Letter	NA	Vendor	GEN-2	Approval	Revision Letter
6007-HDD-SFP-15-81-0004	FIRE PUMP DATA SHEET	Data Sheet	0	Vendor	GEN-2	Approval	Data Sheet
6007-PLN-SFP-15-81-F002	ALPHA & BETA SITE FIRE PROTECTION FIRE PUMP LAYOUT	Drawing	0	Vendor	GEN-2	Approval	Drawing
6007-PLN-SFP-15-81-F003	ALPHA SITE FIRE PROTECTION PUMP HOUSE SPRINKLER PLAN	Drawing	0	Vendor	GEN-2	Approval	Drawing
6007-PLN-SFP-15-81-G001	ALPHA & BETA SITE FIRE PROTECTION COVER SHEET	Drawing	0	Vendor	GEN-2	Approval	Drawing
6007-PLN-SFP-15-81-H003	ALPHA & BETA SITE FIRE PROTECTION HANGER DETAILS PUMP HOUSE	Drawing	0	Vendor	GEN-2	Approval	Drawing
6007-HDD-SFP-15-81-0005	FIRE PROTECTION ABOVE GROUND PRODUCTS	Data Sheet	0	Vendor	GEN-2	Approval	Data Sheet
6007-PLN-SFP-15-81-D002	ALPHA & BETA SITE FIRE PROTECTION ABOVE GROUND DETAILS	Drawing	1	Vendor	GEN-2	Approval	Drawing
6007-CAL-SFP-15-81-H104	BETA STEAM GEN HYD CALCS	Calculation	0	Vendor	GEN-2	Approval	Calculation
6007-CAL-SFP-15-81-H004	ALPHA STEAM GEN AREA CALCS	Calculation	0	Vendor	GEN-2	Approval	Calculation
6007-CAL-SFP-15-81-S004	TOL-BRACE SEISMIC CALCULATIONS	Calculation	0	Vendor	GEN-2	Approval	Calculation
6007-PLN-SFP-15-81-G001	ALPHA & BETA SITE FIRE PROTECTION COVER SHEET	Drawing	1	Vendor	GEN-2	Approval	Drawing
6007-PLN-SFP-15-81-G002	ALPHA SITE FIRE PROTECTION ZONES AREAS & DESIGN CRITERIA	Drawing	0	Vendor	GEN-2	Approval	Drawing
6007-PLN-SFP-15-81-G003	ALPHA SITE FIRE PROTECTION ALPHA SITE HYDRAULIC NODE PLAN	Drawing	1	Vendor	GEN-2	Approval	Drawing
6007-PLN-SFP-15-81-G004	BETA SITE FIRE PROTECTION ZONE AREAS & DESIGN CRITERIA	Drawing	0	Vendor	GEN-2	Approval	Drawing
6007-PLN-SFP-15-81-G005	BETA SITE FIRE PROTECTION BETA SITE HYDRAULIC NODE PLAN	Drawing	1	Vendor	GEN-2	Approval	Drawing
6007-PLN-SFP-15-81-H004	ALPHA & BETA SITE FIRE PROTECTION HANGER DETAIS STEAM GEN AREA	Drawing	0	Vendor	GEN-2	Approval	Drawing
6007-PLN-SFP-15-81-F030	ALPHA SITE FIRE PROTECTION STEAM GENERATOR BULK PIPE	Drawing	0	Vendor	GEN-2	Approval	Drawing
6007-PLN-SFP-15-81-F031	ALPHA SITE FIRE PROTECTION STEAM GENERATOR PLAN & SECTION	Drawing	0	Vendor	GEN-2	Approval	Drawing
6007-PLN-SFP-15-81-F130	BETA SITE FIRE PROTECTION STEAM GENERATIOR BULK PIPE	Drawing	0	Vendor	GEN-2	Approval	Drawing
6007-PLN-SFP-15-81-F131	BETA SITE FIRE PROTECTION STEAM GENERATOR PLAN & SECTION	Drawing	0	Vendor	GEN-2	Approval	Drawing
6007-CAL-AGE-00-54-2000	CALCULATION REPORT FOR ELECTRICAL PANELS STRUCTURE. ALPHA PLANT	Calculation	3	Vendor	GEN-2	Approval	Calculation
6007-PLN-AGE-00-54-2000	MOJAVE SOLAR PROJECT. ALPHA PLANT. ELECTRICAL PANELS STEEL. COVER SHEET	Drawing	1	Vendor	GEN-2	Approval	Drawing
6007-PLN-AGE-00-54-2001	MOJAVE SOLAR PROJECT. ALPHA PLANT. ELECTRICAL PANELS STEEL. GENERAL NOTES	Drawing	3	Vendor	GEN-2	Approval	Drawing
6007-PLN-AGE-00-54-2002	MOJAVE SOLAR PROJECT. ALPHA PLANT. ELECTRICAL PANELS STEEL. STEEL PLAN I	Drawing	2	Vendor	GEN-2	Approval	Drawing
6007-PLN-AGE-00-54-2003	MOJAVE SOLAR PROJECT. ALPHA PLANT. ELECTRICAL PANELS STEEL. STEEL PLAN II	Drawing	2	Vendor	GEN-2	Approval	Drawing
6007-PLN-AGE-00-54-2004	MOJAVE SOLAR PROJECT. ALPHA PLANT. ELECTRICAL PANELS STEEL. STEEL PLAN III	Drawing	2	Vendor	GEN-2	Approval	Drawing
6007-PLN-AGE-00-54-2005	MOJAVE SOLAR PROJECT. ALPHA PLANT. ELECTRICAL PANELS STEEL. STEEL PLAN IV	Drawing	2	Vendor	GEN-2	Approval	Drawing
6007-PLN-AGE-00-54-2006	MOJAVE SOLAR PROJECT. ALPHA PLANT. ELECTRICAL PANELS STEEL. ESA TYPE 1 AND 2. SECTIONS & DETAILS	Drawing	3	Vendor	GEN-2	Approval	Drawing
6007-CAL-AGE-00-54-6000	CALCULATION REPORT FOR ELECTRICAL PANELS STRUCTURE. BETA PLANT	Calculation	4	Vendor	GEN-2	Approval	Calculation
6007-PLN-AGE-00-54-6000	MOJAVE SOLAR PROJECT. BETA PLANT. ELECTRICAL PANELS STEEL. COVER SHEET	Drawing	2	Vendor	GEN-2	Approval	Drawing
6007-PLN-AGE-00-54-6001	MOJAVE SOLAR PROJECT. BETA PLANT. ELECTRICAL PANELS STEEL. GENERAL NOTES	Drawing	3	Vendor	GEN-2	Approval	Drawing
6007-PLN-AGE-00-54-6002	MOJAVE SOLAR PROJECT. BETA PLANT. ELECTRICAL PANELS STEEL. STEEL PLAN I	Drawing	2	Vendor	GEN-2	Approval	Drawing
6007-PLN-AGE-00-54-6003	MOJAVE SOLAR PROJECT. BETA PLANT. ELECTRICAL PANELS STEEL. STEEL PLAN II	Drawing	2	Vendor	GEN-2	Approval	Drawing
6007-PLN-AGE-00-54-6004	MOJAVE SOLAR PROJECT. BETA PLANT. ELECTRICAL PANELS STEEL. STEEL PLAN III	Drawing	2	Vendor	GEN-2	Approval	Drawing
6007-PLN-AGE-00-54-6005	MOJAVE SOLAR PROJECT. BETA PLANT. ELECTRICAL PANELS STEEL. STEEL PLAN IV	Drawing	2	Vendor	GEN-2	Approval	Drawing
6007-PLN-AGE-00-54-6006	MOJAVE SOLAR PROJECT. BETA PLANT. ELECTRICAL PANELS STEEL. STEEL PLAN V	Drawing	2	Vendor	GEN-2	Approval	Drawing

6007-PLN-AGE-00-54-6007	MOJAVE SOLAR PROJECT. BETA PLANT. ELECTRICAL PANELS STEEL. ESB TYPE 1 AND 2. SECTIONS & DETAILS	Drawing	3	Vendor	GEN-2	Approval	Drawing
6007-PLN-AGE-00-54-6008	MOJAVE SOLAR PROJECT. BETA PLANT. ELECTRICAL PANELS STEEL. EBSB. SECTIONS & DETAILS	Drawing	5	Vendor	GEN-2	Approval	Drawing
Plan Check Reply_STRUC-1-42.01-PC2	STRUC-1-42.01-A&B Instrumentation and Control Panels Structures-PC2	Revision Letter	NA	Vendor	GEN-2	Approval	Revision Letter
6007-CAL-AGE-00-54-2050	CALCULATION REPORT FOR I&C PANEL STRUCTURES. ALPHA PLANT	Calculation	1	Vendor	GEN-2	Approval	Calculation
6007-PLN-AGE-00-54-2050	MOJAVE SOLAR PROJECT ALPHA PLANT I&C PANELS STEEL. COVER SHEET	Drawing	0	Vendor	GEN-2	Approval	Drawing
6007-PLN-AGE-00-54-2051	MOJAVE SOLAR PROJECT ALPHA PLANT I&C PANELS STEEL. GENERAL NOTES	Drawing	1	Vendor	GEN-2	Approval	Drawing
6007-PLN-AGE-00-54-2052	MOJAVE SOLAR PROJECT ALPHA PLANT I&C PANELS STEEL. STEEL PLAN V	Drawing	0	Vendor	GEN-2	Approval	Drawing
6007-PLN-AGE-00-54-2053	MOJAVE SOLAR PROJECT ALPHA PLANT I&C PANELS STEEL. ICS TYPE 1. STEEL PLAN VIEW, SECTION & DETAILS	Drawing	2	Vendor	GEN-2	Approval	Drawing
6007-PLN-AGE-00-54-2054	MOJAVE SOLAR PROJECT ALPHA PLANT I&C PANELS STEEL. ICS TYPE 2 AND 3. STEEL PLAN VIEW, SECTION & DETA	Drawing	2	Vendor	GEN-2	Approval	Drawing
6007-PLN-AGE-00-54-2055	MOJAVE SOLAR PROJECT ALPHA PLANT I&C PANELS STEEL. ICS TYPE 4. STEEL PLAN VIEW SECTION & DETAILS	Drawing	2	Vendor	GEN-2	Approval	Drawing
6007-CAL-AGE-00-54-6050	CALCULATION REPORT FOR I&C PANEL STRUCTURES. BETA PLANT	Calculation	1	Vendor	GEN-2	Approval	Calculation
6007-PLN-AGE-00-54-6050	MOJAVE SOLAR PROJECT BETA PLANT I&C PANELS STEEL. COVER SHEET	Drawing	0	Vendor	GEN-2	Approval	Drawing
6007-PLN-AGE-00-54-6051	MOJAVE SOLAR PROJECT BETA PLANT I&C PANELS STEEL. GENERAL NOTES	Drawing	1	Vendor	GEN-2	Approval	Drawing
6007-PLN-AGE-00-54-6052	MOJAVE SOLAR PROJECT BETA PLANT I&C PANELS STEEL. STEEL PLAN V	Drawing	0	Vendor	GEN-2	Approval	Drawing
6007-PLN-AGE-00-54-6053	MOJAVE SOLAR PROJECT BETA PLANT I&C PANELS STEEL. ICS TYPE 1. STEEL PLAN VIEW SECTION & DETAILS	Drawing	2	Vendor	GEN-2	Approval	Drawing
6007-PLN-AGE-00-54-6054	MOJAVE SOLAR PROJECT BETA PLANT I&C PANELS STEEL. ICS TYPE 2 AND 3. STEEL PLAN VIEW, SECTION & DETAIL	Drawing	2	Vendor	GEN-2	Approval	Drawing
6007-PLN-AGE-00-54-6055	MOJAVE SOLAR PROJECT BETA PLANT I&C PANELS STEEL. ICS TYPE 4. STEEL PLAN VIEW SECTION & DETAILS	Drawing	2	Vendor	GEN-2	Approval	Drawing
Plan Check Reply_STRUC-1-41.01-PC2	STRUC-1-41.01-A&B Instrumentation and Control Panels Structures-PC2	Revision Letter	NA	Vendor	GEN-2	Approval	Revision Letter
ESR-1976	ICC_ES EVALUATION REPORT	Revision Letter	NA	Vendor	GEN-2	Approval	Revision Letter
6007-CAL-AGE-25-54-4900	Calculation report for Exhaust Support in STG structure Alpha Plant	Calculation	2	Vendor	GEN-2	Approval	Calculation
6007-CAL-AGE-25-54-8900	Calculation report for Exhaust Support in STG structure Beta Plant	Calculation	2	Vendor	GEN-2	Approval	Calculation
6007-PLN-AGE-25-54-4900	Field Alpha Exhaust Support in STG structure Cover sheet	Drawing	2	Vendor	GEN-2	Approval	Drawing
6007-PLN-AGE-25-54-4920	Field Alpha Exhaust Support in STG structure General Notes	Drawing	1	Vendor	GEN-2	Approval	Drawing
6007-PLN-AGE-25-54-4940	Field Alpha Exhaust Support in STG structure 360 & 322 Plan Views, Elevations & Details	Drawing	3	Vendor	GEN-2	Approval	Drawing
6007-PLN-AGE-25-54-4941	Field Alpha Exhaust Support in STG structure 308 & 309 Plan Views, Elevations & Details	Drawing	2	Vendor	GEN-2	Approval	Drawing
6007-PLN-AGE-25-54-4942	Mojave Solar Project. Alpha Solar Field Silencer Support on STG structure Connections Details	Drawing	0	Vendor	GEN-2	Approval	Drawing
6007-PLN-AGE-25-54-8900	Beta Field Exhaust Support in STG structure Cover sheet	Drawing	2	Vendor	GEN-2	Approval	Drawing
6007-PLN-AGE-25-54-8920	Field Beta Exhaust Support in STG structure General Notes	Drawing	1	Vendor	GEN-2	Approval	Drawing
6007-PLN-AGE-25-54-8940	Field Beta Exhaust Support in STG structure 360 & 322 Plan Views, Elevations & Details	Drawing	3	Vendor	GEN-2	Approval	Drawing
6007-PLN-AGE-25-54-8941	Field Beta Exhaust Support in STG structure 308 & 309 Plan Views, Elevations & Details	Drawing	2	Vendor	GEN-2	Approval	Drawing
6007-PLN-AGE-25-54-8942	Mojave Solar Project. Beta Solar Field Silencer Support on STG structure Connections Details	Drawing	0	Vendor	GEN-2	Approval	Drawing
6007-PLN-ATP-00-50-S001	General Civil and Structural Notes	Drawing	3	Vendor	GEN-2	Approval	Drawing
6007-PLN-ATP-00-50-S002	Typical Ladder, Safety Cage, and Safety Gate details	Drawing	1	Vendor	GEN-2	Approval	Drawing
6007-PLN-AGE-00-50-S003	Typical Pipe Handrail, Stairway, and Grating details	Drawing	2	Vendor	GEN-2	Approval	Drawing
6007-CAL-ATM-12-54-0004	Calculation report for WTP Rack Moment Connection Alpha and Beta Plant	Calculation	0	Vendor	GEN-2	Approval	Calculation
6007-PLN-ATM-12-54-0004	WTP Rack Connection Type A. Plates Alterative N.T.S.	Drawing	NA	Vendor	GEN-2	Approval	Drawing
6007-PLN-ALQ-64-52-0001	Nitrogen System Foundation & Anchorage Sheet 1 of 3 General Notes	Drawing	2	Vendor	GEN-2	Approval	Drawing
6007-PLN-ALQ-64-52-0002	Nitrogen System Foundation & Anchorage Sheet 2 of 3 Foundation and Anchorage Layout	Drawing	2	Vendor	GEN-2	Approval	Drawing
6007-PLN-ALQ-64-52-0003	Nitrogen System Foundation & Anchorage Sheet 3 of 3 Structural Details	Drawing	2	Vendor	GEN-2	Approval	Drawing
6007-CAL-AGE-41-52-3500	Calculation report for PSV Lube Oil Support structure foundation Alpha Plant	Calculation	0	Vendor	GEN-2	Approval	Calculation
6007-CAL-AGE-41-52-7500	Calculation report for PSV Lube Oil Support structure foundation Beta Plant	Calculation	0	Vendor	GEN-2	Approval	Calculation
6007-PLN-AGE-41-52-3500	Field Alpha PSV Valves Structure Foundation in Lube Oil Area Cover sheet	Drawing	0	Vendor	GEN-2	Approval	Drawing
6007-PLN-AGE-41-52-3520	Field Alpha PSV Valves Structure Foundation in Lube Oil Area General Notes	Drawing	0	Vendor	GEN-2	Approval	Drawing
6007-PLN-AGE-41-52-3530	Field Alpha PSV Valves Structure Foundation in Lube Oil Area Plan View	Drawing	0	Vendor	GEN-2	Approval	Drawing
6007-PLN-AGE-41-52-3540	Field Alpha PSV Valves Structure Foundation in Lube Oil Area Details	Drawing	0	Vendor	GEN-2	Approval	Drawing
6007-PLN-AGE-41-52-7500	Field Beta PSV Valves Structure Foundation in Lube Oil Area Cover sheet	Drawing	0	Vendor	GEN-2	Approval	Drawing
6007-PLN-AGE-41-52-7520	Field Beta PSV Valves Structure Foundation in Lube Oil Area General Notes	Drawing	0	Vendor	GEN-2	Approval	Drawing
6007-PLN-AGE-41-52-7530	Field Beta PSV Valves Structure Foundation in Lube Oil Area Plan View	Drawing	0	Vendor	GEN-2	Approval	Drawing
6007-PLN-AGE-41-52-7540	Field Beta PSV Valves Structure Foundation in Lube Oil Area Details	Drawing	0	Vendor	GEN-2	Approval	Drawing
6007-PLN-AGE-00-70-N001C	Nomenclature Sheet 1	Drawing	9	Vendor	GEN-2	Approval	Drawing
6007-PLN-AGE-00-70-N002C	Nomenclature Sheet 2	Drawing	5	Vendor	GEN-2	Approval	Drawing
6007-PLN-AGE-00-70-N003C	Nomenclature Sheet 3	Drawing	7	Vendor	GEN-2	Approval	Drawing
6007-PLN-GEW-12-71-P325A	Alpha Boiler P04 Skid A-MZ-309A P. & I. Drawing	Drawing	0	Vendor	GEN-2	Approval	Drawing
6007-PLN-GEW-12-71-P325B	Beta Boiler P04 Skid B-MZ-309A P. & I. Drawing	Drawing	0	Vendor	GEN-2	Approval	Drawing
6007-PLN-GEW-12-71-P328A	Alpha Boiler Amine/02 Skid A-MZ-309B P. & I. Drawing	Drawing	0	Vendor	GEN-2	Approval	Drawing
6007-PLN-GEW-12-71-P328B	Beta Boiler Amine/02 Skid B-MZ-309B P. & I. Drawing	Drawing	0	Vendor	GEN-2	Approval	Drawing
6007-PLN-GEW-12-71-P402A	Alpha CW Dispersant Skid GN8004 A-CW-SKD-0500 P. & I. Drawing	Drawing	0	Vendor	GEN-2	Approval	Drawing
6007-PLN-GEW-12-71-P402B	Beta CW Dispersant Skid GN8004 B-CW-SKD-600 P. & I. Drawing	Drawing	0	Vendor	GEN-2	Approval	Drawing
6007-PLN-GEW-12-71-P403A	Alpha CW Inhibitor Skid MS6209 A-CW-SKD-0700 P. & I. Drawing	Drawing	0	Vendor	GEN-2	Approval	Drawing
6007-PLN-GEW-12-71-P403B	Beta CW Inhibitor Skid MS6209 B-CW-SKD-0800 P. & I. Drawing	Drawing	0	Vendor	GEN-2	Approval	Drawing
6007-PLN-GEW-12-71-P404A	Alpha CW Biodispersant BD1500 A-CW-SKD-0900 P. & I. Drawing	Drawing	0	Vendor	GEN-2	Approval	Drawing
6007-PLN-GEW-12-71-P404B	Beta CW Biodispersant BD1500 B-CW-SKD-1000 P. & I. Drawing	Drawing	0	Vendor	GEN-2	Approval	Drawing
6007-PLN-GEW-12-71-P408A	Alpha CW Neutralizer DT1404 A-CW-SKD-1100 P. & I. Drawing	Drawing	0	Vendor	GEN-2	Approval	Drawing
6007-PLN-GEW-12-71-P408B	Beta CW Neutralizer DT1404 B-CW-SKD-1200 P. & I. Drawing	Drawing	0	Vendor	GEN-2	Approval	Drawing
6007-PLN-GEW-12-71-P409A	Alpha CW PSP Monitoring Panel A-CW-SKD-1700 P. & I. Drawing	Drawing	0	Vendor	GEN-2	Approval	Drawing
6007-PLN-GEW-12-71-P409B	Beta CW PSP Monitoring Panel B-CW-SKD-1800 P. & I. Drawing	Drawing	0	Vendor	GEN-2	Approval	Drawing
6007-PLN-GEW-12-71-P461A	Alpha CW Buildin A-CW-BLD-1900 P. & I. Drawing	Drawing	0	Vendor	GEN-2	Approval	Drawing
6007-PLN-GEW-12-71-P461B	Beta CW Buildin B-CW-BLD-2000 P. & I. Drawing	Drawing	0	Vendor	GEN-2	Approval	Drawing
6007-PLN-GEW-12-71-P469A	Alpha CW Hypochlorite A-CW-SKD-1300 P. & I. Drawing	Drawing	0	Vendor	GEN-2	Approval	Drawing
6007-PLN-GEW-12-71-P469B	Beta CW Hypochlorite B-CW-SKD-1400 P. & I. Drawing	Drawing	0	Vendor	GEN-2	Approval	Drawing
6007-PLN-SFP-15-84-G05A	Alpha Site Fire Protection Alpha Fire Proctection P&ID	Drawing	0	Vendor	GEN-2	Approval	Drawing
6007-PLN-SFP-15-84-G06B	Beta Site Fire Protection Alpha Fire Proctection P&ID	Drawing	0	Vendor	GEN-2	Approval	Drawing
6007-PLN-AGE-57-71-P100A	Solar Field -Alpha Plnt Piping & Instrument Diagram	Drawing	A	Vendor	GEN-2	Approval	Drawing
6007-PLN-AGE-57-71-P102A	Solar Field Piping Loops- Alpha Plant Piping & Instrument Diagram	Drawing	11	Vendor	GEN-2	Approval	Drawing
6007-PLN-AGE-58-71-P200A	Heat Transfer Fluid System Central Plant HTF Distribution- Alpha Piping & Instrument Diagram	Drawing	12	Vendor	GEN-2	Approval	Drawing
6007-PLN-AGE-58-71-P202A	Heat Transfer Fluid System Circulation Pumps - Alpha Plant Piping & Instrument Diagram	Drawing	11	Vendor	GEN-2	Approval	Drawing
6007-PLN-AGE-57-71-P100B	Solar Field -Beta Plant Piping & Instrument Diagram	Drawing	A	Vendor	GEN-2	Approval	Drawing
6007-PLN-AGE-57-71-P102B	Solar Field Piping Loops- Beta Plant Piping & Instrument Diagram	Drawing	11	Vendor	GEN-2	Approval	Drawing
6007-PLN-AGE-57-71-P105B	Solar Field Collector Detail-Four Collector Loop Piping & Instrument Diagram	Drawing	8	Vendor	GEN-2	Approval	Drawing
6007-PLN-AGE-57-71-P106B	Solar Field Colector Detail-South East Field Loops 093-096 Piping & Instrument Diagram	Drawing	6	Vendor	GEN-2	Approval	Drawing
6007-PLN-AGE-58-71-P200B	Heat Transfer Fluid System Central Plant HTF Distribution- Beta Piping & Instrument Diagram	Drawing	12	Vendor	GEN-2	Approval	Drawing
6007-PLN-AGE-58-71-P202B	Heat Transfer Fluid System Circulation Pumps - Beta Plant Piping & Instrument Diagram	Drawing	12	Vendor	GEN-2	Approval	Drawing
6007-PLN-AGE-57-71-P104C	Solar Field Colector Detail-B Collector Loop Piping & Instrument Diagram	Drawing	13	Vendor	GEN-2	Approval	Drawing
6007-PLN-AGE-58-71-2P04C	Heat Transfer Fluid System Expansion System Piping & Instrument Diagram	Drawing	12	Vendor	GEN-2	Approval	Drawing
6007-PLN-AGE-58-71-P206C	Heat Transfer Fluid System Overflow System Piping & Instrument Diagram	Drawing	12	Vendor	GEN-2	Approval	Drawing
6007-PLN-AGE-58-71-P208C	Heat Transfer Fluid System Ullage Vent System Piping & Instrument Diagram	Drawing	12	Vendor	GEN-2	Approval	Drawing
6007-PLN-AGE-58-71-P209C	Auxiliary Tanks Piping & Instrument Diagram	Drawing	6	Vendor	GEN-2	Approval	Drawing
6007-PLN-AGE-58-71-P211C	Heat Transfer Fluid System High Point Vents- To Expansion Vessels Piping & Instrument Diagram	Drawing	5	Vendor	GEN-2	Approval	Drawing
6007-PLN-AGE-58-71-P212C_SH1	Heat Transfer Fluid System High Point Vents- To Overflow Tanks Piping & Instrument Diagram	Drawing	5	Vendor	GEN-2	Approval	Drawing
6007-PLN-AGE-58-71-P212C_SH2	Heat Transfer Fluid System High Point Vents- To Overflow Tanks Piping & Instrument Diagram	Drawing	5	Vendor	GEN-2	Approval	Drawing
6007-PLN-AGE-64-71-P210C	Nitrogen Generation and Distribution Piping & Instrument Diagram	Drawing	8	Vendor	GEN-2	Approval	Drawing
6007-PLN-AGE-25-71-P308C	Power generation LP bypass & warm up lines Piping & Instrument Diagram	Drawing	6	Vendor	GEN-2	Approval	Drawing
6007-PLN-AGE-25-71-P309C	Power generation auxiliary IP Steam System Piping & Instrument Diagram	Drawing	12	Vendor	GEN-2	Approval	Drawing
6007-PLN-AGE-25-71-P310C	Power generation HP Steam Turbine Piping & Instrument Diagram	Drawing	11	Vendor	GEN-2	Approval	Drawing
6007-PLN-AGE-25-71-P311C	Power generation LP Steam Turbine Piping & Instrument Diagram	Drawing	11	Vendor	GEN-2	Approval	Drawing
6007-PLN-AGE-25-71-P312C	Power generation Condesate System Piping & Instrument Diagram	Drawing	10	Vendor	GEN-2	Approval	Drawing
6007-PLN-AGE-25-71-P313C	Power generation turbine drain Flash tank System Piping & Instrument Diagram	Drawing	9	Vendor	GEN-2	Approval	Drawing
6007-PLN-AGE-25-71-P314C	Cooling Water-TG area Piping & Instrument Diagram	Drawing	7	Vendor	GEN-2	Approval	Drawing
6007-PLN-AGE-25-71-P315C	Power Generation Condesate air removal System Piping & Instrument Diagram	Drawing	10	Vendor	GEN-2	Approval	Drawing
6007-PLN-AGE-25-71-P316C	Power Generation Turbine Seal and Drain System Piping & Instrument Diagram	Drawing	11	Vendor	GEN-2	Approval	Drawing
6007-PLN-AGE-25-71-P317C	Power Generation Boiler feedwater Heater #6 Piping & Instrument Diagram	Drawing	11	Vendor	GEN-2	Approval	Drawing
6007-PLN-AGE-25-71-P318C	Power Generation LP Turbine Extractions/Exhaust Piping & Instrument Diagram	Drawing	6	Vendor	GEN-2	Approval	Drawing
6007-PLN-AGE-25-71-P319C	Power Generation Moisture Separator Piping & Instrument Diagram	Drawing	7	Vendor	GEN-2	Approval	Drawing
6007-PLN-AGE-25-71-P320C	Power Generation High Pressure Drains Flash Tank System Piping & Instrument Diagram	Drawing	5	Vendor	GEN-2	Approval	Drawing
6007-PLN-AGE-25-71-P321C	Power Generation LP Feedwater Heater System Piping & Instrument Diagram	Drawing	10	Vendor	GEN-2	Approval	Drawing
6007-PLN-AGE-25-71-P322C	Power Generation Deaerator System Piping & Instrument Diagram	Drawing	11	Vendor	GEN-2	Approval	Drawing
6007-PLN-AGE-25-71-P323C	Power Generation Feedwater pumps Piping & Instrument Diagram	Drawing	10	Vendor	GEN-2	Approval	Drawing
6007-PLN-AGE-25-71-P324C	Power Generation HP Feedwater Heater System Piping & Instrument Diagram	Drawing	10	Vendor	GEN-2	Approval	Drawing
6007-PLN-AGE-25-71-P326C	Power Generation Turbine Drains to Condenser Piping & Instrument Diagram	Drawing	4	Vendor	GEN-2	Approval	Drawing
6007-PLN-AGE-25-71-P327C	Power Generation Boiler Blowdown cooler Piping & Instrument Diagram	Drawing	5	Vendor	GEN-2	Approval	Drawing
6007-PLN-AGE-25-71-P335C	TG Lube Oil Skid Piping & Instrument Diagram	Drawing	6	Vendor	GEN-2	Approval	Drawing
6007-PLN-AGE-25-71-P337C	TG Control High Presure Fluid System Piping & Instrument Diagram	Drawing	6	Vendor	GEN-2	Approval	Drawing
6007-PLN-AGE-25-71-P338C	CO2 & H2 Manifolds for the Turbine Generation Piping & Instrument Diagram	Drawing	0	Vendor	GEN-2	Approval	Drawing
6007-PLN-AGE-25-71-P339C	CO2 & H2 Distribution for TG Generator Piping & Instrument Diagram	Drawing	3	Vendor	GEN-2	Approval	Drawing
6007-PLN-AGE-25-71-P340C	Power Generation Auxiliary cooling water-TG area Piping & Instrument Diagram	Drawing	9	Vendor	GEN-2	Approval	Drawing
6007-PLN-AGE-67-71-P401C	Cooling tower Piping & Instrument Diagram	Drawing	10	Vendor	GEN-2	Approval	Drawing
6007-PLN-AGE-67-71-P405C	Auxiliary Cooling water System Piping & Instrument Diagram	Drawing	11	Vendor	GEN-2	Approval	Drawing
6007-PLN-AGE-67-71-P410C	Raw/FireWater Storage tank Piping & Instrument Diagram	Drawing	11	Vendor	GEN-2	Approval	Drawing
6007-PLN-AGE-67-71-P424C	Cooling Tower Blowdown tank Piping & Instrument Diagram	Drawing	9	Vendor	GEN-2	Approval	Drawing
6007-PLN-AGE-67-71-P444C	Process Makeup Water Tank -II Piping & Instrument Diagram	Drawing	9	Vendor	GEN-2	Approval	Drawing
6007-PLN-AGE-67-71-P451C	Ro water Storage Tank Piping & Instrument Diagram	Drawing	8	Vendor	GEN-2	Approval	Drawing
6007-PLN-AGE-67-71-P453C	Polished Water Storage Tank Piping & Instrument Diagram	Drawing	7	Vendor	GEN-2	Approval	Drawing
6007-PLN-AGE-67-71-P456A	Waste Water Tank- Alpha Piping & Instrument Diagram	Drawing	6	Vendor	GEN-2	Approval	Drawing
6007-PLN-AGE-67-71-P456B	Waste Water Tank- Beta Piping & Instrument Diagram	Drawing	6	Vendor	GEN-2	Approval	Drawing
6007-PLN-AGE-67-71-P457C	Sample Panels Piping & Instrument Diagram	Drawing	3	Vendor	GEN-2	Approval	Drawing
6007-PLN-AGE-67-71-P480C	Compressed Air Instrument and Service Piping & Instrument Diagram	Drawing	6	Vendor	GEN-2	Approval	Drawing
6007-PLN-AGE-67-71-P481C_SH1	Instrument Air Distribution Piping & Instrument Diagram	Drawing	7	Vendor	GEN-2	Approval	Drawing
6007-PLN-AGE-67-71-P481C_SH2	Instrument Air Distribution Piping & Instrument Diagram	Drawing	1	Vendor	GEN-2	Approval	Drawing
6007-PLN-AGE-67-71-P484C	Safety Shower Piping & Instrument Diagram	Drawing	5	Vendor	GEN-2	Approval	Drawing
6007-PLN-AGE-67-71-P485C	Instrument Air Distribution Piping & Instrument Diagram	Drawing	2	Vendor	GEN-2	Approval	Drawing
6007-PLN-AGE-67-71-P490C	Plant Drain System Piping & Instrument Diagram	Drawing	11	Vendor	GEN-2	Approval	Drawing

6007-PLN-AGE-67-71-P491C	Tempering water System Piping & Instrument Diagram	Drawing	3	Vendor	GEN-2	Approval	Drawing
6007-PLN-AGE-67-71-P492C	Service and Potable Water Distribution Piping & Instrument Diagram	Drawing	4	Vendor	GEN-2	Approval	Drawing
6007-PLN-JSM-12-71-P458C	Sampling system A/B-SP-001 Piping & Instrument Diagram	Drawing	0	Vendor	GEN-2	Approval	Drawing
6007-PLN-JSM-12-71-P459C	Sampling system A/B-SP-002 Piping & Instrument Diagram	Drawing	0	Vendor	GEN-2	Approval	Drawing
6007-PLN-JSM-12-71-P460C	Sampling system A/B-SP-003 Piping & Instrument Diagram	Drawing	0	Vendor	GEN-2	Approval	Drawing
6007-PLN-FWE-21-71-P301C	Preheaters P.& I. Diagram	Drawing	1	Vendor	GEN-2	Approval	Drawing
6007-PLN-FWE-21-71-P302C	Evaporators P.& I. Diagram	Drawing	1	Vendor	GEN-2	Approval	Drawing
6007-PLN-FWE-21-71-P303C	Super Heaters P.& I. Diagram	Drawing	1	Vendor	GEN-2	Approval	Drawing
6007-PLN-FWE-21-71-P304C_S1	Reheaters P.& I. Diagram	Drawing	1	Vendor	GEN-2	Approval	Drawing
6007-PLN-FWE-21-71-P304C_S2	Reheaters P.& I. Diagram	Drawing	0	Vendor	GEN-2	Approval	Drawing
6007-PLN-FWE-21-71-P305C	Blowdown System P.& I. Diagram	Drawing	1	Vendor	GEN-2	Approval	Drawing
6007-PLN-FWE-21-71-P306C	Steam Generation System HTF Vents P.& I. Diagram	Drawing	0	Vendor	GEN-2	Approval	Drawing
6007-PLN-FWE-21-71-P307C	Reheater System HTF Vents P.& I. Diagram	Drawing	0	Vendor	GEN-2	Approval	Drawing
6007-PLN-FWE-21-71-P406C	Sampling System P.& I. Diagram	Drawing	0	Vendor	GEN-2	Approval	Drawing
6007-PLN-FWE-61-71-P407C	Tempered Water to Showers P.& I. Diagram	Drawing	0	Vendor	GEN-2	Approval	Drawing
6007-PLN-FWE-21-71-P482C	Instruments Air and Service Water P.& I. Diagram	Drawing	0	Vendor	GEN-2	Approval	Drawing
6007-PLN-FWE-61-71-P483	Service Water P.& I. Diagram	Drawing	A	Vendor	GEN-2	Approval	Drawing
103T2400	P&ID Generator systems	Drawing	B	Vendor	GEN-2	Approval	Drawing
103T7313	P&ID, Steam (Systems Turbine Systems)	Drawing	B	Vendor	GEN-2	Approval	Drawing
145E4374	P&ID Lube oil (Steam Turbine System)	Drawing	-	Vendor	GEN-2	Approval	Drawing
145E4384	P&ID, Hydraulics (Steam Turbine System)	Drawing	-	Vendor	GEN-2	Approval	Drawing
6007-PLN-LEF-12-71-P501C	Multimedia filters Piping & Instrument Diagram	Drawing	1	Vendor	GEN-2	Approval	Drawing
6007-PLN-LEF-12-71-P502C	Multimedia filters Piping & Instrument Diagram	Drawing	1	Vendor	GEN-2	Approval	Drawing
6007-PLN-LEF-12-71-P503C	Multimedia filters Piping & Instrument Diagram	Drawing	1	Vendor	GEN-2	Approval	Drawing
6007-PLN-LEF-12-71-P511C	Filter waste water tank Piping & Instrument Diagram	Drawing	4	Vendor	GEN-2	Approval	Drawing
6007-PLN-LEF-12-71-P512C	Lamellar settling Piping & Instrument Diagram	Drawing	4	Vendor	GEN-2	Approval	Drawing
6007-PLN-LEF-12-71-P513C	Dosing system Piping & Instrument Diagram	Drawing	4	Vendor	GEN-2	Approval	Drawing
6007-PLN-LEF-12-71-P514C	Dosing system Piping & Instrument Diagram	Drawing	1	Vendor	GEN-2	Approval	Drawing
6007-PLN-LEF-12-71-P515C	Piping & instrument diagram	Drawing	0	Vendor	GEN-2	Approval	Drawing
6007-PLN-LEF-12-00-0001	Nomenclature sheet 1	Drawing	1	Vendor	GEN-2	Approval	Drawing
6007-PLN-LEF-12-00-0002	Nomenclature sheet 2	Drawing	1	Vendor	GEN-2	Approval	Drawing
6007-PLN-LEF-12-00-0003	Insulation thickness for heat preservation	Drawing	1	Vendor	GEN-2	Approval	Drawing
6007-PLN-LEF-12-71-P411C	Central plant potable water system Piping & Instrument Diagram	Drawing	10	Vendor	GEN-2	Approval	Drawing
6007-PLN-LEF-12-71-P412C	Potable distribution system Piping & Instrument Diagram	Drawing	8	Vendor	GEN-2	Approval	Drawing
6007-PLN-LEF-12-71-P413C	Magnesium Sulphate storage, Mix and Delivery System Piping & Instrument Diagram	Drawing	6	Vendor	GEN-2	Approval	Drawing
6007-PLN-LEF-12-71-P414C	Sodium carbonate Storage, mix and delivery system Piping & Instrument Diagram	Drawing	6	Vendor	GEN-2	Approval	Drawing
6007-PLN-LEF-12-71-P415C	Lime Storage mix and delivery system Piping & Instrument Diagram	Drawing	6	Vendor	GEN-2	Approval	Drawing
6007-PLN-LEF-12-71-P416C	Ferric chloride feed system Piping & Instrument Diagram	Drawing	8	Vendor	GEN-2	Approval	Drawing
6007-PLN-LEF-12-71-P417C	Hypochlorite & bisulfite feed system Piping & Instrument Diagram	Drawing	7	Vendor	GEN-2	Approval	Drawing
6007-PLN-LEF-12-71-P418C	Soda feed system Piping & Instrument Diagram	Drawing	7	Vendor	GEN-2	Approval	Drawing
6007-PLN-LEF-12-71-P419C	Carbon dioxide storage and dosing Piping & Instrument Diagram	Drawing	6	Vendor	GEN-2	Approval	Drawing
6007-PLN-LEF-12-71-P420C	AIR distribution system Piping & Instrument Diagram	Drawing	4	Vendor	GEN-2	Approval	Drawing
6007-PLN-LEF-12-71-P421C	Drainage distribution system Piping & Instrument Diagram	Drawing	2	Vendor	GEN-2	Approval	Drawing
6007-PLN-LEF-12-71-P422C	UF CIP pipe & instruments diagram Piping & Instrument Diagram	Drawing	8	Vendor	GEN-2	Approval	Drawing
6007-PLN-LEF-12-71-P423C	Concentrate RO CIP pipe & instruments diagram Piping & Instrument Diagram	Drawing	9	Vendor	GEN-2	Approval	Drawing
6007-PLN-LEF-12-71-P425C	Waste water tank Piping & Instrument Diagram	Drawing	6	Vendor	GEN-2	Approval	Drawing
6007-PLN-LEF-12-71-P426C	Softener feed equalization tanks Piping & Instrument Diagram	Drawing	6	Vendor	GEN-2	Approval	Drawing
6007-PLN-LEF-12-71-P427C	Clarifier system Piping & Instrument Diagram	Drawing	8	Vendor	GEN-2	Approval	Drawing
6007-PLN-LEF-12-71-P428C	Filter press Piping & Instrument Diagram	Drawing	8	Vendor	GEN-2	Approval	Drawing
6007-PLN-LEF-12-71-P429C	Process make-up water tank Piping & Instrument Diagram	Drawing	7	Vendor	GEN-2	Approval	Drawing
6007-PLN-LEF-12-71-P430C	Filtrate recycle Piping & Instrument Diagram	Drawing	7	Vendor	GEN-2	Approval	Drawing
6007-PLN-LEF-12-71-P431C	Sulfuric acid system Piping & Instrument Diagram	Drawing	7	Vendor	GEN-2	Approval	Drawing
6007-PLN-LEF-12-71-P432C	Clearwell Piping & Instrument Diagram	Drawing	8	Vendor	GEN-2	Approval	Drawing
6007-PLN-LEF-12-71-P433C	Ultrafiltration Units A/B Piping & Instrument Diagram	Drawing	8	Vendor	GEN-2	Approval	Drawing
6007-PLN-LEF-12-71-P434C	Ultrafiltration system units C/D Piping & Instrument Diagram	Drawing	8	Vendor	GEN-2	Approval	Drawing
6007-PLN-LEF-12-71-P436C	RO chemical feed Piping & Instrument Diagram	Drawing	8	Vendor	GEN-2	Approval	Drawing
6007-PLN-LEF-12-71-P437C	Primary RO feed pumps Piping & Instrument Diagram	Drawing	8	Vendor	GEN-2	Approval	Drawing
6007-PLN-LEF-12-71-P438C	Primary RO system - unit A Piping & Instrument Diagram	Drawing	8	Vendor	GEN-2	Approval	Drawing
6007-PLN-LEF-12-71-P439C	Primary RO system - unit B Piping & Instrument Diagram	Drawing	8	Vendor	GEN-2	Approval	Drawing
6007-PLN-LEF-12-71-P440C	Ultrafiltration system units E/F Piping & Instrument Diagram	Drawing	8	Vendor	GEN-2	Approval	Drawing
6007-PLN-LEF-12-71-P441C	Primary RO system - unit C Piping & Instrument Diagram	Drawing	9	Vendor	GEN-2	Approval	Drawing
6007-PLN-LEF-12-71-P442C	Primary RO system - unit D Piping & Instrument Diagram	Drawing	9	Vendor	GEN-2	Approval	Drawing
6007-PLN-LEF-12-71-P443C	Ultrafiltration system units G/H Piping & Instrument Diagram	Drawing	8	Vendor	GEN-2	Approval	Drawing
6007-PLN-LEF-12-71-P445C	Concentrate RO pumps Piping & Instrument Diagram	Drawing	8	Vendor	GEN-2	Approval	Drawing
6007-PLN-LEF-67-71-P446C	Polishing mirror RO Piping & Instrument Diagram	Drawing	8	Vendor	GEN-2	Approval	Drawing
6007-PLN-LEF-12-71-P447C	Concentrate RO system - unit D Piping & Instrument Diagram	Drawing	7	Vendor	GEN-2	Approval	Drawing
6007-PLN-LEF-12-71-P448C	Concentrate RO system - unit A Piping & Instrument Diagram	Drawing	7	Vendor	GEN-2	Approval	Drawing
6007-PLN-LEF-12-71-P449C	Concentrate RO system - unit B Piping & Instrument Diagram	Drawing	7	Vendor	GEN-2	Approval	Drawing
6007-PLN-LEF-12-71-P450C	Concentrate RO system - unit C Piping & Instrument Diagram	Drawing	7	Vendor	GEN-2	Approval	Drawing
6007-PLN-LEF-12-71-P452C	Polishing exchangers Piping & Instrument Diagram	Drawing	8	Vendor	GEN-2	Approval	Drawing
6007-PLN-LEF-12-71-P454C	RO clean-in-place Piping & Instrument Diagram	Drawing	7	Vendor	GEN-2	Approval	Drawing
6007-PLN-LEF-12-71-P455C	Water : oil separator Piping & Instrument Diagram	Drawing	10	Vendor	GEN-2	Approval	Drawing
6007-PLN-AGE-00-70-I001C	Drawing Index	Drawing	12	Vendor	GEN-2	Approval	Drawing
BV Comment Letter-MECH-1-25.01 PB P&ID	MECH-1-25.01 PB P&ID's – PC1	Revision Letter	NA	Vendor	GEN-2	Approval	Revision Letter
Response to the Letter MECH-1-25.01 PB P&ID	Revision Letter	Revision Letter	NA	Vendor	GEN-2	Approval	Revision Letter
6007-HDD-SFP-15-81-0004	FIRE PROTECTION ABOVE GROUND PRODUCTS	Data Sheey	0	Vendor	GEN-2	Approval	Data Sheey
6007-PLN-SFP-15-81-F002	ALPHA & BETA SITE FIRE PROTECTION FIRE PUMP LAYOUT	Drawing	0	Vendor	GEN-2	Approval	Drawing
6007-PLN-SFP-15-81-F003	ALPHA & BETA SITE FIRE PROTECTION FIRE PUMP SECTION & DETAILS	Drawing	0	Vendor	GEN-2	Approval	Drawing
6007-PLN-SFP-15-81-G001	ALPHA & BETA SITE FIRE PROCTECTION COVER SHEET	Drawing	0	Vendor	GEN-2	Approval	Drawing
6007-PLN-SFP-15-81-H003	ALPHA & BETA SITE FIRE PROTECTION HANGER DETAILS PUMP HOUSE	Drawing	0	Vendor	GEN-2	Approval	Drawing
Fire pump FDC Reply_MECH-1-29.00	Revision Letter	Revision Letter	NA	Vendor	GEN-2	Approval	Revision Letter
BV Comment Letter - MECH-1-29.00	Revision Letter	Revision Letter	NA	Vendor	GEN-2	Approval	Revision Letter
HTF Solar Field Foundations	HTF Solar Field Foundations	Calculation	NA	Vendor	GEN-2	Approval	Calculation
Solar Field Foundations	Solar Field Foundations	Calculation	NA	Vendor	GEN-2	Approval	Calculation
Steam Generator Structure	Steam Generator Structure	Calculation	NA	Vendor	GEN-2	Approval	Calculation
Temporary Assembly Building	Temporary Assembly Building	Calculation	NA	Vendor	GEN-2	Approval	Calculation
6007-CAL-AGE-25-54-4900	Calculation report for Exhaust Support in STG structure Alpha Plant	Calculation	3	Vendor	GEN-2	Approval	Calculation
6007-CAL-AGE-25-54-8900	Calculation report for Exhaust Support in STG structure Beta Plant	Calculation	3	Vendor	GEN-2	Approval	Calculation
6007-PLN-AGE-25-54-4900	Field Alpha Exhaust Support in STG structure Cover sheet	Drawing	2	Vendor	GEN-2	Approval	Drawing
6007-PLN-AGE-25-54-4920	Field Alpha Exhaust Support in STG structure General Notes	Drawing	2	Vendor	GEN-2	Approval	Drawing
6007-PLN-AGE-25-54-4940	Field Alpha Exhaust Support in STG structure 360 & 322 Plan Views, Elevations & Details	Drawing	4	Vendor	GEN-2	Approval	Drawing
6007-PLN-AGE-25-54-4941	Field Alpha Exhaust Support in STG structure 308 & 309 Plan Views, Elevations & Details	Drawing	3	Vendor	GEN-2	Approval	Drawing
6007-PLN-AGE-25-54-4942	Mojave Solar Project. Alpha Solar Field Silencer Support on STG structure Connections Details	Drawing	1	Vendor	GEN-2	Approval	Drawing
6007-PLN-AGE-25-54-8900	Beta Field Exhaust Support in STG structure Cover sheet	Drawing	2	Vendor	GEN-2	Approval	Drawing
6007-PLN-AGE-25-54-8920	Field Beta Exhaust Support in STG structure General Notes	Drawing	2	Vendor	GEN-2	Approval	Drawing
6007-PLN-AGE-25-54-8940	Field Beta Exhaust Support in STG structure 360 & 322 Plan Views, Elevations & Details	Drawing	4	Vendor	GEN-2	Approval	Drawing
6007-PLN-AGE-25-54-8941	Field Beta Exhaust Support in STG structure 308 & 309 Plan Views, Elevations & Details	Drawing	3	Vendor	GEN-2	Approval	Drawing
6007-PLN-AGE-25-54-8942	Mojave Solar Project. Beta Solar Field Silencer Support on STG structure Connections Details	Drawing	1	Vendor	GEN-2	Approval	Drawing
6007-PLN-AGE-00-50-S001	General Civil and Structural Notes	Drawing	3	Vendor	GEN-2	Approval	Drawing
6007-PLN-AGE-00-50-S002	Typical Ladder, Safety Cage, and Safety Gate details	Drawing	1	Vendor	GEN-2	Approval	Drawing
6007-PLN-AGE-00-50-S003	Typical Pipe Handrail, Stairway, and Grating details	Drawing	2	Vendor	GEN-2	Approval	Drawing
Cover Letter_STRUC-1-50.00-PC1	Revision Letter	Cover Letter	NA	Vendor	GEN-2	Approval	Cover Letter
6007-HDD-SFP-15-81-0006	Admin Material data sheets	Cover Letter	0	Vendor	GEN-2	Approval	Cover Letter
6007-PLN-SFP-15-81-M001	Abengoa Mojave Solar Project Power Plant Fire Protection Alpha and Beta Site	Drawing	2	Vendor	GEN-2	Approval	Drawing
6007-PLN-SFP-15-81-M002	Abengoa Mojave Solar Project Power Plant Site Plan Submittal Key Alpha and Beta	Drawing	2	Vendor	GEN-2	Approval	Drawing
6007-PLN-SFP-15-81-M150	Abengoa Mojave Solar Project Power Plant Fire Protection Administration Building	Drawing	2	Vendor	GEN-2	Approval	Drawing
6007-PLN-SFP-15-81-M160	Abengoa Mojave Solar Project Power Plant Fire Protection Calculations	Drawing	3	Vendor	GEN-2	Approval	Drawing
6007-PLN-SFP-15-81-M166	Abengoa Mojave Solar Project Power Plant Fire Protection Alpha and Beta Site	Drawing	0	Vendor	GEN-2	Approval	Drawing
6007-PLN-SFP-15-81-M170	Abengoa Mojave Solar Project Power Plant Fire Protection Alpha and Beta Site	Drawing	2	Vendor	GEN-2	Approval	Drawing
6007-PLN-SFP-15-81-M171	Abengoa Mojave Solar Project Power Plant Fire Protection Alpha and Beta Site	Drawing	2	Vendor	GEN-2	Approval	Drawing
6007-PLN-SFP-15-81-M172	Abengoa Mojave Solar Project Power Plant Fire Protection Alpha and Beta Site	Drawing	2	Vendor	GEN-2	Approval	Drawing
6007-PLN-SFP-15-81-M010	Abengoa Mojave Solar Project Power Plant Fire Protection Administration Building Fire Alarm System	Drawing	2	Vendor	GEN-2	Approval	Drawing
6007-PLN-SFP-15-81-M011	Abengoa Mojave Solar Project Power Plant Administration Building FM-200 System Pipping	Drawing	2	Vendor	GEN-2	Approval	Drawing
6007-PLN-SFP-15-84-MUA	Alpha Site Fire Protection Under ground Plan	Drawing	6	Vendor	GEN-2	Approval	Drawing
6007-PLN-SFP-15-84-MUB	Beta Site Fire Protection Under ground Plan	Drawing	6	Vendor	GEN-2	Approval	Drawing
6007-HDD-SFP-15-81-0006	Underground material data sheets	Drawing	0	Vendor	GEN-2	Approval	Drawing
6007-PLN-LEF-12-61-0100	Piping Rack sections layout	Drawing	2	Vendor	GEN-2	Approval	Drawing
6007-PLN-LEF-12-61-0200	Piping Sections of piping	Drawing	2	Vendor	GEN-2	Approval	Drawing
6007-PLN-LEF-12-61-0201	Piping Sections of piping	Drawing	2	Vendor	GEN-2	Approval	Drawing
6007-PLN-LEF-12-61-0202	Piping Sections of piping	Drawing	2	Vendor	GEN-2	Approval	Drawing
6007-PLN-LEF-12-61-0203	Piping Sections of piping	Drawing	2	Vendor	GEN-2	Approval	Drawing
6007-PLN-LEF-12-61-0204	Piping Sections of piping	Drawing	2	Vendor	GEN-2	Approval	Drawing
6007-PLN-LEF-12-61-0205	Piping Sections of piping	Drawing	2	Vendor	GEN-2	Approval	Drawing
6007-PLN-LEF-12-61-0206	Piping Sections of piping	Drawing	3	Vendor	GEN-2	Approval	Drawing
6007-PLN-LEF-12-61-0207	Piping Sections of piping	Drawing	1	Vendor	GEN-2	Approval	Drawing
6007-PLN-LEF-12-61-0208	Piping Sections of piping	Drawing	0	Vendor	GEN-2	Approval	Drawing
6007-PLN-LEF-12-67-0011	Pipe supports detail drawings	Drawing	1	Vendor	GEN-2	Approval	Drawing
6007-PLN-LEF-12-67-0013	Pipe supports detail drawings	Drawing	3	Vendor	GEN-2	Approval	Drawing
6007-PLN-LEF-12-67-0014	Pipe supports detail drawings	Drawing	1	Vendor	GEN-2	Approval	Drawing
6007-PLN-LEF-12-67-0015	Pipe supports detail drawings	Drawing	2	Vendor	GEN-2	Approval	Drawing
6007-PLN-LEF-12-67-0016	Pipe supports detail drawings	Drawing	1	Vendor	GEN-2	Approval	Drawing
6007-PLN-LEF-12-67-0017	Pipe supports detail drawings	Drawing	2	Vendor	GEN-2	Approval	Drawing

6007-PLN-LEF-12-67-0018	Pipe supports detail drawings	Drawing	1	Vendor	GEN-2	Approval	Drawing
6007-PLN-LEF-12-67-0019	Pipe supports detail drawings	Drawing	2	Vendor	GEN-2	Approval	Drawing
6007-PLN-LEF-12-67-0020	Pipe supports detail drawings	Drawing	2	Vendor	GEN-2	Approval	Drawing
6007-PLN-LEF-12-67-0021	Pipe supports detail drawings	Drawing	2	Vendor	GEN-2	Approval	Drawing
6007-PLN-LEF-12-67-0022	Pipe supports detail drawings	Drawing	2	Vendor	GEN-2	Approval	Drawing
6007-PLN-LEF-12-67-0023	Situation plant of supports in rack structure	Drawing	0	Vendor	GEN-2	Approval	Drawing
6007-PLN-LEF-12-67-0025	Situation plant of supports in rack structure	Drawing	0	Vendor	GEN-2	Approval	Drawing
6007-PLN-ATM-87-11-0016	Urban Development and Buildings Bioremediation Facility and Sprinkler System	Drawing	0	Vendor	GEN-2	Approval	Drawing
6007-PLN-ATM-87-60-0001	Urban Development and Buildings Bioremediation Facility and Sprinkler System Alpha site	Drawing	0	Vendor	GEN-2	Approval	Drawing
6007-PLN-ATM-87-60-0002	Urban Development and Buildings Bioremediation Facility and Sprinkler System	Drawing	0	Vendor	GEN-2	Approval	Drawing
6007-PLN-ATM-87-03-0006	Urban Development and Buildings Bioremediation Facilities Schematic Diagram Showing Sprinkler	Drawing	0	Vendor	GEN-2	Approval	Drawing
6007-PLN-SFP-15-81-G001	Alpha & Beta Site Fire Protection Cover Sheet	Drawing	2	Vendor	GEN-2	Approval	Drawing
6007-PLN-SFP-15-81-G002	Alpha Site Fire Protection Zone Areas Plan & Design Criteria	Drawing	1	Vendor	GEN-2	Approval	Drawing
6007-PLN-SFP-15-81-G003	Alpha Site Fire Protection Hydraulic Node Plan	Drawing	2	Vendor	GEN-2	Approval	Drawing
6007-PLN-SFP-15-81-G004	Beta Fire Protection Zone Areas & Design Criteria	Drawing	1	Vendor	GEN-2	Approval	Drawing
6007-PLN-SFP-15-81-G005	Beta Site Fire Protection Beta Hydraulic Node Plan	Drawing	2	Vendor	GEN-2	Approval	Drawing
6007-PLN-SFP-15-81-D002	Alpha & Beta Site Fire Protection Above ground Details	Drawing	2	Vendor	GEN-2	Approval	Drawing
6007-PLN-SFP-15-81-F021	Alpha Site Fire Protection OverFlow Tank Plan & Details	Drawing	0	Vendor	GEN-2	Approval	Drawing
6007-PLN-SFP-15-81-F121	Beta Site Fire Protection OverFlow Tank Plan & Details	Drawing	0	Vendor	GEN-2	Approval	Drawing
6007-CAL-SFP-15-81-H005	Alpha Overflow Tank Surface Protection Fire Protection Calcs	Calculation	0	Vendor	GEN-2	Approval	Calculation
6007-CAL-SFP-15-81-H105	Beta Overflow Tank Surface Protection Fire Protection Calcs	Calculation	0	Vendor	GEN-2	Approval	Calculation
6007-CAL-SFP-15-81-S005	Alpha & Beta Overflow Tank Fire Protection Seismic Calcs	Calculation	0	Vendor	GEN-2	Approval	Calculation
2012103.00 - TITLESHEET.DWG	Abengoa Solar Power Plant Electrical Power and Control Plans	Drawing	6	Vendor	GEN-2	Approval	Drawing
2012103.00 SHT02-E2A.DWG	Abener Teyma Power Plant Single Line Diagram, Elevation, Schedules - Alpha Wells	Drawing	6	Vendor	GEN-2	Approval	Drawing
2012103.00 SHT04-E3A.DWG	Abener Teyma Power Plant For Alpha Wells Electrical Plan	Drawing	6	Vendor	GEN-2	Approval	Drawing
2012103.00 SHT06-E5A.DWG	Abener Teyma Power Plant Miscellaneous Details	Drawing	6	Vendor	GEN-2	Approval	Drawing
2012103.00 SHT07-E1A.DWG	Abener Teyma Power Plant General Notes, Abbreviations, Symbols	Drawing	5	Vendor	GEN-2	Approval	Drawing
ABENERPP - ALPHAWELLSITELAYOUT.DWG	Abener Teyma Power Plant Site Layout for Alpha Wells	Drawing	9	Vendor	GEN-2	Approval	Drawing
ABENERPP - WELL HEAD DETAILS.DWG	Abener Teyma Power Plant Well Head Details Typical	Drawing	9	Vendor	GEN-2	Approval	Drawing
6007-PLN-AGE-25-33-5301	Power Block Area Grounding Plan Alpha Plant	Drawing	4	Vendor	GEN-2	Approval	Drawing
6007-PLN-AGE-25-33-9701	Power Block Area Grounding Plan Beta Plant	Drawing	4	Vendor	GEN-2	Approval	Drawing
6007-PLN-AGE-25-54-4502	Mojave Solar Project. Alpha Plant STG Auxiliar Equipment Structure Connections Elevations I	Drawing	7	Vendor	GEN-2	Approval	Drawing
6007-PLN-AGE-25-54-4503	Mojave Solar Project. Alpha Plant STG Auxiliar Equipment Structure Connections Elevations II	Drawing	7	Vendor	GEN-2	Approval	Drawing
6007-PLN-AGE-25-54-4504	Mojave Solar Project. Alpha Plant STG Auxiliar Equipment Structure Connections Elevations III	Drawing	7	Vendor	GEN-2	Approval	Drawing
6007-PLN-AGE-25-54-4505	Mojave Solar Project. Alpha Plant STG Auxiliar Equipment Structure Connections BCP & BT Connections	Drawing	7	Vendor	GEN-2	Approval	Drawing
6007-PLN-AGE-25-54-4506	Mojave Solar Project. Alpha Plant STG Auxiliar Equipment Structure Connections CH & CR Connections	Drawing	6	Vendor	GEN-2	Approval	Drawing
6007-PLN-AGE-25-54-4507	Mojave Solar Project. Alpha Plant STG Auxiliar Equipment Structure Connections JT & JB Connections	Drawing	4	Vendor	GEN-2	Approval	Drawing
6007-PLN-AGE-25-54-4508	Mojave Solar Project. Alpha Plant STG Auxiliar Equipment Structure Connections Plan @EL 2073.93' @EL2078.50"	Drawing	4	Vendor	GEN-2	Approval	Drawing
6007-PLN-AGE-25-54-4509	Mojave Solar Project. Alpha Plant STG Auxiliar Equipment Structure Connections Plan @EL 2086.50' @EL 2091"	Drawing	4	Vendor	GEN-2	Approval	Drawing
6007-PLN-AGE-25-54-4510	Mojave Solar Project. Alpha Plant STG Auxiliar Equipment Structure Connections Plan @EL 2098.25'	Drawing	4	Vendor	GEN-2	Approval	Drawing
6007-PLN-AGE-25-54-4511	Mojave Solar Project. Alpha Plant STG Auxiliar Equipment Structure Connections Plan @EL 2114'	Drawing	4	Vendor	GEN-2	Approval	Drawing
6007-PLN-AGE-25-54-4512	Mojave Solar Project. Alpha Plant STG Auxiliar Equipment Structure Connections Plan @EL 2123.84' & 2150.17"	Drawing	4	Vendor	GEN-2	Approval	Drawing
6007-PLN-AGE-25-54-4513	Mojave Solar Project. Alpha Plant STG Auxiliar Equipment Structure Connections GP Connections	Drawing	4	Vendor	GEN-2	Approval	Drawing
6007-PLN-AGE-25-54-4514	Mojave Solar Project. Alpha Plant STG Auxiliar Equipment Structure Connections JBP, GF & GE Connections	Drawing	4	Vendor	GEN-2	Approval	Drawing
6007-PLN-AGE-25-54-4515	Mojave Solar Project. Alpha Plant STG Auxiliar Equipment Structure Connections BCF Connections	Drawing	4	Vendor	GEN-2	Approval	Drawing
6007-PLN-AGE-25-54-4516	Mojave Solar Project. Alpha Plant STG Auxiliar Equipment Structure Connections Column Splices I	Drawing	4	Vendor	GEN-2	Approval	Drawing
6007-PLN-AGE-25-54-4517	Mojave Solar Project. Alpha Plant STG Auxiliar Equipment Structure Connections Column Splices II	Drawing	4	Vendor	GEN-2	Approval	Drawing
6007-PLN-AGE-25-54-4518	Mojave Solar Project. Alpha Plant STG Auxiliar Equipment Structure Connections Column Splices III	Drawing	4	Vendor	GEN-2	Approval	Drawing
Column_Splice_Fix_102113	Mojave Solar Project - Hinkley. California STG. Auxiliar Equipment Structure	Revision Letter	NA	Vendor	GEN-2	Approval	Revision Letter
Slip Critical Bolt Clarification Letter 101013	Revision Letter	Calculation	NA	Vendor	GEN-2	Approval	Calculation
6007-CAL-ATM-25-54-5069	Steam Turbine Foundation Construction Procedure for L1 Support Anchor Bolts Replacement. Alpha and	Calculation	1	Vendor	GEN-2	Approval	Calculation
6007-PLN-AGE-25-52-4073	Field Alpha Anchor Bolts Coordenates Foundation Plant	Drawing	2	Vendor	GEN-2	Approval	Drawing
6007-PLN-AGE-25-52-8061	Field Beta Steam Turbine/Generator Foundation Details	Drawing	5	Vendor	GEN-2	Approval	Drawing
6007-PLN-AGE-25-52-8062	Field Beta Steam Turbine/Generator Foundation Details	Drawing	5	Vendor	GEN-2	Approval	Drawing
6007-PLN-AGE-25-52-8071	Field Beta Steam Turbine/Generator Foundation Details	Drawing	5	Vendor	GEN-2	Approval	Drawing
6007-PLN-AGE-25-52-8072	Field Beta Steam Turbine/Generator Foundation Details	Drawing	4	Vendor	GEN-2	Approval	Drawing
6007-PLN-AGE-25-52-8073	Field Beta Anchor Bolts Coordenates Foundation Plan	Drawing	2	Vendor	GEN-2	Approval	Drawing
6007-SKT-ATM-25-54-5069	Steam Turbine Foundation L1 Bolt Reposition	Drawing	1	Vendor	GEN-2	Approval	Drawing
BV RESPONSE ECN-1-20.00-PC1	ECN-1-20.00-Field Directive Turbine L1 repositioning-PC1	Spec	NA	Vendor	GEN-2	Approval	Revision Letter
Conjet 363 robot	Hydrodemolition Robot 363 for Controlled and Selective Removal of Concrete	Drawing	NA	Vendor	GEN-2	Approval	Drawing
HPC Hydro demo	Hydro Pressure Corporation	Drawing	NA	Vendor	GEN-2	Approval	Drawing
RFI 001	Epoxy Rebar & Lenton Couplers	Drawing	NA	Vendor	GEN-2	Approval	Drawing
RFI 002	Weldable Rebar	Drawing	NA	Vendor	GEN-2	Approval	Drawing
RFI 003	Concrete Cracking Repair	Drawing	NA	Vendor	GEN-2	Approval	Drawing
SCE 1 of 3	RELO - UG Lines @ Beta Site, Beta Site Pipe Relocation - Along Road Hinkley	Drawing	NA	Vendor	GEN-2	Approval	Drawing
SCE 2 of 3	RELO - UG Lines @ Beta Site, Beta Site Pipe Relocation - Along Road Hinkley	Drawing	NA	Vendor	GEN-2	Approval	Drawing
SCE 2 of 3	RELO - UG Lines @ Beta Site, Beta Site Pipe Relocation - Along Road Hinkley	Drawing	NA	Vendor	GEN-2	Approval	Drawing
6007-CAL-AGE-25-51-4004	Calculation Report for STG Auxiliary Equipment Structure Joints Alpha Plant	Calculation	7	Vendor	GEN-2	Approval	Calculation
6007-PLN-AGE-25-54-4500	Mojave Solar Project. Alpha Plant STG Auiliar Equipment Structure Connections Cover Sheet	Drawing	8	Vendor	GEN-2	Approval	Drawing
6007-PLN-AGE-25-54-4502	Mojave Solar Project. Alpha Plant STG Auiliar Equipment Structure Connections Elevations I	Drawing	7	Vendor	GEN-2	Approval	Drawing
6007-PLN-AGE-25-54-4505	Mojave Solar Project. Alpha Plant STG Auiliar Equipment Structure Connections BCP & BT Connections	Drawing	8	Vendor	GEN-2	Approval	Drawing
6007-PLN-AGE-25-54-4506	Mojave Solar Project. Alpha Plant STG Auiliar Equipment Structure Connections CH & CR Connections	Drawing	7	Vendor	GEN-2	Approval	Drawing
6007-PLN-AGE-25-54-4507	Mojave Solar Project. Alpha Plant STG Auiliar Equipment Structure Connections JB Connections	Drawing	7	Vendor	GEN-2	Approval	Drawing
6007-PLN-AGE-25-54-4513	Mojave Solar Project. Alpha Plant STG Auiliar Equipment Structure Connections GP Connections	Drawing	5	Vendor	GEN-2	Approval	Drawing
6007-PLN-AGE-25-54-4514	Mojave Solar Project. Alpha Plant STG Auiliar Equipment Structure Connections JBP, GF & GE Connections	Drawing	7	Vendor	GEN-2	Approval	Drawing
6007-PLN-AGE-25-54-4515	Mojave Solar Project. Alpha Plant STG Auiliar Equipment Structure Connections BCF Connections	Drawing	5	Vendor	GEN-2	Approval	Drawing
6007-PLN-AGE-25-54-4519	Mojave Solar Project. Alpha Plant STG Auiliar Equipment Structure Connections Field Fix & Alternative Details	Drawing	1	Vendor	GEN-2	Approval	Drawing
STG_Revision_List_N_Calcs_103013	Revision Letter	List	NA	Vendor	GEN-2	Approval	List
6007-CAL-AGE-58-54-2345	MOJAVE SOLAR HTF FILTER ACCESS (ALPHA)	Calculation	2	Vendor	GEN-2	Approval	Calculation
6007-PLN-AGE-58-54-2345	MOJAVE SOLAR PROJECT FIELD ALPHA HTF MAIN PUMPS AUXILIARY PLATFORMS. COVER SHEETS	Drawing	2	Vendor	GEN-2	Approval	Drawing
6007-PLN-AGE-58-54-2346	MOJAVE SOLAR PROJECT ALPHA PLANT HTF MAIN PUMPS FILTERS AUXILIARY PLATFORMS. GENERAL NOTES	Drawing	3	Vendor	GEN-2	Approval	Drawing
6007-PLN-AGE-58-54-2347	MOJAVE SOLAR PROJECT ALPHA PLANT HTF MAIN PUMPS FILTERS AUXILIARY PLATFORMS. PLATFORM 1. STRUCTU	Drawing	2	Vendor	GEN-2	Approval	Drawing
6007-PLN-AGE-58-54-2348	MOJAVE SOLAR PROJECT ALPHA PLANT HTF MAIN PUMPS FILTERS AUXILIARY PLATFORMS. PLATFORM 1. STRUCTU	Drawing	2	Vendor	GEN-2	Approval	Drawing
6007-PLN-AGE-58-54-2349	MOJAVE SOLAR PROJECT ALPHA PLANT HTF MAIN PUMPS FILTERS AUXILIARY PLATFORMS. PLATFORM 2. STRUCTU	Drawing	2	Vendor	GEN-2	Approval	Drawing
6007-PLN-AGE-58-54-2350	MOJAVE SOLAR PROJECT ALPHA PLANT HTF MAIN PUMPS FILTERS AUXILIARY PLATFORMS. PLATFORM 2. STRUCTU	Drawing	2	Vendor	GEN-2	Approval	Drawing
6007-PLN-AGE-58-54-2351	MOJAVE SOLAR PROJECT ALPHA PLANT HTF MAIN PUMPS FILTERS AUXILIARY PLATFORMS. PLATFORM 3. STRUCTU	Drawing	2	Vendor	GEN-2	Approval	Drawing
6007-PLN-AGE-58-54-2352	MOJAVE SOLAR PROJECT ALPHA PLANT HTF MAIN PUMPS FILTERS AUXILIARY PLATFORMS. PLATFORM 3. STRUCTU	Drawing	2	Vendor	GEN-2	Approval	Drawing
6007-PLN-AGE-58-54-2353	MOJAVE SOLAR PROJECT ALPHA PLANT HTF MAIN PUMPS FILTERS AUXILIARY PLATFORMS. PLATFORM 4. STRUCTU	Drawing	2	Vendor	GEN-2	Approval	Drawing
6007-PLN-AGE-58-54-2354	MOJAVE SOLAR PROJECT ALPHA PLANT HTF MAIN PUMPS FILTERS AUXILIARY PLATFORMS. PLATFORM 4. STRUCTU	Drawing	2	Vendor	GEN-2	Approval	Drawing
6007-PLN-AGE-58-54-2355	MOJAVE SOLAR PROJECT ALPHA PLANT HTF MAIN PUMPS FILTERS AUXILIARY PLATFORMS. PLATFORM 5. STRUCTU	Drawing	3	Vendor	GEN-2	Approval	Drawing
6007-PLN-AGE-58-54-2356	MOJAVE SOLAR PROJECT ALPHA PLANT HTF MAIN PUMPS FILTERS AUXILIARY PLATFORMS. PLATFORM 5. STRUCTU	Drawing	3	Vendor	GEN-2	Approval	Drawing
6007-PLN-AGE-58-54-2357	MOJAVE SOLAR PROJECT ALPHA PLANT HTF MAIN PUMPS FILTERS AUXILIARY PLATFORMS. CONNECTION DETAILS	Drawing	2	Vendor	GEN-2	Approval	Drawing
6007-PLN-AGE-58-54-2358	MOJAVE SOLAR PROJECT ALPHA PLANT HTF MAIN PUMPS FILTERS AUXILIARY PLATFORMS. CONNECTION DETAILS	Drawing	2	Vendor	GEN-2	Approval	Drawing
6007-PLN-AGE-58-54-2359	MOJAVE SOLAR PROJECT ALPHA PLANT HTF MAIN PUMPS FILTERS AUXILIARY PLATFORMS. CONNECTION DETAILS	Drawing	3	Vendor	GEN-2	Approval	Drawing
6007-PLN-AGE-58-54-2360	MOJAVE SOLAR PROJECT ALPHA PLANT HTF MAIN PUMPS FILTERS AUXILIARY PLATFORMS. CONNECTION DETAILS	Drawing	3	Vendor	GEN-2	Approval	Drawing
6007-CAL-AGE-58-54-6345	MOJAVE SOLAR PROJECT ALPHA PLANT HTF MAIN PUMPS FILTERS AUXILIARY PLATFORMS. CONNECTIO	Calculation	2	Vendor	GEN-2	Approval	Calculation
6007-PLN-AGE-58-54-6345	MOJAVE SOLAR PROJECT FIELD BETA HTF MAIN PUMPS FILTERS AUXILIARY PLATFORMS. COVER SHEETS	Drawing	2	Vendor	GEN-2	Approval	Drawing
6007-PLN-AGE-58-54-6346	MOJAVE SOLAR PROJECT BETA PLANT HTF MAIN PUMPS FILTERS AUXILIARY PLATFORMS. GENERAL NOTES	Drawing	3	Vendor	GEN-2	Approval	Drawing
6007-PLN-AGE-58-54-6347	MOJAVE SOLAR PROJECT BETA PLANT HTF MAIN PUMPS FILTERS AUXILIARY PLATFORMS. PLATFORM 1. STRUCTUR	Drawing	2	Vendor	GEN-2	Approval	Drawing
6007-PLN-AGE-58-54-6348	MOJAVE SOLAR PROJECT BETA PLANT HTF MAIN PUMPS FILTERS AUXILIARY PLATFORMS. PLATFORM 1. STRUCTUR	Drawing	2	Vendor	GEN-2	Approval	Drawing
6007-PLN-AGE-58-54-6349	MOJAVE SOLAR PROJECT BETA PLANT HTF MAIN PUMPS FILTERS AUXILIARY PLATFORMS. PLATFORM 2. STRUCTUR	Drawing	2	Vendor	GEN-2	Approval	Drawing
6007-PLN-AGE-58-54-6350	MOJAVE SOLAR PROJECT BETA PLANT HTF MAIN PUMPS FILTERS AUXILIARY PLATFORMS. PLATFORM 2. STRUCTUR	Drawing	2	Vendor	GEN-2	Approval	Drawing
6007-PLN-AGE-58-54-6351	MOJAVE SOLAR PROJECT BETA PLANT HTF MAIN PUMPS FILTERS AUXILIARY PLATFORMS. PLATFORM 3. STRUCTUR	Drawing	2	Vendor	GEN-2	Approval	Drawing
6007-PLN-AGE-58-54-6352	MOJAVE SOLAR PROJECT BETA PLANT HTF MAIN PUMPS FILTERS AUXILIARY PLATFORMS. PLATFORM 3. STRUCTUR	Drawing	2	Vendor	GEN-2	Approval	Drawing
6007-PLN-AGE-58-54-6353	MOJAVE SOLAR PROJECT BETA PLANT HTF MAIN PUMPS FILTERS AUXILIARY PLATFORMS. PLATFORM 4. STRUCTUR	Drawing	2	Vendor	GEN-2	Approval	Drawing
6007-PLN-AGE-58-54-6354	MOJAVE SOLAR PROJECT BETA PLANT HTF MAIN PUMPS FILTERS AUXILIARY PLATFORMS. PLATFORM 4. STRUCTUR	Drawing	2	Vendor	GEN-2	Approval	Drawing
6007-PLN-AGE-58-54-6355	MOJAVE SOLAR PROJECT BETA PLANT HTF MAIN PUMPS FILTERS AUXILIARY PLATFORMS. PLATFORM 5. STRUCTUR	Drawing	3	Vendor	GEN-2	Approval	Drawing
6007-PLN-AGE-58-54-6356	MOJAVE SOLAR PROJECT BETA PLANT HTF MAIN PUMPS FILTERS AUXILIARY PLATFORMS. PLATFORM 5. STRUCTUR	Drawing	3	Vendor	GEN-2	Approval	Drawing
6007-PLN-AGE-58-54-6357	MOJAVE SOLAR PROJECT BETA PLANT HTF MAIN PUMPS FILTERS AUXILIARY PLATFORMS. CONNECTION DETAILS	Drawing	2	Vendor	GEN-2	Approval	Drawing
6007-PLN-AGE-58-54-6358	MOJAVE SOLAR PROJECT BETA PLANT HTF MAIN PUMPS FILTERS AUXILIARY PLATFORMS. CONNECTION DETAILS	Drawing	2	Vendor	GEN-2	Approval	Drawing
6007-PLN-AGE-58-54-6359	MOJAVE SOLAR PROJECT BETA PLANT HTF MAIN PUMPS FILTERS AUXILIARY PLATFORMS. CONNECTION DETAILS	Drawing	3	Vendor	GEN-2	Approval	Drawing
6007-PLN-AGE-58-54-6360	MOJAVE SOLAR PROJECT BETA PLANT HTF MAIN PUMPS FILTERS AUXILIARY PLATFORMS. CONNECTION DETAILS	Drawing	3	Vendor	GEN-2	Approval	Drawing
0801 PCR 131015	Revision Letter	Revision Letter	NA	Vendor	GEN-2	Approval	Revision Letter
6007-PLN-SFP-15-81-G001	Alpha & Beta Site Fire Protection cover sheet	Drawing	3	Vendor	GEN-2	Approval	Drawing
6007-PLN-SFP-15-81-G002	Alpha Site Fire Protection zone Areas & design criteria	Drawing	2	Vendor	GEN-2	Approval	Drawing
6007-PLN-SFP-15-81-G003	Alpha Site Fire Protection Alpha hydraulic node plan	Drawing	3	Vendor	GEN-2	Approval	Drawing
6007-PLN-SFP-15-81-G004	Beta Site Fire Protection zone Areas & design criteria	Drawing	2	Vendor	GEN-2	Approval	Drawing
6007-PLN-SFP-15-81-G005	Alpha Site Fire Protection Alpha hydraulic node plan	Drawing	3	Vendor	GEN-2	Approval	Drawing
6007-CAL-SFP-15-81-H006	Alpha HTF Rack Hydraulic Calculations	Calculation	0	Vendor	GEN-2	Approval	Calculation
6007-CAL-SFP-15-81-H106	Beta HTF Rack Hydraulic Calculations	Calculation	0	Vendor	GEN-2	Approval	Calculation
6007-CAL-SFP-15-81-S006	Alpha-Beta HTF Rack Seismic calculation	Calculation	0	Vendor	GEN-2	Approval	Calculation
6007-HDD-SFP-15-81-0006	Alpha-Beta Spinkler and Nozzle Data sheets	Revision Letter	0	Vendor	GEN-2	Approval	Revision Letter
6007-PLN-SFP-15-81-D002	Alpha & Beta Site Fire Protection Above Ground Details	Drawing	2	Vendor	GEN-2	Approval	Drawing
6007-PLN-SFP-15-81-F024	Alpha Site Fire Protection HTF Rack-1 Structure protection	Drawing	0	Vendor	GEN-2	Approval	Drawing
6007-PLN-SFP-15-81-F025	Alpha Site Fire Protection HTF Rack-1 Rack	Drawing	0	Vendor	GEN-2	Approval	Drawing
6007-PLN-SFP-15-81-F026	Alpha Site Fire Protection HTF-2 Rack South steel protection	Drawing	0	Vendor	GEN-2	Approval	Drawing
6007-PLN-SFP-15-81-F027	Alpha Site Fire Protection HTF-2 Rack North steel protection	Drawing	0	Vendor	GEN-2	Approval	Drawing
6007-PLN-SFP-15-81-F028	Alpha Site Fire Protection HTF-2 Rack Sprinklers	Drawing	0	Vendor	GEN-2	Approval	Drawing
6007-PLN-SFP-15-81-F124	Beta Site Fire Protection HTF Rack-1 Structure protection	Drawing	0	Vendor	GEN-2	Approval	Drawing
6007-PLN-SFP-15-81-F125	Beta Site Fire Protection HTF Rack-1 Rack	Drawing	0	Vendor	GEN-2	Approval	Drawing
6007-PLN-SFP-15-81-F126	Beta Site Fire Protection HTF-2 Rack South steel protection	Drawing	0	Vendor	GEN-2	Approval	Drawing

6007-PLN-SFP-15-81-F127	Beta Site Fire Protection HTF-2 Rack North steel protection	Drawing	0	Vendor	GEN-2	Approval	Drawing
6007-PLN-SFP-15-81-F128	Beta Site Fire Protection HTF-2 Rack Sprinklers	Drawing	0	Vendor	GEN-2	Approval	Drawing
6007-PLN-LEF-12-62-0080	Permeate water tank drawings	Drawing	5	Vendor	GEN-2	Approval	Drawing
6007-PLN-LEF-12-62-0250	Softening tank detail drawings	Drawing	3	Vendor	GEN-2	Approval	Drawing
6007-PLN-LEF-12-62-0280	Ultrafiltered water tank detail drawings	Drawing	3	Vendor	GEN-2	Approval	Drawing
6007-PLN-LEF-12-62-0318	Physical-Chemical tank detail drawings	Drawing	4	Vendor	GEN-2	Approval	Drawing
6007-PLN-LEF-12-62-0319	Physical-Chemical tank detail drawings	Drawing	4	Vendor	GEN-2	Approval	Drawing
6007-PLN-LEF-12-62-0322	Lamellar settiling detail drawings	Drawing	1	Vendor	GEN-2	Approval	Drawing
6007-PLN-LEF-12-62-0342	Thickener detail drawings	Drawing	4	Vendor	GEN-2	Approval	Drawing
6007-PLN-LEF-12-62-0350	Clarified water tank detail drawings	Drawing	10	Vendor	GEN-2	Approval	Drawing
6007-PLN-LEF-12-62-0386	Filter press skids detail drawings	Drawing	5	Vendor	GEN-2	Approval	Drawing
6007-PLN-LEF-12-62-0392	Sodium carbonate storage skid detail drawings	Drawing	1	Vendor	GEN-2	Approval	Drawing
6007-PLN-LEF-12-62-0412	Magnesium sulphate storage mix and delivery system skid detail drawing	Drawing	1	Vendor	GEN-2	Approval	Drawing
6007-PLN-LEF-12-62-0432	Lime storage detail drawings	Drawing	1	Vendor	GEN-2	Approval	Drawing
6007-PLN-LEF-12-62-0452	Carbon Dioxide storage tank and dosing details drawings	Drawing	3	Vendor	GEN-2	Approval	Drawing
6007-CAL-LEF-12-54-0003	Skids Structural Calculations	Calculation	3	Vendor	41590	Approval	Calculation
6007-CAL-LEF-12-54-0004	Rack Structural Calculations	Calculation	4	Vendor	41590	Approval	Calculation
6007-PLN-LEF-12-54-0021	Geometric Definition of Rac Plan Detail Drawings	Drawing	5	Vendor	GEN-2	Approval	Drawing
6007-PLN-LEF-12-54-0022	Geometric Definition of Outdoor Rac Plan Detail Drawings	Drawing	3	Vendor	GEN-2	Approval	Drawing
6007-PLN-LEF-12-54-0031	Geometric Definition of Rac Elevations	Drawing	5	Vendor	GEN-2	Approval	Drawing
6007-PLN-LEF-12-54-0032	Geometric Definition of Rac Elevations	Drawing	5	Vendor	GEN-2	Approval	Drawing
6007-PLN-LEF-12-54-0033	Geometric Definition of Rac Elevations	Drawing	5	Vendor	GEN-2	Approval	Drawing
6007-PLN-LEF-12-54-0034	Geometric Definition of Rac Elevations	Drawing	5	Vendor	GEN-2	Approval	Drawing
6007-PLN-LEF-12-54-0035	Geometric Definition of Rac Elevations	Drawing	5	Vendor	GEN-2	Approval	Drawing
6007-PLN-LEF-12-54-0036	Geometric Definition of Outdoor Rac Elevations	Drawing	3	Vendor	GEN-2	Approval	Drawing
6007-PLN-LEF-12-54-0037	Geometric Definition of Outdoor Rac Elevations	Drawing	3	Vendor	GEN-2	Approval	Drawing
6007-PLN-LEF-12-54-0038	Geometric Definition of Outdoor Rac Elevations	Drawing	3	Vendor	GEN-2	Approval	Drawing
6007-PLN-LEF-12-54-0039	Geometric Definition of Outdoor Rac Elevations	Drawing	4	Vendor	GEN-2	Approval	Drawing
6007-PLN-LEF-12-54-0041	Geometric Definition of Rack Sections	Drawing	6	Vendor	GEN-2	Approval	Drawing
6007-PLN-LEF-12-54-0042	Geometric Definition of Rack Sections	Drawing	6	Vendor	GEN-2	Approval	Drawing
6007-PLN-LEF-12-54-0043	Geometric Definition of Outdoor Rack Sections	Drawing	4	Vendor	GEN-2	Approval	Drawing
6007-PLN-LEF-12-54-0051	Geometric Definition of Rac Details of Construction	Drawing	4	Vendor	GEN-2	Approval	Drawing
6007-PLN-LEF-12-54-0052	Geometric Definition of Rac Details of Construction	Drawing	3	Vendor	GEN-2	Approval	Drawing
6007-PLN-LEF-12-54-0053	Geometric Definition of Rac Details of Construction	Drawing	1	Vendor	GEN-2	Approval	Drawing
6007-PLN-LEF-12-62-0011	Potable treatment RO skids detail drawings	Drawing	8	Vendor	GEN-2	Approval	Drawing
6007-PLN-LEF-12-62-0012	Potable treatment RO skids detail drawings	Drawing	8	Vendor	GEN-2	Approval	Drawing
6007-PLN-LEF-12-62-0013	Potable treatment RO skids detail drawings	Drawing	1	Vendor	GEN-2	Approval	Drawing
6007-PLN-LEF-12-62-0014	Potable treatment RO skids detail drawings	Drawing	1	Vendor	GEN-2	Approval	Drawing
6007-PLN-LEF-12-62-0021	Primary RO cartridges skids detail drawings	Drawing	4	Vendor	GEN-2	Approval	Drawing
6007-PLN-LEF-12-62-0022	Primary RO cartridges skids detail drawings	Drawing	4	Vendor	GEN-2	Approval	Drawing
6007-PLN-LEF-12-62-0023	Primary RO cartridges skids detail drawings	Drawing	4	Vendor	GEN-2	Approval	Drawing
6007-PLN-LEF-12-62-0031	Primary RO skids unit A detail drawings	Drawing	7	Vendor	GEN-2	Approval	Drawing
6007-PLN-LEF-12-62-0032	Primary RO skids unit A detail drawings	Drawing	7	Vendor	GEN-2	Approval	Drawing
6007-PLN-LEF-12-62-0033	Primary RO skids unit B detail drawings	Drawing	7	Vendor	GEN-2	Approval	Drawing
6007-PLN-LEF-12-62-0034	Primary RO skids unit B detail drawings	Drawing	7	Vendor	GEN-2	Approval	Drawing
6007-PLN-LEF-12-62-0035	Primary RO skids unit C detail drawings	Drawing	7	Vendor	GEN-2	Approval	Drawing
6007-PLN-LEF-12-62-0036	Primary RO skids unit C detail drawings	Drawing	7	Vendor	GEN-2	Approval	Drawing
6007-PLN-LEF-12-62-0037	Primary RO skids unit D detail drawings	Drawing	7	Vendor	GEN-2	Approval	Drawing
6007-PLN-LEF-12-62-0038	Primary RO skids unit D detail drawings	Drawing	7	Vendor	GEN-2	Approval	Drawing
6007-PLN-LEF-12-62-0041	Mirror RO skids detail drawings	Drawing	8	Vendor	GEN-2	Approval	Drawing
6007-PLN-LEF-12-62-0042	Mirror RO skids detail drawings	Drawing	8	Vendor	GEN-2	Approval	Drawing
6007-PLN-LEF-12-62-0043	Mirror RO skids detail drawings	Drawing	3	Vendor	GEN-2	Approval	Drawing
6007-PLN-LEF-12-62-0044	Mirror RO skids detail drawings	Drawing	2	Vendor	GEN-2	Approval	Drawing
6007-PLN-LEF-12-62-0061	Group of pressure flushing skid detail drawings	Drawing	4	Vendor	GEN-2	Approval	Drawing
6007-PLN-LEF-12-62-0062	Group of pressure flushing skid detail drawings	Drawing	4	Vendor	GEN-2	Approval	Drawing
6007-PLN-LEF-12-62-0063	Group of pressure flushing skid detail drawings	Drawing	5	Vendor	GEN-2	Approval	Drawing
6007-PLN-LEF-12-62-0064	Group of pressure flushing skid detail drawings	Drawing	4	Vendor	GEN-2	Approval	Drawing
6007-PLN-LEF-12-62-0071	Cartridges & feed pumps Mirror RO skid detail drawings	Drawing	4	Vendor	GEN-2	Approval	Drawing
6007-PLN-LEF-12-62-0072	Cartridges & feed pumps Mirror RO skid detail drawings	Drawing	4	Vendor	GEN-2	Approval	Drawing
6007-PLN-LEF-12-62-0091	Polishing exchangers mixed bed polishers	Drawing	3	Vendor	GEN-2	Approval	Drawing
6007-PLN-LEF-12-62-0092	Polishing exchangers mixed bed polishers	Drawing	3	Vendor	GEN-2	Approval	Drawing
6007-PLN-LEF-12-62-0101	Feed pumps MB system skid detail drawings	Drawing	4	Vendor	GEN-2	Approval	Drawing
6007-PLN-LEF-12-62-0102	Feed pumps MB system skid detail drawings	Drawing	3	Vendor	GEN-2	Approval	Drawing
6007-PLN-LEF-12-62-0103	Feed pumps MB system skid detail drawings	Drawing	2	Vendor	GEN-2	Approval	Drawing
6007-PLN-LEF-12-62-0110	Potable water tank drawings	Drawing	10	Vendor	GEN-2	Approval	Drawing
6007-PLN-LEF-12-62-0121	Recirculation pumps & group pressure skids detail drawings	Drawing	6	Vendor	GEN-2	Approval	Drawing
6007-PLN-LEF-12-62-0122	Recirculation pumps & group pressure skids detail drawings	Drawing	5	Vendor	GEN-2	Approval	Drawing
6007-PLN-LEF-12-62-0123	Recirculation pumps & group pressure skids detail drawings	Drawing	5	Vendor	GEN-2	Approval	Drawing
6007-PLN-LEF-12-62-0124	Recirculation pumps & group pressure skids detail drawings	Drawing	4	Vendor	GEN-2	Approval	Drawing
6007-PLN-LEF-12-62-0141	Clarified pumps and filters of UF skids detail drawings	Drawing	3	Vendor	GEN-2	Approval	Drawing
6007-PLN-LEF-12-62-0142	Clarified pumps and filters of UF skids detail drawings	Drawing	2	Vendor	GEN-2	Approval	Drawing
6007-PLN-LEF-12-62-0143	Clarified pumps and filters of UF skids detail drawings	Drawing	2	Vendor	GEN-2	Approval	Drawing
6007-PLN-LEF-12-62-0144	Clarified pumps and filters of UF skids detail drawings	Drawing	3	Vendor	GEN-2	Approval	Drawing
6007-PLN-LEF-12-62-0151	Screws pumps skids detail drawings	Drawing	3	Vendor	GEN-2	Approval	Drawing
6007-PLN-LEF-12-62-0152	Screws pumps skids detail drawings	Drawing	2	Vendor	GEN-2	Approval	Drawing
6007-PLN-LEF-12-62-0161	CIP Ultrafiltration (Acid) skids detail drawings	Drawing	3	Vendor	GEN-2	Approval	Drawing
6007-PLN-LEF-12-62-0162	CIP Ultrafiltration (Acid) skids detail drawings	Drawing	3	Vendor	GEN-2	Approval	Drawing
6007-PLN-LEF-12-62-0163	CIP Ultrafiltration (Acid) skids detail drawings	Drawing	3	Vendor	GEN-2	Approval	Drawing
6007-PLN-LEF-12-62-0171	CIP Ultrafiltration (Alcaline) skids detail drawings	Drawing	4	Vendor	GEN-2	Approval	Drawing
6007-PLN-LEF-12-62-0172	CIP Ultrafiltration (Alcaline) skids detail drawings	Drawing	3	Vendor	GEN-2	Approval	Drawing
6007-PLN-LEF-12-62-0173	CIP Ultrafiltration (Alcaline) skids detail drawings	Drawing	3	Vendor	GEN-2	Approval	Drawing
6007-PLN-LEF-12-62-0181	Pumps softening to P-C skid detail drawings	Drawing	3	Vendor	GEN-2	Approval	Drawing
6007-PLN-LEF-12-62-0182	Pumps softening to P-C skid detail drawings	Drawing	2	Vendor	GEN-2	Approval	Drawing
6007-PLN-LEF-12-62-0191	Feed pumps concentration RO & backwash pumps UF skids detail drawings	Drawing	3	Vendor	GEN-2	Approval	Drawing
6007-PLN-LEF-12-62-0192	Feed pumps concentration RO & backwash pumps UF skids detail drawings	Drawing	5	Vendor	GEN-2	Approval	Drawing
6007-PLN-LEF-12-62-0201	Cartridge filters concentrate RO pumps	Drawing	4	Vendor	GEN-2	Approval	Drawing
6007-PLN-LEF-12-62-0202	Cartridge filters concentrate RO pumps	Drawing	5	Vendor	GEN-2	Approval	Drawing
6007-PLN-LEF-12-62-0211	CIP system (acid) concentration RO skids detail drawings	Drawing	5	Vendor	GEN-2	Approval	Drawing
6007-PLN-LEF-12-62-00212	CIP system (acid) concentration RO skids detail drawings	Drawing	5	Vendor	GEN-2	Approval	Drawing
6007-PLN-LEF-12-62-0221	CIP system (alcaline) concentration RO skids detail drawings	Drawing	4	Vendor	GEN-2	Approval	Drawing
6007-PLN-LEF-12-62-0222	CIP system (alcaline) concentration RO skids detail drawings	Drawing	5	Vendor	GEN-2	Approval	Drawing
6007-PLN-LEF-12-62-0231	CIP system RO's skids skid detail drawings	Drawing	6	Vendor	GEN-2	Approval	Drawing
6007-PLN-LEF-12-62-0232	CIP system RO's skids skid detail drawings	Drawing	6	Vendor	GEN-2	Approval	Drawing
6007-PLN-LEF-12-62-0233	CIP system RO's skids skid detail drawings	Drawing	4	Vendor	GEN-2	Approval	Drawing
6007-PLN-LEF-12-62-0234	CIP system RO's skids skid detail drawings	Drawing	4	Vendor	GEN-2	Approval	Drawing
6007-PLN-LEF-12-62-0241	Oil separator system skids detail drawings	Drawing	4	Vendor	GEN-2	Approval	Drawing
6007-PLN-LEF-12-62-0242	Oil separator system skids detail drawings	Drawing	3	Vendor	GEN-2	Approval	Drawing
6007-PLN-LEF-12-62-0243	Oil separator system skids detail drawings	Drawing	1	Vendor	GEN-2	Approval	Drawing
6007-PLN-LEF-12-62-0244	Oil separator system skids detail drawings	Drawing	1	Vendor	GEN-2	Approval	Drawing
6007-PLN-LEF-12-62-0260	Waste water tank skids detail drawings	Drawing	13	Vendor	GEN-2	Approval	Drawing
6007-PLN-LEF-12-62-0271	Pumps to ponds skids detail drawings	Drawing	4	Vendor	GEN-2	Approval	Drawing
6007-PLN-LEF-12-62-0272	Pumps to ponds skids detail drawings	Drawing	4	Vendor	GEN-2	Approval	Drawing
6007-PLN-LEF-12-62-0290	Waste oil storage tank detail drawings	Drawing	7	Vendor	GEN-2	Approval	Drawing
6007-PLN-LEF-12-62-0301	Oil separator pumps skid detail drawings	Drawing	3	Vendor	GEN-2	Approval	Drawing
6007-PLN-LEF-12-62-0302	Oil separator pumps skid detail drawings	Drawing	3	Vendor	GEN-2	Approval	Drawing
6007-PLN-LEF-12-62-0331	1st Clarified water pumps skid detail drawings	Drawing	4	Vendor	GEN-2	Approval	Drawing
6007-PLN-LEF-12-62-0332	1st Clarified water pumps skid detail drawings	Drawing	3	Vendor	GEN-2	Approval	Drawing
6007-PLN-LEF-12-62-0360	Drained water tank detail drawings	Drawing	10	Vendor	GEN-2	Approval	Drawing
6007-PLN-LEF-12-62-0371	Filtrate recycle pumps detail drawings	Drawing	3	Vendor	GEN-2	Approval	Drawing
6007-PLN-LEF-12-62-0372	Filtrate recycle pumps detail drawings	Drawing	5	Vendor	GEN-2	Approval	Drawing
6007-PLN-LEF-12-62-0401	Sodium carbonate storage, skid detail drawings	Drawing	3	Vendor	GEN-2	Approval	Drawing
6007-PLN-LEF-12-62-0402	Sodium carbonate storage, skid detail drawings	Drawing	2	Vendor	GEN-2	Approval	Drawing
6007-PLN-LEF-12-62-0421	Magnesium sulphate storage, mix and delivery system Skid detail drawings	Drawing	3	Vendor	GEN-2	Approval	Drawing
6007-PLN-LEF-12-62-0422	Magnesium sulphate storage, mix and delivery system Skid detail drawings	Drawing	2	Vendor	GEN-2	Approval	Drawing
6007-PLN-LEF-12-62-0441	Lime storage skid detail drawings	Drawing	3	Vendor	GEN-2	Approval	Drawing
6007-PLN-LEF-12-62-0442	Lime storage skid detail drawings	Drawing	2	Vendor	GEN-2	Approval	Drawing
6007-PLN-LEF-12-62-0460	Hypochlorite Storage tank chemical detail drawings	Drawing	14	Vendor	GEN-2	Approval	Drawing
6007-PLN-LEF-12-62-0471	Hypochlorite Chemical load pump & Dosing chemicals pumps detail drawings	Drawing	8	Vendor	GEN-2	Approval	Drawing
6007-PLN-LEF-12-62-0472	Hypochlorite Chemical load pump & Dosing chemicals pumps detail drawings	Drawing	3	Vendor	GEN-2	Approval	Drawing
6007-PLN-LEF-12-62-0480	Soda Storage tank chemical detail drawings	Drawing	7	Vendor	GEN-2	Approval	Drawing
6007-PLN-LEF-12-62-0491	Soda Chemical load pump & Dosing chemicals pumps detail drawings	Drawing	6	Vendor	GEN-2	Approval	Drawing
6007-PLN-LEF-12-62-0492	Soda Chemical load pump & Dosing chemicals pumps detail drawings	Drawing	5	Vendor	GEN-2	Approval	Drawing
6007-PLN-LEF-12-62-0493	Soda Chemical load pump & Dosing chemicals pumps detail drawings	Drawing	4	Vendor	GEN-2	Approval	Drawing
6007-PLN-LEF-12-62-0500	Antifouling Storage tank chemical detail drawings	Drawing	11	Vendor	GEN-2	Approval	Drawing
6007-PLN-LEF-12-62-0511	Antifouling Chemical load pump & Dosing chemicals pumps detail drawings	Drawing	7	Vendor	GEN-2	Approval	Drawing
6007-PLN-LEF-12-62-0512	Antifouling Chemical load pump & Dosing chemicals pumps detail drawings	Drawing	3	Vendor	GEN-2	Approval	Drawing
6007-PLN-LEF-12-62-0520	Sulfuric Acid Storage tank chemical detail drawings	Drawing	12	Vendor	GEN-2	Approval	Drawing
6007-PLN-LEF-12-62-0531	Sulfuric Acid Chemical load pump & Dosing chemicals pumps detail drawings	Drawing	7	Vendor	GEN-2	Approval	Drawing
6007-PLN-LEF-12-62-0532	Sulfuric Acid Chemical load pump & Dosing chemicals pumps detail drawings	Drawing	3	Vendor	GEN-2	Approval	Drawing
6007-PLN-LEF-12-62-0533	Sulfuric Acid Chemical load pump & Dosing chemicals pumps detail drawings	Drawing	3	Vendor	GEN-2	Approval	Drawing
6007-PLN-LEF-12-62-0540	Ferric Chloride storage tank	Drawing	6	Vendor	GEN-2	Approval	Drawing
6007-PLN-LEF-12-62-0551	Ferric Chloride Chemical load pump & Dosing chemicals pumps detail drawings	Drawing	3	Vendor	GEN-2	Approval	Drawing

6007-PLN-LEF-12-62-0552	Ferric Chloride Chemical load pump & Dosing chemicals pumps detail drawings	Drawing	3	Vendor	GEN-2	Approval	Drawing
6007-PLN-LEF-12-62-0560	Bisulfite storage tank detail drawings	Drawing	10	Vendor	GEN-2	Approval	Drawing
6007-PLN-LEF-12-62-0571	Bisulfite Chemical load pump & Dosing chemicals pumps detail drawings	Drawing	7	Vendor	GEN-2	Approval	Drawing
6007-PLN-LEF-12-62-0572	Bisulfite Chemical load pump & Dosing chemicals pumps detail drawings	Drawing	3	Vendor	GEN-2	Approval	Drawing
6007-PLN-LEF-12-62-0580	Polyelectrolyte storage tank detail drawings	Drawing	8	Vendor	GEN-2	Approval	Drawing
6007-PLN-LEF-12-62-0591	Polyelectrolyte Chemical load pump & Dosing chemicals pumps detail drawings	Drawing	4	Vendor	GEN-2	Approval	Drawing
6007-PLN-LEF-12-62-0592	Polyelectrolyte Chemical load pump & Dosing chemicals pumps detail drawings	Drawing	2	Vendor	GEN-2	Approval	Drawing
6007-PLN-LEF-12-62-0601	Polyelectrolyte mixing tank and Chemical Pumps detail drawings	Drawing	4	Vendor	GEN-2	Approval	Drawing
6007-PLN-LEF-12-62-0602	Polyelectrolyte mixing tank and Dosing chemical pumps detail drawings	Drawing	4	Vendor	GEN-2	Approval	Drawing
6007-PLN-LEF-12-62-0603	Polyelecrolyte mixing tank and Dosing chemical pumps detail drawings	Drawing	3	Vendor	GEN-2	Approval	Drawing
6007-PLN-LEF-12-62-0604	Floculant mixing tank Dosing chemical pumps SK 5010 detail drawings	Drawing	1	Vendor	GEN-2	Approval	Drawing
6007-PLN-LEF-12-62-0611	Feed pump press filter skid detail drawing	Drawing	4	Vendor	GEN-2	Approval	Drawing
6007-PLN-LEF-12-62-0612	Feed pump press filter skid detail drawings	Drawing	4	Vendor	GEN-2	Approval	Drawing
6007-PLN-LEF-12-62-0621	Feed pump Potable RO skid detail drawings	Drawing	7	Vendor	GEN-2	Approval	Drawing
6007-PLN-LEF-12-62-0622	Feed pump Potable RO skid detail drawings	Drawing	4	Vendor	GEN-2	Approval	Drawing
6007-PLN-LEF-12-62-0631	Feed pump Primary RO skid detail drawings	Drawing	5	Vendor	GEN-2	Approval	Drawing
6007-PLN-LEF-12-62-0632	Feed pump Primary RO skid detail drawings	Drawing	3	Vendor	GEN-2	Approval	Drawing
6007-PLN-LEF-12-62-0633	Feed pump Primary RO skid detail drawings	Drawing	4	Vendor	GEN-2	Approval	Drawing
6007-PLN-LEF-12-62-0641	Recirculation pump X-MP-491 skid detail drawings	Drawing	7	Vendor	GEN-2	Approval	Drawing
6007-PLN-LEF-12-62-0642	Recirculation pump X-MP-491 skid detail drawings	Drawing	4	Vendor	GEN-2	Approval	Drawing
6007-PLN-LEF-12-62-0643	Recirculation pump X-MP-491 skid detail drawings	Drawing	4	Vendor	GEN-2	Approval	Drawing
6007-PLN-LEF-12-62-0644	Recirculation pump X-MP-491 skid detail drawings	Drawing	4	Vendor	GEN-2	Approval	Drawing
6007-PLN-LEF-12-62-0661	Cooling Tower Blowdown pumps skid detail drawings	Drawing	3	Vendor	GEN-2	Approval	Drawing
6007-PLN-LEF-12-62-0662	Cooling Tower Blowdown pumps skid detail drawings	Drawing	5	Vendor	GEN-2	Approval	Drawing
6007-PLN-LEF-12-62-0670	1st Clarified water tank detail drawings	Drawing	9	Vendor	GEN-2	Approval	Drawing
6007-PLN-LEF-12-62-0691	Pumps to water oil separator skid detail drawing	Drawing	2	Vendor	GEN-2	Approval	Drawing
6007-PLN-LEF-12-62-0692	Pumps to water oil separator skid detail drawing	Drawing	1	Vendor	GEN-2	Approval	Drawing
6007-PLN-LEF-12-62-1301	Ultrafiltration system skids detail drawings UF A/B	Drawing	4	Vendor	GEN-2	Approval	Drawing
6007-PLN-LEF-12-62-1302	Ultrafiltration system skids detail drawings UF A/B	Drawing	2	Vendor	GEN-2	Approval	Drawing
6007-PLN-LEF-12-62-1303	Ultrafiltration system skids detail drawings UF A/B	Drawing	6	Vendor	GEN-2	Approval	Drawing
6007-PLN-LEF-12-62-1304	Ultrafiltration system skids detail drawings UF C/D	Drawing	4	Vendor	GEN-2	Approval	Drawing
6007-PLN-LEF-12-62-1305	Ultrafiltration system skids detail drawings UF C/D	Drawing	2	Vendor	GEN-2	Approval	Drawing
6007-PLN-LEF-12-62-1306	Ultrafiltration system skids detail drawings UF C/D	Drawing	5	Vendor	GEN-2	Approval	Drawing
6007-PLN-LEF-12-62-1307	Ultrafiltration system skids detail drawings UF E/F	Drawing	4	Vendor	GEN-2	Approval	Drawing
6007-PLN-LEF-12-62-1308	Ultrafiltration system skids detail drawings UF E/F	Drawing	2	Vendor	GEN-2	Approval	Drawing
6007-PLN-LEF-12-62-1309	Ultrafiltration system skids detail drawings UF E/F	Drawing	5	Vendor	GEN-2	Approval	Drawing
6007-PLN-LEF-12-62-1310	Ultrafiltration system skids detail drawings UF G/H	Drawing	3	Vendor	GEN-2	Approval	Drawing
6007-PLN-LEF-12-62-1311	Ultrafiltration system skids detail drawings UF G/H	Drawing	2	Vendor	GEN-2	Approval	Drawing
6007-PLN-LEF-12-62-1312	Ultrafiltration system skids detail drawings UF G/H	Drawing	3	Vendor	GEN-2	Approval	Drawing
6007-PLN-LEF-12-62-5001	Concentration RO skids detail drawings Unit D	Drawing	5	Vendor	GEN-2	Approval	Drawing
6007-PLN-LEF-12-62-5002	Concentration RO skids detail drawings Unit D	Drawing	4	Vendor	GEN-2	Approval	Drawing
6007-PLN-LEF-12-62-5003	Concentration RO skids detail drawings Unit D	Drawing	2	Vendor	GEN-2	Approval	Drawing
6007-PLN-LEF-12-62-5004	Concentration RO skids detail drawings Unit D	Drawing	2	Vendor	GEN-2	Approval	Drawing
6007-PLN-LEF-12-62-5005	Concentration RO skids detail drawings Unit A	Drawing	3	Vendor	GEN-2	Approval	Drawing
6007-PLN-LEF-12-62-5006	Concentration RO skids detail drawings Unit A	Drawing	2	Vendor	GEN-2	Approval	Drawing
6007-PLN-LEF-12-62-5007	Concentration RO skids detail drawings Unit A	Drawing	2	Vendor	GEN-2	Approval	Drawing
6007-PLN-LEF-12-62-5008	Concentration RO skids detail drawings Unit A	Drawing	2	Vendor	GEN-2	Approval	Drawing
6007-PLN-LEF-12-62-5009	Concentration RO skids detail drawings Unit B	Drawing	3	Vendor	GEN-2	Approval	Drawing
6007-PLN-LEF-12-62-5010	Concentration RO skids detail drawings Unit B	Drawing	2	Vendor	GEN-2	Approval	Drawing
6007-PLN-LEF-12-62-5011	Concentration RO skids detail drawings Unit B	Drawing	2	Vendor	GEN-2	Approval	Drawing
6007-PLN-LEF-12-62-5012	Concentration RO skids detail drawings Unit B	Drawing	2	Vendor	GEN-2	Approval	Drawing
6007-PLN-LEF-12-62-5013	Concentration RO skids detail drawings Unit C	Drawing	3	Vendor	GEN-2	Approval	Drawing
6007-PLN-LEF-12-62-5014	Concentration RO skids detail drawings Unit C	Drawing	2	Vendor	GEN-2	Approval	Drawing
6007-PLN-LEF-12-62-5015	Concentration RO skids detail drawings Unit C	Drawing	2	Vendor	GEN-2	Approval	Drawing
6007-PLN-LEF-12-62-5016	Concentration RO skids detail drawings Unit C	Drawing	2	Vendor	GEN-2	Approval	Drawing
6007-PLN-LEF-12-71-P411C	Central Plant Potable water system Piping & Instrument Diagram	Drawing	11	Vendor	GEN-2	Approval	Drawing
6007-PLN-LEF-12-71-P412C	Potable distribuition system Piping & Instrument Diagram	Drawing	8	Vendor	GEN-2	Approval	Drawing
6007-PLN-LEF-12-71-P413C	Magnesium sulphate storage, mix and delivery system Piping & Instrument Diagram	Drawing	7	Vendor	GEN-2	Approval	Drawing
6007-PLN-LEF-12-71-P414C	Sodium carbonate storage, mix and delivery system Piping & Instrument Diagram	Drawing	7	Vendor	GEN-2	Approval	Drawing
6007-PLN-LEF-12-71-P415C	Lime storage, mix and delivery system Piping & Instrument Diagram	Drawing	7	Vendor	GEN-2	Approval	Drawing
6007-PLN-LEF-12-71-P416C	Ferric chloride feed system Piping & Instrument Diagram	Drawing	8	Vendor	GEN-2	Approval	Drawing
6007-PLN-LEF-12-71-P417C	Hypochlorite and bisulfite feed system Piping & Instrument Diagram	Drawing	8	Vendor	GEN-2	Approval	Drawing
6007-PLN-LEF-12-71-P418C	Soda feed system Piping & Instrument Diagram	Drawing	7	Vendor	GEN-2	Approval	Drawing
6007-PLN-LEF-12-71-P419C	Carbon Dioxide Storage and dosing system Piping & Instrument Diagram	Drawing	6	Vendor	GEN-2	Approval	Drawing
6007-PLN-LEF-12-71-P420C	AIR distribuition system Piping & Instrument Diagram	Drawing	4	Vendor	GEN-2	Approval	Drawing
6007-PLN-LEF-12-71-P421C	Drainage distribution system piping & drainage	Drawing	2	Vendor	GEN-2	Approval	Drawing
6007-PLN-LEF-12-71-P422C	UF CIP PIPE AND INSTRUMENT DIAGRAM Piping & Instrument Diagram	Drawing	8	Vendor	GEN-2	Approval	Drawing
6007-PLN-LEF-12-71-P423C	CONCENTRATE RO CIP PIPE AND INSTRUMENT DIAGRAM Piping & Instrument Diagram	Drawing	9	Vendor	GEN-2	Approval	Drawing
6007-PLN-LEF-12-71-P425C	Waste water tank Piping & Instrument Diagram	Drawing	7	Vendor	GEN-2	Approval	Drawing
6007-PLN-LEF-12-71-P426C	Softener feed equalization tank Piping & Instrument Diagram	Drawing	7	Vendor	GEN-2	Approval	Drawing
6007-PLN-LEF-12-71-P427C	Clarifier system Piping & Instrument Diagram	Drawing	8	Vendor	GEN-2	Approval	Drawing
6007-PLN-LEF-12-71-P428C	Filter Press Piping & Instrument Diagram	Drawing	8	Vendor	GEN-2	Approval	Drawing
6007-PLN-LEF-12-71-P429C	Process make-up water tank Piping & Instrument Diagram	Drawing	9	Vendor	GEN-2	Approval	Drawing
6007-PLN-LEF-12-71-P430C	Filtrate recycle Piping & Instrument Diagram	Drawing	7	Vendor	GEN-2	Approval	Drawing
6007-PLN-LEF-12-71-P431C	Sulfuric acid system Piping & Instrument Diagram	Drawing	8	Vendor	GEN-2	Approval	Drawing
6007-PLN-LEF-12-71-P432C	Clearwell Piping & Instrument Diagram	Drawing	8	Vendor	GEN-2	Approval	Drawing
6007-PLN-LEF-12-71-P433C	Ultrafiltration Units A/B Piping & Instrument Diagram	Drawing	8	Vendor	GEN-2	Approval	Drawing
6007-PLN-LEF-12-71-P434C	Ultrafiltration Units C/D Piping & Instrument Diagram	Drawing	8	Vendor	GEN-2	Approval	Drawing
6007-PLN-LEF-12-71-P436C	RO chemical feed Piping & Instrument Diagram	Drawing	9	Vendor	GEN-2	Approval	Drawing
6007-PLN-LEF-12-71-P437C	Primary RO feed pumps Piping & Instrument Diagram	Drawing	10	Vendor	GEN-2	Approval	Drawing
6007-PLN-LEF-12-71-P438C	Primary RO system - Unit A Piping & Instrument Diagram	Drawing	10	Vendor	GEN-2	Approval	Drawing
6007-PLN-LEF-12-71-P439C	Primary RO system - Unit B Piping & Instrument Diagram	Drawing	10	Vendor	GEN-2	Approval	Drawing
6007-PLN-LEF-12-71-P440C	Ultrafiltration Units E/F Piping & Instrument Diagram	Drawing	8	Vendor	GEN-2	Approval	Drawing
6007-PLN-LEF-12-71-P441C	Primary RO system - Unit C Piping & Instrument Diagram	Drawing	11	Vendor	GEN-2	Approval	Drawing
6007-PLN-LEF-12-71-P442C	Primary RO system - Unit D Piping & Instrument Diagram	Drawing	11	Vendor	GEN-2	Approval	Drawing
6007-PLN-LEF-12-71-P443C	Ultrafiltration Units G/H Piping & Instrument Diagram	Drawing	8	Vendor	GEN-2	Approval	Drawing
6007-PLN-LEF-12-71-P445C	Concentrate RO Pumps Piping & Instrument Diagram	Drawing	8	Vendor	GEN-2	Approval	Drawing
6007-PLN-LEF-12-71-P446C	Polishing Mirror RO Piping Piping & Instrument Diagram	Drawing	9	Vendor	GEN-2	Approval	Drawing
6007-PLN-LEF-12-71-P447C	Concentrate RO System-Unit D Piping & Instrument Diagram	Drawing	7	Vendor	GEN-2	Approval	Drawing
6007-PLN-LEF-12-71-P448C	Concentrate RO System-Unit A Piping & Instrument Diagram	Drawing	7	Vendor	GEN-2	Approval	Drawing
6007-PLN-LEF-12-71-P449C	Concentrate RO System-Unit B Piping & Instrument Diagram	Drawing	7	Vendor	GEN-2	Approval	Drawing
6007-PLN-LEF-12-71-P450C	Concentrate RO System-Unit C Piping & Instrument Diagram	Drawing	7	Vendor	GEN-2	Approval	Drawing
6007-PLN-LEF-12-71-P452C	Polishing Exchangers Piping & Instrument Diagram	Drawing	8	Vendor	GEN-2	Approval	Drawing
6007-PLN-LEF-12-71-P454C	Ro Clean-In-Place Piping & Instrument Diagram	Drawing	8	Vendor	GEN-2	Approval	Drawing
6007-PLN-LEF-12-71-P455C	Water Oil Seperator Piping & Instrument Diagram	Drawing	12	Vendor	GEN-2	Approval	Drawing
6007-CAL-SFP-15-81-HR01	Alpha/Beta Expansion Bracket and Tube Base Structural Calculations	Calculation	0	Vendor	GEN-2	Approval	Calculation
6007-CAL-SFP-15-81-H102	Calculation Summary	Calculation	0	Vendor	GEN-2	Approval	Calculation
6007-CAL-SFP-15-81-HR04	Alpha/Beta Hilti HY150 Brace Anchor Calculations	Calculation	0	Vendor	GEN-2	Approval	Calculation
6007-CAL-SFP-15-81-HR05	Alpha/Beta Expansion Vessel Area Hilti MI 90 Stand	Calculation	0	Vendor	GEN-2	Approval	Calculation
6007-CAL-SFP-15-81-S002 (A)	Tol-Brace Seismic Calculations	Calculation	N/A	Vendor	GEN-2	Approval	Calculation
6007-CAL-SFP-15-81-S002 (B)	Tol-Brace Seismic Calculations	Calculation	N/A	Vendor	GEN-2	Approval	Calculation
6007-CAL-SFP-15-81-S002 (C)	Tol-Brace Seismic Calculations	Calculation	N/A	Vendor	GEN-2	Approval	Calculation
6007-CAL-SFP-15-81-S002 (D)	Tol-Brace Seismic Calculations	Calculation	N/A	Vendor	GEN-2	Approval	Calculation
6007-CAL-SFP-15-81-S002 (E)	Tol-Brace Seismic Calculations	Calculation	N/A	Vendor	GEN-2	Approval	Calculation
6007-CAL-SFP-15-81-S002 (F)	Tol-Brace Seismic Calculations	Calculation	N/A	Vendor	GEN-2	Approval	Calculation
6007-CAL-SFP-15-81-S002 (G)	Tol-Brace Seismic Calculations	Calculation	N/A	Vendor	GEN-2	Approval	Calculation
6007-HDD-SFP-15-81-0002	Tyco Nozzle data sheet	Calculation	0	Vendor	GEN-2	Approval	Calculation
6007-PLN-SFP-15-81-D002	Alpha & Beta Site Fire Protection Above Ground Details	Drawing	0	Vendor	GEN-2	Approval	Drawing
6007-PLN-SFP-15-81-F010	Alpha Site-Fire Protection Vessel Plan	Drawing	0	Vendor	GEN-2	Approval	Drawing
6007-PLN-SFP-15-81-F011	Alpha Site-Fire Protection Vessel Plan	Drawing	0	Vendor	GEN-2	Approval	Drawing
6007-PLN-SFP-15-81-F012	Alpha Site Fire Protection Vessel Isometric View	Drawing	0	Vendor	GEN-2	Approval	Drawing
6007-PLN-SFP-15-81-F110	Beta Site Fire Protection Vessel Plan	Drawing	0	Vendor	GEN-2	Approval	Drawing
6007-PLN-SFP-15-81-F111	Beta Site Fire Protection Vessel Stretch Plan	Drawing	0	Vendor	GEN-2	Approval	Drawing
6007-PLN-SFP-15-81-F112	Beta Site Fire Protection Vessel Isometric View	Drawing	0	Vendor	GEN-2	Approval	Drawing
6007-PLN-SFP-15-81-G003	Alpha Site Fire Protection Alpha Site Hydraulic Node Plan	Drawing	0	Vendor	GEN-2	Approval	Drawing
6007-PLN-SFP-15-81-G005	Beta Site Fire Protection Alpha Site Hydraulic Node Plan	Drawing	0	Vendor	GEN-2	Approval	Drawing
6007-PLN-SFP-15-81-H001	Alpha and Beta Site Fire Protection Hanger Details	Drawing	1	Vendor	GEN-2	Approval	Drawing
6007-PLN-SFP-15-81-H002	Alpha & Beta Site Fire Protection EXP Vessel Hanger Details	Drawing	2	Vendor	GEN-2	Approval	Drawing
6007-PLN-ATP-00-00-H101-A	Hazardous Areas Classification Alpha Plant Sheet #1/11	Drawing	2	Vendor	GEN-2	Approval	Drawing
6007-PLN-ATP-00-00-H102-B	Hazardous Areas Classification Beta Plant Sheet #2/11	Drawing	2	Vendor	GEN-2	Approval	Drawing
6007-PLN-ATP-00-00-H103-A	Hazardous Areas Classification Alpha Plant Sheet #3/11	Drawing	2	Vendor	GEN-2	Approval	Drawing
6007-PLN-ATP-00-00-H104-B	Hazardous Areas Classification Beta Plant Sheet #4/11	Drawing	2	Vendor	GEN-2	Approval	Drawing
6007-PLN-ATP-00-00-H105-A	Hazardous Areas Classification Alpha Plant Sheet #5/11	Drawing	2	Vendor	GEN-2	Approval	Drawing
6007-PLN-ATP-00-00-H106-B	Hazardous Areas Classification Beta Plant Sheet #6/11	Drawing	2	Vendor	GEN-2	Approval	Drawing
6007-PLN-ATP-00-00-H107-A	Hazardous Areas Classification Alpha Plant Sheet #7/11	Drawing	2	Vendor	GEN-2	Approval	Drawing
6007-PLN-ATP-00-00-H108-B	Hazardous Areas Classification Beta Plant Sheet #8/11	Drawing	2	Vendor	GEN-2	Approval	Drawing
6007-PLN-ATP-00-00-H109-A	Hazardous Areas Classification Alpha Plant Sheet #9/11	Drawing	2	Vendor	GEN-2	Approval	Drawing
6007-PLN-ATP-00-00-H1010-B	Hazardous Areas Classification Beta Plant Sheet #10/11	Drawing	2	Vendor	GEN-2	Approval	Drawing
6007-PLN-ATP-00-00-H1011-A	Hazardous Areas Classification Alpha Plant Sheet #11/11	Drawing	2	Vendor	GEN-2	Approval	Drawing
BV_Comment_Letter_-MECH-1-28.00-PC_-_Abengoa_ AB	RESPONSE LETTER	Revison Letter	NA	Vendor	GEN-2	Approval	Revision Letter
6007-INF-AGE-25-60-4003-R00	Stress Analysis Report - Power Block -Alpha & Beta - Part 3	Analysis	0	Vendor	GEN-2	Approval	Analysis

6007-INF-AGE-25-60-4004-R00	Stress Analysis Report - Power Block - Alpha & Beta - Part 4	Analysis	0	Vendor	GEN-2	Approval	Analysis
6007-CAL-AGE-00-54-2000	Calculation Report for Electrical Panels Structure Alpha Plant	Calculation	3	Vendor	GEN-2	Approval	Calculation
6007-CAL-AGE-00-54-6000	Calculation Report Electrical Panels Structure Beta Plant	Calculation	4	Vendor	GEN-2	Approval	Calculation
6007-PLN-AGE-00-54-2000	Mojave Solar Project. Alpha Plant. Electrical Panels Steel Cover Sheet	Drawing	1	Vendor	GEN-2	Approval	Drawing
6007-PLN-AGE-00-54-2001	Mojave Solar Project. Alpha Plant. Electrical Panels Steel General Notes	Drawing	3	Vendor	GEN-2	Approval	Drawing
6007-PLN-AGE-00-54-2002	Mojave Solar Project. Alpha Plant. Electrical Panels Steel Steel Plan I	Drawing	2	Vendor	GEN-2	Approval	Drawing
6007-PLN-AGE-00-54-2003	Mojave Solar Project. Alpha Plant. Electrical Panels Steel Steel Plan II	Drawing	2	Vendor	GEN-2	Approval	Drawing
6007-PLN-AGE-00-54-2004	Mojave Solar Project. Alpha Plant. Electrical Panels Steel Steel Plan III	Drawing	2	Vendor	GEN-2	Approval	Drawing
6007-PLN-AGE-00-54-2005	Mojave Solar Project. Alpha Plant. Electrical Panels Steel Steel Plan IV	Drawing	2	Vendor	GEN-2	Approval	Drawing
6007-PLN-AGE-00-54-2006	Mojave Solar Project. Alpha Plant. Electrical Panels Steel ESA Type1 & 2 Sections & Details	Drawing	3	Vendor	GEN-2	Approval	Drawing
6007-PLN-AGE-00-54-6000	Mojave Solar Project. Beta Plant. Electrical Panels Steel Cover Sheet	Drawing	2	Vendor	GEN-2	Approval	Drawing
6007-PLN-AGE-00-54-6001	Mojave Solar Project. Beta Plant. Electrical Panels Steel General Notes	Drawing	3	Vendor	GEN-2	Approval	Drawing
6007-PLN-AGE-00-54-6002	Mojave Solar Project. Beta Plant. Electrical Panels Steel Steel Plan	Drawing	2	Vendor	GEN-2	Approval	Drawing
6007-PLN-AGE-00-54-6003	Mojave Solar Project. Beta Plant. Electrical Panels Steel Steel Plan II	Drawing	2	Vendor	GEN-2	Approval	Drawing
6007-PLN-AGE-00-54-6004	Mojave Solar Project. Beta Plant. Electrical Panels Steel Steel Plan III	Drawing	2	Vendor	GEN-2	Approval	Drawing
6007-PLN-AGE-00-54-6005	Mojave Solar Project. Beta Plant. Electrical Panels Steel Steel Plan IV	Drawing	2	Vendor	GEN-2	Approval	Drawing
6007-PLN-AGE-00-54-6006	Mojave Solar Project. Beta Plant. Electrical Panels Steel Steel Plan V	Drawing	2	Vendor	GEN-2	Approval	Drawing
6007-PLN-AGE-00-54-6007	Mojave Solar Project. Beta Plant. Electrical Panels Steel ESB Types 1 & 2, Sections & Det	Drawing	3	Vendor	GEN-2	Approval	Drawing
6007-PLN-AGE-00-54-6008	Mojave Solar Project. Beta Plant. Electrical Panels Steel EBSB Sections & Details	Drawing	4	Vendor	GEN-2	Approval	Drawing
6007-inf-AGE-68-60-2001-R04	Stress Analysis Report-Solar Field-East Inlet Alpha Plant (Main Header)	Analysis	4	Vendor	GEN-2	Approval	Analysis
6007-inf-AGE-68-60-2002-R04	Stress Analysis Report-Solar Field-East Return Alpha Plant (Main Header)	Analysis	4	Vendor	GEN-2	Approval	Analysis
6007-inf-AGE-68-60-6001-R05	Stress Analysis Report Header HTF- Beta Plant - East Solar Field Inlet	Analysis	5	Vendor	GEN-2	Approval	Analysis
6007-inf-AGE-68-60-6002-R04	Stress Analysis Report Header HTF- Beta Plant - East Solar Field Return	Analysis	4	Vendor	GEN-2	Approval	Analysis
6007-inf-AGE-68-60-6005-R04	Stress Analysis Report Header HTF- Beta Plant - North Solar Field Inlet	Analysis	4	Vendor	GEN-2	Approval	Analysis
6007-inf-AGE-68-60-6006-R04	Stress Analysis Report Header HTF- Beta Plant - North Solar Field Return	Analysis	4	Vendor	GEN-2	Approval	Analysis
API 5L.pdf	Properties of material API 5L	Revision Letter	n/a	Vendor	GEN-2	Approval	Revision Letter
C2Quick.pdf	CAESAR II 2011 Quick Reference Guide	Revision Letter	n/a	Vendor	GEN-2	Approval	Revision Letter
c2UG.pdf	CAESAR II 2011 User Guide	Revision Letter	n/a	Vendor	GEN-2	Approval	Revision Letter
6007-PLN-AGE-00-03-4001	Pipe Layout Drawing Power Block Alpha Plant	Drawing	1	Vendor	GEN-2	Approval	Drawing
6007-PLN-AGE-00-03-4002	Pipe Layout Drawing Power Block. Profile General View Alpha Plant	Drawing	1	Vendor	GEN-2	Approval	Drawing
6007-PLN-AGE-00-03-4003	Pipe Layout Drawing Power Block. Section 4003 Alpha Plant	Drawing	1	Vendor	GEN-2	Approval	Drawing
6007-PLN-AGE-00-03-4004	Pipe Layout Drawing Power Block. Section 4004 Plan A Alpha Plant	Drawing	1	Vendor	GEN-2	Approval	Drawing
6007-PLN-AGE-00-03-4005	Pipe Layout Drawing Power Block. Section 4005 Plan A Alpha Plant	Drawing	1	Vendor	GEN-2	Approval	Drawing
6007-PLN-AGE-00-03-4006	Pipe Layout Drawing Power Block. Section 4006 Plan A Alpha Plant	Drawing	1	Vendor	GEN-2	Approval	Drawing
6007-PLN-AGE-00-03-4007	Pipe Layout Drawing Power Block. Section 4007 Plan A Alpha Plant	Drawing	1	Vendor	GEN-2	Approval	Drawing
6007-PLN-AGE-00-03-4008	Pipe Layout Drawing Power Block. Section 4008 Plan A Alpha Plant	Drawing	1	Vendor	GEN-2	Approval	Drawing
6007-PLN-AGE-00-03-4009	Pipe Layout Drawing Power Block Turbine - Alpha Plant	Drawing	1	Vendor	GEN-2	Approval	Drawing
6007-PLN-AGE-00-03-4010	Pipe Layout Drawing Power Block Turbine Details Alpha Plant	Drawing	1	Vendor	GEN-2	Approval	Drawing
6007-PLN-AGE-00-03-4011	Pipe Layout Drawing Power Block Polished Water Tank Alpha Plant	Drawing	1	Vendor	GEN-2	Approval	Drawing
6007-PLN-AGE-00-03-8001	Pipe Layout Drawing Power Block - Beta Plant	Drawing	1	Vendor	GEN-2	Approval	Drawing
6007-PLN-AGE-00-03-8002	Pipe Layout Drawing Power Block Profile General View -Beta Plant	Drawing	1	Vendor	GEN-2	Approval	Drawing
6007-PLN-AGE-00-03-8003	Pipe Layout Drawing Power Block Section 8003 Plan A Beta Plant	Drawing	1	Vendor	GEN-2	Approval	Drawing
6007-PLN-AGE-00-03-8004	Pipe Layout Drawing Power Block Section 8004 Plan A Beta Plant	Drawing	1	Vendor	GEN-2	Approval	Drawing
6007-PLN-AGE-00-03-8005	Pipe Layout Drawing Power Block Section 8005 Plan A Beta Plant	Drawing	1	Vendor	GEN-2	Approval	Drawing
6007-PLN-AGE-00-03-8006	Pipe Layout Drawing Power Block Section 8006 Plan A Beta Plant	Drawing	1	Vendor	GEN-2	Approval	Drawing
6007-PLN-AGE-00-03-8007	Pipe Layout Drawing Power Block Section 8007 Plan A Beta Plant	Drawing	1	Vendor	GEN-2	Approval	Drawing
6007-PLN-AGE-00-03-8008	Pipe Layout Drawing Power Block Section 8008 Plan A Beta Plant	Drawing	1	Vendor	GEN-2	Approval	Drawing
6007-PLN-AGE-00-03-8009	Pipe Layout Drawing Power Block Turbine Beta Plant	Drawing	1	Vendor	GEN-2	Approval	Drawing
6007-PLN-AGE-00-03-8010	Pipe Layout Drawing Power Block Turbine Details Beta Plant	Drawing	1	Vendor	GEN-2	Approval	Drawing
6007-PLN-AGE-00-03-8011	Pipe Layout Drawing Power Block Polished Water Tank Beta Plant	Drawing	1	Vendor	GEN-2	Approval	Drawing
6007-INF-AGE-58-61-0001	Stress Analysis Report – Overflow & Ullage – Alpha & Beta	Analysis	2	Vendor	GEN-2	Approval	Analysis
Response letter to - MECH-1-33.01	Revision Letter	Revision Letter	NA	Vendor	GEN-2	Approval	Revision Letter
6007-LIS-AGE-58-61-2220	Pipe line schedule - HTF Alpha Plant	LIst	5	Vendor	GEN-2	Approval	LIst
6007-PLN-AGE-00-02-L010	Site Plan	Drawing	11	Vendor	GEN-2	Approval	Drawing
6007-PLN-AGE-00-02-L001	Solar Field Layout for Alpha Plant	Drawing	13	Vendor	GEN-2	Approval	Drawing
6007-PLN-AGE-00-02-L003	Central Plant Layout Alpha Plant	Drawing	13	Vendor	GEN-2	Approval	Drawing
6007-INF-AGE-25-60-2R01	Stress Analysis Report - Rack 2 - Alpha Plant	Analysis	4	Vendor	GEN-2	Approval	Analysis
6007-INF-AGE-25-60-6R01	Stress Analysis Report - Rack 2 - Beta Plant	Analysis	4	Vendor	GEN-2	Approval	Analysis
Response letter to MECH-1-34.01	Revision Letter	Revision Letter	-	Vendor	GEN-2	Approval	Revision Letter
6007-LIS-AGE-58-61-2220	Pipe line schedule - HTF Alpha Plant	LIst	5	Vendor	GEN-2	Approval	LIst
6007-LIS-AGE-68-61-2320	Pipe line list - PB & Utilities	LIst	6	Vendor	GEN-2	Approval	LIst
6007-LIS-AGE-68-61-3320	Pipe line schedule- Utility AG Area Alpha Plant	LIst	0	Vendor	GEN-2	Approval	LIst
6007-LIS-FWE-21-16-0001	Pipe line list (SSGS) for 1 train or plant (Alpha/Beta)	LIst	D	Vendor	GEN-2	Approval	LIst
6007-PLN-AGE-00-02-L010	Site Plan	Drawing	11	Vendor	GEN-2	Approval	Drawing
6007-PLN-AGE-00-02-L001	Solar Field Layout for Alpha Plant	Drawing	13	Vendor	GEN-2	Approval	Drawing
6007-PLN-AGE-00-02-L003	Central Plant Layout Alpha Plant	Drawing	13	Vendor	GEN-2	Approval	Drawing
6007-LIS-AGE-58-61-6220	Pipe line schedule - HTF Beta Plant	LIst	5	Vendor	GEN-2	Approval	LIst
6007-LIS-AGE-68-61-7320	Pipe line schedule- Utility AG Area Beta Plant	LIst	0	Vendor	GEN-2	Approval	LIst
6007-PLN-AGE-00-02-L002	Solar Field Layout for Beta Plant	Drawing	13	Vendor	GEN-2	Approval	Drawing
6007-PLN-AGE-00-02-L004	Central Plant Layout Beta Plant	Drawing	13	Vendor	GEN-2	Approval	Drawing
6007-CAL-SFP-15-81-HR01	Alpha/Beta Mojave Solar - Expansion Area Pipe Hangout H1	Calculation	2	Vendor	GEN-2	Approval	Calculation
6007-PLN-SFP-15-81-H001	Alpha and Beta Site Fire Protection Hanger Details	Drawing	1	Vendor	GEN-2	Approval	Drawing
6007-PLN-SFP-15-81-F010	Alpha Site-Fire Protection Vessel Plan	Drawing	1	Vendor	GEN-2	Approval	Drawing
6007-PLN-SFP-15-81-F110	Beta Site Fire Protection Vessel Plan	Drawing	1	Vendor	GEN-2	Approval	Drawing
6007-CAL-SFP-15-81-H002	Alpha & Beta Site Fire Protection EXP Vessel Hanger Details	Calculation	3	Vendor	GEN-2	Approval	Calculation
6007-CAL-SFP-15-81-HR04	Alpha/Beta Hilti HY 150 Brace anchor Calculation	Calculation	0	Vendor	GEN-2	Approval	Calculation
6007-CAL-SFP-15-81-HR05	Alpha/Beta Expansion Vessel Areaq Hilti MI 90 stand	Calculation	0	Vendor	GEN-2	Approval	Calculation
BV Response Letter	Revision Letter	Revision Letter	NA	Vendor	GEN-2	Approval	Revision Letter
6007-CAL-SFP-15-81-H102	Calculation Summary	Calculation	0	Vendor	GEN-2	Approval	Calculation
6007-CAL-SFP-15-81-S002 (A)	Tol-Brace Seismic Calculations	Calculation	N/A	Vendor	GEN-2	Approval	Calculation
6007-CAL-SFP-15-81-S002 (B)	Tol-Brace Seismic Calculations	Calculation	N/A	Vendor	GEN-2	Approval	Calculation
6007-CAL-SFP-15-81-S002 (C)	Tol-Brace Seismic Calculations	Calculation	N/A	Vendor	GEN-2	Approval	Calculation
6007-CAL-SFP-15-81-S002 (D)	Tol-Brace Seismic Calculations	Calculation	N/A	Vendor	GEN-2	Approval	Calculation
6007-CAL-SFP-15-81-S002 (E)	Tol-Brace Seismic Calculations	Calculation	N/A	Vendor	GEN-2	Approval	Calculation
6007-CAL-SFP-15-81-S002 (F)	Tol-Brace Seismic Calculations	Calculation	N/A	Vendor	GEN-2	Approval	Calculation
6007-CAL-SFP-15-81-S002 (G)	Tol-Brace Seismic Calculations	Calculation	N/A	Vendor	GEN-2	Approval	Calculation
6007-HDD-SFP-15-81-0002	Tyco Nozzle data sheet	Revision Letter	0	Vendor	GEN-2	Approval	Revision Letter
6007-PLN-SFP-15-81-D002	Alpha & Beta Site Fire Protection Above Ground Details	Drawing	0	Vendor	GEN-2	Approval	Drawing
6007-PLN-SFP-15-81-F011	Alpha Site-Fire Protection Vessel Plan	Drawing	0	Vendor	GEN-2	Approval	Drawing
6007-PLN-SFP-15-81-F012	Alpha Site Fire Protection Vessel Isometric View	Drawing	0	Vendor	GEN-2	Approval	Drawing
6007-PLN-SFP-15-81-F111	Beta Site Fire Protection Vessel Stretch Plan	Drawing	0	Vendor	GEN-2	Approval	Drawing
6007-PLN-SFP-15-81-F112	Beta Site Fire Protection Vessel Isometric View	Drawing	0	Vendor	GEN-2	Approval	Drawing
6007-PLN-SFP-15-81-G003	Alpha Site Fire Protection Alpha Site Hydraulic Node Plan	Drawing	0	Vendor	GEN-2	Approval	Drawing
6007-PLN-SFP-15-81-G005	Beta Site Fire Protection Alpha Site Hydraulic Node Plan	Drawing	0	Vendor	GEN-2	Approval	Drawing
Agate Steel-CORP-QUALITY-MANUAL	Quality Manual	NA	NA	Vendor	GEN-2	Approval	NA
AgateFabricationStandardsManual	Fabrication Standards Manual	NA	NA	Vendor	GEN-2	Approval	NA
AgateSteelInc IIPP	Injury & Illness Prevention Program	NA	NA	Vendor	GEN-2	Approval	NA
ApplicationforApproval	Application for Approved Fabricator Status	NA	NA	Vendor	GEN-2	Approval	NA
DrugandAlcoholProcedures	Drug aand Alchohol Testing Procedures	NA	NA	Vendor	GEN-2	Approval	NA
MaterialSafetyDataSheet	Material Safety Data Bulletin	NA	NA	Vendor	GEN-2	Approval	NA
QAQC manual for Hinkley Solar (agate)	Quality Control Manual	NA	NA	Vendor	GEN-2	Approval	NA
Safety Data Sheet	Safety Data Sheet	NA	NA	Vendor	GEN-2	Approval	NA
APPLICATION	Application for Approved Fabricator Status	NA	NA	Vendor	GEN-2	Approval	NA
TWSteelWPS,WelderCertsCompanyCerts	Structural Steel Fabricator Renewal Application	NA	NA	Vendor	GEN-2	Approval	NA
6007-CAL-AGE-40-52-2000	Calculation Report for MP-457 Pump Foundation Alpha Plant	Calculation	0	Vendor	GEN-2	Approval	Calculation
6007-CAL-AGE-40-52-6000	Calculation Report for MP-457 Pump Foundation Beta Plant	Calculation	0	Vendor	GEN-2	Approval	Calculation
6007-CAL-LEF-12-54-0003	Skids Structural Calculations	Calculation	6	Vendor	GEN-2	Approval	Calculation
6007-PLN-AGE-40-52-2000	Mojave Solar Project. Field Alpha Skid 15-A WTP Foundation Cover Sheet	Drawing	0	Vendor	GEN-2	Approval	Drawing
6007-PLN-AGE-40-52-2001	Mojave Solar Project. Field Alpha Skid 15-A WTP Foundation General Notes	Drawing	0	Vendor	GEN-2	Approval	Drawing
6007-PLN-AGE-40-52-2002	Mojave Solar Project. Alpha Plant Skid 15-A WTP Foundation Details	Drawing	1	Vendor	GEN-2	Approval	Drawing
6007-PLN-AGE-40-52-6000	Mojave Solar Project. Field Beta Skid 15-A WTP Foundation Cover Sheet	Drawing	0	Vendor	GEN-2	Approval	Drawing
6007-PLN-AGE-40-52-6001	Mojave Solar Project. Field Beta Skid 15-A WTP Foundation General Notes	Drawing	0	Vendor	GEN-2	Approval	Drawing
6007-PLN-AGE-40-52-6002	Mojave Solar Project. Beta Plant Skid 15-A WTP Foundation Details	Drawing	1	Vendor	GEN-2	Approval	Drawing
Application	9.1 Application for Approved Fabricator status	NA	NA	Vendor	GEN-2	Approval	NA
Deb Robinson CWI Certs	American Welding society	NA	NA	Vendor	GEN-2	Approval	NA
FHI Plant Services_GENERAL_QualityPlan-b Mojave	Quality Assurance/Quality Control Plan	NA	NA	Vendor	GEN-2	Approval	NA
Welder Certs GT SM 1-1	Welder Performance Qualifications QW-484	NA	NA	Vendor	GEN-2	Approval	NA
Welder Certs GTAW 8-1	Welder Performance Qualifications QW-484	NA	NA	Vendor	GEN-2	Approval	NA
WPS PQR GTAW 8-1	Welding Procedure Specification	NA	NA	Vendor	GEN-2	Approval	NA
WPS PQR GTAW 8-8	Welding Procedure Specification	NA	NA	Vendor	GEN-2	Approval	NA
WPS PQR GTSM 1-1	Welding Procedure Specification	NA	NA	Vendor	GEN-2	Approval	NA
6007-PLN-SFP-15-81-G002	Alpha Site Fire Protection zone areas & design criteria	Drawing	3	Vendor	GEN-2	Approval	Drawing
6007-PLN-SFP-15-81-G003	Alpha Site Fire Protection Alpha Hydraulic Node Plan	Drawing	3	Vendor	GEN-2	Approval	Drawing
6007-PLN-SFP-15-81-G004	Beta Site Fire Protection zone areas & design criteria	Drawing	3	Vendor	GEN-2	Approval	Drawing
6007-PLN-SFP-15-81-G005	Alpha Site Fire Protection Alpha Hydraulic Node Plan	Drawing	3	Vendor	GEN-2	Approval	Drawing
6007-CAL-SFP-15-81-H008	Alpha AFFF Containment Area Hydraulic Calculation	Drawing	0	Vendor	GEN-2	Approval	Drawing
6007-CAL-SFP-15-81-H108	Beta AFFF Containment Area Hydraulic Calculation	Drawing	0	Vendor	GEN-2	Approval	Drawing
6007-CAL-SFP-15-81-S008	Alpha and Beta AFFF Containment Area Seismic calculation	Drawing	0	Vendor	GEN-2	Approval	Drawing
6007-HDD-SFP-15-81-S009	Alpha & Beta AFFF Expansion & OFT Containment System Protection	Drawing	0	Vendor	GEN-2	Approval	Drawing
6007-PLN-SFP-15-81-F039	Alpha Site Fire Protection AFFF Containment Systems	Drawing	0	Vendor	GEN-2	Approval	Drawing

6007-CAL-ABA-12-57-CALC1	Beta Site Fire Protection AFFF Containment Systems	Calculation	0	Vendor	GEN-2	Approval	Calculation
6007-INF-ATM-67-60-0001	Stress Analysis Report - Utilites - Cooling Tower Pipes - Alpha and Beta	2/4/2014	0	Vendor	GEN-2	Approval	Calculation
6007-CAL-SFP-15-81-H010	Alpha HTF pump area hydraulic calculations	Drawing	0	Vendor	GEN-2	Approval	Calculation
6007-CAL-SFP-15-81-H110	Beta HTF pump area hydraulic calculations	Drawing	0	Vendor	GEN-2	Approval	Calculation
6007CAL-SFP-15-81-S009	Alpha & Beta HTF Pump Area Seismic calculations	Drawing	0	Vendor	GEN-2	Approval	Calculation
6007-PLN-SFP-15-81-D002	Alpha & Beta Site Fire Protection Above ground details	1/21/2014	4	Vendor	GEN-2	Approval	Drawing
6007-PLN-SFP-15-81-F017	Alpha Site Fire Protection HTF pumps	2/17/2014	1	Vendor	GEN-2	Approval	Drawing
6007-PLN-SFP-15-81-F018	Alpha Site Fire Protection HTF Pumps - Pilot line detection	2/17/2014	1	Vendor	GEN-2	Approval	Drawing
6007-PLN-SFP-15-81-F117	Beta Fire Protection HTF pumps	2/17/2014	1	Vendor	GEN-2	Approval	Drawing
6007-PLN-SFP-15-81-F118	Beta Site Fire Protection HTF Pumps - Pilot line detection	2/17/2014	1	Vendor	GEN-2	Approval	Drawing
6007-PLN-SFP-15-81-G002	Alpha Site Fire Protection zones Areas & Design Criteria	2/17/2014	4	Vendor	GEN-2	Approval	Drawing
6007-PLN-SFP-15-81-G003	Alpha Site Fire Protection Alpha hydraulic Node Plan	2/17/2014	4	Vendor	GEN-2	Approval	Drawing
6007-PLN-SFP-15-81-G004	Beta Site Fire Protection zones Areas & Design Criteria	2/7/2014	5	Vendor	GEN-2	Approval	Drawing
6007-PLN-SFP-15-81-G005	Alpha Site Fire Protection Alpha hydraulic Node Plan	2/17/2014	4	Vendor	GEN-2	Approval	Drawing
6007-PLN-LEF-12-54-0021	Geometric definition of RAC plant detail drawings	1/14/2014	9	Vendor	GEN-2	Approval	Drawing
6007-PLN-LEF-12-54-0022	Geometric definition of Outdorr RAC plant detail drawings	12/13/2013	5	Vendor	GEN-2	Approval	Drawing
6007-PLN-LEF-12-54-0031	Geometric definition of RAC elevations	1/14/2014	9	Vendor	GEN-2	Approval	Drawing
6007-PLN-LEF-12-54-0032	Geometric definition of RAC elevations	1/20/2014	10	Vendor	GEN-2	Approval	Drawing
6007-PLN-LEF-12-54-0033	Geometric definition of RAC elevations	12/13/2013	7	Vendor	GEN-2	Approval	Drawing
6007-PLN-LEF-12-54-0034	Geometric definition of RAC elevations	1/14/2014	8	Vendor	GEN-2	Approval	Drawing
6007-PLN-LEF-12-54-0035	Geometric definition of RAC elevations	12/13/2013	7	Vendor	GEN-2	Approval	Drawing
6007-PLN-LEF-12-54-0036	Geometric definition of Outdoor RAC elevations	12/20/2013	6	Vendor	GEN-2	Approval	Drawing
6007-PLN-LEF-12-54-0037	Geometric definition of Outdoor RAC elevations	12/13/2013	5	Vendor	GEN-2	Approval	Drawing
6007-PLN-LEF-12-54-0038	Geometric definition of Outdoor RAC elevations	12/13/2013	5	Vendor	GEN-2	Approval	Drawing
6007-PLN-LEF-12-54-0039	Geometric definition of Outdoor RAC elevations	12/13/2013	6	Vendor	GEN-2	Approval	Drawing
6007-CAL-SFP-15-81-H008	Alpha AFFF Containment Area Hydraulic Calculation	Drawing	0	Vendor	GEN-2	Approval	Drawing
6007-CAL-SFP-15-81-H108	Beta AFFF Containment Area Hydraulic Calculation	Drawing	0	Vendor	GEN-2	Approval	Drawing
6007-CAL-SFP-15-81-S008	Alpha and Beta AFFF Containment Area Seismic calculation	Drawing	0	Vendor	GEN-2	Approval	Drawing
6007-HDD-SFP-15-81-S009	Alpha & Beta AFFF Expansion & OFT Containment System Protection	1/16/2014	0	Vendor	GEN-2	Approval	Drawing
6007-PLN-SFP-15-81-F039	Alpha Site Fire Protection AFFF Containment Systems	1/13/2014	0	Vendor	GEN-2	Approval	Drawing
6007-PLN-SFP-15-81-F139	Beta Site Fire Protection AFFF Containment Systems	1/14/2014	0	Vendor	GEN-2	Approval	Drawing
6007-PLN-SFP-15-81-M001	Abengoa Mojave Solar Project Power Plant Fire Protection Alpha and Beta Site	NA	2	Vendor	GEN-2	Approval	Drawing
6007-PLN-SFP-15-81-M002	Abengoa Mojave Solar Project Power Plant Site Plan Submittal Key Alpha and Beta	NA	2	Vendor	GEN-2	Approval	Drawing
6007-PLN-SFP-15-81-M150	Abengoa Mojave Solar Project Power Plant Fire Protection Administration Building	NA	2	Vendor	GEN-2	Approval	Drawing
6007-PLN-SFP-15-81-M160	Abengoa Mojave Solar Project Power Plant Fire Protection Calculations	NA	3	Vendor	GEN-2	Approval	Drawing
6007-PLN-SFP-15-81-M166	Abengoa Mojave Solar Project Power Plant Fire Protection Alpha and Beta Site	NA	0	Vendor	GEN-2	Approval	Drawing
6007-PLN-SFP-15-81-M170	Abengoa Mojave Solar Project Power Plant Fire Protection Alpha and Beta Site	NA	2	Vendor	GEN-2	Approval	Drawing
6007-PLN-SFP-15-81-M171	Abengoa Mojave Solar Project Power Plant Fire Protection Alpha and Beta Site	NA	2	Vendor	GEN-2	Approval	Drawing
6007-PLN-SFP-15-81-M172	Abengoa Mojave Solar Project Power Plant Fire Protection Alpha and Beta Site	NA	2	Vendor	GEN-2	Approval	Drawing
6007-PLN-SFP-15-81-M010	Abengoa Mojave Solar Project Power Plant Fire Protection Administration Building Fire Alarm System	NA	2	Vendor	GEN-2	Approval	Drawing
6007-PLN-SFP-15-81-M011	Abengoa Mojave Solar Project Power Plant Administration Building FM-200 System Pipping	NA	2	Vendor	GEN-2	Approval	Drawing
6007-CAL-LEF-12-40-0100	Electrial Calculations	Drawing	5	Vendor	GEN-2	Approval	Drawing
6007-PLN-LEF-12-03-0181	WT plant layout MCC room	3/10/2014	15	Vendor	GEN-2	Approval	Drawing
6007-MEM-LEF-12-42-0001	Technical Information MCC1 - Alpha Plant	1/22/2014	2	Vendor	GEN-2	Approval	Drawing
6007-MEM-LEF-12-42-0002	Technical Information MCC2 - Alpha Plant	1/22/2014	0	Vendor	GEN-2	Approval	Drawing
6007-MEM-LEF-12-42-0003	Technical Information MCC3 - Alpha Plant	1/22/2014	0	Vendor	GEN-2	Approval	Drawing
6007-MEM-LEF-12-42-0004	Technical Information MCC1 - Beta Plant	1/22/2014	0	Vendor	GEN-2	Approval	Drawing
6007-MEM-LEF-12-42-0005	Technical Information MCC2 - Beta Plant	1/22/2014	0	Vendor	GEN-2	Approval	Drawing
6007-MEM-LEF-12-42-0006	Technical Information MCC3 - Beta Plant	1/22/2014	0	Vendor	GEN-2	Approval	Drawing
6007-PLN-LEF-12-21-0101	Unifilar drawing MCC1	11/26/2013	7	Vendor	GEN-2	Approval	Drawing
6007-PLN-LEF-12-21-0102	Unifilar drawing MCC1	11/26/2013	7	Vendor	GEN-2	Approval	Drawing
6007-PLN-LEF-12-21-0103	Unifilar drawing MCC2	11/26/2013	7	Vendor	GEN-2	Approval	Drawing
6007-PLN-LEF-12-21-0104	Unifilar drawing MCC2	11/26/2013	7	Vendor	GEN-2	Approval	Drawing
6007-PLN-LEF-12-21-0105	Unifilar drawing MCC2	11/4/2013	6	Vendor	GEN-2	Approval	Drawing
6007-PLN-LEF-12-21-0106	Unifilar drawing MCC2	11/4/2013	6	Vendor	GEN-2	Approval	Drawing
6007-PLN-LEF-12-21-0107	Unifilar drawing MCC3	11/26/2013	7	Vendor	GEN-2	Approval	Drawing
6007-PLN-LEF-12-21-0108	Unifilar drawing MCC3	11/26/2013	7	Vendor	GEN-2	Approval	Drawing
6007-PLN-LEF-12-22-0001	Developed drawing MCC1 Front View	11/26/2013	3	Vendor	GEN-2	Approval	Drawing
6007-PLN-LEF-12-22-0002	Developed drawing MCC1 Back View	11/26/2013	3	Vendor	GEN-2	Approval	Drawing
6007-PLN-LEF-12-22-0003	Developed drawing MCC2 Front View	11/26/2013	4	Vendor	GEN-2	Approval	Drawing
6007-PLN-LEF-12-22-0004	Developed drawing MCC2 Back View	11/26/2013	2	Vendor	GEN-2	Approval	Drawing
6007-PLN-LEF-12-22-0005	Developed drawing MCC3 Front View	11/26/2013	2	Vendor	GEN-2	Approval	Drawing
6007-CAL-LEF-12-40-0100	Electrical Calculations	Drawing	5	Vendor	GEN-2	Approval	Drawing
6007-MEM-LEF-12-42-0001	Technical information MCC1 - Alpha plant	1/22/2014	2	Vendor	GEN-2	Approval	Drawing
6007-MEM-LEF-12-42-0002	Technical information MCC2 - Alpha plant	1/22/2014	0	Vendor	GEN-2	Approval	Drawing
6007-MEM-LEF-12-42-0003	Technical information MCC3 - Alpha plant	1/22/2014	0	Vendor	GEN-2	Approval	Drawing
6007-MEM-LEF-12-42-0004	Technical information MCC1 - Beta plant	1/22/2014	0	Vendor	GEN-2	Approval	Drawing
6007-MEM-LEF-12-42-0005	Technical information MCC2 - Beta plant	1/22/2014	0	Vendor	GEN-2	Approval	Drawing
6007-MEM-LEF-12-42-0006	Technical information MCC3 - Beta plant	1/22/2014	0	Vendor	GEN-2	Approval	Drawing
6007-PLN-LEF-12-21-0101	Unifilar Drawing MCC1	11/26/2013	7	Vendor	GEN-2	Approval	Drawing
6007-PLN-LEF-12-21-0102	Unifilar Drawing MCC1	11/26/2013	7	Vendor	GEN-2	Approval	Drawing
6007-PLN-LEF-12-21-0103	Unifilar Drawing MCC2	11/26/2013	7	Vendor	GEN-2	Approval	Drawing
6007-PLN-LEF-12-21-0104	Unifilar Drawing MCC2	11/26/2013	7	Vendor	GEN-2	Approval	Drawing
6007-PLN-LEF-12-21-0105	Unifilar Drawing	11/4/2013	6	Vendor	GEN-2	Approval	Drawing
6007-PLN-LEF-12-21-0106	Unifilar Drawing MCC2	11/4/2013	6	Vendor	GEN-2	Approval	Drawing
6007-PLN-LEF-12-21-0107	Unifilar Drawing MCC3	11/26/2013	7	Vendor	GEN-2	Approval	Drawing
6007-PLN-LEF-12-21-0108	Unifilar Drawing MCC3	11/26/2013	7	Vendor	GEN-2	Approval	Drawing
6007-PLN-LEF-12-22-0001	MCC1 Front View	11/26/2013	3	Vendor	GEN-2	Approval	Drawing
6007-PLN-LEF-12-22-0002	MCC1 Back View	11/26/2013	3	Vendor	GEN-2	Approval	Drawing
6007-PLN-LEF-12-22-0003	Developed Drawing MCC2 Front View	11/26/2014	4	Vendor	GEN-2	Approval	Drawing
6007-PLN-LEF-12-22-0004	MCC2 Back View	11/26/2014	2	Vendor	GEN-2	Approval	Drawing
6007-PLN-LEF-12-22-0005	MCC3 Front View	11/26/2014	2	Vendor	GEN-2	Approval	Drawing
6007-PLN-ABA-12-57-M01	Mojave Solar Project Water Treatment Building HVAC SCHEDULE AND NOTES	4/2/2014	0	Vendor	GEN-2	Approval	Drawing
6007-PLN-ABA-12-57-M02	Mojave Solar Project Water Treatment Building HVAC PLAN	4/2/2014	0	Vendor	GEN-2	Approval	Drawing
M03	Mojave Solar Project Water Treatment Building HVAC TITTLE 24 FORMS	4/2/2014	0	Vendor	GEN-2	Approval	
M04	Mojave Solar Project Water Treatment Building HVAC TITTLE 24 FORMS	4/2/2014	0	Vendor	GEN-2	Approval	
6007-CAL-AGE-40-52-3000-R00	Calculation Report for CO2 System Access Alpha Plant	Drawing	0	Vendor	GEN-2	Approval	Calculation
6007-CAL-AGE-40-52-7000-R00	Calculation Report for CO2 System Access Beta Plant	Drawing	0	Vendor	GEN-2	Approval	Calculation
6007-PLN-AGE-40-52-3000_R00	Mojave Solar Project. Alpha Field WTP area. CO2 System Access Cover Sheet	4/4/2014	0	Vendor	GEN-2	Approval	Drawing
6007-PLN-AGE-40-52-3001_R00	Mojave Solar Project. Alpha Field WTP area. CO2 System Access General Notes	4/4/2014	0	Vendor	GEN-2	Approval	Drawing
6007-PLN-AGE-40-52-3002_R00	Mojave Solar Project. Alpha Field WTP area. CO2 System Access General Notes. Steel	4/4/2014	0	Vendor	GEN-2	Approval	Drawing
6007-PLN-AGE-40-52-3003_R00	Mojave Solar Project. Alpha Field WTP area. CO2 System Access Plan and Details	4/4/2014	0	Vendor	GEN-2	Approval	Drawing
6007-PLN-AGE-40-52-7000_R00	Mojave Solar Project. Beta Field WTP area. CO2 System Access Cover Sheet	4/4/2014	0	Vendor	GEN-2	Approval	Drawing
6007-PLN-AGE-40-52-7001_R00	Mojave Solar Project. Beta Field WTP area. CO2 System Access General Notes	4/4/2014	0	Vendor	GEN-2	Approval	Drawing
6007-PLN-AGE-40-52-7002_R00	Mojave Solar Project. Beta Field WTP area. CO2 System Access General Notes. Steel	4/4/2014	0	Vendor	GEN-2	Approval	Drawing
6007-PLN-AGE-40-52-7003_R00	Mojave Solar Project. Beta Field WTP area. CO2 System Access Plan and Details	4/4/2014	0	Vendor	GEN-2	Approval	Drawing
6007-PLN-LEF-12-32-5001	Wiring trays general power. Layout	3/12/2014	3	Vendor	GEN-2	Approval	Drawing
6007-PLN-LEF-12-32-5002	6" Control Trays. General Layout	3/7/2014	0	Vendor	GEN-2	Approval	Drawing
6007-PLN-LEF-12-32-5003	6" Control Trays. General Layout	3/7/2014	0	Vendor	GEN-2	Approval	Drawing
6007-PLN-LEF-12-32-5004	6" Power Trays. General Layout	3/7/2014	0	Vendor	GEN-2	Approval	Drawing
6007-PLN-LEF-12-32-5005	6" Power Trays. General Layout	3/7/2014	0	Vendor	GEN-2	Approval	Drawing
6007-PLN-LEF-12-32-5006	General Power Wiring Trays. Tray Supports. Types and Details	3/7/2014	0	Vendor	GEN-2	Approval	Drawing
6007-PLN-LEF-12-32-5007	General Power Wiring Trays. Tray Supports. Types and Details	3/7/2014	0	Vendor	GEN-2	Approval	Drawing
6007-PLN-LEF-12-32-5008	Hilti Support Plan Layout	3/7/2014	0	Vendor	GEN-2	Approval	Drawing
6007-PLN-LEF-12-32-5011	Power Cables. General Layout	3/10/2014	0	Vendor	GEN-2	Approval	Drawing
6007-PLN-LEF-12-32-5012	Power Cables. General Layout	3/10/2014	0	Vendor	GEN-2	Approval	Drawing
6007-PLN-LEF-12-32-5013	Layout electric consumers	3/21/2014	1	Vendor	GEN-2	Approval	Drawing
6007-CAL-LEF-12-54-0003	Skids structural calculations + Guide	Drawing	6	Vendor	GEN-2	Approval	Calculation
6007-CAL-LEF-12-54-0004	Rack structural calculations	Drawing	5	Vendor	GEN-2	Approval	Calculation
6007-CAL-LEF-12-62-2005	Structural calculations according to auditor's report	Drawing	0	Vendor	GEN-2	Approval	Calculation
6007-PLN-LEF-00-50-0021	General civil and structural notes	3/6/2014	0	Vendor	GEN-2	Approval	Drawing
6007-PLN-LEF-00-50-0022	General civil and structural notes	3/28/2014	1	Vendor	GEN-2	Approval	Drawing
6007-PLN-LEF-12-61-0206	Sections of piping	6/7/2013	3	Vendor	GEN-2	Approval	Drawing
6007-PLN-LEF-12-62-0080	Permeate water tank drawings	12/13/2013	15	Vendor	GEN-2	Approval	Drawing
6007-PLN-LEF-12-62-0110	Potable water tank drawings	12/13/2013	11	Vendor	GEN-2	Approval	Drawing
6007-PLN-LEF-12-62-0250	Softening tank detail drawings	12/13/2013	13	Vendor	GEN-2	Approval	Drawing
6007-PLN-LEF-12-62-0251	Softening tank detail drawings	12/13/2013	5	Vendor	GEN-2	Approval	Drawing
6007-PLN-LEF-12-62-0260	Waste water tank skids detail drawings	12/13/2013	14	Vendor	GEN-2	Approval	Drawing
6007-PLN-LEF-12-62-0280	Ultrafiltered water tank detail drawings	12/13/2013	11	Vendor	GEN-2	Approval	Drawing
6007-PLN-LEF-12-62-0281	Ultrafiltered water tank detail drawings	12/13/2013	7	Vendor	GEN-2	Approval	Drawing

6007-PLN-LEF-12-62-0282	Ultrafiltered water tank detail drawings	12/13/2013	1	Vendor	GEN-2	Approval	Drawing
6007-PLN-LEF-12-62-0290	Waste oil storage tank detail drawings	12/13/2013	9	Vendor	GEN-2	Approval	Drawing
6007-PLN-LEF-12-62-0310	Physical-Chemical tank detail drawings	1/14/2014	1	Vendor	GEN-2	Approval	Drawing
6007-PLN-LEF-12-62-0311	Physical-Chemical tank detail drawings	1/10/2014	8	Vendor	GEN-2	Approval	Drawing
6007-PLN-LEF-12-62-0312	Physical-Chemical tank detail drawings	1/10/2014	8	Vendor	GEN-2	Approval	Drawing
6007-PLN-LEF-12-62-0313	Physical-Chemical tank detail drawings	1/10/2014	5	Vendor	GEN-2	Approval	Drawing
6007-PLN-LEF-12-62-0314	Physical-Chemical tank detail drawings	1/10/2014	11	Vendor	GEN-2	Approval	Drawing
6007-PLN-LEF-12-62-0315	Physical-Chemical tank detail drawings	1/10/2014	8	Vendor	GEN-2	Approval	Drawing
6007-PLN-LEF-12-62-0316	Physical-Chemical tank detail drawings	1/10/2014	10	Vendor	GEN-2	Approval	Drawing
6007-PLN-LEF-12-62-0317	Physical-Chemical tank detail drawings	1/10/2014	10	Vendor	GEN-2	Approval	Drawing
6007-PLN-LEF-12-62-0318	Physical-Chemical tank detail drawings	3/3/2014	11	Vendor	GEN-2	Approval	Drawing
6007-PLN-LEF-12-62-0319	Physical-Chemical tank detail drawings	12/20/2013	7	Vendor	GEN-2	Approval	Drawing
6007-PLN-LEF-12-62-0320	Physical-Chemical tank detail drawings	1/3/2014	0	Vendor	GEN-2	Approval	Drawing
6007-PLN-LEF-12-62-0342	Thickener detail drawings	3/21/2014	8	Vendor	GEN-2	Approval	Drawing
6007-PLN-LEF-12-62-0343	Thickener detail drawings	3/21/2014	0	Vendor	GEN-2	Approval	Drawing
6007-PLN-LEF-12-62-0344	Thickener detail drawings	3/21/2014	0	Vendor	GEN-2	Approval	Drawing
6007-PLN-LEF-12-62-0350	Clarified water tank detail drawings	12/13/2013	13	Vendor	GEN-2	Approval	Drawing
6007-PLN-LEF-12-62-0360	Drained water tank detail drawings	12/13/2013	12	Vendor	GEN-2	Approval	Drawing
6007-PLN-LEF-12-62-0386	Filter press skids detail drawings	3/7/2014	14	Vendor	GEN-2	Approval	Drawing
6007-PLN-LEF-12-62-0387	Filter press skids detail drawings	12/13/2013	3	Vendor	GEN-2	Approval	Drawing
6007-PLN-LEF-12-62-0388	Filter press skids detail drawings	3/7/2014	3	Vendor	GEN-2	Approval	Drawing
6007-PLN-LEF-12-62-0389	Filter press skids detail drawings	12/13/2013	2	Vendor	GEN-2	Approval	Drawing
6007-PLN-LEF-12-62-0392	Sodium carbonate storage skid detail drawings	3/19/2014	5	Vendor	GEN-2	Approval	Drawing
6007-PLN-LEF-12-62-0412	Magnesium sulphate storage mix and delivery system skid detail drawing	3/19/2014	5	Vendor	GEN-2	Approval	Drawing
6007-PLN-LEF-12-62-0432	Lime storage detail drawings	3/19/2014	5	Vendor	GEN-2	Approval	Drawing
6007-PLN-LEF-12-62-0452	Carbon Dioxide storage tank and dosing details drawings	03/15/03	3	Vendor	GEN-2	Approval	Drawing
6007-PLN-LEF-12-62-0460	Hypochlorite Storage tank chemical detail drawings	12/13/2013	16	Vendor	GEN-2	Approval	Drawing
6007-PLN-LEF-12-62-0480	Soda Storage tank chemical detail drawings	8/23/2013	7	Vendor	GEN-2	Approval	Drawing
6007-PLN-LEF-12-62-0500	Antifouling Storage tank chemical detail drawings	8/30/2013	11	Vendor	GEN-2	Approval	Drawing
6007-PLN-LEF-12-62-0520	Sulfuric Acid Storage tank chemical detail drawings	8/30/2013	12	Vendor	GEN-2	Approval	Drawing
6007-PLN-LEF-12-62-0540	Ferric Chloride storage tank	12/18/2013	7	Vendor	GEN-2	Approval	Drawing
6007-PLN-LEF-12-62-0560	Bisulfite storage tank detail drawings	8/30/2013	10	Vendor	GEN-2	Approval	Drawing
6007-PLN-LEF-12-62-0580	Polyelectrolyte storage tank detail drawings	9/6/2013	8	Vendor	GEN-2	Approval	Drawing
6007-PLN-LEF-12-62-0670	1st Clarified water tank detail drawings	12/13/2013	11	Vendor	GEN-2	Approval	Drawing
6007-PLN-LEF-12-62-3020	Physical-Chemical tank detail drawings	12/13/2013	4	Vendor	GEN-2	Approval	Drawing
6007-PLN-LEF-12-62-3021	Physical-Chemical tank detail drawings	1/3/2014	3	Vendor	GEN-2	Approval	Drawing
6007-PLN-LEF-12-62-3022	Physical-Chemical tank detail drawings	5/8/2013	2	Vendor	GEN-2	Approval	Drawing
6007-PLN-LEF-12-62-3023	Physical-Chemical tank detail drawings	5/8/2013	2	Vendor	GEN-2	Approval	Drawing
6007-PLN-LEF-12-62-3024	Physical-Chemical tank detail drawings	3/21/2014	3	Vendor	GEN-2	Approval	Drawing
6007-PLN-LEF-12-62-3025	Physical-Chemical tank detail drawings	3/21/2014	4	Vendor	GEN-2	Approval	Drawing
6007-PLN-LEF-12-62-3026	Physical-Chemical tank detail drawings	12/13/2013	1	Vendor	GEN-2	Approval	Drawing
6007-PLN-LEF-12-62-3027	Physical-Chemical tank detail drawings	1/10/2014	2	Vendor	GEN-2	Approval	Drawing
6007-PLN-LEF-12-62-3028	Physical-Chemical tank detail drawings	1/10/2014	2	Vendor	GEN-2	Approval	Drawing
6007-PLN-LEF-12-62-3029	Physical-Chemical tank detail drawings	1/10/2014	2	Vendor	GEN-2	Approval	Drawing
6007-PLN-LEF-12-62-3030	Physical-Chemical tank detail drawings	1/10/2014	2	Vendor	GEN-2	Approval	Drawing
6007-PLN-LEF-12-62-3031	Physical-Chemical tank detail drawings	1/10/2014	0	Vendor	GEN-2	Approval	Drawing
6007-PLN-LEF-12-62-3092	Filter press skids detail drawings	1/10/2014	2	Vendor	GEN-2	Approval	Drawing
6007-PLN-LEF-12-67-0011	Pipe supports detail drawings (SK001)	12/13/2013	4	Vendor	GEN-2	Approval	Drawing
6007-PLN-LEF-12-67-0012	Pipe supports detail drawings (SK002A)	12/12/2013	5	Vendor	GEN-2	Approval	Drawing
6007-PLN-LEF-12-67-0013	Pipe supports detail drawings (SK003)	12/10/2013	6	Vendor	GEN-2	Approval	Drawing
6007-PLN-LEF-12-67-0014	Pipe supports detail drawings (SK004)	12/12/2013	6	Vendor	GEN-2	Approval	Drawing
6007-PLN-LEF-12-67-0015	Pipe supports detail drawings (SK012)	12/10/2013	4	Vendor	GEN-2	Approval	Drawing
6007-PLN-LEF-12-67-0016	Pipe supports detail drawings (SK009)	12/12/2013	4	Vendor	GEN-2	Approval	Drawing
6007-PLN-LEF-12-67-0017	Pipe supports detail drawings (SK009A)	12/12/2013	5	Vendor	GEN-2	Approval	Drawing
6007-PLN-LEF-12-67-0018	Pipe supports detail drawings (SK025A)	12/12/2013	4	Vendor	GEN-2	Approval	Drawing
6007-PLN-LEF-12-67-0019	Pipe supports detail drawings	10/18/2013	4	Vendor	GEN-2	Approval	Drawing
6007-PLN-LEF-12-67-0021	Pipe supports detail drawings	12/12/2013	5	Vendor	GEN-2	Approval	Drawing
6007-PLN-LEF-12-67-0022	Pipe supports detail drawings	10/1/2014	6	Vendor	GEN-2	Approval	Drawing
6007-PLN-LEF-12-67-0023	Situation plant of supports in rack structure	11/18/2013	1	Vendor	GEN-2	Approval	Drawing
6007-PLN-LEF-12-67-0024	Pipe supports SKID 43 detail drawings	12/12/2013	3	Vendor	GEN-2	Approval	Drawing
6007-PLN-LEF-12-67-0025	Situation plant of supports in rack structure	11/18/2013	1	Vendor	GEN-2	Approval	Drawing
6007-PLN-LEF-12-67-0026	Pipe supports support S41-1 detail drawings	1/16/2014	0	Vendor	GEN-2	Approval	Drawing
6007-PLN-LEF-12-67-0027	Pipe supports support S41-2 detail drawings	1/16/2014	0	Vendor	GEN-2	Approval	Drawing
6007-PLN-LEF-12-67-0028	Façade pipe supports. Group 1	2/7/2014	1	Vendor	GEN-2	Approval	Drawing
6007-PLN-LEF-12-67-0029	Façade pipe supports. Group 1	2/7/2014	1	Vendor	GEN-2	Approval	Drawing
6007-PLN-LEF-12-67-0030	Façade pipe supports. Group 2 (Chemicals)	2/7/2014	1	Vendor	GEN-2	Approval	Drawing
6007-PLN-LEF-12-67-0031	Façade pipe supports. Group 2 (Chemicals)	2/7/2014	1	Vendor	GEN-2	Approval	Drawing
6007-PLN-LEF-12-67-0032	Pipe supports detail drawings (SK003)	2/3/2014	0	Vendor	GEN-2	Approval	Drawing
6007-PLN-LEF-12-67-0033	Pipe supports detail drawings (SK003)	2/3/2014	0	Vendor	GEN-2	Approval	Drawing
6007-PLN-LEF-12-67-0034	Pipe supports detail drawings (SK003)	2/3/2014	0	Vendor	GEN-2	Approval	Drawing
6007-PLN-LEF-12-67-0035	Pipe supports detail drawings (SK003)	2/3/2014	0	Vendor	GEN-2	Approval	Drawing
6007-PLN-LEF-12-67-0036	Façade pipe supports. Group 3 (Showers)	2/17/2014	1	Vendor	GEN-2	Approval	Drawing
6007-PLN-LEF-12-67-0037	Façade pipe supports. Group 3 (Showers)	2/24/2014	2	Vendor	GEN-2	Approval	Drawing
6007-LIS-LEF-12-54-5002	Metallic structures list and accessories MMF	1/16/2014	2	Vendor	GEN-2	Approval	
6007-PLN-LEF-12-54-5031	Geometric definition of rack intermediate level top view	10/18/2013	1	Vendor	GEN-2	Approval	Drawing
6007-PLN-LEF-12-54-5032	Geometric definition of rack elevation	10/18/2013	1	Vendor	GEN-2	Approval	Drawing
6007-PLN-LEF-12-54-5033	Geometric definition of rack sections	8/2/2013	0	Vendor	GEN-2	Approval	Drawing
6007-PLN-LEF-12-54-5034	Geometric definition of rack details of construction	10/28/2013	2	Vendor	GEN-2	Approval	Drawing
6007-PLN-LEF-12-54-5035	Geometric definition of rack details of construction	10/18/2013	0	Vendor	GEN-2	Approval	Drawing
6007-PLN-LEF-12-62-8011	Analyzers SK5001 detail drawing	10/25/2013	3	Vendor	GEN-2	Approval	Drawing
6007-PLN-LEF-12-62-8012	Analyzers SK5001 detail drawing	10/25/2013	4	Vendor	GEN-2	Approval	Drawing
6007-PLN-LEF-12-62-8021	Multimedia filters SK5002A detail drawing	9/13/2013	2	Vendor	GEN-2	Approval	Drawing
6007-PLN-LEF-12-62-8022	Multimedia filters SK5002B/C/D/E/F detail drawing	9/13/2013	2	Vendor	GEN-2	Approval	Drawing
6007-PLN-LEF-12-62-8031	MMF control valves SK5013A detail drawing	10/25/2013	3	Vendor	GEN-2	Approval	Drawing
6007-PLN-LEF-12-62-8032	MMF control valves SK5013A detail drawing	10/25/2013	3	Vendor	GEN-2	Approval	Drawing
6007-PLN-LEF-12-62-8033	MMF control valves SK5013A detail drawing	10/25/2013	2	Vendor	GEN-2	Approval	Drawing
6007-PLN-LEF-12-62-8034	MMF control valves SK5013A detail drawing	10/25/2013	2	Vendor	GEN-2	Approval	Drawing
6007-PLN-LEF-12-62-8035	MMF control valves SK5013B detail drawing	10/25/2013	2	Vendor	GEN-2	Approval	Drawing
6007-PLN-LEF-12-62-8036	MMF control valves SK5013B detail drawing	10/25/2013	2	Vendor	GEN-2	Approval	Drawing
6007-PLN-LEF-12-62-8037	MMF control valves SK5013B detail drawing	10/25/2013	2	Vendor	GEN-2	Approval	Drawing
6007-PLN-LEF-12-62-8038	MMF control valves SK5013B detail drawing	10/25/2013	2	Vendor	GEN-2	Approval	Drawing
6007-PLN-LEF-12-62-8051	Filter Waste water tank SK5003 detail drawing	11/12/2013	3	Vendor	GEN-2	Approval	Drawing
6007-PLN-LEF-12-62-8052	Filter Waste water tank SK5003 detail drawing	10/28/2013	3	Vendor	GEN-2	Approval	Drawing
6007-PLN-LEF-12-62-8061	Cleaning water pumps SK5004 detail drawing	7/19/2014	2	Vendor	GEN-2	Approval	Drawing
6007-PLN-LEF-12-62-8062	1st Clarified Water Pumps Skid Detial Drawings	7/19/2013	2	Vendor	GEN-2	Approval	Drawing
6007-PLN-LEF-12-62-8071	settling Lamellar SK5005 detail drawing	7/19/2013	1	Vendor	GEN-2	Approval	Drawing
6007-PLN-LEF-12-62-8072	settling Lamellar SK5005 detail drawing	7/19/2013	2	Vendor	GEN-2	Approval	Drawing
6007-PLN-LEF-12-62-8073	Lamellar settling and physical chemical tank SK5005 detail drawing	10/28/2013	4	Vendor	GEN-2	Approval	Drawing
6007-PLN-LEF-12-62-8074	Lamellar settling and physical chemical tank SK5005 detail drawing	10/28/2013	3	Vendor	GEN-2	Approval	Drawing
6007-PLN-LEF-12-62-8081	Clarifier water pumps SK5006 detail drawing	5/17/2014	1	Vendor	GEN-2	Approval	Drawing
6007-PLN-LEF-12-62-8082	Clarifier water pumps SK5006 detail drawing	5/17/2014	1	Vendor	GEN-2	Approval	Drawing
6007-PLN-LEF-12-62-8091	Clarifier sludge extraction pumps SK5007 detail drawing	5/17/2014	1	Vendor	GEN-2	Approval	Drawing
6007-PLN-LEF-12-62-8092	Clarifier sludge extraction pumps SK5007 detail drawing	5/17/2014	1	Vendor	GEN-2	Approval	Drawing
6007-PLN-LEF-12-62-8101	Floculant concentrate's charge & dosing chemical pumps SK5008 detail drawing	9/27/2013	3	Vendor	GEN-2	Approval	Drawing
6007-PLN-LEF-12-62-8102	Floculant concentrate's charge & dosing chemical pumps SK5008 detail drawing	9/27/2013	3	Vendor	GEN-2	Approval	Drawing
6007-PLN-LEF-12-62-8110	Floculant storage tank SK5009 detail drawing	5/17/2013	1	Vendor	GEN-2	Approval	Drawing
6007-PLN-LEF-12-62-8121	Floculant mixing tank & chemical pumps SK5010 detail drawing	9/27/2013	3	Vendor	GEN-2	Approval	Drawing
6007-PLN-LEF-12-62-8122	Floculant mixing tank & chemical pumps SK5010 detail drawing	9/27/2013	3	Vendor	GEN-2	Approval	Drawing
6007-PLN-LEF-12-62-8123	Floculant mixing tank & dosing chemical pumps SK5010 detail drawing	9/27/2013	5	Vendor	GEN-2	Approval	Drawing
6007-PLN-LEF-12-62-8124	Floculant mixing tank & dosing chemical pumps SK5010 detail drawing	9/27/2013	2	Vendor	GEN-2	Approval	Drawing
6007-PLN-LEF-12-62-8130	Ferric chloride dosing pumps SK5011 detail drawing	9/27/2013	3	Vendor	GEN-2	Approval	Drawing
6007-PLN-LEF-12-62-8140	Hypoclorite dosing pumps SK5012 detail drawing	9/27/2013	2	Vendor	GEN-2	Approval	Drawing
6007-PLN-LEF-12-62-8151	MMF SDI Drainage SK5014 Detail Drawing	11/8/2013	2	Vendor	GEN-2	Approval	Drawing
6007-PLN-LEF-12-62-8152	MMF SDI Drainage SK5014 Detail Drawing	11/8/2013	2	Vendor	GEN-2	Approval	Drawing
6007-CAL-LEF-12-54-5001	Skid Structural Calculation	Drawing	0	Vendor	GEN-2	Approval	Calculation
6007-CAL-LEF-12-54-5002	Skid Structural Calculation	Drawing	1	Vendor	GEN-2	Approval	Calculation
6007-CAL-LEF-12-54-5003	Skid Structural Calculation	Drawing	1	Vendor	GEN-2	Approval	Calculation
6007-CAL-LEF-12-54-5004	Skid Structural Calculation	Drawing	0	Vendor	GEN-2	Approval	Calculation

6007-CAL-LEF-12-54-5005	Skid Structural Calculation	Drawing	0	Vendor	GEN-2	Approval	Calculation
6007-CAL-LEF-12-54-5006	Skid Structural Calculation	Drawing	0	Vendor	GEN-2	Approval	Calculation
6007-CAL-LEF-12-54-5007	Skid Structural Calculation	Drawing	0	Vendor	GEN-2	Approval	Calculation
6007-CAL-LEF-12-54-5008	Skid Structural Calculation	Drawing	1	Vendor	GEN-2	Approval	Calculation
6007-CAL-LEF-12-54-5009	Skid Structural Calculation	Drawing	0	Vendor	GEN-2	Approval	Calculation
6007-CAL-LEF-12-54-5010	Skid Structural Calculation	Drawing	1	Vendor	GEN-2	Approval	Calculation
6007-CAL-LEF-12-54-5012	Skid Structural Calculation	Drawing	1	Vendor	GEN-2	Approval	Calculation
6007-CAL-LEF-12-54-5013	Skid Structural Calculation	Drawing	1	Vendor	GEN-2	Approval	Calculation
6007-CAL-LEF-12-54-5014	Skid Structural Calculation	Drawing	1	Vendor	GEN-2	Approval	Calculation
6007-CAL-LEF-12-54-5020	Skid Structural Calculation	Drawing	1	Vendor	GEN-2	Approval	Calculation
6007-CAL-LEF-12-54-5030	Pipe Supports Structural Calculations	Drawing	0	Vendor	GEN-2	Approval	Calculation
6007-CAL-LEF-12-54-5031	Pipe Supports Structural Calculations	Drawing	0	Vendor	GEN-2	Approval	Calculation
6007-PLN-LEF-12-67-5011	Pipe supports detail drawings	1/16/2014	2	Vendor	GEN-2	Approval	Drawing
6007-PLN-LEF-12-67-5012	Pipe supports detail drawings	1/16/2014	2	Vendor	GEN-2	Approval	Drawing
6007-PLN-LEF-12-67-5013	Pipe supports detail drawings	1/10/2014	1	Vendor	GEN-2	Approval	Drawing
6007-PLN-LEF-12-67-5014	Pipe supports detail drawings	1/10/2014	1	Vendor	GEN-2	Approval	Drawing
6007-PLN-LEF-12-67-5015	Pipe supports detail drawings	10/25/2013	0	Vendor	GEN-2	Approval	Drawing
6007-PLN-LEF-12-67-5016	Pipe supports detail drawings	1/10/2014	1	Vendor	GEN-2	Approval	Drawing
6007-PLN-LEF-12-67-5017	Pipe supports detail drawings	3/6/2014	2	Vendor	GEN-2	Approval	Drawing
6007-PLN-LEF-12-67-5018	Pipe supports detail drawings	1/10/2014	1	Vendor	GEN-2	Approval	Drawing
6007-PLN-LEF-12-67-5019	Pipe supports detail drawings	3/6/2014	0	Vendor	GEN-2	Approval	Drawing
6007-PLN-LEF-12-67-5020	Pipe supports detail drawings	3/6/2014	0	Vendor	GEN-2	Approval	Drawing
6007-PLN-LEF-12-67-5021	Pipe supports detail drawings	3/6/2014	0	Vendor	GEN-2	Approval	Drawing
6007-PLN-LEF-12-67-5022	Pipe supports detail drawings	3/6/2014	0	Vendor	GEN-2	Approval	Drawing
6007-PLN-LEF-12-67-5023	Pipe supports detail drawings Rack 3	3/6/2014	0	Vendor	GEN-2	Approval	Drawing
6007-PLN-LEF-12-67-5024	Pipe supports detail drawings	3/21/2014	1	Vendor	GEN-2	Approval	Drawing
6007-PLN-LEF-12-54-0022	Geometric definition of RAC plant detail drawings	12/13/2013	5	Vendor	GEN-2	Approval	Drawing
6007-PLN-LEF-12-54-0031	Geometric definition of RAC elevations	1/14/2014	9	Vendor	GEN-2	Approval	Drawing
6007-PLN-LEF-12-54-0032	Geometric definition of RAC elevations	1/20/2014	10	Vendor	GEN-2	Approval	Drawing
6007-PLN-LEF-12-54-0033	Geometric definition of RAC elevations	12/13/2013	7	Vendor	GEN-2	Approval	Drawing
6007-PLN-LEF-12-54-0034	Geometric definition of RAC elevations	1/14/2014	8	Vendor	GEN-2	Approval	Drawing
6007-PLN-LEF-12-54-0035	Geometric definition of RAC elevations	12/13/2013	7	Vendor	GEN-2	Approval	Drawing
6007-PLN-LEF-12-54-0036	Geometric definition of RAC elevations	4/2/2014	7	Vendor	GEN-2	Approval	Drawing
6007-PLN-LEF-12-54-0037	Geometric definition of RAC elevations	12/13/2013	5	Vendor	GEN-2	Approval	Drawing
6007-PLN-LEF-12-54-0038	Geometric definition of RAC elevations	12/13/2013	5	Vendor	GEN-2	Approval	Drawing
6007-PLN-LEF-12-54-0039	Geometric definition of RAC elevations	12/13/2013	6	Vendor	GEN-2	Approval	Drawing
6007-PLN-LEF-12-54-0041	Geometric definition of RAC sections	4/26/2014	6	Vendor	GEN-2	Approval	Drawing
6007-PLN-LEF-12-54-0042	Geometric definition of RAC sections	4/26/2013	6	Vendor	GEN-2	Approval	Drawing
6007-PLN-LEF-12-54-0043	Geometric definition of Outdoor RAC sections	4/26/2013	4	Vendor	GEN-2	Approval	Drawing
6007-PLN-LEF-12-54-0051	Geometric definition of RAC details of construction	5/22/2013	5	Vendor	GEN-2	Approval	Drawing
6007-PLN-LEF-12-54-0052	Geometric definition of RAC details of construction	5/22/2013	4	Vendor	GEN-2	Approval	Drawing
6007-PLN-LEF-12-54-0053	Geometric definition of RAC details of construction	5/22/2013	2	Vendor	GEN-2	Approval	Drawing
6007-CAL-LEF-12-62-2014	Frame line collector design analysis	Drawing	0	Vendor	GEN-2	Approval	Calculation
6007-CAL-LEF-12-62-2005	Structural calculations according to auditor's report	Drawing	0	Vendor	GEN-2	Approval	Calculation
6007-INF-LEF-12-62-2000	European and American steel correlation	4/3/2014	0	Vendor	GEN-2	Approval	
6007-PLN-LEF-00-50-0021	General Civil and Sturctural Notes	3/6/2014	0	Vendor	GEN-2	Approval	Drawing
6007-PLN-LEF-00-50-0022	General Civil and Sturctural Notes	NA	1	Vendor	GEN-2	Approval	Drawing
6007-CAL-LEF-12-62-2012	SKIDS 27, 30, 31. Calculation	Drawing	0	Vendor	GEN-2	Approval	Calculation
6007-CAL-LEF-12-54-0003	Skids estructural calculations	Drawing	6	Vendor	GEN-2	Approval	Calculation
6007-CAL-LEF-12-54-0004	Rack structural calculations	Drawing	5	Vendor	GEN-2	Approval	Calculation
6007-PLN-LEF-12-67-0011	Pipe supports detail drawings (SK001)	12/13/2013	4	Vendor	GEN-2	Approval	Drawing
6007-PLN-LEF-12-67-0012	Pipe supports detail drawings (SK002A)	12/13/2013	5	Vendor	GEN-2	Approval	Drawing
6007-PLN-LEF-12-67-0013	Pipe supports detail drawings (SK003)	12/10/2013	6	Vendor	GEN-2	Approval	Drawing
6007-PLN-LEF-12-67-0014	Pipe supports detail drawings (SK004)	12/12/2013	6	Vendor	GEN-2	Approval	Drawing
6007-PLN-LEF-12-67-0015	Pipe supports detail drawings (SK012)	12/10/2013	4	Vendor	GEN-2	Approval	Drawing
6007-PLN-LEF-12-67-0016	Pipe supports detail drawings (SK009)	12/12/2013	4	Vendor	GEN-2	Approval	Drawing
6007-PLN-LEF-12-67-0017	Pipe supports detail drawings (SK009A)	12/12/2013	5	Vendor	GEN-2	Approval	Drawing
6007-PLN-LEF-12-67-0018	Pipe supports detail drawings (SK025A)	12/12/2013	4	Vendor	GEN-2	Approval	Drawing
6007-PLN-LEF-12-67-0019	Pipe supports detail drawings	10/18/2013	4	Vendor	GEN-2	Approval	Drawing
6007-PLN-LEF-12-67-0021	Pipe supports detail drawings	12/12/2013	5	Vendor	GEN-2	Approval	Drawing
6007-PLN-LEF-12-67-0022	Pipe supports detail drawings	1/10/2014	6	Vendor	GEN-2	Approval	Drawing
6007-PLN-LEF-12-67-0023	Situation plant of supports in rack structure	11/18/2013	1	Vendor	GEN-2	Approval	Drawing
6007-PLN-LEF-12-67-0024	Pipe supports SKID 43 detail drawings	12/12/2013	3	Vendor	GEN-2	Approval	Drawing
6007-PLN-LEF-12-67-0025	Situation plant of supports in rack structure	11/18/2013	1	Vendor	GEN-2	Approval	Drawing
6007-PLN-LEF-12-67-0026	Pipe supports support S41-1 detail drawings	1/16/2014	0	Vendor	GEN-2	Approval	Drawing
6007-PLN-LEF-12-67-0027	Pipe supports support S41-2 detail drawings	1/16/2014	0	Vendor	GEN-2	Approval	Drawing
6007-PLN-LEF-12-67-0028	Façade pipe supports. Group 1 Plan and Sections	2/7/2014	1	Vendor	GEN-2	Approval	Drawing
6007-PLN-LEF-12-67-0029	Façade pipe supports. Group 1 details	2/7/2014	1	Vendor	GEN-2	Approval	Drawing
6007-PLN-LEF-12-67-0030	Façade pipe supports. Group 2 (Chemicals) Plan and Sections	2/7/2014	1	Vendor	GEN-2	Approval	Drawing
6007-PLN-LEF-12-67-0031	Façade pipe supports. Group 2 (Chemicals) Details	2/7/2014	1	Vendor	GEN-2	Approval	Drawing
6007-PLN-LEF-12-67-0032	Pipe supports detail drawings (SK003)	2/3/2014	0	Vendor	GEN-2	Approval	Drawing
6007-PLN-LEF-12-67-0033	Pipe supports detail drawings (SK003)	2/3/2014	0	Vendor	GEN-2	Approval	Drawing
6007-PLN-LEF-12-67-0034	Pipe supports detail drawings (SK003)	2/3/2014	0	Vendor	GEN-2	Approval	Drawing
6007-PLN-LEF-12-67-0035	Pipe supports detail drawings (SK003)	2/3/2014	0	Vendor	GEN-2	Approval	Drawing
6007-PLN-LEF-12-67-0036	Façade pipe supports. Group 3 (Showers) Plan and Sections	2/17/2014	1	Vendor	GEN-2	Approval	Drawing
6007-PLN-LEF-12-67-0037	Façade pipe supports. Group 3 (Showers) Details	2/24/2014	2	Vendor	GEN-2	Approval	Drawing
6007-PLN-LEF-12-62-0080	Permeate water tank drawings	12/13/2013	15	Vendor	GEN-2	Approval	Drawing
6007-PLN-LEF-12-62-0250	Softening tank detail drawings	12/13/2013	13	Vendor	GEN-2	Approval	Drawing
6007-PLN-LEF-12-62-0280	Ultrafiltered water tank detail drawings	12/13/2013	11	Vendor	GEN-2	Approval	Drawing
6007-PLN-LEF-12-62-0318	Physical-Chemical tank detail drawings	3/3/2014	11	Vendor	GEN-2	Approval	Drawing
6007-PLN-LEF-12-62-0319	Physical-Chemical tank detail drawings	12/20/2013	7	Vendor	GEN-2	Approval	Drawing
6007-PLN-LEF-12-62-0322	Lamellar settiling detail drawings	8/23/2013	4	Vendor	GEN-2	Approval	Drawing
6007-PLN-LEF-12-62-0323	Lamellar settiling detail drawings	11/6/2013	5	Vendor	GEN-2	Approval	Drawing
6007-PLN-LEF-12-62-0342	Thickener detail drawings	3/21/2014	8	Vendor	GEN-2	Approval	Drawing
6007-PLN-LEF-12-62-0350	Clarified water tank detail drawings	12/13/2013	13	Vendor	GEN-2	Approval	Drawing
6007-PLN-LEF-12-62-0386	Filter press skids detail drawings	3/7/2014	14	Vendor	GEN-2	Approval	Drawing
6007-PLN-LEF-12-62-0392	Sodium carbonate storage skid detail drawings	3/19/2014	5	Vendor	GEN-2	Approval	Drawing
6007-PLN-LEF-12-62-0412	Magnesium sulphate storage mix and delivery system skid detail drawing	3/19/2014	5	Vendor	GEN-2	Approval	Drawing
6007-PLN-LEF-12-62-0413	Lime storage detail drawings	3/19/2014	5	Vendor	GEN-2	Approval	Drawing
6007-PLN-LEF-12-21-0101	Unifilar Drawing MCC1	4/23/2014	8	Vendor	GEN-2	Approval	Drawing
6007-PLN-LEF-12-21-0102	Unifilar Drawing MCC1	4/23/2014	8	Vendor	GEN-2	Approval	Drawing
6007-PLN-LEF-12-21-0103	Unifilar Drawing MCC2	4/23/2014	8	Vendor	GEN-2	Approval	Drawing
6007-PLN-LEF-12-21-0104	Unifilar Drawing MCC2	4/23/2014	8	Vendor	GEN-2	Approval	Drawing
6007-PLN-LEF-12-21-0105	Unifilar Drawing	4/23/2014	7	Vendor	GEN-2	Approval	Drawing
6007-PLN-LEF-12-21-0106	Unifilar Drawing MCC2	4/23/2014	7	Vendor	GEN-2	Approval	Drawing
6007-PLN-LEF-12-21-0107	Unifilar Drawing MCC3	4/23/2014	8	Vendor	GEN-2	Approval	Drawing
6007-PLN-LEF-12-21-0108	Unifilar Drawing MCC3	4/23/2014	8	Vendor	GEN-2	Approval	Drawing
6007-PLN-AGE-67-71-P410C	Raw/Fire water storage Tank P&ID	4/7/2014	13	Vendor	GEN-2	Approval	Drawing
6007-PLN-AGE-15-84-G05A	Fire water distribution-Alpha	10/24/2012	0	Vendor	GEN-2	Approval	Drawing
6007-PLN-AGE-15-84-G06B	Fire water distribution-Beta	2/3/2012	0	Vendor	GEN-2	Approval	Drawing
6007-PLN-SFP-15-81-F002	Alpha & Beta Site Fire Production Fire Pump Layout	1/10/2013	0	Vendor	GEN-2	Approval	Drawing
BV Response Letter	MECH-1-25.04-P&ID Fire Protection (Summit)	5/1/2014	NA	Vendor	GEN-2	Approval	
6007-PLN-AGE-67-71-P410C	Raw/fire water storage tank P&ID	4/7/2013	13	Vendor	GEN-2	Approval	Drawing
6007-PLN-AGE-67-71-P401C	Cooling tower P&ID	8/26/2013	10	Vendor	GEN-2	Approval	Drawing
6007-PLN-AGE-67-71-P405C	Auxiliary cooling water systme P&ID	8/26/2013	11	Vendor	GEN-2	Approval	Drawing
6007-PLN-AGE-67-71-P424C	Cooling tower blowdown tank P&ID	8/26/2013	9	Vendor	GEN-2	Approval	Drawing
6007-PLN-AGE-67-71-P444C	Process Makeup water tank-II P&ID	8/26/2013	9	Vendor	GEN-2	Approval	Drawing
6007-PLN-AGE-67-71-P451C	RO water storage tank P&ID	8/26/2013	8	Vendor	GEN-2	Approval	Drawing
6007-PLN-AGE-67-71-P453C	Polished water storage tank P&ID	8/26/2013	7	Vendor	GEN-2	Approval	Drawing
6007-PLN-AGE-67-71-P456A	Waste water tank Alpha P&ID	8/26/2013	6	Vendor	GEN-2	Approval	Drawing
6007-PLN-AGE-67-71-P456B	Waste water tank Alpha P&ID	8/26/2013	6	Vendor	GEN-2	Approval	Drawing
6007-PLN-AGE-67-71-P457C	Sample Panels P&ID	8/26/2013	3	Vendor	GEN-2	Approval	Drawing
6007-PLN-AGE-67-71-P480C	Compressed air P&ID	8/26/2013	6	Vendor	GEN-2	Approval	Drawing
6007-PLN-AGE-67-71-P481C Sht 1	Instrument air Distribution P&ID	8/26/2013	7	Vendor	GEN-2	Approval	Drawing
6007-PLN-AGE-67-71-P481C Sht 2	Instrument air Distribution P&ID	8/26/2013	1	Vendor	GEN-2	Approval	Drawing
6007-PLN-AGE-67-71-P484C	Safety Showers P&ID	8/26/2013	5	Vendor	GEN-2	Approval	Drawing
6007-PLN-AGE-67-71-P485C	Instrument Air distribution P&ID	8/26/2013	2	Vendor	GEN-2	Approval	Drawing
6007-PLN-AGE-67-71-P490C	Plant drain system P&ID	8/26/2013	11	Vendor	GEN-2	Approval	Drawing

6007-PLN-AGE-67-71-P491C	Tempered water system P&ID	8/26/2013	3	Vendor	GEN-2	Approval	Drawing
6007-PLN-AGE-67-71-P492C	Service and Potable water distribution P&ID	8/26/2013	4	Vendor	GEN-2	Approval	Drawing
6007-PLN-SFP-15-81-F002	Alpha & Beta Site Fire Protection Fire pump P&ID	1/10/2013	0	Vendor	GEN-2	Approval	Drawing
BV Response Letter	MECH-1-25.04-P&ID Fire Protection (Summit)	5/1/2014	NA	Vendor	GEN-2	Approval	
6007-PLN-AGE-67-71-P410C	Raw/Fire water storage Tank P&ID	Drawing	13	Vendor	GEN-2	Approval	Drawing
6007-PLN-AGE-15-84-G05A	Fire water distribution-Alpha	Drawing	0	Vendor	GEN-2	Approval	Drawing
6007-PLN-AGE-15-84-G06B	Fire water distribution-Beta	Drawing	0	Vendor	GEN-2	Approval	Drawing
6007-PLN-SFP-15-81-F002	Alpha & Beta Site Fire Production Fire Pump Layout	Drawing	0	Vendor	GEN-2	Approval	Drawing
BV Response Letter	MECH-1-25.04-P&ID Fire Protection (Summit)	Letter	NA	Vendor	GEN-2	Approval	Letter
6007-PLN-AGE-67-71-P410C	Raw/fire water storage tank P&ID	Drawing	13	Vendor	GEN-2	Approval	Drawing
6007-PLN-AGE-67-71-P401C	Cooling tower P&ID	Drawing	10	Vendor	GEN-2	Approval	Drawing
6007-PLN-AGE-67-71-P405C	Auxiliary cooling water systme P&ID	Drawing	11	Vendor	GEN-2	Approval	Drawing
6007-PLN-AGE-67-71-P424C	Cooling tower blowdown tank P&ID	Drawing	9	Vendor	GEN-2	Approval	Drawing
6007-PLN-AGE-67-71-P444C	Process Makeup water tank-II P&ID	Drawing	9	Vendor	GEN-2	Approval	Drawing
6007-PLN-AGE-67-71-P451C	RO water storage tank P&ID	Drawing	8	Vendor	GEN-2	Approval	Drawing
6007-PLN-AGE-67-71-P453C	Polished water storage tank P&ID	Drawing	7	Vendor	GEN-2	Approval	Drawing
6007-PLN-AGE-67-71-P456A	Waste water tank Alpha P&ID	Drawing	6	Vendor	GEN-2	Approval	Drawing
6007-PLN-AGE-67-71-P456B	Waste water tank Alpha P&ID	Drawing	6	Vendor	GEN-2	Approval	Drawing
6007-PLN-AGE-67-71-P457C	Sample Panels P&ID	Drawing	3	Vendor	GEN-2	Approval	Drawing
6007-PLN-AGE-67-71-P480C	Compressed air P&ID	Drawing	6	Vendor	GEN-2	Approval	Drawing
6007-PLN-AGE-67-71-P481C Sht 1	Instrument air Distribution P&ID	Drawing	7	Vendor	GEN-2	Approval	Drawing
6007-PLN-AGE-67-71-P481C Sht 2	Instrument air Distribution P&ID	Drawing	1	Vendor	GEN-2	Approval	Drawing
6007-PLN-AGE-67-71-P484C	Safety Showers P&ID	Drawing	5	Vendor	GEN-2	Approval	Drawing
6007-PLN-AGE-67-71-P485C	Instrument Air distribution P&ID	Drawing	2	Vendor	GEN-2	Approval	Drawing
6007-PLN-AGE-67-71-P490C	Plant drain system P&ID	Drawing	11	Vendor	GEN-2	Approval	Drawing
6007-PLN-AGE-67-71-P491C	Tempered water system P&ID	Drawing	3	Vendor	GEN-2	Approval	Drawing
6007-PLN-AGE-67-71-P492C	Service and Potable water distribution P&ID	Drawing	4	Vendor	GEN-2	Approval	Drawing
6007-PLN-SFP-15-81-F002	Alpha & Beta Site Fire Protection Fire pump P&ID	Drawing	0	Vendor	GEN-2	Approval	Drawing
BV Response Letter	MECH-1-25.04-P&ID Fire Protection (Summit)	Letter	NA	Vendor	GEN-2	Approval	Letter
1	TEMPORARY POWER FOR AIR COMPRESSOR SYSTEM (ALPHA & BETA)	Drawing	NA	Vendor	GEN-2	Approval	Drawing
2	Water Treatment Plant	Drawing	NA	Vendor	GEN-2	Approval	Drawing
3	Water Treatment Plant	Drawing	NA	Vendor	GEN-2	Approval	Drawing
4	Water Treatment Plant	Drawing	NA	Vendor	GEN-2	Approval	Drawing
6007-PLN-AGE-58-32-4201	Alpha Plant Central Plant Cable Tray System Racks 1, 2, 3, & 4, General Plan	Drawing	5	Vendor	GEN-2	Approval	Drawing
6007-PLN-JHF-16-24-0001	Decal, Wiring Schematic SG Controller	Drawing	A	Vendor	GEN-2	Approval	Drawing
6007-PLN-JHF-16-24-0002	Electrical Wiring Drawings Dryer	Drawing	0	Vendor	GEN-2	Approval	Drawing
6007-LIS-LEF-12-54-5002	Metallic structures list and accessories MMF	List	2	Vendor	GEN-2	Approval	List
6007-PLN-LEF-12-54-5031	Geometric definition of rack intermediate level top view	Drawing	1	Vendor	GEN-2	Approval	Drawing
6007-PLN-LEF-12-54-5032	Geometric definition of rack elevation	Drawing	1	Vendor	GEN-2	Approval	Drawing
6007-PLN-LEF-12-54-5033	Geometric definition of rack sections	Drawing	0	Vendor	GEN-2	Approval	Drawing
6007-PLN-LEF-12-54-5034	Geometric definition of rack details of construction	Drawing	2	Vendor	GEN-2	Approval	Drawing
6007-PLN-LEF-12-54-5035	Geometric definition of rack details of construction	Drawing	0	Vendor	GEN-2	Approval	Drawing
6007-PLN-LEF-12-62-8011	Analyzers SK5001 detail drawing	Drawing	3	Vendor	GEN-2	Approval	Drawing
6007-PLN-LEF-12-62-8012	Analyzers SK5001 detail drawing	Drawing	4	Vendor	GEN-2	Approval	Drawing
6007-PLN-LEF-12-62-8021	Multimedia filters SK5002A detail drawing	Drawing	2	Vendor	GEN-2	Approval	Drawing
6007-PLN-LEF-12-62-8022	Multimedia filters SK5002B/C/D/E/F detail drawing	Drawing	2	Vendor	GEN-2	Approval	Drawing
6007-PLN-LEF-12-62-8031	MMF control valves SK5013A detail drawing	Drawing	3	Vendor	GEN-2	Approval	Drawing
6007-PLN-LEF-12-62-8032	MMF control valves SK5013A detail drawing	Drawing	3	Vendor	GEN-2	Approval	Drawing
6007-PLN-LEF-12-62-8033	MMF control valves SK5013A detail drawing	Drawing	2	Vendor	GEN-2	Approval	Drawing
6007-PLN-LEF-12-62-8034	MMF control valves SK5013A detail drawing	Drawing	2	Vendor	GEN-2	Approval	Drawing
6007-PLN-LEF-12-62-8035	MMF control valves SK5013B detail drawing	Drawing	2	Vendor	GEN-2	Approval	Drawing
6007-PLN-LEF-12-62-8036	MMF control valves SK5013B detail drawing	Drawing	2	Vendor	GEN-2	Approval	Drawing
6007-PLN-LEF-12-62-8037	MMF control valves SK5013B detail drawing	Drawing	2	Vendor	GEN-2	Approval	Drawing
6007-PLN-LEF-12-62-8038	MMF control valves SK5013B detail drawing	Drawing	2	Vendor	GEN-2	Approval	Drawing
6007-PLN-LEF-12-62-8051	Filter Waste water tank SK5003 detail drawing	Drawing	3	Vendor	GEN-2	Approval	Drawing
6007-PLN-LEF-12-62-8052	Filter Waste water tank SK5003 detail drawing	Drawing	3	Vendor	GEN-2	Approval	Drawing
6007-PLN-LEF-12-62-8061	Cleaning water pumps SK5004 detail drawing	Drawing	2	Vendor	GEN-2	Approval	Drawing
6007-PLN-LEF-12-62-8062	1st Clarified Water Pumps Skid Detial Drawings	Drawing	2	Vendor	GEN-2	Approval	Drawing
6007-PLN-LEF-12-62-8071	settling Lamellar SK5005 detail drawing	Drawing	1	Vendor	GEN-2	Approval	Drawing
6007-PLN-LEF-12-62-8072	settling Lamellar SK5005 detail drawing	Drawing	2	Vendor	GEN-2	Approval	Drawing
6007-PLN-LEF-12-62-8073	Lamellar settling and physical chemical tank SK5005 detail drawing	Drawing	4	Vendor	GEN-2	Approval	Drawing
6007-PLN-LEF-12-62-8074	Lamellar settling and physical chemical tank SK5005 detail drawing	Drawing	3	Vendor	GEN-2	Approval	Drawing
6007-PLN-LEF-12-62-8081	Clarifier water pumps SK5006 detail drawing	Drawing	1	Vendor	GEN-2	Approval	Drawing
6007-PLN-LEF-12-62-8082	Clarifier water pumps SK5006 detail drawing	Drawing	1	Vendor	GEN-2	Approval	Drawing
6007-PLN-LEF-12-62-8091	Clarifier sludge extraction pumps SK5007 detail drawing	Drawing	1	Vendor	GEN-2	Approval	Drawing
6007-PLN-LEF-12-62-8092	Clarifier sludge extraction pumps SK5007 detail drawing	Drawing	1	Vendor	GEN-2	Approval	Drawing
6007-PLN-LEF-12-62-8101	Floculant concentrate's charge & dosing chemical pumps SK5008 detail drawing	Drawing	3	Vendor	GEN-2	Approval	Drawing
6007-PLN-LEF-12-62-8102	Floculant concentrate's charge & dosing chemical pumps SK5008 detail drawing	Drawing	3	Vendor	GEN-2	Approval	Drawing
6007-PLN-LEF-12-62-8110	Floculant storage tank SK5009 detail drawing	Drawing	1	Vendor	GEN-2	Approval	Drawing
6007-PLN-LEF-12-62-8121	Floculant mixing tank & chemical pumps SK5010 detail drawing	Drawing	3	Vendor	GEN-2	Approval	Drawing
6007-PLN-LEF-12-62-8122	Floculant mixing tank & chemical pumps SK5010 detail drawing	Drawing	3	Vendor	GEN-2	Approval	Drawing
6007-PLN-LEF-12-62-8123	Floculant mixing tank & dosing chemical pumps SK5010 detail drawing	Drawing	5	Vendor	GEN-2	Approval	Drawing
6007-PLN-LEF-12-62-8124	Floculant mixing tank & dosing chemical pumps SK5010 detail drawing	Drawing	2	Vendor	GEN-2	Approval	Drawing
6007-PLN-LEF-12-62-8130	Ferric chloride dosing pumps SK5011 detail drawing	Drawing	3	Vendor	GEN-2	Approval	Drawing
6007-PLN-LEF-12-62-8140	Hypoclorite dosing pumps SK5012 detail drawing	Drawing	2	Vendor	GEN-2	Approval	Drawing
6007-PLN-LEF-12-62-8151	MMF SDI Drainage SK5014 Detail Drawing	Drawing	2	Vendor	GEN-2	Approval	Drawing
6007-PLN-LEF-12-62-8152	MMF SDI Drainage SK5014 Detail Drawing	Drawing	2	Vendor	GEN-2	Approval	Drawing
6007-CAL-LEF-12-54-5001	Skid Structural Calculation	Calculation	0	Vendor	GEN-2	Approval	Calculation
6007-CAL-LEF-12-54-5002	Skid Structural Calculation	Calculation	1	Vendor	GEN-2	Approval	Calculation
6007-CAL-LEF-12-54-5003	Skid Structural Calculation	Calculation	1	Vendor	GEN-2	Approval	Calculation
6007-CAL-LEF-12-54-5004	Skid Structural Calculation	Calculation	0	Vendor	GEN-2	Approval	Calculation
6007-CAL-LEF-12-54-5005	Skid Structural Calculation	Calculation	0	Vendor	GEN-2	Approval	Calculation
6007-CAL-LEF-12-54-5006	Skid Structural Calculation	Calculation	0	Vendor	GEN-2	Approval	Calculation
6007-CAL-LEF-12-54-5007	Skid Structural Calculation	Calculation	0	Vendor	GEN-2	Approval	Calculation
6007-CAL-LEF-12-54-5008	Skid Structural Calculation	Calculation	1	Vendor	GEN-2	Approval	Calculation
6007-CAL-LEF-12-54-5009	Skid Structural Calculation	Calculation	0	Vendor	GEN-2	Approval	Calculation
6007-CAL-LEF-12-54-5010	Skid Structural Calculation	Calculation	1	Vendor	GEN-2	Approval	Calculation
6007-CAL-LEF-12-54-5012	Skid Structural Calculation	Calculation	1	Vendor	GEN-2	Approval	Calculation
6007-CAL-LEF-12-54-5013	Skid Structural Calculation	Calculation	1	Vendor	GEN-2	Approval	Calculation
6007-CAL-LEF-12-54-5014	Skid Structural Calculation	Calculation	1	Vendor	GEN-2	Approval	Calculation
6007-CAL-LEF-12-54-5020	Skid Structural Calculation	Calculation	1	Vendor	GEN-2	Approval	Calculation
6007-CAL-LEF-12-54-5030	Pipe Supports Structural Calculations	Calculation	0	Vendor	GEN-2	Approval	Calculation
6007-CAL-LEF-12-54-5031	Pipe Supports Structural Calculations	Calculation	0	Vendor	GEN-2	Approval	Calculation
6007-PLN-LEF-12-67-5011	Pipe supports detail drawings	Drawing	2	Vendor	GEN-2	Approval	Drawing
6007-PLN-LEF-12-67-5012	Pipe supports detail drawings	Drawing	2	Vendor	GEN-2	Approval	Drawing
6007-PLN-LEF-12-67-5013	Pipe supports detail drawings	Drawing	1	Vendor	GEN-2	Approval	Drawing
6007-PLN-LEF-12-67-5014	Pipe supports detail drawings	Drawing	1	Vendor	GEN-2	Approval	Drawing
6007-PLN-LEF-12-67-5015	Pipe supports detail drawings	Drawing	0	Vendor	GEN-2	Approval	Drawing
6007-PLN-LEF-12-67-5016	Pipe supports detail drawings	Drawing	1	Vendor	GEN-2	Approval	Drawing
6007-PLN-LEF-12-67-5017	Pipe supports detail drawings	Drawing	2	Vendor	GEN-2	Approval	Drawing
6007-PLN-LEF-12-67-5018	Pipe supports detail drawings	Drawing	1	Vendor	GEN-2	Approval	Drawing
6007-PLN-LEF-12-67-5019	Pipe supports detail drawings	Drawing	0	Vendor	GEN-2	Approval	Drawing
6007-PLN-LEF-12-67-5020	Pipe supports detail drawings	Drawing	0	Vendor	GEN-2	Approval	Drawing
6007-PLN-LEF-12-67-5021	Pipe supports detail drawings	Drawing	0	Vendor	GEN-2	Approval	Drawing
6007-PLN-LEF-12-67-5022	Pipe supports detail drawings	Drawing	0	Vendor	GEN-2	Approval	Drawing
6007-PLN-LEF-12-67-5023	Pipe supports detail drawings Rack 3	Drawing	0	Vendor	GEN-2	Approval	Drawing
6007-PLN-LEF-12-67-5024	Pipe supports detail drawings	Drawing	1	Vendor	GEN-2	Approval	Drawing
6007-CAL-SFP-15-81-H102	Calculation Summary	Drawing	0	Vendor	GEN-2	Approval	Drawing

6007-CAL-SFP-15-81-HR01	Alpha/Beta Mojave Solar - Expansion Area Pipe Hangout H1	Drawing	4	Vendor	GEN-2	Approval	Drawing
6007-CAL-SFP-15-81-HR04	Alpha/Beta Hilti HY 150 Brace anchor Calculation	Drawing	0	Vendor	GEN-2	Approval	Drawing
6007-CAL-SFP-15-81-HR05	Alpha/Beta Expansion Vessel Areaq Hilti MI 90 stand	Drawing	0	Vendor	GEN-2	Approval	Drawing
6007-CAL-SFP-15-81-S002 (A)	Tol-Brace Seismic Calculations	Drawing	N/A	Vendor	GEN-2	Approval	Drawing
6007-CAL-SFP-15-81-S002 (B)	Tol-Brace Seismic Calculations	Drawing	N/A	Vendor	GEN-2	Approval	Drawing
6007-CAL-SFP-15-81-S002 (C)	Tol-Brace Seismic Calculations	Drawing	N/A	Vendor	GEN-2	Approval	Drawing
6007-CAL-SFP-15-81-S002 (D)	Tol-Brace Seismic Calculations	Drawing	N/A	Vendor	GEN-2	Approval	Drawing
6007-CAL-SFP-15-81-S002 (E)	Tol-Brace Seismic Calculations	Drawing	N/A	Vendor	GEN-2	Approval	Drawing
6007-CAL-SFP-15-81-S002 (F)	Tol-Brace Seismic Calculations	Drawing	N/A	Vendor	GEN-2	Approval	Drawing
6007-CAL-SFP-15-81-S002 (G)	Tol-Brace Seismic Calculations	Drawing	N/A	Vendor	GEN-2	Approval	Drawing
6007-PLN-SFP-15-81-D002	Alpha & Beta Site Fire Protection Above Ground Details	Drawing	0	Vendor	GEN-2	Approval	Drawing
6007-PLN-SFP-15-81-F010	Alpha Site-Fire Protection Vessel Plan	Drawing	1	Vendor	GEN-2	Approval	Drawing
6007-PLN-SFP-15-81-F011	Alpha Site-Fire Protection Vessel Plan	Drawing	0	Vendor	GEN-2	Approval	Drawing
6007-PLN-SFP-15-81-F012	Alpha Site Fire Protection Vessel Isometric View	Drawing	0	Vendor	GEN-2	Approval	Drawing
6007-PLN-SFP-15-81-F110	Beta Site Fire Protection Vessel Plan	Drawing	1	Vendor	GEN-2	Approval	Drawing
6007-PLN-SFP-15-81-F111	Beta Site Fire Protection Vessel Stretch Plan	Drawing	0	Vendor	GEN-2	Approval	Drawing
6007-PLN-SFP-15-81-F112	Beta Site Fire Protection Vessel Isometric View	Drawing	0	Vendor	GEN-2	Approval	Drawing
6007-PLN-SFP-15-81-G003	Alpha Site Fire Protection Alpha Site Hydraulic Node Plan	Drawing	0	Vendor	GEN-2	Approval	Drawing
6007-PLN-SFP-15-81-G005	Beta Site Fire Protection Alpha Site Hydraulic Node Plan	Drawing	0	Vendor	GEN-2	Approval	Drawing
6007-PLN-SFP-15-81-H001	Alpha and Beta Site Fire Protection Hanger Details	Drawing	1	Vendor	GEN-2	Approval	Drawing
6007-PLN-SFP-15-81-H002	Alpha & Beta Site Fire Protection EXP Vessel Hanger Details	Drawing	4	Vendor	GEN-2	Approval	Drawing
6007-PLN-AGE-67-71-P410C	Raw/Fire water storage Tank P&ID	Drawing	13	Vendor	GEN-2	Approval	Drawing
6007-PLN-AGE-15-84-G05A	Fire water distribution-Alpha	Drawing	0	Vendor	GEN-2	Approval	Drawing
6007-PLN-AGE-15-84-G06B	Fire water distribution-Beta	Drawing	0	Vendor	GEN-2	Approval	Drawing
6007-PLN-AGE-67-71-P410C	Raw/fire water storage tank P&ID	Drawing	13	Vendor	GEN-2	Approval	Drawing
6007-PLN-AGE-67-71-P401C	Cooling tower P&ID	Drawing	10	Vendor	GEN-2	Approval	Drawing
6007-PLN-AGE-67-71-P405C	Auxiliary cooling water systme P&ID	Drawing	11	Vendor	GEN-2	Approval	Drawing
6007-PLN-AGE-67-71-P424C	Cooling tower blowdown tank P&ID	Drawing	9	Vendor	GEN-2	Approval	Drawing
6007-PLN-AGE-67-71-P444C	Process Makeup water tank-II P&ID	Drawing	9	Vendor	GEN-2	Approval	Drawing
6007-PLN-AGE-67-71-P451C	RO water storage tank P&ID	Drawing	8	Vendor	GEN-2	Approval	Drawing
6007-PLN-AGE-67-71-P453C	Polished water storage tank P&ID	Drawing	7	Vendor	GEN-2	Approval	Drawing
6007-PLN-AGE-67-71-P456A	Waste water tank Alpha P&ID	Drawing	6	Vendor	GEN-2	Approval	Drawing
6007-PLN-AGE-67-71-P456B	Waste water tank Alpha P&ID	Drawing	6	Vendor	GEN-2	Approval	Drawing
6007-PLN-AGE-67-71-P457C	Sample Panels P&ID	Drawing	3	Vendor	GEN-2	Approval	Drawing
6007-PLN-AGE-67-71-P480C	Compressed air P&ID	Drawing	6	Vendor	GEN-2	Approval	Drawing
6007-PLN-AGE-67-71-P481C Sht 1	Instrument air Distribution P&ID	Drawing	7	Vendor	GEN-2	Approval	Drawing
6007-PLN-AGE-67-71-P481C Sht 2	Instrument air Distribution P&ID	Drawing	1	Vendor	GEN-2	Approval	Drawing
6007-PLN-AGE-67-71-P484C	Safety Showers P&ID	Drawing	5	Vendor	GEN-2	Approval	Drawing
6007-PLN-AGE-67-71-P485C	Instrument Air distribution P&ID	Drawing	2	Vendor	GEN-2	Approval	Drawing
6007-PLN-AGE-67-71-P490C	Plant drain system P&ID	Drawing	11	Vendor	GEN-2	Approval	Drawing
6007-PLN-AGE-67-71-P491C	Tempered water system P&ID	Drawing	3	Vendor	GEN-2	Approval	Drawing
6007-PLN-AGE-67-71-P492C	Service and Potable water distribution P&ID	Drawing	4	Vendor	GEN-2	Approval	Drawing
600]-CAL-LEF-12-54-0004	Rack structural calculations	Calculation	7	Vendor	GEN-2	Approval	Calculation
600]-CAL-LEF-12-62-2005	Structural calculations according to auditor's report	Calculation	0	Vendor	GEN-2	Approval	Calculation
600]-CAL-LEF-12-62-2012	SKIDS 2], 30, 31. Calculation	Calculation	0	Vendor	GEN-2	Approval	Calculation
600]-CAL-LEF-12-62-2014	Frame line collector design analysis	Calculation	0	Vendor	GEN-2	Approval	Calculation
600]-INF-LEF-12-62-2000	European and American steel correlation	INF	0	Vendor	GEN-2	Approval	INF
600]-PLN-LEF-00-50-0021	General Civil and Sturctural Notes	Drawing	0	Vendor	GEN-2	Approval	Drawing
600]-PLN-LEF-00-50-0022	General Civil and Sturctural Notes	Drawing	1	Vendor	GEN-2	Approval	Drawing
600]-PLN-LEF-12-54-0021	Geometric definition of RAC plan detail drawings	Drawing	9	Vendor	GEN-2	Approval	Drawing
600]-PLN-LEF-12-54-0022	Geometric definition of RAC plant detail drawings	Drawing	6	Vendor	GEN-2	Approval	Drawing
600]-PLN-LEF-12-54-0031	Geometric definition of RAC elevations	Drawing	9	Vendor	GEN-2	Approval	Drawing
600]-PLN-LEF-12-54-0032	Geometric definition of RAC elevations	Drawing	10	Vendor	GEN-2	Approval	Drawing
600]-PLN-LEF-12-54-0033	Geometric definition of RAC elevations	Drawing	7	Vendor	GEN-2	Approval	Drawing
600]-PLN-LEF-12-54-0034	Geometric definition of RAC elevations	Drawing	8	Vendor	GEN-2	Approval	Drawing
600]-PLN-LEF-12-54-0035	Geometric definition of RAC elevations	Drawing	7	Vendor	GEN-2	Approval	Drawing
600]-PLN-LEF-12-54-0036	Geometric definition of RAC elevations	Drawing	7	Vendor	GEN-2	Approval	Drawing
600]-PLN-LEF-12-54-003]	Geometric definition of RAC elevations	Drawing	5	Vendor	GEN-2	Approval	Drawing
600]-PLN-LEF-12-54-0038	Geometric definition of RAC elevations	Drawing	5	Vendor	GEN-2	Approval	Drawing
600]-PLN-LEF-12-54-0039	Geometric definition of RAC elevations	Drawing	6	Vendor	GEN-2	Approval	Drawing
600]-PLN-LEF-12-54-0041	Geometric definition of RAC sections	Drawing	7	Vendor	GEN-2	Approval	Drawing
600]-PLN-LEF-12-54-0042	Geometric definition of RAC sections	Drawing	7	Vendor	GEN-2	Approval	Drawing
600]-PLN-LEF-12-54-0043	Geometric definition of Outdoor RAC sections	Drawing	5	Vendor	GEN-2	Approval	Drawing
600]-PLN-LEF-12-54-0051	Geometric definition of RAC details of construction	Drawing	5	Vendor	GEN-2	Approval	Drawing
600]-PLN-LEF-12-54-0052	Geometric definition of RAC details of construction	Drawing	4	Vendor	GEN-2	Approval	Drawing
600]-PLN-LEF-12-54-0053	Geometric definition of RAC details of construction	Drawing	3	Vendor	GEN-2	Approval	Drawing
600]-PLN-LEF-12-61-0100	Piping rack sections layout	Drawing	2	Vendor	GEN-2	Approval	Drawing
600]-PLN-LEF-12-61-0200	Piping sections of piping	Drawing	2	Vendor	GEN-2	Approval	Drawing
600]-PLN-LEF-12-61-0201	Piping sections of piping	Drawing	2	Vendor	GEN-2	Approval	Drawing
600]-PLN-LEF-12-61-0202	Piping sections of piping	Drawing	2	Vendor	GEN-2	Approval	Drawing
600]-PLN-LEF-12-61-0203	Piping sections of piping	Drawing	2	Vendor	GEN-2	Approval	Drawing
600]-PLN-LEF-12-61-0204	Piping sections of piping	Drawing	2	Vendor	GEN-2	Approval	Drawing
600]-PLN-LEF-12-61-0205	Piping sections of piping	Drawing	2	Vendor	GEN-2	Approval	Drawing
600]-PLN-LEF-12-61-0206	Piping sections of piping	Drawing	6	Vendor	GEN-2	Approval	Drawing
600]-PLN-LEF-12-61-020]	Piping sections of piping	Drawing	1	Vendor	GEN-2	Approval	Drawing
600]-PLN-LEF-12-61-0208	Piping sections of piping	Drawing	0	Vendor	GEN-2	Approval	Drawing
600]-PLN-LEF-12-62-0080	Permeate water tank drawings	Drawing	15	Vendor	GEN-2	Approval	Drawing
600]-PLN-LEF-12-62-0250	Softening tank detail drawings	Drawing	13	Vendor	GEN-2	Approval	Drawing
600]-PLN-LEF-12-62-0280	Ultrafiltered water tank detail drawings	Drawing	11	Vendor	GEN-2	Approval	Drawing
600]-PLN-LEF-12-62-0318	Physical-Chemical tank detail drawings	Drawing	12	Vendor	GEN-2	Approval	Drawing
600]-PLN-LEF-12-62-0319	Physical-Chemical tank detail drawings	Drawing	8	Vendor	GEN-2	Approval	Drawing
600]-PLN-LEF-12-62-0322	Lamellar settiling detail drawings	Drawing	4	Vendor	GEN-2	Approval	Drawing
600]-PLN-LEF-12-62-0323	Lamellar settiling detail drawings	Drawing	5	Vendor	GEN-2	Approval	Drawing
600]-PLN-LEF-12-62-0342	Thickener detail drawings	Drawing	8	Vendor	GEN-2	Approval	Drawing
600]-PLN-LEF-12-62-0350	Clarified water tank detail drawings	Drawing	13	Vendor	GEN-2	Approval	Drawing
600]-PLN-LEF-12-62-0386	Filter press skids detail drawings	Drawing	14	Vendor	GEN-2	Approval	Drawing
600]-PLN-LEF-12-52-0388	Filter press skids detail drawings	Drawing	3	Vendor	GEN-2	Approval	Drawing
600]-PLN-LEF-12-62-0392	Sodium carbonate storage skid detail drawings	Drawing	5	Vendor	GEN-2	Approval	Drawing
600]-PLN-LEF-12-62-0412	Magnesium sulphate storage mix and delivery system skid detail	Drawing	5	Vendor	GEN-2	Approval	Drawing
600]-PLN-LEF-12-62-0432	Lime storage detail drawings	Drawing	5	Vendor	GEN-2	Approval	Drawing
600]-PLN-LEF-12-62-0452	Carbon Dioxide Storage and dosing system detail drawings	Drawing	3	Vendor	GEN-2	Approval	Drawing
600]-PLN-LEF-12-62-3024	Physical-Chemical tank detail drawings	Drawing	3	Vendor	GEN-2	Approval	Drawing
600]-PLN-LEF-12-62-3025	Physical-Chemical tank detail drawings	Drawing	4	Vendor	GEN-2	Approval	Drawing
600]-PLN-LEF-12-6]-0011	Pipe supports detail drawings (SK001)	Drawing	4	Vendor	GEN-2	Approval	Drawing
600]-PLN-LEF-12-6]-0012	Pipe supports detail drawings (SK002A)	Drawing	5	Vendor	GEN-2	Approval	Drawing
600]-PLN-LEF-12-6]-0013	Pipe supports detail drawings (SK003)	Drawing	6	Vendor	GEN-2	Approval	Drawing
600]-PLN-LEF-12-6]-0014	Pipe supports detail drawings (SK004)	Drawing	6	Vendor	GEN-2	Approval	Drawing
600]-PLN-LEF-12-6]-0015	Pipe supports detail drawings (SK012)	Drawing	4	Vendor	GEN-2	Approval	Drawing
600]-PLN-LEF-12-6]-0016	Pipe supports detail drawings (SK009)	Drawing	4	Vendor	GEN-2	Approval	Drawing
600]-PLN-LEF-12-6]-001]	Pipe supports detail drawings (SK009A)	Drawing	7	Vendor	GEN-2	Approval	Drawing
600]-PLN-LEF-12-6]-0018	Pipe supports detail drawings (SK025A)	Drawing	4	Vendor	GEN-2	Approval	Drawing
600]-PLN-LEF-12-6]-0019	Pipe supports detail drawings	Drawing	4	Vendor	GEN-2	Approval	Drawing
600]-PLN-LEF-12-6]-0020	Pipe supports detail drawings	Drawing	5	Vendor	GEN-2	Approval	Drawing
600]-PLN-LEF-12-6]-0021	Pipe supports detail drawings	Drawing	6	Vendor	GEN-2	Approval	Drawing
600]-PLN-LEF-12-6]-0022	Pipe supports detail drawings	Drawing	8	Vendor	GEN-2	Approval	Drawing
600]-PLN-LEF-12-6]-0023	Situation plant of supports in rack structure	Drawing	1	Vendor	GEN-2	Approval	Drawing
600]-PLN-LEF-12-6]-0024	Pipe supports SKID 43 detail drawings	Drawing	3	Vendor	GEN-2	Approval	Drawing

600]-PLN-LEF-12-6]-0025	Situation plant of supports in rack structure	Drawing	1	Vendor	GEN-2	Approval	Drawing
600]-PLN-LEF-12-6]-0026	Pipe supports support S41-1 detail drawings	Drawing	0	Vendor	GEN-2	Approval	Drawing
600]-PLN-LEF-12-6]-002]	Pipe supports support S41-2 detail drawings	Drawing	0	Vendor	GEN-2	Approval	Drawing
600]-PLN-LEF-12-6]-0028	Façade pipe supports. Group 1 Plan and Sections	Drawing	1	Vendor	GEN-2	Approval	Drawing
600]-PLN-LEF-12-6]-0029	Façade pipe supports. Group 1 details	Drawing	1	Vendor	GEN-2	Approval	Drawing
600]-PLN-LEF-12-6]-0030	Façade pipe supports. Group 2 (Chemicals) Plan and Sections	Drawing	1	Vendor	GEN-2	Approval	Drawing
600]-PLN-LEF-12-6]-0031	Façade pipe supports. Group 2 (Chemicals) Details	Drawing	1	Vendor	GEN-2	Approval	Drawing
600]-PLN-LEF-12-6]-0032	Pipe supports detail drawings (SK003)	Drawing	0	Vendor	GEN-2	Approval	Drawing
600]-PLN-LEF-12-6]-0033	Pipe supports detail drawings (SK003)	Drawing	0	Vendor	GEN-2	Approval	Drawing
600]-PLN-LEF-12-6]-0034	Pipe supports detail drawings (SK003)	Drawing	0	Vendor	GEN-2	Approval	Drawing
600]-PLN-LEF-12-6]-0035	Pipe supports detail drawings (SK003)	Drawing	0	Vendor	GEN-2	Approval	Drawing
600]-PLN-LEF-12-6]-0036	Façade pipe supports. Group 3 (Showers) Plan and Sections	Drawing	1	Vendor	GEN-2	Approval	Drawing
600]-PLN-LEF-12-6]-003]	Façade pipe supports. Group 3 (Showers) Details	Drawing	2	Vendor	GEN-2	Approval	Drawing
600]-CAL-LEF-12-54-0003	SKID STRUCTURAL CALCULATIONS	Calculation	6	Vendor	GEN-2	Approval	Calculation
600]-CAL-LEF-12-62-2008	SKID 26. STRUCTURAL CALCULATIONS, MODIFIED ACCORDING TO SLAB INFORMATION	Calculation	0	Vendor	GEN-2	Approval	Calculation
600]-CAL-LEF-12-62-2010	SKIDS 2], 30, 31. BASE PLATES CALCULATIONS, ACCORDING TO SLAB INFORMATION	Calculation	0	Vendor	GEN-2	Approval	Calculation
600]-CAL-LEF-12-62-2011	Design of Supporting Structure SK023	Calculation	0	Vendor	GEN-2	Approval	Calculation
600]-CAL-LEF-12-62-2015	SCALING DESIGN VALUES OF COMBINED RESPONSE (SK020)	Calculation	0	Vendor	GEN-2	Approval	Calculation
600]-PLN-LEF-12-62-0110	POTABLE WATER TANK DRAWINGS	Drawing	11	Vendor	GEN-2	Approval	Drawing
600]-PLN-LEF-12-62-0251	SOFTENING TANK DETAIL DRAWINGS	Drawing	5	Vendor	GEN-2	Approval	Drawing
600]-PLN-LEF-12-62-0252	SOFTENING TANK DETAIL DRAWINGS	Drawing	1	Vendor	GEN-2	Approval	Drawing
600]-PLN-LEF-12-62-0281	ULTRAFILTERED WATER TANK DETAIL DRAWINGS	Drawing	7	Vendor	GEN-2	Approval	Drawing
600]-PLN-LEF-12-62-0282	ULTRAFILTERED WATER TANK DETAIL DRAWINGS	Drawing	1	Vendor	GEN-2	Approval	Drawing
600]-PLN-LEF-12-62-0310	PHYSICAL CHEMICAL TANK DETAIL DRAWINGS	Drawing	1	Vendor	GEN-2	Approval	Drawing
600]-PLN-LEF-12-62-0311	PHYSICAL CHEMICAL TANK DETAIL DRAWINGS	Drawing	8	Vendor	GEN-2	Approval	Drawing
600]-PLN-LEF-12-62-0312	PHYSICAL CHEMICAL TANK DETAIL DRAWINGS	Drawing	8	Vendor	GEN-2	Approval	Drawing
600]-PLN-LEF-12-62-0313	PHYSICAL CHEMICAL TANK DETAIL DRAWINGS	Drawing	5	Vendor	GEN-2	Approval	Drawing
600]-PLN-LEF-12-62-0314	PHYSICAL CHEMICAL TANK DETAIL DRAWINGS	Drawing	12	Vendor	GEN-2	Approval	Drawing
600]-PLN-LEF-12-62-0315	PHYSICAL CHEMICAL TANK DETAIL DRAWINGS	Drawing	9	Vendor	GEN-2	Approval	Drawing
600]-PLN-LEF-12-62-0316	PHYSICAL CHEMICAL TANK DETAIL DRAWINGS	Drawing	11	Vendor	GEN-2	Approval	Drawing
600]-PLN-LEF-12-62-031]	PHYSICAL CHEMICAL TANK DETAIL DRAWINGS	Drawing	11	Vendor	GEN-2	Approval	Drawing
600]-PLN-LEF-12-62-0320	PHYSICAL CHEMICAL TANK DETAIL DRAWINGS	Drawing	1	Vendor	GEN-2	Approval	Drawing
600]-PLN-LEF-12-62-0343	THICKENER DETAIL DRAWING	Drawing	0	Vendor	GEN-2	Approval	Drawing
600]-PLN-LEF-12-62-0344	THICKENER DETAIL DRAWING	Drawing	0	Vendor	GEN-2	Approval	Drawing
600]-PLN-LEF-12-62-038]	FILTER PRESS SKIDS DETAIL DRAWING	Drawing	3	Vendor	GEN-2	Approval	Drawing
600]-PLN-LEF-12-62-0389	FILTER PRESS SKIDS DETAIL DRAWING	Drawing	2	Vendor	GEN-2	Approval	Drawing
600]-PLN-LEF-12-62-3020	PHYSICAL CHEMICAL TANK DETAIL DRAWINGS	Drawing	4	Vendor	GEN-2	Approval	Drawing
600]-PLN-LEF-12-62-3021	PHYSICAL CHEMICAL TANK DETAIL DRAWINGS	Drawing	3	Vendor	GEN-2	Approval	Drawing
600]-PLN-LEF-12-62-3022	PHYSICAL CHEMICAL TANK DETAIL DRAWINGS	Drawing	2	Vendor	GEN-2	Approval	Drawing
600]-PLN-LEF-12-62-3023	PHYSICAL CHEMICAL TANK DETAIL DRAWINGS	Drawing	2	Vendor	GEN-2	Approval	Drawing
600]-PLN-LEF-12-62-3026	PHYSICAL CHEMICAL TANK DETAIL DRAWINGS	Drawing	1	Vendor	GEN-2	Approval	Drawing
600]-PLN-LEF-12-62-302]	PHYSICAL CHEMICAL TANK DETAIL DRAWINGS	Drawing	2	Vendor	GEN-2	Approval	Drawing
600]-PLN-LEF-12-62-3028	PHYSICAL CHEMICAL TANK DETAIL DRAWINGS	Drawing	3	Vendor	GEN-2	Approval	Drawing
600]-PLN-LEF-12-62-3029	PHYSICAL CHEMICAL TANK DETAIL DRAWINGS	Drawing	3	Vendor	GEN-2	Approval	Drawing
600]-PLN-LEF-12-62-3030	PHYSICAL CHEMICAL TANK DETAIL DRAWINGS	Drawing	3	Vendor	GEN-2	Approval	Drawing
600]-PLN-LEF-12-62-3031	PHYSICAL CHEMICAL TANK DETAIL DRAWINGS	Drawing	1	Vendor	GEN-2	Approval	Drawing
600]-PLN-LEF-12-62-3092	FILTER PRESS SKIDS DETAIL DRAWING	Drawing	2	Vendor	GEN-2	Approval	Drawing
6007-CAL-LEF-12-54-0003	SKID STRUCTURAL CALCULATIONS	Drawing	6	Approval	GEN-2	Approval	Drawing
6007-CAL-LEF-12-54-0004	Rack structural calculations	Drawing	7	Approval	GEN-2	Approval	Drawing
6007-CAL-LEF-12-62-2005	Structural calculations according to auditor's report	Drawing	0	Approval	GEN-2	Approval	Drawing
6007-CAL-LEF-12-62-2008	SKID 26. STRUCTURAL CALCULATIONS, MODIFIED ACCORDING TO SLAB INFORMATION	Drawing	0	Approval	GEN-2	Approval	Drawing
6007-CAL-LEF-12-62-2010	SKIDS 27, 30, 31. BASE PLATES CALCULATIONS, ACCORDING TO SLAB INFORMATION	Drawing	0	Approval	GEN-2	Approval	Drawing
6007-CAL-LEF-12-62-2011	Design of Supporting Structure SK023	Drawing	0	Approval	GEN-2	Approval	Drawing
6007-CAL-LEF-12-62-2012	SKIDS 27, 30, 31. Calculation	Drawing	0	Approval	GEN-2	Approval	Drawing
6007-CAL-LEF-12-62-2014	Frame line collector design analysis	Drawing	0	Approval	GEN-2	Approval	Drawing
6007-CAL-LEF-12-62-2015	SCALING DESIGN VALUES OF COMBINED RESPONSE (SK020)	Drawing	0	Approval	GEN-2	Approval	Drawing
6007-INF-LEF-12-62-2000	European and American steel correlation	Drawing	0	Approval	GEN-2	Approval	Drawing
6007-PLN-LEF-00-50-0021	General Civil and Sturctural Notes	Drawing	0	Approval	GEN-2	Approval	Drawing
6007-PLN-LEF-00-50-0022	General Civil and Sturctural Notes	Drawing	1	Approval	GEN-2	Approval	Drawing
6007-PLN-LEF-12-54-0021	Geometric definition of RAC plan detail drawings	Drawing	9	Approval	GEN-2	Approval	Drawing
6007-PLN-LEF-12-54-0022	Geometric definition of RAC plant detail drawings	Drawing	6	Approval	GEN-2	Approval	Drawing
6007-PLN-LEF-12-54-0031	Geometric definition of RAC elevations	Drawing	9	Approval	GEN-2	Approval	Drawing
6007-PLN-LEF-12-54-0032	Geometric definition of RAC elevations	Drawing	10	Approval	GEN-2	Approval	Drawing
6007-PLN-LEF-12-54-0033	Geometric definition of RAC elevations	Drawing	7	Approval	GEN-2	Approval	Drawing
6007-PLN-LEF-12-54-0034	Geometric definition of RAC elevations	Drawing	8	Approval	GEN-2	Approval	Drawing
6007-PLN-LEF-12-54-0035	Geometric definition of RAC elevations	Drawing	7	Approval	GEN-2	Approval	Drawing
6007-PLN-LEF-12-54-0036	Geometric definition of RAC elevations	Drawing	7	Approval	GEN-2	Approval	Drawing
6007-PLN-LEF-12-54-0037	Geometric definition of RAC elevations	Drawing	5	Approval	GEN-2	Approval	Drawing
6007-PLN-LEF-12-54-0038	Geometric definition of RAC elevations	Drawing	5	Approval	GEN-2	Approval	Drawing
6007-PLN-LEF-12-54-0039	Geometric definition of RAC elevations	Drawing	6	Approval	GEN-2	Approval	Drawing
6007-PLN-LEF-12-54-0041	Geometric definition of RAC sections	Drawing	7	Approval	GEN-2	Approval	Drawing
6007-PLN-LEF-12-54-0042	Geometric definition of RAC sections	Drawing	7	Approval	GEN-2	Approval	Drawing
6007-PLN-LEF-12-54-0043	Geometric definition of Outdoor RAC sections	Drawing	5	Approval	GEN-2	Approval	Drawing
6007-PLN-LEF-12-54-0051	Geometric definition of RAC details of construction	Drawing	5	Approval	GEN-2	Approval	Drawing
6007-PLN-LEF-12-54-0052	Geometric definition of RAC details of construction	Drawing	4	Approval	GEN-2	Approval	Drawing
6007-PLN-LEF-12-54-0053	Geometric definition of RAC details of construction	Drawing	3	Approval	GEN-2	Approval	Drawing
6007-PLN-LEF-12-61-0100	Piping rack sections layout	Drawing	2	Approval	GEN-2	Approval	Drawing
6007-PLN-LEF-12-61-0200	Piping sections of piping	Drawing	2	Approval	GEN-2	Approval	Drawing
6007-PLN-LEF-12-61-0201	Piping sections of piping	Drawing	2	Approval	GEN-2	Approval	Drawing
6007-PLN-LEF-12-61-0202	Piping sections of piping	Drawing	2	Approval	GEN-2	Approval	Drawing
6007-PLN-LEF-12-61-0203	Piping sections of piping	Drawing	2	Approval	GEN-2	Approval	Drawing
6007-PLN-LEF-12-61-0204	Piping sections of piping	Drawing	2	Approval	GEN-2	Approval	Drawing
6007-PLN-LEF-12-61-0205	Piping sections of piping	Drawing	2	Approval	GEN-2	Approval	Drawing
6007-PLN-LEF-12-61-0206	Piping sections of piping	Drawing	6	Approval	GEN-2	Approval	Drawing
6007-PLN-LEF-12-61-0207	Piping sections of piping	Drawing	1	Approval	GEN-2	Approval	Drawing
6007-PLN-LEF-12-61-0208	Piping sections of piping	Drawing	0	Approval	GEN-2	Approval	Drawing
6007-PLN-LEF-12-62-0080	Permeate water tank drawings	Drawing	15	Approval	GEN-2	Approval	Drawing
6007-PLN-LEF-12-62-0110	POTABLE WATER TANK DRAWINGS	Drawing	11	Approval	GEN-2	Approval	Drawing
6007-PLN-LEF-12-62-0250	Softening tank detail drawings	Drawing	13	Approval	GEN-2	Approval	Drawing
6007-PLN-LEF-12-62-0251	SOFTENING TANK DETAIL DRAWINGS	Drawing	5	Approval	GEN-2	Approval	Drawing
6007-PLN-LEF-12-62-0252	SOFTENING TANK DETAIL DRAWINGS	Drawing	1	Approval	GEN-2	Approval	Drawing
6007-PLN-LEF-12-62-0280	Ultrafiltered water tank detail drawings	Drawing	11	Approval	GEN-2	Approval	Drawing
6007-PLN-LEF-12-62-0281	ULTRAFILTERED WATER TANK DETAIL DRAWINGS	Drawing	7	Approval	GEN-2	Approval	Drawing
6007-PLN-LEF-12-62-0282	ULTRAFILTERED WATER TANK DETAIL DRAWINGS	Drawing	1	Approval	GEN-2	Approval	Drawing
6007-PLN-LEF-12-62-0310	PHYSICAL CHEMICAL TANK DETAIL DRAWINGS	Drawing	1	Approval	GEN-2	Approval	Drawing
6007-PLN-LEF-12-62-0311	PHYSICAL CHEMICAL TANK DETAIL DRAWINGS	Drawing	8	Approval	GEN-2	Approval	Drawing
6007-PLN-LEF-12-62-0312	PHYSICAL CHEMICAL TANK DETAIL DRAWINGS	Drawing	8	Approval	GEN-2	Approval	Drawing
6007-PLN-LEF-12-62-0313	PHYSICAL CHEMICAL TANK DETAIL DRAWINGS	Drawing	5	Approval	GEN-2	Approval	Drawing
6007-PLN-LEF-12-62-0314	PHYSICAL CHEMICAL TANK DETAIL DRAWINGS	Drawing	12	Approval	GEN-2	Approval	Drawing
6007-PLN-LEF-12-62-0315	PHYSICAL CHEMICAL TANK DETAIL DRAWINGS	Drawing	9	Approval	GEN-2	Approval	Drawing
6007-PLN-LEF-12-62-0316	PHYSICAL CHEMICAL TANK DETAIL DRAWINGS	Drawing	11	Approval	GEN-2	Approval	Drawing
6007-PLN-LEF-12-62-0317	PHYSICAL CHEMICAL TANK DETAIL DRAWINGS	Drawing	11	Approval	GEN-2	Approval	Drawing
6007-PLN-LEF-12-62-0318	Physical-Chemical tank detail drawings	Drawing	12	Approval	GEN-2	Approval	Drawing
6007-PLN-LEF-12-62-0319	Physical-Chemical tank detail drawings	Drawing	8	Approval	GEN-2	Approval	Drawing
6007-PLN-LEF-12-62-0320	PHYSICAL CHEMICAL TANK DETAIL DRAWINGS	Drawing	1	Approval	GEN-2	Approval	Drawing
6007-PLN-LEF-12-62-0322	Lamellar settiling detail drawings	Drawing	4	Approval	GEN-2	Approval	Drawing
6007-PLN-LEF-12-62-0323	Lamellar settiling detail drawings	Drawing	5	Approval	GEN-2	Approval	Drawing
6007-PLN-LEF-12-62-0342	Thickener detail drawings	Drawing	9	Approval	GEN-2	Approval	Drawing
6007-PLN-LEF-12-62-0343	THICKENER DETAIL DRAWING	Drawing	1	Approval	GEN-2	Approval	Drawing
6007-PLN-LEF-12-62-0344	THICKENER DETAIL DRAWING	Drawing	1	Approval	GEN-2	Approval	Drawing
6007-PLN-LEF-12-62-0350	Clarified water tank detail drawings	Drawing	13	Approval	GEN-2	Approval	Drawing
6007-PLN-LEF-12-62-0372	Filtrate recycle pumps detail drawing	Drawing	5	Approval	GEN-2	Approval	Drawing
6007-PLN-LEF-12-62-0386	Filter press skids detail drawings	Drawing	14	Approval	GEN-2	Approval	Drawing

6007-PLN-LEF-12-62-0387	FILTER PRESS SKIDS DETAIL DRAWING	Drawing	4	Approval	GEN-2	Approval	Drawing
6007-PLN-LEF-12-62-0388	Filter press skids detail drawings	Drawing	3	Approval	GEN-2	Approval	Drawing
6007-PLN-LEF-12-62-0389	FILTER PRESS SKIDS DETAIL DRAWING	Drawing	2	Approval	GEN-2	Approval	Drawing
6007-PLN-LEF-12-62-0392	Sodium carbonate storage skid detail drawings	Drawing	5	Approval	GEN-2	Approval	Drawing
6007-PLN-LEF-12-62-0412	Magnesium sulphate storage mix and delivery system skid detail	Drawing	5	Approval	GEN-2	Approval	Drawing
6007-PLN-LEF-12-62-0432	Lime storage detail drawings	Drawing	5	Approval	GEN-2	Approval	Drawing
6007-PLN-LEF-12-62-0452	Carbon Dioxide Storage and dosing system detail drawings	Drawing	3	Approval	GEN-2	Approval	Drawing
6007-PLN-LEF-12-62-3020	PHYSICAL CHEMICAL TANK DETAIL DRAWINGS	Drawing	4	Approval	GEN-2	Approval	Drawing
6007-PLN-LEF-12-62-3021	PHYSICAL CHEMICAL TANK DETAIL DRAWINGS	Drawing	4	Approval	GEN-2	Approval	Drawing
6007-PLN-LEF-12-62-3022	PHYSICAL CHEMICAL TANK DETAIL DRAWINGS	Drawing	3	Approval	GEN-2	Approval	Drawing
6007-PLN-LEF-12-62-3023	PHYSICAL CHEMICAL TANK DETAIL DRAWINGS	Drawing	3	Approval	GEN-2	Approval	Drawing
6007-PLN-LEF-12-62-3024	Physical-Chemical tank detail drawings	Drawing	3	Approval	GEN-2	Approval	Drawing
6007-PLN-LEF-12-62-3025	Physical-Chemical tank detail drawings	Drawing	4	Approval	GEN-2	Approval	Drawing
6007-PLN-LEF-12-62-3026	PHYSICAL CHEMICAL TANK DETAIL DRAWINGS	Drawing	1	Approval	GEN-2	Approval	Drawing
6007-PLN-LEF-12-62-3027	PHYSICAL CHEMICAL TANK DETAIL DRAWINGS	Drawing	2	Approval	GEN-2	Approval	Drawing
6007-PLN-LEF-12-62-3028	PHYSICAL CHEMICAL TANK DETAIL DRAWINGS	Drawing	3	Approval	GEN-2	Approval	Drawing
6007-PLN-LEF-12-62-3029	PHYSICAL CHEMICAL TANK DETAIL DRAWINGS	Drawing	3	Approval	GEN-2	Approval	Drawing
6007-PLN-LEF-12-62-3030	PHYSICAL CHEMICAL TANK DETAIL DRAWINGS	Drawing	3	Approval	GEN-2	Approval	Drawing
6007-PLN-LEF-12-62-3031	PHYSICAL CHEMICAL TANK DETAIL DRAWINGS	Drawing	1	Approval	GEN-2	Approval	Drawing
6007-PLN-LEF-12-62-3092	FILTER PRESS SKIDS DETAIL DRAWING	Drawing	2	Approval	GEN-2	Approval	Drawing
6007-PLN-LEF-12-67-0011	Pipe supports detail drawings (SK001)	Drawing	4	Approval	GEN-2	Approval	Drawing
6007-PLN-LEF-12-67-0012	Pipe supports detail drawings (SK002A)	Drawing	5	Approval	GEN-2	Approval	Drawing
6007-PLN-LEF-12-67-0013	Pipe supports detail drawings (SK003)	Drawing	6	Approval	GEN-2	Approval	Drawing
6007-PLN-LEF-12-67-0014	Pipe supports detail drawings (SK004)	Drawing	6	Approval	GEN-2	Approval	Drawing
6007-PLN-LEF-12-67-0015	Pipe supports detail drawings (SK012)	Drawing	4	Approval	GEN-2	Approval	Drawing
6007-PLN-LEF-12-67-0016	Pipe supports detail drawings (SK009)	Drawing	4	Approval	GEN-2	Approval	Drawing
6007-PLN-LEF-12-67-0017	Pipe supports detail drawings (SK009A)	Drawing	8	Approval	GEN-2	Approval	Drawing
6007-PLN-LEF-12-67-0018	Pipe supports detail drawings (SK025A)	Drawing	4	Approval	GEN-2	Approval	Drawing
6007-PLN-LEF-12-67-0019	Pipe supports detail drawings	Drawing	5	Approval	GEN-2	Approval	Drawing
6007-PLN-LEF-12-67-0020	Pipe supports detail drawings	Drawing	6	Approval	GEN-2	Approval	Drawing
6007-PLN-LEF-12-67-0021	Pipe supports detail drawings	Drawing	7	Approval	GEN-2	Approval	Drawing
6007-PLN-LEF-12-67-0022	Pipe supports detail drawings	Drawing	9	Approval	GEN-2	Approval	Drawing
6007-PLN-LEF-12-67-0023	Situation plant of supports in rack structure	Drawing	1	Approval	GEN-2	Approval	Drawing
6007-PLN-LEF-12-67-0024	Pipe supports SKID 43 detail drawings	Drawing	3	Approval	GEN-2	Approval	Drawing
6007-PLN-LEF-12-67-0025	Situation plant of supports in rack structure	Drawing	1	Approval	GEN-2	Approval	Drawing
6007-PLN-LEF-12-67-0026	Pipe supports support S41-1 detail drawings	Drawing	2	Approval	GEN-2	Approval	Drawing
6007-PLN-LEF-12-67-0027	Pipe supports support S41-2 detail drawings	Drawing	2	Approval	GEN-2	Approval	Drawing
6007-PLN-LEF-12-67-0028	Façade pipe supports. Group 1 Plan and Sections	Drawing	3	Approval	GEN-2	Approval	Drawing
6007-PLN-LEF-12-67-0029	Façade pipe supports. Group 1 details	Drawing	1	Approval	GEN-2	Approval	Drawing
6007-PLN-LEF-12-67-0030	Façade pipe supports. Group 2 (Chemicals) Plan and Sections	Drawing	1	Approval	GEN-2	Approval	Drawing
6007-PLN-LEF-12-67-0031	Façade pipe supports. Group 2 (Chemicals) Details	Drawing	4	Approval	GEN-2	Approval	Drawing
6007-PLN-LEF-12-67-0032	Pipe supports detail drawings (SK003)	Drawing	2	Approval	GEN-2	Approval	Drawing
6007-PLN-LEF-12-67-0033	Pipe supports detail drawings (SK003)	Drawing	2	Approval	GEN-2	Approval	Drawing
6007-PLN-LEF-12-67-0034	Pipe supports detail drawings (SK003)	Drawing	2	Approval	GEN-2	Approval	Drawing
6007-PLN-LEF-12-67-0035	Pipe supports detail drawings (SK003)	Drawing	2	Approval	GEN-2	Approval	Drawing
6007-PLN-LEF-12-67-0036	Façade pipe supports. Group 3 (Showers) Plan and Sections	Drawing	1	Approval	GEN-2	Approval	Drawing
6007-PLN-LEF-12-67-0037	Façade pipe supports. Group 3 (Showers) Details	Drawing	3	Approval	GEN-2	Approval	Drawing
6007-CAL-LEF-12-54-0003 guide	SKIDS STRUCTURAL CALCULATIONS CONTENT GUIDE	Drawing	6	Approval	GEN-2	Approval	Drawing
6007-CAL-LEF-12-62-2013	Member and Node identification numbers diagrams	Drawing	0	Approval	GEN-2	Approval	Drawing
6007-PLN-LEF-12-62-0011	Potable treatment RO skids detail drawings	Drawing	8	Approval	GEN-2	Approval	Drawing
6007-PLN-LEF-12-62-0012	Potable treatment RO skids detail drawings	Drawing	8	Approval	GEN-2	Approval	Drawing
6007-PLN-LEF-12-62-0013	Potable treatment RO skids detail drawings	Drawing	1	Approval	GEN-2	Approval	Drawing
6007-PLN-LEF-12-62-0014	Potable treatment RO skids detail drawings	Drawing	1	Approval	GEN-2	Approval	Drawing
6007-PLN-LEF-12-62-0021	Primary RO cartridges skids detail drawings	Drawing	4	Approval	GEN-2	Approval	Drawing
6007-PLN-LEF-12-62-0022	Primary RO cartridges skids detail drawings	Drawing	4	Approval	GEN-2	Approval	Drawing
6007-PLN-LEF-12-62-0023	Primary RO cartridges skids detail drawings	Drawing	4	Approval	GEN-2	Approval	Drawing
6007-PLN-LEF-12-62-0031	Primary RO skids unit A detail drawings	Drawing	7	Approval	GEN-2	Approval	Drawing
6007-PLN-LEF-12-62-0032	Primary RO skids unit A detail drawings	Drawing	7	Approval	GEN-2	Approval	Drawing
6007-PLN-LEF-12-62-0033	Primary RO skids unit B detail drawings	Drawing	7	Approval	GEN-2	Approval	Drawing
6007-PLN-LEF-12-62-0034	Primary RO skids unit B detail drawings	Drawing	7	Approval	GEN-2	Approval	Drawing
6007-PLN-LEF-12-62-0035	Primary RO skids unit C detail drawings	Drawing	7	Approval	GEN-2	Approval	Drawing
6007-PLN-LEF-12-62-0036	Primary RO skids unit C detail drawings	Drawing	7	Approval	GEN-2	Approval	Drawing
6007-PLN-LEF-12-62-0037	Primary RO skids unit D detail drawings	Drawing	7	Approval	GEN-2	Approval	Drawing
6007-PLN-LEF-12-62-0038	Primary RO skids unit D detail drawings	Drawing	7	Approval	GEN-2	Approval	Drawing
6007-PLN-LEF-12-62-0041	Mirror RO skids detail drawings	Drawing	8	Approval	GEN-2	Approval	Drawing
6007-PLN-LEF-12-62-0042	Mirror RO skids detail drawings	Drawing	8	Approval	GEN-2	Approval	Drawing
6007-PLN-LEF-12-62-0043	Mirror RO skids detail drawings	Drawing	3	Approval	GEN-2	Approval	Drawing
6007-PLN-LEF-12-62-0044	Mirror RO skids detail drawings	Drawing	2	Approval	GEN-2	Approval	Drawing
6007-PLN-LEF-12-62-0061	Group of pressure flushing skid detail drawings	Drawing	4	Approval	GEN-2	Approval	Drawing
6007-PLN-LEF-12-62-0062	Group of pressure flushing skid detail drawings	Drawing	4	Approval	GEN-2	Approval	Drawing
6007-PLN-LEF-12-62-0063	Group of pressure flushing skid detail drawings	Drawing	5	Approval	GEN-2	Approval	Drawing
6007-PLN-LEF-12-62-0064	Group of pressure flushing skid detail drawings	Drawing	4	Approval	GEN-2	Approval	Drawing
6007-PLN-LEF-12-62-0071	Cartridges & feed pumps Mirror RO skid detail drawings	Drawing	4	Approval	GEN-2	Approval	Drawing
6007-PLN-LEF-12-62-0072	Cartridges & feed pumps Mirror RO skid detail drawings	Drawing	4	Approval	GEN-2	Approval	Drawing
6007-PLN-LEF-12-62-0091	Polishing exchangers mixed bed polishers	Drawing	3	Approval	GEN-2	Approval	Drawing
6007-PLN-LEF-12-62-0092	Polishing exchangers mixed bed polishers	Drawing	3	Approval	GEN-2	Approval	Drawing
6007-PLN-LEF-12-62-0101	Feed pumps MB system skid detail drawings	Drawing	4	Approval	GEN-2	Approval	Drawing
6007-PLN-LEF-12-62-0102	Feed pumps MB system skid detail drawings	Drawing	3	Approval	GEN-2	Approval	Drawing
6007-PLN-LEF-12-62-0103	Feed pumps MB system skid detail drawings	Drawing	2	Approval	GEN-2	Approval	Drawing
6007-PLN-LEF-12-62-0110	Potable water tank drawings	Drawing	11	Approval	GEN-2	Approval	Drawing
6007-PLN-LEF-12-62-0121	Recirculation pumps & group pressure skids detail drawings	Drawing	6	Approval	GEN-2	Approval	Drawing
6007-PLN-LEF-12-62-0122	Recirculation pumps & group pressure skids detail drawings	Drawing	5	Approval	GEN-2	Approval	Drawing
6007-PLN-LEF-12-62-0123	Recirculation pumps & group pressure skids detail drawings	Drawing	5	Approval	GEN-2	Approval	Drawing
6007-PLN-LEF-12-62-0124	Recirculation pumps & group pressure skids detail drawings	Drawing	4	Approval	GEN-2	Approval	Drawing
6007-PLN-LEF-12-62-0141	Clarified pumps and filters of UF skids detail drawings	Drawing	3	Approval	GEN-2	Approval	Drawing
6007-PLN-LEF-12-62-0142	Clarified pumps and filters of UF skids detail drawings	Drawing	2	Approval	GEN-2	Approval	Drawing
6007-PLN-LEF-12-62-0143	Clarified pumps and filters of UF skids detail drawings	Drawing	2	Approval	GEN-2	Approval	Drawing
6007-PLN-LEF-12-62-0144	Clarified pumps and filters of UF skids detail drawings	Drawing	3	Approval	GEN-2	Approval	Drawing
6007-PLN-LEF-12-62-0151	Screws pumps skids detail drawings	Drawing	3	Approval	GEN-2	Approval	Drawing
6007-PLN-LEF-12-62-0152	Screws pumps skids detail drawings	Drawing	2	Approval	GEN-2	Approval	Drawing
6007-PLN-LEF-12-62-0161	CIP Ultrafiltration (Acid) skids detail drawings	Drawing	3	Approval	GEN-2	Approval	Drawing
6007-PLN-LEF-12-62-0162	CIP Ultrafiltration (Acid) skids detail drawings	Drawing	3	Approval	GEN-2	Approval	Drawing
6007-PLN-LEF-12-62-0163	CIP Ultrafiltration (Acid) skids detail drawings	Drawing	3	Approval	GEN-2	Approval	Drawing
6007-PLN-LEF-12-62-0171	CIP Ultrafiltration (Alcaline) skids detail drawings	Drawing	4	Approval	GEN-2	Approval	Drawing
6007-PLN-LEF-12-62-0172	CIP Ultrafiltration (Alcaline) skids detail drawings	Drawing	3	Approval	GEN-2	Approval	Drawing
6007-PLN-LEF-12-62-0173	CIP Ultrafiltration (Alcaline) skids detail drawings	Drawing	3	Approval	GEN-2	Approval	Drawing
6007-PLN-LEF-12-62-0181	Pumps softening to P-C skid detail drawings	Drawing	3	Approval	GEN-2	Approval	Drawing
6007-PLN-LEF-12-62-0182	Pumps softening to P-C skid detail drawings	Drawing	2	Approval	GEN-2	Approval	Drawing
6007-PLN-LEF-12-62-0191	Feed pumps concentration RO & backwash pumps UF skids detail	Drawing	3	Approval	GEN-2	Approval	Drawing
6007-PLN-LEF-12-62-0192	Feed pumps concentration RO & backwash pumps UF skids detail	Drawing	5	Approval	GEN-2	Approval	Drawing
6007-PLN-LEF-12-62-0201	Cartridge filters concentrate RO pumps	Drawing	4	Approval	GEN-2	Approval	Drawing
6007-PLN-LEF-12-62-0202	Cartridge filters concentrate RO pumps	Drawing	5	Approval	GEN-2	Approval	Drawing
6007-PLN-LEF-12-62-0211	CIP system (acid) concentration RO skids detail drawings	Drawing	5	Approval	GEN-2	Approval	Drawing
6007-PLN-LEF-12-62-0212	CIP system (acid) concentration RO skids detail drawings	Drawing	5	Approval	GEN-2	Approval	Drawing
6007-PLN-LEF-12-62-0221	CIP system (alcaline) concentration RO skids detail drawings	Drawing	4	Approval	GEN-2	Approval	Drawing
6007-PLN-LEF-12-62-0222	CIP system (alcaline) concentration RO skids detail drawings	Drawing	5	Approval	GEN-2	Approval	Drawing
6007-PLN-LEF-12-62-0231	CIP system RO's skids skid detail drawings	Drawing	6	Approval	GEN-2	Approval	Drawing
6007-PLN-LEF-12-62-0232	CIP system RO's skids skid detail drawings	Drawing	6	Approval	GEN-2	Approval	Drawing
6007-PLN-LEF-12-62-0233	CIP system RO's skids skid detail drawings	Drawing	4	Approval	GEN-2	Approval	Drawing
6007-PLN-LEF-12-62-0234	CIP system RO's skids skid detail drawings	Drawing	4	Approval	GEN-2	Approval	Drawing
6007-PLN-LEF-12-62-0241	Oil separator system skids detail drawings	Drawing	4	Approval	GEN-2	Approval	Drawing
6007-PLN-LEF-12-62-0242	Oil separator system skids detail drawings	Drawing	3	Approval	GEN-2	Approval	Drawing
6007-PLN-LEF-12-62-0243	Oil separator system skids detail drawings	Drawing	1	Approval	GEN-2	Approval	Drawing
6007-PLN-LEF-12-62-0244	Oil separator system skids detail drawings	Drawing	1	Approval	GEN-2	Approval	Drawing
6007-PLN-LEF-12-62-0260	Waste water tank skids detail drawings	Drawing	14	Approval	GEN-2	Approval	Drawing
6007-PLN-LEF-12-62-0271	Pumps to ponds skids detail drawings	Drawing	4	Approval	GEN-2	Approval	Drawing
6007-PLN-LEF-12-62-0272	Pumps to ponds skids detail drawings	Drawing	4	Approval	GEN-2	Approval	Drawing
6007-PLN-LEF-12-62-0290	Waste oil storage tank detail drawings	Drawing	7	Approval	GEN-2	Approval	Drawing

6007-PLN-LEF-12-62-0301	Oil separator pumps skid detail drawings	Drawing	3	Approval	GEN-2	Approval	Drawing
6007-PLN-LEF-12-62-0302	Oil separator pumps skid detail drawings	Drawing	3	Approval	GEN-2	Approval	Drawing
6007-PLN-LEF-12-62-0331	1st Clarified water pumps skid detail drawings	Drawing	4	Approval	GEN-2	Approval	Drawing
6007-PLN-LEF-12-62-0332	1st Clarified water pumps skid detail drawings	Drawing	3	Approval	GEN-2	Approval	Drawing
6007-PLN-LEF-12-62-0360	Drained water tank detail drawings	Drawing	12	Approval	GEN-2	Approval	Drawing
6007-PLN-LEF-12-62-0371	Filtrate recycle pumps detail drawings	Drawing	3	Approval	GEN-2	Approval	Drawing
6007-PLN-LEF-12-62-0372	Filtrate recycle pumps detail drawings	Drawing	5	Approval	GEN-2	Approval	Drawing
6007-PLN-LEF-12-62-0401	Sodium carbonate storage, skid detail drawings	Drawing	3	Approval	GEN-2	Approval	Drawing
6007-PLN-LEF-12-62-0402	Sodium carbonate storage, skid detail drawings	Drawing	2	Approval	GEN-2	Approval	Drawing
6007-PLN-LEF-12-62-0421	Magnesium sulphate storage, mix and delivery system Skid detail	Drawing	3	Approval	GEN-2	Approval	Drawing
6007-PLN-LEF-12-62-0422	Magnesium sulphate storage, mix and delivery system Skid detail	Drawing	2	Approval	GEN-2	Approval	Drawing
6007-PLN-LEF-12-62-0441	Lime storage skid detail drawings	Drawing	3	Approval	GEN-2	Approval	Drawing
6007-PLN-LEF-12-62-0442	Lime storage skid detail drawings	Drawing	2	Approval	GEN-2	Approval	Drawing
6007-PLN-LEF-12-62-0460	Hypochlorite Storage tank chemical detail drawings	Drawing	14	Approval	GEN-2	Approval	Drawing
6007-PLN-LEF-12-62-0471	Hypochlorite Chemical load pump & Dosing chemicals pumps detail	Drawing	8	Approval	GEN-2	Approval	Drawing
6007-PLN-LEF-12-62-0472	Hypochlorite Chemical load pump & Dosing chemicals pumps detail	Drawing	3	Approval	GEN-2	Approval	Drawing
6007-PLN-LEF-12-62-0480	Soda Storage tank chemical detail drawings	Drawing	7	Approval	GEN-2	Approval	Drawing
6007-PLN-LEF-12-62-0491	Soda Chemical load pump & Dosing chemicals pumps detail drawings	Drawing	6	Approval	GEN-2	Approval	Drawing
6007-PLN-LEF-12-62-0492	Soda Chemical load pump & Dosing chemicals pumps detail drawings	Drawing	5	Approval	GEN-2	Approval	Drawing
6007-PLN-LEF-12-62-0493	Soda Chemical load pump & Dosing chemicals pumps detail drawings	Drawing	4	Approval	GEN-2	Approval	Drawing
6007-PLN-LEF-12-62-0500	Antifouling Storage tank chemical detail drawings	Drawing	12	Approval	GEN-2	Approval	Drawing
6007-PLN-LEF-12-62-0511	Antifouling Chemical load pump & Dosing chemicals pumps detail	Drawing	7	Approval	GEN-2	Approval	Drawing
6007-PLN-LEF-12-62-0512	Antifouling Chemical load pump & Dosing chemicals pumps detail	Drawing	3	Approval	GEN-2	Approval	Drawing
6007-PLN-LEF-12-62-0520	Sulfuric Acid Storage tank chemical detail drawings	Drawing	12	Approval	GEN-2	Approval	Drawing
6007-PLN-LEF-12-62-0531	Sulfuric Acid Chemical load pump & Dosing chemicals pumps detail	Drawing	7	Approval	GEN-2	Approval	Drawing
6007-PLN-LEF-12-62-0532	Sulfuric Acid Chemical load pump & Dosing chemicals pumps detail	Drawing	3	Approval	GEN-2	Approval	Drawing
6007-PLN-LEF-12-62-0533	Sulfuric Acid Chemical load pump & Dosing chemicals pumps detail	Drawing	3	Approval	GEN-2	Approval	Drawing
6007-PLN-LEF-12-62-0540	Ferric Chloride storage tank	Drawing	7	Approval	GEN-2	Approval	Drawing
6007-PLN-LEF-12-62-0551	Ferric Chloride Chemical load pump & Dosing chemicals pumps detail	Drawing	3	Approval	GEN-2	Approval	Drawing
6007-PLN-LEF-12-62-0552	Ferric Chloride Chemical load pump & Dosing chemicals pumps detail	Drawing	3	Approval	GEN-2	Approval	Drawing
6007-PLN-LEF-12-62-0560	Bisulfite storage tank detail drawings	Drawing	10	Approval	GEN-2	Approval	Drawing
6007-PLN-LEF-12-62-0571	Bisulfite Chemical load pump & Dosing chemicals pumps detail	Drawing	7	Approval	GEN-2	Approval	Drawing
6007-PLN-LEF-12-62-0572	Bisulfite Chemical load pump & Dosing chemicals pumps detail	Drawing	3	Approval	GEN-2	Approval	Drawing
6007-PLN-LEF-12-62-0580	Polyelectrolyte storage tank detail drawings	Drawing	8	Approval	GEN-2	Approval	Drawing
6007-PLN-LEF-12-62-0591	Polyelectrolyte Chemical load pump & Dosing chemicals pumps detail	Drawing	4	Approval	GEN-2	Approval	Drawing
6007-PLN-LEF-12-62-0592	Polyelectrolyte Chemical load pump & Dosing chemicals pumps detail	Drawing	2	Approval	GEN-2	Approval	Drawing
6007-PLN-LEF-12-62-0601	Polyelectrolyte mixing tank and Chemical Pumps detail drawings	Drawing	4	Approval	GEN-2	Approval	Drawing
6007-PLN-LEF-12-62-0602	Polyelectrolyte mixing tank and Dosing chemical pumps detail drawings	Drawing	4	Approval	GEN-2	Approval	Drawing
6007-PLN-LEF-12-62-0603	Polyelecrolyte mixing tank and Dosing chemical pumps detail drawings	Drawing	3	Approval	GEN-2	Approval	Drawing
6007-PLN-LEF-12-62-0604	Floculant mixing tank Dosing chemical pumps SK 5010 detail drawings	Drawing	1	Approval	GEN-2	Approval	Drawing
6007-PLN-LEF-12-62-0611	Feed pump press filter skid detail drawing	Drawing	4	Approval	GEN-2	Approval	Drawing
6007-PLN-LEF-12-62-0612	Feed pump press filter skid detail drawings	Drawing	4	Approval	GEN-2	Approval	Drawing
6007-PLN-LEF-12-62-0621	Feed pump Potable RO skid detail drawings	Drawing	7	Approval	GEN-2	Approval	Drawing
6007-PLN-LEF-12-62-0622	Feed pump Potable RO skid detail drawings	Drawing	4	Approval	GEN-2	Approval	Drawing
6007-PLN-LEF-12-62-0631	Feed pump Primary RO skid detail drawings	Drawing	5	Approval	GEN-2	Approval	Drawing
6007-PLN-LEF-12-62-0632	Feed pump Primary RO skid detail drawings	Drawing	3	Approval	GEN-2	Approval	Drawing
6007-PLN-LEF-12-62-0633	Feed pump Primary RO skid detail drawings	Drawing	4	Approval	GEN-2	Approval	Drawing
6007-PLN-LEF-12-62-0641	Recirculation pump X-MP-491 skid detail drawings	Drawing	7	Approval	GEN-2	Approval	Drawing
6007-PLN-LEF-12-62-0642	Recirculation pump X-MP-491 skid detail drawings	Drawing	4	Approval	GEN-2	Approval	Drawing
6007-PLN-LEF-12-62-0643	Recirculation pump X-MP-491 skid detail drawings	Drawing	4	Approval	GEN-2	Approval	Drawing
6007-PLN-LEF-12-62-0644	Recirculation pump X-MP-491 skid detail drawings	Drawing	4	Approval	GEN-2	Approval	Drawing
6007-PLN-LEF-12-62-0661	Cooling Tower Blowdown pumps skid detail drawings	Drawing	3	Approval	GEN-2	Approval	Drawing
6007-PLN-LEF-12-62-0662	Cooling Tower Blowdown pumps skid detail drawings	Drawing	5	Approval	GEN-2	Approval	Drawing
6007-PLN-LEF-12-62-0670	1st Clarified water tank detail drawings	Drawing	11	Approval	GEN-2	Approval	Drawing
6007-PLN-LEF-12-62-0691	Pumps to water oil separator skid detail drawing	Drawing	2	Approval	GEN-2	Approval	Drawing
6007-PLN-LEF-12-62-0692	Pumps to water oil separator skid detail drawing	Drawing	1	Approval	GEN-2	Approval	Drawing
6007-PLN-LEF-12-62-1301	Ultrafiltration system skids detail drawings UF A/B	Drawing	4	Approval	GEN-2	Approval	Drawing
6007-PLN-LEF-12-62-1302	Ultrafiltration system skids detail drawings UF A/B	Drawing	2	Approval	GEN-2	Approval	Drawing
6007-PLN-LEF-12-62-1303	Ultrafiltration system skids detail drawings UF A/B	Drawing	6	Approval	GEN-2	Approval	Drawing
6007-PLN-LEF-12-62-1304	Ultrafiltration system skids detail drawings UF C/D	Drawing	4	Approval	GEN-2	Approval	Drawing
6007-PLN-LEF-12-62-1305	Ultrafiltration system skids detail drawings UF C/D	Drawing	2	Approval	GEN-2	Approval	Drawing
6007-PLN-LEF-12-62-1306	Ultrafiltration system skids detail drawings UF C/D	Drawing	5	Approval	GEN-2	Approval	Drawing
6007-PLN-LEF-12-62-1307	Ultrafiltration system skids detail drawings UF E/F	Drawing	4	Approval	GEN-2	Approval	Drawing
6007-PLN-LEF-12-62-1308	Ultrafiltration system skids detail drawings UF E/F	Drawing	2	Approval	GEN-2	Approval	Drawing
6007-PLN-LEF-12-62-1309	Ultrafiltration system skids detail drawings UF E/F	Drawing	5	Approval	GEN-2	Approval	Drawing
6007-PLN-LEF-12-62-1310	Ultrafiltration system skids detail drawings UF G/H	Drawing	3	Approval	GEN-2	Approval	Drawing
6007-PLN-LEF-12-62-1311	Ultrafiltration system skids detail drawings UF G/H	Drawing	2	Approval	GEN-2	Approval	Drawing
6007-PLN-LEF-12-62-1312	Ultrafiltration system skids detail drawings UF G/H	Drawing	3	Approval	GEN-2	Approval	Drawing
6007-PLN-LEF-12-62-5001	Concentration RO skids detail drawings Unit D	Drawing	5	Approval	GEN-2	Approval	Drawing
6007-PLN-LEF-12-62-5002	Concentration RO skids detail drawings Unit D	Drawing	4	Approval	GEN-2	Approval	Drawing
6007-PLN-LEF-12-62-5003	Concentration RO skids detail drawings Unit D	Drawing	2	Approval	GEN-2	Approval	Drawing
6007-PLN-LEF-12-62-5004	Concentration RO skids detail drawings Unit D	Drawing	2	Approval	GEN-2	Approval	Drawing
6007-PLN-LEF-12-62-5005	Concentration RO skids detail drawings Unit A	Drawing	3	Approval	GEN-2	Approval	Drawing
6007-PLN-LEF-12-62-5006	Concentration RO skids detail drawings Unit A	Drawing	2	Approval	GEN-2	Approval	Drawing
6007-PLN-LEF-12-62-5007	Concentration RO skids detail drawings Unit A	Drawing	2	Approval	GEN-2	Approval	Drawing
6007-PLN-LEF-12-62-5008	Concentration RO skids detail drawings Unit A	Drawing	2	Approval	GEN-2	Approval	Drawing
6007-PLN-LEF-12-62-5009	Concentration RO skids detail drawings Unit B	Drawing	3	Approval	GEN-2	Approval	Drawing
6007-PLN-LEF-12-62-5010	Concentration RO skids detail drawings Unit B	Drawing	2	Approval	GEN-2	Approval	Drawing
6007-PLN-LEF-12-62-5011	Concentration RO skids detail drawings Unit B	Drawing	2	Approval	GEN-2	Approval	Drawing
6007-PLN-LEF-12-62-5012	Concentration RO skids detail drawings Unit B	Drawing	2	Approval	GEN-2	Approval	Drawing
6007-PLN-LEF-12-62-5013	Concentration RO skids detail drawings Unit C	Drawing	3	Approval	GEN-2	Approval	Drawing
6007-PLN-LEF-12-62-5014	Concentration RO skids detail drawings Unit C	Drawing	2	Approval	GEN-2	Approval	Drawing
6007-PLN-LEF-12-62-5015	Concentration RO skids detail drawings Unit C	Drawing	2	Approval	GEN-2	Approval	Drawing
6007-PLN-LEF-12-62-5016	Concentration RO skids detail drawings Unit C	Drawing	2	Approval	GEN-2	Approval	Drawing
6007-PLN-LEF-12-71-P411C	Central Plant Potable water system Piping & Instrument Diagram	Drawing	11	Approval	GEN-2	Approval	Drawing
6007-PLN-LEF-12-71-P412C	Potable distribuition system Piping & Instrument Diagram	Drawing	8	Approval	GEN-2	Approval	Drawing
6007-PLN-LEF-12-71-P413C	Magnesium sulphate storage, mix and delivery system Piping &	Drawing	7	Approval	GEN-2	Approval	Drawing
6007-PLN-LEF-12-71-P414C	Sodium carbonate storage, mix and delivery system Piping &	Drawing	7	Approval	GEN-2	Approval	Drawing
6007-PLN-LEF-12-71-P415C	Lime storage, mix and delivery system Piping & Instrument Diagram	Drawing	7	Approval	GEN-2	Approval	Drawing
6007-PLN-LEF-12-71-P416C	Ferric chloride feed system Piping & Instrument Diagram	Drawing	8	Approval	GEN-2	Approval	Drawing
6007-PLN-LEF-12-71-P417C	Hypochlorite and bisulfite feed system Piping & Instrument Diagram	Drawing	8	Approval	GEN-2	Approval	Drawing
6007-PLN-LEF-12-71-P418C	Soda feed system Piping & Instrument Diagram	Drawing	7	Approval	GEN-2	Approval	Drawing
6007-PLN-LEF-12-71-P419C	Carbon Dioxide Storage and dosing system Piping & Instrument	Drawing	6	Approval	GEN-2	Approval	Drawing
6007-PLN-LEF-12-71-P420C	AIR distribuition system Piping & Instrument Diagram	Drawing	4	Approval	GEN-2	Approval	Drawing
6007-PLN-LEF-12-71-P421C	Drainage distribution system piping & drainage	Drawing	2	Approval	GEN-2	Approval	Drawing
6007-PLN-LEF-12-71-P422C	UF CIP PIPE AND INSTRUMENT DIAGRAM Piping & Instrument	Drawing	8	Approval	GEN-2	Approval	Drawing
6007-PLN-LEF-12-71-P423C	CONCENTRATE RO CIP PIPE AND INSTRUMENT DIAGRAM Piping	Drawing	9	Approval	GEN-2	Approval	Drawing
6007-PLN-LEF-12-71-P425C	Waste water tank Piping & Instrument Diagram	Drawing	7	Approval	GEN-2	Approval	Drawing
6007-PLN-LEF-12-71-P426C	Softener feed equalization tank Piping & Instrument Diagram	Drawing	7	Approval	GEN-2	Approval	Drawing
6007-PLN-LEF-12-71-P427C	Clarifier system Piping & Instrument Diagram	Drawing	8	Approval	GEN-2	Approval	Drawing
6007-PLN-LEF-12-71-P428C	Filter Press Piping & Instrument Diagram	Drawing	8	Approval	GEN-2	Approval	Drawing
6007-PLN-LEF-12-71-P429C	Process make-up water tank Piping & Instrument Diagram	Drawing	9	Approval	GEN-2	Approval	Drawing
6007-PLN-LEF-12-71-P430C	Filtrate recycle Piping & Instrument Diagram	Drawing	7	Approval	GEN-2	Approval	Drawing
6007-PLN-LEF-12-71-P431C	Sulfuric acid system Piping & Instrument Diagram	Drawing	8	Approval	GEN-2	Approval	Drawing
6007-PLN-LEF-12-71-P432C	Clearwell Piping & Instrument Diagram	Drawing	8	Approval	GEN-2	Approval	Drawing
6007-PLN-LEF-12-71-P433C	Ultrafiltration Units A/B Piping & Instrument Diagram	Drawing	8	Approval	GEN-2	Approval	Drawing
6007-PLN-LEF-12-71-P434C	Ultrafiltration Units C/D Piping & Instrument Diagram	Drawing	8	Approval	GEN-2	Approval	Drawing
6007-PLN-LEF-12-71-P436C	RO chemical feed Piping & Instrument Diagram	Drawing	9	Approval	GEN-2	Approval	Drawing
6007-PLN-LEF-12-71-P437C	Primary RO feed pumps Piping & Instrument Diagram	Drawing	10	Approval	GEN-2	Approval	Drawing
6007-PLN-LEF-12-71-P438C	Primary RO system - Unit A Piping & Instrument Diagram	Drawing	10	Approval	GEN-2	Approval	Drawing
6007-PLN-LEF-12-71-P439C	Primary RO system - Unit B Piping & Instrument Diagram	Drawing	10	Approval	GEN-2	Approval	Drawing
6007-PLN-LEF-12-71-P440C	Ultrafiltration Units E/F Piping & Instrument Diagram	Drawing	8	Approval	GEN-2	Approval	Drawing
6007-PLN-LEF-12-71-P441C	Primary RO system - Unit C Piping & Instrument Diagram	Drawing	11	Approval	GEN-2	Approval	Drawing
6007-PLN-LEF-12-71-P442C	Primary RO system - Unit D Piping & Instrument Diagram	Drawing	11	Approval	GEN-2	Approval	Drawing
6007-PLN-LEF-12-71-P443C	Ultrafiltration Units G/H Piping & Instrument Diagram	Drawing	8	Approval	GEN-2	Approval	Drawing
6007-PLN-LEF-12-71-P445C	Concentrate RO Pumps Piping & Instrument Diagram	Drawing	8	Approval	GEN-2	Approval	Drawing
6007-PLN-LEF-12-71-P446C	Polishing Mirror RO Piping Piping & Instrument Diagram	Drawing	9	Approval	GEN-2	Approval	Drawing
6007-PLN-LEF-12-71-P447C	Concentrate RO System-Unit D Piping & Instrument Diagram	Drawing	7	Approval	GEN-2	Approval	Drawing

6007-PLN-LEF-12-71-P448C	Concentrate RO System-Unit A Piping & Instrument Diagram	Drawing	7	Approval	GEN-2	Approval	Drawing
6007-PLN-LEF-12-71-P449C	Concentrate RO System-Unit B Piping & Instrument Diagram	Drawing	7	Approval	GEN-2	Approval	Drawing
6007-PLN-LEF-12-71-P450C	Concentrate RO System-Unit C Piping & Instrument Diagram	Drawing	7	Approval	GEN-2	Approval	Drawing
6007-PLN-LEF-12-71-P452C	Polishing Exchangers Piping & Instrument Diagram	Drawing	8	Approval	GEN-2	Approval	Drawing
6007-PLN-LEF-12-71-P454C	Ro Clean-In-Place Piping & Instrument Diagram	Drawing	8	Approval	GEN-2	Approval	Drawing
6007-PLN-LEF-12-71-P455C	Water Oil Seperator Piping & Instrument Diagram	Drawing	12	Approval	GEN-2	Approval	Drawing

ABENER TEYMA MOJAVE

Compliance No.:	GEN-2				
Job :	Mojave Solar Project				
Date: 07/08/2014	Description: Structural Master Drawing List				
Sheet No.	Description	Applicable Condition of Certification	Vendor Supplied or EOR	Reason for Submittal	Revision
	Document Name	GEN-2			
60007-ESP-ATP-00-50-C104	Ready Mix Concrete Production and Delivery	STRUCTURAL - 1	EOR	Purchase	NA
60007-ESP-ATP-00-50-C105	Particular Comm Condition for Ready Mix Concrete Production and Delivery	STRUCTURAL - 1	EOR	Purchase	NA
6007-CAL-CCI-18-54-0001	Mirror Building Metal Building Calcs	STRUCTURAL - 1	Vendor	Review	NA
6007-CAL-CCI-18-54-VSCA	Mirror Building Structural Calcs	STRUCTURAL - 1	Vendor	Review	NA
6007-ESP-ATP-00-50-2001	Engineering standards and practices specifications for subsurface exploration and geotechnical evaluation	STRUCTURAL - 1	EOR	Purchase	NA
6007-ESP-ATP-00-50-2001V	Specification for Vendor data requirement Structural, Geotechnical study	STRUCTURAL - 1	EOR	Approval	NA
6007-ESP-ATP-00-50-2061	Preliminary Geo-Tech Report	STRUCTURAL - 1	EOR	Approval	NA
6007-ESP-ATP-00-50-2062	Final Geotech Report	STRUCTURAL - 1	EOR	Bid/Quote	NA
6007-ESP-ATP-00-50-2063	Geotech Report Addendum 1	STRUCTURAL - 1	EOR	Bid/Quote	NA
6007-ESP-ATP-00-50-3100	Concrete Forms and Accessories	STRUCTURAL - 1	EOR	Purchase	NA
6007-ESP-ATP-00-50-3200	Concrete Reinforcement	STRUCTURAL - 1	EOR	Purchase	NA
6007-ESP-ATP-00-50-3300	Cast-In-Place Concrete	STRUCTURAL - 1	EOR	Bid/Quote	NA
6007-ESP-ATP-00-50-5120	Structural Steel	STRUCTURAL - 1	EOR	Bid/Quote	NA
6007-ESP-ATP-00-50-C014V	Concrete Batch Plant Vendor Spec	STRUCTURAL - 1	EOR	Bid/Quote	NA
6007-ESP-ATP-18-52-1332	Concrete Slabs and Foundations For Mirror Building Subcontract Package	STRUCTURAL - 1	EOR	Bid/Quote	NA
6007-ESP-ATP-18-52-1332V	Vendor Data Concrete Slabs and Foundations For Mirror Building Subcontract Package	STRUCTURAL - 1	EOR	Bid/Quote	NA
6007-ESP-ATP-18-54-1330	Mirror Building Subcontract Package	STRUCTURAL - 1	EOR	Purchase	NA
6007-ESP-ATP-18-54-1330V	Vendor Data for Mirror Building Subcontract Package	STRUCTURAL - 1	EOR	Purchase	NA
6007-ESP-ATP-18-54-1331	Warehouse Building Subcontract Package	STRUCTURAL - 1	EOR	Bid/Quote	NA
6007-ESP-ATP-18-54-1331V	Vendor Data Requirement Warehouse Building	STRUCTURAL - 1	EOR	Bid/Quote	NA
6007-ESP-ATP-18-54-3121	Pre-Engineered Metal Building	STRUCTURAL - 1	EOR	Purchase	NA
6007-ESP-ATP-18-54-3122	Pre-Engineered Metal Buildings	STRUCTURAL - 1	EOR	Bid/Quote	NA
6007-ESP-ATP-57-52-1351	Parabolic Solar Collector Steel Foundation Design-Build Subcontract	STRUCTURAL - 1	EOR	Construction	NA
6007-ESP-ATP-57-52-1351V	Vendor Data Requirements Parabolic Triugh Solar Collector Foundation Design-Build Subcontract	STRUCTURAL - 1	EOR	Construction	NA
6007-ESP-RJK-33-50-0001	Solar Collector Foundation Design	STRUCTURAL - 1	Vendor	Approval	NA
6007-ESP-UTE-16-62-0002	Air Compressor Package	STRUCTURAL - 1	EOR	Approval	NA
6007-INF-ATP-00-50-0001	Geo-Tech Report	STRUCTURAL - 1	EOR	Construction	NA
6007-INF-ATP-33-50-0001	Wind Tunnel Clarification	STRUCTURAL - 1	EOR	Approval	NA
6007-INF-RJK-33-50-0001	Responce to CEC for collector Foundation	STRUCTURAL - 1	Vendor	Approval	NA
6007-INS-ATP-00-50-0002	Preliminary Foundation Recommendation	STRUCTURAL - 1	EOR	Construction	NA
6007-INS-ATP-32-50-0001	Exterior Solar Collector Foundation Loads	STRUCTURAL - 1	EOR	Approval	NA
6007-INS-ATP-32-50-0002	Interior Solar Collector Foundation Loads	STRUCTURAL - 1	EOR	Approval	NA
6007-INS-ATP-32-50-0004	Solar Collector Foundation Loads	STRUCTURAL - 1	EOR	Construction	NA
6007-INS-ATP-32-52-0003	Collector Support Dimensions	STRUCTURAL - 1	EOR	Approval	NA
6007-PLN-ATP-00-50-S001	General Civil and Structural Notes	STRUCTURAL - 1	EOR	Bid/Quote	NA
6007-PLN-ATP-00-50-S002	Typical Ladder and Safety Cage Details	STRUCTURAL - 1	EOR	Bid/Quote	NA
6007-PLN-ATP-00-50-S003	Typical Pipe Handrail, Stairway and Grating Details	STRUCTURAL - 1	EOR	Bid/Quote	NA
6007-PLN-ATP-00-50-S004	Standard Base Plate Details and Standard Shear Key Details	STRUCTURAL - 1	EOR	Bid/Quote	NA
6007-PLN-ATP-00-55-0001	Soil boring location plan for alpha plant solar field	STRUCTURAL - 1	EOR	Purchase	NA
6007-PLN-ATP-00-55-0002	Soil boring location plan for beta plant solar field	STRUCTURAL - 1	EOR	Purchase	NA
6007-PLN-ATP-00-55-0003	Soil boring location plan for alpha power island	STRUCTURAL - 1	EOR	Purchase	NA
6007-PLN-ATP-00-55-0004	Soil boring location plan for beta power island	STRUCTURAL - 1	EOR	Purchase	NA
6007-PLN-ATP-00-55-LX01	Alpha Warehouse Building Proposed Location	STRUCTURAL - 1	EOR	Bid/Quote	NA
6007-PLN-ATP-00-55-LX02	Beta Warehouse Building Proposed Location	STRUCTURAL - 1	EOR	Bid/Quote	NA
6007-PLN-ATP-16-62-0001	Mirror Building Air Supply & Electrical Outlet Locations	STRUCTURAL - 1	EOR	Purchase	NA
6007-PLN-ATP-18-52-0016	Anchor Bolts Reference Plan	STRUCTURAL - 1	EOR	Bid/Quote	NA
6007-PLN-ATP-18-52-0017	Slab and Foundation Reference Plan	STRUCTURAL - 1	EOR	Bid/Quote	NA
6007-PLN-ATP-18-52-0018	Slab and Foundation Reference Details	STRUCTURAL - 1	EOR	Bid/Quote	NA
6007-PLN-ATP-18-54-0016	General Location of Mirror Building	STRUCTURAL - 1	EOR	Purchase	NA
6007-PLN-ATP-18-57-0011	Mirror Building Floor Plan	STRUCTURAL - 1	EOR	Bid/Quote	NA
6007-PLN-ATP-18-57-0012	Mirror Building Roof Plan	STRUCTURAL - 1	EOR	Purchase	NA
6007-PLN-ATP-18-57-0013	Mirror Building Crane Layout Plan	STRUCTURAL - 1	EOR	Purchase	NA
6007-PLN-ATP-18-57-0014	Mirror Building Elevations and Sections	STRUCTURAL - 1	EOR	Purchase	NA
6007-PLN-ATP-18-57-0015	Mirror Building Sections	STRUCTURAL - 1	EOR	Bid/Quote	NA
6007-PLN-ATP-18-57-0021	Warehouse Building Floor Plan	STRUCTURAL - 1	EOR	Bid/Quote	NA
6007-PLN-ATP-18-57-0022	Warehouse Building Roof Plan	STRUCTURAL - 1	EOR	Bid/Quote	NA
6007-PLN-ATP-18-57-0023	Warehouse Building Elevation and Section	STRUCTURAL - 1	EOR	Bid/Quote	NA
6007-PLN-ATP-18-57-0024	Warehouse Building Elevations	STRUCTURAL - 1	EOR	Bid/Quote	NA
6007-PLN-ATP-18-57-0025	Warehouse Building Sections	STRUCTURAL - 1	EOR	Bid/Quote	NA
6007-PLN-CCI-18-54-ALLD	Mirror Building Metal Building All Drawings	STRUCTURAL - 1	Vendor	Review	NA
6007-CAL-CCI-18-54-VASP	Mirror Building Material Specs	ARCHITECTURAL - 1	Vendor	Review	NA
6007-PLN-CCI-18-54-VA10	Mirror Building Code Plan	ARCHITECTURAL - 1	Vendor	Review	NA
6007-PLN-CCI-18-54-VA11	Mirror Building Floor Plan	ARCHITECTURAL - 1	Vendor	Review	NA
6007-PLN-CCI-18-54-VA12	Mirror Building Trench & Utility Plan	ARCHITECTURAL - 1	Vendor	Review	NA
6007-PLN-CCI-18-54-VA13	Mirror Building Equipment Layout (for reference only)	ARCHITECTURAL - 1	Vendor	Review	NA
6007-PLN-CCI-18-54-VA14	Mirror Building Crane Layout Plan	ARCHITECTURAL - 1	Vendor	Review	NA
6007-PLN-CCI-18-54-VA15	Mirror Building Roof Plan	ARCHITECTURAL - 1	Vendor	Review	NA
6007-PLN-CCI-18-54-VA21	Mirror Building Exterior Elevations	ARCHITECTURAL - 1	Vendor	Review	NA
6007-PLN-CCI-18-54-VA41	Mirror Building Building Sections	ARCHITECTURAL - 1	Vendor	Review	NA
6007-PLN-CCI-18-54-VA51	Mirror Building Details	ARCHITECTURAL - 1	Vendor	Review	NA
6007-PLN-CCI-18-54-VA61	Mirror Building Door Schedule	ARCHITECTURAL - 1	Vendor	Review	NA
6007-PLN-CCI-18-54-VACS	Mirror Building Cover Sheet	ARCHITECTURAL - 1	Vendor	Review	NA
6007-PLN-CCI-18-54-VAS1	Mirror Building Site Plan	ARCHITECTURAL - 1	Vendor	Review	NA
6007-PLN-CCI-18-54-VS11	Mirror Building General Structural Notes	STRUCTURAL - 1	Vendor	Review	NA
6007-PLN-CCI-18-54-VS12	Mirror Building Details	STRUCTURAL - 1	Vendor	Review	NA
6007-PLN-CCI-18-54-VS21	Mirror Building Foundation Plan	STRUCTURAL - 1	Vendor	Review	NA
6007-PLN-CCI-18-54-VS31	Mirror Building Framing Details	STRUCTURAL - 1	Vendor	Review	NA
6007-PLN-RJK-33-50-0001	Mirrorfield Foundation	STRUCTURAL - 1	Vendor	Approval	NA
6007-PLN-RJK-33-50-0002	Mirrorfield Foundation	STRUCTURAL - 1	Vendor	Approval	NA
6007-PLN-GFG-00-50-C800	North Alpha East Solar Array Foundation Plans Cover Sheet	STRUCTURAL - 1	Vendor	Construction	NA
6007-PLN-GFG-00-50-C801	Civil Works . General Notes Sheet	STRUCTURAL - 1	Vendor	Construction	NA
6007-PLN-GFG-00-50-P002	North Alpha East Solar Array Foundation Plan Foundation Working Points Layout I	STRUCTURAL - 1	Vendor	Construction	NA
6007-PLN-GFG-00-50-P003	North Alpha East Solar Array Foundation Plan Foundation Working Points Layout II	STRUCTURAL - 1	Vendor	Construction	NA
6007-PLN-GFG-00-50-C804	North Alpha East Solar Array Foundation Plan Foundation Piles Location Data I	STRUCTURAL - 1	Vendor	Construction	NA
6007-PLN-GFG-00-50-C805	North Alpha East Solar Array Foundation Plan Foundation Piles Location Data II	STRUCTURAL - 1	Vendor	Construction	NA
6007-PLN-GFG-00-50-C806	North Alpha East Solar Array Foundation Plan Foundation Piles Location Data III	STRUCTURAL - 1	Vendor	Construction	NA
6007-PLN-GFG-00-50-C807	North Alpha East Solar Array Foundation Plan Foundation Piles Location Data IV	STRUCTURAL - 1	Vendor	Construction	NA
6007-PLN-GFG-00-50-P008	North Alpha East Solar Array Foundation Plan Foundation Piles Location Data V	STRUCTURAL - 1	Vendor	Construction	NA
6007-PLN-GFG-00-50-P009	North Alpha East Solar Array Foundation Plan Foundation Piles Location Data VI	STRUCTURAL - 1	Vendor	Construction	NA
6007-PLN-GFG-00-50-P010	North Alpha East Solar Array Foundation Plan Foundation Piles Location Data VII	STRUCTURAL - 1	Vendor	Construction	NA
6007-PLN-GFG-00-50-P011	North Alpha East Solar Array Foundation Plan Foundation Piles Location Data VIII	STRUCTURAL - 1	Vendor	Construction	NA
6007-PLN-GFG-00-50-P012	North Alpha East Solar Array Foundation Plan Foundation Piles Location Data IX	STRUCTURAL - 1	Vendor	Construction	NA
6007-PLN-GFG-00-50-P013	North Alpha East Solar Array Foundation Plan Foundation Piles Location Data X	STRUCTURAL - 1	Vendor	Construction	NA
6007-PLN-GFG-00-50-P014	North Alpha East Solar Array Foundation Plan Foundation Piles Location Data XI	STRUCTURAL - 1	Vendor	Construction	NA
6007-PLN-GFG-00-50-P015	North Alpha East Solar Array Foundation Plan Foundation Piles Location Data XII	STRUCTURAL - 1	Vendor	Construction	NA
6007-PLN-GFG-00-50-P016	North Alpha East Solar Array Foundation Plan Foundation Piles Location Data XIII	STRUCTURAL - 1	Vendor	Construction	NA
6007-PLN-GFG-00-50-P017	North Alpha East Solar Array Foundation Plan Foundation Piles Location Data XIV	STRUCTURAL - 1	Vendor	Construction	NA
6007-PLN-GFG-00-50-P018	North Alpha East Solar Array Foundation Plan Foundation Piles Location Data XV	STRUCTURAL - 1	Vendor	Construction	NA
6007-PLN-GFG-00-50-P019	North Alpha East Solar Array Foundation Plan Foundation Piles Location Data XVI	STRUCTURAL - 1	Vendor	Construction	NA

ABENER TEYMA MOJAVE

Compliance No.:	GEN-2				
Job :	Mojave Solar Project				
Date: 07/08/2014	Description: Structural Master Drawing List				
Sheet No.	Description	Applicable Condition of Certification	Vendor Supplied or EOR	Reason for Submittal	Revision
6007-PLN-GFG-00-50-P020	North Alpha East Solar Array Foundation Plan Foundation Piles Location Data XVII	STRUCTURAL - 1	Vendor	Construction	NA
6007-PLN-GFG-00-50-P021	North Alpha East Solar Array Foundation Plan Foundation Piles Location Data XVIII	STRUCTURAL - 1	Vendor	Construction	NA
6007-PLN-GFG-00-50-P022	North Alpha East Solar Array Foundation Plan Foundation Piles Location Data XIX	STRUCTURAL - 1	Vendor	Construction	NA
6007-PLN-GFG-00-50-P023	North Alpha East Solar Array Foundation Plan Foundation Piles Location Data XX	STRUCTURAL - 1	Vendor	Construction	NA
6007-PLN-GFG-00-50-P024	North Alpha East Solar Array Foundation Plan Foundation Piles Location Data XXI	STRUCTURAL - 1	Vendor	Construction	NA
6007-PLN-GFG-00-50-P025	Middle Alpha East Solar Array Foundation Plans Cover Sheet	STRUCTURAL - 1	Vendor	Construction	NA
6007-PLN-GFG-00-50-P026	Notes Sheet	STRUCTURAL - 1	Vendor	Construction	NA
6007-PLN-GFG-00-50-P027	Middle Alpha East Solar Array Foundation Plan Foundation Working Points Layout I	STRUCTURAL - 1	Vendor	Construction	NA
6007-PLN-GFG-00-50-P028	6007-PLN-GFG-00-50-P028Middle Alpha East Solar Array Foundation Plan Foundation Working Points Layout II	STRUCTURAL - 1	Vendor	Construction	NA
6007-PLN-GFG-00-50-P029	Middle Alpha East Solar Array Foundation Plan Foundation Working Points Layout III	STRUCTURAL - 1	Vendor	Construction	NA
6007-PLN-GFG-00-50-P030	Middle Alpha East Solar Array Foundation Plan Foundation Working Points Layout IV	STRUCTURAL - 1	Vendor	Construction	NA
6007-PLN-GFG-00-50-P031	Middle Alpha East Solar Array Foundation Plan Foundation Working Points Layout V	STRUCTURAL - 1	Vendor	Construction	NA
6007-PLN-GFG-00-50-P032	Middle Alpha East Solar Array Foundation Plan Foundation Piles Location Data 1	STRUCTURAL - 1	Vendor	Construction	NA
6007-PLN-GFG-00-50-P033	Middle Alpha East Solar Array Foundation Plan Foundation Piles Location Data 2	STRUCTURAL - 1	Vendor	Construction	NA
6007-PLN-GFG-00-50-P034	Middle Alpha East Solar Array Foundation Plan Foundation Piles Location Data 3	STRUCTURAL - 1	Vendor	Construction	NA
6007-PLN-GFG-00-50-P035	Middle Alpha East Solar Array Foundation Plan Foundation Piles Location Data 4	STRUCTURAL - 1	Vendor	Construction	NA
6007-PLN-GFG-00-50-P036	Middle Alpha East Solar Array Foundation Plan Foundation Piles Location Data 5	STRUCTURAL - 1	Vendor	Construction	NA
6007-PLN-GFG-00-50-P037	Middle Alpha East Solar Array Foundation Plan Foundation Piles Location Data 6	STRUCTURAL - 1	Vendor	Construction	NA
6007-PLN-GFG-00-50-P038	Middle Alpha East Solar Array Foundation Plan Foundation Piles Location Data 7	STRUCTURAL - 1	Vendor	Construction	NA
6007-PLN-GFG-00-50-P039	Middle Alpha East Solar Array Foundation Plan Foundation Piles Location Data 8	STRUCTURAL - 1	Vendor	Construction	NA
6007-PLN-GFG-00-50-P040	Middle Alpha East Solar Array Foundation Plan Foundation Piles Location Data 9	STRUCTURAL - 1	Vendor	Construction	NA
6007-PLN-GFG-00-50-P041	Middle Alpha East Solar Array Foundation Plan Foundation Piles Location Data 10	STRUCTURAL - 1	Vendor	Construction	NA
6007-PLN-GFG-00-50-P042	Middle Alpha East Solar Array Foundation Plan Foundation Piles Location Data 11	STRUCTURAL - 1	Vendor	Construction	NA
6007-PLN-GFG-00-50-P043	Middle Alpha East Solar Array Foundation Plan Foundation Piles Location Data 12	STRUCTURAL - 1	Vendor	Construction	NA
6007-PLN-GFG-00-50-P044	Middle Alpha East Solar Array Foundation Plan Foundation Piles Location Data 13	STRUCTURAL - 1	Vendor	Construction	NA
6007-PLN-GFG-00-50-P045	Middle Alpha East Solar Array Foundation Plan Foundation Piles Location Data 14	STRUCTURAL - 1	Vendor	Construction	NA
6007-PLN-GFG-00-50-P046	Middle Alpha East Solar Array Foundation Plan Foundation Piles Location Data 15	STRUCTURAL - 1	Vendor	Construction	NA
6007-PLN-GFG-00-50-P047	Middle Alpha East Solar Array Foundation Plan Foundation Piles Location Data 16	STRUCTURAL - 1	Vendor	Construction	NA
6007-PLN-GFG-00-50-P048	Middle Alpha East Solar Array Foundation Plan Foundation Piles Location Data 17	STRUCTURAL - 1	Vendor	Construction	NA
6007-PLN-GFG-00-50-P049	Middle Alpha East Solar Array Foundation Plan Foundation Piles Location Data 18	STRUCTURAL - 1	Vendor	Construction	NA
6007-PLN-GFG-00-50-P050	Middle Alpha East Solar Array Foundation Plan Foundation Piles Location Data 19	STRUCTURAL - 1	Vendor	Construction	NA
6007-PLN-GFG-00-50-P051	Middle Alpha East Solar Array Foundation Plan Foundation Piles Location Data 20	STRUCTURAL - 1	Vendor	Construction	NA
6007-PLN-GFG-00-50-P052	Middle Alpha East Solar Array Foundation Plan Foundation Piles Location Data 21	STRUCTURAL - 1	Vendor	Construction	NA
6007-PLN-GFG-00-50-P053	Middle Alpha East Solar Array Foundation Plan Foundation Piles Location Data 22	STRUCTURAL - 1	Vendor	Construction	NA
6007-PLN-GFG-00-50-P054	Middle Alpha East Solar Array Foundation Plan Foundation Piles Location Data 23	STRUCTURAL - 1	Vendor	Construction	NA
6007-PLN-GFG-00-50-P055	Middle Alpha East Solar Array Foundation Plan Foundation Piles Location Data 24	STRUCTURAL - 1	Vendor	Construction	NA
6007-PLN-GFG-00-50-P056	Middle Alpha East Solar Array Foundation Plan Foundation Piles Location Data 25	STRUCTURAL - 1	Vendor	Construction	NA
6007-PLN-GFG-00-50-P057	Middle Alpha East Solar Array Foundation Plan Foundation Piles Location Data 26	STRUCTURAL - 1	Vendor	Construction	NA
6007-PLN-GFG-00-50-P058	Middle Alpha East Solar Array Foundation Plan Foundation Piles Location Data 27	STRUCTURAL - 1	Vendor	Construction	NA
6007-PLN-GFG-00-50-P059	Middle Alpha East Solar Array Foundation Plan Foundation Piles Location Data 28	STRUCTURAL - 1	Vendor	Construction	NA
6007-PLN-GFG-00-50-P060	Middle Alpha East Solar Array Foundation Plan Foundation Piles Location Data 29	STRUCTURAL - 1	Vendor	Construction	NA
6007-PLN-GFG-00-50-P061	Middle Alpha East Solar Array Foundation Plan Foundation Piles Location Data 30	STRUCTURAL - 1	Vendor	Construction	NA
6007-PLN-GFG-00-50-P062	Middle Alpha East Solar Array Foundation Plan Foundation Piles Location Data 31	STRUCTURAL - 1	Vendor	Construction	NA
6007-PLN-GFG-00-50-P063	Middle Alpha East Solar Array Foundation Plan Foundation Piles Location Data 32	STRUCTURAL - 1	Vendor	Construction	NA
6007-PLN-GFG-00-50-P064	Middle Alpha East Solar Array Foundation Plan Foundation Piles Location Data 33	STRUCTURAL - 1	Vendor	Construction	NA
6007-PLN-GFG-00-50-P065	Middle Alpha East Solar Array Foundation Plan Foundation Piles Location Data 34	STRUCTURAL - 1	Vendor	Construction	NA
6007-PLN-GFG-00-50-P066	Middle Alpha East Solar Array Foundation Plan Foundation Piles Location Data 35	STRUCTURAL - 1	Vendor	Construction	NA
6007-PLN-GFG-00-50-P067	Middle Alpha East Solar Array Foundation Plan Foundation Piles Location Data 36	STRUCTURAL - 1	Vendor	Construction	NA
6007-PLN-GFG-00-50-P068	Middle Alpha East Solar Array Foundation Plan Foundation Piles Location Data 37	STRUCTURAL - 1	Vendor	Construction	NA
6007-PLN-GFG-00-50-P069	Middle Alpha East Solar Array Foundation Plan Foundation Piles Location Data 38	STRUCTURAL - 1	Vendor	Construction	NA
6007-PLN-GFG-00-50-P070	Middle Alpha East Solar Array Foundation Plan Foundation Piles Location Data 39	STRUCTURAL - 1	Vendor	Construction	NA
6007-PLN-GFG-00-50-P071	Middle Alpha East Solar Array Foundation Plan Foundation Piles Location Data 40	STRUCTURAL - 1	Vendor	Construction	NA
6007-PLN-GFG-00-50-P072	Middle Alpha East Solar Array Foundation Plan Foundation Piles Location Data 41	STRUCTURAL - 1	Vendor	Construction	NA
6007-PLN-GFG-00-50-P073	Middle Alpha East Solar Array Foundation Plan Foundation Piles Location Data 42	STRUCTURAL - 1	Vendor	Construction	NA
6007-PLN-GFG-00-50-P074	Middle Alpha East Solar Array Foundation Plan Foundation Piles Location Data 43	STRUCTURAL - 1	Vendor	Construction	NA
6007-PLN-GFG-00-50-P075	Middle Alpha East Solar Array Foundation Plan Foundation Piles Location Data 44	STRUCTURAL - 1	Vendor	Construction	NA
6007-PLN-GFG-00-50-P076	Middle Alpha East Solar Array Foundation Plan Foundation Piles Location Data 45	STRUCTURAL - 1	Vendor	Construction	NA
6007-PLN-GFG-00-50-P077	Middle Alpha East Solar Array Foundation Plan Foundation Piles Location Data 46	STRUCTURAL - 1	Vendor	Construction	NA
6007-PLN-GFG-00-50-P078	Middle Alpha East Solar Array Foundation Plan Foundation Piles Location Data 47	STRUCTURAL - 1	Vendor	Construction	NA
6007-PLN-GFG-00-50-P079	Middle Alpha East Solar Array Foundation Plan Foundation Piles Location Data 48	STRUCTURAL - 1	Vendor	Construction	NA
6007-PLN-GFG-00-50-P080	Middle Alpha East Solar Array Foundation Plan Foundation Piles Location Data 49	STRUCTURAL - 1	Vendor	Construction	NA
6007-PLN-GFG-00-50-P081	Middle Alpha East Solar Array Foundation Plan Foundation Piles Location Data 50	STRUCTURAL - 1	Vendor	Construction	NA
6007-PLN-GFG-00-50-P082	Middle Alpha East Solar Array Foundation Plan Foundation Piles Location Data 51	STRUCTURAL - 1	Vendor	Construction	NA
6007-PLN-GFG-00-50-P083	Middle Alpha East Solar Array Foundation Plan Foundation Piles Location Data 52	STRUCTURAL - 1	Vendor	Construction	NA
6007-CAL-CCI-18-54-1300	Structural Calculations	STRUCTURAL - 1	Vendor	Construction	NA
6007-CAL-CCI-18-54-1710	Pre-Engineered Metal Building Calculations	STRUCTURAL - 1	Vendor	Construction	NA
6007-ESP-ATP-00-50-2068	Geotech Report Addendum 6	STRUCTURAL - 1	EOR	Construction	NA
6007-PLN-ATP-00-50-C001	Anchor Rod Assemblies and Details	STRUCTURAL - 1	EOR	Construction	NA
6007-PLN-ATP-00-50-S001	General Civil and Structural Notes	STRUCTURAL - 1	EOR	Construction	NA
6007-ESP-RJK-33-50-0004	Anchor Bolt Tolerance Calculations	STRUCTURAL - 1	Vendor	Approval	4
6007-ESP-RJK-33-50-0005	Drive Pilecap out fo tolerance	STRUCTURAL - 1	vendor	Approval	5
6007-ESP-RJK-33-50-0006	Type III pilecap out of tolerance fix	STRUCTURAL - 1	Vendor	Approval	6
6007-PLN-CCI-18-54-1200	Cover Sheet	STRUCTURAL - 1	vendor	Approval	7
6007-PLN-CCI-18-54-1210	Code Plan	STRUCTURAL - 1	vendor	Approval	7
6007-PLN-CCI-18-54-1211	Floor Plan	STRUCTURAL - 1	vendor	Approval	7
6007-PLN-PRI-39-52-1205	FOUNDATION PLAN	STRUCTURAL - 1	vendor	Approval	NA
Final Sealed and Signed Package 07.20.12-Signed	Pylon Structures Design Calculations Package	STRUCTURAL - 1	vendor	Approval	1
E-C328000_0 Central Support- signed	Central Support Plan	STRUCTURAL - 1	vendor	Approval	0
E-C335000_0 IntermediateSupport-signed	Intermediate Support Plan	STRUCTURAL - 1	vendor	Approval	0
App for Alt Mat - BV form	Application for Alternate Material	STRUCTURAL - 1	vendor	Approval	0
6007-ESP-CCI-18-54-1400	MECHANICAL SPECIFICATIONS	STRUCTURAL - 1	vendor	Approval	NA
6007-PLN-CCI-18-54-1200	COVER SHEET	STRUCTURAL - 1	vendor	Approval	NA
6007-PLN-CCI-18-54-1211	FLOOR PLAN	STRUCTURAL - 1	vendor	Approval	NA
6007-PLN-CCI-18-54-1213	TRENCH AND UTILITY PLAN	STRUCTURAL - 1	vendor	Approval	NA
6007-PLN-CCI-18-54-1214	EQUIPMENT LAYOUT	STRUCTURAL - 1	vendor	Approval	NA
6007-PLN-CCI-18-54-1221	EXTERIOR ELEVATIONS	STRUCTURAL - 1	vendor	Approval	NA
6007-PLN-CCI-18-54-1241	BUILDING SECTIONS	STRUCTURAL - 1	vendor	Approval	NA
6007-PLN-CCI-18-54-1321	FOUNDATION PLAN	STRUCTURAL - 1	vendor	Approval	NA
6007-PLN-CC1-18-54-1510	MECHANICAL/AIRLINE PIPING FLOOR PLAN	STRUCTURAL - 1	vendor	Approval	NA
6007-PLN-CC1-18-54-1520	MECHANICAL/AIRLINE PIPING SCHEDULES AND DIAGRAMS	STRUCTURAL - 1	vendor	Approval	NA
6007-PLN-CC1-18-54- 1611	ELECTRICAL GROUNDING PLAN	STRUCTURAL - 1	vendor	Approval	NA
6007-PLN-CC1-18-54- 1613	ELECTRICAL EQUIPMENT PLAN	STRUCTURAL - 1	vendor	Approval	NA
6007-PLN-CC1-18-54- 1621	ELECTRICAL LIGHTING PLAN	STRUCTURAL - 1	vendor	Approval	NA
6007-PLN-CC1-18-54- 1622	ELECTRICAL LIGHTING SCHEDULES	STRUCTURAL - 1	vendor	Approval	NA
6007-PLN-CC1-18-54- 1623	PHOTOMETRIC LIGHTING PLAN	STRUCTURAL - 1	vendor	Approval	NA
6007-PLN-CC1-18-54- 1624	EM PHOTOMETRIC LIGHTING PLAN	STRUCTURAL - 1	vendor	Approval	NA
6007-PLN-CC1-18-54- 1641	ONELINE DIAGRAM	STRUCTURAL - 1	vendor	Approval	NA
6007-PLN-CC1-18-54-1643	PANEL SCHEDULES	STRUCTURAL - 1	vendor	Approval	NA
6007-PLN-GFG-00-50-P212	Beta East Northeast Solar Array Foundation Plans Cover	STRUCTURAL - 1	vendor	Approval	NA
6007-PLN-GFG-00-50-P213	Beta East Northeast Solar Array Foundation Plans Notes Sheet	STRUCTURAL - 1	vendor	Approval	NA

ABENER TEYMA MOJAVE

Compliance No.:	GEN-2				
Job :	Mojave Solar Project				
Date: 07/08/2014	Description: Structural Master Drawing List				
Sheet No.	Description	Applicable Condition of Certification	Vendor Supplied or EOR	Reason for Submittal	Revision
6007-PLN-GFG-00-50-P214	Beta East Northeast Solar Array Foundation Plans Foundation Working Points Layout I	STRUCTURAL - 1	vendor	Approval	NA
6007-PLN-GFG-00-50-P215	Beta East Northeast Foundation Plans Solar Array Foundation Working Points Layout II	STRUCTURAL - 1	vendor	Approval	NA
6007-PLN-GFG-00-50-P216	Beta East Northeast Foundation Plans Solar Array Foundation Working Points Layout III	STRUCTURAL - 1	vendor	Approval	NA
6007-PLN-GFG-00-50-P217	Beta East Northeast Foundation Plans Solar Array Foundation Working Points Layout IV	STRUCTURAL - 1	vendor	Approval	NA
6007-PLN-GFG-00-50-P218	Beta East Northeast Foundation Plans Solar Array Foundation Working Points Layout V	STRUCTURAL - 1	vendor	Approval	NA
6007-PLN-GFG-00-50-P219	Beta East Northeast Foundation Plans Solar Array Foundation Working Points Layout VI	STRUCTURAL - 1	vendor	Approval	NA
6007-PLN-GFG-00-50-P220	Beta East Northeast Foundation Plans Solar Array Foundation Working Points Layout VII	STRUCTURAL - 1	vendor	Approval	NA
6007-PLN-GFG-00-50-P221	Beta East Northeast Foundation Plans Solar Array Foundation Working Points Layout VIII	STRUCTURAL - 1	vendor	Approval	NA
6007-PLN-GFG-00-50-P222	Beta East Northeast Solar Array Foundation Plans Foundation Piles Location Data 1	STRUCTURAL - 1	vendor	Approval	NA
6007-PLN-GFG-00-50-P223	Beta East Northeast Solar Array Foundation Plans Foundation Piles Location Data 2	STRUCTURAL - 1	vendor	Approval	NA
6007-PLN-GFG-00-50-P224	Beta East Northeast Solar Array Foundation Plans Foundation Piles Location Data 3	STRUCTURAL - 1	vendor	Approval	NA
6007-PLN-GFG-00-50-P225	Beta East Northeast Solar Array Foundation Plans Foundation Piles Location Data 4	STRUCTURAL - 1	vendor	Approval	NA
6007-PLN-GFG-00-50-P226	Beta East Northeast Solar Array Foundation Plans Foundation Piles Location Data 5	STRUCTURAL - 1	vendor	Approval	NA
6007-PLN-GFG-00-50-P227	Beta East Northeast Solar Array Foundation Plans Foundation Piles Location Data 6	STRUCTURAL - 1	vendor	Approval	NA
6007-PLN-GFG-00-50-P228	Beta East Northeast Solar Array Foundation Plans Foundation Piles Location Data 7	STRUCTURAL - 1	vendor	Approval	NA
6007-PLN-GFG-00-50-P229	Beta East Northeast Solar Array Foundation Plans Foundation Piles Location Data 8	STRUCTURAL - 1	vendor	Approval	NA
6007-PLN-GFG-00-50-P230	Beta East Northeast Solar Array Foundation Plans Foundation Piles Location Data 9	STRUCTURAL - 1	vendor	Approval	NA
6007-PLN-GFG-00-50-P231	Beta East Northeast Solar Array Foundation Plans Foundation Piles Location Data 10	STRUCTURAL - 1	vendor	Approval	NA
6007-PLN-GFG-00-50-P232	Beta East Northeast Solar Array Foundation Plans Foundation Piles Location Data 11	STRUCTURAL - 1	vendor	Approval	NA
6007-PLN-GFG-00-50-P233	Beta East Northeast Solar Array Foundation Plans Foundation Piles Location Data 12	STRUCTURAL - 1	vendor	Approval	NA
6007-PLN-GFG-00-50-P234	Beta East Northeast Solar Array Foundation Plans Foundation Piles Location Data 13	STRUCTURAL - 1	vendor	Approval	NA
6007-PLN-GFG-00-50-P235	Beta East Northeast Solar Array Foundation Plans Foundation Piles Location Data 14	STRUCTURAL - 1	vendor	Approval	NA
6007-PLN-GFG-00-50-P236	Beta East Northeast Solar Array Foundation Plans Foundation Piles Location Data 15	STRUCTURAL - 1	vendor	Approval	NA
6007-PLN-GFG-00-50-P237	Beta East Northeast Solar Array Foundation Plans Foundation Piles Location Data 16	STRUCTURAL - 1	vendor	Approval	NA
6007-PLN-GFG-00-50-P238	Beta East Northeast Solar Array Foundation Plans Foundation Piles Location Data 17	STRUCTURAL - 1	vendor	Approval	NA
6007-PLN-GFG-00-50-P239	Beta East Northeast Solar Array Foundation Plans Foundation Piles Location Data 18	STRUCTURAL - 1	vendor	Approval	NA
6007-PLN-GFG-00-50-P240	Beta East Northeast Solar Array Foundation Plans Foundation Piles Location Data 19	STRUCTURAL - 1	vendor	Approval	NA
6007-PLN-GFG-00-50-P241	Beta East Northeast Solar Array Foundation Plans Foundation Piles Location Data 20	STRUCTURAL - 1	vendor	Approval	NA
6007-PLN-GFG-00-50-P242	Beta East Northeast Solar Array Foundation Plans Foundation Piles Location Data 21	STRUCTURAL - 1	vendor	Approval	NA
6007-PLN-GFG-00-50-P243	Beta East Northeast Solar Array Foundation Plans Foundation Piles Location Data 22	STRUCTURAL - 1	vendor	Approval	NA
6007-PLN-GFG-00-50-P244	Beta East Northeast Solar Array Foundation Plans Foundation Piles Location Data 23	STRUCTURAL - 1	vendor	Approval	NA
6007-PLN-GFG-00-50-P245	Beta East Northeast Solar Array Foundation Plans Foundation Piles Location Data 24	STRUCTURAL - 1	vendor	Approval	NA
6007-PLN-GFG-00-50-P246	Beta East Northeast Solar Array Foundation Plans Foundation Piles Location Data 25	STRUCTURAL - 1	vendor	Approval	NA
6007-PLN-GFG-00-50-P247	Beta East Northeast Solar Array Foundation Plans Foundation Piles Location Data 26	STRUCTURAL - 1	vendor	Approval	NA
6007-PLN-GFG-00-50-P248	Beta East Northeast Solar Array Foundation Plans Foundation Piles Location Data 27	STRUCTURAL - 1	vendor	Approval	NA
6007-PLN-GFG-00-50-P249	Beta East Northeast Solar Array Foundation Plans Foundation Piles Location Data 28	STRUCTURAL - 1	vendor	Approval	NA
6007-PLN-GFG-00-50-P250	Beta East Northeast Solar Array Foundation Plans Foundation Piles Location Data 29	STRUCTURAL - 1	vendor	Approval	NA
6007-PLN-GFG-00-50-P251	Beta East Northeast Solar Array Foundation Plans Foundation Piles Location Data 30	STRUCTURAL - 1	vendor	Approval	NA
6007-PLN-GFG-00-50-P252	Beta East Northeast Solar Array Foundation Plans Foundation Piles Location Data 31	STRUCTURAL - 1	vendor	Approval	NA
6007-PLN-GFG-00-50-P253	Beta East Northeast Solar Array Foundation Plans Foundation Piles Location Data 32	STRUCTURAL - 1	vendor	Approval	NA
6007-PLN-GFG-00-50-P254	Beta East Northeast Solar Array Foundation Plans Foundation Piles Location Data 33	STRUCTURAL - 1	vendor	Approval	NA
6007-PLN-GFG-00-50-P255	Beta East Northeast Solar Array Foundation Plans Foundation Piles Location Data 34	STRUCTURAL - 1	vendor	Approval	NA
6007-PLN-GFG-00-50-P256	Beta East Northeast Solar Array Foundation Plans Foundation Piles Location Data 35	STRUCTURAL - 1	vendor	Approval	NA
6007-PLN-GFG-00-50-P257	Beta East Northeast Solar Array Foundation Plans Foundation Piles Location Data 36	STRUCTURAL - 1	vendor	Approval	NA
6007-PLN-GFG-00-50-P258	Beta East Northeast Solar Array Foundation Plans Foundation Piles Location Data 37	STRUCTURAL - 1	vendor	Approval	NA
6007-PLN-GFG-00-50-P259	Beta East Northeast Solar Array Foundation Plans Foundation Piles Location Data 38	STRUCTURAL - 1	vendor	Approval	NA
6007-PLN-GFG-00-50-P260	Beta East Northeast Solar Array Foundation Plans Foundation Piles Location Data 39	STRUCTURAL - 1	vendor	Approval	NA
6007-PLN-GFG-00-50-P261	Beta East Northeast Solar Array Foundation Plans Foundation Piles Location Data 40	STRUCTURAL - 1	vendor	Approval	NA
6007-PLN-GFG-00-50-P262	Beta East Northeast Solar Array Foundation Plans Foundation Piles Location Data 41	STRUCTURAL - 1	vendor	Approval	NA
6007-PLN-GFG-00-50-P263	Beta East Northeast Solar Array Foundation Plans Foundation Piles Location Data 42	STRUCTURAL - 1	vendor	Approval	NA
6007-PLN-GFG-00-50-P264	Beta East Northeast Solar Array Foundation Plans Foundation Piles Location Data 43	STRUCTURAL - 1	vendor	Approval	NA
6007-PLN-GFG-00-50-P265	Beta East Northeast Solar Array Foundation Plans Foundation Piles Location Data 44	STRUCTURAL - 1	vendor	Approval	NA
6007-PLN-GFG-00-50-P266	Beta East Northeast Solar Array Foundation Plans Foundation Piles Location Data 45	STRUCTURAL - 1	vendor	Approval	NA
6007-PLN-GFG-00-50-P267	Beta East Northeast Solar Array Foundation Plans Foundation Piles Location Data 46	STRUCTURAL - 1	vendor	Approval	NA
6007-PLN-GFG-00-50-P268	Beta East Northeast Solar Array Foundation Plans Foundation Piles Location Data 47	STRUCTURAL - 1	vendor	Approval	NA
6007-PLN-GFG-00-50-P269	Beta East Northeast Solar Array Foundation Plans Foundation Piles Location Data 48	STRUCTURAL - 1	vendor	Approval	NA
6007-PLN-GFG-00-50-P270	Beta East Northeast Solar Array Foundation Plans Foundation Piles Location Data 49	STRUCTURAL - 1	vendor	Approval	NA
6007-PLN-GFG-00-50-P271	Beta East Northeast Solar Array Foundation Plans Foundation Piles Location Data 50	STRUCTURAL - 1	vendor	Approval	NA
6007-PLN-GFG-00-50-P272	Beta East Northeast Solar Array Foundation Plans Foundation Piles Location Data 51	STRUCTURAL - 1	vendor	Approval	NA
6007-PLN-GFG-00-50-P273	Beta East Northeast Solar Array Foundation Plans Foundation Piles Location Data 52	STRUCTURAL - 1	vendor	Approval	NA
6007-PLN-GFG-00-50-P274	Beta East Northeast Solar Array Foundation Plans Foundation Piles Location Data 53	STRUCTURAL - 1	vendor	Approval	NA
6007-PLN-GFG-00-50-P275	Beta East Northeast Solar Array Foundation Plans Foundation Piles Location Data 54	STRUCTURAL - 1	vendor	Approval	NA
6007-PLN-GFG-00-50-P276	Beta East Northeast Solar Array Foundation Plans Foundation Piles Location Data 55	STRUCTURAL - 1	vendor	Approval	NA
6007-PLN-GFG-00-50-P277	Beta East Northeast Solar Array Foundation Plans Foundation Piles Location Data 56	STRUCTURAL - 1	vendor	Approval	NA
6007-PLN-GFG-00-50-P278	Beta East Northeast Solar Array Foundation Plans Foundation Piles Location Data 57	STRUCTURAL - 1	vendor	Approval	NA
6007-PLN-GFG-00-50-P279	Beta East Northeast Solar Array Foundation Plans Foundation Piles Location Data 58	STRUCTURAL - 1	vendor	Approval	NA
6007-PLN-GFG-00-50-P280	Beta East Northeast Solar Array Foundation Plans Foundation Piles Location Data 59	STRUCTURAL - 1	vendor	Approval	NA
6007-PLN-GFG-00-50-P281	Beta East Northeast Solar Array Foundation Plans Foundation Piles Location Data 60	STRUCTURAL - 1	vendor	Approval	NA
6007-PLN-GFG-00-50-P282	Beta East Northeast Solar Array Foundation Plans Foundation Piles Location Data 61	STRUCTURAL - 1	vendor	Approval	NA
6007-PLN-GFG-00-50-P283	Beta East Northeast Solar Array Foundation Plans Foundation Piles Location Data 62	STRUCTURAL - 1	vendor	Approval	NA
6007-PLN-GFG-00-50-P284	Beta East Northeast Solar Array Foundation Plans Foundation Piles Location Data 63	STRUCTURAL - 1	vendor	Approval	NA
6007-PLN-GFG-00-50-P285	Beta East Northeast Solar Array Foundation Plans Foundation Piles Location Data 64	STRUCTURAL - 1	vendor	Approval	NA
6007-PLN-GFG-00-50-P286	Beta East Northeast Solar Array Foundation Plans Foundation Piles Location Data 65	STRUCTURAL - 1	vendor	Approval	NA
6007-PLN-GFG-00-50-P287	Beta East Northeast Solar Array Foundation Plans Foundation Piles Location Data 66	STRUCTURAL - 1	vendor	Approval	NA
6007-PLN-GFG-00-50-P143	Beta East Southeast Solar Array Foundation Plans Cover	STRUCTURAL - 1	vendor	Approval	NA
6007-PLN-GFG-00-50-P144	Beta East Southeast Solar Array Foundation Plans Notes Sheet	STRUCTURAL - 1	vendor	Approval	NA
6007-PLN-GFG-00-50-P145	Beta East Southeast Solar Array Foundation Plans Foundation Working Points Layout I	STRUCTURAL - 1	vendor	Approval	NA
6007-PLN-GFG-00-50-P146	Beta East Southeast Solar Array Foundation Plans Foundation Working Points Layout II	STRUCTURAL - 1	vendor	Approval	NA
6007-PLN-GFG-00-50-P147	Beta East Southeast Solar Array Foundation Plans Foundation Working Points Layout III	STRUCTURAL - 1	vendor	Approval	NA
6007-PLN-GFG-00-50-P148	Beta East Southeast Solar Array Foundation Plans Foundation Working Points Layout IV	STRUCTURAL - 1	vendor	Approval	NA
6007-PLN-GFG-00-50-P149	Beta East Southeast Solar Array Foundation Plans Foundation Working Points Layout V	STRUCTURAL - 1	vendor	Approval	NA
6007-PLN-GFG-00-50-P150	Beta East Southeast Solar Array Foundation Plans Foundation Working Points Layout VI	STRUCTURAL - 1	vendor	Approval	NA
6007-PLN-GFG-00-50-P151	Beta East Southeast Solar Array Foundation Plans Foundation Working Points Layout VII	STRUCTURAL - 1	vendor	Approval	NA
6007-PLN-GFG-00-50-P152	Beta East Southeast Solar Array Foundation Plans Foundation Piles Location Data 1	STRUCTURAL - 1	vendor	Approval	NA
6007-PLN-GFG-00-50-P153	Beta East Southeast Solar Array Foundation Plans Foundation Piles Location Data 2	STRUCTURAL - 1	vendor	Approval	NA
6007-PLN-GFG-00-50-P154	Beta East Southeast Solar Array Foundation Plans Foundation Piles Location Data 3	STRUCTURAL - 1	vendor	Approval	NA
6007-PLN-GFG-00-50-P155	Beta East Southeast Solar Array Foundation Plans Foundation Piles Location Data 4	STRUCTURAL - 1	vendor	Approval	NA
6007-PLN-GFG-00-50-P156	Beta East Southeast Solar Array Foundation Plans Foundation Piles Location Data 5	STRUCTURAL - 1	vendor	Approval	NA
6007-PLN-GFG-00-50-P157	Beta East Southeast Solar Array Foundation Plans Foundation Piles Location Data 6	STRUCTURAL - 1	vendor	Approval	NA
6007-PLN-GFG-00-50-P158	Beta East Southeast Solar Array Foundation Plans Foundation Piles Location Data 7	STRUCTURAL - 1	vendor	Approval	NA
6007-PLN-GFG-00-50-P159	Beta East Southeast Solar Array Foundation Plans Foundation Piles Location Data 8	STRUCTURAL - 1	vendor	Approval	NA
6007-PLN-GFG-00-50-P160	Beta East Southeast Solar Array Foundation Plans Foundation Piles Location Data 9	STRUCTURAL - 1	vendor	Approval	NA

ABENER TEYMA MOJAVE

Compliance No.:	GEN-2				
Job :	Mojave Solar Project				
Date: 07/08/2014	Description: Structural Master Drawing List				
Sheet No.	Description	Applicable Condition of Certification	Vendor Supplied or EOR	Reason for Submittal	Revision
6007-PLN-GFG-00-50-P161	Beta East Southeast Solar Array Foundation Plans Foundation Piles Location Data 10	STRUCTURAL - 1	vendor	Approval	NA
6007-PLN-GFG-00-50-P162	Beta East Southeast Solar Array Foundation Plans Foundation Piles Location Data 11	STRUCTURAL - 1	vendor	Approval	NA
6007-PLN-GFG-00-50-P163	Beta East Southeast Solar Array Foundation Plans Foundation Piles Location Data 12	STRUCTURAL - 1	vendor	Approval	NA
6007-PLN-GFG-00-50-P164	Beta East Southeast Solar Array Foundation Plans Foundation Piles Location Data 13	STRUCTURAL - 1	vendor	Approval	NA
6007-PLN-GFG-00-50-P165	Beta East Southeast Solar Array Foundation Plans Foundation Piles Location Data 14	STRUCTURAL - 1	vendor	Approval	NA
6007-PLN-GFG-00-50-P166	Beta East Southeast Solar Array Foundation Plans Foundation Piles Location Data 15	STRUCTURAL - 1	vendor	Approval	NA
6007-PLN-GFG-00-50-P167	Beta East Southeast Solar Array Foundation Plans Foundation Piles Location Data 16	STRUCTURAL - 1	vendor	Approval	NA
6007-PLN-GFG-00-50-P168	Beta East Southeast Solar Array Foundation Plans Foundation Piles Location Data 17	STRUCTURAL - 1	vendor	Approval	NA
6007-PLN-GFG-00-50-P169	Beta East Southeast Solar Array Foundation Plans Foundation Piles Location Data 18	STRUCTURAL - 1	vendor	Approval	NA
6007-PLN-GFG-00-50-P170	Beta East Southeast Solar Array Foundation Plans Foundation Piles Location Data 19	STRUCTURAL - 1	vendor	Approval	NA
6007-PLN-GFG-00-50-P171	Beta East Southeast Solar Array Foundation Plans Foundation Piles Location Data 20	STRUCTURAL - 1	vendor	Approval	NA
6007-PLN-GFG-00-50-P172	Beta East Southeast Solar Array Foundation Plans Foundation Piles Location Data 21	STRUCTURAL - 1	vendor	Approval	NA
6007-PLN-GFG-00-50-P173	Beta East Southeast Solar Array Foundation Plans Foundation Piles Location Data 22	STRUCTURAL - 1	vendor	Approval	NA
6007-PLN-GFG-00-50-P174	Beta East Southeast Solar Array Foundation Plans Foundation Piles Location Data 23	STRUCTURAL - 1	vendor	Approval	NA
6007-PLN-GFG-00-50-P175	Beta East Southeast Solar Array Foundation Plans Foundation Piles Location Data 24	STRUCTURAL - 1	vendor	Approval	NA
6007-PLN-GFG-00-50-P176	Beta East Southeast Solar Array Foundation Plans Foundation Piles Location Data 25	STRUCTURAL - 1	vendor	Approval	NA
6007-PLN-GFG-00-50-P177	Beta East Southeast Solar Array Foundation Plans Foundation Piles Location Data 26	STRUCTURAL - 1	vendor	Approval	NA
6007-PLN-GFG-00-50-P178	Beta East Southeast Solar Array Foundation Plans Foundation Piles Location Data 27	STRUCTURAL - 1	vendor	Approval	NA
6007-PLN-GFG-00-50-P179	Beta East Southeast Solar Array Foundation Plans Foundation Piles Location Data 28	STRUCTURAL - 1	vendor	Approval	NA
6007-PLN-GFG-00-50-P180	Beta East Southeast Solar Array Foundation Plans Foundation Piles Location Data 29	STRUCTURAL - 1	vendor	Approval	NA
6007-PLN-GFG-00-50-P181	Beta East Southeast Solar Array Foundation Plans Foundation Piles Location Data 30	STRUCTURAL - 1	vendor	Approval	NA
6007-PLN-GFG-00-50-P182	Beta East Southeast Solar Array Foundation Plans Foundation Piles Location Data 31	STRUCTURAL - 1	vendor	Approval	NA
6007-PLN-GFG-00-50-P183	Beta East Southeast Solar Array Foundation Plans Foundation Piles Location Data 32	STRUCTURAL - 1	vendor	Approval	NA
6007-PLN-GFG-00-50-P184	Beta East Southeast Solar Array Foundation Plans Foundation Piles Location Data 33	STRUCTURAL - 1	vendor	Approval	NA
6007-PLN-GFG-00-50-P185	Beta East Southeast Solar Array Foundation Plans Foundation Piles Location Data 34	STRUCTURAL - 1	vendor	Approval	NA
6007-PLN-GFG-00-50-P186	Beta East Southeast Solar Array Foundation Plans Foundation Piles Location Data 35	STRUCTURAL - 1	vendor	Approval	NA
6007-PLN-GFG-00-50-P187	Beta East Southeast Solar Array Foundation Plans Foundation Piles Location Data 36	STRUCTURAL - 1	vendor	Approval	NA
6007-PLN-GFG-00-50-P188	Beta East Southeast Solar Array Foundation Plans Foundation Piles Location Data 37	STRUCTURAL - 1	vendor	Approval	NA
6007-PLN-GFG-00-50-P189	Beta East Southeast Solar Array Foundation Plans Foundation Piles Location Data 38	STRUCTURAL - 1	vendor	Approval	NA
6007-PLN-GFG-00-50-P190	Beta East Southeast Solar Array Foundation Plans Foundation Piles Location Data 39	STRUCTURAL - 1	vendor	Approval	NA
6007-PLN-GFG-00-50-P191	Beta East Southeast Solar Array Foundation Plans Foundation Piles Location Data 40	STRUCTURAL - 1	vendor	Approval	NA
6007-PLN-GFG-00-50-P192	Beta East Southeast Solar Array Foundation Plans Foundation Piles Location Data 41	STRUCTURAL - 1	vendor	Approval	NA
6007-PLN-GFG-00-50-P193	Beta East Southeast Solar Array Foundation Plans Foundation Piles Location Data 42	STRUCTURAL - 1	vendor	Approval	NA
6007-PLN-GFG-00-50-P194	Beta East Southeast Solar Array Foundation Plans Foundation Piles Location Data 43	STRUCTURAL - 1	vendor	Approval	NA
6007-PLN-GFG-00-50-P195	Beta East Southeast Solar Array Foundation Plans Foundation Piles Location Data 44	STRUCTURAL - 1	vendor	Approval	NA
6007-PLN-GFG-00-50-P196	Beta East Southeast Solar Array Foundation Plans Foundation Piles Location Data 45	STRUCTURAL - 1	vendor	Approval	NA
6007-PLN-GFG-00-50-P197	Beta East Southeast Solar Array Foundation Plans Foundation Piles Location Data 46	STRUCTURAL - 1	vendor	Approval	NA
6007-PLN-GFG-00-50-P198	Beta East Southeast Solar Array Foundation Plans Foundation Piles Location Data 47	STRUCTURAL - 1	vendor	Approval	NA
6007-PLN-GFG-00-50-P199	Beta East Southeast Solar Array Foundation Plans Foundation Piles Location Data 48	STRUCTURAL - 1	vendor	Approval	NA
6007-PLN-GFG-00-50-P200	Beta East Southeast Solar Array Foundation Plans Foundation Piles Location Data 49	STRUCTURAL - 1	vendor	Approval	NA
6007-PLN-GFG-00-50-P201	Beta East Southeast Solar Array Foundation Plans Foundation Piles Location Data 50	STRUCTURAL - 1	vendor	Approval	NA
6007-PLN-GFG-00-50-P202	Beta East Southeast Solar Array Foundation Plans Foundation Piles Location Data 51	STRUCTURAL - 1	vendor	Approval	NA
6007-PLN-GFG-00-50-P203	Beta East Southeast Solar Array Foundation Plans Foundation Piles Location Data 52	STRUCTURAL - 1	vendor	Approval	NA
6007-PLN-GFG-00-50-P204	Beta East Southeast Solar Array Foundation Plans Foundation Piles Location Data 53	STRUCTURAL - 1	vendor	Approval	NA
6007-PLN-GFG-00-50-P205	Beta East Southeast Solar Array Foundation Plans Foundation Piles Location Data 54	STRUCTURAL - 1	vendor	Approval	NA
6007-PLN-GFG-00-50-P206	Beta East Southeast Solar Array Foundation Plans Foundation Piles Location Data 55	STRUCTURAL - 1	vendor	Approval	NA
6007-PLN-GFG-00-50-P207	Beta East Southeast Solar Array Foundation Plans Foundation Piles Location Data 56	STRUCTURAL - 1	vendor	Approval	NA
6007-PLN-GFG-00-50-P208	Beta East Southeast Solar Array Foundation Plans Foundation Piles Location Data 57	STRUCTURAL - 1	vendor	Approval	NA
6007-PLN-GFG-00-50-P209	Beta East Southeast Solar Array Foundation Plans Foundation Piles Location Data 58	STRUCTURAL - 1	vendor	Approval	NA
6007-PLN-GFG-00-50-P210	Beta East Southeast Solar Array Foundation Plans Foundation Piles Location Data 59	STRUCTURAL - 1	vendor	Approval	NA
6007-PLN-GFG-00-50-P211	Beta East Southeast Solar Array Foundation Plans Foundation Piles Location Data 60	STRUCTURAL - 1	vendor	Approval	NA
6007-PLN-GFG-00-50-P288	Beta East Southeast Solar Array Foundation Plans Foundation Piles Location Data 60	STRUCTURAL - 1	vendor	Approval	NA
6007-PLN-GFG-00-50-P289	Beta East Southeast Solar Array Foundation Plans Foundation Piles Location Data 60	STRUCTURAL - 1	vendor	Approval	NA
6007-PLN-GFG-00-50-P290	Beta East Southeast Solar Array Foundation Plans Foundation Piles Location Data 60	STRUCTURAL - 1	vendor	Approval	NA
6007-PLN-GFG-00-50-P291	Beta East Southeast Solar Array Foundation Plans Foundation Piles Location Data 60	STRUCTURAL - 1	vendor	Approval	NA
6007-PLN-GFG-00-50-P292	Beta East Southeast Solar Array Foundation Plans Foundation Piles Location Data 60	STRUCTURAL - 1	vendor	Approval	NA
6007-PLN-GFG-00-50-P293	Beta East Southeast Solar Array Foundation Plans Foundation Piles Location Data 60	STRUCTURAL - 1	vendor	Approval	NA
6007-PLN-GFG-00-50-P294	Beta East Southeast Solar Array Foundation Plans Foundation Piles Location Data 60	STRUCTURAL - 1	vendor	Approval	NA
6007-PLN-GFG-00-50-P295	Beta East Southeast Solar Array Foundation Plans Foundation Piles Location Data 60	STRUCTURAL - 1	vendor	Approval	NA
6007-PLN-GFG-00-50-P296	Beta East Southeast Solar Array Foundation Plans Foundation Piles Location Data 60	STRUCTURAL - 1	vendor	Approval	NA
6007-PLN-GFG-00-50-P297	Beta East Southeast Solar Array Foundation Plans Foundation Piles Location Data 60	STRUCTURAL - 1	vendor	Approval	NA
6007-PLN-GFG-00-50-P298	Beta East Southeast Solar Array Foundation Plans Foundation Piles Location Data 60	STRUCTURAL - 1	vendor	Approval	NA
6007-PLN-GFG-00-50-P299	Beta East Southeast Solar Array Foundation Plans Foundation Piles Location Data 60	STRUCTURAL - 1	vendor	Approval	NA
6007-PLN-GFG-00-50-P300	Beta East Southeast Solar Array Foundation Plans Foundation Piles Location Data 60	STRUCTURAL - 1	vendor	Approval	NA
6007-PLN-GFG-00-50-P301	Beta East Southeast Solar Array Foundation Plans Foundation Piles Location Data 60	STRUCTURAL - 1	vendor	Approval	NA
6007-PLN-GFG-00-50-P302	Beta East Southeast Solar Array Foundation Plans Foundation Piles Location Data 60	STRUCTURAL - 1	vendor	Approval	NA
6007-PLN-GFG-00-50-P303	Beta East Southeast Solar Array Foundation Plans Foundation Piles Location Data 60	STRUCTURAL - 1	vendor	Approval	NA
6007-PLN-GFG-00-50-P304	Beta East Southeast Solar Array Foundation Plans Foundation Piles Location Data 60	STRUCTURAL - 1	vendor	Approval	NA
6007-PLN-GFG-00-50-P305	Beta East Southeast Solar Array Foundation Plans Foundation Piles Location Data 60	STRUCTURAL - 1	vendor	Approval	NA
6007-PLN-GFG-00-50-P306	Beta East Southeast Solar Array Foundation Plans Foundation Piles Location Data 60	STRUCTURAL - 1	vendor	Approval	NA
6007-PLN-GFG-00-50-P307	Beta East Southeast Solar Array Foundation Plans Foundation Piles Location Data 60	STRUCTURAL - 1	vendor	Approval	NA
6007-PLN-GFG-00-50-P308	Beta East Southeast Solar Array Foundation Plans Foundation Piles Location Data 60	STRUCTURAL - 1	vendor	Approval	NA
6007-PLN-GFG-00-50-P309	Beta East Southeast Solar Array Foundation Plans Foundation Piles Location Data 60	STRUCTURAL - 1	vendor	Approval	NA
6007-PLN-GFG-00-50-P310	Beta East Southeast Solar Array Foundation Plans Foundation Piles Location Data 60	STRUCTURAL - 1	vendor	Approval	NA
6007-PLN-GFG-00-50-P311	Beta East Southeast Solar Array Foundation Plans Foundation Piles Location Data 60	STRUCTURAL - 1	vendor	Approval	NA
6007-PLN-GFG-00-50-P312	Beta East Southeast Solar Array Foundation Plans Foundation Piles Location Data 60	STRUCTURAL - 1	vendor	Approval	NA
6007-PLN-GFG-00-50-P313	Beta East Southeast Solar Array Foundation Plans Foundation Piles Location Data 60	STRUCTURAL - 1	vendor	Approval	NA
6007-PLN-GFG-00-50-P314	Beta East Southeast Solar Array Foundation Plans Foundation Piles Location Data 60	STRUCTURAL - 1	vendor	Approval	NA
6007-PLN-GFG-00-50-P315	Beta East Southeast Solar Array Foundation Plans Foundation Piles Location Data 60	STRUCTURAL - 1	vendor	Approval	NA
6007-PLN-GFG-00-50-P316	Beta East Southeast Solar Array Foundation Plans Foundation Piles Location Data 60	STRUCTURAL - 1	vendor	Approval	NA
6007-PLN-GFG-00-50-P317	Beta East Southeast Solar Array Foundation Plans Foundation Piles Location Data 60	STRUCTURAL - 1	vendor	Approval	NA
6007-PLN-GFG-00-50-P318	Beta East Southeast Solar Array Foundation Plans Foundation Piles Location Data 60	STRUCTURAL - 1	vendor	Approval	NA
6007-PLN-GFG-00-50-P319	Beta East Southeast Solar Array Foundation Plans Foundation Piles Location Data 60	STRUCTURAL - 1	vendor	Approval	NA
6007-PLN-GFG-00-50-P320	Beta East Southeast Solar Array Foundation Plans Foundation Piles Location Data 60	STRUCTURAL - 1	vendor	Approval	NA
6007-PLN-GFG-00-50-P321	Beta East Southeast Solar Array Foundation Plans Foundation Piles Location Data 60	STRUCTURAL - 1	vendor	Approval	NA

ABENER TEYMA
MOJAVE

Compliance No.:	GEN-2				
Job :	Mojave Solar Project				
Date: 07/08/2014	Description: Structural Master Drawing List				
Sheet No.	Description	Applicable Condition of Certification	Vendor Supplied or EOR	Reason for Submittal	Revision
6007-PLN-GFG-00-50-P322	Beta East Southeast Solar Array Foundation Plans Foundation Piles Location Data 60	STRUCTURAL - 1	vendor	Approval	NA
6007-PLN-GFG-00-50-P323	Beta East Southeast Solar Array Foundation Plans Foundation Piles Location Data 60	STRUCTURAL - 1	vendor	Approval	NA
6007-PLN-GFG-00-50-P324	Beta East Southeast Solar Array Foundation Plans Foundation Piles Location Data 60	STRUCTURAL - 1	vendor	Approval	NA
6007-PLN-GFG-00-50-P325	Beta East Southeast Solar Array Foundation Plans Foundation Piles Location Data 60	STRUCTURAL - 1	vendor	Approval	NA
6007-PLN-GFG-00-50-P326	Beta East Southeast Solar Array Foundation Plans Foundation Piles Location Data 60	STRUCTURAL - 1	vendor	Approval	NA
6007-PLN-GFG-00-50-P327	Beta East Southeast Solar Array Foundation Plans Foundation Piles Location Data 60	STRUCTURAL - 1	vendor	Approval	NA
6007-PLN-GFG-00-50-P328	Beta East Southeast Solar Array Foundation Plans Foundation Piles Location Data 60	STRUCTURAL - 1	vendor	Approval	NA
6007-PLN-GFG-00-50-P329	Beta East Southeast Solar Array Foundation Plans Foundation Piles Location Data 60	STRUCTURAL - 1	vendor	Approval	NA
6007-PLN-GFG-00-50-P330	Beta East Southeast Solar Array Foundation Plans Foundation Piles Location Data 60	STRUCTURAL - 1	vendor	Approval	NA
6007-PLN-GFG-00-50-P331	Beta East Southeast Solar Array Foundation Plans Foundation Piles Location Data 60	STRUCTURAL - 1	vendor	Approval	NA
6007-PLN-GFG-00-50-P332	Beta East Southeast Solar Array Foundation Plans Foundation Piles Location Data 60	STRUCTURAL - 1	vendor	Approval	NA
6007-PLN-GFG-00-50-P333	Beta East Southeast Solar Array Foundation Plans Foundation Piles Location Data 60	STRUCTURAL - 1	vendor	Approval	NA
6007-PLN-GFG-00-50-P334	Beta East Southeast Solar Array Foundation Plans Foundation Piles Location Data 60	STRUCTURAL - 1	vendor	Approval	NA
6007-PLN-GFG-00-50-P335	Beta East Southeast Solar Array Foundation Plans Foundation Piles Location Data 60	STRUCTURAL - 1	vendor	Approval	NA
6007-PLN-GFG-00-50-P336	Beta East Southeast Solar Array Foundation Plans Foundation Piles Location Data 60	STRUCTURAL - 1	vendor	Approval	NA
6007-PLN-GFG-00-50-P337	Beta East Southeast Solar Array Foundation Plans Foundation Piles Location Data 60	STRUCTURAL - 1	vendor	Approval	NA
6007-PLN-GFG-00-50-P338	Beta East Southeast Solar Array Foundation Plans Foundation Piles Location Data 60	STRUCTURAL - 1	vendor	Approval	NA
6007-PLN-GFG-00-50-P339	Beta East Southeast Solar Array Foundation Plans Foundation Piles Location Data 60	STRUCTURAL - 1	vendor	Approval	NA
6007-PLN-GFG-00-50-P340	Beta East Southeast Solar Array Foundation Plans Foundation Piles Location Data 60	STRUCTURAL - 1	vendor	Approval	NA
6007-PLN-GFG-00-50-P341	Beta East Southeast Solar Array Foundation Plans Foundation Piles Location Data 60	STRUCTURAL - 1	vendor	Approval	NA
6007-PLN-GFG-00-50-P342	Beta East Southeast Solar Array Foundation Plans Foundation Piles Location Data 60	STRUCTURAL - 1	vendor	Approval	NA
6007-PLN-GFG-00-50-P343	Beta East Southeast Solar Array Foundation Plans Foundation Piles Location Data 60	STRUCTURAL - 1	vendor	Approval	NA
6007-PLN-GFG-00-50-P344	Beta East Southeast Solar Array Foundation Plans Foundation Piles Location Data 60	STRUCTURAL - 1	vendor	Approval	NA
6007-PLN-GFG-00-50-P345	Beta East Southeast Solar Array Foundation Plans Foundation Piles Location Data 60	STRUCTURAL - 1	vendor	Approval	NA
6007-PLN-GFG-00-50-P346	Beta East Southeast Solar Array Foundation Plans Foundation Piles Location Data 60	STRUCTURAL - 1	vendor	Approval	NA
6007-PLN-GFG-00-50-P347	North Alpha West Foundation Plans Cover	STRUCTURAL - 1	vendor	Approval	NA
6007-PLN-GFG-00-50-P348	North Alpha West Foundation Plans Notes Sheet	STRUCTURAL - 1	vendor	Approval	NA
6007-PLN-GFG-00-50-P349	North Alpha West Foundation Plans Working Points Layout I	STRUCTURAL - 1	vendor	Approval	NA
6007-PLN-GFG-00-50-P350	North Alpha West Foundation Plans Working Points Layout II	STRUCTURAL - 1	vendor	Approval	NA
6007-PLN-GFG-00-50-P351	North Alpha West Foundation Plans Working Points Layout III	STRUCTURAL - 1	vendor	Approval	NA
6007-PLN-GFG-00-50-P352	North Alpha West Foundation Plans Working Points IV	STRUCTURAL - 1	vendor	Approval	NA
6007-PLN-GFG-00-50-P353	North Alpha West Foundation Plans Working Points Layout V	STRUCTURAL - 1	vendor	Approval	NA
6007-PLN-GFG-00-50-P354	North Alpha West Foundation Plans Working Points Layout VI	STRUCTURAL - 1	vendor	Approval	NA
6007-PLN-GFG-00-50-P355	North Alpha West Foundation Plans Working Points Layout VII	STRUCTURAL - 1	vendor	Approval	NA
6007-PLN-GFG-00-50-P356	North Alpha West Foundation Plans Working Points Layout VIII	STRUCTURAL - 1	vendor	Approval	NA
6007-PLN-GFG-00-50-P357	North Alpha West Foundation Plans Piles Location Data 1	STRUCTURAL - 1	vendor	Approval	NA
6007-PLN-GFG-00-50-P358	North Alpha West Foundation Plans Piles Location Data 2	STRUCTURAL - 1	vendor	Approval	NA
6007-PLN-GFG-00-50-P359	North Alpha West Foundation Plans Piles Location Data 3	STRUCTURAL - 1	vendor	Approval	NA
6007-PLN-GFG-00-50-P360	North Alpha West Foundation Plans Piles Location Data 4	STRUCTURAL - 1	vendor	Approval	NA
6007-PLN-GFG-00-50-P361	North Alpha West Foundation Plans Piles Location Data 5	STRUCTURAL - 1	vendor	Approval	NA
6007-PLN-GFG-00-50-P362	North Alpha West Foundation Plans Piles Location Data 6	STRUCTURAL - 1	vendor	Approval	NA
6007-PLN-GFG-00-50-P363	North Alpha West Foundation Plans Piles Location Data 7	STRUCTURAL - 1	vendor	Approval	NA
6007-PLN-GFG-00-50-P364	North Alpha West Foundation Plans Piles Location Data 8	STRUCTURAL - 1	vendor	Approval	NA
6007-PLN-GFG-00-50-P365	North Alpha West Foundation Plans Piles Location Data 9	STRUCTURAL - 1	vendor	Approval	NA
6007-PLN-GFG-00-50-P366	North Alpha West Foundation Plans Piles Location Data 10	STRUCTURAL - 1	vendor	Approval	NA
6007-PLN-GFG-00-50-P367	North Alpha West Foundation Plans Piles Location Data 11	STRUCTURAL - 1	vendor	Approval	NA
6007-PLN-GFG-00-50-P368	North Alpha West Foundation Plans Piles Location Data 12	STRUCTURAL - 1	vendor	Approval	NA
6007-PLN-GFG-00-50-P369	North Alpha West Foundation Plans Piles Location Data 13	STRUCTURAL - 1	vendor	Approval	NA
6007-PLN-GFG-00-50-P370	North Alpha West Foundation Plans Piles Location Data 14	STRUCTURAL - 1	vendor	Approval	NA
6007-PLN-GFG-00-50-P371	North Alpha West Foundation Plans Piles Location Data 15	STRUCTURAL - 1	vendor	Approval	NA
6007-PLN-GFG-00-50-P372	North Alpha West Foundation Plans Piles Location Data 16	STRUCTURAL - 1	vendor	Approval	NA
6007-PLN-GFG-00-50-P373	North Alpha West Foundation Plans Piles Location Data 17	STRUCTURAL - 1	vendor	Approval	NA
6007-PLN-GFG-00-50-P374	North Alpha West Foundation Plans Piles Location Data 18	STRUCTURAL - 1	vendor	Approval	NA
6007-PLN-GFG-00-50-P375	North Alpha West Foundation Plans Piles Location Data 19	STRUCTURAL - 1	vendor	Approval	NA
6007-PLN-GFG-00-50-P376	North Alpha West Foundation Plans Piles Location Data 20	STRUCTURAL - 1	vendor	Approval	NA
6007-PLN-GFG-00-50-P377	North Alpha West Foundation Plans Piles Location Data 21	STRUCTURAL - 1	vendor	Approval	NA
6007-PLN-GFG-00-50-P378	North Alpha West Foundation Plans Piles Location Data 22	STRUCTURAL - 1	vendor	Approval	NA
6007-PLN-GFG-00-50-P379	North Alpha West Foundation Plans Piles Location Data 23	STRUCTURAL - 1	vendor	Approval	NA
6007-PLN-GFG-00-50-P380	North Alpha West Foundation Plans Piles Location Data 24	STRUCTURAL - 1	vendor	Approval	NA
6007-PLN-GFG-00-50-P381	North Alpha West Foundation Plans Piles Location Data 25	STRUCTURAL - 1	vendor	Approval	NA
6007-PLN-GFG-00-50-P382	North Alpha West Foundation Plans Piles Location Data 26	STRUCTURAL - 1	vendor	Approval	NA
6007-PLN-GFG-00-50-P383	North Alpha West Foundation Plans Piles Location Data 27	STRUCTURAL - 1	vendor	Approval	NA
6007-PLN-GFG-00-50-P384	North Alpha West Foundation Plans Piles Location Data 28	STRUCTURAL - 1	vendor	Approval	NA
6007-PLN-GFG-00-50-P385	North Alpha West Foundation Plans Piles Location Data 29	STRUCTURAL - 1	vendor	Approval	NA
6007-PLN-GFG-00-50-P386	North Alpha West Foundation Plans Piles Location Data 30	STRUCTURAL - 1	vendor	Approval	NA
6007-PLN-GFG-00-50-P387	North Alpha West Foundation Plans Piles Location Data 31	STRUCTURAL - 1	vendor	Approval	NA
6007-PLN-GFG-00-50-P388	North Alpha West Foundation Plans Piles Location Data 32	STRUCTURAL - 1	vendor	Approval	NA
6007-PLN-GFG-00-50-P389	North Alpha West Foundation Plans Piles Location Data 33	STRUCTURAL - 1	vendor	Approval	NA
6007-PLN-GFG-00-50-P390	North Alpha West Foundation Plans Piles Location Data 34	STRUCTURAL - 1	vendor	Approval	NA
6007-PLN-GFG-00-50-P391	North Alpha West Foundation Plans Piles Location Data 35	STRUCTURAL - 1	vendor	Approval	NA
6007-PLN-GFG-00-50-P392	North Alpha West Foundation Plans Piles Location Data 36	STRUCTURAL - 1	vendor	Approval	NA
6007-PLN-GFG-00-50-P393	North Alpha West Foundation Plans Piles Location Data 37	STRUCTURAL - 1	vendor	Approval	NA
6007-PLN-GFG-00-50-P394	North Alpha West Foundation Plans Piles Location Data 38	STRUCTURAL - 1	vendor	Approval	NA
6007-PLN-GFG-00-50-P395	North Alpha West Foundation Plans Piles Location Data 39	STRUCTURAL - 1	vendor	Approval	NA
6007-PLN-GFG-00-50-P396	North Alpha West Foundation Plans Piles Location Data 40	STRUCTURAL - 1	vendor	Approval	NA
6007-PLN-GFG-00-50-P397	North Alpha West Foundation Plans Piles Location Data 41	STRUCTURAL - 1	vendor	Approval	NA
6007-PLN-GFG-00-50-P398	North Alpha West Foundation Plans Piles Location Data 42	STRUCTURAL - 1	vendor	Approval	NA
6007-PLN-GFG-00-50-P399	North Alpha West Foundation Plans Piles Location Data 43	STRUCTURAL - 1	vendor	Approval	NA
6007-PLN-GFG-00-50-P400	North Alpha West Foundation Plans Piles Location Data 44	STRUCTURAL - 1	vendor	Approval	NA
6007-PLN-GFG-00-50-P401	North Alpha West Foundation Plans Piles Location Data 45	STRUCTURAL - 1	vendor	Approval	NA
6007-PLN-GFG-00-50-P402	North Alpha West Foundation Plans Piles Location Data 46	STRUCTURAL - 1	vendor	Approval	NA
6007-PLN-GFG-00-50-P403	North Alpha West Foundation Plans Piles Location Data 47	STRUCTURAL - 1	vendor	Approval	NA
6007-PLN-GFG-00-50-P404	North Alpha West Foundation Plans Piles Location Data 48	STRUCTURAL - 1	vendor	Approval	NA
6007-PLN-GFG-00-50-P405	North Alpha West Foundation Plans Piles Location Data 49	STRUCTURAL - 1	vendor	Approval	NA
6007-PLN-GFG-00-50-P406	North Alpha West Foundation Plans Piles Location Data 50	STRUCTURAL - 1	vendor	Approval	NA

ABENER TEYMA MOJAVE

Compliance No.:	GEN-2				
Job :	Mojave Solar Project				
Date: 07/08/2014	Description: Structural Master Drawing List				
Sheet No.	Description	Applicable Condition of Certification	Vendor Supplied or EOR	Reason for Submittal	Revision
6007-PLN-GFG-00-50-P407	North Alpha West Foundation Plans Piles Location Data 51	STRUCTURAL - 1	vendor	Approval	NA
6007-PLN-GFG-00-50-P408	North Alpha West Foundation Plans Piles Location Data 52	STRUCTURAL - 1	vendor	Approval	NA
6007-PLN-GFG-00-50-P409	North Alpha West Foundation Plans Piles Location Data 53	STRUCTURAL - 1	vendor	Approval	NA
6007-PLN-GFG-00-50-P410	North Alpha West Foundation Plans Piles Location Data 54	STRUCTURAL - 1	vendor	Approval	NA
6007-PLN-GFG-00-50-P411	North Alpha West Foundation Plans Piles Location Data 55	STRUCTURAL - 1	vendor	Approval	NA
6007-PLN-GFG-00-50-P412	North Alpha West Foundation Plans Piles Location Data 56	STRUCTURAL - 1	vendor	Approval	NA
6007-PLN-GFG-00-50-P413	North Alpha West Foundation Plans Piles Location Data 57	STRUCTURAL - 1	vendor	Approval	NA
6007-PLN-GFG-00-50-P414	North Alpha West Foundation Plans Piles Location Data 58	STRUCTURAL - 1	vendor	Approval	NA
6007-PLN-GFG-00-50-P415	North Alpha West Foundation Plans Piles Location Data 59	STRUCTURAL - 1	vendor	Approval	NA
6007-PLN-GFG-00-50-P416	North Alpha West Foundation Plans Piles Location Data 60	STRUCTURAL - 1	vendor	Approval	NA
6007-PLN-GFG-00-50-P417	North Alpha West Foundation Plans Piles Location Data 61	STRUCTURAL - 1	vendor	Approval	NA
6007-PLN-GFG-00-50-P418	North Alpha West Foundation Plans Piles Location Data 62	STRUCTURAL - 1	vendor	Approval	NA
6007-PLN-GFG-00-50-P084	North Alpha West Foundation Plans Piles Location Data 63	STRUCTURAL - 1	vendor	Approval	NA
6007-PLN-GFG-00-50-P085	North Alpha West Foundation Plans Piles Location Data 64	STRUCTURAL - 1	vendor	Approval	NA
6007-PLN-GFG-00-50-P086	North Alpha West Foundation Plans Piles Location Data 65	STRUCTURAL - 1	vendor	Approval	NA
6007-PLN-GFG-00-50-P087	North Alpha West Foundation Plans Piles Location Data 66	STRUCTURAL - 1	vendor	Approval	NA
6007-PLN-GFG-00-50-P088	North Alpha West Foundation Plans Piles Location Data 67	STRUCTURAL - 1	vendor	Approval	NA
6007-PLN-GFG-00-50-P089	North Alpha West Foundation Plans Piles Location Data 68	STRUCTURAL - 1	vendor	Approval	NA
6007-PLN-GFG-00-50-P090	South Alpha East Foundation Plans Working Points Layout V	STRUCTURAL - 1	vendor	Approval	NA
6007-PLN-GFG-00-50-P091	South Alpha East Foundation Plans Piles Location Data 1	STRUCTURAL - 1	vendor	Approval	NA
6007-PLN-GFG-00-50-P092	South Alpha East Foundation Plans Piles Location Data 2	STRUCTURAL - 1	vendor	Approval	NA
6007-PLN-GFG-00-50-P093	South Alpha East Foundation Plans Piles Location Data 3	STRUCTURAL - 1	vendor	Approval	NA
6007-PLN-GFG-00-50-P094	South Alpha East Foundation Plans Piles Location Data 4	STRUCTURAL - 1	vendor	Approval	NA
6007-PLN-GFG-00-50-P095	South Alpha East Foundation Plans Piles Location Data 5	STRUCTURAL - 1	vendor	Approval	NA
6007-PLN-GFG-00-50-P096	South Alpha East Foundation Plans Piles Location Data 6	STRUCTURAL - 1	vendor	Approval	NA
6007-PLN-GFG-00-50-P097	South Alpha East Foundation Plans Piles Location Data 7	STRUCTURAL - 1	vendor	Approval	NA
6007-PLN-GFG-00-50-P098	South Alpha East Foundation Plans Piles Location Data 8	STRUCTURAL - 1	vendor	Approval	NA
6007-PLN-GFG-00-50-P099	South Alpha East Foundation Plans Piles Location Data 9	STRUCTURAL - 1	vendor	Approval	NA
6007-PLN-GFG-00-50-P100	South Alpha East Foundation Plans Piles Location Data 10	STRUCTURAL - 1	vendor	Approval	NA
6007-PLN-GFG-00-50-P101	South Alpha East Foundation Plans Piles Location Data 11	STRUCTURAL - 1	vendor	Approval	NA
6007-PLN-GFG-00-50-P102	South Alpha East Foundation Plans Piles Location Data 12	STRUCTURAL - 1	vendor	Approval	NA
6007-PLN-GFG-00-50-P103	South Alpha East Foundation Plans Piles Location Data 13	STRUCTURAL - 1	vendor	Approval	NA
6007-PLN-GFG-00-50-P104	South Alpha East Foundation Plans Piles Location Data 14	STRUCTURAL - 1	vendor	Approval	NA
6007-PLN-GFG-00-50-P105	South Alpha East Foundation Plans Piles Location Data 15	STRUCTURAL - 1	vendor	Approval	NA
6007-PLN-GFG-00-50-P106	South Alpha East Foundation Plans Piles Location Data 16	STRUCTURAL - 1	vendor	Approval	NA
6007-PLN-GFG-00-50-P107	South Alpha East Foundation Plans Piles Location Data 17	STRUCTURAL - 1	vendor	Approval	NA
6007-PLN-GFG-00-50-P108	South Alpha East Foundation Plans Piles Location Data 18	STRUCTURAL - 1	vendor	Approval	NA
6007-PLN-GFG-00-50-P109	South Alpha East Foundation Plans Piles Location Data 19	STRUCTURAL - 1	vendor	Approval	NA
6007-PLN-GFG-00-50-P110	South Alpha East Foundation Plans Piles Location Data 20	STRUCTURAL - 1	vendor	Approval	NA
6007-PLN-GFG-00-50-P111	South Alpha East Foundation Plans Piles Location Data 21	STRUCTURAL - 1	vendor	Approval	NA
6007-PLN-GFG-00-50-P112	South Alpha East Foundation Plans Piles Location Data 22	STRUCTURAL - 1	vendor	Approval	NA
6007-PLN-GFG-00-50-P113	South Alpha East Foundation Plans Piles Location Data 23	STRUCTURAL - 1	vendor	Approval	NA
6007-PLN-GFG-00-50-P114	South Alpha East Foundation Plans Piles Location Data 24	STRUCTURAL - 1	vendor	Approval	NA
6007-PLN-GFG-00-50-P115	South Alpha East Foundation Plans Piles Location Data 25	STRUCTURAL - 1	vendor	Approval	NA
6007-PLN-GFG-00-50-P116	South Alpha East Foundation Plans Piles Location Data 26	STRUCTURAL - 1	vendor	Approval	NA
6007-PLN-GFG-00-50-P117	South Alpha East Foundation Plans Piles Location Data 27	STRUCTURAL - 1	vendor	Approval	NA
6007-PLN-GFG-00-50-P118	South Alpha East Foundation Plans Piles Location Data 28	STRUCTURAL - 1	vendor	Approval	NA
6007-PLN-GFG-00-50-P119	South Alpha East Foundation Plans Piles Location Data 29	STRUCTURAL - 1	vendor	Approval	NA
6007-PLN-GFG-00-50-P120	South Alpha East Foundation Plans Piles Location Data 30	STRUCTURAL - 1	vendor	Approval	NA
6007-PLN-GFG-00-50-P121	South Alpha East Foundation Plans Piles Location Data 31	STRUCTURAL - 1	vendor	Approval	NA
6007-PLN-GFG-00-50-P122	South Alpha East Foundation Plans Piles Location Data 32	STRUCTURAL - 1	vendor	Approval	NA
6007-PLN-GFG-00-50-P123	South Alpha East Foundation Plans Piles Location Data 33	STRUCTURAL - 1	vendor	Approval	NA
6007-PLN-GFG-00-50-P124	South Alpha East Foundation Plans Piles Location Data 34	STRUCTURAL - 1	vendor	Approval	NA
6007-PLN-GFG-00-50-P125	South Alpha East Foundation Plans Piles Location Data 35	STRUCTURAL - 1	vendor	Approval	NA
6007-PLN-GFG-00-50-P126	South Alpha East Foundation Plans Piles Location Data 36	STRUCTURAL - 1	vendor	Approval	NA
6007-PLN-GFG-00-50-P127	South Alpha East Foundation Plans Piles Location Data 37	STRUCTURAL - 1	vendor	Approval	NA
6007-PLN-GFG-00-50-P128	South Alpha East Foundation Plans Piles Location Data 38	STRUCTURAL - 1	vendor	Approval	NA
6007-PLN-GFG-00-50-P129	South Alpha East Foundation Plans Piles Location Data 39	STRUCTURAL - 1	vendor	Approval	NA
6007-PLN-GFG-00-50-P130	South Alpha East Foundation Plans Piles Location Data 40	STRUCTURAL - 1	vendor	Approval	NA
6007-PLN-GFG-00-50-P131	South Alpha East Foundation Plans Piles Location Data 41	STRUCTURAL - 1	vendor	Approval	NA
6007-PLN-GFG-00-50-P132	South Alpha East Foundation Plans Piles Location Data 42	STRUCTURAL - 1	vendor	Approval	NA
6007-PLN-GFG-00-50-P133	South Alpha East Foundation Plans Piles Location Data 43	STRUCTURAL - 1	vendor	Approval	NA
6007-PLN-GFG-00-50-P134	South Alpha East Foundation Plans Piles Location Data 44	STRUCTURAL - 1	vendor	Approval	NA
6007-PLN-GFG-00-50-P135	South Alpha East Foundation Plans Piles Location Data 45	STRUCTURAL - 1	vendor	Approval	NA
6007-PLN-GFG-00-50-P136	South Alpha East Foundation Plans Piles Location Data 46	STRUCTURAL - 1	vendor	Approval	NA
6007-PLN-GFG-00-50-P137	South Alpha East Foundation Plans Piles Location Data 47	STRUCTURAL - 1	vendor	Approval	NA
6007-PLN-GFG-00-50-P138	South Alpha East Foundation Plans Piles Location Data 48	STRUCTURAL - 1	vendor	Approval	NA
6007-PLN-GFG-00-50-P139	South Alpha East Foundation Plans Piles Location Data 49	STRUCTURAL - 1	vendor	Approval	NA
6007-PLN-GFG-00-50-P140	South Alpha East Foundation Plans Piles Location Data 50	STRUCTURAL - 1	vendor	Approval	NA
6007-PLN-GFG-00-50-P141	South Alpha East Foundation Plans Piles Location Data 51	STRUCTURAL - 1	vendor	Approval	NA
6007-PLN-GFG-00-50-P142	South Alpha East Foundation Plans Piles Location Data 52	STRUCTURAL - 1	vendor	Approval	NA
6007-ESP-RJK-33-50-0007	Foundation Calculations-Type II Anchor Bolt Tolerance (N-S) Fix	STRUCTURAL - 1	vendor	Approval	5
6007-PLN-AGE-67-52-4060	Alph a Plant Cooling Tower Foundation Phase 1 Details	STRUCTURAL - 1	vendor	Approval	2
6007-PLN-AGE-67-52-8040	Beta Plant Cooling Tower Foundation Plan	STRUCTURAL - 1	vendor	Approval	3
6007-PLN-AGE-67-52-8060	Beta Plant Cooling Tower Foundation Phase 1 Details	STRUCTURAL - 1	vendor	Approval	2
6007-PLN-AGE-57-52-6200	Beta Plant, S, HTF pipe support foundations. Cover sheet	STRUCTURAL - 1	vendor	Approval	0
6007-PLN-AGE-57-52-6201	Beta Plant, S, HTF pipe support foundations. General notes	STRUCTURAL - 1	vendor	Approval	0
6007-PLN-AGE-57-52-6202	Beta Plant, S, HTF pipe support foundations. Foundations plan I	STRUCTURAL - 1	vendor	Approval	0
6007-PLN-AGE-57-52-6203	Beta Plant, S, HTF pipe support foundations. Foundations plan II	STRUCTURAL - 1	vendor	Approval	0
6007-PLN-AGE-57-52-6204	Beta Plant, S, HTF pipe support foundations. Coordinates I	STRUCTURAL - 1	vendor	Approval	0
6007-PLN-AGE-57-52-6205	Beta Plant, S, HTF pipe support foundations. Coordinates II	STRUCTURAL - 1	vendor	Approval	0
6007-PLN-AGE-57-52-6206	Beta Plant, S, HTF pipe support foundations. Coordinates IIII	STRUCTURAL - 1	vendor	Approval	0
6007-PLN-AGE-57-52-6207	Beta Plant, S, HTF pipe support foundations. Coordinates IV	STRUCTURAL - 1	vendor	Approval	0
6007-PLN-AGE-57-52-6208	Beta Plant, S, HTF pipe support foundations. Coordinates V	STRUCTURAL - 1	vendor	Approval	0
6007-PLN-AGE-57-52-6209	Beta Plant, S, HTF pipe support foundations. Coordinates VI	STRUCTURAL - 1	vendor	Approval	0

ABENER TEYMA MOJAVE

Compliance No.:	GEN-2				
Job :	Mojave Solar Project				
Date: 07/08/2014	Description: Structural Master Drawing List				
Sheet No.	Description	Applicable Condition of Certification	Vendor Supplied or EOR	Reason for Submittal	Revision
6007-PLN-AGE-57-52-6210	Beta Plant, S, HTF pipe support foundations. Coordinates VII	STRUCTURAL - 1	vendor	Approval	0
6007-PLN-AGE-57-52-6211	Beta Plant, S, HTF pipe support foundations. Coordinates VIII	STRUCTURAL - 1	vendor	Approval	0
6007-PLN-AGE-57-52-6212	Beta Plant, S, HTF pipe support foundations. Coordinates IX	STRUCTURAL - 1	vendor	Approval	0
6007-PLN-AGE-57-52-6213	Beta Plant, S, HTF pipe support foundations. Sections and Details I	STRUCTURAL - 1	vendor	Approval	0
6007-PLN-AGE-57-52-6214	Beta Plant, S, HTF pipe support foundations. Sections and Details II	STRUCTURAL - 1	vendor	Approval	0
6007-PLN-AGE-57-52-6220	Beta Plant, E, HTF pipe support foundations. Cover sheet	STRUCTURAL - 1	vendor	Approval	0
6007-PLN-AGE-57-52-6221	Beta Plant, E, HTF pipe support foundations. General notes	STRUCTURAL - 1	vendor	Approval	0
6007-PLN-AGE-57-52-6222	Beta Plant, E, HTF pipe support foundations. Foundations plan	STRUCTURAL - 1	vendor	Approval	0
6007-PLN-AGE-57-52-6223	Beta Plant, E, HTF pipe support foundations. Coordinates I	STRUCTURAL - 1	vendor	Approval	0
6007-PLN-AGE-57-52-6224	Beta Plant, E, HTF pipe support foundations. Coordinates II	STRUCTURAL - 1	vendor	Approval	0
6007-PLN-AGE-57-52-6225	Beta Plant, E, HTF pipe support foundations. Coordinates III	STRUCTURAL - 1	vendor	Approval	0
6007-PLN-AGE-57-52-6226	Beta Plant, E, HTF pipe support foundations. Coordinates IV	STRUCTURAL - 1	vendor	Approval	0
6007-PLN-AGE-57-52-6227	Beta Plant, E, HTF pipe support foundations. Sections and Details	STRUCTURAL - 1	vendor	Approval	0
6007-PLN-AGE-57-52-6240	Beta Plant, W, HTF pipe support foundations. Cover sheet	STRUCTURAL - 1	vendor	Approval	0
6007-PLN-AGE-57-52-6241	Beta Plant, W, HTF pipe support foundations. General notes	STRUCTURAL - 1	vendor	Approval	0
6007-PLN-AGE-57-52-6242	Beta Plant, W, HTF pipe support foundations. Foundations plan	STRUCTURAL - 1	vendor	Approval	0
6007-PLN-AGE-57-52-6243	Beta Plant, W, HTF pipe support foundations. Coordinates I	STRUCTURAL - 1	vendor	Approval	0
6007-PLN-AGE-57-52-6244	Beta Plant, W, HTF pipe support foundations. Coordinates II	STRUCTURAL - 1	vendor	Approval	0
6007-PLN-AGE-57-52-6245	Beta Plant, W, HTF pipe support foundations. Coordinates IIII	STRUCTURAL - 1	vendor	Approval	0
6007-PLN-AGE-57-52-6246	Beta Plant, W, HTF pipe support foundations. Coordinates IV	STRUCTURAL - 1	vendor	Approval	0
6007-PLN-AGE-57-52-6247	Beta Plant, W, HTF pipe support foundations. Coordinates V	STRUCTURAL - 1	vendor	Approval	0
6007-PLN-AGE-57-52-6248	Beta Plant, W, HTF pipe support foundations. Sections and Details I	STRUCTURAL - 1	vendor	Approval	0
6007-PLN-AGE-57-52-6249	Beta Plant, W, HTF pipe support foundations. Sections and Details II	STRUCTURAL - 1	vendor	Approval	0
6007-PLN-AGE-57-52-6260	Beta Plant, N, HTF pipe support foundations. Cover sheet	STRUCTURAL - 1	vendor	Approval	0
6007-PLN-AGE-57-52-6261	Beta Plant, N, HTF pipe support foundations. General notes	STRUCTURAL - 1	vendor	Approval	0
6007-PLN-AGE-57-52-6262	Beta Plant, N, HTF pipe support foundations. Foundations plan I	STRUCTURAL - 1	vendor	Approval	0
6007-PLN-AGE-57-52-6263	Beta Plant, N, HTF pipe support foundations. Foundations plan II	STRUCTURAL - 1	vendor	Approval	0
6007-PLN-AGE-57-52-6264	Beta Plant, N, HTF pipe support foundations. Coordinates I	STRUCTURAL - 1	vendor	Approval	0
6007-PLN-AGE-57-52-6265	Beta Plant, N, HTF pipe support foundations. Coordinates II	STRUCTURAL - 1	vendor	Approval	0
6007-PLN-AGE-57-52-6266	Beta Plant, N, HTF pipe support foundations. Coordinates III	STRUCTURAL - 1	vendor	Approval	0
6007-PLN-AGE-57-52-6267	Beta Plant, N, HTF pipe support foundations. Coordinates IV	STRUCTURAL - 1	vendor	Approval	0
6007-PLN-AGE-57-52-6268	Beta Plant, N, HTF pipe support foundations. Coordinates V	STRUCTURAL - 1	vendor	Approval	0
6007-PLN-AGE-57-52-6269	Beta Plant, N, HTF pipe support foundations. Coordinates VI	STRUCTURAL - 1	vendor	Approval	0
6007-PLN-AGE-57-52-6270	Beta Plant, N, HTF pipe support foundations. Coordinates VII	STRUCTURAL - 1	vendor	Approval	0
6007-PLN-AGE-57-52-6271	Beta Plant, N, HTF pipe support foundations. Coordinates VIII	STRUCTURAL - 1	vendor	Approval	0
6007-PLN-AGE-57-52-6272	Beta Plant, N, HTF pipe support foundations. Coordinates IX	STRUCTURAL - 1	vendor	Approval	0
6007-PLN-AGE-57-52-6273	Beta Plant, N, HTF pipe support foundations. Sections and Details I	STRUCTURAL - 1	vendor	Approval	0
6007-PLN-AGE-57-52-6274	Beta Plant, N, HTF pipe support foundations. Sections and Details II	STRUCTURAL - 1	vendor	Approval	0
6007-PLN-AGE-57-52-6280	Beta Plant, FW, HTF pipe support foundations. Cover sheet	STRUCTURAL - 1	vendor	Approval	0
6007-PLN-AGE-57-52-6281	Beta Plant, FW, HTF pipe support foundations. General notes	STRUCTURAL - 1	vendor	Approval	0
6007-PLN-AGE-57-52-6282	Beta Plant, FW, HTF pipe support foundations. Foundations plan	STRUCTURAL - 1	vendor	Approval	0
6007-PLN-AGE-57-52-6283	Beta Plant, FW, HTF pipe support foundations. Coordinates I	STRUCTURAL - 1	vendor	Approval	0
6007-PLN-AGE-57-52-6284	Beta Plant, FW, HTF pipe support foundations. Coordinates II	STRUCTURAL - 1	vendor	Approval	0
6007-PLN-AGE-57-52-6285	Beta Plant, FW, HTF pipe support foundations. Coordinates III	STRUCTURAL - 1	vendor	Approval	0
6007-PLN-AGE-57-52-6286	Beta Plant, FW, HTF pipe support foundations. Coordinates IV	STRUCTURAL - 1	vendor	Approval	0
6007-PLN-AGE-57-52-6287	Beta Plant, FW, HTF pipe support foundations. Sections and Details	STRUCTURAL - 1	vendor	Approval	0
6007-CAL-AGE-57-52-6201	Calculation report for HTF pipe support foundations, Beta Plant, S	STRUCTURAL - 1	vendor	Approval	0
6007-CAL-AGE-57-52-6202	Calculation report for HTF pipe support foundations, Beta Plant, E	STRUCTURAL - 1	vendor	Approval	0
6007-CAL-AGE-57-52-6204	Calculation report for HTF pipe support foundations, Beta Plant, W	STRUCTURAL - 1	vendor	Approval	0
6007-CAL-AGE-57-52-6205	Calculation report for HTF pipe support foundations, Beta Plant, N	STRUCTURAL - 1	vendor	Approval	0
6007-CAL-AGE-57-52-6207	Calculation report for HTF pipe support foundations, Beta Plant, FW	STRUCTURAL - 1	vendor	Approval	0
6007-PLN-AGE-57-52-2200	Alpha Plant, NE, HTF pipe support foundations. Cover sheet	STRUCTURAL - 1	vendor	Approval	1
6007-PLN-AGE-57-52-2201	Alpha Plant, NE, HTF pipe support foundations. General notes	STRUCTURAL - 1	vendor	Approval	1
6007-PLN-AGE-57-52-2202	Alpha Plant, NE, HTF pipe support foundations. Foundations plan I	STRUCTURAL - 1	vendor	Approval	1
6007-PLN-AGE-57-52-2203	Alpha Plant, NE, HTF pipe support foundations. Coordinates I	STRUCTURAL - 1	vendor	Approval	1
6007-PLN-AGE-57-52-2204	Alpha Plant, NE, HTF pipe support foundations. Coordinates II	STRUCTURAL - 1	vendor	Approval	1
6007-PLN-AGE-57-52-2205	Alpha Plant, NE, HTF pipe support foundations. Coordinates III	STRUCTURAL - 1	vendor	Approval	1
6007-PLN-AGE-57-52-2206	Alpha Plant, NE, HTF pipe support foundations. Coordinates IV	STRUCTURAL - 1	vendor	Approval	1
6007-PLN-AGE-57-52-2207	Alpha Plant, NE, HTF pipe support foundations. Sections and Details I	STRUCTURAL - 1	vendor	Approval	1
6007-PLN-AGE-57-52-2208	Alpha Plant, NE, HTF pipe support foundations. Sections and Details II	STRUCTURAL - 1	vendor	Approval	1
6007-PLN-AGE-57-52-2220	Alpha Plant, E, HTF pipe support foundations. Cover sheet	STRUCTURAL - 1	vendor	Approval	0
6007-PLN-AGE-57-52-2221	Alpha Plant, E, HTF pipe support foundations. General notes	STRUCTURAL - 1	vendor	Approval	0
6007-PLN-AGE-57-52-2222	Alpha Plant, E, HTF pipe support foundations. Foundations plan I	STRUCTURAL - 1	vendor	Approval	0
6007-PLN-AGE-57-52-2223	Alpha Plant, E, HTF pipe support foundations. Foundations plan II	STRUCTURAL - 1	vendor	Approval	0
6007-PLN-AGE-57-52-2224	Alpha Plant, E, HTF pipe support foundations. Coordinates I	STRUCTURAL - 1	vendor	Approval	0
6007-PLN-AGE-57-52-2225	Alpha Plant, E, HTF pipe support foundations. Coordinates II	STRUCTURAL - 1	vendor	Approval	0
6007-PLN-AGE-57-52-2226	Alpha Plant, E, HTF pipe support foundations. Coordinates III	STRUCTURAL - 1	vendor	Approval	0
6007-PLN-AGE-57-52-2227	Alpha Plant, E, HTF pipe support foundations. Coordinates IV	STRUCTURAL - 1	vendor	Approval	0
6007-PLN-AGE-57-52-2228	Alpha Plant, E, HTF pipe support foundations. Coordinates V	STRUCTURAL - 1	vendor	Approval	0
6007-PLN-AGE-57-52-2229	Alpha Plant, E, HTF pipe support foundations. Coordinates VI	STRUCTURAL - 1	vendor	Approval	0
6007-PLN-AGE-57-52-2230	Alpha Plant, E, HTF pipe support foundations. Coordinates VII	STRUCTURAL - 1	vendor	Approval	0
6007-PLN-AGE-57-52-2231	Alpha Plant, E, HTF pipe support foundations. Coordinates VIII	STRUCTURAL - 1	vendor	Approval	0
6007-PLN-AGE-57-52-2232	Alpha Plant, E, HTF pipe support foundations. Coordinates IX	STRUCTURAL - 1	vendor	Approval	0
6007-PLN-AGE-57-52-2233	Alpha Plant, E, HTF pipe support foundations. Sections and Details	STRUCTURAL - 1	vendor	Approval	0
6007-PLN-AGE-57-52-2240	Alpha Plant, NW, HTF pipe support foundations. Cover sheet	STRUCTURAL - 1	vendor	Approval	0
6007-PLN-AGE-57-52-2241	Alpha Plant, NW, HTF pipe support foundations. General notes	STRUCTURAL - 1	vendor	Approval	0
6007-PLN-AGE-57-52-2242	Alpha Plant, NW, HTF pipe support foundations. Foundations plan I	STRUCTURAL - 1	vendor	Approval	0
6007-PLN-AGE-57-52-2243	Alpha Plant, NW, HTF pipe support foundations. Foundations plan II	STRUCTURAL - 1	vendor	Approval	0
6007-PLN-AGE-57-52-2244	Alpha Plant, NW, HTF pipe support foundations. Foundations plan III	STRUCTURAL - 1	vendor	Approval	0
6007-PLN-AGE-57-52-2245	Alpha Plant, NW, HTF pipe support foundations. Coordinates I	STRUCTURAL - 1	vendor	Approval	0
6007-PLN-AGE-57-52-2246	Alpha Plant, NW, HTF pipe support foundations. Coordinates II	STRUCTURAL - 1	vendor	Approval	0
6007-PLN-AGE-57-52-2247	Alpha Plant, NW, HTF pipe support foundations. Coordinates III	STRUCTURAL - 1	vendor	Approval	0
6007-PLN-AGE-57-52-2248	Alpha Plant, NW, HTF pipe support foundations. Coordinates IV	STRUCTURAL - 1	vendor	Approval	0
6007-PLN-AGE-57-52-2249	Alpha Plant, NW, HTF pipe support foundations. Coordinates V	STRUCTURAL - 1	vendor	Approval	0
6007-PLN-AGE-57-52-2250	Alpha Plant, NW, HTF pipe support foundations. Coordinates VI	STRUCTURAL - 1	vendor	Approval	0

ABENER TEYMA MOJAVE

Compliance No.:	GEN-2				
Job :	Mojave Solar Project				
Date: 07/08/2014	Description: Structural Master Drawing List				
Sheet No.	Description	Applicable Condition of Certification	Vendor Supplied or EOR	Reason for Submittal	Revision
6007-PLN-AGE-57-52-2251	Alpha Plant, NW, HTF pipe support foundations. Coordinates VII	STRUCTURAL - 1	vendor	Approval	0
6007-PLN-AGE-57-52-2252	Alpha Plant, NW, HTF pipe support foundations. Coordinates VIII	STRUCTURAL - 1	vendor	Approval	0
6007-PLN-AGE-57-52-2253	Alpha Plant, NW, HTF pipe support foundations. Coordinates IX	STRUCTURAL - 1	vendor	Approval	0
6007-PLN-AGE-57-52-2254	Alpha Plant, NW, HTF pipe support foundations. Coordinates X	STRUCTURAL - 1	vendor	Approval	0
6007-PLN-AGE-57-52-2255	Alpha Plant, NW, HTF pipe support foundations. Sections and Details I	STRUCTURAL - 1	vendor	Approval	0
6007-PLN-AGE-57-52-2256	Alpha Plant, NW, HTF pipe support foundations. Sections and Details II	STRUCTURAL - 1	vendor	Approval	0
6007-PLN-AGE-57-52-2260	Alpha Plant, W, HTF pipe support foundations. Cover sheet	STRUCTURAL - 1	vendor	Approval	0
6007-PLN-AGE-57-52-2261	Alpha Plant, W, HTF pipe support foundations. General notes	STRUCTURAL - 1	vendor	Approval	0
6007-PLN-AGE-57-52-2262	Alpha Plant, W, HTF pipe support foundations. Foundations plan I	STRUCTURAL - 1	vendor	Approval	0
6007-PLN-AGE-57-52-2263	Alpha Plant, W, HTF pipe support foundations. Foundations plan II	STRUCTURAL - 1	vendor	Approval	0
6007-PLN-AGE-57-52-2264	Alpha Plant, W, HTF pipe support foundations. Coordinates I	STRUCTURAL - 1	vendor	Approval	0
6007-PLN-AGE-57-52-2265	Alpha Plant, W, HTF pipe support foundations. Coordinates II	STRUCTURAL - 1	vendor	Approval	0
6007-PLN-AGE-57-52-2266	Alpha Plant, W, HTF pipe support foundations. Coordinates III	STRUCTURAL - 1	vendor	Approval	0
6007-PLN-AGE-57-52-2267	Alpha Plant, W, HTF pipe support foundations. Coordinates IV	STRUCTURAL - 1	vendor	Approval	0
6007-PLN-AGE-57-52-2268	Alpha Plant, W, HTF pipe support foundations. Coordinates V	STRUCTURAL - 1	vendor	Approval	0
6007-PLN-AGE-57-52-2269	Alpha Plant, W, HTF pipe support foundations. Coordinates VI	STRUCTURAL - 1	vendor	Approval	0
6007-PLN-AGE-57-52-2270	Alpha Plant, W, HTF pipe support foundations. Coordinates VII	STRUCTURAL - 1	vendor	Approval	0
6007-PLN-AGE-57-52-2271	Alpha Plant, W, HTF pipe support foundations. Coordinates VIII	STRUCTURAL - 1	vendor	Approval	0
6007-PLN-AGE-57-52-2272	Alpha Plant, W, HTF pipe support foundations. Sections and Details I	STRUCTURAL - 1	vendor	Approval	0
6007-PLN-AGE-57-52-2273	Alpha Plant, W, HTF pipe support foundations. Sections and Details II	STRUCTURAL - 1	vendor	Approval	0
6007-CAL-AGE-57-52-2201	Calculation report for HTF pipe support foundations, Alpha Plant, NE	STRUCTURAL - 1	vendor	Approval	1
6007-CAL-AGE-57-52-2202	Calculation report for HTF pipe support foundations, Alpha Plant, E	STRUCTURAL - 1	vendor	Approval	0
6007-CAL-AGE-57-52-2203	Calculation report for HTF pipe support foundations, Alpha Plant, W	STRUCTURAL - 1	vendor	Approval	0
6007-CAL-AGE-57-52-2204	Calculation report for HTF pipe support foundations, Alpha Plant, NW	STRUCTURAL - 1	vendor	Approval	0
Regional Water Quality Control		STRUCTURAL - 1	vendor	Approval	NA
6007-PLN-GFG-00-50-C448		STRUCTURAL - 1	vendor	Approval	NA
6007-PLN-PRI-39-62-1101	COVER	STRUCTURAL - 1	vendor	Approval	NA
6007-PLN-PRI-39-62-1102	TANK PLANS	STRUCTURAL - 1	vendor	Approval	NA
6007-PLN-PRI-39-62-1103	TANK PLANS	STRUCTURAL - 1	vendor	Approval	NA
6007-PLN-PRI-39-62-1104	TANK PLANS	STRUCTURAL - 1	vendor	Approval	NA
6007-PLN-PRI-39-62-1105	TANK PLANS	STRUCTURAL - 1	vendor	Approval	NA
6007-PLN-PRI-39-62-1106	TANK PLANS	STRUCTURAL - 1	vendor	Approval	NA
6007-PLN-PRI-39-62-1107	TANK PLANS	STRUCTURAL - 1	vendor	Approval	NA
6007-PLN-PRI-39-62-1108	TANK PLANS	STRUCTURAL - 1	vendor	Approval	NA
6007-PLN-PRI-39-62-1109	TANK PLANS	STRUCTURAL - 1	vendor	Approval	NA
6007-PLN-PRI-39-62-1110	TANK PLANS	STRUCTURAL - 1	vendor	Approval	NA
6007-PLN-PRI-39-62-1111	TANK PLANS	STRUCTURAL - 1	vendor	Approval	NA
6007-PLN-PRI-39-62-1112	TANK PLANS	STRUCTURAL - 1	vendor	Approval	NA
6007-PLN-PRI-39-62-1113	TANK PLANS	STRUCTURAL - 1	vendor	Approval	NA
6007-PLN-PRI-39-62-1114	TANK PLANS	STRUCTURAL - 1	vendor	Approval	NA
6007-PLN-PRI-39-62-1115	TANK PLANS	STRUCTURAL - 1	vendor	Approval	NA
6007-PLN-PRI-39-62-1116	TANK PLANS	STRUCTURAL - 1	vendor	Approval	NA
6007-PLN-PRI-39-62-1117	TANK PLANS	STRUCTURAL - 1	vendor	Approval	NA
6007-PLN-PRI-39-62-1118	TANK PLANS	STRUCTURAL - 1	vendor	Approval	NA
6007-PLN-PRI-39-62-1119	TANK PLANS	STRUCTURAL - 1	vendor	Approval	NA
6007-PLN-PRI-39-62-1120	TANK PLANS	STRUCTURAL - 1	vendor	Approval	NA
6007-PLN-PRI-39-62-1121	TANK PLANS	STRUCTURAL - 1	vendor	Approval	NA
6007-PLN-PRI-39-62-1122	TANK PLANS	STRUCTURAL - 1	vendor	Approval	NA
6007-PLN-PRI-39-62-1123	TANK PLANS	STRUCTURAL - 1	vendor	Approval	NA
6007-PLN-PRI-39-62-1124	TANK PLANS	STRUCTURAL - 1	vendor	Approval	NA
6007-PLN-PRI-39-62-1125	TANK PLANS	STRUCTURAL - 1	vendor	Approval	NA
6007-PLN-PRI-39-62-1126	TANK PLANS	STRUCTURAL - 1	vendor	Approval	NA
6007-PLN-PRI-39-62-1127	TANK PLANS	STRUCTURAL - 1	vendor	Approval	NA
6007-PLN-PRI-39-62-1128	TANK PLANS	STRUCTURAL - 1	vendor	Approval	NA
(DS 04-20-12) 0187P-A1&2 -	MT-402 Raw-Fire Water Tank -	STRUCTURAL - 1	vendor	Approval	NA
SPX Response to CBO Comments	RESPONSE LETTER	STRUCTURAL - 1	vendor	Approval	7
02-24482-Mojave	FREESTANDING FIBERGLASS STAIRWAY DETAIL	STRUCTURAL - 1	vendor	Approval	1
2012-4334	GENERAL NOTES	STRUCTURAL - 1	vendor	Approval	1
6007-LIS-AGE-57-52-0001	List of material for Stainless steel bar on HTF foundations-solar field	STRUCTURAL - 1	vendor	Approval	0
6007-PLN-RJK-33-50-0001	Mirror Field Foundations	STRUCTURAL - 1	vendor	Approval	4
6007-PLN-AGE-00-50-C001	ANCHOR ROD ASSEMBLIES AND DETAILS	STRUCTURAL - 1	vendor	Approval	0
6007-PLN-AGE-00-50-S001	GENERAL CIVIL AND STRUCTURAL NOTES	STRUCTURAL - 1	vendor	Approval	2
6007-PLN-AGE-00-50-S002	TYPICAL LADDER AND SAFETY CAGE AND SAFETY GATE DETAILS	STRUCTURAL - 1	vendor	Approval	0
6007-PLN-AGE-00-50-S003	TYPICAL PIPE HANDRAIL, STAIRWAY, AND GRATING DETAILS.	STRUCTURAL - 1	vendor	Approval	0
6007-PLN-AGE-00-50-S004	STANDARD BASE PLATE DETAILS AND STANDARD.	STRUCTURAL - 1	vendor	Approval	0
6007-PLN-AGE-21-52-2002	Alpha Plant, Steam generators reheaters foundations - Foundation plan	STRUCTURAL - 1	vendor	Approval	5
6007-PLN-AGE-21-52-2050	Alpha Plant, Steam generators evaporators foundations - Cover Sheet	STRUCTURAL - 1	vendor	Approval	3
6007-PLN-AGE-21-52-2051	Alpha Plant, Steam generators evaporators foundations - General notes	STRUCTURAL - 1	vendor	Approval	3
6007-PLN-AGE-21-52-2052	Alpha Plant, Steam generators evaporators foundations - Foundation plan	STRUCTURAL - 1	vendor	Approval	3
6007-PLN-AGE-21-52-2053	Alpha Plant, Steam generators evaporators foundations - Drainage	STRUCTURAL - 1	vendor	Approval	3
6007-PLN-AGE-21-52-2054	Alpha Plant, Steam generators evaporators foundations - Mat bottom reinforcement	STRUCTURAL - 1	vendor	Approval	3
6007-PLN-AGE-21-52-2055	Alpha Plant, Steam generators evaporators foundations - Mat top reinforcement	STRUCTURAL - 1	vendor	Approval	3
6007-PLN-AGE-21-52-2056	Alpha Plant, Steam generators evaporators foundations - Piers and pipe support reinforcement	STRUCTURAL - 1	vendor	Approval	3
6007-PLN-AGE-21-52-2057	Alpha Plant, Steam generators evaporators foundations - Columns reinforcement	STRUCTURAL - 1	vendor	Approval	3
6007-PLN-AGE-21-52-2058	Alpha Plant, Steam generators evaporators foundations - Piers and pipe support details	STRUCTURAL - 1	vendor	Approval	3
6007-PLN-AGE-21-52-2059	Alpha Plant, Steam generators evaporators foundations - Columns details	STRUCTURAL - 1	vendor	Approval	3
6007-PLN-AGE-21-52-6002	Beta Plant, Steam generators reheaters foundations - Foundation plan	STRUCTURAL - 1	vendor	Approval	5
6007-PLN-AGE-21-52-6050	Beta Plant, Steam generators evaporators foundations - Cover Sheet	STRUCTURAL - 1	vendor	Approval	3
6007-PLN-AGE-21-52-6051	Beta Plant, Steam generators evaporators foundations - General notes	STRUCTURAL - 1	vendor	Approval	3
6007-PLN-AGE-21-52-6052	Beta Plant, Steam generators evaporators foundations - Foundation plan	STRUCTURAL - 1	vendor	Approval	3
6007-PLN-AGE-21-52-6053	Beta Plant, Steam generators evaporators foundations - Drainage	STRUCTURAL - 1	vendor	Approval	3
6007-PLN-AGE-21-52-6054	Beta Plant, Steam generators evaporators foundations - Mat bottom reinforcement	STRUCTURAL - 1	vendor	Approval	3
6007-PLN-AGE-21-52-6055	Beta Plant, Steam generators evaporators foundations - Mat top reinforcement	STRUCTURAL - 1	vendor	Approval	3
6007-PLN-AGE-21-52-6056	Beta Plant, Steam generators evaporators foundations - Piers and pipe support reinforcement	STRUCTURAL - 1	vendor	Approval	3
6007-PLN-AGE-21-52-6057	Beta Plant, Steam generators evaporators foundations - Columns reinforcement	STRUCTURAL - 1	vendor	Approval	3

ABENER TEYMA
MOJAVE

Compliance No.:	GEN-2				
Job :	Mojave Solar Project				
Date: 07/08/2014	Description: Structural Master Drawing List				
Sheet No.	Description	Applicable Condition of Certification	Vendor Supplied or EOR	Reason for Submittal	Revision
6007-PLN-AGE-21-52-6058	Beta Plant, Steam generators evaporators foundations - Piers and pipe support details	STRUCTURAL - 1	vendor	Approval	3
6007-PLN-AGE-21-52-6059	Beta Plant, Steam generators evaporators foundations - Columns details	STRUCTURAL - 1	vendor	Approval	3
6007-PLN-AGE-57-52-2201	Alpha Plant NE solar field. HTF Pipe Support Foundations General notes	STRUCTURAL - 1	vendor	Approval	2
6007-PLN-AGE-57-52-2221	Alpha Plant E solar field. HTF Pipe Support Foundations General notes	STRUCTURAL - 1	vendor	Approval	1
6007-PLN-AGE-57-52-2241	Alpha Plant NW solar field. HTF Pipe Support Foundations General notes	STRUCTURAL - 1	vendor	Approval	1
6007-PLN-AGE-57-52-2261	Alpha Plant W solar field. HTF Pipe Support Foundations General notes	STRUCTURAL - 1	vendor	Approval	1
6007-PLN-AGE-57-52-6201	Beta Plant S solar field. HTF Pipe Support Foundations General notes	STRUCTURAL - 1	vendor	Approval	1
6007-PLN-AGE-57-52-6221	Beta Plant E solar field. HTF Pipe Support Foundations General notes	STRUCTURAL - 1	vendor	Approval	1
6007-PLN-AGE-57-52-6241	Beta Plant W solar field. HTF Pipe Support Foundations General notes	STRUCTURAL - 1	vendor	Approval	1
6007-PLN-AGE-57-52-6261	Beta Plant N solar field. HTF Pipe Support Foundations General notes	STRUCTURAL - 1	vendor	Approval	1
6007-PLN-AGE-57-52-6281	Beta Plant FW solar field. HTF Pipe Support Foundations General notes	STRUCTURAL - 1	vendor	Approval	1
6007-CAL-AGE-67-54-7500	Calculation Report for Rack 3 Beta plant	STRUCTURAL - 1	vendor	Approval	0
6007-PLN-AGE-67-52-3500	Alpha Plant Modular utilities piperack foundations - Cover sheet	STRUCTURAL - 1	vendor	Approval	2
6007-PLN-AGE-67-52-3501	Alpha Plant Modular utilities piperack foundations - General notes	STRUCTURAL - 1	vendor	Approval	2
6007-PLN-AGE-67-52-3502	Alpha Plant Modular utilities piperack foundations - Foundation plan and details	STRUCTURAL - 1	vendor	Approval	2
6007-PLN-AGE-67-52-7500	Beta Plant Modular utilities piperack foundations - Cover sheet	STRUCTURAL - 1	vendor	Approval	2
6007-PLN-AGE-67-52-7501	Beta Plant Modular utilities piperack foundations - General notes	STRUCTURAL - 1	vendor	Approval	2
6007-PLN-AGE-67-52-7502	Beta Plant Modular utilities piperack foundations - Foundation plan and details	STRUCTURAL - 1	vendor	Approval	2
6007-CAL-AGE-67-52-3500	Alpha Plant Calculation Report for Rack 3 Foundations	STRUCTURAL - 1	vendor	Approval	2
6007-CAL-AGE-67-52-7000	Beta Plant Calculation Report for Rack 3 Foundations	STRUCTURAL - 1	vendor	Approval	2
6007-LIS-AGE-57-52-0001	Stainless Steel Bar on HTF Foundation-Solar Field	STRUCTURAL - 1	vendor	Approval	2
6007-CAL-AGE-67-54-3500	Calculation Report for Rack 3 Alpha plant	STRUCTURAL - 1	vendor	Approval	2
6007-CAL-AGE-67-54-3501	Calculation Report for Rack 3 Steel Frame Connections Alpha plant	STRUCTURAL - 1	vendor	Approval	0
6007-CAL-AGE-67-54-6501	Calculation Report for Rack 3 Steel Frame Connections Beta plant	STRUCTURAL - 1	vendor	Approval	0
6007-CAL-AGE-67-54-7500	Calculation Report for Rack 3 Beta plant	STRUCTURAL - 1	vendor	Approval	2
6007-PLN-AGE-58-54-3522	Alpha Plant Modular Utilities Pipe Rack steel structure - Plan view	STRUCTURAL - 1	vendor	Approval	0
6007-PLN-AGE-58-54-3523	Alpha Plant Modular Utilities Pipe Rack steel structure - Elevations	STRUCTURAL - 1	vendor	Approval	0
6007-PLN-AGE-58-54-3524	Alpha Plant Modular Utilities Pipe Rack steel structure - Connection details	STRUCTURAL - 1	vendor	Approval	0
6007-PLN-AGE-58-54-3525	Alpha Plant Modular Utilities Pipe Rack steel structure - Connection details	STRUCTURAL - 1	vendor	Approval	0
6007-PLN-AGE-58-54-6522	Beta Plant Modular Utilities Pipe Rack steel structure - Plan view	STRUCTURAL - 1	vendor	Approval	0
6007-PLN-AGE-58-54-6523	Beta Plant Modular Utilities Pipe Rack steel structure - Elevations	STRUCTURAL - 1	vendor	Approval	0
6007-PLN-AGE-58-54-6524	Beta Plant Modular Utilities Pipe Rack steel structure - Connection details	STRUCTURAL - 1	vendor	Approval	0
6007-PLN-AGE-58-54-6525	Beta Plant Modular Utilities Pipe Rack steel structure - Connection details	STRUCTURAL - 1	vendor	Approval	0
6007-PLN-AGE-67-54-3500	Alpha Plant Modular Utilities Pipe Rack steel structure - Cover sheet	STRUCTURAL - 1	vendor	Approval	2
6007-PLN-AGE-67-54-3501	Alpha Plant Modular Utilities Pipe Rack steel structure - General notes	STRUCTURAL - 1	vendor	Approval	1
6007-PLN-AGE-67-54-3502	Alpha Plant Modular Utilities Pipe Rack steel structure - Plan view	STRUCTURAL - 1	vendor	Approval	1
6007-PLN-AGE-67-54-3503	Alpha Plant Modular Utilities Pipe Rack steel structure - Elevations	STRUCTURAL - 1	vendor	Approval	2
6007-PLN-AGE-67-54-3504	Alpha Plant Modular Utilities Pipe Rack steel structure - Details and base plates	STRUCTURAL - 1	vendor	Approval	2
6007-PLN-AGE-67-54-3505	Alpha Plant Modular Utilities Pipe Rack steel structure - Details (Cable Trays)	STRUCTURAL - 1	vendor	Approval	2
6007-PLN-AGE-67-54-7500	Beta Plant Modular Utilities Pipe Rack steel structure - Cover sheet	STRUCTURAL - 1	vendor	Approval	2
6007-PLN-AGE-67-54-7501	Beta Plant Modular Utilities Pipe Rack steel structure - General notes	STRUCTURAL - 1	vendor	Approval	1
6007-PLN-AGE-67-54-7502	Beta Plant Modular Utilities Pipe Rack steel structure - Plan view	STRUCTURAL - 1	vendor	Approval	1
6007-PLN-AGE-67-54-7503	Beta Plant Modular Utilities Pipe Rack steel structure - Elevations	STRUCTURAL - 1	vendor	Approval	2
6007-PLN-AGE-67-54-7504	Beta Plant Modular Utilities Pipe Rack steel structure - Details and base plates	STRUCTURAL - 1	vendor	Approval	1
6007-PLN-AGE-67-54-7505	Beta Plant Modular Utilities Pipe Rack steel structure - Details (Cable Trays)	STRUCTURAL - 1	vendor	Approval	2
6007-PLN-AGE-67-52-3500	Alpha Plant Modular utilities piperack foundations - Cover sheet	STRUCTURAL - 1	vendor	Approval	2
6007-PLN-AGE-67-52-3501	Alpha Plant Modular utilities piperack foundations - General notes	STRUCTURAL - 1	vendor	Approval	3
6007-PLN-AGE-67-52-3502	Alpha Plant Modular utilities piperack foundations - Foundation plan and details	STRUCTURAL - 1	vendor	Approval	2
6007-PLN-AGE-67-52-7500	Beta Plant Modular utilities piperack foundations - Cover sheet	STRUCTURAL - 1	vendor	Approval	2
6007-PLN-AGE-67-52-7501	Beta Plant Modular utilities piperack foundations - General notes	STRUCTURAL - 1	vendor	Approval	3
6007-PLN-AGE-67-52-7502	Beta Plant Modular utilities piperack foundations - Foundation plan and details	STRUCTURAL - 1	vendor	Approval	2
6007-CAL-AGE-67-52-3500	Alpha Plant Calculation Report for Rack 3 Foundations	STRUCTURAL - 1	vendor	Approval	3
6007-CAL-AGE-67-52-7500	Beta Plant Calculation Report for Rack 3 Foundations	STRUCTURAL - 1	vendor	Approval	3
6007-PLN-AGE-57-52-2208	Alpha Plant NE Solar Field. HTF Pipe Support Foundations. Sections and Details	STRUCTURAL - 1	vendor	Approval	2
6007-CAL-AGE-67-52-4005	Calculation Report for Cooling Tower Foundations Phase 2 Alpha Plant	STRUCTURAL - 1	vendor	Approval	2
6007-CAL-AGE-67-52-8005	Calculation Report for Cooling Tower Foundations Phase 2 Beta Plant	STRUCTURAL - 1	vendor	Approval	2
6007-PLN-AGE-67-52-4005	Field Alpha Cooling Tower Foundations Phase 2 Cover Sheet	STRUCTURAL - 1	vendor	Approval	1
6007-PLN-AGE-67-52-4025	Field Alpha Cooling Tower Foundations Phase 2 General notes	STRUCTURAL - 1	vendor	Approval	2
6007-PLN-AGE-67-52-4045	Field Alpha Cooling Tower Foundations Phase 2 Foundation plan and section	STRUCTURAL - 1	vendor	Approval	2
6007-PLN-AGE-67-52-4065	Field Alpha Cooling Tower Foundations Phase 2 Details	STRUCTURAL - 1	vendor	Approval	2
6007-PLN-AGE-67-52-4066	Field Alpha Cooling Tower Foundations Phase 2 Details	STRUCTURAL - 1	vendor	Approval	2
6007-PLN-AGE-67-52-4067	Field Alpha Cooling Tower Foundations Phase 2 Details	STRUCTURAL - 1	vendor	Approval	2
6007-PLN-AGE-67-52-8005	Field Beta Cooling Tower Foundations Phase 2 Cover Sheet	STRUCTURAL - 1	vendor	Approval	1
6007-PLN-AGE-67-52-8025	Field Beta Cooling Tower Foundations Phase 2 General notes	STRUCTURAL - 1	vendor	Approval	2
6007-PLN-AGE-67-52-8045	Field Beta Cooling Tower Foundations Phase 2 Foundation plan and section	STRUCTURAL - 1	vendor	Approval	2
6007-PLN-AGE-67-52-8065	Field Beta Cooling Tower Foundations Phase 2 Details	STRUCTURAL - 1	vendor	Approval	2
6007-PLN-AGE-67-52-8066	Field Beta Cooling Tower Foundations Phase 2 Details	STRUCTURAL - 1	vendor	Approval	2
6007-PLN-AGE-67-52-8067	Field Beta Cooling Tower Foundations Phase 2 Details	STRUCTURAL - 1	vendor	Approval	2
6007-PLN-RJK-33-50-0001	Mirror Field Foundations	STRUCTURAL - 1	vendor	Approval	5
6007-PLN-AGE-21-52-2050	Alpha Plant, Steam generators evaporators foundations - Cover Sheet	STRUCTURAL - 1	vendor	Approval	4
6007-PLN-AGE-21-52-2051	Alpha Plant, Steam generators evaporators foundations - General notes	STRUCTURAL - 1	vendor	Approval	4
6007-PLN-AGE-21-52-2052	Alpha Plant, Steam generators evaporators foundations - Foundation plan	STRUCTURAL - 1	vendor	Approval	4
6007-PLN-AGE-21-52-2053	Alpha Plant, Steam generators evaporators foundations - Drainage	STRUCTURAL - 1	vendor	Approval	4
6007-PLN-AGE-21-52-2054	Alpha Plant, Steam generators evaporators foundations - Mat bottom reinforcement	STRUCTURAL - 1	vendor	Approval	4
6007-PLN-AGE-21-52-2055	Alpha Plant, Steam generators evaporators foundations - Mat top reinforcement	STRUCTURAL - 1	vendor	Approval	4
6007-PLN-AGE-21-52-2056	Alpha Plant, Steam generators evaporators foundations - Piers and pipe support reinforcement	STRUCTURAL - 1	vendor	Approval	4
6007-PLN-AGE-21-52-2057	Alpha Plant, Steam generators evaporators foundations - Columns reinforcement	STRUCTURAL - 1	vendor	Approval	4
6007-PLN-AGE-21-52-2058	Alpha Plant, Steam generators evaporators foundations - Piers and pipe support details	STRUCTURAL - 1	vendor	Approval	4
6007-PLN-AGE-21-52-2059	Alpha Plant, Steam generators evaporators foundations - Columns details	STRUCTURAL - 1	vendor	Approval	4
6007-PLN-AGE-21-52-6050	Beta Plant, Steam generators evaporators foundations - Cover Sheet	STRUCTURAL - 1	vendor	Approval	4
6007-PLN-AGE-21-52-6051	Beta Plant, Steam generators evaporators foundations - General notes	STRUCTURAL - 1	vendor	Approval	4
6007-PLN-AGE-21-52-6052	Beta Plant, Steam generators evaporators foundations - Foundation plan	STRUCTURAL - 1	vendor	Approval	4
6007-PLN-AGE-21-52-6053	Beta Plant, Steam generators evaporators foundations - Drainage	STRUCTURAL - 1	vendor	Approval	4
6007-PLN-AGE-21-52-6054	Beta Plant, Steam generators evaporators foundations - Mat bottom reinforcement	STRUCTURAL - 1	vendor	Approval	4
6007-PLN-AGE-21-52-6055	Beta Plant, Steam generators evaporators foundations - Mat top reinforcement	STRUCTURAL - 1	vendor	Approval	4

ABENER TEYMA MOJAVE

Compliance No.:	GEN-2				
Job :	Mojave Solar Project				
Date: 07/08/2014	Description: Structural Master Drawing List				
Sheet No.	Description	Applicable Condition of Certification	Vendor Supplied or EOR	Reason for Submittal	Revision
6007-PLN-AGE-21-52-6056	Beta Plant, Steam generators evaporators foundations - Piers and pipe support reinforcement	STRUCTURAL - 1	vendor	Approval	4
6007-PLN-AGE-21-52-6057	Beta Plant, Steam generators evaporators foundations - Columns reinforcement	STRUCTURAL - 1	vendor	Approval	4
6007-PLN-AGE-21-52-6058	Beta Plant, Steam generators evaporators foundations - Piers and pipe support details	STRUCTURAL - 1	vendor	Approval	4
6007-PLN-AGE-21-52-6059	Beta Plant, Steam generators evaporators foundations - Columns details	STRUCTURAL - 1	vendor	Approval	4
103T5676	Turbine Foundation Design - STEAM TURBINE FOUNDATION LOADING DATA	STRUCTURAL - 1	vendor	Approval	F
103T6160	Turbine Foundation Design - STEAM TURBINE - GENERATOR FOUNDATION INTERFACE	STRUCTURAL - 1	vendor	Approval	B
WUH/740.12-1283-FL	Turbine Foundation Design - CONDENSER FOOT ARRANGEMENT	STRUCTURAL - 1	vendor	Approval	1
103T5675	Turbine Foundation Design - SUPPLEMENTARY DESIGN DATA	STRUCTURAL - 1	vendor	Approval	A
6007-ESP-ATP-00-50-2064	Addendum 2 to Geotechnical Evaluation: Dynamic Soil Properties	STRUCTURAL - 1	vendor	Approval	2
6007-ESP-ATP-00-50-2066	Addendum 4 to Geotechnical Evaluation: Remedial Grading at Power Blocks	STRUCTURAL - 1	vendor	Approval	0
6007-ESP-ATP-00-50-3300	Engineering Standards and Practices Specification For Cast-In-Place Concrete	STRUCTURAL - 1	vendor	Approval	6
6007-INF-ASI-00-50-C002	Turbine Foundation Design - Geotechnical Evaluation (AFC - Appendix B)	STRUCTURAL - 1	vendor	Approval	0
6007-PLN-AGE-25-33-5301	Turbine Foundation Design - POWER BLOCK AREA GROUNDING PLAN ALPHA PLANT	STRUCTURAL - 1	vendor	Approval	0
GEK 63383d	Turbine Foundation Design - Turbine Generator Foundations	STRUCTURAL - 1	vendor	Approval	Revised
6007-ESP-ATP-00-50-2062	Engineering Standards and Practices Specification For Final Geotech Report	STRUCTURAL - 1	vendor	Approval	0
6007-PLN-AGE-00-50-S001	Turbine Foundation Design - GENERAL CIVIL AND STRUCTURAL NOTES	STRUCTURAL - 1	vendor	Approval	2
103T5675	Turbine Foundation Design - SUPPLEMENTARY DESIGN DATA	STRUCTURAL - 1	vendor	Approval	A
6007-ESP-ATP-00-60-G100	Turbine Foundation Design - Specification For Project Design Criteria	STRUCTURAL - 1	vendor	Approval	3
	Response letter 12.4.12	STRUCTURAL - 1	vendor	Approval	0
6007-PLN-AGE-25-52-8020	Field Beta Steam turbine/ generator foundation general notes	STRUCTURAL - 1	vendor	Approval	4
6007-PLN-AGE-25-52-8020	Field Alpha Steam turbine/ generator foundation general notes	STRUCTURAL - 1	vendor	Approval	4
Comment 10- Calculation	Additional Calculation	STRUCTURAL - 1	vendor	Approval	NA
Comment 11- Index	Index with Page Numbers	STRUCTURAL - 1	vendor	Approval	NA
	Cover Letter	STRUCTURAL - 1	vendor	Approval	NA
6007-CAL-AGE-58-54-3400	Calculation Report for Rack 1 Alpha Plant	STRUCTURAL - 1	vendor	Approval	2
6007-CAL-AGE-58-54-3401	Calculation Report for Rack 1 Steel Frame Connection Design Alpha Plant	STRUCTURAL - 1	vendor	Approval	0
6007-CAL-AGE-58-54-6401	Calculation Report for Rack 1 Steel Frame Connection Design Beta Plant	STRUCTURAL - 1	vendor	Approval	0
6007-CAL-AGE-58-54-7400	Calculation Report for Rack 1 Beta Plant	STRUCTURAL - 1	vendor	Approval	2
6007-PLN-AGE-58-54-3400	HTF-1 Pipe Rack Steel Structure Alpha Plant - Cover Sheet	STRUCTURAL - 1	vendor	Approval	4
6007-PLN-AGE-58-54-3401	HTF-1 Pipe Rack Steel Structure Alpha Plant - General Notes	STRUCTURAL - 1	vendor	Approval	4
6007-PLN-AGE-58-54-3402	HTF-1 Pipe Rack Steel Structure Alpha Plant - Plan View I	STRUCTURAL - 1	vendor	Approval	4
6007-PLN-AGE-58-54-3403	HTF-1 Pipe Rack Steel Structure Alpha Plant - Plan View II	STRUCTURAL - 1	vendor	Approval	4
6007-PLN-AGE-58-54-3404	HTF-1 Pipe Rack Steel Structure Alpha Plant - Elevations I	STRUCTURAL - 1	vendor	Approval	4
6007-PLN-AGE-58-54-3405	HTF-1 Pipe Rack Steel Structure Alpha Plant - Elevations II	STRUCTURAL - 1	vendor	Approval	4
6007-PLN-AGE-58-54-3406	HTF-1 Pipe Rack Steel Structure Alpha Plant - Elevations III	STRUCTURAL - 1	vendor	Approval	4
6007-PLN-AGE-58-54-3407	HTF-1 Pipe Rack Steel Structure Alpha Plant - Elevations IV	STRUCTURAL - 1	vendor	Approval	4
6007-PLN-AGE-58-54-3408	HTF-1 Pipe Rack Steel Structure Alpha Plant - Details I	STRUCTURAL - 1	vendor	Approval	4
6007-PLN-AGE-58-54-3409	HTF-1 Pipe Rack Steel Structure Alpha Plant - Details II	STRUCTURAL - 1	vendor	Approval	4
6007-PLN-AGE-58-54-3410	HTF-1 Pipe Rack Steel Structure Alpha Plant - Details III	STRUCTURAL - 1	vendor	Approval	4
6007-PLN-AGE-58-54-3411	HTF-1 Pipe Rack Steel Structure Alpha Plant - Details IV	STRUCTURAL - 1	vendor	Approval	4
6007-PLN-AGE-58-54-3422	HTF-1 Pipe Rack Steel Structure Alpha Plant - Plan View I	STRUCTURAL - 1	vendor	Approval	0
6007-PLN-AGE-58-54-3423	HTF-1 Pipe Rack Steel Structure Alpha Plant - Plan View II	STRUCTURAL - 1	vendor	Approval	0
6007-PLN-AGE-58-54-3424	HTF-1 Pipe Rack Steel Structure Alpha Plant - Elevations I	STRUCTURAL - 1	vendor	Approval	0
6007-PLN-AGE-58-54-3425	HTF-1 Pipe Rack Steel Structure Alpha Plant - Elevations II	STRUCTURAL - 1	vendor	Approval	0
6007-PLN-AGE-58-54-3426	HTF-1 Pipe Rack Steel Structure Alpha Plant - Elevations III	STRUCTURAL - 1	vendor	Approval	0
6007-PLN-AGE-58-54-3427	HTF-1 Pipe Rack Steel Structure Alpha Plant - Elevations IV	STRUCTURAL - 1	vendor	Approval	0
6007-PLN-AGE-58-54-3428	HTF-1 Pipe Rack Steel Structure Alpha Plant - Connection details	STRUCTURAL - 1	vendor	Approval	0
6007-PLN-AGE-58-54-3429	HTF-1 Pipe Rack Steel Structure Alpha Plant - Connection details	STRUCTURAL - 1	vendor	Approval	0
6007-PLN-AGE-58-54-3430	HTF-1 Pipe Rack Steel Structure Alpha Plant - Connection details	STRUCTURAL - 1	vendor	Approval	0
6007-PLN-AGE-58-54-3431	HTF-1 Pipe Rack Steel Structure Alpha Plant - Connection details	STRUCTURAL - 1	vendor	Approval	0
6007-PLN-AGE-58-54-6422	HTF-1 Pipe Rack Steel Structure Beta Plant - Plan View I	STRUCTURAL - 1	vendor	Approval	0
6007-PLN-AGE-58-54-6423	HTF-1 Pipe Rack Steel Structure Beta Plant - Plan View II	STRUCTURAL - 1	vendor	Approval	0
6007-PLN-AGE-58-54-6424	HTF-1 Pipe Rack Steel Structure Beta Plant - Elevations I	STRUCTURAL - 1	vendor	Approval	0
6007-PLN-AGE-58-54-6425	HTF-1 Pipe Rack Steel Structure Beta Plant - Elevations II	STRUCTURAL - 1	vendor	Approval	0
6007-PLN-AGE-58-54-6426	HTF-1 Pipe Rack Steel Structure Beta Plant - Elevations III	STRUCTURAL - 1	vendor	Approval	0
6007-PLN-AGE-58-54-6427	HTF-1 Pipe Rack Steel Structure Beta Plant - Elevations IV	STRUCTURAL - 1	vendor	Approval	0
6007-PLN-AGE-58-54-6428	HTF-1 Pipe Rack Steel Structure Beta Plant - Connection details	STRUCTURAL - 1	vendor	Approval	0
6007-PLN-AGE-58-54-6429	HTF-1 Pipe Rack Steel Structure Beta Plant - Connection details	STRUCTURAL - 1	vendor	Approval	0
6007-PLN-AGE-58-54-6430	HTF-1 Pipe Rack Steel Structure Beta Plant - Connection details	STRUCTURAL - 1	vendor	Approval	0
6007-PLN-AGE-58-54-6431	HTF-1 Pipe Rack Steel Structure Beta Plant - Connection details	STRUCTURAL - 1	vendor	Approval	0
6007-PLN-AGE-58-54-7400	HTF-1 Pipe Rack Steel Structure Beta Plant - Cover Sheet	STRUCTURAL - 1	vendor	Approval	4
6007-PLN-AGE-58-54-7401	HTF-1 Pipe Rack Steel Structure Beta Plant - General Notes	STRUCTURAL - 1	vendor	Approval	4
6007-PLN-AGE-58-54-7402	HTF-1 Pipe Rack Steel Structure Beta Plant - Plan View I	STRUCTURAL - 1	vendor	Approval	4
6007-PLN-AGE-58-54-7403	HTF-1 Pipe Rack Steel Structure Beta Plant - Plan View II	STRUCTURAL - 1	vendor	Approval	4
6007-PLN-AGE-58-54-7404	HTF-1 Pipe Rack Steel Structure Beta Plant - Elevations I	STRUCTURAL - 1	vendor	Approval	4
6007-PLN-AGE-58-54-7405	HTF-1 Pipe Rack Steel Structure Beta Plant - Elevations II	STRUCTURAL - 1	vendor	Approval	4
6007-PLN-AGE-58-54-7406	HTF-1 Pipe Rack Steel Structure Beta Plant - Elevations III	STRUCTURAL - 1	vendor	Approval	4
6007-PLN-AGE-58-54-7407	HTF-1 Pipe Rack Steel Structure Beta Plant - Elevations IV	STRUCTURAL - 1	vendor	Approval	4
6007-PLN-AGE-58-54-7408	HTF-1 Pipe Rack Steel Structure Beta Plant - Details I	STRUCTURAL - 1	vendor	Approval	4
6007-PLN-AGE-58-54-7409	HTF-1 Pipe Rack Steel Structure Beta Plant - Details II	STRUCTURAL - 1	vendor	Approval	4
6007-PLN-AGE-58-54-7410	HTF-1 Pipe Rack Steel Structure Beta Plant - Details III	STRUCTURAL - 1	vendor	Approval	4
6007-PLN-AGE-58-54-7411	HTF-1 Pipe Rack Steel Structure Beta Plant - Details IV	STRUCTURAL - 1	vendor	Approval	4
121212	Generator Circuit Breaker	STRUCTURAL - 1	vendor	Approval	0
S2.1	Generator Circuit Breaker Platform Foundation and Framing Plans	STRUCTURAL - 1	vendor	Approval	0
S1.1	Generator Circuit Breaker Platform General Structural Notes	STRUCTURAL - 1	vendor	Approval	0
S3.1	Generator Circuit Breaker Platform Foundation and Framing Details	STRUCTURAL - 1	vendor	Approval	0
	Cert Excahange Brady Notbohm	STRUCTURAL - 1	vendor	Approval	0
6007-CAL-AGE-25-51-4000	Calculation Report for STG Auxiliary equip. struc. Alpha	STRUCTURAL - 1	vendor	Approval	Rev2
6007-CAL-AGE-25-51-8000	Calculation Report for STG Auxiliary equip. struc. Beta	STRUCTURAL - 1	vendor	Approval	Rev2
6007-PLN-AGE-25-54-4000	STG Auxiliary equip. struc. Alpha Cover Sheet	STRUCTURAL - 1	vendor	Approval	Rev5
6007-PLN-AGE-25-54-4020	STG Auxiliary equip. struc. Alpha general note	STRUCTURAL - 1	vendor	Approval	Rev4
6007-PLN-AGE-25-54-4040	STG Auxiliary equip. struc. Alpha Plan@EL2072'-51/8'' &@EL2077'	STRUCTURAL - 1	vendor	Approval	Rev5
6007-PLN-AGE-25-54-4041	STG Auxiliary equip. struc. Alpha Plan@EL2086'-6&@EL2091'	STRUCTURAL - 1	vendor	Approval	Rev5
6007-PLN-AGE-25-54-4042	STG Auxiliary equip. struc. Alpha Plan @El 2098'-3''	STRUCTURAL - 1	vendor	Approval	Rev5
6007-PLN-AGE-25-54-4043	STG Auxiliary equip. struc. Alpha Plan @EL 2114'	STRUCTURAL - 1	vendor	Approval	Rev5

ABENER TEYMA MOJAVE

Compliance No.:	GEN-2				
Job :	Mojave Solar Project				
Date: 07/08/2014	Description: Structural Master Drawing List				
Sheet No.	Description	Applicable Condition of Certification	Vendor Supplied or EOR	Reason for Submittal	Revision
6007-PLN-AGE-25-54-4044	STG Auxiliary equip. struc. Alpha Plan@EL 2123'-10 3/32 & 2150'-2 3/32	STRUCTURAL - 1	vendor	Approval	Rev5
6007-PLN-AGE-25-54-4045	STG Auxiliary equip. struc. Alpha Elevations Sh 1	STRUCTURAL - 1	vendor	Approval	Rev5
6007-PLN-AGE-25-54-4046	STG Auxiliary equip. struc. Alpha Elevations Sh 2	STRUCTURAL - 1	vendor	Approval	Rev4
6007-PLN-AGE-25-54-4047	STG Auxiliary equip. struc. Alpha Elevations Sh 3	STRUCTURAL - 1	vendor	Approval	Rev5
6007-PLN-AGE-25-54-4048	STG Auxiliary equip. struc. Alpha Column Schedule & Misc Details	STRUCTURAL - 1	vendor	Approval	Rev4
6007-PLN-AGE-25-54-4049	STG Auxiliary equip. struc. Alpha Anchor Plates Detail	STRUCTURAL - 1	vendor	Approval	Rev2
6007-PLN-AGE-25-54-4050	STG Auxiliary equip. struc. Alpha Stair Schematics	STRUCTURAL - 1	vendor	Approval	Rev2
6007-PLN-AGE-25-54-8000	STG Auxiliary equip. struc. Beta Cover Sheet	STRUCTURAL - 1	vendor	Approval	Rev3
6007-PLN-AGE-25-54-8020	STG Auxiliary equip. struc. Beta general notes	STRUCTURAL - 1	vendor	Approval	Rev3
6007-PLN-AGE-25-54-8040	STG Auxiliary equip. struc. Beta Plan@EL2072'-51/8'' &@EL2077'	STRUCTURAL - 1	vendor	Approval	Rev3
6007-PLN-AGE-25-54-8041	STG Auxiliary equip. struc. Beta Plan@EL2086'-6&@EL2091'	STRUCTURAL - 1	vendor	Approval	Rev3
6007-PLN-AGE-25-54-8042	STG Auxiliary equip. struc. Beta Plan @El 2098'-3''	STRUCTURAL - 1	vendor	Approval	Rev3
6007-PLN-AGE-25-54-8043	STG Auxiliary equip. struc. Beta Plan @EL 2114'	STRUCTURAL - 1	vendor	Approval	Rev3
6007-PLN-AGE-25-54-8044	STG Auxiliary equip. struc. Beta Plan@EL 2123'-10 3/32 & 2150'- 2 3/32	STRUCTURAL - 1	vendor	Approval	Rev3
6007-PLN-AGE-25-54-8045	STG Auxiliary equip. struc. Beta Elevations Sh 1	STRUCTURAL - 1	vendor	Approval	Rev3
6007-PLN-AGE-25-54-8046	STG Auxiliary equip. struc. Beta Elevations Sh 2	STRUCTURAL - 1	vendor	Approval	Rev3
6007-PLN-AGE-25-54-8047	STG Auxiliary equip. struc. Beta Elevations Sh 3	STRUCTURAL - 1	vendor	Approval	Rev3
6007-PLN-AGE-25-54-8048	STG Auxiliary equip. struc. Beta Column Schedule & Misc Details	STRUCTURAL - 1	vendor	Approval	Rev3
6007-PLN-AGE-25-54-8049	STG Auxiliary equip. struc. Beta Anchor Plates Detail	STRUCTURAL - 1	vendor	Approval	Rev2
6007-PLN-AGE-25-54-8050	STG Auxiliary equip. struc. Beta Stair Schematics	STRUCTURAL - 1	vendor	Approval	Rev2
6007-CAL-AGE-25-52-4020	STG Structure Foundations calculations 1	STRUCTURAL - 1	vendor	Approval	1
6007-CAL-AGE-25-52-8020	STG Structure Foundations calculations 2	STRUCTURAL - 1	vendor	Approval	1
6007-PLN-AGE-25-52-4100	Field Alpha STG Aux equipment sturcture foundation cover sheet	STRUCTURAL - 1	vendor	Approval	1
6007-PLN-AGE-25-52-4120	Field Alpha STG Aux equipment sturcture foundation general notes	STRUCTURAL - 1	vendor	Approval	1
6007-PLN-AGE-25-52-4140	Field Alpha STG Aux equipment sturcture foundation plan columns position	STRUCTURAL - 1	vendor	Approval	1
6007-PLN-AGE-25-52-4141	Field Alpha STG Aux equipment sturcture foundation plan bottom lonitudinal reinforcement	STRUCTURAL - 1	vendor	Approval	1
6007-PLN-AGE-25-52-4142	Field Alpha STG Aux equipment sturcture foundation plan bottom transversal reinforcement	STRUCTURAL - 1	vendor	Approval	1
6007-PLN-AGE-25-52-4160	Field Alpha STG Aux equipment sturcture foundation details	STRUCTURAL - 1	vendor	Approval	1
6007-PLN-AGE-25-52-4161	Field Alpha STG Aux equipment sturcture foundation details	STRUCTURAL - 1	vendor	Approval	1
6007-PLN-AGE-25-52-4162	Field Alpha STG Aux equipment sturcture foundation drainage	STRUCTURAL - 1	vendor	Approval	1
6007-PLN-AGE-25-52-8100	Field beta STG Aux equipment sturcture foundation cover sheet	STRUCTURAL - 1	vendor	Approval	1
6007-PLN-AGE-25-52-8120	Field beta STG Aux equipment sturcture foundation general notes	STRUCTURAL - 1	vendor	Approval	1
6007-PLN-AGE-25-52-8140	Field beta STG Aux equipment sturcture foundation plan coumns position	STRUCTURAL - 1	vendor	Approval	1
6007-PLN-AGE-25-52-8141	Field beta STG Aux equipment sturcture foundation plan bottom longitdinal reinforcement	STRUCTURAL - 1	vendor	Approval	1
6007-PLN-AGE-25-52-8142	Field beta STG Aux equipment sturcture foundation plan bottom longitdinal reinforcement	STRUCTURAL - 1	vendor	Approval	1
6007-PLN-AGE-25-52-8160	Field beta STG Aux equipment sturcture foundation details	STRUCTURAL - 1	vendor	Approval	1
6007-PLN-AGE-25-52-8161	Field beta STG Aux equipment sturcture foundation details	STRUCTURAL - 1	vendor	Approval	1
6007-PLN-AGE-25-52-8162	Field beta STG Aux equipment sturcture foundation drainage	STRUCTURAL - 1	vendor	Approval	1
6007-CAL-AGE-25-51-4004	Alpha plant STG Auxiliary equipment structure joints Alpha Plant	STRUCTURAL - 1	vendor	Approval	1
6007-PLN-AGE-25-54-4500	Alpha plant STG Auxiliar equipment structure connections Cover sheet	STRUCTURAL - 1	vendor	Approval	1
6007-PLN-AGE-25-54-4501	Alpha plant STG Auxiliar equipment structure connections General notes	STRUCTURAL - 1	vendor	Approval	1
6007-PLN-AGE-25-54-4502	Alpha plant STG Auxiliar equipment structure connections Knots location, Frame A	STRUCTURAL - 1	vendor	Approval	1
6007-PLN-AGE-25-54-4503	Alpha plant STG Auxiliar equipment structure connections Knots location, Frame B	STRUCTURAL - 1	vendor	Approval	1
6007-PLN-AGE-25-54-4504	Alpha plant STG Auxiliar equipment structure connections Knots location, Frame C	STRUCTURAL - 1	vendor	Approval	1
6007-PLN-AGE-25-54-4505	Alpha plant STG Auxiliar equipment structure connections Knots location, Frame D & E	STRUCTURAL - 1	vendor	Approval	1
6007-PLN-AGE-25-54-4506	Alpha plant STG Auxiliar equipment structure connections Knots location, Frame 1 & 2	STRUCTURAL - 1	vendor	Approval	1
6007-PLN-AGE-25-54-4507	Alpha plant STG Auxiliar equipment structure connections Knots location, Frame 3 & 4	STRUCTURAL - 1	vendor	Approval	1
6007-PLN-AGE-25-54-4508	Alpha plant STG Auxiliar equipment structure connections Knots location, Frame 3 & 4	STRUCTURAL - 1	vendor	Approval	1
6007-PLN-AGE-25-54-4509	Alpha plant STG Auxiliar equipment structure connections Knots location, Frame 5	STRUCTURAL - 1	vendor	Approval	1
6007-PLN-AGE-25-54-4510	Alpha plant STG Auxiliar equipment structure connections Sketch of knots	STRUCTURAL - 1	vendor	Approval	1
6007-PLN-AGE-25-54-4511	Alpha plant STG Auxiliar equipment structure connections Knots definition table, Frame A	STRUCTURAL - 1	vendor	Approval	1
6007-PLN-AGE-25-54-4512	Alpha plant STG Auxiliar equipment structure connections Knots definition table, Frame B	STRUCTURAL - 1	vendor	Approval	1
6007-PLN-AGE-25-54-4513	Alpha plant STG Auxiliar equipment structure connections Knots definition table, Frame C	STRUCTURAL - 1	vendor	Approval	1
6007-PLN-AGE-25-54-4514	Alpha plant STG Auxiliar equipment structure connections Knots definition table, Frame D & E	STRUCTURAL - 1	vendor	Approval	1
6007-PLN-AGE-25-54-4515	Alpha plant STG Auxiliar equipment structure connections Knots definition table, Frame 1 & 2	STRUCTURAL - 1	vendor	Approval	1
6007-PLN-AGE-25-54-4516	Alpha plant STG Auxiliar equipment structure connections Knots definition table, Frame 3	STRUCTURAL - 1	vendor	Approval	1
6007-PLN-AGE-25-54-4517	Alpha plant STG Auxiliar equipment sturcture connections knots definition table. Frame 4	STRUCTURAL - 1	vendor	Approval	1
6007-PLN-AGE-25-54-4518	Alpha plant STG Auxiliar equipment sturcture connections knots definition table. Frame 5	STRUCTURAL - 1	vendor	Approval	1
6007-PLN-AGE-25-54-4519	Alpha plant STG Auxiliar equipment sturcture connections joints location, level 3& 4	STRUCTURAL - 1	vendor	Approval	1
6007-PLN-AGE-25-54-4520	Alpha plant STG Auxiliar equipment sturcture connections joints location, level 2	STRUCTURAL - 1	vendor	Approval	1
6007-PLN-AGE-25-54-4521	Alpha plant STG Auxiliar equipment sturcture connections joints location, level 5	STRUCTURAL - 1	vendor	Approval	1
6007-PLN-AGE-25-54-4522	Alpha plant STG Auxiliar equipment sturcture connections joints location, level 6	STRUCTURAL - 1	vendor	Approval	1
6007-PLN-AGE-25-54-4523	Alpha plant STG Auxiliar equipment sturcture connections joints location, level 1,7,8,&9	STRUCTURAL - 1	vendor	Approval	1
6007-PLN-AGE-25-54-4524	Alpha plant STG Auxiliar equipment sturcture connections joints location, frame A	STRUCTURAL - 1	vendor	Approval	1
6007-PLN-AGE-25-54-4525	Alpha plant STG Auxiliar equipment sturcture connections joints location, frame B	STRUCTURAL - 1	vendor	Approval	1
6007-PLN-AGE-25-54-4526	Alpha plant STG Auxiliar equipment sturcture connections joints location, frame C	STRUCTURAL - 1	vendor	Approval	1
6007-PLN-AGE-25-54-4527	Alpha plant STG Auxiliar equipment sturcture connections joints location, frame D & E	STRUCTURAL - 1	vendor	Approval	1
6007-PLN-AGE-25-54-4528	Alpha plant STG Auxiliar equipment sturcture connections joints location, frame 1 & 2	STRUCTURAL - 1	vendor	Approval	1
6007-PLN-AGE-25-54-4529	Alpha plant STG Auxiliar equipment sturcture connections joints location, frame 3	STRUCTURAL - 1	vendor	Approval	1
6007-PLN-AGE-25-54-4530	Alpha plant STG Auxiliar equipment sturcture connections joints location, frame 4	STRUCTURAL - 1	vendor	Approval	1
6007-PLN-AGE-25-54-4531	Alpha plant STG Auxiliar equipment sturcture connections joints location, frame 5	STRUCTURAL - 1	vendor	Approval	1
6007-PLN-AGE-25-54-4532	Alpha plant STG Auxiliar equipment sturcture connections Sketch of Joints I	STRUCTURAL - 1	vendor	Approval	1
6007-PLN-AGE-25-54-4533	Alpha plant STG Auxiliar equipment sturcture connections Sketch of Joints II	STRUCTURAL - 1	vendor	Approval	1
6007-CAL-AGE-25-51-8004	Beta plant STG Auxiliary equipment structure joints Beta Plant	STRUCTURAL - 1	vendor	Approval	0
6007-PLN-AGE-25-54-8500	Beta plant STG Auxiliar equipment structure connections Cover sheet	STRUCTURAL - 1	vendor	Approval	0
6007-PLN-AGE-25-54-8501	Beta plant STG Auxiliar equipment structure connections General notes	STRUCTURAL - 1	vendor	Approval	0
6007-PLN-AGE-25-54-8502	Beta plant STG Auxiliar equipment structure connections Knots location, Frame A	STRUCTURAL - 1	vendor	Approval	0
6007-PLN-AGE-25-54-8503	Beta plant STG Auxiliar equipment structure connections Knots location, Frame B	STRUCTURAL - 1	vendor	Approval	0
6007-PLN-AGE-25-54-8504	Beta plant STG Auxiliar equipment structure connections Knots location, Frame C	STRUCTURAL - 1	vendor	Approval	0
6007-PLN-AGE-25-54-8505	Beta plant STG Auxiliar equipment structure connections Knots location, Frame D & E	STRUCTURAL - 1	vendor	Approval	0
6007-PLN-AGE-25-54-8506	Beta plant STG Auxiliar equipment structure connections Knots location, Frame 1 & 2	STRUCTURAL - 1	vendor	Approval	0
6007-PLN-AGE-25-54-8507	Beta plant STG Auxiliar equipment structure connections Knots location, Frame 3 & 4	STRUCTURAL - 1	vendor	Approval	0
6007-PLN-AGE-25-54-8508	Beta plant STG Auxiliar equipment structure connections Knots location, Frame 3 & 4	STRUCTURAL - 1	vendor	Approval	0
6007-PLN-AGE-25-54-8509	Beta plant STG Auxiliar equipment structure connections Knots location, Frame 5	STRUCTURAL - 1	vendor	Approval	0
6007-PLN-AGE-25-54-8510	Beta plant STG Auxiliar equipment structure connections Sketch of knots	STRUCTURAL - 1	vendor	Approval	0

ABENER TEYMA MOJAVE

Compliance No.:	GEN-2				
Job :	Mojave Solar Project				
Date: 07/08/2014	Description: Structural Master Drawing List				
Sheet No.	Description	Applicable Condition of Certification	Vendor Supplied or EOR	Reason for Submittal	Revision
6007-PLN-AGE-25-54-8511	Beta plant STG Auxiliar equipment structure connections Knots definition table, Frame A	STRUCTURAL - 1	vendor	Approval	0
6007-PLN-AGE-25-54-8512	Beta plant STG Auxiliar equipment structure connections Knots definition table, Frame B	STRUCTURAL - 1	vendor	Approval	0
6007-PLN-AGE-25-54-8513	Beta plant STG Auxiliar equipment structure connections Knots definition table, Frame C	STRUCTURAL - 1	vendor	Approval	0
6007-PLN-AGE-25-54-8514	Beta plant STG Auxiliar equipment structure connections Knots definition table, Frame D & E	STRUCTURAL - 1	vendor	Approval	0
6007-PLN-AGE-25-54-8515	Beta plant STG Auxiliar equipment structure connections Knots definition table, Frame 1 & 2	STRUCTURAL - 1	vendor	Approval	0
6007-PLN-AGE-25-54-8516	Beta plant STG Auxiliar equipment structure connections Knots definition table, Frame 3	STRUCTURAL - 1	vendor	Approval	0
6007-PLN-AGE-25-54-8517	Beta plant STG Auxiliar equipment sturcture connections knots definition table. Frame 4	STRUCTURAL - 1	vendor	Approval	0
6007-PLN-AGE-25-54-8518	Beta plant STG Auxiliar equipment sturcture connections knots definition table. Frame 5	STRUCTURAL - 1	vendor	Approval	0
6007-PLN-AGE-25-54-8519	Beta plant STG Auxiliar equipment sturcture connections joints location, level 3& 4	STRUCTURAL - 1	vendor	Approval	0
6007-PLN-AGE-25-54-8520	Beta plant STG Auxiliar equipment sturcture connections joints location, level 2	STRUCTURAL - 1	vendor	Approval	0
6007-PLN-AGE-25-54-8521	Beta plant STG Auxiliar equipment sturcture connections joints location, level 5	STRUCTURAL - 1	vendor	Approval	0
6007-PLN-AGE-25-54-8522	Beta plant STG Auxiliar equipment sturcture connections joints location, level 6	STRUCTURAL - 1	vendor	Approval	0
6007-PLN-AGE-25-54-8523	Beta plant STG Auxiliar equipment sturcture connections joints location, level 1,7,8,&9	STRUCTURAL - 1	vendor	Approval	0
6007-PLN-AGE-25-54-8524	Beta plant STG Auxiliar equipment sturcture connections joints location, frame A	STRUCTURAL - 1	vendor	Approval	0
6007-PLN-AGE-25-54-8525	Beta plant STG Auxiliar equipment sturcture connections joints location, frame B	STRUCTURAL - 1	vendor	Approval	0
6007-PLN-AGE-25-54-8526	Beta plant STG Auxiliar equipment sturcture connections joints location, frame C	STRUCTURAL - 1	vendor	Approval	0
6007-PLN-AGE-25-54-8527	Beta plant STG Auxiliar equipment sturcture connections joints location, frame D & E	STRUCTURAL - 1	vendor	Approval	0
6007-PLN-AGE-25-54-8528	Beta plant STG Auxiliar equipment sturcture connections joints location, frame 1 & 2	STRUCTURAL - 1	vendor	Approval	0
6007-PLN-AGE-25-54-8529	Beta plant STG Auxiliar equipment sturcture connections joints location, frame 3	STRUCTURAL - 1	vendor	Approval	0
6007-PLN-AGE-25-54-8530	Beta plant STG Auxiliar equipment sturcture connections joints location, frame 4	STRUCTURAL - 1	vendor	Approval	0
6007-PLN-AGE-25-54-8531	Beta plant STG Auxiliar equipment sturcture connections joints location, frame 5	STRUCTURAL - 1	vendor	Approval	0
6007-PLN-AGE-25-54-8532	Beta plant STG Auxiliar equipment sturcture connections Sketch of Joints I	STRUCTURAL - 1	vendor	Approval	0
6007-PLN-AGE-25-54-8533	Beta plant STG Auxiliar equipment sturcture connections Sketch of Joints II	STRUCTURAL - 1	vendor	Approval	0
121212- Structural Calcs_Signed	Generator Circuit Breaker	STRUCTURAL - 1	vendor	Approval	1
S2.1	Generator Circuit Breaker Platform Foundation and Framing Plans	STRUCTURAL - 1	vendor	Approval	1
S1.1	Generator Circuit Breaker Platform General Structural Notes	STRUCTURAL - 1	vendor	Approval	1
S3.1	Generator Circuit Breaker Platform Foundation and Framing Details	STRUCTURAL - 1	vendor	Approval	1
	Cert Excahange Brady Notbohm	STRUCTURAL - 1	vendor	Approval	A
6007-CAL-ATD-23-52-C070	Mojave Alpha & Beta Substations Other Foundations Calculations	STRUCTURAL - 1	vendor	Approval	B
6007-PLN-ATD-23-55-C011	Mojave Alpha & Beta Substations Steel Details 230 kV Single Phase Low Bus Support	STRUCTURAL - 1	vendor	Approval	1
6007-PLN-ATD-23-55-C014	Mojave Alpha & Beta Substations Steel Details 230 kV Single Phase S3 Stand - S3	STRUCTURAL - 1	vendor	Approval	0
6007-PLN-ATD-23-55-C015	Mojave Alpha & Beta Substations Steel Details 230 kV Switch Stand S4 - Sheet 1	STRUCTURAL - 1	vendor	Approval	0
6007-PLN-ATD-23-55-C016	Mojave Alpha & Beta Substations Steel Details 230 kV Switch Stand S4 - Sheet 2	STRUCTURAL - 1	vendor	Approval	0
6007-PLN-ATD-23-55-C018	Mojave Alpha & Beta Substations Steel Details 230 kV Single Phase CT Stand - S6	STRUCTURAL - 1	vendor	Approval	0
6007-PLN-ATD-23-55-C019	Mojave Alpha & Beta Substations Steel Details Control Building Stair Details & Footing - ST1	STRUCTURAL - 1	vendor	Approval	0
6007-PLN-ATD-23-57-C063	Mojave Alpha & Beta Substations Foundation Detail - APT Transformer (F2)	STRUCTURAL - 1	vendor	Approval	2
6007-PLN-ATD-23-57-C064	Mojave Alpha & Beta Substations Foundation Detail - Relay House & Minor Equipment (P2, P3, P4, P6 & P7)	STRUCTURAL - 1	vendor	Approval	0
6007-PLN-ATD-23-57-C065	Mojave Alpha & Beta Substations Foundation Detail - Shield Spike & Terminal Structure (P1 & P5)	STRUCTURAL - 1	vendor	Approval	0
6007-PLN-ATD-23-57-C071	Mojave Alpha & Beta Substations Foundation Layout Drawings	STRUCTURAL - 1	vendor	Approval	2
6007-PLN-ATD-23-57-C072	Mojave Alpha & Beta Substations Foundation Detail - Circuit Breaker (F4)	STRUCTURAL - 1	vendor	Approval	0
6007-PLN-ATD-23-57-C073	Mojave Alpha & Beta Substations Foundation Detail - Firewall APT1 (F6)	STRUCTURAL - 1	vendor	Approval	0
6007-PLN-ATD-23-57-C074	Mojave Alpha & Beta Substations Foundation Detail - Firewall MPT1 (F3)	STRUCTURAL - 1	vendor	Approval	0
6007-PLN-ATD-23-57-C091	Mojave Alpha & Beta Substations Site Preparation & Fencing Drawings	STRUCTURAL - 1	vendor	Approval	2
6007-PLN-ATD-23-52-E101	Control Building	STRUCTURAL - 1	vendor	Approval	A
6007-PLN-ATD-23-03-E021	Mojave Alpha & Beta Substations General Arrangement	STRUCTURAL - 1	vendor	Approval	0
6007-PLN-ATD-23-54-C011	Mojave Alpha & Beta Substations Structure Layout Plan	STRUCTURAL - 1	vendor	Approval	0
6007-PLN-ATD-23-55-C012	Mojave Alpha & Beta Substations Steel Details 230 kV Three Phase 230 kV Deadend - S7	STRUCTURAL - 1	vendor	Approval	A
6007-PLN-ATD-23-55-C013	Mojave Alpha & Beta Substations Steel Details Static Mast (S1)	STRUCTURAL - 1	vendor	Approval	A
6007-ESP-RJK-33-50-0010	Engineering Calculation Record Cover Sheet	STRUCTURAL - 1	vendor	Approval	W
6007-PLN-AGE-57-52-3302	End supply return loops foundation - NE field Foundations plan I - Alpha	STRUCTURAL - 1	vendor	Approval	W
6007-PLN-AGE-57-52-3303	End supply return loops foundation - NE field Foundations plan II - Alpha	STRUCTURAL - 1	vendor	Approval	W
6007-PLN-AGE-57-52-3304	End supply return loops foundation - NE field Coordinates I - Alpha	STRUCTURAL - 1	vendor	Approval	W
6007-PLN-AGE-57-52-3305	End supply return loops foundation - NE field Coordinates II - Alpha	STRUCTURAL - 1	vendor	Approval	W
6007-PLN-AGE-57-52-3312	End supply return loops foundation - E field Foundations plan I - Alpha	STRUCTURAL - 1	vendor	Approval	W
6007-PLN-AGE-57-52-3313	End supply return loops foundation - E field Foundations plan II - Alpha	STRUCTURAL - 1	vendor	Approval	W
6007-PLN-AGE-57-52-3314	End supply return loops foundation - E field Foundations plan III - Alpha	STRUCTURAL - 1	vendor	Approval	W
6007-PLN-AGE-57-52-3315	End supply return loops foundation - E field Foundations plan IV - Alpha	STRUCTURAL - 1	vendor	Approval	W
6007-PLN-AGE-57-52-3316	End supply return loops foundation - E field Foundations plan V - Alpha	STRUCTURAL - 1	vendor	Approval	W
6007-PLN-AGE-57-52-3317	End supply return loops foundation - E field Foundations plan VI - Alpha	STRUCTURAL - 1	vendor	Approval	W
6007-PLN-AGE-57-52-3318	End supply return loops foundation - E field Foundations plan VII - Alpha	STRUCTURAL - 1	vendor	Approval	W
6007-PLN-AGE-57-52-3319	End supply return loops foundation - E field Coordinates I - Alpha	STRUCTURAL - 1	vendor	Approval	W
6007-PLN-AGE-57-52-3320	End supply return loops foundation - E field Coordinates II - Alpha	STRUCTURAL - 1	vendor	Approval	W
6007-PLN-AGE-57-52-3321	End supply return loops foundation - E field Coordinates III - Alpha	STRUCTURAL - 1	vendor	Approval	W
6007-PLN-AGE-57-52-3322	End supply return loops foundation - E field Coordinates IV - Alpha	STRUCTURAL - 1	vendor	Approval	W
6007-PLN-AGE-57-52-3323	End supply return loops foundation - E field Coordinates V - Alpha	STRUCTURAL - 1	vendor	Approval	W
6007-PLN-AGE-57-52-3324	End supply return loops foundation - E field Coordinates VI - Alpha	STRUCTURAL - 1	vendor	Approval	W
6007-PLN-AGE-57-52-3325	End supply return loops foundation - E field Coordinates VII - Alpha	STRUCTURAL - 1	vendor	Approval	W
6007-PLN-AGE-57-52-3352	End supply return loops foundation - NW field Foundations plan I - Alpha	STRUCTURAL - 1	vendor	Approval	W
6007-PLN-AGE-57-52-3353	End supply return loops foundation - NW field Foundations plan II - Alpha	STRUCTURAL - 1	vendor	Approval	W
6007-PLN-AGE-57-52-3354	End supply return loops foundation - NW field Foundations plan III - Alpha	STRUCTURAL - 1	vendor	Approval	W
6007-PLN-AGE-57-52-3355	End supply return loops foundation - NW field Foundations plan IV - Alpha	STRUCTURAL - 1	vendor	Approval	W
6007-PLN-AGE-57-52-3356	End supply return loops foundation - NW field Foundations plan V - Alpha	STRUCTURAL - 1	vendor	Approval	W
6007-PLN-AGE-57-52-3357	End supply return loops foundation - NW field Coordinates I - Alpha	STRUCTURAL - 1	vendor	Approval	W
6007-PLN-AGE-57-52-3358	End supply return loops foundation - NW field Coordinates II - Alpha	STRUCTURAL - 1	vendor	Approval	W
6007-PLN-AGE-57-52-3359	End supply return loops foundation - NW field Coordinates III - Alpha	STRUCTURAL - 1	vendor	Approval	W
6007-PLN-AGE-57-52-3360	End supply return loops foundation - NW field Coordinates IV - Alpha	STRUCTURAL - 1	vendor	Approval	W
6007-PLN-AGE-57-52-3361	End supply return loops foundation - NW field Coordinates V - Alpha	STRUCTURAL - 1	vendor	Approval	W
6007-PLN-AGE-57-52-3372	End supply return loops foundation - W field Foundations plan I - Alpha	STRUCTURAL - 1	vendor	Approval	W
6007-PLN-AGE-57-52-3373	End supply return loops foundation - W field Foundations plan II - Alpha	STRUCTURAL - 1	vendor	Approval	W
6007-PLN-AGE-57-52-3374	End supply return loops foundation - W field Foundations plan III - Alpha	STRUCTURAL - 1	vendor	Approval	W
6007-PLN-AGE-57-52-3375	End supply return loops foundation - W field Foundations plan IV - Alpha	STRUCTURAL - 1	vendor	Approval	W
6007-PLN-AGE-57-52-3376	End supply return loops foundation - W field Foundations plan V - Alpha	STRUCTURAL - 1	vendor	Approval	W
6007-PLN-AGE-57-52-3377	End supply return loops foundation - W field Foundations plan VI - Alpha	STRUCTURAL - 1	vendor	Approval	W
6007-PLN-AGE-57-52-3378	End supply return loops foundation - W field Coordinates I - Alpha	STRUCTURAL - 1	vendor	Approval	W
6007-PLN-AGE-57-52-3379	End supply return loops foundation - W field Coordinates II - Alpha	STRUCTURAL - 1	vendor	Approval	W

ABENER TEYMA MOJAVE

Compliance No.:	GEN-2				
Job :	Mojave Solar Project				
Date: 07/08/2014	Description: Structural Master Drawing List				
Sheet No.	Description	Applicable Condition of Certification	Vendor Supplied or EOR	Reason for Submittal	Revision
6007-PLN-AGE-57-52-3380	End supply return loops foundation - W field Coordinates III - Alpha	STRUCTURAL - 1	vendor	Approval	W
6007-PLN-AGE-57-52-3381	End supply return loops foundation - W field Coordinates IV - Alpha	STRUCTURAL - 1	vendor	Approval	W
6007-PLN-AGE-57-52-3382	End supply return loops foundation - W field Coordinates V - Alpha	STRUCTURAL - 1	vendor	Approval	W
6007-PLN-AGE-57-52-3383	End supply return loops foundation - W field Coordinates VI - Alpha	STRUCTURAL - 1	vendor	Approval	W
6007-PLN-AGE-57-52-5000	End supply return loops foundation - Alpha & Beta - Cover Sheet	STRUCTURAL - 1	vendor	Approval	W
6007-PLN-AGE-57-52-5001	End supply return loops foundation - Alpha - North east	STRUCTURAL - 1	vendor	Approval	W
6007-PLN-AGE-57-52-5002	End supply return loops foundation - Alpha - East	STRUCTURAL - 1	vendor	Approval	W
6007-PLN-AGE-57-52-5003	End supply return loops foundation - Alpha - North west	STRUCTURAL - 1	vendor	Approval	W
6007-PLN-AGE-57-52-5004	End supply return loops foundation - Alpha - West	STRUCTURAL - 1	vendor	Approval	W
6007-PLN-AGE-57-52-5005	End supply return loops foundation - Beta - North	STRUCTURAL - 1	vendor	Approval	W
6007-PLN-AGE-57-52-5006	End supply return loops foundation - Beta - East	STRUCTURAL - 1	vendor	Approval	W
6007-PLN-AGE-57-52-5007	End supply return loops foundation - Beta - South	STRUCTURAL - 1	vendor	Approval	W
6007-PLN-AGE-57-52-5008	End supply return loops foundation - Beta - West and Far west	STRUCTURAL - 1	vendor	Approval	W
6007-PLN-AGE-57-52-7302	End supply return loops foundation - E field Foundations plan I - Beta	STRUCTURAL - 1	vendor	Approval	W
6007-PLN-AGE-57-52-7303	End supply return loops foundation - E field Foundations plan II - Beta	STRUCTURAL - 1	vendor	Approval	W
6007-PLN-AGE-57-52-7304	End supply return loops foundation - E field Foundations plan III - Beta	STRUCTURAL - 1	vendor	Approval	W
6007-PLN-AGE-57-52-7305	End supply return loops foundation - E field Coordinates I - Beta	STRUCTURAL - 1	vendor	Approval	W
6007-PLN-AGE-57-52-7306	End supply return loops foundation - E field Coordinates II - Beta	STRUCTURAL - 1	vendor	Approval	W
6007-PLN-AGE-57-52-7307	End supply return loops foundation - E field Coordinates III - Beta	STRUCTURAL - 1	vendor	Approval	W
6007-PLN-AGE-57-52-7312	End supply return loops foundation - S field Foundations plan I - Beta	STRUCTURAL - 1	vendor	Approval	W
6007-PLN-AGE-57-52-7313	End supply return loops foundation - S field Foundations plan II - Beta	STRUCTURAL - 1	vendor	Approval	W
6007-PLN-AGE-57-52-7314	End supply return loops foundation - S field Foundations plan III - Beta	STRUCTURAL - 1	vendor	Approval	W
6007-PLN-AGE-57-52-7315	End supply return loops foundation - S field Foundations plan IV - Beta	STRUCTURAL - 1	vendor	Approval	W
6007-PLN-AGE-57-52-7316	End supply return loops foundation - S field Foundations plan V - Beta	STRUCTURAL - 1	vendor	Approval	W
6007-PLN-AGE-57-52-7317	End supply return loops foundation - S field Foundations plan VI - Beta	STRUCTURAL - 1	vendor	Approval	W
6007-PLN-AGE-57-52-7318	End supply return loops foundation - S field Foundations plan I - Beta	STRUCTURAL - 1	vendor	Approval	W
6007-PLN-AGE-57-52-7319	End supply return loops foundation - S field Foundations plan II - Beta	STRUCTURAL - 1	vendor	Approval	W
6007-PLN-AGE-57-52-7320	End supply return loops foundation - S field Foundations plan III - Beta	STRUCTURAL - 1	vendor	Approval	W
6007-PLN-AGE-57-52-7321	End supply return loops foundation - S field Foundations plan IV - Beta	STRUCTURAL - 1	vendor	Approval	W
6007-PLN-AGE-57-52-7322	End supply return loops foundation - S field Foundations plan V - Beta	STRUCTURAL - 1	vendor	Approval	W
6007-PLN-AGE-57-52-7323	End supply return loops foundation - S field Foundations plan VI - Beta	STRUCTURAL - 1	vendor	Approval	W
6007-PLN-AGE-57-52-7352	End supply return loops foundation - N field Foundations plan I - Beta	STRUCTURAL - 1	vendor	Approval	W
6007-PLN-AGE-57-52-7353	End supply return loops foundation - N field Foundations plan II - Beta	STRUCTURAL - 1	vendor	Approval	W
6007-PLN-AGE-57-52-7354	End supply return loops foundation - N field Foundations plan III - Beta	STRUCTURAL - 1	vendor	Approval	W
6007-PLN-AGE-57-52-7355	End supply return loops foundation - N field Foundations plan IV - Beta	STRUCTURAL - 1	vendor	Approval	W
6007-PLN-AGE-57-52-7356	End supply return loops foundation - N field Foundations plan V - Beta	STRUCTURAL - 1	vendor	Approval	W
6007-PLN-AGE-57-52-7357	End supply return loops foundation - N field Foundations plan VI - Beta	STRUCTURAL - 1	vendor	Approval	W
6007-PLN-AGE-57-52-7358	End supply return loops foundation - N field Coordinates I - Beta	STRUCTURAL - 1	vendor	Approval	W
6007-PLN-AGE-57-52-7359	End supply return loops foundation - N field Coordinates II - Beta	STRUCTURAL - 1	vendor	Approval	W
6007-PLN-AGE-57-52-7360	End supply return loops foundation - N field Coordinates III - Beta	STRUCTURAL - 1	vendor	Approval	W
6007-PLN-AGE-57-52-7361	End supply return loops foundation - N field Coordinates IV - Beta	STRUCTURAL - 1	vendor	Approval	W
6007-PLN-AGE-57-52-7362	End supply return loops foundation - N field Coordinates V - Beta	STRUCTURAL - 1	vendor	Approval	W
6007-PLN-AGE-57-52-7363	End supply return loops foundation - N field Coordinates VI - Beta	STRUCTURAL - 1	vendor	Approval	W
6007-PLN-AGE-57-52-7372	End supply return loops foundation - W and FW field Foundations plan I - Beta	STRUCTURAL - 1	vendor	Approval	W
6007-PLN-AGE-57-52-7373	End supply return loops foundation - W and FW field Foundations plan II - Beta	STRUCTURAL - 1	vendor	Approval	W
6007-PLN-AGE-57-52-7374	End supply return loops foundation - W and FW field Foundations plan III - Beta	STRUCTURAL - 1	vendor	Approval	W
6007-PLN-AGE-57-52-7375	End supply return loops foundation - W and FW field Foundations plan IV - Beta	STRUCTURAL - 1	vendor	Approval	W
6007-PLN-AGE-57-52-7376	End supply return loops foundation - W and FW field Foundations plan V - Beta	STRUCTURAL - 1	vendor	Approval	W
6007-PLN-AGE-57-52-7377	End supply return loops foundation - W and FW field Foundations plan VI - Beta	STRUCTURAL - 1	vendor	Approval	W
6007-PLN-AGE-57-52-7378	End supply return loops foundation - W and FW field Coordinates I - Beta	STRUCTURAL - 1	vendor	Approval	W
6007-PLN-AGE-57-52-7379	End supply return loops foundation - W and FW field Coordinates II - Beta	STRUCTURAL - 1	vendor	Approval	W
6007-PLN-AGE-57-52-7380	End supply return loops foundation - W and FW field Coordinates III - Beta	STRUCTURAL - 1	vendor	Approval	W
6007-PLN-AGE-57-52-7381	End supply return loops foundation - W and FW field Coordinates IV - Beta	STRUCTURAL - 1	vendor	Approval	W
6007-PLN-AGE-57-52-7382	End supply return loops foundation - W and FW field Coordinates V - Beta	STRUCTURAL - 1	vendor	Approval	W
6007-PLN-AGE-57-52-7383	End supply return loops foundation - W and FW field Coordinates VI - Beta	STRUCTURAL - 1	vendor	Approval	W
6007-PLN-AGE-21-52-2052	Alpha plant - Steam generators evaporators foundations - Foundation plan	STRUCTURAL - 1	vendor	Approval	W
6007-PLN-AGE-21-52-6052	Beta plant - Steam generators evaporators foundations - Foundation plan	STRUCTURAL - 1	vendor	Approval	W
6007-CAL-AGE-58-54-3400	Calculation Report for Rack 1 Alpha Plant	STRUCTURAL - 1	vendor	Approval	W
6007-CAL-AGE-58-54-3401	Calculation Report for Rack 1 Steel Frame Connection Design Alpha Plant	STRUCTURAL - 1	vendor	Approval	W
6007-CAL-AGE-58-54-7401	Calculation Report for Rack 1 Steel Frame Connection Design Beta Plant	STRUCTURAL - 1	vendor	Approval	W
6007-CAL-AGE-58-54-7400	Calculation Report for Rack 1 Beta Plant	STRUCTURAL - 1	vendor	Approval	W
6007-PLN-AGE-58-54-3400	HTF-1 Pipe Rack Steel Structure Alpha Plant - Cover Sheet	STRUCTURAL - 1	vendor	Approval	W
6007-PLN-AGE-58-54-3401	HTF-1 Pipe Rack Steel Structure Alpha Plant - General Notes	STRUCTURAL - 1	vendor	Approval	W
6007-PLN-AGE-58-54-3402	HTF-1 Pipe Rack Steel Structure Alpha Plant - Plan View I	STRUCTURAL - 1	vendor	Approval	W
6007-PLN-AGE-58-54-3403	HTF-1 Pipe Rack Steel Structure Alpha Plant - Plan View II	STRUCTURAL - 1	vendor	Approval	W
6007-PLN-AGE-58-54-3404	HTF-1 Pipe Rack Steel Structure Alpha Plant - Elevations I	STRUCTURAL - 1	vendor	Approval	W
6007-PLN-AGE-58-54-3405	HTF-1 Pipe Rack Steel Structure Alpha Plant - Elevations II	STRUCTURAL - 1	vendor	Approval	W
6007-PLN-AGE-58-54-3406	HTF-1 Pipe Rack Steel Structure Alpha Plant - Elevations III	STRUCTURAL - 1	vendor	Approval	W
6007-PLN-AGE-58-54-3407	HTF-1 Pipe Rack Steel Structure Alpha Plant - Elevations IV	STRUCTURAL - 1	vendor	Approval	W
6007-PLN-AGE-58-54-3408	HTF-1 Pipe Rack Steel Structure Alpha Plant - Details I	STRUCTURAL - 1	vendor	Approval	W
6007-PLN-AGE-58-54-3409	HTF-1 Pipe Rack Steel Structure Alpha Plant - Details II	STRUCTURAL - 1	vendor	Approval	W
6007-PLN-AGE-58-54-3410	HTF-1 Pipe Rack Steel Structure Alpha Plant - Details III	STRUCTURAL - 1	vendor	Approval	W
6007-PLN-AGE-58-54-3411	HTF-1 Pipe Rack Steel Structure Alpha Plant - Details IV	STRUCTURAL - 1	vendor	Approval	W
6007-PLN-AGE-58-54-3422	HTF-1 Pipe Rack Steel Structure Alpha Plant - Plan View I	STRUCTURAL - 1	vendor	Approval	W
6007-PLN-AGE-58-54-3423	HTF-1 Pipe Rack Steel Structure Alpha Plant - Plan View II	STRUCTURAL - 1	vendor	Approval	W
6007-PLN-AGE-58-54-3424	HTF-1 Pipe Rack Steel Structure Alpha Plant - Elevations I	STRUCTURAL - 1	vendor	Approval	W
6007-PLN-AGE-58-54-3425	HTF-1 Pipe Rack Steel Structure Alpha Plant - Elevations II	STRUCTURAL - 1	vendor	Approval	W
6007-PLN-AGE-58-54-3426	HTF-1 Pipe Rack Steel Structure Alpha Plant - Elevations III	STRUCTURAL - 1	vendor	Approval	W
6007-PLN-AGE-58-54-3427	HTF-1 Pipe Rack Steel Structure Alpha Plant - Elevations IV	STRUCTURAL - 1	vendor	Approval	W
6007-PLN-AGE-58-54-3428	HTF-1 Pipe Rack Steel Structure Alpha Plant - Connection details	STRUCTURAL - 1	vendor	Approval	W
6007-PLN-AGE-58-54-3429	HTF-1 Pipe Rack Steel Structure Alpha Plant - Connection details	STRUCTURAL - 1	vendor	Approval	W
6007-PLN-AGE-58-54-3430	HTF-1 Pipe Rack Steel Structure Alpha Plant - Connection details	STRUCTURAL - 1	vendor	Approval	W
6007-PLN-AGE-58-54-3431	HTF-1 Pipe Rack Steel Structure Alpha Plant - Connection details	STRUCTURAL - 1	vendor	Approval	W
6007-PLN-AGE-58-54-7422	HTF-1 Pipe Rack Steel Structure Beta Plant - Plan View I	STRUCTURAL - 1	vendor	Approval	W
6007-PLN-AGE-58-54-7423	HTF-1 Pipe Rack Steel Structure Beta Plant - Plan View II	STRUCTURAL - 1	vendor	Approval	W

ABENER TEYMA MOJAVE

Compliance No.:	GEN-2				
Job :	Mojave Solar Project				
Date: 07/08/2014	Description: Structural Master Drawing List				
Sheet No.	Description	Applicable Condition of Certification	Vendor Supplied or EOR	Reason for Submittal	Revision
6007-PLN-AGE-58-54-7424	HTF-1 Pipe Rack Steel Structure Beta Plant - Elevations I	STRUCTURAL - 1	vendor	Approval	W
6007-PLN-AGE-58-54-7425	HTF-1 Pipe Rack Steel Structure Beta Plant - Elevations II	STRUCTURAL - 1	vendor	Approval	W
6007-PLN-AGE-58-54-7426	HTF-1 Pipe Rack Steel Structure Beta Plant - Elevations III	STRUCTURAL - 1	vendor	Approval	W
6007-PLN-AGE-58-54-7427	HTF-1 Pipe Rack Steel Structure Beta Plant - Elevations IV	STRUCTURAL - 1	vendor	Approval	W
6007-PLN-AGE-58-54-7428	HTF-1 Pipe Rack Steel Structure Beta Plant - Connection details	STRUCTURAL - 1	vendor	Approval	W
6007-PLN-AGE-58-54-7429	HTF-1 Pipe Rack Steel Structure Beta Plant - Connection details	STRUCTURAL - 1	vendor	Approval	W
6007-PLN-AGE-58-54-7430	HTF-1 Pipe Rack Steel Structure Beta Plant - Connection details	STRUCTURAL - 1	vendor	Approval	W
6007-PLN-AGE-58-54-7431	HTF-1 Pipe Rack Steel Structure Beta Plant - Connection details	STRUCTURAL - 1	vendor	Approval	W
6007-PLN-AGE-58-54-7400	HTF-1 Pipe Rack Steel Structure Beta Plant - Cover Sheet	STRUCTURAL - 1	vendor	Approval	W
6007-PLN-AGE-58-54-7401	HTF-1 Pipe Rack Steel Structure Beta Plant - General Notes	STRUCTURAL - 1	vendor	Approval	W
6007-PLN-AGE-58-54-7402	HTF-1 Pipe Rack Steel Structure Beta Plant - Plan View I	STRUCTURAL - 1	vendor	Approval	W
6007-PLN-AGE-58-54-7403	HTF-1 Pipe Rack Steel Structure Beta Plant - Plan View II	STRUCTURAL - 1	vendor	Approval	W
6007-PLN-AGE-58-54-7404	HTF-1 Pipe Rack Steel Structure Beta Plant - Elevations I	STRUCTURAL - 1	vendor	Approval	W
6007-PLN-AGE-58-54-7405	HTF-1 Pipe Rack Steel Structure Beta Plant - Elevations II	STRUCTURAL - 1	vendor	Approval	W
6007-PLN-AGE-58-54-7406	HTF-1 Pipe Rack Steel Structure Beta Plant - Elevations III	STRUCTURAL - 1	vendor	Approval	W
6007-PLN-AGE-58-54-7407	HTF-1 Pipe Rack Steel Structure Beta Plant - Elevations IV	STRUCTURAL - 1	vendor	Approval	W
6007-PLN-AGE-58-54-7408	HTF-1 Pipe Rack Steel Structure Beta Plant - Details I	STRUCTURAL - 1	vendor	Approval	W
6007-PLN-AGE-58-54-7409	HTF-1 Pipe Rack Steel Structure Beta Plant - Details II	STRUCTURAL - 1	vendor	Approval	W
6007-PLN-AGE-58-54-7410	HTF-1 Pipe Rack Steel Structure Beta Plant - Details III	STRUCTURAL - 1	vendor	Approval	W
6007-PLN-AGE-58-54-7411	HTF-1 Pipe Rack Steel Structure Beta Plant - Details IV	STRUCTURAL - 1	vendor	Approval	W
6007-CAL-AGE-58-54-3450	Calculation Report for Rack 2 Alpha Plant	STRUCTURAL - 1	vendor	Approval	W
6007-CAL-AGE-58-54-7450	Calculation Report for Rack 2 Beta Plant	STRUCTURAL - 1	vendor	Approval	W
6007-PLN-AGE-58-54-3450	HTF-2 Pipe Rack Steel Structure Alpha Plant - Cover Sheet	STRUCTURAL - 1	vendor	Approval	W
6007-PLN-AGE-58-54-3451	HTF-2 Pipe Rack Steel Structure Alpha Plant - General notes	STRUCTURAL - 1	vendor	Approval	W
6007-PLN-AGE-58-54-3452	HTF-2 Pipe Rack Steel Structure Alpha Plant - Plan View I	STRUCTURAL - 1	vendor	Approval	W
6007-PLN-AGE-58-54-3453	HTF-2 Pipe Rack Steel Structure Alpha Plant - Plan View II	STRUCTURAL - 1	vendor	Approval	W
6007-PLN-AGE-58-54-3454	HTF-2 Pipe Rack Steel Structure Alpha Plant - Plan View III	STRUCTURAL - 1	vendor	Approval	W
6007-PLN-AGE-58-54-3455	HTF-2 Pipe Rack Steel Structure Alpha Plant - Plan View IV	STRUCTURAL - 1	vendor	Approval	W
6007-PLN-AGE-58-54-3456	HTF-2 Pipe Rack Steel Structure Alpha Plant - Elevations I	STRUCTURAL - 1	vendor	Approval	W
6007-PLN-AGE-58-54-3457	HTF-2 Pipe Rack Steel Structure Alpha Plant - Elevations II	STRUCTURAL - 1	vendor	Approval	W
6007-PLN-AGE-58-54-3458	HTF-2 Pipe Rack Steel Structure Alpha Plant - Elevations III	STRUCTURAL - 1	vendor	Approval	W
6007-PLN-AGE-58-54-3459	HTF-2 Pipe Rack Steel Structure Alpha Plant - Elevations IV	STRUCTURAL - 1	vendor	Approval	W
6007-PLN-AGE-58-54-3460	HTF-2 Pipe Rack Steel Structure Alpha Plant - Details I	STRUCTURAL - 1	vendor	Approval	W
6007-PLN-AGE-58-54-3461	HTF-2 Pipe Rack Steel Structure Alpha Plant - Details II	STRUCTURAL - 1	vendor	Approval	W
6007-PLN-AGE-58-54-3462	HTF-2 Pipe Rack Steel Structure Alpha Plant - Details III	STRUCTURAL - 1	vendor	Approval	W
6007-PLN-AGE-58-54-3463	HTF-2 Pipe Rack Steel Structure Alpha Plant - Details IV	STRUCTURAL - 1	vendor	Approval	W
6007-PLN-AGE-58-54-3464	HTF-2 Pipe Rack Steel Structure Alpha Plant - Details V	STRUCTURAL - 1	vendor	Approval	W
6007-PLN-AGE-58-54-7450	HTF-2 Pipe Rack Steel Structure Beta Plant - Cover Sheet	STRUCTURAL - 1	vendor	Approval	W
6007-PLN-AGE-58-54-7451	HTF-2 Pipe Rack Steel Structure Beta Plant - General notes	STRUCTURAL - 1	vendor	Approval	W
6007-PLN-AGE-58-54-7452	HTF-2 Pipe Rack Steel Structure Beta Plant - Plan View I	STRUCTURAL - 1	vendor	Approval	W
6007-PLN-AGE-58-54-7453	HTF-2 Pipe Rack Steel Structure Beta Plant - Plan View II	STRUCTURAL - 1	vendor	Approval	W
6007-PLN-AGE-58-54-7454	HTF-2 Pipe Rack Steel Structure Beta Plant - Plan View III	STRUCTURAL - 1	vendor	Approval	W
6007-PLN-AGE-58-54-7455	HTF-2 Pipe Rack Steel Structure Beta Plant - Plan View IV	STRUCTURAL - 1	vendor	Approval	W
6007-PLN-AGE-58-54-7456	HTF-2 Pipe Rack Steel Structure Beta Plant - Elevations I	STRUCTURAL - 1	vendor	Approval	W
6007-PLN-AGE-58-54-7457	HTF-2 Pipe Rack Steel Structure Beta Plant - Elevations II	STRUCTURAL - 1	vendor	Approval	W
6007-PLN-AGE-58-54-7458	HTF-2 Pipe Rack Steel Structure Beta Plant - Elevations III	STRUCTURAL - 1	vendor	Approval	W
6007-PLN-AGE-58-54-7459	HTF-2 Pipe Rack Steel Structure Beta Plant - Elevations IV	STRUCTURAL - 1	vendor	Approval	W
6007-PLN-AGE-58-54-7460	HTF-2 Pipe Rack Steel Structure Beta Plant - Details I	STRUCTURAL - 1	vendor	Approval	W
6007-PLN-AGE-58-54-7461	HTF-2 Pipe Rack Steel Structure Beta Plant - Details II	STRUCTURAL - 1	vendor	Approval	W
6007-PLN-AGE-58-54-7462	HTF-2 Pipe Rack Steel Structure Beta Plant - Details III	STRUCTURAL - 1	vendor	Approval	W
6007-PLN-AGE-58-54-7463	HTF-2 Pipe Rack Steel Structure Beta Plant - Details IV	STRUCTURAL - 1	vendor	Approval	W
6007-PLN-AGE-58-54-7464	HTF-2 Pipe Rack Steel Structure Beta Plant - Details VII	STRUCTURAL - 1	vendor	Approval	W
6007-CAL-AGE-58-54-3451	Calculation Report for Rack 2 Alpha Plant	STRUCTURAL - 1	vendor	Approval	W
6007-CAL-AGE-58-54-7451	Calculation Report for Rack 2 Beta Plant	STRUCTURAL - 1	vendor	Approval	W
6007-PLN-AGE-58-54-3472	HTF-2 Pipe Rack Steel Structure Alpha Plant - Plan View I	STRUCTURAL - 1	vendor	Approval	W
6007-PLN-AGE-58-54-3473	HTF-2 Pipe Rack Steel Structure Alpha Plant - Plan View II	STRUCTURAL - 1	vendor	Approval	W
6007-PLN-AGE-58-54-3474	HTF-2 Pipe Rack Steel Structure Alpha Plant - Plan View III	STRUCTURAL - 1	vendor	Approval	W
6007-PLN-AGE-58-54-3475	HTF-2 Pipe Rack Steel Structure Alpha Plant - Plan View IV	STRUCTURAL - 1	vendor	Approval	W
6007-PLN-AGE-58-54-3476	HTF-2 Pipe Rack Steel Structure Alpha Plant - Elevations I	STRUCTURAL - 1	vendor	Approval	W
6007-PLN-AGE-58-54-3477	HTF-2 Pipe Rack Steel Structure Alpha Plant - Elevations II	STRUCTURAL - 1	vendor	Approval	W
6007-PLN-AGE-58-54-3478	HTF-2 Pipe Rack Steel Structure Alpha Plant - Elevations III	STRUCTURAL - 1	vendor	Approval	W
6007-PLN-AGE-58-54-3479	HTF-2 Pipe Rack Steel Structure Alpha Plant - Elevations IV	STRUCTURAL - 1	vendor	Approval	W
6007-PLN-AGE-58-54-3480	HTF-2 Pipe Rack Steel Structure Alpha Plant - Connections Details	STRUCTURAL - 1	vendor	Approval	W
6007-PLN-AGE-58-54-3481	HTF-2 Pipe Rack Steel Structure Alpha Plant - Connections Details	STRUCTURAL - 1	vendor	Approval	W
6007-PLN-AGE-58-54-3482	HTF-2 Pipe Rack Steel Structure Alpha Plant - Connections Details	STRUCTURAL - 1	vendor	Approval	W
6007-PLN-AGE-58-54-3483	HTF-2 Pipe Rack Steel Structure Alpha Plant - Connections Details	STRUCTURAL - 1	vendor	Approval	W
6007-PLN-AGE-58-54-7472	HTF-2 Pipe Rack Steel Structure Beta Plant - Plan View I	STRUCTURAL - 1	vendor	Approval	W
6007-PLN-AGE-58-54-7473	HTF-2 Pipe Rack Steel Structure Beta Plant - Plan View II	STRUCTURAL - 1	vendor	Approval	W
6007-PLN-AGE-58-54-7474	HTF-2 Pipe Rack Steel Structure Beta Plant - Plan View III	STRUCTURAL - 1	vendor	Approval	W
6007-PLN-AGE-58-54-7475	HTF-2 Pipe Rack Steel Structure Beta Plant - Plan View IV	STRUCTURAL - 1	vendor	Approval	W
6007-PLN-AGE-58-54-7476	HTF-2 Pipe Rack Steel Structure Beta Plant - Elevations I	STRUCTURAL - 1	vendor	Approval	W
6007-PLN-AGE-58-54-7477	HTF-2 Pipe Rack Steel Structure Beta Plant - Elevations II	STRUCTURAL - 1	vendor	Approval	W
6007-PLN-AGE-58-54-7478	HTF-2 Pipe Rack Steel Structure Beta Plant - Elevations III	STRUCTURAL - 1	vendor	Approval	W
6007-PLN-AGE-58-54-7479	HTF-2 Pipe Rack Steel Structure Beta Plant - Elevations IV	STRUCTURAL - 1	vendor	Approval	W
6007-PLN-AGE-58-54-7480	HTF-2 Pipe Rack Steel Structure Beta Plant - Connections Details	STRUCTURAL - 1	vendor	Approval	W
6007-PLN-AGE-58-54-7481	HTF-2 Pipe Rack Steel Structure Beta Plant - Connections Details	STRUCTURAL - 1	vendor	Approval	W
6007-PLN-AGE-58-54-7482	HTF-2 Pipe Rack Steel Structure Beta Plant - Connections Details	STRUCTURAL - 1	vendor	Approval	W
6007-PLN-AGE-58-54-7483	HTF-2 Pipe Rack Steel Structure Beta Plant - Connections Details	STRUCTURAL - 1	vendor	Approval	W
6007-PLN-AGE-57-52-3302	End supply return loops foundation - NE field Foundations plan I - Alpha	STRUCTURAL - 1	vendor	Approval	W
6007-PLN-AGE-57-52-3303	End supply return loops foundation - NE field Foundations plan II - Alpha	STRUCTURAL - 1	vendor	Approval	W
6007-PLN-AGE-57-52-3304	End supply return loops foundation - NE field Coordinates I - Alpha	STRUCTURAL - 1	vendor	Approval	W
6007-PLN-AGE-57-52-3305	End supply return loops foundation - NE field Coordinates II - Alpha	STRUCTURAL - 1	vendor	Approval	W
6007-PLN-AGE-57-52-3312	End supply return loops foundation - E field Foundations plan I - Alpha	STRUCTURAL - 1	vendor	Approval	W
6007-PLN-AGE-57-52-3313	End supply return loops foundation - E field Foundations plan II - Alpha	STRUCTURAL - 1	vendor	Approval	W
6007-PLN-AGE-57-52-3314	End supply return loops foundation - E field Foundations plan III - Alpha	STRUCTURAL - 1	vendor	Approval	W

ABENER TEYMA MOJAVE

Compliance No.:	GEN-2				
Job :	Mojave Solar Project				
Date: 07/08/2014	Description: Structural Master Drawing List				
Sheet No.	Description	Applicable Condition of Certification	Vendor Supplied or EOR	Reason for Submittal	Revision
6007-PLN-AGE-57-52-3315	End supply return loops foundation - E field Foundations plan IV - Alpha	STRUCTURAL - 1	vendor	Approval	W
6007-PLN-AGE-57-52-3316	End supply return loops foundation - E field Foundations plan V - Alpha	STRUCTURAL - 1	vendor	Approval	W
6007-PLN-AGE-57-52-3317	End supply return loops foundation - E field Foundations plan VI - Alpha	STRUCTURAL - 1	vendor	Approval	W
6007-PLN-AGE-57-52-3318	End supply return loops foundation - E field Foundations plan VII - Alpha	STRUCTURAL - 1	vendor	Approval	W
6007-PLN-AGE-57-52-3319	End supply return loops foundation - E field Coordinates I - Alpha	STRUCTURAL - 1	vendor	Approval	W
6007-PLN-AGE-57-52-3320	End supply return loops foundation - E field Coordinates II - Alpha	STRUCTURAL - 1	vendor	Approval	W
6007-PLN-AGE-57-52-3321	End supply return loops foundation - E field Coordinates III - Alpha	STRUCTURAL - 1	vendor	Approval	W
6007-PLN-AGE-57-52-3322	End supply return loops foundation - E field Coordinates IV - Alpha	STRUCTURAL - 1	vendor	Approval	W
6007-PLN-AGE-57-52-3323	End supply return loops foundation - E field Coordinates V - Alpha	STRUCTURAL - 1	vendor	Approval	W
6007-PLN-AGE-57-52-3324	End supply return loops foundation - E field Coordinates VI - Alpha	STRUCTURAL - 1	vendor	Approval	W
6007-PLN-AGE-57-52-3325	End supply return loops foundation - E field Coordinates VII - Alpha	STRUCTURAL - 1	vendor	Approval	W
6007-PLN-AGE-57-52-3352	End supply return loops foundation - NW field Foundations plan I - Alpha	STRUCTURAL - 1	vendor	Approval	W
6007-PLN-AGE-57-52-3353	End supply return loops foundation - NW field Foundations plan II - Alpha	STRUCTURAL - 1	vendor	Approval	W
6007-PLN-AGE-57-52-3354	End supply return loops foundation - NW field Foundations plan III - Alpha	STRUCTURAL - 1	vendor	Approval	W
6007-PLN-AGE-57-52-3355	End supply return loops foundation - NW field Foundations plan IV - Alpha	STRUCTURAL - 1	vendor	Approval	W
6007-PLN-AGE-57-52-3356	End supply return loops foundation - NW field Foundations plan V - Alpha	STRUCTURAL - 1	vendor	Approval	W
6007-PLN-AGE-57-52-3357	End supply return loops foundation - NW field Coordinates I - Alpha	STRUCTURAL - 1	vendor	Approval	W
6007-PLN-AGE-57-52-3358	End supply return loops foundation - NW field Coordinates II - Alpha	STRUCTURAL - 1	vendor	Approval	W
6007-PLN-AGE-57-52-3359	End supply return loops foundation - NW field Coordinates III - Alpha	STRUCTURAL - 1	vendor	Approval	W
6007-PLN-AGE-57-52-3360	End supply return loops foundation - NW field Coordinates IV - Alpha	STRUCTURAL - 1	vendor	Approval	W
6007-PLN-AGE-57-52-3361	End supply return loops foundation - NW field Coordinates V - Alpha	STRUCTURAL - 1	vendor	Approval	W
6007-PLN-AGE-57-52-3372	End supply return loops foundation - W field Foundations plan I - Alpha	STRUCTURAL - 1	vendor	Approval	W
6007-PLN-AGE-57-52-3373	End supply return loops foundation - W field Foundations plan II - Alpha	STRUCTURAL - 1	vendor	Approval	W
6007-PLN-AGE-57-52-3374	End supply return loops foundation - W field Foundations plan III - Alpha	STRUCTURAL - 1	vendor	Approval	W
6007-PLN-AGE-57-52-3375	End supply return loops foundation - W field Foundations plan IV - Alpha	STRUCTURAL - 1	vendor	Approval	W
6007-PLN-AGE-57-52-3376	End supply return loops foundation - W field Foundations plan V - Alpha	STRUCTURAL - 1	vendor	Approval	W
6007-PLN-AGE-57-52-3377	End supply return loops foundation - W field Foundations plan VI - Alpha	STRUCTURAL - 1	vendor	Approval	W
6007-PLN-AGE-57-52-3378	End supply return loops foundation - W field Coordinates I - Alpha	STRUCTURAL - 1	vendor	Approval	W
6007-PLN-AGE-57-52-3379	End supply return loops foundation - W field Coordinates II - Alpha	STRUCTURAL - 1	vendor	Approval	W
6007-PLN-AGE-57-52-3380	End supply return loops foundation - W field Coordinates III - Alpha	STRUCTURAL - 1	vendor	Approval	W
6007-PLN-AGE-57-52-3381	End supply return loops foundation - W field Coordinates IV - Alpha	STRUCTURAL - 1	vendor	Approval	W
6007-PLN-AGE-57-52-3382	End supply return loops foundation - W field Coordinates V - Alpha	STRUCTURAL - 1	vendor	Approval	W
6007-PLN-AGE-57-52-3383	End supply return loops foundation - W field Coordinates VI - Alpha	STRUCTURAL - 1	vendor	Approval	W
6007-PLN-AGE-57-52-5000	End supply return loops foundation - Alpha & Beta - Cover Sheet	STRUCTURAL - 1	vendor	Approval	W
6007-PLN-AGE-57-52-5001	End supply return loops foundation - Alpha - North east	STRUCTURAL - 1	vendor	Approval	W
6007-PLN-AGE-57-52-5002	End supply return loops foundation - Alpha - East	STRUCTURAL - 1	vendor	Approval	W
6007-PLN-AGE-57-52-5003	End supply return loops foundation - Alpha - North west	STRUCTURAL - 1	vendor	Approval	W
6007-PLN-AGE-57-52-5004	End supply return loops foundation - Alpha - West	STRUCTURAL - 1	vendor	Approval	W
6007-PLN-AGE-57-52-5005	End supply return loops foundation - Beta - North	STRUCTURAL - 1	vendor	Approval	W
6007-PLN-AGE-57-52-5006	End supply return loops foundation - Beta - East	STRUCTURAL - 1	vendor	Approval	W
6007-PLN-AGE-57-52-5007	End supply return loops foundation - Beta - South	STRUCTURAL - 1	vendor	Approval	W
6007-PLN-AGE-57-52-5008	End supply return loops foundation - Beta - West and Far west	STRUCTURAL - 1	vendor	Approval	W
6007-PLN-AGE-57-52-7302	End supply return loops foundation - E field Foundations plan I - Beta	STRUCTURAL - 1	vendor	Approval	W
6007-PLN-AGE-57-52-7303	End supply return loops foundation - E field Foundations plan II - Beta	STRUCTURAL - 1	vendor	Approval	W
6007-PLN-AGE-57-52-7304	End supply return loops foundation - E field Foundations plan III - Beta	STRUCTURAL - 1	vendor	Approval	W
6007-PLN-AGE-57-52-7305	End supply return loops foundation - E field Coordinates I - Beta	STRUCTURAL - 1	vendor	Approval	W
6007-PLN-AGE-57-52-7306	End supply return loops foundation - E field Coordinates II - Beta	STRUCTURAL - 1	vendor	Approval	W
6007-PLN-AGE-57-52-7307	End supply return loops foundation - E field Coordinates III - Beta	STRUCTURAL - 1	vendor	Approval	W
6007-PLN-AGE-57-52-7312	End supply return loops foundation - S field Foundations plan I - Beta	STRUCTURAL - 1	vendor	Approval	W
6007-PLN-AGE-57-52-7313	End supply return loops foundation - S field Foundations plan II - Beta	STRUCTURAL - 1	vendor	Approval	W
6007-PLN-AGE-57-52-7314	End supply return loops foundation - S field Foundations plan III - Beta	STRUCTURAL - 1	vendor	Approval	W
6007-PLN-AGE-57-52-7315	End supply return loops foundation - S field Foundations plan IV - Beta	STRUCTURAL - 1	vendor	Approval	W
6007-PLN-AGE-57-52-7316	End supply return loops foundation - S field Foundations plan V - Beta	STRUCTURAL - 1	vendor	Approval	W
6007-PLN-AGE-57-52-7317	End supply return loops foundation - S field Foundations plan VI - Beta	STRUCTURAL - 1	vendor	Approval	W
6007-PLN-AGE-57-52-7318	End supply return loops foundation - S field Foundations plan I - Beta	STRUCTURAL - 1	vendor	Approval	W
6007-PLN-AGE-57-52-7319	End supply return loops foundation - S field Foundations plan II - Beta	STRUCTURAL - 1	vendor	Approval	W
6007-PLN-AGE-57-52-7320	End supply return loops foundation - S field Foundations plan III - Beta	STRUCTURAL - 1	vendor	Approval	W
6007-PLN-AGE-57-52-7321	End supply return loops foundation - S field Foundations plan IV - Beta	STRUCTURAL - 1	vendor	Approval	W
6007-PLN-AGE-57-52-7322	End supply return loops foundation - S field Foundations plan V - Beta	STRUCTURAL - 1	vendor	Approval	W
6007-PLN-AGE-57-52-7323	End supply return loops foundation - S field Foundations plan VI - Beta	STRUCTURAL - 1	vendor	Approval	W
6007-PLN-AGE-57-52-7352	End supply return loops foundation - N field Foundations plan I - Beta	STRUCTURAL - 1	vendor	Approval	W
6007-PLN-AGE-57-52-7353	End supply return loops foundation - N field Foundations plan II - Beta	STRUCTURAL - 1	vendor	Approval	W
6007-PLN-AGE-57-52-7354	End supply return loops foundation - N field Foundations plan III - Beta	STRUCTURAL - 1	vendor	Approval	W
6007-PLN-AGE-57-52-7355	End supply return loops foundation - N field Foundations plan IV - Beta	STRUCTURAL - 1	vendor	Approval	W
6007-PLN-AGE-57-52-7356	End supply return loops foundation - N field Foundations plan V - Beta	STRUCTURAL - 1	vendor	Approval	W
6007-PLN-AGE-57-52-7357	End supply return loops foundation - N field Foundations plan VI - Beta	STRUCTURAL - 1	vendor	Approval	W
6007-PLN-AGE-57-52-7358	End supply return loops foundation - N field Coordinates I - Beta	STRUCTURAL - 1	vendor	Approval	W
6007-PLN-AGE-57-52-7359	End supply return loops foundation - N field Coordinates II - Beta	STRUCTURAL - 1	vendor	Approval	W
6007-PLN-AGE-57-52-7360	End supply return loops foundation - N field Coordinates III - Beta	STRUCTURAL - 1	vendor	Approval	W
6007-PLN-AGE-57-52-7361	End supply return loops foundation - N field Coordinates IV - Beta	STRUCTURAL - 1	vendor	Approval	W
6007-PLN-AGE-57-52-7362	End supply return loops foundation - N field Coordinates V - Beta	STRUCTURAL - 1	vendor	Approval	W
6007-PLN-AGE-57-52-7363	End supply return loops foundation - N field Coordinates VI - Beta	STRUCTURAL - 1	vendor	Approval	W
6007-PLN-AGE-57-52-7372	End supply return loops foundation - W and FW field Foundations plan I - Beta	STRUCTURAL - 1	vendor	Approval	W
6007-PLN-AGE-57-52-7373	End supply return loops foundation - W and FW field Foundations plan II - Beta	STRUCTURAL - 1	vendor	Approval	W
6007-PLN-AGE-57-52-7374	End supply return loops foundation - W and FW field Foundations plan III - Beta	STRUCTURAL - 1	vendor	Approval	W
6007-PLN-AGE-57-52-7375	End supply return loops foundation - W and FW field Foundations plan IV - Beta	STRUCTURAL - 1	vendor	Approval	W
6007-PLN-AGE-57-52-7376	End supply return loops foundation - W and FW field Foundations plan V - Beta	STRUCTURAL - 1	vendor	Approval	W
6007-PLN-AGE-57-52-7377	End supply return loops foundation - W and FW field Foundations plan VI - Beta	STRUCTURAL - 1	vendor	Approval	W
6007-PLN-AGE-57-52-7378	End supply return loops foundation - W and FW field Coordinates I - Beta	STRUCTURAL - 1	vendor	Approval	W
6007-PLN-AGE-57-52-7379	End supply return loops foundation - W and FW field Coordinates II - Beta	STRUCTURAL - 1	vendor	Approval	W
6007-PLN-AGE-57-52-7380	End supply return loops foundation - W and FW field Coordinates III - Beta	STRUCTURAL - 1	vendor	Approval	W
6007-PLN-AGE-57-52-7381	End supply return loops foundation - W and FW field Coordinates IV - Beta	STRUCTURAL - 1	vendor	Approval	W
6007-PLN-AGE-57-52-7382	End supply return loops foundation - W and FW field Coordinates V - Beta	STRUCTURAL - 1	vendor	Approval	W
6007-PLN-AGE-57-52-7383	End supply return loops foundation - W and FW field Coordinates VI - Beta	STRUCTURAL - 1	vendor	Approval	W
6007-PLN-AGE-57-52-7383	End supply return loops foundation - W and FW field Coordinates VI - Beta	STRUCTURAL - 1	vendor	Approval	W

ABENER TEYMA MOJAVE

Compliance No.:	GEN-2				
Job :	Mojave Solar Project				
Date: 07/08/2014	Description: Structural Master Drawing List				
Sheet No.	Description	Applicable Condition of Certification	Vendor Supplied or EOR	Reason for Submittal	Revision
6007-PLN-AGE-21-52-2052	Alpha plant - Steam generators evaporators foundations - Foundation plan	STRUCTURAL - 1	vendor	Approval	W
6007-PLN-AGE-21-52-6052	Beta plant - Steam generators evaporators foundations - Foundation plan	STRUCTURAL - 1	vendor	Approval	W
6007-CAL-AGE-58-54-3400	Calculation Report for Rack 1 Alpha Plant	STRUCTURAL - 1	vendor	Approval	W
6007-CAL-AGE-58-54-3401	Calculation Report for Rack 1 Steel Frame Connection Design Alpha Plant	STRUCTURAL - 1	vendor	Approval	W
6007-CAL-AGE-58-54-7401	Calculation Report for Rack 1 Steel Frame Connection Design Beta Plant	STRUCTURAL - 1	vendor	Approval	W
6007-CAL-AGE-58-54-7400	Calculation Report for Rack 1 Beta Plant	STRUCTURAL - 1	vendor	Approval	W
6007-PLN-AGE-58-54-3400	HTF-1 Pipe Rack Steel Structure Alpha Plant - Cover Sheet	STRUCTURAL - 1	vendor	Approval	W
6007-PLN-AGE-58-54-3401	HTF-1 Pipe Rack Steel Structure Alpha Plant - General Notes	STRUCTURAL - 1	vendor	Approval	W
6007-PLN-AGE-58-54-3402	HTF-1 Pipe Rack Steel Structure Alpha Plant - Plan View I	STRUCTURAL - 1	vendor	Approval	W
6007-PLN-AGE-58-54-3403	HTF-1 Pipe Rack Steel Structure Alpha Plant - Plan View II	STRUCTURAL - 1	vendor	Approval	W
6007-PLN-AGE-58-54-3404	HTF-1 Pipe Rack Steel Structure Alpha Plant - Elevations I	STRUCTURAL - 1	vendor	Approval	W
6007-PLN-AGE-58-54-3405	HTF-1 Pipe Rack Steel Structure Alpha Plant - Elevations II	STRUCTURAL - 1	vendor	Approval	W
6007-PLN-AGE-58-54-3406	HTF-1 Pipe Rack Steel Structure Alpha Plant - Elevations III	STRUCTURAL - 1	vendor	Approval	W
6007-PLN-AGE-58-54-3407	HTF-1 Pipe Rack Steel Structure Alpha Plant - Elevations IV	STRUCTURAL - 1	vendor	Approval	W
6007-PLN-AGE-58-54-3408	HTF-1 Pipe Rack Steel Structure Alpha Plant - Details I	STRUCTURAL - 1	vendor	Approval	W
6007-PLN-AGE-58-54-3409	HTF-1 Pipe Rack Steel Structure Alpha Plant - Details II	STRUCTURAL - 1	vendor	Approval	W
6007-PLN-AGE-58-54-3410	HTF-1 Pipe Rack Steel Structure Alpha Plant - Details III	STRUCTURAL - 1	vendor	Approval	W
6007-PLN-AGE-58-54-3411	HTF-1 Pipe Rack Steel Structure Alpha Plant - Details IV	STRUCTURAL - 1	vendor	Approval	W
6007-PLN-AGE-58-54-3422	HTF-1 Pipe Rack Steel Structure Alpha Plant - Plan View I	STRUCTURAL - 1	vendor	Approval	W
6007-PLN-AGE-58-54-3423	HTF-1 Pipe Rack Steel Structure Alpha Plant - Plan View II	STRUCTURAL - 1	vendor	Approval	W
6007-PLN-AGE-58-54-3424	HTF-1 Pipe Rack Steel Structure Alpha Plant - Elevations I	STRUCTURAL - 1	vendor	Approval	W
6007-PLN-AGE-58-54-3425	HTF-1 Pipe Rack Steel Structure Alpha Plant - Elevations II	STRUCTURAL - 1	vendor	Approval	W
6007-PLN-AGE-58-54-3426	HTF-1 Pipe Rack Steel Structure Alpha Plant - Elevations III	STRUCTURAL - 1	vendor	Approval	W
6007-PLN-AGE-58-54-3427	HTF-1 Pipe Rack Steel Structure Alpha Plant - Elevations IV	STRUCTURAL - 1	vendor	Approval	W
6007-PLN-AGE-58-54-3428	HTF-1 Pipe Rack Steel Structure Alpha Plant - Connection details	STRUCTURAL - 1	vendor	Approval	W
6007-PLN-AGE-58-54-3429	HTF-1 Pipe Rack Steel Structure Alpha Plant - Connection details	STRUCTURAL - 1	vendor	Approval	W
6007-PLN-AGE-58-54-3430	HTF-1 Pipe Rack Steel Structure Alpha Plant - Connection details	STRUCTURAL - 1	vendor	Approval	W
6007-PLN-AGE-58-54-3431	HTF-1 Pipe Rack Steel Structure Alpha Plant - Connection details	STRUCTURAL - 1	vendor	Approval	W
6007-PLN-AGE-58-54-7422	HTF-1 Pipe Rack Steel Structure Beta Plant - Plan View I	STRUCTURAL - 1	vendor	Approval	W
6007-PLN-AGE-58-54-7423	HTF-1 Pipe Rack Steel Structure Beta Plant - Plan View II	STRUCTURAL - 1	vendor	Approval	W
6007-PLN-AGE-58-54-7424	HTF-1 Pipe Rack Steel Structure Beta Plant - Elevations I	STRUCTURAL - 1	vendor	Approval	W
6007-PLN-AGE-58-54-7425	HTF-1 Pipe Rack Steel Structure Beta Plant - Elevations II	STRUCTURAL - 1	vendor	Approval	W
6007-PLN-AGE-58-54-7426	HTF-1 Pipe Rack Steel Structure Beta Plant - Elevations III	STRUCTURAL - 1	vendor	Approval	W
6007-PLN-AGE-58-54-7427	HTF-1 Pipe Rack Steel Structure Beta Plant - Elevations IV	STRUCTURAL - 1	vendor	Approval	W
6007-PLN-AGE-58-54-7428	HTF-1 Pipe Rack Steel Structure Beta Plant - Connection details	STRUCTURAL - 1	vendor	Approval	W
6007-PLN-AGE-58-54-7429	HTF-1 Pipe Rack Steel Structure Beta Plant - Connection details	STRUCTURAL - 1	vendor	Approval	W
6007-PLN-AGE-58-54-7430	HTF-1 Pipe Rack Steel Structure Beta Plant - Connection details	STRUCTURAL - 1	vendor	Approval	W
6007-PLN-AGE-58-54-7431	HTF-1 Pipe Rack Steel Structure Beta Plant - Connection details	STRUCTURAL - 1	vendor	Approval	W
6007-PLN-AGE-58-54-7400	HTF-1 Pipe Rack Steel Structure Beta Plant - Cover Sheet	STRUCTURAL - 1	vendor	Approval	W
6007-PLN-AGE-58-54-7401	HTF-1 Pipe Rack Steel Structure Beta Plant - General Notes	STRUCTURAL - 1	vendor	Approval	W
6007-PLN-AGE-58-54-7402	HTF-1 Pipe Rack Steel Structure Beta Plant - Plan View I	STRUCTURAL - 1	vendor	Approval	W
6007-PLN-AGE-58-54-7403	HTF-1 Pipe Rack Steel Structure Beta Plant - Plan View II	STRUCTURAL - 1	vendor	Approval	W
6007-PLN-AGE-58-54-7404	HTF-1 Pipe Rack Steel Structure Beta Plant - Elevations I	STRUCTURAL - 1	vendor	Approval	W
6007-PLN-AGE-58-54-7405	HTF-1 Pipe Rack Steel Structure Beta Plant - Elevations II	STRUCTURAL - 1	vendor	Approval	W
6007-PLN-AGE-58-54-7406	HTF-1 Pipe Rack Steel Structure Beta Plant - Elevations III	STRUCTURAL - 1	vendor	Approval	W
6007-PLN-AGE-58-54-7407	HTF-1 Pipe Rack Steel Structure Beta Plant - Elevations IV	STRUCTURAL - 1	vendor	Approval	W
6007-PLN-AGE-58-54-7408	HTF-1 Pipe Rack Steel Structure Beta Plant - Details I	STRUCTURAL - 1	vendor	Approval	W
6007-PLN-AGE-58-54-7409	HTF-1 Pipe Rack Steel Structure Beta Plant - Details II	STRUCTURAL - 1	vendor	Approval	W
6007-PLN-AGE-58-54-7410	HTF-1 Pipe Rack Steel Structure Beta Plant - Details III	STRUCTURAL - 1	vendor	Approval	W
6007-PLN-AGE-58-54-7411	HTF-1 Pipe Rack Steel Structure Beta Plant - Details IV	STRUCTURAL - 1	vendor	Approval	W
6007-CAL-AGE-58-54-3450	Calculation Report for Rack 2 Alpha Plant	STRUCTURAL - 1	vendor	Approval	W
6007-CAL-AGE-58-54-7450	Calculation Report for Rack 2 Beta Plant	STRUCTURAL - 1	vendor	Approval	W
6007-PLN-AGE-58-54-3450	HTF-2 Pipe Rack Steel Structure Alpha Plant - Cover Sheet	STRUCTURAL - 1	vendor	Approval	W
6007-PLN-AGE-58-54-3451	HTF-2 Pipe Rack Steel Structure Alpha Plant - General notes	STRUCTURAL - 1	vendor	Approval	W
6007-PLN-AGE-58-54-3452	HTF-2 Pipe Rack Steel Structure Alpha Plant - Plan View I	STRUCTURAL - 1	vendor	Approval	W
6007-PLN-AGE-58-54-3453	HTF-2 Pipe Rack Steel Structure Alpha Plant - Plan View II	STRUCTURAL - 1	vendor	Approval	W
6007-PLN-AGE-58-54-3454	HTF-2 Pipe Rack Steel Structure Alpha Plant - Plan View III	STRUCTURAL - 1	vendor	Approval	W
6007-PLN-AGE-58-54-3455	HTF-2 Pipe Rack Steel Structure Alpha Plant - Plan View IV	STRUCTURAL - 1	vendor	Approval	W
6007-PLN-AGE-58-54-3456	HTF-2 Pipe Rack Steel Structure Alpha Plant - Elevations I	STRUCTURAL - 1	vendor	Approval	W
6007-PLN-AGE-58-54-3457	HTF-2 Pipe Rack Steel Structure Alpha Plant - Elevations II	STRUCTURAL - 1	vendor	Approval	W
6007-PLN-AGE-58-54-3458	HTF-2 Pipe Rack Steel Structure Alpha Plant - Elevations III	STRUCTURAL - 1	vendor	Approval	W
6007-PLN-AGE-58-54-3459	HTF-2 Pipe Rack Steel Structure Alpha Plant - Elevations IV	STRUCTURAL - 1	vendor	Approval	W
6007-PLN-AGE-58-54-3460	HTF-2 Pipe Rack Steel Structure Alpha Plant - Details I	STRUCTURAL - 1	vendor	Approval	W
6007-PLN-AGE-58-54-3461	HTF-2 Pipe Rack Steel Structure Alpha Plant - Details II	STRUCTURAL - 1	vendor	Approval	W
6007-PLN-AGE-58-54-3462	HTF-2 Pipe Rack Steel Structure Alpha Plant - Details III	STRUCTURAL - 1	vendor	Approval	W
6007-PLN-AGE-58-54-3463	HTF-2 Pipe Rack Steel Structure Alpha Plant - Details IV	STRUCTURAL - 1	vendor	Approval	W
6007-PLN-AGE-58-54-3464	HTF-2 Pipe Rack Steel Structure Alpha Plant - Details V	STRUCTURAL - 1	vendor	Approval	W
6007-PLN-AGE-58-54-7450	HTF-2 Pipe Rack Steel Structure Beta Plant - Cover Sheet	STRUCTURAL - 1	vendor	Approval	W
6007-PLN-AGE-58-54-7451	HTF-2 Pipe Rack Steel Structure Beta Plant - General notes	STRUCTURAL - 1	vendor	Approval	W
6007-PLN-AGE-58-54-7452	HTF-2 Pipe Rack Steel Structure Beta Plant - Plan View I	STRUCTURAL - 1	vendor	Approval	W
6007-PLN-AGE-58-54-7453	HTF-2 Pipe Rack Steel Structure Beta Plant - Plan View II	STRUCTURAL - 1	vendor	Approval	W
6007-PLN-AGE-58-54-7454	HTF-2 Pipe Rack Steel Structure Beta Plant - Plan View III	STRUCTURAL - 1	vendor	Approval	W
6007-PLN-AGE-58-54-7455	HTF-2 Pipe Rack Steel Structure Beta Plant - Plan View IV	STRUCTURAL - 1	vendor	Approval	W
6007-PLN-AGE-58-54-7456	HTF-2 Pipe Rack Steel Structure Beta Plant - Elevations I	STRUCTURAL - 1	vendor	Approval	W
6007-PLN-AGE-58-54-7457	HTF-2 Pipe Rack Steel Structure Beta Plant - Elevations II	STRUCTURAL - 1	vendor	Approval	W
6007-PLN-AGE-58-54-7458	HTF-2 Pipe Rack Steel Structure Beta Plant - Elevations III	STRUCTURAL - 1	vendor	Approval	W
6007-PLN-AGE-58-54-7459	HTF-2 Pipe Rack Steel Structure Beta Plant - Elevations IV	STRUCTURAL - 1	vendor	Approval	W
6007-PLN-AGE-58-54-7460	HTF-2 Pipe Rack Steel Structure Beta Plant - Details I	STRUCTURAL - 1	vendor	Approval	W
6007-PLN-AGE-58-54-7461	HTF-2 Pipe Rack Steel Structure Beta Plant - Details II	STRUCTURAL - 1	vendor	Approval	W
6007-PLN-AGE-58-54-7462	HTF-2 Pipe Rack Steel Structure Beta Plant - Details III	STRUCTURAL - 1	vendor	Approval	W
6007-PLN-AGE-58-54-7463	HTF-2 Pipe Rack Steel Structure Beta Plant - Details IV	STRUCTURAL - 1	vendor	Approval	W
6007-PLN-AGE-58-54-7464	HTF-2 Pipe Rack Steel Structure Beta Plant - Details VII	STRUCTURAL - 1	vendor	Approval	W
6007-CAL-AGE-58-54-3451	Calculation Report for Rack 2 Alpha Plant	STRUCTURAL - 1	vendor	Approval	W
6007-CAL-AGE-58-54-7451	Calculation Report for Rack 2 Beta Plant	STRUCTURAL - 1	vendor	Approval	W
6007-PLN-AGE-58-54-3472	HTF-2 Pipe Rack Steel Structure Alpha Plant - Plan View I	STRUCTURAL - 1	vendor	Approval	W

ABENER TEYMA
MOJAVE

Compliance No.:	GEN-2				
Job :	Mojave Solar Project				
Date: 07/08/2014	Description: Structural Master Drawing List				
Sheet No.	Description	Applicable Condition of Certification	Vendor Supplied or EOR	Reason for Submittal	Revision
6007-PLN-AGE-58-54-3473	HTF-2 Pipe Rack Steel Structure Alpha Plant - Plan View II	STRUCTURAL - 1	vendor	Approval	W
6007-PLN-AGE-58-54-3474	HTF-2 Pipe Rack Steel Structure Alpha Plant - Plan View III	STRUCTURAL - 1	vendor	Approval	W
6007-PLN-AGE-58-54-3475	HTF-2 Pipe Rack Steel Structure Alpha Plant - Plan View IV	STRUCTURAL - 1	vendor	Approval	W
6007-PLN-AGE-58-54-3476	HTF-2 Pipe Rack Steel Structure Alpha Plant - Elevations I	STRUCTURAL - 1	vendor	Approval	W
6007-PLN-AGE-58-54-3477	HTF-2 Pipe Rack Steel Structure Alpha Plant - Elevations II	STRUCTURAL - 1	vendor	Approval	W
6007-PLN-AGE-58-54-3478	HTF-2 Pipe Rack Steel Structure Alpha Plant - Elevations III	STRUCTURAL - 1	vendor	Approval	W
6007-PLN-AGE-58-54-3479	HTF-2 Pipe Rack Steel Structure Alpha Plant - Elevations IV	STRUCTURAL - 1	vendor	Approval	W
6007-PLN-AGE-58-54-3480	HTF-2 Pipe Rack Steel Structure Alpha Plant - Connections Details	STRUCTURAL - 1	vendor	Approval	W
6007-PLN-AGE-58-54-3481	HTF-2 Pipe Rack Steel Structure Alpha Plant - Connections Details	STRUCTURAL - 1	vendor	Approval	W
6007-PLN-AGE-58-54-3482	HTF-2 Pipe Rack Steel Structure Alpha Plant - Connections Details	STRUCTURAL - 1	vendor	Approval	W
6007-PLN-AGE-58-54-3483	HTF-2 Pipe Rack Steel Structure Alpha Plant - Connections Details	STRUCTURAL - 1	vendor	Approval	W
6007-PLN-AGE-58-54-7472	HTF-2 Pipe Rack Steel Structure Beta Plant - Plan View I	STRUCTURAL - 1	vendor	Approval	W
6007-PLN-AGE-58-54-7473	HTF-2 Pipe Rack Steel Structure Beta Plant - Plan View II	STRUCTURAL - 1	vendor	Approval	W
6007-PLN-AGE-58-54-7474	HTF-2 Pipe Rack Steel Structure Beta Plant - Plan View III	STRUCTURAL - 1	vendor	Approval	W
6007-PLN-AGE-58-54-7475	HTF-2 Pipe Rack Steel Structure Beta Plant - Plan View IV	STRUCTURAL - 1	vendor	Approval	W
6007-PLN-AGE-58-54-7476	HTF-2 Pipe Rack Steel Structure Beta Plant - Elevations I	STRUCTURAL - 1	vendor	Approval	W
6007-PLN-AGE-58-54-7477	HTF-2 Pipe Rack Steel Structure Beta Plant - Elevations II	STRUCTURAL - 1	vendor	Approval	W
6007-PLN-AGE-58-54-7478	HTF-2 Pipe Rack Steel Structure Beta Plant - Elevations III	STRUCTURAL - 1	vendor	Approval	W
6007-PLN-AGE-58-54-7479	HTF-2 Pipe Rack Steel Structure Beta Plant - Elevations IV	STRUCTURAL - 1	vendor	Approval	W
6007-PLN-AGE-58-54-7480	HTF-2 Pipe Rack Steel Structure Beta Plant - Connections Details	STRUCTURAL - 1	vendor	Approval	W
6007-PLN-AGE-58-54-7481	HTF-2 Pipe Rack Steel Structure Beta Plant - Connections Details	STRUCTURAL - 1	vendor	Approval	W
6007-PLN-AGE-58-54-7482	HTF-2 Pipe Rack Steel Structure Beta Plant - Connections Details	STRUCTURAL - 1	vendor	Approval	W
6007-PLN-AGE-58-54-7483	HTF-2 Pipe Rack Steel Structure Beta Plant - Connections Details	STRUCTURAL - 1	vendor	Approval	W
ELEC-1-5.03 AMMC	Mojave Solar Construction Plan	STRUCTURAL - 1	vendor	Approval	W
6007-CAL-CTS-58-52-1000	HTF Flash and Expansion Vessel Foundation and Anchor Bolt Design	STRUCTURAL - 1	vendor	Approval	W
6007-PLN-CTS-58-52-1000	HTF Flash and Expansion Vessel General Structural Notes / Structural Details	STRUCTURAL - 1	vendor	Approval	W
6007-PLN-CTS-58-52-1001	Foundation Plan	STRUCTURAL - 1	vendor	Approval	W
6007-CAL-ATD-23-52-C070	Mojave Alpha & Beta Substations Other Foundations Calculations	STRUCTURAL - 1	vendor	Approval	W
6007-PLN-ATD-23-33-E045	Steel details 230 kV Ground Grate - GG1	STRUCTURAL - 1	vendor	Approval	W
6007-PLN-ATD-23-55-C011	Mojave Alpha & Beta Substations Steel Details 230 kV Single Phase Low Bus Support	STRUCTURAL - 1	vendor	Approval	W
6007-PLN-ATD-23-55-C012	Mojave Alpha & Beta Substations Steel Details 230 kV Three Phase 230 kV Deadend - S7	STRUCTURAL - 1	vendor	Approval	W
6007-PLN-ATD-23-55-C013	Mojave Alpha & Beta Substations Steel Details Static Mast (S1)	STRUCTURAL - 1	vendor	Approval	W
6007-PLN-ATD-23-55-C014	Mojave Alpha & Beta Substations Steel Details 230 kV Single Phase S3 Stand - S3	STRUCTURAL - 1	vendor	Approval	W
6007-PLN-ATD-23-55-C015	Mojave Alpha & Beta Substations Steel Details 230 kV Switch Stand S4 - Sheet 1	STRUCTURAL - 1	vendor	Approval	W
6007-PLN-ATD-23-55-C016	Mojave Alpha & Beta Substations Steel Details 230 kV Switch Stand S4 - Sheet 2	STRUCTURAL - 1	vendor	Approval	W
6007-PLN-ATD-23-55-C018	Mojave Alpha & Beta Substations Steel Details 230 kV Single Phase CT Stand - S6	STRUCTURAL - 1	vendor	Approval	W
6007-PLN-ATD-23-55-C019	Mojave Alpha & Beta Substations Steel Details Control Building Stair Details & Footing - ST1	STRUCTURAL - 1	vendor	Approval	W
6007-PLN-ATD-23-57-C063	Mojave Alpha & Beta Substations Foundation Detail - APT Transformer (F2)	STRUCTURAL - 1	vendor	Approval	W
6007-PLN-ATD-23-57-C064	Mojave Alpha & Beta Substations Foundation Detail - Relay House & Minor Equipment (P2, P3, P4, P6 & P7)	STRUCTURAL - 1	vendor	Approval	W
6007-PLN-ATD-23-57-C065	Mojave Alpha & Beta Substations Foundation Detail - Shield Spike & Terminal Structure (P1 & P5)	STRUCTURAL - 1	vendor	Approval	W
6007-PLN-ATD-23-57-C071	Mojave Alpha & Beta Substations Foundation Layout Drawings	STRUCTURAL - 1	vendor	Approval	W
6007-PLN-ATD-23-57-C072	Mojave Alpha & Beta Substations Foundation Detail - Circuit Breaker (F4)	STRUCTURAL - 1	vendor	Approval	W
6007-PLN-ATD-23-57-C073	Mojave Alpha & Beta Substations Foundation Detail - Firewall APT1 (F6)	STRUCTURAL - 1	vendor	Approval	W
6007-PLN-ATD-23-57-C074	Mojave Alpha & Beta Substations Foundation Detail - Firewall MPT1 (F3)	STRUCTURAL - 1	vendor	Approval	W
6007-CAL-AGE-58-53-2400	Calculation report for North Underground crossing	STRUCTURAL - 1	vendor	Approval	W
6007-CAL-AGE-58-53-2450	Calculation report for South Underground crossing	STRUCTURAL - 1	vendor	Approval	W
6007-PLN-AGE-58-53-2400	Alpha plant HTF North underground crossing - Cover sheet	STRUCTURAL - 1	vendor	Approval	W
6007-PLN-AGE-58-53-2401	Alpha plant HTF North underground crossing - General notes	STRUCTURAL - 1	vendor	Approval	W
6007-PLN-AGE-58-53-2402	Alpha plant HTF North underground crossing - Geometrical definition	STRUCTURAL - 1	vendor	Approval	W
6007-PLN-AGE-58-53-2403	Alpha plant HTF North underground crossing - Reinforcement definition	STRUCTURAL - 1	vendor	Approval	W
6007-PLN-AGE-58-53-2404	Alpha plant HTF North underground crossing - Walls reinforcement definition	STRUCTURAL - 1	vendor	Approval	W
6007-PLN-AGE-58-53-2405	Alpha plant HTF North underground crossing - Mat foundation reinforcement	STRUCTURAL - 1	vendor	Approval	W
6007-PLN-AGE-58-53-2406	Alpha plant HTF North underground crossing - Slabs definition I	STRUCTURAL - 1	vendor	Approval	W
6007-PLN-AGE-58-53-2407	Alpha plant HTF North underground crossing - Slabs definition II	STRUCTURAL - 1	vendor	Approval	W
6007-PLN-AGE-58-53-2408	Alpha plant HTF North underground crossing - Plan, sections and details of sleeper	STRUCTURAL - 1	vendor	Approval	W
6007-PLN-AGE-58-53-2409	Alpha plant HTF North underground crossing - Gatehouse foundations	STRUCTURAL - 1	vendor	Approval	W
6007-PLN-AGE-58-53-2410	Alpha plant HTF North underground crossing - Details	STRUCTURAL - 1	vendor	Approval	W
6007-PLN-AGE-58-53-2450	Alpha plant HTF South underground crossing - Cover sheet	STRUCTURAL - 1	vendor	Approval	W
6007-PLN-AGE-58-53-2451	Alpha plant HTF South underground crossing - General notes	STRUCTURAL - 1	vendor	Approval	W
6007-PLN-AGE-58-53-2452	Alpha plant HTF South underground crossing - Geometrical definition	STRUCTURAL - 1	vendor	Approval	W
6007-PLN-AGE-58-53-2453	Alpha plant HTF South underground crossing - Reinforcement definition	STRUCTURAL - 1	vendor	Approval	W
6007-PLN-AGE-58-53-2454	Alpha plant HTF South underground crossing - Walls reinforcement definition	STRUCTURAL - 1	vendor	Approval	W
6007-PLN-AGE-58-53-2455	Alpha plant HTF South underground crossing - Mat foundation reinforcement	STRUCTURAL - 1	vendor	Approval	W
6007-PLN-AGE-58-53-2456	Alpha plant HTF South underground crossing - Slabs definition I	STRUCTURAL - 1	vendor	Approval	W
6007-PLN-AGE-58-53-2457	Alpha plant HTF South underground crossing - Slabs definition II	STRUCTURAL - 1	vendor	Approval	W
6007-PLN-AGE-58-53-2458	Alpha plant HTF South underground crossing - Plan, sections and details of sleeper	STRUCTURAL - 1	vendor	Approval	W
6007-PLN-AGE-58-53-2459	Alpha plant HTF South underground crossing - Gatehouse foundations	STRUCTURAL - 1	vendor	Approval	W
6007-PLN-AGE-58-53-2460	Alpha plant HTF South underground crossing - Details	STRUCTURAL - 1	vendor	Approval	W
6007-CAL-58-52-3400	Alpha plant - Calculation report for Rack 1 foundation	STRUCTURAL - 1	vendor	Approval	W
6007-PLN-58-52-3400	Alpha plant HTF-1 Pipe Rack foundation - Cover sheet	STRUCTURAL - 1	vendor	Approval	W
6007-PLN-58-52-3401	Alpha plant HTF-1 Pipe Rack foundation - General notes	STRUCTURAL - 1	vendor	Approval	W
6007-PLN-58-52-3402	Alpha plant HTF-1 Pipe Rack foundation - Support foundations plan	STRUCTURAL - 1	vendor	Approval	W
6007-PLN-58-52-3403	Alpha plant HTF-1 Pipe Rack foundation - Data table	STRUCTURAL - 1	vendor	Approval	W
6007-PLN-58-52-3404	Alpha plant HTF-1 Pipe Rack foundation - Sections and details I	STRUCTURAL - 1	vendor	Approval	W
6007-PLN-58-52-3405	Alpha plant HTF-1 Pipe Rack foundation - Sections and details II	STRUCTURAL - 1	vendor	Approval	W
6007-PLN-58-52-3406	Alpha plant HTF-1 Pipe Rack foundation - Sections and details III	STRUCTURAL - 1	vendor	Approval	W
6007-PLN-58-52-3407	Alpha plant HTF-1 Pipe Rack foundation - Sections and details IV	STRUCTURAL - 1	vendor	Approval	W
6007-CAL-AGE-58-54-3401	Alpha Plant Calculation Report for Rack 1 Connection Design	STRUCTURAL - 1	vendor	Approval	W
6007-CAL-AGE-58-54-7401	Beta Plant Calculation Report for Rack 1 Connection Design	STRUCTURAL - 1	vendor	Approval	W
6007-PLN-AGE-58-54-3401	Alpha Plant HTF-1 Pipe Rack Steel Structure - General notes	STRUCTURAL - 1	vendor	Approval	W
6007-PLN-AGE-58-54-7401	Beta Plant HTF-1 Pipe Rack Steel Structure - General notes	STRUCTURAL - 1	vendor	Approval	W
6007-PLN-AGE-57-52-2200	Alpha Plant NE solar field. HTF Pipe Support Foundations - General Notes	STRUCTURAL - 1	vendor	Approval	W
6007-PLN-AGE-57-52-2201	Alpha Plant NE solar field. HTF Pipe Support Foundations - Cover Sheet	STRUCTURAL - 1	vendor	Approval	W
6007-PLN-AGE-57-52-2202	Alpha Plant NE solar field. HTF Pipe Support Foundations - Foundations plan	STRUCTURAL - 1	vendor	Approval	W
6007-PLN-AGE-57-52-2203	Alpha Plant NE solar field. HTF Pipe Support Foundations - Coordinates I	STRUCTURAL - 1	vendor	Approval	W

ABENER TEYMA
MOJAVE

Compliance No.:	GEN-2				
Job :	Mojave Solar Project				
Date: 07/08/2014	Description: Structural Master Drawing List				
Sheet No.	Description	Applicable Condition of Certification	Vendor Supplied or EOR	Reason for Submittal	Revision
6007-PLN-AGE-57-52-2204	Alpha Plant NE solar field. HTF Pipe Support Foundations - Coordinates II	STRUCTURAL - 1	vendor	Approval	W
6007-PLN-AGE-57-52-2205	Alpha Plant NE solar field. HTF Pipe Support Foundations - Coordinates III	STRUCTURAL - 1	vendor	Approval	W
6007-PLN-AGE-57-52-2206	Alpha Plant NE solar field. HTF Pipe Support Foundations - Coordinates IV	STRUCTURAL - 1	vendor	Approval	W
6007-PLN-AGE-57-52-2207	Alpha Plant NE solar field. HTF Pipe Support Foundations - Section and details I	STRUCTURAL - 1	vendor	Approval	W
6007-PLN-AGE-57-52-2208	Alpha Plant NE solar field. HTF Pipe Support Foundations - Section and details II	STRUCTURAL - 1	vendor	Approval	W
6007-PLN-AGE-57-52-2240	Alpha Plant NW solar field. HTF Pipe Support Foundations - General Notes	STRUCTURAL - 1	vendor	Approval	W
6007-PLN-AGE-57-52-2241	Alpha Plant NW solar field. HTF Pipe Support Foundations - Cover Sheet	STRUCTURAL - 1	vendor	Approval	W
6007-PLN-AGE-57-52-2244	Alpha Plant NW solar field. HTF Pipe Support Foundations - Foundations plan III	STRUCTURAL - 1	vendor	Approval	W
6007-PLN-AGE-57-52-2254	Alpha Plant NW solar field. HTF Pipe Support Foundations - Coordinates X	STRUCTURAL - 1	vendor	Approval	W
6007-PLN-AGE-57-52-2255	Alpha Plant NW solar field. HTF Pipe Support Foundations - Section and details I	STRUCTURAL - 1	vendor	Approval	W
6007-PLN-AGE-57-52-2256	Alpha Plant NW solar field. HTF Pipe Support Foundations - Section and details II	STRUCTURAL - 1	vendor	Approval	W
6007-PLN-AGE-57-52-6201	Beta Plant S solar field. HTF Pipe Support Foundations - General Notes	STRUCTURAL - 1	vendor	Approval	W
6007-PLN-AGE-57-52-6202	Beta Plant S solar field. HTF Pipe Support Foundations - Foundations Plan I	STRUCTURAL - 1	vendor	Approval	W
6007-PLN-AGE-57-52-6207	Beta Plant S solar field. HTF Pipe Support Foundations - Coordinates IV	STRUCTURAL - 1	vendor	Approval	W
6007-PLN-AGE-57-52-6261	Beta Plant N solar field. HTF Pipe Support Foundations - General Notes	STRUCTURAL - 1	vendor	Approval	W
6007-PLN-AGE-57-52-6262	Beta Plant N solar field. HTF Pipe Support Foundations - Foundations Plan I	STRUCTURAL - 1	vendor	Approval	W
6007-PLN-AGE-57-52-6267	Beta Plant N solar field. HTF Pipe Support Foundations - Coordinates IV	STRUCTURAL - 1	vendor	Approval	W
6007-PLN-AGE-57-52-6273	Beta Plant N solar field. HTF Pipe Support Foundations - Section and details I	STRUCTURAL - 1	vendor	Approval	W
6007-PLN-AGE-57-52-6274	Beta Plant N solar field. HTF Pipe Support Foundations - Section and details II	STRUCTURAL - 1	vendor	Approval	W
6007-CAL-CTS-58-52-1000	HTF Flash and Expansion Vessel Foundation and Anchor Bolt Design	STRUCTURAL - 1	vendor	Approval	W
6007-CAL-CTS-58-52-1001	HTF Vessel Foundation Design	STRUCTURAL - 1	vendor	Approval	W
6007-PLN-CTS-58-52-1000	HTF Flash and Expansion Vessel General Structural Notes / Structural Details	STRUCTURAL - 1	vendor	Approval	W
6007-PLN-CTS-58-52-1001	Foundation Plan	STRUCTURAL - 1	vendor	Approval	W
6007-CAL-AGE-58-52-7400	Calculation report for Rack 1 foundations Beat Plant	STRUCTURAL - 1	vendor	Approval	W
6007-PLN-AGE-58-52-7400	Mojave Generating Station. Beta plant HTF-1 piperack foundation Cover sheet	STRUCTURAL - 1	vendor	Approval	W
6007-PLN-AGE-58-52-7401	Mojave Generating Station. Beta plant HTF-1 piperack foundation General notes	STRUCTURAL - 1	vendor	Approval	W
6007-PLN-AGE-58-52-7402	Mojave Generating Station. Beta plant HTF-1 piperack foundation Support foundations plan	STRUCTURAL - 1	vendor	Approval	W
6007-PLN-AGE-58-52-7403	Mojave Generating Station. Beta plant HTF-1 piperack foundation Data table	STRUCTURAL - 1	vendor	Approval	W
6007-PLN-AGE-58-52-7404	Mojave Generating Station. Beta plant HTF-1 piperack foundation Sections and details I	STRUCTURAL - 1	vendor	Approval	W
6007-PLN-AGE-58-52-7405	Mojave Generating Station. Beta plant HTF-1 piperack foundation Sections and details II	STRUCTURAL - 1	vendor	Approval	W
6007-PLN-AGE-58-52-7406	Mojave Generating Station. Beta plant HTF-1 piperack foundation Sections and details III	STRUCTURAL - 1	vendor	Approval	W
6007-PLN-AGE-25-54-8500	STG Auxiliar Equipment Structure Connections Cover Sheet	STRUCTURAL - 1	vendor	Approval	W
6007-PLN-AGE-25-54-8501	STG Auxiliar Equipment Structure Connections General Notes	STRUCTURAL - 1	vendor	Approval	W
6007-PLN-AGE-25-54-8502	STG Auxiliar Equipment Structure Connections Elevations I	STRUCTURAL - 1	vendor	Approval	W
6007-PLN-AGE-25-54-8503	STG Auxiliar Equipment Structure Connections Elevations II	STRUCTURAL - 1	vendor	Approval	W
6007-PLN-AGE-25-54-8504	STG Auxiliar Equipment Structure Connections Elevations III	STRUCTURAL - 1	vendor	Approval	W
6007-PLN-AGE-25-54-8505	STG Auxiliar Equipment Structure Connections BCP&BT Connections	STRUCTURAL - 1	vendor	Approval	W
6007-PLN-AGE-25-54-8506	STG Auxiliar Equipment Structure Connections CH&CR Connections	STRUCTURAL - 1	vendor	Approval	W
6007-PLN-AGE-25-54-8507	STG Auxiliar Equipment Structure Connections BCP Connections	STRUCTURAL - 1	vendor	Approval	W
6007-PLN-AGE-25-54-8508	STG Auxiliar Equipment Structure Connections Plan @EL 2081.93' & @EL 2086.50'	STRUCTURAL - 1	vendor	Approval	W
6007-PLN-AGE-25-54-8509	STG Auxiliar Equipment Structure Connections Plan @EL 2094.50' & @EL2099'	STRUCTURAL - 1	vendor	Approval	W
6007-PLN-AGE-25-54-8510	STG Auxiliar Equipment StructureConnections Plan @EL 2106.25'	STRUCTURAL - 1	vendor	Approval	W
6007-PLN-AGE-25-54-8511	STG Auxiliar Equipment Structure Connections Plan @EL 2122'	STRUCTURAL - 1	vendor	Approval	W
6007-PLN-AGE-25-54-8512	STG Auxiliar Equipment Structure Connections Plan @EL 2131.84' & 2158.17	STRUCTURAL - 1	vendor	Approval	W
6007-PLN-AGE-25-54-8513	STG Auxiliar Equipment Structure Connections GP Connection	STRUCTURAL - 1	vendor	Approval	W
6007-PLN-AGE-25-54-8514	STG Auxiliar Equipment Structure Connections GF& GE Connections	STRUCTURAL - 1	vendor	Approval	W
6007-PLN-AGE-25-54-8515	STG Auxiliar Equipment Structure Connections BCF Connections	STRUCTURAL - 1	vendor	Approval	W
6007-PLN-AGE-25-54-8516	STG Auxiliar Equipment Structure Connections Column Splices I	STRUCTURAL - 1	vendor	Approval	W
6007-PLN-AGE-25-54-8517	STG Auxiliar Equipment Structure Connections Column Splices II	STRUCTURAL - 1	vendor	Approval	W
6007-PLN-AGE-25-54-8518	STG Auxiliar Equipment Structure Connections Column Splices III	STRUCTURAL - 1	vendor	Approval	W
6007-CAL-AGE-25-51-8004	Calculation report	STRUCTURAL - 1	vendor	Approval	W
6007-PLN-AGE-00-50-C001	Anchor Rod Assemblies and Details	STRUCTURAL - 1	vendor	Approval	W
6007-PLN-AGE-00-50-S001	General Civil and Structural Notes	STRUCTURAL - 1	vendor	Approval	W
6007-PLN-AGE-00-50-S002	Typical Ladder, Safety Cage, and Safety Gate Details	STRUCTURAL - 1	vendor	Approval	W
6007-PLN-AGE-00-50-S003	Typical Pipe Handrail, Stairway, and Grating Details	STRUCTURAL - 1	vendor	Approval	W
6007-PLN-AGE-00-50-S004	Standard Base Plate Details and Standard Shear Key Details	STRUCTURAL - 1	vendor	Approval	W
6007-CAL-A GE-25-51-4000	Calculation Report for ST G Auxiliary equip. struc. Alpha	STRUCTURAL - 1	vendor	Approval	W
6007-CAL-A GE-25-51-8000	Calculation Report for ST G Auxiliary equip. struc. Beta	STRUCTURAL - 1	vendor	Approval	W
6007-PLN-A GE-25-54-4000	STG Auxiluary Equipment Struc. Alpha Coveer Sheet	STRUCTURAL - 1	vendor	Approval	W
6007-PLN-A GE-25-54-4020	STG Auxiluary Equipment Struc. Alpha General Notes	STRUCTURAL - 1	vendor	Approval	W
6007-PLN-A GE-25-54-4040	ST G Auxiliary equip. struc. Alpha Plan@EL2072'- 51/8'' &@EL2077'	STRUCTURAL - 1	vendor	Approval	W
6007-PLN-A GE-25-54-4041	ST G Auxiliary equip. struc. Alpha Plan@EL2086'- 6&@EL2091'	STRUCTURAL - 1	vendor	Approval	W
6007-PLN-A GE-25-54-4042	STG Auiliary Equipment Struc Alpha plan @EL2098'-3"	STRUCTURAL - 1	vendor	Approval	W
6007-PLN-A GE-25-54-4043	ST G Auxiliary equip. struc. Alpha Plan @EL 2114'	STRUCTURAL - 1	vendor	Approval	W
6007-PLN-A GE-25-54-4044	STG Auxiliary equip. struc. Alpha Plan@EL 2123'-10 3/32 & 2150'2 3/32	STRUCTURAL - 1	vendor	Approval	W
6007-PLN-A GE-25-54-4045	ST G Auxiliary equip. struc. Alpha Plan Elevation SH. 1	STRUCTURAL - 1	vendor	Approval	W
6007-PLN-A GE-25-54-4046	ST G Auxiliary equip. struc. Alpha Plan Elevation SH. 2	STRUCTURAL - 1	vendor	Approval	W
6007-PLN-A GE-25-54-4047	ST G Auxiliary equip. struc. Alpha Plan Elevation SH. 3	STRUCTURAL - 1	vendor	Approval	W
6007-PLN-A GE-25-54-4048	ST G Auxiliary equip. struc. Alpha Column Schedule & M isc Details	STRUCTURAL - 1	vendor	Approval	W
6007-PLN-A GE-25-54-4049	ST G Auxiliary equip. struc. Alpha Plan Anchor Plan Details	STRUCTURAL - 1	vendor	Approval	W
6007-PLN-A GE-25-54-4050	ST G Auxiliary equip. struc. Alpha Stair Schematics	STRUCTURAL - 1	vendor	Approval	W
6007-PLN-A GE-25-54-4051	ST G Auxiliary equip. struc. Alpha Column Schedule	STRUCTURAL - 1	vendor	Approval	W
6007-PLN-A GE-25-54-8000	ST G Auxiliary equip. struc. Beta	STRUCTURAL - 1	vendor	Approval	W
6007-PLN-A GE-25-54-8020	ST G Auxiliary equip. struc. Beta General Notes	STRUCTURAL - 1	vendor	Approval	W
6007-PLN-A GE-25-54-8040	ST G Auxiliary equip. struc. Beta Plan@EL2072'-51/8'' &@EL2077'	STRUCTURAL - 1	vendor	Approval	W
6007-PLN-A GE-25-54-8041	ST G Auxiliary equip. struc. Beta Plan@EL2086'- 6&@EL2091'	STRUCTURAL - 1	vendor	Approval	W
6007-PLN-A GE-25-54-8042	ST G Auxiliary equip. struc. Beta Plan @El 2098'-3''	STRUCTURAL - 1	vendor	Approval	W
6007-PLN-A GE-25-54-8043	ST G Auxiliary equip. struc. Beta Plan @EL 2114'	STRUCTURAL - 1	vendor	Approval	W
6007-PLN-A GE-25-54-8044	ST G Auxiliary equip. struc. Beta Plan@EL 2123'-103/32 & 2150'2 3/32	STRUCTURAL - 1	vendor	Approval	W
6007-PLN-A GE-25-54-8045	ST G Auxiliary equip. struc. Beta Elevations Sh 1	STRUCTURAL - 1	vendor	Approval	W
6007-PLN-A GE-25-54-8046	ST G Auxiliary equip. struc. Beta Elevations Sh 2	STRUCTURAL - 1	vendor	Approval	W
6007-PLN-A GE-25-54-8047	ST G Auxiliary equip. struc. Beta Elevations Sh 3	STRUCTURAL - 1	vendor	Approval	W
6007-PLN-A GE-25-54-8048	ST G Auxiliary equip. struc. Beta Column Schedule & M isc Details	STRUCTURAL - 1	vendor	Approval	W
6007-PLN-A GE-25-54-8049	ST G Auxiliary equip. struc. Beta Anchor Plates Detail	STRUCTURAL - 1	vendor	Approval	W
6007-PLN-A GE-25-54-8050	ST G Auxiliary equip. struc. Beta Stair Schematics	STRUCTURAL - 1	vendor	Approval	W

ABENER TEYMA
MOJAVE

Compliance No.:	GEN-2				
Job :	Mojave Solar Project				
Date: 07/08/2014	Description: Structural Master Drawing List				
Sheet No.	Description	Applicable Condition of Certification	Vendor Supplied or EOR	Reason for Submittal	Revision
6007-PLN-A GE-25-54-8051	ST G Auxiliary Equip struc. Beta Column Schedule	STRUCTURAL - 1	vendor	Approval	W
6007-PLN-A GE-25-54-4500	STG Auiliar Equip,emt cpmmectopms cpver sjeet	STRUCTURAL - 1	vendor	Approval	W
6007-PLN-A GE-25-54-4501	SI G Auxiliar Equipment Structure Connections General Notes	STRUCTURAL - 1	vendor	Approval	W
6007-PLN-A GE-25-54-4502	SI G Auxiliar Equipment Structure Connections Elevations /	STRUCTURAL - 1	vendor	Approval	W
6007-PLN-A GE-25-54-4503	SI G Auxiliar Equipment Structure Connections Elevations //	STRUCTURAL - 1	vendor	Approval	W
6007-PLN-A GE-25-54-4504	STG Auxiliar Equipment Structure Connections Elevations ///	STRUCTURAL - 1	vendor	Approval	W
6007-PLN-A GE-25-54-4505	STG Auiliar Equip,emt cpmmectopms cpver sjeet	STRUCTURAL - 1	vendor	Approval	W
6007-PLN-A GE-25-54-4506	SI G Auxiliar Equipment Structure Connections General Notes	STRUCTURAL - 1	vendor	Approval	W
6007-PLN-A GE-25-54-4507	SI G Auxiliar EQUIPMENT Structure Connections BCP Connections	STRUCTURAL - 1	vendor	Approval	W
6007-PLN-A GE-25-54-4508	SI G Auxiliar Equipment Structure Connections Plan@EL 2073.93'&@EL2078.50	STRUCTURAL - 1	vendor	Approval	W
6007-PLN-A GE-25-54-4509	SI G Auxiliar Equipment Structure Connections Plan@EL 2086.50'&@EL2091	STRUCTURAL - 1	vendor	Approval	W
6007-PLN-A GE-25-54-4510	SI G Auxiliar Equipment Structure Connections Plan@EL 2098.25	STRUCTURAL - 1	vendor	Approval	W
6007-PLN-A GE-25-54-4511	SI G Auxiliar Equipment Structure Connections Plan@EL 2114'	STRUCTURAL - 1	vendor	Approval	W
6007-PLN-A GE-25-54-4512	SI G Auxiliar Equipment Structure Connections Plan@EL 2123.84 & 2150,17'	STRUCTURAL - 1	vendor	Approval	W
6007-PLN-A GE-25-54-4513	SI G Auxiliar Equipment Structure Connections GP Connections	STRUCTURAL - 1	vendor	Approval	W
6007-PLN-A GE-25-54-4514	SI G Auxiliar Equipment Structure Connections GF& GE Connections	STRUCTURAL - 1	vendor	Approval	W
6007-PLN-A GE-25-54-4515	SI G Auxiliar Equipment Structure Connections BCF Connections	STRUCTURAL - 1	vendor	Approval	W
6007-PLN-A GE-25-54-4516	SI G Auxiliar Equipment Structure Connections Colum Splices I	STRUCTURAL - 1	vendor	Approval	W
6007-PLN-A GE-25-54-4517	SI G Auxiliar Equipment Structure Connections Colum Splices II	STRUCTURAL - 1	vendor	Approval	W
6007-PLN-A GE-25-54-4518	SI G Auxiliar Equipment Structure Connections Colum Splices III	STRUCTURAL - 1	vendor	Approval	W
6007-CAL-A GE-25-51-4004	Calculation report	STRUCTURAL - 1	vendor	Approval	W
6007-CAL-AGE-58-52-3450	Calculation report for Rack 2 Foundation	STRUCTURAL - 1	vendor	Approval	W
6007-PLN-AGE-58-52-3450	HTF -2 Piperack Foundation cover sheet	STRUCTURAL - 1	vendor	Approval	W
6007-PLN-AGE-58-52-3451	HTF -2 Piperack Foundation general notes	STRUCTURAL - 1	vendor	Approval	W
6007-PLN-AGE-58-52-3452	HTF -2 Piperack Foundation Plan view	STRUCTURAL - 1	vendor	Approval	W
6007-PLN-AGE-58-52-3453	HTF -2 Piperack Foundation sections and details	STRUCTURAL - 1	vendor	Approval	W
6007-PLN-AGE-58-52-3454	HTF -2 Piperack Foundation table data and details	STRUCTURAL - 1	vendor	Approval	W
6007-PLN-AGE-58-52-3455	HTF -2 Piperack Foundation Section & Details 1	STRUCTURAL - 1	vendor	Approval	W
6007-PLN-AGE-58-52-3456	HTF -2 Piperack Foundation Section & Details 2	STRUCTURAL - 1	vendor	Approval	W
6007-PLN-AGE-58-52-3457	HTF -2 Piperack Foundation Section & Details 3	STRUCTURAL - 1	vendor	Approval	W
6007-PLN-AGE-58-52-3458	HTF -2 Piperack Foundation Section & Details 4	STRUCTURAL - 1	vendor	Approval	W
6007-PLN-AGE-58-52-3459	HTF -2 Piperack Foundation Section & Details 5	STRUCTURAL - 1	vendor	Approval	W
6007-PLN-AGE-58-52-3460	HTF -2 Piperack Foundation Section & Details 6	STRUCTURAL - 1	vendor	Approval	W
6007-CAL-AGE-58-52-7450	Calculation report for Rack 2 foundation	STRUCTURAL - 1	vendor	Approval	W
6007-PLN-AGE-58-52-7450	HTF -2 Piperack Foundation cover sheet	STRUCTURAL - 1	vendor	Approval	W
6007-PLN-AGE-58-52-7451	HTF -2 Piperack Foundation general notes	STRUCTURAL - 1	vendor	Approval	W
6007-PLN-AGE-58-52-7452	HTF -2 Piperack Foundation Plan view	STRUCTURAL - 1	vendor	Approval	W
6007-PLN-AGE-58-52-7453	HTF -2 Piperack Foundation sections and details	STRUCTURAL - 1	vendor	Approval	W
6007-PLN-AGE-58-52-7454	HTF -2 Piperack Foundation table data and details	STRUCTURAL - 1	vendor	Approval	W
6007-PLN-AGE-58-52-7455	HTF -2 Piperack Foundation section and details 1	STRUCTURAL - 1	vendor	Approval	W
6007-PLN-AGE-58-52-7456	HTF -2 Piperack Foundation section and details 2	STRUCTURAL - 1	vendor	Approval	W
6007-PLN-AGE-58-52-7457	HTF -2 Piperack Foundation section and details 3	STRUCTURAL - 1	vendor	Approval	W
6007-PLN-AGE-58-52-7458	HTF -2 Piperack Foundation sections and details 4	STRUCTURAL - 1	vendor	Approval	W
6007-PLN-AGE-58-52-7459	HTF -2 Piperack Foundation section and details 5	STRUCTURAL - 1	vendor	Approval	W
6007-PLN-AGE-58-52-7460	HTF -2 Piperack Foundation section and details 6	STRUCTURAL - 1	vendor	Approval	W
6007-PLN-AGE-57-52-7321	Closed end & Supply double loops foundations. South field. Coordinates IV	STRUCTURAL - 1	vendor	Approval	W
6007-CAL-AGE-58-53-2450	Calculation Report for South Underground crossing Alpha Plant	STRUCTURAL - 1	vendor	Approval	W
6007-PLN-AGE-58-53-2450	HTF South Underground Crossing Cover Sheet	STRUCTURAL - 1	vendor	Approval	W
6007-PLN-AGE-58-53-2451	HTF South Underground Crossing General Notes	STRUCTURAL - 1	vendor	Approval	W
6007-PLN-AGE-58-53-2452	HTF South Underground Crossing Geometrical definition	STRUCTURAL - 1	vendor	Approval	W
6007-PLN-AGE-58-53-2453	HTF South Underground Crossing Reinforcement definition	STRUCTURAL - 1	vendor	Approval	W
6007-PLN-AGE-58-53-2454	HTF South Underground Crossing Walls Reinforcement definition	STRUCTURAL - 1	vendor	Approval	W
6007-PLN-AGE-58-53-2455	HTF South Underground Crossing Mat Foundation Reinforcement	STRUCTURAL - 1	vendor	Approval	W
6007-PLN-AGE-58-53-2456	HTF South Underground Crossing Slabs definition /	STRUCTURAL - 1	vendor	Approval	W
6007-PLN-AGE-58-53-2457	HTF South Underground Crossing Slabs definition //	STRUCTURAL - 1	vendor	Approval	W
6007-PLN-AGE-58-53-2458	HTF South Underground Crossing Plan sections B_Details for Sleepers	STRUCTURAL - 1	vendor	Approval	W
6007-PLN-AGE-58-53-2459	HTF South Underground Crossing Gatehause Foundations	STRUCTURAL - 1	vendor	Approval	W
6007-PLN-AGE-58-53-2460	HTF South Underground Crossing details	STRUCTURAL - 1	vendor	Approval	W
6007-PLN-A GE-58-53-2400	HTF North Underground Crossing Cover Sheet	STRUCTURAL - 1	vendor	Approval	W
6007-PLN-A GE-58-53-2401	HTF North Underground Crossing General Notes	STRUCTURAL - 1	vendor	Approval	W
6007-PLN-A GE-58-53-2402	HTF North Underground Crossing Geometrical definition	STRUCTURAL - 1	vendor	Approval	W
6007-PLN-A GE-58-53-2403	HTF North Underground Crossing Reinforcement definition	STRUCTURAL - 1	vendor	Approval	W
6007-PLN-A GE-58-53-2404	HTF North Underground Crossing Walls Reinforcement definition	STRUCTURAL - 1	vendor	Approval	W
6007-PLN-A GE-58-53-2405	HTF North Underground Crossing Mat Foundation Reinforcement	STRUCTURAL - 1	vendor	Approval	W
6007-PLN-A GE-58-53-2406	HTF North Underground Crossing Slabs definition /	STRUCTURAL - 1	vendor	Approval	W
6007-PLN-A GE-58-53-2407	HTF North Underground Crossing Slabs definition //	STRUCTURAL - 1	vendor	Approval	W
6007-PLN-A GE-58-53-2408	HTF North Underground Crossing Plan sections & Details for Sleepers	STRUCTURAL - 1	vendor	Approval	W
6007-PLN-A GE-58-53-2409	HTF North Underground Crossing Gatehause Foundations	STRUCTURAL - 1	vendor	Approval	W
6007-PLN-A GE-58-53-2410	HTF North Underground Crossing details	STRUCTURAL - 1	vendor	Approval	W
6007-CAL-A GE-58-53-2400	Calculation Report for North Underground crossing Alpha Plant	STRUCTURAL - 1	vendor	Approval	W
6007-PLN-58-52-3402	Alpha plant HTF-1 Pipe Rack foundation - Support foundations plan	STRUCTURAL - 1	vendor	Approval	W
6007-PLN-58-52-3403	Alpha plant HTF-1 Pipe Rack foundation - Data table	STRUCTURAL - 1	vendor	Approval	W
6007-PLN-58-52-3404	Alpha plant HTF-1 Pipe Rack foundation - Sections and details I	STRUCTURAL - 1	vendor	Approval	W
6007-PLN-58-52-3405	Alpha plant HTF-1 Pipe Rack foundation - Sections and details II	STRUCTURAL - 1	vendor	Approval	W
6007-PLN-58-52-3406	Alpha plant HTF-1 Pipe Rack foundation - Sections and details III	STRUCTURAL - 1	vendor	Approval	W
6007-PLN-58-52-3407	Alpha plant HTF-1 Pipe Rack foundation - Sections and details IV	STRUCTURAL - 1	vendor	Approval	W
6007-INF-ATD-23-50-C001	Geotechnical Report for Mojave Substation and Transmission Line by FMG Engineering	STRUCTURAL - 1	vendor	Approval	W
6007-INF-ATD-23-50-C002	Special Inspections, Structural Testing, and Structural Observations	STRUCTURAL - 1	vendor	Approval	W
6007-PLN-ATD-23-54-C011	Mojave Alpha & Beta Substations Structure Layout Plan	STRUCTURAL - 1	vendor	Approval	W
6007-PLN-ATD-23-55-C019	Mojave 230 kV, Alpha & Beta Substations Steel Details Control Building Stair Details & Footing - ST1	STRUCTURAL - 1	vendor	Approval	W
6007-PLN-ATD-23-57-C063	Mojave 230 kV, Alpha & Beta Substations Foundation Detail - APT Transformer (F2)	STRUCTURAL - 1	vendor	Approval	W
6007-PLN-ATD-23-57-C071	Mojave Alpha and Beta Substations Foundation Layout Drawing	STRUCTURAL - 1	vendor	Approval	W
6007-PLN-ATD-23-57-C091	Mojave Alpha & Beta Substations Site Preparation & Fencing Drawing	STRUCTURAL - 1	vendor	Approval	W
6007-CAL-AGE-58-52-2460	Calculation Report for Alpha Plant - HTF/Main Pumps A-MP-200-A/B/C/D Foundation	STRUCTURAL - 1	vendor	Approval	w
6007-CAL-AGE-58-52-2461	Calculation Report for Alpha Plant - HTF/Recirculation Pump A-MP-201 Foundation	STRUCTURAL - 1	vendor	Approval	w

ABENER TEYMA MOJAVE

Compliance No.:	GEN-2				
Job :	Mojave Solar Project				
Date: 07/08/2014	Description: Structural Master Drawing List				
Sheet No.	Description	Applicable Condition of Certification	Vendor Supplied or EOR	Reason for Submittal	Revision
6007-PLN-AGE-58-52-2450	Alpha HTF/Recirculation Pump A-MP-201 Foundation Cover Sheet	STRUCTURAL - 1	vendor	Approval	w
6007-PLN-AGE-58-52-2451	Alpha HTF/Recirculation Pump A-MP-201 Foundation General Notes	STRUCTURAL - 1	vendor	Approval	w
6007-PLN-AGE-58-52-2452	Alpha HTF/Recirculation Pump A-MP-201 Foundation Plan, Section, and Details	STRUCTURAL - 1	vendor	Approval	w
6007-PLN-AGE-58-52-2460	Alpha HTF/Main Pumps A-MP-200-A/B/C/D Foundation Cover Sheet	STRUCTURAL - 1	vendor	Approval	w
6007-PLN-AGE-58-52-2461	Alpha HTF/Main Pumps A-MP-200-A/B/C/D Foundation General Notes	STRUCTURAL - 1	vendor	Approval	w
6007-PLN-AGE-58-52-2462	Alpha HTF/Main Pumps A-MP-200-A/B/C/D Foundation Plan, Section, and Details	STRUCTURAL - 1	vendor	Approval	w
6007-CAL-AGE-58-52-6460	Calculation Report for Beta Plant - HTF/Main Pumps B-MP-200-A/B/C/D Foundation	STRUCTURAL - 1	vendor	Approval	w
6007-CAL-AGE-58-52-6461	Calculation Report for Beta Plant - HTF/Recirculation Pump B-MP-201 Foundation	STRUCTURAL - 1	vendor	Approval	w
6007-PLN-AGE-58-52-6450	Beta HTF/Recirculation Pump B-MP-201 Foundation Cover Sheet	STRUCTURAL - 1	vendor	Approval	w
6007-PLN-AGE-58-52-6451	Beta HTF/Recirculation Pump B-MP-201 Foundation General Notes	STRUCTURAL - 1	vendor	Approval	w
6007-PLN-AGE-58-52-6452	Beta HTF/Recirculation Pump B-MP-201 Foundation Plan, Section, and Details	STRUCTURAL - 1	vendor	Approval	w
6007-PLN-AGE-58-52-6460	Beta HTF/Main Pumps B-MP-200-A/B/C/D Foundation Cover Sheet	STRUCTURAL - 1	vendor	Approval	w
6007-PLN-AGE-58-52-6461	Beta HTF/Main Pumps B-MP-200-A/B/C/D Foundation General Notes	STRUCTURAL - 1	vendor	Approval	w
6007-PLN-AGE-58-52-6462	Beta HTF/Main Pumps B-MP-200-A/B/C/D Foundation Plan, Section, and Details	STRUCTURAL - 1	vendor	Approval	w
6007-ESP-ATD-26-48-C002	Staking Sheet	STRUCTURAL - 1	vendor	Approval	w
6007-PLN-ATD-26-33-E041	Phasing Diagram	STRUCTURAL - 1	vendor	Approval	w
6007-PLN-ATD-26-51-C012	Plan and Profile	STRUCTURAL - 1	vendor	Approval	w
6007-PLN-ATD-26-51-C013	Plan and Profile	STRUCTURAL - 1	vendor	Approval	w
6007-PLN-ATD-26-51-C014	Plan and Profile	STRUCTURAL - 1	vendor	Approval	w
6007-PLN-ATD-26-52-C0 61	Direct Embed Foundation Details	STRUCTURAL - 1	vendor	Approval	w
6007-PLN-ATD-26-52-C0 62	Pier Foundation Details	STRUCTURAL - 1	vendor	Approval	w
6007-PLN-ATD-26-54-E031	Assembly Drawings	STRUCTURAL - 1	vendor	Approval	w
6007-PLN-ATD-26-54-E032	Stringing Chart	STRUCTURAL - 1	vendor	Approval	w
6007-CAL-ATD-26-54-E038	230kV Double Circuit Tangent – Loading Tree (Typical)	STRUCTURAL - 1	vendor	Approval	w
6007-CAL-ATD-26-54-E039	230kV 45 Degree Angle – Double Circuit Loading Tree	STRUCTURAL - 1	vendor	Approval	w
6007-CAL-ATD-26-54-E040	90 Degree D.C. Tap Structure – Loading Tree	STRUCTURAL - 1	vendor	Approval	w
6007-CAL-ATD-26-54-E041	230 kV Single Circuit DE – Loading Tree (Typical)	STRUCTURAL - 1	vendor	Approval	w
6007-CAL-ATD-26-54-E042	230kV Single Circuit Delta Tangent – Loading Tree (Typical)	STRUCTURAL - 1	vendor	Approval	w
6007-CAL-ATD-26-54-E043	230kV 90 Degree Angle –Loading Tree	STRUCTURAL - 1	vendor	Approval	w
6007-CAL-ATD-26-54-E044	230kV 45 Degree Angle – Single Circuit Loading Tree	STRUCTURAL - 1	vendor	Approval	w
6007-CAL-ATD-26-54-E045	230kV Beta Tap Structure – Double Circuit Loading Tree	STRUCTURAL - 1	vendor	Approval	w
6007-CAL-ATD-26-54-E047	230kV Typical Details	STRUCTURAL - 1	vendor	Approval	w
6007-CAL-ATD-26-54-E048	230kV SC Delta Tangent – Extra Shield Wires – Loading Tree (Typical)	STRUCTURAL - 1	vendor	Approval	w
6007-ESP-ATD-26-54-C018	Technical Specification for Welded Tubular Steel Transmission Structures	STRUCTURAL - 1	vendor	Approval	w
6007-PLN-ATD-26-52-C072	230kV Double Circuit Tangent – Structure Framing Details	STRUCTURAL - 1	vendor	Approval	w
6007-PLN-ATD-26-52-C073	230kV 45 Degree Angle – Structure Framing Details	STRUCTURAL - 1	vendor	Approval	w
6007-PLN-ATD-26-52-C074	230kV 45 Degree Angles – Structure Framing Details	STRUCTURAL - 1	vendor	Approval	w
6007-PLN-ATD-26-52-C075	230kV Single Circuit Delta Tangent – Structure Framing Details	STRUCTURAL - 1	vendor	Approval	w
6007-PLN-ATD-26-52-C076	230kV 90 Degree Angle – Structure Framing Details	STRUCTURAL - 1	vendor	Approval	w
6007-PLN-ATD-26-52-C077	230kV SC Delta Tangent – Extra Shield Wires – Structure Fram- ing Details	STRUCTURAL - 1	vendor	Approval	w
6007-PLN-ATD-26-52-C078	230kV Beta Tap Structure – Structure Framing Details	STRUCTURAL - 1	vendor	Approval	w
6007-PLN-ATD-26-52-C079	90 Degree D.C. Tap Structure – Structure Framing Details	STRUCTURAL - 1	vendor	Approval	w
6007-PLN-ATD-26-52-C080	230kV 45 Degree Angles – Structure Framing Details	STRUCTURAL - 1	vendor	Approval	w
6007-PLN-ATD-26-52-C081	230kV Single Circuit DE – Structure Framing Details	STRUCTURAL - 1	vendor	Approval	w
6007-PLN-ATD-26-52-C082	230kV Single Circuit DE – Structure Framing Details	STRUCTURAL - 1	vendor	Approval	w
6007-PLN-ATD-26-52-C083	230kV 90 Degree Angle – Structure Framing Details	STRUCTURAL - 1	vendor	Approval	w
6007-PLN-ATD-26-52-C084	230kV Alpha Substation DE – Structure Framing Details	STRUCTURAL - 1	vendor	Approval	w
6007-PLN-ATD-26-52-C085	230kV Beta Substation DE – Structure Framing Details	STRUCTURAL - 1	vendor	Approval	w
6007-PLN-ATD-26-52-C086	230kV Beta Substation Static Mast – Structure Framing Details	STRUCTURAL - 1	vendor	Approval	w
6007-1NF-ATD-23-50-0002	Special 1nspections, Structural Testing, and 3-iructurai upservaiions	STRUCTURAL - 1	vendor	Approval	w
6007-1NF-ATD-23-50-0001	Geotechnical Report for Mojave Substation and Transmission Line	STRUCTURAL - 1	vendor	Approval	w
6007-0AL-ATD-23-52-0070	Other Foundation 0alculations	STRUCTURAL - 1	vendor	Approval	w
6007-PLN-ATD-23-57-00 63	Foundation Detail APT1 (F2)	STRUCTURAL - 1	vendor	Approval	w
6007-PLN-ATD-23-57-00 64	Foundation Relay House and Minor Equipment	STRUCTURAL - 1	vendor	Approval	w
6007-PLN-ATD-23-57-0071	Foundation Layout Drawing	STRUCTURAL - 1	vendor	Approval	w
6007-PLN-ATD-23-57-0072	Foundation Detail - 0ircuit Breaker (F4)	STRUCTURAL - 1	vendor	Approval	w
6007-PLN-ATD-23-57-0073	Foundation Detail - Firewall APT1	STRUCTURAL - 1	vendor	Approval	w
6007-PLN-ATD-23-57-0074	Foundation Detail - Firewall MPT1	STRUCTURAL - 1	vendor	Approval	w
6007-PLN-ATD-23-57-0091	Site Preparation and Fencing Drawing	STRUCTURAL - 1	vendor	Approval	w
6007-ESP-ATD-23-54-E001	Technical Specification for Steel Structures	STRUCTURAL - 1	vendor	Approval	w
6007-PLN-ATD-23-54-0011	Structure Layout Plan	STRUCTURAL - 1	vendor	Approval	w
6007-PLN-ATD-23-55-0011	Steel Details 230 kV Single Phase, Low Bus Support - S2	STRUCTURAL - 1	vendor	Approval	w
6007-PLN-ATD-23-55-0012	Steel Details 230 kV Three Phase, 230 kV Deadend - S7	STRUCTURAL - 1	vendor	Approval	w
6007-PLN-ATD-23-55-0013	Steel Details, Static Mast (S1)	STRUCTURAL - 1	vendor	Approval	w
6007-PLN-ATD-23-55-0014	Steel Details 230 kV Single Phase, S3 Stand - S3	STRUCTURAL - 1	vendor	Approval	w
6007-PLN-ATD-23-55-0015	Steel Details 230kV Switch Stand, S4 Sheet 1	STRUCTURAL - 1	vendor	Approval	w
6007-PLN-ATD-23-55-001 6	Steel Details 230kV Switch Stand, S4 Sheet 2	STRUCTURAL - 1	vendor	Approval	w
6007-PLN-ATD-23-55-0018	Steel Details 230kV Single Phase, 0T Stand - S 6	STRUCTURAL - 1	vendor	Approval	w
6007-CON-BRU-00-25-0003	RFI Steam Generator Turbine Foundations	STRUCTURAL - 1	vendor	Approval	w
N.A,	Steam Turbine Supports L2 & L3	STRUCTURAL - 1	vendor	Approval	w
RFI #RJ008	Alternate Epoxy Set Anchor Bolts	STRUCTURAL - 1	vendor	Approval	w
6007-CAL-AGE-58-52-2530	Calculation report for Basin Expansion Vesse foundation Alpha	STRUCTURAL - 1	vendor	Approval	w
6007-PLN-AGE-58-52-2530	Alpha Plant Basin Expansion Vessel Foundation. Cover Sheet	STRUCTURAL - 1	vendor	Approval	w
6007-PLN-AGE-58-52-2531	Alpha Plant Basin Expansion Vessel Foundation. General notes	STRUCTURAL - 1	vendor	Approval	w
6007-PLN-AGE-58-52-2532	Alpha Plant Basin Expansion Vessel Foundation. Plan View	STRUCTURAL - 1	vendor	Approval	w
6007-PLN-AGE-58-52-2533	Alpha Plant Basin Expansion Vessel Foundation. Section and details	STRUCTURAL - 1	vendor	Approval	w
6007-PLN-AGE-58-52-2534	Alpha Plant Basin Expansion Vessel Foundation. Schedule and details II	STRUCTURAL - 1	vendor	Approval	w
6007-PLN-AGE-58-52-2535	Alpha Plant Basin Expansion Vessel Foundation. Columns I	STRUCTURAL - 1	vendor	Approval	w
6007-PLN-AGE-58-52-2536	Alpha Plant Basin Expansion Vessel Foundation. Columns II	STRUCTURAL - 1	vendor	Approval	w
6007-CAL-AGE-58-52-6530	Calculation report for Basin Expansion Vesse foundation Beta	STRUCTURAL - 1	vendor	Approval	w
6007-PLN-AGE-58-52-6530	Beta Plant Basin Expansion Vessel Foundation. Cover Sheet	STRUCTURAL - 1	vendor	Approval	w
6007-PLN-AGE-58-52-6531	Beta Plant Basin Expansion Vessel Foundation. General notes	STRUCTURAL - 1	vendor	Approval	w
6007-PLN-AGE-58-52-6532	Beta Plant Basin Expansion Vessel Foundation. Plan View	STRUCTURAL - 1	vendor	Approval	w
6007-PLN-AGE-58-52-6533	Beta Plant Basin Expansion Vessel Foundation. Section and details	STRUCTURAL - 1	vendor	Approval	w
6007-PLN-AGE-58-52-6534	Beta Plant Basin Expansion Vessel Foundation. Schedule and details II	STRUCTURAL - 1	vendor	Approval	w

ABENER TEYMA MOJAVE

Compliance No.:	GEN-2				
Job :	Mojave Solar Project				
Date: 07/08/2014	Description: Structural Master Drawing List				
Sheet No.	Description	Applicable Condition of Certification	Vendor Supplied or EOR	Reason for Submittal	Revision
6007-PLN-AGE-58-52-6535	Beta Plant Basin Expansion Vessel Foundation. Columns I	STRUCTURAL - 1	vendor	Approval	w
6007-PLN-AGE-58-52-6536	Beta Plant Basin Expansion Vessel Foundation. Columns II	STRUCTURAL - 1	vendor	Approval	w
6007-PLN-AGE-58-52-7402	Beta plant HTF-1 Pipe Rack foundation - Support foundations plan	STRUCTURAL - 1	vendor	Approval	w
6007-PLN-AGE-58-52-7403	Beta plant HTF-1 Pipe Rack foundation - Data table	STRUCTURAL - 1	vendor	Approval	w
6007-PLN-AGE-58-52-7404	Beta plant HTF-1 Pipe Rack foundation - Sections and details I	STRUCTURAL - 1	vendor	Approval	w
6007-PLN-AGE-58-52-7405	Beta plant HTF-1 Pipe Rack foundation - Sections and details II	STRUCTURAL - 1	vendor	Approval	w
6007-PLN-AGE-58-52-7406	Beta plant HTF-1 Pipe Rack foundation - Sections and details III	STRUCTURAL - 1	vendor	Approval	w
Annex 3 Column Load Data	Annex 3 of calculation report	STRUCTURAL - 1	vendor	Approval	w
Columns.pdf	Additional calculations for columns/walls	STRUCTURAL - 1	vendor	Approval	w
6007-PLN-AGE-00-50-S001	General Civil and Structural Notes	STRUCTURAL - 1	vendor	Approval	w
6007-CAL-CTS-58-52-1000	HTF Flash and Expansion Vessel Foundation and Anchor Bolt Design	STRUCTURAL - 1	vendor	Approval	w
6007-PLN-CTS-58-52-1000	HTF Flash and Expansion Vessel General Structural Notes / Structural Details	STRUCTURAL - 1	vendor	Approval	w
6007-PLN-CTS-58-52-1001	Foundation Plan	STRUCTURAL - 1	vendor	Approval	w
n.a.	Modification to top of pier at P-11 thru P-16	STRUCTURAL - 1	vendor	Approval	w
6007-CAL-AGE-58-54-3451	Calculation report for Rack 2-Connection Design Alpha	STRUCTURAL - 1	vendor	Approval	w
6007-PLN-AGE-58-54-3472	HTF -2 Piperack Steel Structure Plan View I	STRUCTURAL - 1	vendor	Approval	w
6007-PLN-AGE-58-54-3473	HTF -2 Piperack Steel Structure Plan View II	STRUCTURAL - 1	vendor	Approval	w
6007-PLN-AGE-58-54-3474	HTF -2 Piperack Steel Structure Plan View III	STRUCTURAL - 1	vendor	Approval	w
6007-PLN-AGE-58-54-3475	HTF -2 Piperack Steel Structure Plan View IV	STRUCTURAL - 1	vendor	Approval	w
6007-PLN-AGE-58-54-3476	HTF -2 Piperack Steel Structure Elevations I	STRUCTURAL - 1	vendor	Approval	w
6007-PLN-AGE-58-54-3477	HTF -2 Piperack Steel Structure Elevations II	STRUCTURAL - 1	vendor	Approval	w
6007-PLN-AGE-58-54-3478	HTF -2 Piperack Steel Structure Elevations III	STRUCTURAL - 1	vendor	Approval	w
6007-PLN-AGE-58-54-3479	HTF -2 Piperack Steel Structure Elevations IV	STRUCTURAL - 1	vendor	Approval	w
6007-PLN-AGE-58-54-3480	HTF -2 Piperack Foundation Connection Details	STRUCTURAL - 1	vendor	Approval	w
6007-PLN-AGE-58-54-3481	HTF -2 Piperack Foundation Connection Details	STRUCTURAL - 1	vendor	Approval	w
6007-PLN-AGE-58-54-3482	HTF -2 Piperack Foundation Connection Details	STRUCTURAL - 1	vendor	Approval	w
6007-PLN-AGE-58-54-3483	HTF -2 Piperack Foundation Connection Details	STRUCTURAL - 1	vendor	Approval	w
6007-CAL-AGE-58-54-7451	Calculation report for Rack 2-Connection Design Beta	STRUCTURAL - 1	vendor	Approval	w
6007-PLN-AGE-58-54-7472	HTF -2 Piperack Steel Structure Plan View I	STRUCTURAL - 1	vendor	Approval	w
6007-PLN-AGE-58-54-7473	HTF -2 Piperack Steel Structure Plan View II	STRUCTURAL - 1	vendor	Approval	w
6007-PLN-AGE-58-54-7474	HTF -2 Piperack Steel Structure Plan View III	STRUCTURAL - 1	vendor	Approval	w
6007-PLN-AGE-58-54-7475	HTF -2 Piperack Steel Structure Plan View IV	STRUCTURAL - 1	vendor	Approval	w
6007-PLN-AGE-58-54-7476	HTF -2 Piperack Steel Structure Elevations I	STRUCTURAL - 1	vendor	Approval	w
6007-PLN-AGE-58-54-7477	HTF -2 Piperack Steel Structure Elevations II	STRUCTURAL - 1	vendor	Approval	w
6007-PLN-AGE-58-54-7478	HTF -2 Piperack Steel Structure Elevations III	STRUCTURAL - 1	vendor	Approval	w
6007-PLN-AGE-58-54-7479	HTF -2 Piperack Steel Structure Elevations IV	STRUCTURAL - 1	vendor	Approval	w
6007-PLN-AGE-58-54-7480	HTF -2 Piperack Foundation Connection Details	STRUCTURAL - 1	vendor	Approval	w
6007-PLN-AGE-58-54-7481	HTF -2 Piperack Foundation Connection Details	STRUCTURAL - 1	vendor	Approval	w
6007-PLN-AGE-58-54-7482	HTF -2 Piperack Foundation Connection Details	STRUCTURAL - 1	vendor	Approval	w
6007-PLN-AGE-58-54-7483	HTF -2 Piperack Foundation Connection Details	STRUCTURAL - 1	vendor	Approval	w
6007-PLN-A GE-58-54-3450	Alpha Plant HTF-2 Piperack Steel Structure Cover Sheet	STRUCTURAL - 1	vendor	Approval	w
6007-PLN-AGE-58-54-3451	Alpha Plant HTF-2 Piperack Steel Structure General Notes	STRUCTURAL - 1	vendor	Approval	w
6007-PLN-AGE-58-54-3452	Alpha Plant HTF-2 Piperack Steel	STRUCTURAL - 1	vendor	Approval	w
6007-PLN-AGE-58-54-3453	Alpha Plant HTF-2 Piperack Steel	STRUCTURAL - 1	vendor	Approval	w
6007-PLN-AGE-58-54-3454	Alpha Plant HTF-2 Piperack Steel	STRUCTURAL - 1	vendor	Approval	w
6007-PLN-AGE-58-54-3455	Alpha Plant HTF-2 Piperack Steel	STRUCTURAL - 1	vendor	Approval	w
6007-PLN-AGE-58-54-3456	Alpha Plant HTF-2 Piperack Steel Structure Elevations I	STRUCTURAL - 1	vendor	Approval	w
6007-PLN-AGE-58-54-3457	Alpha Plant HTF-2 Piperack Steel Structure Eleveations II	STRUCTURAL - 1	vendor	Approval	w
6007-PLN-AGE-58-54-3458	Alpha Plant HTF-2 Piperack Steel Structure Elevations III	STRUCTURAL - 1	vendor	Approval	w
6007-PLN-AGE-58-54-3459	Alpha Plant HTF-2 Piperack Steel Structure Elevations IV	STRUCTURAL - 1	vendor	Approval	w
6007-PLN-AGE-58-54-3460	Alpha Plant HTF-2 Piperack Steel Structure Details I	STRUCTURAL - 1	vendor	Approval	w
6007-PLN-AGE-58-54-3461	Alpha Plant HTF-2 Piperack Steel Structure Details II	STRUCTURAL - 1	vendor	Approval	w
6007-PLN-AGE-58-54-3462	Alpha Plant HTF-2 Piperack Steel Structure Details III	STRUCTURAL - 1	vendor	Approval	w
6007-PLN-AGE-58-54-3463	Alpha Plant HTF-2 Piperack Steel Structure Details IV	STRUCTURAL - 1	vendor	Approval	w
6007-PLN-AGE-58-54-3464	Alpha Plant HTF-2 Piperack Steel Structure Details V	STRUCTURAL - 1	vendor	Approval	w
6007-PLN-AGE-58-54-7450	Beta Plant HTF-2 Piperack Steel Structure Cover Sheet	STRUCTURAL - 1	vendor	Approval	w
6007-PLN-A GE-58-54-7451	Beta Plant HTF-2 Piperack Steel Structure General Notes	STRUCTURAL - 1	vendor	Approval	w
6007-PLN-A GE-58-54-7453	Beta Plant HTF-2 Piperack Steel	STRUCTURAL - 1	vendor	Approval	w
6007-PLN-A GE-58-54-7454	Beta Plant HTF-2 Piperack Steel (-4Structure Plan View III	STRUCTURAL - 1	vendor	Approval	w
6007-PLN-A GE-58-54-7455	Beta Plant HTF-2 Piperack Steel Structure c^4ucture Plan View IV	STRUCTURAL - 1	vendor	Approval	w
6007-PLN-A GE-58-54-7456	Beta Plant HTF-2 Piperack Steel Structure Elevations I	STRUCTURAL - 1	vendor	Approval	w
6007-PLN-AGE-58-54-7457	Beta Plant HTF-2 Piperack Steel Structure Elevations II	STRUCTURAL - 1	vendor	Approval	w
6007-PLN-AGE-58-54-7458	Beta Plant HTF-2 Piperack Steel Structure Elevations III	STRUCTURAL - 1	vendor	Approval	w
6007-PLN-AGE-58-54-7459	Beta Plant HTF-2 Piperack Steel Structure Elevations IV	STRUCTURAL - 1	vendor	Approval	w
6007-PLN-AGE-58-54-7460	Beta Plant HTF-2 Piperack Steel Structure Details I	STRUCTURAL - 1	vendor	Approval	w
6007-PLN-AGE-58-54-7461	Beta Plant HTF-2 Piperack Steel Structure Details II	STRUCTURAL - 1	vendor	Approval	w
6007-PLN-AGE-58-54-7462	Beta Plant HTF-2 Piperack Steel Structure Details III	STRUCTURAL - 1	vendor	Approval	w
6007-PLN-AGE-58-54-7463	Beta Plant HTF-2 Piperack Steel Structure Details IV	STRUCTURAL - 1	vendor	Approval	w
6007-PLN-AGE-58-54-7464	Beta Plant HTF-2 Piperack Steel Structure Details VII	STRUCTURAL - 1	vendor	Approval	w
Additional calculations	Additional calculations	STRUCTURAL - 1	vendor	Approval	w
Annex G 6007-CAL-A GE-58-54-3450	Annex G 6007-CAL-A GE-58-54- 3450	STRUCTURAL - 1	vendor	Approval	w
Rack2_BV	Rack2_BV	STRUCTURAL - 1	vendor	Approval	w
6007-CAL-AGE-58-52-7400	Calculation report for Rack 1 Foundation Beta Plant	STRUCTURAL - 1	vendor	Approval	w
6007-PLN-AGE-58-52-7400	Beta Plant HTF-1 piperack Foundation Cover Sheet	STRUCTURAL - 1	vendor	Approval	w
6007-PLN-AGE-58-52-7401	Beta Plant HTF-1 piperack Foundation General Notes	STRUCTURAL - 1	vendor	Approval	w
6007-PLN-AGE-58-52-7402	Beta Plant HTF-1 piperack Foundation Support Foundation Plan	STRUCTURAL - 1	vendor	Approval	w
6007-PLN-AGE-58-52-7403	Beta Plant HTF-1 piperack Foundation Data Table	STRUCTURAL - 1	vendor	Approval	w
6007-PLN-AGE-58-52-7404	Beta Plant HTF-1 piperack Foundation Section & Details I	STRUCTURAL - 1	vendor	Approval	w
6007-PLN-AGE-58-52-7405	Beta Plant HTF-1 piperack Foundation Section & Details II	STRUCTURAL - 1	vendor	Approval	w
6007-PLN-AGE-58-52-7406	Beta Plant HTF-1 piperack Foundation Section & Details III	STRUCTURAL - 1	vendor	Approval	w
6007-PLN-AGE-00-50-S001	general civil and structural notes	STRUCTURAL - 1	vendor	Approval	w
6007-CAL-AGE-25-51-4000	Calculation Report for STG auxiliary equipment structure Alpha Plant	STRUCTURAL - 1	vendor	Approval	w
6007-CAL-AGE-25-51-8000	Calculation Report for STG auxiliary equipment structure Beta Plant	STRUCTURAL - 1	vendor	Approval	w
6007-PLN-AGE-25-54-4000	Field Alpha STG auxiliary equipment structure Alpha Cover Sheet	STRUCTURAL - 1	vendor	Approval	w
6007-PLN-AGE-25-54-4020	Field Alpha STG auxiliary equipment structure Alpha General Notes	STRUCTURAL - 1	vendor	Approval	w

ABENER TEYMA
MOJAVE

Compliance No.:	GEN-2				
Job :	Mojave Solar Project				
Date: 07/08/2014	Description: Structural Master Drawing List				
Sheet No.	Description	Applicable Condition of Certification	Vendor Supplied or EOR	Reason for Submittal	Revision
6007-PLN-AGE-25-54-4040	Field Alpha STG auxiliary equipment structure Plan @El 2073.93' @El 2078.50'	STRUCTURAL - 1	vendor	Approval	w
6007-PLN-AGE-25-54-4041	Field Alpha STG auxiliary equipment structure Plan @El 2086.50' @El 2091'	STRUCTURAL - 1	vendor	Approval	w
6007-PLN-AGE-25-54-4042	Field Alpha STG auxiliary equipment structure Plan @El 2098.25'	STRUCTURAL - 1	vendor	Approval	w
6007-PLN-AGE-25-54-4043	Field Alpha STG auxiliary equipment structure Plan @El 2114'	STRUCTURAL - 1	vendor	Approval	w
6007-PLN-AGE-25-54-4044	Field Alpha STG auxiliary equipment structure Plan @El 2123.84'; 2138.98' 2150.17'	STRUCTURAL - 1	vendor	Approval	w
6007-PLN-AGE-25-54-4045	Field Alpha STG auxiliary equipment structure Elevations Sheet 1	STRUCTURAL - 1	vendor	Approval	w
6007-PLN-AGE-25-54-4046	Field Alpha STG auxiliary equipment structure Elevations Sheet 2	STRUCTURAL - 1	vendor	Approval	w
6007-PLN-AGE-25-54-4047	Field Alpha STG auxiliary equipment structure Elevations Sheet 3	STRUCTURAL - 1	vendor	Approval	w
6007-PLN-AGE-25-54-4048	Field Alpha STG auxiliary equipment structure Misc Details	STRUCTURAL - 1	vendor	Approval	w
6007-PLN-AGE-25-54-4049	Field Alpha STG auxiliary equipment structure Anchor Plates Details	STRUCTURAL - 1	vendor	Approval	w
6007-PLN-AGE-25-54-4050	Field Alpha STG auxiliary equipment structure Stair schematics	STRUCTURAL - 1	vendor	Approval	w
6007-PLN-AGE-25-54-4051	Field Alpha STG auxiliary equipment structure Column schedule	STRUCTURAL - 1	vendor	Approval	w
6007-PLN-AGE-25-54-8000	Field Beta STG auxiliary equipment structure Beta Cover Sheet	STRUCTURAL - 1	vendor	Approval	w
6007-PLN-AGE-25-54-8020	Field Beta STG auxiliary equipment structure Beta General Notes	STRUCTURAL - 1	vendor	Approval	w
6007-PLN-AGE-25-54-8040	Field Beta STG auxiliary equipment structure Plan @El 2081.93' @El 2086.50'	STRUCTURAL - 1	vendor	Approval	w
6007-PLN-AGE-25-54-8041	Field Beta STG auxiliary equipment structure Plan @El 2094.50' @El 2099'	STRUCTURAL - 1	vendor	Approval	w
6007-PLN-AGE-25-54-8042	Field Beta STG auxiliary equipment structure Plan @El 2116.25'	STRUCTURAL - 1	vendor	Approval	w
6007-PLN-AGE-25-54-8043	Field Beta STG auxiliary equipment structure Plan @El 2122'	STRUCTURAL - 1	vendor	Approval	w
6007-PLN-AGE-25-54-8044	Field Beta STG auxiliary equipment structure Plan @El 2131.84'; 2146.98' 2158.17'	STRUCTURAL - 1	vendor	Approval	w
6007-PLN-AGE-25-54-8045	Field Beta STG auxiliary equipment structure Elevations Sheet 1	STRUCTURAL - 1	vendor	Approval	w
6007-PLN-AGE-25-54-8046	Field Beta STG auxiliary equipment structure Elevations Sheet 2	STRUCTURAL - 1	vendor	Approval	w
6007-PLN-AGE-25-54-8047	Field Beta STG auxiliary equipment structure Elevations Sheet 3	STRUCTURAL - 1	vendor	Approval	w
6007-PLN-AGE-25-54-8048	Field Beta STG auxiliary equipment structure Misc Details	STRUCTURAL - 1	vendor	Approval	w
6007-PLN-AGE-25-54-8049	Field Beta STG auxiliary equipment structure Anchor Plates Details	STRUCTURAL - 1	vendor	Approval	w
6007-PLN-AGE-25-54-8050	Field Beta STG auxiliary equipment structure Stair schematics	STRUCTURAL - 1	vendor	Approval	w
6007-PLN-AGE-25-54-8051	Field Beta STG auxiliary equipment structure Column schedule	STRUCTURAL - 1	vendor	Approval	w
na	Additional calculaitons BV PC2	STRUCTURAL - 1	vendor	Approval	w
na	ANCHOR BOLTS	STRUCTURAL - 1	vendor	Approval	w
na	Responses to BV PC2	STRUCTURAL - 1	vendor	Approval	w
6007-CAL-AGE-58-52-3450	Calculation report for Rack 2 foundations	STRUCTURAL - 1	vendor	Approval	w
6007-PLN-AGE-58-52-3450	HTF -2 Piperack Foundation Cover Sheet	STRUCTURAL - 1	vendor	Approval	w
6007-PLN-AGE-58-52-3451	HTF -2 Piperack Foundation General Notes	STRUCTURAL - 1	vendor	Approval	w
6007-PLN-AGE-58-52-3452	HTF -2 Piperack Foundation Plan View	STRUCTURAL - 1	vendor	Approval	w
6007-PLN-AGE-58-52-3453	HTF -2 Piperack Foundation Sections & Details	STRUCTURAL - 1	vendor	Approval	w
6007-PLN-AGE-58-52-3454	HTF -2 Piperack Foundation Table data & Details	STRUCTURAL - 1	vendor	Approval	w
6007-PLN-AGE-58-52-3455	HTF -2 Piperack Foundation Section & Details 1	STRUCTURAL - 1	vendor	Approval	w
6007-PLN-AGE-58-52-3456	HTF -2 Piperack Foundation Section & Details 2	STRUCTURAL - 1	vendor	Approval	w
6007-PLN-AGE-58-52-3457	HTF -2 Piperack Foundation Section & Details 3	STRUCTURAL - 1	vendor	Approval	w
6007-PLN-AGE-58-52-3458	HTF -2 Piperack Foundation Section & Details 4	STRUCTURAL - 1	vendor	Approval	w
6007-PLN-A GE-58-52-3459	HTF -2 Piperack Foundation Section & Details 5	STRUCTURAL - 1	vendor	Approval	w
6007-PLN-A GE-58-52-3460	HTF -2 Piperack Foundation Section & Details 6	STRUCTURAL - 1	vendor	Approval	w
Responses to BV Foundations 2	Responses to BV Foundations 2	STRUCTURAL - 1	vendor	Approval	w
6007-CAL-AGE-58-52-7450	Calculation report for Rack 2 foundations	STRUCTURAL - 1	vendor	Approval	w
6007-PLN-AGE-58-52-7450	HTF -2 Piperack Foundation Cover Sheet	STRUCTURAL - 1	vendor	Approval	w
6007-PLN-AGE-58-52-7451	HTF -2 Piperack Foundation General Notes	STRUCTURAL - 1	vendor	Approval	w
6007-PLN-AGE-58-52-7452	HTF -2 Piperack Foundation Plan View	STRUCTURAL - 1	vendor	Approval	w
6007-PLN-AGE-58-52-7453	HTF -2 Piperack Foundation Sections & Details	STRUCTURAL - 1	vendor	Approval	w
6007-PLN-AGE-58-52-7454	HTF -2 Piperack Foundation Table data & Details	STRUCTURAL - 1	vendor	Approval	w
6007-PLN-AGE-58-52-7455	HTF -2 Piperack Foundation Section & Details 1	STRUCTURAL - 1	vendor	Approval	w
6007-PLN-AGE-58-52-7456	HTF -2 Piperack Foundation Section & Details 2	STRUCTURAL - 1	vendor	Approval	w
6007-PLN-AGE-58-52-7457	HTF -2 Piperack Foundation Section & Details 3	STRUCTURAL - 1	vendor	Approval	w
6007-PLN-AGE-58-52-7458	HTF -2 Piperack Foundation Sections & Details 4	STRUCTURAL - 1	vendor	Approval	w
6007-PLN-AGE-58-52-7459	HTF -2 Piperack Foundation Sections & Details 5	STRUCTURAL - 1	vendor	Approval	w
6007-PLN-AGE-58-52-7460	HTF -2 Piperack Foundation Sections & Details 6	STRUCTURAL - 1	vendor	Approval	w
6007-CAL-AGE-58-53-2400	Calculation Report for North Underground crossing Alpha Plant	STRUCTURAL - 1	vendor	Approval	w
6007-CAL-AGE-58-53-2450	Calculation Report for South Underground crossing Alpha Plant	STRUCTURAL - 1	vendor	Approval	w
6007-PLN-AGE-58-53-2400	HTF North Underground Crossing Cover Sheet	STRUCTURAL - 1	vendor	Approval	w
6007-PLN-AGE-58-53-2401	HTF North Underground Crossing General Notes	STRUCTURAL - 1	vendor	Approval	w
6007-PLN-AGE-58-53-2402	HTF North Underground Crossing Geometrical definition	STRUCTURAL - 1	vendor	Approval	w
6007-PLN-AGE-58-53-2403	HTF North Underground Crossing Reinforcement definition	STRUCTURAL - 1	vendor	Approval	w
6007-PLN-AGE-58-53-2404	HTF North Underground Crossing Walls Reinforcement definition	STRUCTURAL - 1	vendor	Approval	w
6007-PLN-AGE-58-53-2405	HTF North Underground Crossing Mat Foundation Reinforcement	STRUCTURAL - 1	vendor	Approval	w
6007-PLN-AGE-58-53-2406	HTF North Underground Crossing Slabs definition I	STRUCTURAL - 1	vendor	Approval	w
6007-PLN-AGE-58-53-2407	HTF North Underground Crossing Slabs definition II	STRUCTURAL - 1	vendor	Approval	w
6007-PLN-AGE-58-53-2408	HTF North Underground Crossing Plan sections & Details for Sleepers	STRUCTURAL - 1	vendor	Approval	w
6007-PLN-AGE-58-53-2409	HTF North Underground Crossing Gatehause Foundations	STRUCTURAL - 1	vendor	Approval	w
6007-PLN-AGE-58-53-2410	HTF North Underground Crossing details	STRUCTURAL - 1	vendor	Approval	w
6007-PLN-AGE-58-53-2450	HTF South Underground Crossing Cover Sheet	STRUCTURAL - 1	vendor	Approval	w
6007-PLN-AGE-58-53-2451	HTF South Underground Crossing General Notes	STRUCTURAL - 1	vendor	Approval	w
6007-PLN-AGE-58-53-2452	HTF South Underground Crossing Geometrical definition	STRUCTURAL - 1	vendor	Approval	w
6007-PLN-AGE-58-53-2453	HTF South Underground Crossing Reinforcement definition	STRUCTURAL - 1	vendor	Approval	w
6007-PLN-AGE-58-53-2454	HTF South Underground Crossing Walls Reinforcement definition	STRUCTURAL - 1	vendor	Approval	w
6007-PLN-AGE-58-53-2455	HTF South Underground Crossing Mat Foundation Reinforcement	STRUCTURAL - 1	vendor	Approval	w
6007-PLN-AGE-58-53-2456	HTF South Underground Crossing Slabs definition I	STRUCTURAL - 1	vendor	Approval	w
6007-PLN-AGE-58-53-2457	HTF South Underground Crossing Slabs definition II	STRUCTURAL - 1	vendor	Approval	w
6007-PLN-AGE-58-53-2458	HTF South Underground Crossing Plan sections & Details for Sleepers	STRUCTURAL - 1	vendor	Approval	w
6007-PLN-AGE-58-53-2459	HTF South Underground Crossing Gatehause Foundations	STRUCTURAL - 1	vendor	Approval	w
6007-PLN-AGE-58-53-2460	HTF South Underground Crossing details	STRUCTURAL - 1	vendor	Approval	w
6007-CAL-AGE-58-54-4500	Calculation Report for for HTF north underground gatehouses	STRUCTURAL - 1	vendor	Approval	w
6007-CAL-AGE-58-54-4510	Calculation Report for for HTF south underground gatehouses	STRUCTURAL - 1	vendor	Approval	w
6007-PLN-AGE-58-54-4500	HTF north underground gatehouses Cover Sheet	STRUCTURAL - 1	vendor	Approval	w
6007-PLN-AGE-58-54-4501	HTF north underground gatehouses General notes	STRUCTURAL - 1	vendor	Approval	w
6007-PLN-AGE-58-54-4502	HTF north underground gatehouses Gate house NW & NE frames & Details	STRUCTURAL - 1	vendor	Approval	w
6007-PLN-AGE-58-54-4503	HTF north underground gatehouses Gate house NW & NE Architecture	STRUCTURAL - 1	vendor	Approval	w
6007-PLN-AGE-58-54-4504	HTF north underground gatehouses Gate house NW & NE Details	STRUCTURAL - 1	vendor	Approval	w

ABENER TEYMA
MOJAVE

Compliance No.:	GEN-2				
Job :	Mojave Solar Project				
Date: 07/08/2014	Description: Structural Master Drawing List				
Sheet No.	Description	Applicable Condition of Certification	Vendor Supplied or EOR	Reason for Submittal	Revision
6007-PLN-AGE-58-54-4505	HTF north underground gatehouses Gate house NW & NE Details	STRUCTURAL - 1	vendor	Approval	w
6007-PLN-AGE-58-54-4510	HTF south underground gatehouses Cover Sheet	STRUCTURAL - 1	vendor	Approval	w
6007-PLN-AGE-58-54-4511	HTF south underground gatehouses General notes	STRUCTURAL - 1	vendor	Approval	w
6007-PLN-AGE-58-54-4512	HTF south underground gatehouses Gate house SW & SE frames & Details	STRUCTURAL - 1	vendor	Approval	w
6007-PLN-AGE-58-54-4513	HTF south underground gatehouses Gate house SW & SE Architecture	STRUCTURAL - 1	vendor	Approval	w
6007-PLN-AGE-58-54-4514	HTF south underground gatehouses Gate house SW & SE Details	STRUCTURAL - 1	vendor	Approval	w
6007-PLN-AGE-58-54-4515	HTF south underground gatehouses Gate house SW & SE Details	STRUCTURAL - 1	vendor	Approval	w
na	Plan Check Reply 130219	STRUCTURAL - 1	vendor	Approval	w
6007-CAL-AGE-25-52-4020	STG Auxiliary equipment platformfoundation. Calculation report. Alpha plant	STRUCTURAL - 1	vendor	Approval	w
6007-PLN-AGE-25-52-4100	STG Auxiliary equipment platformfoundation. Cover sheet. Alpha plant	STRUCTURAL - 1	vendor	Approval	w
6007-PLN-AGE-25-52-4120	STG Auxiliary equipment platformfoundation. General notes. Alpha plant	STRUCTURAL - 1	vendor	Approval	w
6007-PLN-AGE-25-52-4140	STG Auxiliary equipment platformfoundation. Plan columns position. Alpha plant	STRUCTURAL - 1	vendor	Approval	w
6007-PLN-AGE-25-52-4141	STG Auxiliary equipment platformfoundation. Plan bottom longitudinal reinforcement. Alpha plant	STRUCTURAL - 1	vendor	Approval	w
6007-PLN-AGE-25-52-4142	STG Auxiliary equipment platformfoundation. Plan bottom transversal reinforcement. Alpha plant	STRUCTURAL - 1	vendor	Approval	w
6007-PLN-AGE-25-52-4160	STG Auxiliary equipment platformfoundation. Details. Alpha plant	STRUCTURAL - 1	vendor	Approval	w
6007-PLN-AGE-25-52-4161	STG Auxiliary equipment platformfoundation. Details. Alpha plant	STRUCTURAL - 1	vendor	Approval	w
6007-PLN-AGE-25-52-4162	STG Auxiliary equipment platformfoundation. Drainage. Alpha plant	STRUCTURAL - 1	vendor	Approval	w
6007-PLN-AGE-25-52-4163	STG Auxiliary equipment platformfoundation. Anchor bolts details. Alpha plant	STRUCTURAL - 1	vendor	Approval	w
6007-CAL-AGE-25-52-8020	STG Auxiliary equipment platformfoundation. Calculation report. Beta plant	STRUCTURAL - 1	vendor	Approval	w
6007-PLN-AGE-25-52-8100	STG Auxiliary equipment platformfoundation. Cover sheet. Beta plant	STRUCTURAL - 1	vendor	Approval	w
6007-PLN-AGE-25-52-8120	STG Auxiliary equipment platformfoundation. General notes. Beta plant	STRUCTURAL - 1	vendor	Approval	w
6007-PLN-AGE-25-52-8140	STG Auxiliary equipment platformfoundation. Plan columns position. Beta plant	STRUCTURAL - 1	vendor	Approval	w
6007-PLN-AGE-25-52-8141	STG Auxiliary equipment platformfoundation. Plan bottom longitudinal reinforcement. Beta plant	STRUCTURAL - 1	vendor	Approval	w
6007-PLN-AGE-25-52-8142	STG Auxiliary equipment platformfoundation. Plan bottom transversal reinforcement. Beta plant	STRUCTURAL - 1	vendor	Approval	w
6007-PLN-AGE-25-52-8160	STG Auxiliary equipment platformfoundation. Details. Beta plant	STRUCTURAL - 1	vendor	Approval	w
6007-PLN-AGE-25-52-8161	STG Auxiliary equipment platformfoundation. Details. Beta plant	STRUCTURAL - 1	vendor	Approval	w
6007-PLN-AGE-25-52-8162	STG Auxiliary equipment platformfoundation. Drainage. Beta plant	STRUCTURAL - 1	vendor	Approval	w
6007-PLN-AGE-25-52-8163	STG Auxiliary equipment platformfoundation. Anchor bolts details. Beta plant	STRUCTURAL - 1	vendor	Approval	w
na	Anchor Design	STRUCTURAL - 1	vendor	Approval	w
na	Responses	STRUCTURAL - 1	vendor	Approval	w
6007-AGE-00-50-S001	General Civil and Structural Notes	STRUCTURAL - 1	vendor	Approval	w
6007-AGE-00-50-S002	Typical Ladder, Safety Cage, and Safety Gate Details	STRUCTURAL - 1	vendor	Approval	w
6007-AGE-00-50-S003	Typical Pipe, Handrail, Stairway, and Grating Details	STRUCTURAL - 1	vendor	Approval	w
6007-AGE-00-50-S004	Standard Base Plate Details and Standard Shear Key Details	STRUCTURAL - 1	vendor	Approval	w
6007-PLN-AGE-00-50-C001	Anchor Rod Assemblies and Details	STRUCTURAL - 1	vendor	Approval	w
6007-PLN-AGE-58-52-3400	HTF-1 piperack foundation. Alpha. Cover Sheet	STRUCTURAL - 1	vendor	Approval	w
6007-PLN-AGE-58-52-3402	HTF-1 piperack foundation.Alpha. Support found. plan	STRUCTURAL - 1	vendor	Approval	w
6007-PLN-AGE-58-52-3403	HTF-1 piperack foundation. Alpha. Data table	STRUCTURAL - 1	vendor	Approval	w
6007-PLN-AGE-58-52-3404	HTF-1 piperack foundation. Alpha plant. Sections & Details I	STRUCTURAL - 1	vendor	Approval	w
6007-PLN-AGE-58-52-3405	HTF-1 piperack foundation. Alpha plant. Sections & details II	STRUCTURAL - 1	vendor	Approval	w
6007-PLN-AGE-58-52-3406	HTF-1 piperack foundation. Alpha plant. Sections & details III	STRUCTURAL - 1	vendor	Approval	w
6007-PLN-AGE-58-52-3408	HTF-1 piperack foundation. Alpha plant. Sections & details V	STRUCTURAL - 1	vendor	Approval	w
Additional Columns	Additional Columns	STRUCTURAL - 1	vendor	Approval	w
6007-PLN-AGE-25-54-4500	STG Auxiliary equipment structure Cover Sheet	STRUCTURAL - 1	vendor	Approval	w
6007-PLN-AGE-25-54-4501	STG Auxiliary equipment structure General Notes	STRUCTURAL - 1	vendor	Approval	w
6007-PLN-AGE-25-54-4502	STG Auxiliary equipment structure Elevations I	STRUCTURAL - 1	vendor	Approval	w
6007-PLN-AGE-25-54-4503	STG Auxiliary equipment structure Elevations II	STRUCTURAL - 1	vendor	Approval	w
6007-PLN-AGE-25-54-4504	STG Auxiliary equipment structure Elevations III	STRUCTURAL - 1	vendor	Approval	w
6007-PLN-AGE-25-54-4505	STG Auxiliary equipment structure BCP & BT Connections	STRUCTURAL - 1	vendor	Approval	w
6007-PLN-AGE-25-54-4506	STG Auxiliary equipment structure CH & CR Connections	STRUCTURAL - 1	vendor	Approval	w
6007-PLN-AGE-25-54-4507	STG Auxiliary equipment structure JT & JB Connections	STRUCTURAL - 1	vendor	Approval	w
6007-PLN-AGE-25-54-4508	STG Auxiliary equipment structure Plan @El	STRUCTURAL - 1	vendor	Approval	w
6007-PLN-AGE-25-54-4509	STG Auxiliary equipment structure Plan @El	STRUCTURAL - 1	vendor	Approval	w
6007-PLN-AGE-25-54-4510	STG Auxiliary equipment structure Plan @El	STRUCTURAL - 1	vendor	Approval	w
6007-PLN-AGE-25-54-4511	STG Auxiliary equipment structure Plan @El	STRUCTURAL - 1	vendor	Approval	w
6007-PLN-AGE-25-54-4512	STG Auxiliary equipment structure Plan @El	STRUCTURAL - 1	vendor	Approval	w
6007-PLN-AGE-25-54-4513	STG Auxiliary equipment structure GP Connections	STRUCTURAL - 1	vendor	Approval	w
6007-PLN-AGE-25-54-4514	STG Auxiliary equipment Structure JBP GF & GE Connections	STRUCTURAL - 1	vendor	Approval	w
6007-PLN-AGE-25-54-4515	STG Auxiliary equipment structure BCF Connections	STRUCTURAL - 1	vendor	Approval	w
6007-PLN-AGE-25-54-4516	STG Auxiliary equipment structure Column Splices I	STRUCTURAL - 1	vendor	Approval	w
6007-PLN-AGE-25-54-4517	STG Auxiliary equipment structure Column Splices II	STRUCTURAL - 1	vendor	Approval	w
6007-PLN-AGE-25-54-4518	STG Auxiliary equipment structure Column Splices III	STRUCTURAL - 1	vendor	Approval	w
6007-CAL-AGE-25-51-4004	Calculation report for STG Auxiliary equipment structure	STRUCTURAL - 1	vendor	Approval	w
6007-PLN-AGE-25-54-8500	STG Auxiliary equipment structure Cover Sheet	STRUCTURAL - 1	vendor	Approval	w
6007-PLN-AGE-25-54-8501	STG Auxiliary equipment structure General Notes	STRUCTURAL - 1	vendor	Approval	w
6007-PLN-AGE-25-54-8502	STG Auxiliary equipment structure Elevations I	STRUCTURAL - 1	vendor	Approval	w
6007-PLN-AGE-25-54-8503	STG Auxiliary equipment structure Elevations II	STRUCTURAL - 1	vendor	Approval	w
6007-PLN-AGE-25-54-8504	STG Auxiliary equipment structure Elevations III	STRUCTURAL - 1	vendor	Approval	w
6007-PLN-AGE-25-54-8505	STG Auxiliary equipment structure BCP & BT Connections	STRUCTURAL - 1	vendor	Approval	w
6007-PLN-AGE-25-54-8506	STG Auxiliary equipment structure CH & CR Connections	STRUCTURAL - 1	vendor	Approval	w
6007-PLN-AGE-25-54-8507	STG Auxiliary equipment structure JT & JB Connections	STRUCTURAL - 1	vendor	Approval	w
6007-PLN-AGE-25-54-8508	STG Auxiliary equipment structure Plan @El	STRUCTURAL - 1	vendor	Approval	w
6007-PLN-AGE-25-54-8509	STG Auxiliary equipment structure Plan @El	STRUCTURAL - 1	vendor	Approval	w
6007-PLN-AGE-25-54-8510	STG Auxiliary equipment structure Plan @El	STRUCTURAL - 1	vendor	Approval	w
6007-PLN-AGE-25-54-8511	STG Auxiliary equipment structure Plan @El	STRUCTURAL - 1	vendor	Approval	w
6007-PLN-AGE-25-54-8512	STG Auxiliary equipment structure Plan @El	STRUCTURAL - 1	vendor	Approval	w
6007-PLN-AGE-25-54-8513	STG Auxiliary equipment structure GP Connections	STRUCTURAL - 1	vendor	Approval	w
6007-PLN-AGE-25-54-8514	STG Auxiliary equipment Structure JBP GF & GE Connections	STRUCTURAL - 1	vendor	Approval	w
6007-PLN-AGE-25-54-8515	STG Auxiliary equipment structure BCF Connections	STRUCTURAL - 1	vendor	Approval	w
6007-PLN-AGE-25-54-8516	STG Auxiliary equipment structure Column Splices I	STRUCTURAL - 1	vendor	Approval	w
6007-PLN-AGE-25-54-8517	STG Auxiliary equipment structure Column Splices II	STRUCTURAL - 1	vendor	Approval	w
6007-PLN-AGE-25-54-8518	STG Auxiliary equipment structure Column Splices III	STRUCTURAL - 1	vendor	Approval	w
6007-CAL-AGE-25-51-8004	Calculation report for STG Auxiliary equipment structure	STRUCTURAL - 1	vendor	Approval	w
na	BV Responses PC2	STRUCTURAL - 1	vendor	Approval	w
2804-CAL-12-2-15-01-rev0-FWE Evaporator Structu	Structural Engineering Design Report	STRUCTURAL - 1	vendor	Approval	w

ABENER TEYMA MOJAVE

Compliance No.:	GEN-2				
Job :	Mojave Solar Project				
Date: 07/08/2014	Description: Structural Master Drawing List				
Sheet No.	Description	Applicable Condition of Certification	Vendor Supplied or EOR	Reason for Submittal	Revision
6007-CAL-ABC-21-62-0003 Pump and Motor Anch	Seismic Calculations	STRUCTURAL - 1	vendor	Approval	w
6007-CAL-ATE-17-62-0025 - 02-0739 - Calcs.	COMPRESS Pressure Vessel Design Calculations	STRUCTURAL - 1	vendor	Approval	w
6007-PLN-AGE-25-52-4100	STG Auxiliary equipment platformfoundation. Cover sheet. Alpha plant	STRUCTURAL - 1	vendor	Approval	w
6007-PLN-AGE-25-52-4162	STG Auxiliary equipment platformfoundation. Drainage. Alpha plant	STRUCTURAL - 1	vendor	Approval	w
6007-PLN-AGE-25-52-8100	STG Auxiliary equipment platformfoundation. Cover sheet. Beta plant	STRUCTURAL - 1	vendor	Approval	w
6007-PLN-AGE-25-52-8162	STG Auxiliary equipment platformfoundation. Drainage. Beta plant	STRUCTURAL - 1	vendor	Approval	w
6007-PLN-ATE-17-62-0024 - 02-0739 - Drawings	MV-317 drawings	STRUCTURAL - 1	vendor	Approval	w
	Anchor Design	STRUCTURAL - 1	vendor	Approval	w
E002587_anchor_bolt_110712.pdf	ANCHOR BOLT ANALYSIS REPORT	STRUCTURAL - 1	vendor	Approval	w
E002587_seismic_110712.pdf	SEISMIC ANALYSIS REPORT	STRUCTURAL - 1	vendor	Approval	w
MX-309	MX-309	STRUCTURAL - 1	vendor	Approval	w
	Responses 2013-03-21	STRUCTURAL - 1	vendor	Approval	w
6007-CAL-AGE-58-52-6505	Calculation Report for Centeral Plant, HTF Main Sleepers-pipes Supp. II Beta Plant	STRUCTURAL - 1	vendor	Approval	w
6007-PLN-AGE-58-52-6507	Centeral Plant, HTF Main Sleepers-pipes Supp. II Beta Plant foundation plan	STRUCTURAL - 1	vendor	Approval	w
6007-PLN-AGE-58-52-6509	Centeral Plant, HTF Main Sleepers-pipes Supp. II Beta Plant section and details II	STRUCTURAL - 1	vendor	Approval	w
6007-PLN-AGE-58-52-6508	Centeral Plant, HTF Main Sleepers-pipes Supp. II Beta Plant section and details I	STRUCTURAL - 1	vendor	Approval	w
6007-PLN-AGE-58-52-6506	Centeral Plant, HTF Main Sleepers-pipes Supp. II Beta Plant general notes	STRUCTURAL - 1	vendor	Approval	w
6007-PLN-AGE-58-52-6505	Centeral Plant, HTF Main Sleepers-pipes Supp. II cover sheet	STRUCTURAL - 1	vendor	Approval	w
6007-LIS-AGE-58-52-6505	Coordinates list for Central Plant, HTF Main Sleepers-Pipes Supp. III. Alpha Plant	STRUCTURAL - 1	vendor	Approval	w
6007-PLN-ATD-23-57-C074	Mojave 230 KV, Substations Alpha and Beta Firewall MPT1 (F3)	STRUCTURAL - 1	vendor	Approval	w
6007-PLN-AGE-68-55-4020	General Notes	STRUCTURAL - 1	vendor	Approval	w
6007-PLN-AGE-68-55-4040	underground plan	STRUCTURAL - 1	vendor	Approval	w
6007-PLN-AGE-68-55-4060	details	STRUCTURAL - 1	vendor	Approval	w
6007-PLN-AGE-68-55-8000	Cover Sheet	STRUCTURAL - 1	vendor	Approval	w
6007-PLN-AGE-68-55-8020	General Notes	STRUCTURAL - 1	vendor	Approval	w
6007-PLN-AGE-68-55-8040	underground plan	STRUCTURAL - 1	vendor	Approval	w
6007-PLN-AGE-68-55-8060	details I	STRUCTURAL - 1	vendor	Approval	w
6007-PLN-AGE-00-31-1001	TRENCH DETAIL	STRUCTURAL - 1	vendor	Approval	w
6007-PLN-AGE-58-31-1001	CONDUIT DETAILS	STRUCTURAL - 1	vendor	Approval	w
6007-PLN-AGE-58-31-1002	MANHOLE DETAILS	STRUCTURAL - 1	vendor	Approval	w
6007-PLN-AGE-58-31-1003	PULL BOX DETAILS	STRUCTURAL - 1	vendor	Approval	w
6007-PLN-AGE-58-31-4221	ALPHA DUCT BANK PLANS	STRUCTURAL - 1	vendor	Approval	w
6007-PLN-AGE-58-31-4222	ALPHA DUCT BANK PLANS	STRUCTURAL - 1	vendor	Approval	w
6007-PLN-AGE-58-31-4223	ALPHA DUCT BANK PLANS	STRUCTURAL - 1	vendor	Approval	w
6007-PLN-AGE-58-31-4224	ALPHA DUCT BANK PLANS	STRUCTURAL - 1	vendor	Approval	w
6007-PLN-AGE-58-31-4231	SECTION DETAILS	STRUCTURAL - 1	vendor	Approval	w
6007-PLN-AGE-58-31-4241	PROFILES	STRUCTURAL - 1	vendor	Approval	w
6007-PLN-AGE-58-31-4251	MANHOLE DETAILS	STRUCTURAL - 1	vendor	Approval	w
6007-PLN-AGE-58-31-8261	BETA DUCT BANK PLANS	STRUCTURAL - 1	vendor	Approval	w
6007-PLN-AGE-58-31-8622	BETA DUCT BANK PLANS	STRUCTURAL - 1	vendor	Approval	w
6007-PLN-AGE-58-31-8623	BETA DUCT BANK PLANS	STRUCTURAL - 1	vendor	Approval	w
6007-PLN-AGE-58-31-8624	BETA DUCT BANK PLANS	STRUCTURAL - 1	vendor	Approval	w
6007-PLN-AGE-58-31-8631	SECTION DETAILS	STRUCTURAL - 1	vendor	Approval	w
6007-PLN-AGE-58-31-8641	PROFILES	STRUCTURAL - 1	vendor	Approval	w
6007-PLN-AGE-58-31-8651	MANHOLE DETAILS	STRUCTURAL - 1	vendor	Approval	w
6007-CAL-AGE-58-52-3410	CALCULATION	STRUCTURAL - 1	vendor	Approval	w
6007-PLN-AGE-58-52-3410	COVER	STRUCTURAL - 1	vendor	Approval	w
6007-PLN-AGE-58-52-3411	GENERAL NOTES	STRUCTURAL - 1	vendor	Approval	w
6007-PLN-AGE-58-52-3412	FOUNDATION PLAN	STRUCTURAL - 1	vendor	Approval	w
6007-PLN-AGE-58-52-3413	DATA TABLE	STRUCTURAL - 1	vendor	Approval	w
6007-PLN-AGE-58-52-3414	SECTION AND DETAILS I	STRUCTURAL - 1	vendor	Approval	w
6007-PLN-AGE-58-52-3415	SECTION AND DETAILS II	STRUCTURAL - 1	vendor	Approval	w
calculation Report for MV-317	Cal report for STG Auxiliary Equipment Structure Foundation Equipment MV-317, Mx-309 MZ-309Anchor Boldts	STRUCTURAL - 1	vendor	Approval	w
calculation Report for MP-315A	Cal report for STG Auxiliary Equipment Structure Foundation Equipment MP-315A, MP-315B MV-301Anchor Boldts	STRUCTURAL - 1	vendor	Approval	w
6007-CAL-AGE-58-52-7461	CALCULATION	STRUCTURAL - 1	vendor	Approval	w
6007-PLN-AGE-58-52-7410	COVER	STRUCTURAL - 1	vendor	Approval	w
6007-PLN-AGE-58-52-7411	GENERAL NOTES	STRUCTURAL - 1	vendor	Approval	w
6007-PLN-AGE-58-52-7412	FOUNDATION PLAN	STRUCTURAL - 1	vendor	Approval	w
6007-PLN-AGE-58-52-7413	DATA TABLE	STRUCTURAL - 1	vendor	Approval	w
6007-PLN-AGE-58-52-7414	SECTION AND DETAILS I	STRUCTURAL - 1	vendor	Approval	w
6007-PLN-AGE-58-52-7415	SECTION AND DETAILS II	STRUCTURAL - 1	vendor	Approval	w
6007-CAL-AGE-58-52-3461	ALPHA CALCULATION BETA CALCULATION	STRUCTURAL - 1	vendor	Approval	w
6007-CAL-AGE-58-52-7461	ALPHA COVER	STRUCTURAL - 1	vendor	Approval	w
6007-PLN-AGE-58-52-3461	ALPHA GENERAL NOTES	STRUCTURAL - 1	vendor	Approval	w
6007-PLN-AGE-58-52-3462	ALPHA PLAN AND DETAILS	STRUCTURAL - 1	vendor	Approval	w
6007-PLN-AGE-58-52-3463	BETA COVER	STRUCTURAL - 1	vendor	Approval	w
6007-PLN-AGE-58-52-7461	BETA GENERAL NOTES	STRUCTURAL - 1	vendor	Approval	w
6007-PLN-AGE-58-52-7462	BETA PLAN AND DETAILS	STRUCTURAL - 1	vendor	Approval	w
6007-PLN-AGE-58-52-7463	BETA PLAN AND DETAILS	STRUCTURAL - 1	vendor	Approval	w
6007-PLN-AGE-58-52-7453	HTF-2 Piperack foundation beta plant table 1	STRUCTURAL - 1	vendor	Approval	w
Structural -S21	Generator Circuit Breaker Platform Foundation and Framing Plans	STRUCTURAL - 1	vendor	Approval	1
6007-PLN-AGE-58-52-3410-R01	Cover sheet	STRUCTURAL - 1	vendor	Approval	1
6007-PLN-AGE-58-52-3411-R01	Notes	STRUCTURAL - 1	vendor	Approval	1
6007-PLN-AGE-58-52-3412-R01	Support foundation plan	STRUCTURAL - 1	vendor	Approval	1
6007-PLN-AGE-58-52-3413-R01	Data table	STRUCTURAL - 1	vendor	Approval	1
6007-PLN-AGE-58-52-3414-R01	Section and details I	STRUCTURAL - 1	vendor	Approval	1
6007-PLN-AGE-58-52-3415-R01	Section and details II	STRUCTURAL - 1	vendor	Approval	1
6007-CAL-AGE-58-52-3410-R01	Calculation report	STRUCTURAL - 1	vendor	Approval	1
Plan Check Reply_STRUCT-1-12-01	Plan Check Reply_STRUCT-1-12-01	STRUCTURAL - 1	vendor	Approval	1
6007-PLN-AGE-58-52-7410.R01	Cover sheet	STRUCTURAL - 1	vendor	Approval	1
6007-PLN-AGE-58-52-7411.R01	Notes	STRUCTURAL - 1	vendor	Approval	1
6007-PLN-AGE-58-52-7412.R01	Support foundation plan	STRUCTURAL - 1	vendor	Approval	1
6007-PLN-AGE-58-52-7413.R01	Data table	STRUCTURAL - 1	vendor	Approval	1
6007-PLN-AGE-58-52-7414.R01	Section and details I	STRUCTURAL - 1	vendor	Approval	1
6007-PLN-AGE-58-52-7415.R01	Section and details II	STRUCTURAL - 1	vendor	Approval	1

ABENER TEYMA MOJAVE

Compliance No.:	GEN-2				
Job :	Mojave Solar Project				
Date: 07/08/2014	Description: Structural Master Drawing List				
Sheet No.	Description	Applicable Condition of Certification	Vendor Supplied or EOR	Reason for Submittal	Revision
6007-CAL-AGE-58-52-7465-REV1	Calculation report	STRUCTURAL - 1	vendor	Approval	1
Plan Check Reply_STRUCT-1-12-02	Plan Check Reply_STRUCT-1-12-02	STRUCTURAL - 1	vendor	Approval	n/a
6007-CAL-AGE-58-52-3461	ALPHA CALCULATION	STRUCTURAL - 1	vendor	Approval	1
6007-CAL-AGE-58-52-7461	BETA CALCULATION	STRUCTURAL - 1	vendor	Approval	1
6007-PLN-AGE-58-52-3461	ALPHA COVER	STRUCTURAL - 1	vendor	Approval	1
6007-PLN-AGE-58-52-3462	ALPHA GENERAL NOTES	STRUCTURAL - 1	vendor	Approval	1
6007-PLN-AGE-58-52-3463	ALPHA PLAN AND DETAILS	STRUCTURAL - 1	vendor	Approval	1
6007-PLN-AGE-58-52-7461	BETA COVER	STRUCTURAL - 1	vendor	Approval	1
6007-PLN-AGE-58-52-7462	BETA GENERAL NOTES	STRUCTURAL - 1	vendor	Approval	1
6007-PLN-AGE-58-52-7463	BETA PLAN AND DETAILS	STRUCTURAL - 1	vendor	Approval	1
Plan Check Reply	Plan Check Reply	STRUCTURAL - 1	vendor	Approval	1
6007-CAL-CTS-58-52-3000	STRUCTURAL CALCULATIONS	STRUCTURAL - 1	vendor	Approval	0
6007-PLN-CTS-58-52-3000	GENERAL STRUCTURAL NOTES	STRUCTURAL - 1	vendor	Approval	0
6007-PLN-CTS-58-52-3001	COLUMN / BASE PLATE PLAN	STRUCTURAL - 1	vendor	Approval	0
6007-PLN-CTS-58-52-3002	2ND LEVEL FRAMING PLAN	STRUCTURAL - 1	vendor	Approval	0
6007-PLN-CTS-58-52-3003	3RD & 4TH LEVEL FRAMING PLANS	STRUCTURAL - 1	vendor	Approval	0
6007-PLN-CTS-58-52-3004	BRACED FRAME ELEVATIONS	STRUCTURAL - 1	vendor	Approval	0
6007-PLN-CTS-58-52-3005	BRACED FRAME ELEVATIONS	STRUCTURAL - 1	vendor	Approval	0
6007-PLN-CTS-58-52-3006	FRAMING DETAILS	STRUCTURAL - 1	vendor	Approval	0
6007-PLN-CTS-58-52-3007	FRAMING DETAILS	STRUCTURAL - 1	vendor	Approval	0
6007-PLN-CTS-58-52-3008	FRAMING DETAILS	STRUCTURAL - 1	vendor	Approval	0
6007-CAL-CTS-58-52-7000	STRUCTURAL CALCULATIONS	STRUCTURAL - 1	vendor	Approval	0
6007-PLN-CTS-58-52-7000	GENERAL STRUCTURAL NOTES	STRUCTURAL - 1	vendor	Approval	0
6007-PLN-CTS-58-52-7001	COLUMN / BASE PLATE PLAN	STRUCTURAL - 1	vendor	Approval	0
6007-PLN-CTS-58-52-7002	2ND LEVEL FRAMING PLAN	STRUCTURAL - 1	vendor	Approval	0
6007-PLN-CTS-58-52-7003	3RD & 4TH LEVEL FRAMING PLANS	STRUCTURAL - 1	vendor	Approval	0
6007-PLN-CTS-58-52-7004	BRACED FRAME ELEVATIONS	STRUCTURAL - 1	vendor	Approval	0
6007-PLN-CTS-58-52-7005	BRACED FRAME ELEVATIONS	STRUCTURAL - 1	vendor	Approval	0
6007-PLN-CTS-58-52-7006	FRAMING DETAILS	STRUCTURAL - 1	vendor	Approval	0
6007-PLN-CTS-58-52-7007	FRAMING DETAILS	STRUCTURAL - 1	vendor	Approval	0
6007-PLN-CTS-58-52-7008	FRAMING DETAILS	STRUCTURAL - 1	vendor	Approval	0
6007-PLN-AGE-74-54-2020-R01	Cover sheet	STRUCTURAL - 1	vendor	Approval	1
6007-PLN-AGE-74-54-2021-R01	General notes	STRUCTURAL - 1	vendor	Approval	1
6007-PLN-AGE-74-54-2022-R01	Plan and base plate details	STRUCTURAL - 1	vendor	Approval	1
6007-PLN-AGE-74-54-2023-R01	Elevations	STRUCTURAL - 1	vendor	Approval	1
6007-CAL-AGE-74-54-2020-R01	Calculation report	STRUCTURAL - 1	vendor	Approval	0
6007-PLN-AGE-74-54-6020-R01	Cover sheet	STRUCTURAL - 1	vendor	Approval	0
6007-PLN-AGE-74-54-6021-R01	General notes	STRUCTURAL - 1	vendor	Approval	0
6007-PLN-AGE-74-54-6022-R01	Plan and base plate details	STRUCTURAL - 1	vendor	Approval	0
6007-PLN-AGE-74-54-6023-R01	Elevations	STRUCTURAL - 1	vendor	Approval	0
6007-CAL-AGE-74-54-6020-R01	Calculation report	STRUCTURAL - 1	vendor	Approval	0
6007-CAL-ABC-21-62-0003	Pump and Motor Anchorage Desing 1	STRUCTURAL - 1	vendor	Approval	0
6007-CAL-AGE-25-52-4020	STG Auxiliary equipment platform foundation. Calculation report. Alpha plant	STRUCTURAL - 1	vendor	Approval	4
6007-CAL-AGE-25-52-8020	STG Auxiliary equipment platform foundation. Calculation report. Beta plant	STRUCTURAL - 1	vendor	Approval	4
6007-PLN-AGE-25-52-4100	STG Auxiliary equipment platform foundation. Cover sheet. Alpha plant	STRUCTURAL - 1	vendor	Approval	5
6007-PLN-AGE-25-52-4120	STG Auxiliary equipment platform foundation. General notes. Alpha plant	STRUCTURAL - 1	vendor	Approval	4
6007-PLN-AGE-25-52-4140	STG Auxiliary equipment platform foundation. Plan columns position. Alpha plant	STRUCTURAL - 1	vendor	Approval	4
6007-PLN-AGE-25-52-4141	STG Auxiliary equipment platform foundation. Plan bottom longitudinal reinforcement. Alpha plant	STRUCTURAL - 1	vendor	Approval	5
6007-PLN-AGE-25-52-4142	STG Auxiliary equipment platform foundation. Plan bottom transversal reinforcement. Alpha plant	STRUCTURAL - 1	vendor	Approval	4
6007-PLN-AGE-25-52-4160	STG Auxiliary equipment platform foundation. Details. Alpha plant	STRUCTURAL - 1	vendor	Approval	5
6007-PLN-AGE-25-52-4161	STG Auxiliary equipment platform foundation. Details. Alpha plant	STRUCTURAL - 1	vendor	Approval	7
6007-PLN-AGE-25-52-4162	STG Auxiliary equipment platform foundation. Drainage. Alpha plant	STRUCTURAL - 1	vendor	Approval	6
6007-PLN-AGE-25-52-4163	STG Auxiliary equipment platform foundation. Anchor bolts details. Alpha plant	STRUCTURAL - 1	vendor	Approval	4
6007-PLN-AGE-25-52-8100	STG Auxiliary equipment platform foundation. Cover sheet. Beta plant	STRUCTURAL - 1	vendor	Approval	5
6007-PLN-AGE-25-52-8120	STG Auxiliary equipment platform foundation. General notes. Beta plant	STRUCTURAL - 1	vendor	Approval	4
6007-PLN-AGE-25-52-8140	STG Auxiliary equipment platform foundation. Plan columns position. Beta plant	STRUCTURAL - 1	vendor	Approval	4
6007-PLN-AGE-25-52-8141	STG Auxiliary equipment platform foundation. Plan bottom longitudinal reinforcement. Beta plant	STRUCTURAL - 1	vendor	Approval	5
6007-PLN-AGE-25-52-8142	STG Auxiliary equipment platform foundation. Plan bottom transversal reinforcement. Beta plant	STRUCTURAL - 1	vendor	Approval	5
6007-PLN-AGE-25-52-8160	STG Auxiliary equipment platform foundation. Details. Beta plant	STRUCTURAL - 1	vendor	Approval	5
6007-PLN-AGE-25-52-8161	STG Auxiliary equipment platform foundation. Details. Beta plant	STRUCTURAL - 1	vendor	Approval	7
6007-PLN-AGE-25-52-8162	STG Auxiliary equipment platform foundation. Drainage. Beta plant	STRUCTURAL - 1	vendor	Approval	6
6007-PLN-AGE-25-52-8163	STG Auxiliary equipment platform foundation. Anchor bolts details. Beta plant	STRUCTURAL - 1	vendor	Approval	4
Anchor Design	Anchor Design	STRUCTURAL - 1	vendor	Approval	0
Calculation Report MP-315A, MP-315B, MV-301	Calculation report STG Auxiliary Equipment Structure Foundation Equipment MP-315A, MP-315B, MV-301 Anchor Bolts	STRUCTURAL - 1	vendor	Approval	0
Calculation Report MV-317, MX-309, MZ-309	Calculation report STG Auxiliary Equipment Structure Foundation Equipment MV-317, MX-309, MZ-309 Anchor Bolts	STRUCTURAL - 1	vendor	Approval	0
MX-309 anchor design	Anchor Design	STRUCTURAL - 1	vendor	Approval	0
6007-CAL-ATD-23-52-C070	Other Foundation Calculations	STRUCTURAL - 1	vendor	Approval	n/a
6007-PLN-ATD-23-57-C074	Foundation Det. Fire wall MPT1	STRUCTURAL - 1	vendor	Approval	2
6007-PLN-AGE-58-52-2470-R03	Cover sheet	STRUCTURAL - 1	vendor	Approval	3
6007-PLN-AGE-58-52-2471-R03	General notes	STRUCTURAL - 1	vendor	Approval	3
6007-PLN-AGE-58-52-2472-R03	Basin layout	STRUCTURAL - 1	vendor	Approval	3
6007-PLN-AGE-58-52-2474-R03	Detail 2	STRUCTURAL - 1	vendor	Approval	3
6007-PLN-AGE-58-52-2476-R00	Coordinates	STRUCTURAL - 1	vendor	Approval	0
6007-PLN-AGE-58-52-6470-R03	Cover sheet	STRUCTURAL - 1	vendor	Approval	3
6007-PLN-AGE-58-52-6471-R03	General notes	STRUCTURAL - 1	vendor	Approval	3
6007-PLN-AGE-58-52-6472-R03	Basin layout	STRUCTURAL - 1	vendor	Approval	3
6007-PLN-AGE-58-52-6474-R03	Detail 2	STRUCTURAL - 1	vendor	Approval	3
6007-PLN-AGE-58-52-6476-R00	Coordinates	STRUCTURAL - 1	vendor	Approval	0
6007-PLN-AGE-58-52-6500-R03	Cover sheet	STRUCTURAL - 1	vendor	Approval	3
6007-PLN-AGE-58-52-6501-R02	General Notes	STRUCTURAL - 1	vendor	Approval	2
6007-PLN-AGE-58-52-6502-R04	Foundation Plan	STRUCTURAL - 1	vendor	Approval	4
6007-PLN-AGE-58-52-6503-R04	Section and Details I	STRUCTURAL - 1	vendor	Approval	4
6007-PLN-AGE-58-52-6505-R02	Cover Sheet	STRUCTURAL - 1	vendor	Approval	2
6007-PLN-AGE-58-52-6506-R02	General Notes	STRUCTURAL - 1	vendor	Approval	2
6007-PLN-AGE-58-52-6507-R02	Foundation Plan	STRUCTURAL - 1	vendor	Approval	2

ABENER TEYMA
MOJAVE

Compliance No.:	GEN-2				
Job :	Mojave Solar Project				
Date: 07/08/2014	Description: Structural Master Drawing List				
Sheet No.	Description	Applicable Condition of Certification	Vendor Supplied or EOR	Reason for Submittal	Revision
6007-PLN-AGE-58-52-6508-R02	Section and Details I	STRUCTURAL - 1	vendor	Approval	2
6007-PLN-AGE-58-52-6509-R03	Section and Details II	STRUCTURAL - 1	vendor	Approval	3
6007-CAL-AGE-58-52-6500	Calculation Report	STRUCTURAL - 1	vendor	Approval	0
6007-CAL-AGE-58-52-6505-R02	Calculation Report	STRUCTURAL - 1	vendor	Approval	2
6007-LIS-AGE-58-52-6505-R02	Coordinates List	STRUCTURAL - 1	vendor	Approval	2
6007-PLN-AGE-58-52-6400-RO3	Cover sheet	STRUCTURAL - 1	vendor	Approval	3
6007-PLN-AGE-58-52-6401-R03	General Notes	STRUCTURAL - 1	vendor	Approval	3
6007-PLN-AGE-58-52-6402-R03	Foundation Plan	STRUCTURAL - 1	vendor	Approval	3
6007-PLN-AGE-58-52-6404-R04	Section and Details I	STRUCTURAL - 1	vendor	Approval	4
6007-PLN-AGE-58-52-6405-R04	Section and Details II	STRUCTURAL - 1	vendor	Approval	4
6007-CAL-AGE-58-52-6400-RO3	Calculation Report	STRUCTURAL - 1	vendor	Approval	3
6007-LIS-AGE-58-52-6400-RO1	Coordinates List	STRUCTURAL - 1	vendor	Approval	1
6007-CAL-AGE-57-52-6601-RO2	Coordinates List	STRUCTURAL - 1	vendor	Approval	2
6007-PLN-AGE-57-52-6600-RO2	Cover Sheet	STRUCTURAL - 1	vendor	Approval	2
6007-PLN-AGE-57-52-6601-RO2	General Notes	STRUCTURAL - 1	vendor	Approval	2
6007-PLN-AGE-57-52-6602-RO2	East & West Area Foundations Plan	STRUCTURAL - 1	vendor	Approval	2
6007-PLN-AGE-57-52-6603-RO2	North & South Area Foundations Plan	STRUCTURAL - 1	vendor	Approval	2
6007-PLN-AGE-57-52-6604-RO2	Section & Details I	STRUCTURAL - 1	vendor	Approval	2
6007-PLN-AGE-57-52-6605-RO2	Section & Details II	STRUCTURAL - 1	vendor	Approval	2
6007-PLN-AGE-57-52-6606-RO2	Section & Details III	STRUCTURAL - 1	vendor	Approval	2
6007-PLN-AGE-57-52-6607-RO2	Section & Details IV	STRUCTURAL - 1	vendor	Approval	2
6007-PLN-AGE-57-52-6608-RO2	Section & Details V	STRUCTURAL - 1	vendor	Approval	2
6007-PLN-AGE-57-52-6610-RO2	Section & Details VII	STRUCTURAL - 1	vendor	Approval	2
6007-PLN-AGE-57-52-6611-RO0	Section & Details VIII	STRUCTURAL - 1	vendor	Approval	0
6007-PLN-AGE-40-52-4100-R03	Cover sheet	STRUCTURAL - 1	vendor	Approval	3
6007-PLN-AGE-40-52-4120-R03	General notes	STRUCTURAL - 1	vendor	Approval	3
6007-PLN-AGE-40-52-4140-R03	Arrangment plan view	STRUCTURAL - 1	vendor	Approval	3
6007-PLN-AGE-40-52-4141-R03	Mat bottom reinforcement	STRUCTURAL - 1	vendor	Approval	3
6007-PLN-AGE-40-52-4142-R03	Mat top reinforcement	STRUCTURAL - 1	vendor	Approval	3
6007-PLN-AGE-40-52-4143-R01	Extra top reinforcement	STRUCTURAL - 1	vendor	Approval	1
6007-PLN-AGE-40-52-4144-R01	Extra bottom reinforcement	STRUCTURAL - 1	vendor	Approval	1
6007-PLN-AGE-40-52-4145-R01	Mat reinforcement details	STRUCTURAL - 1	vendor	Approval	1
6007-PLN-AGE-40-52-4150-R01	Drainage	STRUCTURAL - 1	vendor	Approval	1
6007-PLN-AGE-40-52-4160-R01	Pier and rack support anchor layout	STRUCTURAL - 1	vendor	Approval	1
6007-PLN-AGE-40-52-4161-R01	Pier and rack support anchor details	STRUCTURAL - 1	vendor	Approval	1
6007-PLN-AGE-40-52-4162-R01	Anchor bolts. Assemblies and details	STRUCTURAL - 1	vendor	Approval	1
6007-PLN-AGE-40-52-4163-R01	Skid and bench support layout	STRUCTURAL - 1	vendor	Approval	1
6007-PLN-AGE-40-52-4164-R01	Skid support details	STRUCTURAL - 1	vendor	Approval	1
6007-PLN-AGE-40-52-4173-R01	Skid support layout	STRUCTURAL - 1	vendor	Approval	1
6007-CAL-AGE-40-52-4000	WTP foundation calc report	STRUCTURAL - 1	vendor	Approval	3
6007-PLN-AGE-40-52-8100-R03	Cover sheet	STRUCTURAL - 1	vendor	Approval	3
6007-PLN-AGE-40-52-8120-R03	General notes	STRUCTURAL - 1	vendor	Approval	3
6007-PLN-AGE-40-52-8140-R03	Arrangment plan view	STRUCTURAL - 1	vendor	Approval	3
6007-PLN-AGE-40-52-8141-R03	Mat bottom reinforcement	STRUCTURAL - 1	vendor	Approval	3
6007-PLN-AGE-40-52-8142-R03	Mat top reinforcement	STRUCTURAL - 1	vendor	Approval	3
6007-PLN-AGE-40-52-8143-R01	Extra top reinforcement	STRUCTURAL - 1	vendor	Approval	1
6007-PLN-AGE-40-52-8144-R01	Extra bottom reinforcement	STRUCTURAL - 1	vendor	Approval	1
6007-CAL-AGE-74-52-2000-R02	Calculation Report	STRUCTURAL - 1	vendor	Approval	2
6007-PLN-AGE-74-52-2000-R01	Cover Sheet	STRUCTURAL - 1	vendor	Approval	1
6007-PLN-AGE-74-52-2001-R01	General Notes	STRUCTURAL - 1	vendor	Approval	1
6007-PLN-AGE-74-52-2002-R01	Plan Layout	STRUCTURAL - 1	vendor	Approval	1
6007-PLN-AGE-74-52-2003-R01	Bottom Reinforcement Plan & Details	STRUCTURAL - 1	vendor	Approval	1
6007-PLN-AGE-74-52-2004-R01	Top Reinforcement Plan & Details	STRUCTURAL - 1	vendor	Approval	1
6007-PLN-AGE-74-52-2005-R01	Sections	STRUCTURAL - 1	vendor	Approval	1
6007-PLN-AGE-74-52-2006-R01	Sections & Details	STRUCTURAL - 1	vendor	Approval	1
6007-PLN-AGE-74-52-2007-R01	Pedestal Details	STRUCTURAL - 1	vendor	Approval	1
6007-CAL-AGE-74-52-6000-R02	Calculation Report	STRUCTURAL - 1	vendor	Approval	2
6007-PLN-AGE-74-52-6000-R01	Cover Sheet	STRUCTURAL - 1	vendor	Approval	1
6007-PLN-AGE-74-52-6001-R01	General Notes	STRUCTURAL - 1	vendor	Approval	1
6007-PLN-AGE-74-52-6002-R01	Plan Layout	STRUCTURAL - 1	vendor	Approval	1
6007-PLN-AGE-74-52-6003-R01	Bottom Reinforcement Plan & Details	STRUCTURAL - 1	vendor	Approval	1
6007-PLN-AGE-74-52-6004-R01	Top Reinforcement Plan & Details	STRUCTURAL - 1	vendor	Approval	1
6007-PLN-AGE-74-52-6005-R01	Sections	STRUCTURAL - 1	vendor	Approval	1
6007-PLN-AGE-74-52-6006-R01	Sections & Details	STRUCTURAL - 1	vendor	Approval	1
6007-PLN-AGE-74-52-6007-R01	Pedestal Details	STRUCTURAL - 1	vendor	Approval	1
6007-CAL-FWE-21-61-0005	Feedwater and Steam Pipng Stress Analysis Report	STRUCTURAL - 1	vendor	Approval	0
6007-PLN-AGE-41-52-4000-R02	Cover sheet	STRUCTURAL - 1	vendor	Approval	2
6007-PLN-AGE-41-52-4020-R02	General notes	STRUCTURAL - 1	vendor	Approval	2
6007-PLN-AGE-41-52-4040-R03	Foundation Plan	STRUCTURAL - 1	vendor	Approval	3
6007-CAL-AGE-41-52-4000-R04	Calculation report	STRUCTURAL - 1	vendor	Approval	4
6007-PLN-AGE-41-52-8000-R02	Cover sheet	STRUCTURAL - 1	vendor	Approval	2
6007-PLN-AGE-41-52-8020-R02	General notes	STRUCTURAL - 1	vendor	Approval	2
6007-PLN-AGE-41-52-8040-R03	Foundation Plan	STRUCTURAL - 1	vendor	Approval	3
6007-CAL-AGE-41-52-8000-R04	Calculation report	STRUCTURAL - 1	vendor	Approval	4
6007-CAL-AGE-41-54-4000	Calculation report	STRUCTURAL - 1	vendor	Approval	2
6007-CAL-AGE-41-54-8000	Calculation report	STRUCTURAL - 1	vendor	Approval	2
6007-PLN-AGE-41-54-4000-R02	Cover sheet	STRUCTURAL - 1	vendor	Approval	2
6007-PLN-AGE-41-54-4020-R02	General notes	STRUCTURAL - 1	vendor	Approval	2
6007-PLN-AGE-41-54-4040-R02	Structure Plan	STRUCTURAL - 1	vendor	Approval	2
6007-PLN-AGE-41-54-8000-R02	Cover sheet	STRUCTURAL - 1	vendor	Approval	2
6007-PLN-AGE-41-54-8020-R02	General notes	STRUCTURAL - 1	vendor	Approval	2
6007-PLN-AGE-41-54-8040-R02	Structure Plan	STRUCTURAL - 1	vendor	Approval	2
6007-PLN-AGE-41-57-4000-R00	Architectural details	STRUCTURAL - 1	vendor	Approval	0
6007-PLN-AGE-41-57-8000-R00	Architectural details	STRUCTURAL - 1	vendor	Approval	0
6007-CAL-ATD-23-33-E048	Mojave Substations Grounding Calculations	STRUCTURAL - 1	vendor	Approval	0

ABENER TEYMA MOJAVE

Compliance No.:	GEN-2				
Job :	Mojave Solar Project				
Date: 07/08/2014	Description: Structural Master Drawing List				
Sheet No.	Description	Applicable Condition of Certification	Vendor Supplied or EOR	Reason for Submittal	Revision
6007-PLN-ATD-23-33-E041	Grounding Plan	STRUCTURAL - 1	vendor	Approval	1
6007-PLN-ATD-23-33-E042	Grounding Details	STRUCTURAL - 1	vendor	Approval	1
6007-PLN-ATD-23-33-E051	Duct Bank and Conduit Plan	STRUCTURAL - 1	vendor	Approval	1
6007-PLN-ATD-23-32-E052	Duct Bank and Conduit Details	STRUCTURAL - 1	vendor	Approval	0
6007-PLN-ATD-23-57-C091	Site preparation	STRUCTURAL - 1	vendor	Approval	0
BV Comments-ATD struct 1-8.00	BV Comments-ATD struct 1-8.00 PC4 april12 grounding	STRUCTURAL - 1	vendor	Approval	na
6007-PLN-ATD-23-02-E101	general installation relay house	STRUCTURAL - 1	vendor	Approval	na
6007-INF-ATD-23-50-E002	MPT firewall detail	STRUCTURAL - 1	vendor	Approval	A
6007-CAL-ATD-23-52-C070.Rev E	Other Foundation Calculations	STRUCTURAL - 1	vendor	Approval	E
6007-PLN-ATD-23-57-C074.Rev 2	Foundation Det. Fire wall MPT1	STRUCTURAL - 1	vendor	Approval	2
BV comments Mojave SEfirewallApr12	Abengoa T&D responses	STRUCTURAL - 1	vendor	Approval	na
Abengoa Mojave Solar memo #2	Explanation Memo #2	STRUCTURAL - 1	vendor	Approval	na
Abengoa T&D memo MPT Firewall hole	Explanation Memo #1	STRUCTURAL - 1	vendor	Approval	na
6007-PLN-FWE-21-52-0102	PIPE SUPPORTS DETAILS BASE. PLATES AND ANCHOR RODS	STRUCTURAL - 1	vendor	Approval	3
6007-PLN-FWE-21-54-0401	TYPICAL PIPE HANDRAIL, STAIRWAY AND GRATING DETAILS	STRUCTURAL - 1	vendor	Approval	1
6007-PLN-FWE-21-54-0402	TYPICAL PIPE HANDRAIL, STAIRWAY AND GRATING DETAILS	STRUCTURAL - 1	vendor	Approval	1
6007-PLN-FWE-21-54-0403	TYPICAL DETAILS	STRUCTURAL - 1	vendor	Approval	1
6007-PLN-FWE-21-52-0002	Structural Base Loads	STRUCTURAL - 1	vendor	Approval	3
6007-PLN-FWE-21-52-0003	Base Loads Table. Main & Auxiliary Platforms	STRUCTURAL - 1	vendor	Approval	2
6007-PLN-FWE-21-52-0004	Base Loads Table. Piping Supports	STRUCTURAL - 1	vendor	Approval	2
6007-PLN-FWE-21-52-0201	Equipment Base Loads Details	STRUCTURAL - 1	vendor	Approval	4
6007-PLN-FWE-21-52-0202	Structural Base Loads Details	STRUCTURAL - 1	vendor	Approval	4
6007-PLN-FWE-21-52-0211	Equipment Base Plate Details	STRUCTURAL - 1	vendor	Approval	2
6007-PLN-FWE-21-54-0301	Main Structure	STRUCTURAL - 1	vendor	Approval	4
6007-PLN-FWE-21-54-0302	Main Structure. Bents 1 to 7	STRUCTURAL - 1	vendor	Approval	2
6007-PLN-FWE-21-54-0303	Main Structure. Bents A/M &B/N	STRUCTURAL - 1	vendor	Approval	2
6007-PLN-FWE-21-54-0304	Main Structure. Plan View	STRUCTURAL - 1	vendor	Approval	2
6007-PLN-FWE-21-54-0305	Auxiliary Structure. Platforms	STRUCTURAL - 1	vendor	Approval	4
6007-PLN-FWE-21-54-0306	MAIN STRUCTURE - P. V. - LEVELS +17' 11 3/4" +39' 6 3/4" & +50' 7 3/4"	STRUCTURAL - 1	vendor	Approval	4
6007-PLN-FWE-21-54-0307	MAIN STRUCTURE - PLANT VIEW - GRATING LEVELS	STRUCTURAL - 1	vendor	Approval	3
6007-PLN-FWE-21-54-0311	Auxiliary Structure. Piping Supports -I-	STRUCTURAL - 1	vendor	Approval	2
6007-PLN-FWE-21-54-0312	AUXILIARY STRUCTURE PIPING SUPPORTS-2-	STRUCTURAL - 1	vendor	Approval	2
6007-PLN-FWE-21-54-0321	DRUM SADDLE FOR ERECTION - GENERAL ARRANGEMENT & SECTIONS	STRUCTURAL - 1	vendor	Approval	2
6007-PLN-FWE-21-54-0351	MAIN STRUCTURE - DETAILS SERIAL A & B	STRUCTURAL - 1	vendor	Approval	2
6007-PLN-FWE-21-54-0352	MAIN STRUCTURE - DETAILS SERIAL C - D & E	STRUCTURAL - 1	vendor	Approval	2
2804-CAL-12-2-15-01	Structural Engineering Design Report_13_04_05	STRUCTURAL - 1	vendor	Approval	1
2804-CAL-12-2-15-02	na	STRUCTURAL - 1	vendor	Approval	0
6007-PLN-AGE-58-52-3410-R02	Cover sheet	STRUCTURAL - 1	vendor	Approval	2
6007-PLN-AGE-58-52-3411-R02	General notes	STRUCTURAL - 1	vendor	Approval	2
6007-PLN-AGE-58-52-3412-R02	Support foundation plan	STRUCTURAL - 1	vendor	Approval	2
6007-PLN-AGE-58-52-3413-R02	Data table	STRUCTURAL - 1	vendor	Approval	2
6007-PLN-AGE-58-52-3414-R02	Section and detail I	STRUCTURAL - 1	vendor	Approval	2
6007-PLN-AGE-58-52-3415-R02	Section and detail II	STRUCTURAL - 1	vendor	Approval	2
6007-CAL-AGE-58-52-3410-R02	Calc report	STRUCTURAL - 1	vendor	Approval	2
6007-PLN-AGE-58-52-7410-R02	Cover sheet	STRUCTURAL - 1	vendor	Approval	2
6007-PLN-AGE-58-52-7411-R02	General notes	STRUCTURAL - 1	vendor	Approval	2
6007-PLN-AGE-58-52-7412-R02	Support foundation plan	STRUCTURAL - 1	vendor	Approval	2
6007-PLN-AGE-58-52-7413-R02	Data table	STRUCTURAL - 1	vendor	Approval	2
6007-PLN-AGE-58-52-7414-R02	Section and detail I	STRUCTURAL - 1	vendor	Approval	2
6007-PLN-AGE-58-52-7415-R02	Section and detail II	STRUCTURAL - 1	vendor	Approval	2
6007-CAL-AGE-58-52-7461-R02	Calc report	STRUCTURAL - 1	vendor	Approval	2
6007-PLN-AGE-58-52-6400-R03	Cover sheet	STRUCTURAL - 1	vendor	Approval	3
6007-PLN-AGE-58-52-6401-R03	General Notes	STRUCTURAL - 1	vendor	Approval	3
6007-PLN-AGE-58-52-6402-R03	Foundation Plan	STRUCTURAL - 1	vendor	Approval	3
6007-PLN-AGE-58-52-6404-R04	Section and Details I	STRUCTURAL - 1	vendor	Approval	4
6007-PLN-AGE-58-52-6405-R04	Section and Details II	STRUCTURAL - 1	vendor	Approval	4
6007-CAL-AGE-58-52-6400-R04	Calculation Report	STRUCTURAL - 1	vendor	Approval	4
6007-LIS-AGE-58-52-6400-R01	Coordinates List	STRUCTURAL - 1	vendor	Approval	1
6007-PLN-AGE-58-52-3461-R02	Cover sheet	STRUCTURAL - 1	vendor	Approval	2
6007-PLN-AGE-58-52-3462-R02	General notes	STRUCTURAL - 1	vendor	Approval	2
6007-PLN-AGE-58-52-3463-R02	Support foundation plan	STRUCTURAL - 1	vendor	Approval	2
6007-PLN-AGE-58-52-3464-R00	Data table	STRUCTURAL - 1	vendor	Approval	0
6007-PLN-AGE-58-52-3465-R00	Section and detail I	STRUCTURAL - 1	vendor	Approval	0
6007-PLN-AGE-58-52-3466-R00	Section and detail II	STRUCTURAL - 1	vendor	Approval	0
6007-CAL-AGE-58-52-3461-R02	Calc report	STRUCTURAL - 1	vendor	Approval	2
6007-PLN-AGE-58-52-7461-R02	Cover sheet	STRUCTURAL - 1	vendor	Approval	2
6007-PLN-AGE-58-52-7462-R02	General notes	STRUCTURAL - 1	vendor	Approval	2
6007-PLN-AGE-58-52-7463-R02	Support foundation plan	STRUCTURAL - 1	vendor	Approval	2
6007-PLN-AGE-58-52-7464-R00	Data table	STRUCTURAL - 1	vendor	Approval	0
6007-PLN-AGE-58-52-7465-R00	Section and detail I	STRUCTURAL - 1	vendor	Approval	0
6007-PLN-AGE-58-52-7466-R00	Section and detail II	STRUCTURAL - 1	vendor	Approval	0
6007-CAL-AGE-58-52-7462-R02	Calc report	STRUCTURAL - 1	vendor	Approval	2
6007-PLN-AGE-58-54-3550-R02	Cover sheet	STRUCTURAL - 1	vendor	Approval	2
6007-PLN-AGE-58-54-3551-R02	General notes	STRUCTURAL - 1	vendor	Approval	2
6007-PLN-AGE-58-54-3552-R02	Plan view and details	STRUCTURAL - 1	vendor	Approval	2
6007-CAL-AGE-58-54-3550-R02	Calc report	STRUCTURAL - 1	vendor	Approval	2
6007-PLN-AGE-58-54-7550-R02	Cover sheet	STRUCTURAL - 1	vendor	Approval	2
6007-PLN-AGE-58-54-7551-R02	General notes	STRUCTURAL - 1	vendor	Approval	2
6007-PLN-AGE-58-54-7552-R02	Plan view and details	STRUCTURAL - 1	vendor	Approval	2
6007-CAL-AGE-58-54-7550-R02	Calc report	STRUCTURAL - 1	vendor	Approval	2
6007-PLN-AGE-23-52-4000-R01	Cover sheet	STRUCTURAL - 1	vendor	Approval	1
6007-PLN-AGE-23-52-4020-R02	General notes	STRUCTURAL - 1	vendor	Approval	2
6007-PLN-AGE-23-52-4040-R02	Foundation Plan & details	STRUCTURAL - 1	vendor	Approval	2
6007-CAL-AGE-23-52-4000-R02	Calculation report	STRUCTURAL - 1	vendor	Approval	2
6007-PLN-AGE-23-52-8000-R01	Cover sheet	STRUCTURAL - 1	vendor	Approval	1

ABENER TEYMA
MOJAVE

Compliance No.:	GEN-2				
Job :	Mojave Solar Project				
Date: 07/08/2014	Description: Structural Master Drawing List				
Sheet No.	Description	Applicable Condition of Certification	Vendor Supplied or EOR	Reason for Submittal	Revision
6007-PLN-AGE-23-52-8020-R02	General notes	STRUCTURAL - 1	vendor	Approval	2
6007-PLN-AGE-23-52-8040-R02	Foundation Plan & details	STRUCTURAL - 1	vendor	Approval	2
6007-CAL-AGE-23-52-8000-R02	Calculation report	STRUCTURAL - 1	vendor	Approval	2
6007-PLN-AGE-18-52-4200	Cover sheet	STRUCTURAL - 1	vendor	Approval	2
6007-PLN-AGE-18-52-4220	General notes	STRUCTURAL - 1	vendor	Approval	2
6007-PLN-AGE-18-52-4240	Foundation drawings	STRUCTURAL - 1	vendor	Approval	4
6007-CAL-AGE-18-52-4200	Calc report	STRUCTURAL - 1	vendor	Approval	3
6007-PLN-AGE-18-52-8200	Cover sheet	STRUCTURAL - 1	vendor	Approval	2
6007-PLN-AGE-18-52-8220	General notes	STRUCTURAL - 1	vendor	Approval	2
6007-PLN-AGE-18-52-8240	Foundation drawings	STRUCTURAL - 1	vendor	Approval	4
6007-CAL-AGE-18-52-8200	Calc report	STRUCTURAL - 1	vendor	Approval	3
6007-PLN-AGE-18-52-4300	Cover sheet	STRUCTURAL - 1	vendor	Approval	2
6007-PLN-AGE-18-52-4320	General notes	STRUCTURAL - 1	vendor	Approval	2
6007-PLN-AGE-18-52-4340	Foundation drawings	STRUCTURAL - 1	vendor	Approval	3
6007-CAL-AGE-18-52-4300	Calc report	STRUCTURAL - 1	vendor	Approval	3
6007-PLN-AGE-18-52-8300	Cover sheet	STRUCTURAL - 1	vendor	Approval	2
6007-PLN-AGE-18-52-8320	General notes	STRUCTURAL - 1	vendor	Approval	2
6007-PLN-AGE-18-52-8340	Foundation drawings	STRUCTURAL - 1	vendor	Approval	3
6007-CAL-AGE-18-52-8300	Calc report	STRUCTURAL - 1	vendor	Approval	3
6007-PLN-AGE-40-52-4100-R03	Cover sheet	STRUCTURAL - 1	vendor	Approval	2
6007-PLN-AGE-40-52-4120-R03	General notes	STRUCTURAL - 1	vendor	Approval	2
6007-PLN-AGE-40-52-4140-R03	Arrangment plan view	STRUCTURAL - 1	vendor	Approval	2
6007-PLN-AGE-40-52-4141-R03	Mat bottom reinforcement	STRUCTURAL - 1	vendor	Approval	2
6007-PLN-AGE-40-52-4142-R03	Mat top reinforcement	STRUCTURAL - 1	vendor	Approval	2
6007-PLN-AGE-40-52-4143-R01	Extra top reinforcement	STRUCTURAL - 1	vendor	Approval	0
6007-PLN-AGE-40-52-4144-R01	Extra bottom reinforcement	STRUCTURAL - 1	vendor	Approval	0
6007-PLN-AGE-40-52-4145-R01	Mat reinforcement details	STRUCTURAL - 1	vendor	Approval	0
6007-PLN-AGE-40-52-4150-R01	Drainage	STRUCTURAL - 1	vendor	Approval	0
6007-PLN-AGE-40-52-4160-R01	Pier and rack support anchor layout	STRUCTURAL - 1	vendor	Approval	0
6007-PLN-AGE-40-52-4161-R01	Pier and rack support anchor details	STRUCTURAL - 1	vendor	Approval	0
6007-PLN-AGE-40-52-4162-R01	Anchor bolts. Assemblies and details	STRUCTURAL - 1	vendor	Approval	0
6007-PLN-AGE-40-52-4163-R01	Skid and bench support layout	STRUCTURAL - 1	vendor	Approval	0
6007-PLN-AGE-40-52-4164-R01	Skid support details	STRUCTURAL - 1	vendor	Approval	0
6007-PLN-AGE-40-52-4173-R01	Skid support layout	STRUCTURAL - 1	vendor	Approval	0
6007-CAL-AGE-40-52-4000-R03	WTP foundation calc report	STRUCTURAL - 1	vendor	Approval	2
6007-PLN-AGE-40-52-8100-R03	Cover sheet	STRUCTURAL - 1	vendor	Approval	2
6007-PLN-AGE-40-52-8120-R03	General notes	STRUCTURAL - 1	vendor	Approval	2
6007-PLN-AGE-40-52-8140-R03	Arrangment plan view	STRUCTURAL - 1	vendor	Approval	2
6007-PLN-AGE-40-52-8141-R03	Mat bottom reinforcement	STRUCTURAL - 1	vendor	Approval	2
6007-PLN-AGE-40-52-8142-R03	Mat top reinforcement	STRUCTURAL - 1	vendor	Approval	2
6007-PLN-AGE-40-52-8143-R01	Extra top reinforcement	STRUCTURAL - 1	vendor	Approval	0
6007-PLN-AGE-40-52-8144-R01	Extra bottom reinforcement	STRUCTURAL - 1	vendor	Approval	0
6007-PLN-AGE-40-52-8145-R01	Mat reinforcement details	STRUCTURAL - 1	vendor	Approval	0
6007-PLN-AGE-40-52-8150-R01	Drainage	STRUCTURAL - 1	vendor	Approval	0
6007-PLN-AGE-40-52-8160-R01	Pier and rack support anchor layout	STRUCTURAL - 1	vendor	Approval	0
6007-PLN-AGE-40-52-8161-R01	Pier and rack support anchor details	STRUCTURAL - 1	vendor	Approval	0
6007-PLN-AGE-40-52-8162-R01	Anchor bolts. Assemblies and details	STRUCTURAL - 1	vendor	Approval	0
6007-PLN-AGE-40-52-8163-R01	Skid and bench support layout	STRUCTURAL - 1	vendor	Approval	0
6007-PLN-AGE-40-52-8164-R01	Skid support details	STRUCTURAL - 1	vendor	Approval	0
6007-PLN-AGE-40-52-8173-R01	Skid support layout	STRUCTURAL - 1	vendor	Approval	0
6007-CAL-AGE-40-52-8000-R03	WTP foundation calc report	STRUCTURAL - 1	vendor	Approval	2
6007-PLN-AGE-67-33-9803	Grounding in beta central plant	STRUCTURAL - 1	vendor	Approval	na
6007-CAL-AGE-57-52-3550-R01	Calculation Report	STRUCTURAL - 1	vendor	Approval	1
6007-PLN-AGE-57-52-3550-R02	Cover sheet	STRUCTURAL - 1	vendor	Approval	2
6007-PLN-AGE-57-52-3551-R02	General notes	STRUCTURAL - 1	vendor	Approval	2
6007-PLN-AGE-57-52-3552-R02	Plan View and Detils	STRUCTURAL - 1	vendor	Approval	2
6007-CAL-AGE-57-52-7550-R01	Calculation Report	STRUCTURAL - 1	vendor	Approval	1
6007-PLN-AGE-57-52-7550-R02	Cover sheet	STRUCTURAL - 1	vendor	Approval	2
6007-PLN-AGE-57-52-7551-R02	General notes	STRUCTURAL - 1	vendor	Approval	2
6007-PLN-AGE-57-52-7552-R02	Plan View and Detils	STRUCTURAL - 1	vendor	Approval	2
Addendum NO.4	Revised Update 3 to Addendum 4 to Geotechnical Evaluation: Power Blocks Water Treatment Plant	STRUCTURAL - 1	vendor	Approval	3
6007-CAL-CTS-58-52-1200-R1	STRUCTURAL CALCULATIONS	STRUCTURAL - 1	vendor	Approval	1
6007-PLN-CTS-58-52-1200-R1	GENERAL STRUCTURAL NOTES AND DETAILS	STRUCTURAL - 1	vendor	Approval	1
6007-PLN-CTS-58-52-1201-R1	FOUNDATION PLANS	STRUCTURAL - 1	vendor	Approval	1
6007-CAL-CTS-58-52-5200-R1	STRUCTURAL CALCULATIONS	STRUCTURAL - 1	vendor	Approval	1
6007-PLN-CTS-58-52-5200-R1	GENERAL STRUCTURAL NOTES AND DETAILS	STRUCTURAL - 1	vendor	Approval	1
6007-PLN-CTS-58-52-5201-R1	FOUNDATION PLANS	STRUCTURAL - 1	vendor	Approval	1
Anchor Bolt holes hitting Reinf	Anchor Bolt holes hitting Reinf	STRUCTURAL - 1	vendor	Approval	na
6007-PLN-AGE-58-52-2500-R01	Cover sheet	STRUCTURAL - 1	vendor	Approval	1
6007-PLN-AGE-58-52-2501-R01	General notes	STRUCTURAL - 1	vendor	Approval	1
6007-PLN-AGE-58-52-2502-R01	Plan View, Sections, and Details	STRUCTURAL - 1	vendor	Approval	1
6007-CAL-AGE-58-52-2500-R01	Calculation report	STRUCTURAL - 1	vendor	Approval	1
6007-PLN-AGE-58-52-6500-R01	Cover sheet	STRUCTURAL - 1	vendor	Approval	1
6007-PLN-AGE-58-52-6501-R01	General notes	STRUCTURAL - 1	vendor	Approval	1
6007-PLN-AGE-58-52-6502-R01	Plan View, Sections, and Details	STRUCTURAL - 1	vendor	Approval	1
6007-CAL-AGE-58-52-6500-R01	Calculation report	STRUCTURAL - 1	vendor	Approval	1
6007-PLN-AGE-58-52-3500-R01	Cover sheet	STRUCTURAL - 1	vendor	Approval	1
6007-PLN-AGE-58-52-3501-R01	General notes	STRUCTURAL - 1	vendor	Approval	1
6007-PLN-AGE-58-52-3502-R01	Plan View and Details	STRUCTURAL - 1	vendor	Approval	1
6007-CAL-AGE-58-52-3500-R01	Calculation report	STRUCTURAL - 1	vendor	Approval	1
6007-PLN-AGE-58-52-7500-R01	Cover sheet	STRUCTURAL - 1	vendor	Approval	1
6007-PLN-AGE-58-52-7501-R01	General notes	STRUCTURAL - 1	vendor	Approval	1
6007-PLN-AGE-58-52-7502-R01	Plan View and Details	STRUCTURAL - 1	vendor	Approval	1
6007-CAL-AGE-58-52-7500-R01	Calculation report	STRUCTURAL - 1	vendor	Approval	1
6007-PLN-FWE-21-52-0102	PIPE SUPPORTS DETAILS BASE. PLATES AND ANCHOR RODS	STRUCTURAL - 1	vendor	Approval	3

ABENER TEYMA MOJAVE

Compliance No.:	GEN-2				
Job :	Mojave Solar Project				
Date: 07/08/2014	Description: Structural Master Drawing List				
Sheet No.	Description	Applicable Condition of Certification	Vendor Supplied or EOR	Reason for Submittal	Revision
6007-PLN-FWE-21-54-0401	TYPICAL PIPE HANDRAIL, STAIRWAY AND GRATING DETAILS	STRUCTURAL - 1	vendor	Approval	1
6007-PLN-FWE-21-54-0402	TYPICAL PIPE HANDRAIL, STAIRWAY AND GRATING DETAILS	STRUCTURAL - 1	vendor	Approval	1
6007-PLN-FWE-21-54-0403	TYPICAL DETAILS	STRUCTURAL - 1	vendor	Approval	1
6007-PLN-FWE-21-52-0002	Structural Base Loads	STRUCTURAL - 1	vendor	Approval	3
6007-PLN-FWE-21-52-0003	Base Loads Table. Main & Auxiliary Platforms	STRUCTURAL - 1	vendor	Approval	2
6007-PLN-FWE-21-52-0004	Base Loads Table. Piping Supports	STRUCTURAL - 1	vendor	Approval	2
6007-PLN-FWE-21-52-0201	Equipments Base Loads Details	STRUCTURAL - 1	vendor	Approval	4
6007-PLN-FWE-21-52-0202	Structural Base Loads Details	STRUCTURAL - 1	vendor	Approval	4
6007-PLN-FWE-21-52-0211	Equipment Base Plate Details	STRUCTURAL - 1	vendor	Approval	2
6007-PLN-FWE-21-54-0301	Main Structure	STRUCTURAL - 1	vendor	Approval	4
6007-PLN-FWE-21-54-0302	Main Structure. Bents 1 to 7	STRUCTURAL - 1	vendor	Approval	2
6007-PLN-FWE-21-54-0303	Main Structure. Bents A/M &B/N	STRUCTURAL - 1	vendor	Approval	2
6007-PLN-FWE-21-54-0304	Main Structure. Plan View	STRUCTURAL - 1	vendor	Approval	2
6007-PLN-FWE-21-54-0305	Auxiliary Structure. Platforms	STRUCTURAL - 1	vendor	Approval	4
6007-PLN-FWE-21-54-0306	MAIN STRUCTURE - P. V. - LEVELS +17' 11 3/4" +39' 6 3/4" & +50' 7 3/4"	STRUCTURAL - 1	vendor	Approval	4
6007-PLN-FWE-21-54-0307	MAIN STRUCTURE - PLANT VIEW - GRATING LEVELS	STRUCTURAL - 1	vendor	Approval	3
6007-PLN-FWE-21-54-0311	Auxiliary Structure. Piping Supports -I-	STRUCTURAL - 1	vendor	Approval	2
6007-PLN-FWE-21-54-0312	AUXILIARY STRUCTURE PIPPING SUPPORTS-2-	STRUCTURAL - 1	vendor	Approval	2
6007-PLN-FWE-21-54-0321	DRUM SADDLE FOR ERECTION - GENERAL ARRANGEMENT & SECTIONS	STRUCTURAL - 1	vendor	Approval	2
6007-PLN-FWE-21-54-0351	MAIN STRUCTURE - DETAILS SERIAL A & B	STRUCTURAL - 1	vendor	Approval	2
6007-PLN-FWE-21-54-0352	MAIN STRUCTURE - DETAILS SERIAL C - D & E	STRUCTURAL - 1	vendor	Approval	2
6007-CAL-FWE-21-52-0020	Structural Engineering Design Report_13_04_05	STRUCTURAL - 1	vendor	Approval	1
6007-CAL-FWE-21-61-0005	Feedwater and Steam Pipng Stress Analysis Report	STRUCTURAL - 1	vendor	Approval	0
6007-CAL-FWE-21-61-0006	HTF Oil Pipng Stress Analysis Report	STRUCTURAL - 1	vendor	Approval	0
6007-PLN-FWE-21-65-6001	PIPING GENERAL ARRANGEMENT AND TERMINAL POINTS	STRUCTURAL - 1	vendor	Approval	0
RESPONSE		STRUCTURAL - 1	vendor	Approval	
6007-PLN-AGE-58-52-2470-R05	Cover sheet	STRUCTURAL - 1	vendor	Approval	5
6007-PLN-AGE-58-52-2471-R03	General notes	STRUCTURAL - 1	vendor	Approval	3
6007-PLN-AGE-58-52-2472-R05	Basin layout	STRUCTURAL - 1	vendor	Approval	5
6007-PLN-AGE-58-52-2473-R04	Bsin Section & Details	STRUCTURAL - 1	vendor	Approval	4
6007-PLN-AGE-58-52-2474-R05	Detail 2	STRUCTURAL - 1	vendor	Approval	5
6007-PLN-AGE-58-52-2475-R03	Electrical Heater Foundation	STRUCTURAL - 1	vendor	Approval	3
6007-PLN-AGE-58-52-2476-R02	Coordinates	STRUCTURAL - 1	vendor	Approval	2
6007-CAL-AGE-58-52-2470-R03	Calculations	STRUCTURAL - 1	vendor	Approval	3
6007-PLN-AGE-58-52-6470-R05	Cover sheet	STRUCTURAL - 1	vendor	Approval	5
6007-PLN-AGE-58-52-6471-R03	General notes	STRUCTURAL - 1	vendor	Approval	3
6007-PLN-AGE-58-52-6472-R05	Basin layout	STRUCTURAL - 1	vendor	Approval	5
6007-PLN-AGE-58-52-6473-R04	Bsin Section & Details	STRUCTURAL - 1	vendor	Approval	4
6007-PLN-AGE-58-52-6474-R05	Detail 2	STRUCTURAL - 1	vendor	Approval	5
6007-PLN-AGE-58-52-6475-R03	Electrical Heater Foundation	STRUCTURAL - 1	vendor	Approval	3
6007-PLN-AGE-58-52-6476-R02	Coordinates	STRUCTURAL - 1	vendor	Approval	2
6007-CAL-AGE-58-52-6470-R03	Calculations	STRUCTURAL - 1	vendor	Approval	3
6007-PLN-AGE-12-51-4001-R03	Cover sheet	STRUCTURAL - 1	vendor	Approval	3
6007-PLN-AGE-12-50-4001-R04	General notes	STRUCTURAL - 1	vendor	Approval	4
6007-PLN-AGE-12-57-4001-R04	Architectural Definitions - Floor Plan	STRUCTURAL - 1	vendor	Approval	4
6007-PLN-AGE-12-57-4002-R04	Architectural Definitions - Roof and utility Support Plans	STRUCTURAL - 1	vendor	Approval	4
6007-PLN-AGE-12-57-4003-R04	Architectural Definitions - Exterior Elevations-Sheet 1	STRUCTURAL - 1	vendor	Approval	4
6007-PLN-AGE-12-57-4004-R04	Architectural Definitions - Exterior Elevations-Sheet 2	STRUCTURAL - 1	vendor	Approval	4
6007-PLN-AGE-12-57-4005-R04	Architectural Definitions - Building Sections	STRUCTURAL - 1	vendor	Approval	4
6007-PLN-AGE-12-57-4006-R04	Architectural Definitions - Schedules & Details	STRUCTURAL - 1	vendor	Approval	4
6007-PLN-AGE-12-57-4007-R03	Architectural Definitions - Details	STRUCTURAL - 1	vendor	Approval	3
6007-PLN-AGE-12-51-8001-R03	Cover sheet	STRUCTURAL - 1	vendor	Approval	3
6007-PLN-AGE-12-50-8001-R04	General notes	STRUCTURAL - 1	vendor	Approval	4
6007-PLN-AGE-12-57-8001-R04	Architectural Definitions - Floor Plan	STRUCTURAL - 1	vendor	Approval	4
6007-PLN-AGE-12-57-8002-R04	Architectural Definitions - Roof and utility Support Plans	STRUCTURAL - 1	vendor	Approval	4
6007-PLN-AGE-12-57-8003-R04	Architectural Definitions - Exterior Elevations-Sheet 1	STRUCTURAL - 1	vendor	Approval	4
6007-PLN-AGE-12-57-8004-R04	Architectural Definitions - Exterior Elevations-Sheet 2	STRUCTURAL - 1	vendor	Approval	4
6007-PLN-AGE-12-57-8005-R04	Architectural Definitions - Building Sections	STRUCTURAL - 1	vendor	Approval	4
6007-PLN-AGE-12-57-8006-R04	Architectural Definitions - Schedules & Details	STRUCTURAL - 1	vendor	Approval	4
6007-PLN-AGE-12-57-8007-R03	Architectural Definitions - Details	STRUCTURAL - 1	vendor	Approval	3
Plan Check Reply_STRUC-1-17.01-Alpha and Beta	na	STRUCTURAL - 1	vendor	Approval	na
6007-HDD-LEF-12-62-0013	MSDS Data Sheets	STRUCTURAL - 1	vendor	Approval	0
6007-CAL-AGE-12-52-4000-R03	Calculation Report for Water Treatment Building. Alpha Plant	STRUCTURAL - 1	vendor	Approval	3
6007-PLN-AGE-12-50-4000-R03	Alpha Plant. Water Treatment Building. General Notes	STRUCTURAL - 1	vendor	Approval	3
6007-PLN-AGE-12-51-4000-R03	Alpha Plant. Water Treatment Building. Cover Sheet	STRUCTURAL - 1	vendor	Approval	3
6007-PLN-AGE-12-54-4000-R03	Alpha Plant. Water Treatment Building. Structural Roof Framing Plan	STRUCTURAL - 1	vendor	Approval	3
6007-PLN-AGE-12-54-4001-R03	Alpha Plant. Water Treatment Building. Elevation - Sheet 1	STRUCTURAL - 1	vendor	Approval	3
6007-PLN-AGE-12-54-4002-R03	Alpha Plant. Water Treatment Building. Elevation - Sheet 2	STRUCTURAL - 1	vendor	Approval	3
6007-PLN-AGE-12-54-4003-R03	Alpha Plant. Water Treatment Building. Elevation - Sheet 3	STRUCTURAL - 1	vendor	Approval	3
6007-PLN-AGE-12-54-4004-R03	Alpha Plant. Water Treatment Building. Elevation - Sheet 4	STRUCTURAL - 1	vendor	Approval	3
6007-PLN-AGE-12-54-4005-R03	Alpha Plant. Water Treatment Building. Elevation - Sheet 5	STRUCTURAL - 1	vendor	Approval	3
6007-PLN-AGE-12-54-4006-R03	Alpha Plant. Water Treatment Building. Elevation - Sheet 6	STRUCTURAL - 1	vendor	Approval	3
6007-PLN-AGE-12-54-4007-R03	Alpha Plant. Water Treatment Building. Column Schedule	STRUCTURAL - 1	vendor	Approval	3
6007-PLN-AGE-12-54-4008-R03	Alpha Plant. Water Treatment Building. Achor Rods Assemblies, Structure and Details	STRUCTURAL - 1	vendor	Approval	3
6007-PLN-AGE-12-54-4009-R03	Alpha Plant. Water Treatment Building. Structural Connection Details	STRUCTURAL - 1	vendor	Approval	3
6007-PLN-AGE-12-54-4010-R03	Alpha Plant. Water Treatment Building. Structural Connection Details	STRUCTURAL - 1	vendor	Approval	3
6007-CAL-AGE-12-52-8000-R03	Calculation Report for Water Treatment Building. Beta Plant	STRUCTURAL - 1	vendor	Approval	3
6007-PLN-AGE-12-50-8000-R03	Beta Plant. Water Treatment Building. General Notes	STRUCTURAL - 1	vendor	Approval	3
6007-PLN-AGE-12-51-8000-R03	Beta Plant. Water Treatment Building. Cover Sheet	STRUCTURAL - 1	vendor	Approval	3
6007-PLN-AGE-12-54-8000-R03	Beta Plant. Water Treatment Building. Structural Roof Framing Plan	STRUCTURAL - 1	vendor	Approval	3
6007-PLN-AGE-12-54-8001-R03	Beta Plant. Water Treatment Building. Elevation - Sheet 1	STRUCTURAL - 1	vendor	Approval	3
6007-PLN-AGE-12-54-8002-R03	Beta Plant. Water Treatment Building. Elevation - Sheet 2	STRUCTURAL - 1	vendor	Approval	3
6007-PLN-AGE-12-54-8003-R03	Beta Plant. Water Treatment Building. Elevation - Sheet 3	STRUCTURAL - 1	vendor	Approval	3
6007-PLN-AGE-12-54-8004-R03	Beta Plant. Water Treatment Building. Elevation - Sheet 4	STRUCTURAL - 1	vendor	Approval	3
6007-PLN-AGE-12-54-8005-R03	Beta Plant. Water Treatment Building. Elevation - Sheet 5	STRUCTURAL - 1	vendor	Approval	3

ABENER TEYMA
MOJAVE

Compliance No.:	GEN-2				
Job :	Mojave Solar Project				
Date: 07/08/2014	Description: Structural Master Drawing List				
Sheet No.	Description	Applicable Condition of Certification	Vendor Supplied or EOR	Reason for Submittal	Revision
6007-PLN-AGE-12-54-8006-R03	Beta Plant. Water Treatment Building. Elevation - Sheet 6	STRUCTURAL - 1	vendor	Approval	3
6007-PLN-AGE-12-54-8007-R03	Beta Plant. Water Treatment Building. Column Schedule	STRUCTURAL - 1	vendor	Approval	3
6007-PLN-AGE-12-54-8008-R03	Beta Plant. Water Treatment Building. Achor Rods Assemblies, Structure and Details	STRUCTURAL - 1	vendor	Approval	3
6007-PLN-AGE-12-54-8009-R03	Beta Plant. Water Treatment Building. Structural Connection Details	STRUCTURAL - 1	vendor	Approval	3
6007-PLN-AGE-12-54-8010-R03	Beta Plant. Water Treatment Building. Structural Connection Details	STRUCTURAL - 1	vendor	Approval	3
6007-PLN-AGE-58-52-3465-R00	Rack 2 Plain View Details	STRUCTURAL - 1	vendor	Approval	0
6007-PLN-AGE-74-54-2000	Cover sheet	STRUCTURAL - 1	vendor	Approval	3
6007-PLN-AGE-74-54-2001	General notes	STRUCTURAL - 1	vendor	Approval	4
6007-PLN-AGE-74-54-2002	G.A. Plan (+2058.00") & Base plates	STRUCTURAL - 1	vendor	Approval	5
6007-PLN-AGE-74-54-2003	G.A. Plan (+2077.26")	STRUCTURAL - 1	vendor	Approval	5
6007-PLN-AGE-74-54-2004	G.A. Plan (+2100.83")	STRUCTURAL - 1	vendor	Approval	5
6007-PLN-AGE-74-54-2005	G.A. Plan (+2115.33")	STRUCTURAL - 1	vendor	Approval	5
6007-PLN-AGE-74-54-2006	G.A. Elevation at grid A	STRUCTURAL - 1	vendor	Approval	4
6007-PLN-AGE-74-54-2007	G.A. Elevation at grid B	STRUCTURAL - 1	vendor	Approval	4
6007-PLN-AGE-74-54-2008	G.A. Elevation at grid C	STRUCTURAL - 1	vendor	Approval	4
6007-PLN-AGE-74-54-2009	G.A. Elevation at grid 1 & 2	STRUCTURAL - 1	vendor	Approval	4
6007-PLN-AGE-74-54-2010	G.A. Elevation at grid 3 & 4	STRUCTURAL - 1	vendor	Approval	4
6007-PLN-AGE-74-54-2011	G.A. Elevation at grid 5 & 6	STRUCTURAL - 1	vendor	Approval	4
6007-PLN-AGE-74-54-2012	Stairs details	STRUCTURAL - 1	vendor	Approval	5
6007-PLN-AGE-74-54-2013	Sections & details	STRUCTURAL - 1	vendor	Approval	5
6007-CAL-AGE-74-54-2000	Calculation report	STRUCTURAL - 1	vendor	Approval	3
6007-PLN-AGE-74-54-6000	Cover sheet	STRUCTURAL - 1	vendor	Approval	3
6007-PLN-AGE-74-54-6001	General notes	STRUCTURAL - 1	vendor	Approval	3
6007-PLN-AGE-74-54-6002	G.A. Plan (+2066.00") & Base plates	STRUCTURAL - 1	vendor	Approval	4
6007-PLN-AGE-74-54-6003	G.A. Plan (+2085.26")	STRUCTURAL - 1	vendor	Approval	4
6007-PLN-AGE-74-54-6004	G.A. Plan (+2108.83")	STRUCTURAL - 1	vendor	Approval	4
6007-PLN-AGE-74-54-6005	G.A. Plan (+2123.33")	STRUCTURAL - 1	vendor	Approval	4
6007-PLN-AGE-74-54-6006	G.A. Elevation at grid A	STRUCTURAL - 1	vendor	Approval	3
6007-PLN-AGE-74-54-6007	G.A. Elevation at grid B	STRUCTURAL - 1	vendor	Approval	3
6007-PLN-AGE-74-54-6008	G.A. Elevation at grid C	STRUCTURAL - 1	vendor	Approval	3
6007-PLN-AGE-74-54-6009	G.A. Elevation at grid 1 & 2	STRUCTURAL - 1	vendor	Approval	3
6007-PLN-AGE-74-54-6010	G.A. Elevation at grid 3 & 4	STRUCTURAL - 1	vendor	Approval	3
6007-PLN-AGE-74-54-6011	G.A. Elevation at grid 5 & 6	STRUCTURAL - 1	vendor	Approval	3
6007-PLN-AGE-74-54-6012	Stairs details	STRUCTURAL - 1	vendor	Approval	4
6007-PLN-AGE-74-54-6013	Sections & details	STRUCTURAL - 1	vendor	Approval	4
6007-CAL-AGE-74-54-6000	Calculation report	STRUCTURAL - 1	vendor	Approval	2
6007-SKT-AGE-58-52-7403	Rack 1 foundation - Column Type 1 detail	STRUCTURAL - 1	vendor	Approval	0
6007-SKT-AGE-58-52-7404	Rack 1 foundation - Column Type 4 detail	STRUCTURAL - 1	vendor	Approval	0
6007-SKT-AGE-58-52-7405	Rack 1 foundation - Column Type 6 detail	STRUCTURAL - 1	vendor	Approval	0
6007-SKT-AGE-58-52-7406	Rack 1 foundation - Column Type 8 detail	STRUCTURAL - 1	vendor	Approval	0
6007-SKT-AGE-58-52-7407	Rack 1 foundation - Column Type 9 detail	STRUCTURAL - 1	vendor	Approval	0
RFI #002	NA	STRUCTURAL - 1	vendor	Approval	0
6007-PLN-AGE-57-54-6700	HTF bridge connection. Cover sheet	STRUCTURAL - 1	vendor	Approval	2
6007-PLN-AGE-57-54-6701	HTF bridge connection. General notes	STRUCTURAL - 1	vendor	Approval	2
6007-PLN-AGE-57-54-6702	HTF bridge connection. Plan view	STRUCTURAL - 1	vendor	Approval	0
6007-PLN-AGE-57-54-6703	HTF bridge connection. Connection plan views and details	STRUCTURAL - 1	vendor	Approval	1
6007-PLN-AGE-57-54-6704	HTF bridge connection. Elevation A & B	STRUCTURAL - 1	vendor	Approval	2
6007-PLN-AGE-57-54-6705	HTF bridge connection. Elevation frame 1 to 5	STRUCTURAL - 1	vendor	Approval	2
6007-PLN-AGE-57-54-6706	HTF bridge connection. Staircase and baseplate detail	STRUCTURAL - 1	vendor	Approval	2
6007-PLN-AGE-57-54-6707	HTF bridge connection. Connection details	STRUCTURAL - 1	vendor	Approval	3
6007-PLN-AGE-57-54-6708	HTF bridge connection. Connection details	STRUCTURAL - 1	vendor	Approval	3
6007-CAL-AGE-40-52-4500	Calculation Report	STRUCTURAL - 1	vendor	Approval	2
6007-PLN-AGE-40-52-4500	Cover sheet	STRUCTURAL - 1	vendor	Approval	2
6007-PLN-AGE-40-52-4520	General notes	STRUCTURAL - 1	vendor	Approval	3
6007-PLN-AGE-40-52-4540	Foundation details	STRUCTURAL - 1	vendor	Approval	3
6007-CAL-AGE-40-52-8500	Calculation Report	STRUCTURAL - 1	vendor	Approval	2
6007-PLN-AGE-40-52-8500	Cover sheet	STRUCTURAL - 1	vendor	Approval	2
6007-PLN-AGE-40-52-8520	General notes	STRUCTURAL - 1	vendor	Approval	3
6007-PLN-AGE-40-52-8540	Foundation details	STRUCTURAL - 1	vendor	Approval	3
6007-PLN-AGE-16-52-4000	Cover sheet	STRUCTURAL - 1	vendor	Approval	2
6007-PLN-AGE-16-52-4020	General notes	STRUCTURAL - 1	vendor	Approval	2
6007-PLN-AGE-16-52-4040	Foundation plan and details	STRUCTURAL - 1	vendor	Approval	3
6007-PLN-AGE-16-52-8000	Cover sheet	STRUCTURAL - 1	vendor	Approval	2
6007-PLN-AGE-16-52-8020	General notes	STRUCTURAL - 1	vendor	Approval	2
6007-PLN-AGE-16-52-8040	Foundation plan and details	STRUCTURAL - 1	vendor	Approval	3
6007-CAL-AGE-16-54-4000-R02.pdf	Calculation report	STRUCTURAL - 1	vendor	Approval	2
6007-PLN-AGE-16-54-4000-R05.pdf	Structure details	STRUCTURAL - 1	vendor	Approval	5
6007-CAL-AGE-16-54-8000-R02.pdf	Calculation report	STRUCTURAL - 1	vendor	Approval	2
6007-PLN-AGE-16-54-8000-R05.pdf	Structure details	STRUCTURAL - 1	vendor	Approval	5
6007-PLN-AGE-58-54-3502	Plan view	STRUCTURAL - 1	vendor	Approval	3
6007-PLN-AGE-58-54-3503	Sections & Details	STRUCTURAL - 1	vendor	Approval	3
6007-PLN-AGE-58-54-7502	Plan view	STRUCTURAL - 1	vendor	Approval	3
6007-PLN-AGE-58-54-7503	Sections & Details	STRUCTURAL - 1	vendor	Approval	3
6007-PLN-AGE-58-52-7502	Plan view & Details	STRUCTURAL - 1	vendor	Approval	3
6007-PLN-AGE-58-54-3575	Cover sheet	STRUCTURAL - 1	vendor	Approval	0
6007-PLN-AGE-58-54-3576	General notes	STRUCTURAL - 1	vendor	Approval	0
6007-PLN-AGE-58-54-3577	Plan view	STRUCTURAL - 1	vendor	Approval	0
6007-PLN-AGE-58-54-3578	Sections	STRUCTURAL - 1	vendor	Approval	0
6007-CAL-AGE-58-54-3575	Calculation report	STRUCTURAL - 1	vendor	Approval	0
6007-PLN-AGE-58-54-7575	Cover sheet	STRUCTURAL - 1	vendor	Approval	0
6007-PLN-AGE-58-54-7576	General notes	STRUCTURAL - 1	vendor	Approval	0
6007-PLN-AGE-58-54-7577	Plan view	STRUCTURAL - 1	vendor	Approval	0
6007-PLN-AGE-58-54-7578	Sections	STRUCTURAL - 1	vendor	Approval	0
6007-CAL-AGE-58-54-7575	Calculation report	STRUCTURAL - 1	vendor	Approval	0
6007-PLN-AGE-74-54-2020.pdf	Cover sheet	STRUCTURAL - 1	vendor	Approval	0

ABENER TEYMA
MOJAVE

Compliance No.:	GEN-2				
Job :	Mojave Solar Project				
Date: 07/08/2014	Description: Structural Master Drawing List				
Sheet No.	Description	Applicable Condition of Certification	Vendor Supplied or EOR	Reason for Submittal	Revision
6007-PLN-AGE-74-54-2021.pdf	General notes	STRUCTURAL - 1	vendor	Approval	0
6007-PLN-AGE-74-54-2022.pdf	Plan & base plate details	STRUCTURAL - 1	vendor	Approval	0
6007-PLN-AGE-74-54-2023.pdf	Elevations	STRUCTURAL - 1	vendor	Approval	0
6007-PLN-AGE-74-54-2024.pdf	Connection details	STRUCTURAL - 1	vendor	Approval	0
6007-PLN-AGE-74-54-2025.pdf	Connection details	STRUCTURAL - 1	vendor	Approval	0
6007-PLN-AGE-74-54-6020.pdf	Cover sheet	STRUCTURAL - 1	vendor	Approval	0
6007-PLN-AGE-74-54-6021.pdf	General notes	STRUCTURAL - 1	vendor	Approval	0
6007-PLN-AGE-74-54-6022.pdf	Plan & base plate details	STRUCTURAL - 1	vendor	Approval	0
6007-PLN-AGE-74-54-6023.pdf	Elevations	STRUCTURAL - 1	vendor	Approval	0
6007-PLN-AGE-74-54-6024.pdf	Connection details	STRUCTURAL - 1	vendor	Approval	0
6007-PLN-AGE-74-54-6025.pdf	Connection details	STRUCTURAL - 1	vendor	Approval	0
A2.0 - Rev 0	Mojave Generating Station. Alpha Plant HTF North underground gate house NW Gate House Architectural Plans, Elevations & Sections	STRUCTURAL - 1	vendor	Approval	0
A4.0 - Rev 0	Mojave Generating Station. Alpha Plant HTF North underground gate house SW Gate House Architectural Plans, Elevations & Sections	STRUCTURAL - 1	vendor	Approval	0
A5.0 - Rev 0	Mojave Generating Station. Alpha Plant HTF North underground gate house SE Gate House Architectural Plans, Elevations & Sections	STRUCTURAL - 1	vendor	Approval	0
Mojave Solar Gate Houses Calcs	Mojave Generating Station. Alpha Plant HTF North underground gate house SW Gate House Architectural Plans, Elevations & Sections	STRUCTURAL - 1	vendor	Approval	0
S1.0 - Rev 0	Structural Calculations	STRUCTURAL - 1	vendor	Approval	0
S2.0 - Rev 0	GENERAL NOTES AND DETAILS	STRUCTURAL - 1	vendor	Approval	0
S3.0 - Rev 0	NORTH - WEST GATE HOUSE FOUNDATION PLAN AND FRAMING PLAN	STRUCTURAL - 1	vendor	Approval	0
S4.0 - Rev 0	NORTH - EAST GATE HOUSE FOUNDATION PLAN AND FRAMING PLAN	STRUCTURAL - 1	vendor	Approval	0
S5.0 - Rev 0	SOUTH - WEST GATE HOUSE FOUNDATION PLAN AND FRAMING PLAN	STRUCTURAL - 1	vendor	Approval	0
S6.0 - Rev 0	SOUTH - EAST GATE HOUSE FOUNDATION PLAN AND FRAMING PLAN	STRUCTURAL - 1	vendor	Approval	0
na	FOUNDATION DETAILS	STRUCTURAL - 1	vendor	Approval	0
6007-CAL-CTS-57-52-1700	Alpha - Calculations for Solar Field Electrical Building and Transformer foundations	STRUCTURAL - 1	vendor	Approval	0
6007-CAL-CTS-57-52-6700	Beta - Calculations for Solar Field Electrical Building and Transformer foundations	STRUCTURAL - 1	vendor	Approval	0
6007-PLN-CTS-57-52-1700	Field Alpha substation Electrical Buildings and Transformer General Structural Notes	STRUCTURAL - 1	vendor	Approval	0
6007-PLN-CTS-57-52-1701	Field Alpha substation Electrical Buildings and Transformer Foundation Plan	STRUCTURAL - 1	vendor	Approval	1
6007-PLN-CTS-57-52-1702	Field Alpha substation Electrical Buildings and Transformer Foundation Plan	STRUCTURAL - 1	vendor	Approval	1
6007-PLN-CTS-57-52-1703	Field Alpha substation Electrical Buildings and Transformer Foundation Details	STRUCTURAL - 1	vendor	Approval	1
6007-PLN-CTS-57-52-6700	Field Beta substation Electrical Buildings and Transformer General Structural Notes	STRUCTURAL - 1	vendor	Approval	0
6007-PLN-CTS-57-52-6701	Field Beta substation Electrical Buildings and Transformer_Foundation Plan	STRUCTURAL - 1	vendor	Approval	1
6007-PLN-CTS-57-52-6702	Field Beta substation Electrical Buildings and Transformer Foundation Plan	STRUCTURAL - 1	vendor	Approval	1
6007-PLN-CTS-57-52-6703	Field Beta substation Electrical Buildings and Transformer Foundation Plan	STRUCTURAL - 1	vendor	Approval	1
6007-PLN-CTS-57-52-6704	Field Beta substation Electrical Buildings and Transformer Foundation Details	STRUCTURAL - 1	vendor	Approval	1
6007-PLN-ATM-57-52-1700-01	Alpha Partial Site Plan - Substation 101 Electrical Building	STRUCTURAL - 1	vendor	Approval	0
6007-PLN-ATM-57-52-1700-02	Alpha Partial Site Plan - Substation 102 Electrical Building	STRUCTURAL - 1	vendor	Approval	0
6007-PLN-ATM-57-52-1700-03	Alpha Partial Site Plan - Substation 103 Electrical Building	STRUCTURAL - 1	vendor	Approval	0
6007-PLN-ATM-57-52-1700-04	Alpha Partial Site Plan - Substation 104 Electrical Building	STRUCTURAL - 1	vendor	Approval	0
6007-PLN-ATM-57-52-6700-01	Beta Partial Site Plan - Substation 105 Electrical Building	STRUCTURAL - 1	vendor	Approval	0
6007-PLN-ATM-57-52-6700-02	Beta Partial Site Plan - Substation 106 Electrical Building	STRUCTURAL - 1	vendor	Approval	0
6007-PLN-ATM-57-52-6700-03	Beta Partial Site Plan - Substation 107 Electrical Building	STRUCTURAL - 1	vendor	Approval	0
6007-PLN-ATM-57-52-6700-04	Beta Partial Site Plan - Substation 108 Electrical Building	STRUCTURAL - 1	vendor	Approval	0
6007-PLN-ATM-57-52-6700-05	Beta Partial Site Plan - Substation 109 Electrical Building	STRUCTURAL - 1	vendor	Approval	0
Binder Layout.pdf	UPS Enclosure Drawings-Wall Elevations	STRUCTURAL - 1	vendor	Approval	D
6007-CAL-88-30-0001	Pier Foundation Loading	STRUCTURAL - 1	vendor	Approval	0
21316-B01-P3	UPS Enclosure Floor Cutout	STRUCTURAL - 1	vendor	Approval	D
6007-CTS-57-52 Electrical Bldg Comment Response	Electrical Bldg Comment Response Letter	STRUCTURAL - 1	vendor	Approval	NA
STRUC-1-37.00-A&B G3	Response Letter	STRUCTURAL - 1	vendor	Approval	NA
6007-PLN-AGE-58-52-3502	Mojave Solar Project. Alpha Plant. Electric trays support II foundation. Plan view and details	STRUCTURAL - 1	vendor	Approval	3
6007-PLN-AGE-58-54-3502	Mojave Solar Project. Alpha Plant. Electric trays support II steel structure. Plan view	STRUCTURAL - 1	vendor	Approval	4
6007-PLN-AGE-58-52-7502	Mojave Solar Project. Beta Plant. Electric trays support II foundation. Plan view and details	STRUCTURAL - 1	vendor	Approval	4
6007-PLN-AGE-58-54-7502	Mojave Solar Project. Beta Plant. Electric trays support II steel structure. Plan view	STRUCTURAL - 1	vendor	Approval	4
Plan Check Reply_STRUCT-1-31.00-A&B MV-317 E	Plan Check Reply_STRUCT-1-31.00	STRUCTURAL - 1	vendor	Approval	NA
6007-PLN-ATP-00-50-S001	General Civil and Structural Notes	STRUCTURAL - 1	vendor	Approval	3
6007-CAL-AGE-25-52-4600	Calculation report for MV-317 Exhaust support foundation power block Alpha Plant	STRUCTURAL - 1	vendor	Approval	2
6007-CAL-AGE-25-52-8600	Calculation report for MV-317 Exhaust support foundation power block Beta Plant	STRUCTURAL - 1	vendor	Approval	2
6007-PLN-AGE-25-52-4600	Field Alpha MV-317 Exhaust support foundation Cover sheet	STRUCTURAL - 1	vendor	Approval	2
6007-PLN-AGE-25-52-4620	Field Alpha MV-317 Exhaust support foundation General Notes	STRUCTURAL - 1	vendor	Approval	2
6007-PLN-AGE-25-52-4640	Field Alpha MV-317 Exhaust support foundation Plan & Details	STRUCTURAL - 1	vendor	Approval	3
6007-PLN-AGE-25-52-8600	Field Beta MV-317 Exhaust support foundation Cover sheet	STRUCTURAL - 1	vendor	Approval	3
6007-PLN-AGE-25-52-8620	Field Beta MV-317 Exhaust support foundation General Notes	STRUCTURAL - 1	vendor	Approval	2
6007-PLN-AGE-25-52-8640	Field Beta MV-317 Exhaust support foundation Plan & Details	STRUCTURAL - 1	vendor	Approval	3
Appendix D	Appendix D	STRUCTURAL - 1	vendor	Approval	NA
Plan Check Reply_STRUCT-1-31.00-A&B MV-317 E	Plan Check Reply_STRUCT-1-31.00-A&B MV-317 Exhaust Support Foundations-PC2	STRUCTURAL - 1	vendor	Approval	NA
6007-PLN-ATP-00-50-S001	General Civil and Structural Notes	STRUCTURAL - 1	vendor	Approval	3
6007-CAL-AGE-25-54-4600	Calculation report for MV-317 Exhaust support structure Alpha Plant	STRUCTURAL - 1	vendor	Approval	1
6007-CAL-AGE-25-54-8600	Calculation report for MV-317 Exhaust support structure Beta Plant	STRUCTURAL - 1	vendor	Approval	1
6007-PLN-AGE-25-54-4600	Field Alpha MV-317 Exhaust support structure Cover sheet	STRUCTURAL - 1	vendor	Approval	2
6007-PLN-AGE-25-54-4620	Field Alpha MV-317 Exhaust support structure General Notes	STRUCTURAL - 1	vendor	Approval	2
6007-PLN-AGE-25-54-4640	Field Alpha MV-317 Exhaust support structure Plan & Details	STRUCTURAL - 1	vendor	Approval	2
6007-PLN-AGE-25-54-8600	Field Beta MV-317 Exhaust support structure Cover sheet	STRUCTURAL - 1	vendor	Approval	2
6007-PLN-AGE-25-54-8620	Field Beta MV-317 Exhaust support structure General Notes	STRUCTURAL - 1	vendor	Approval	2
6007-PLN-AGE-25-54-8640	Field Beta MV-317 Exhaust support structure Plan & Details	STRUCTURAL - 1	vendor	Approval	2
ASCE 7-05 12.9.4	Reports	STRUCTURAL - 1	vendor	Approval	NA
Check fo welding	Check fo welding	STRUCTURAL - 1	vendor	Approval	NA
6007-PLN-ATP-00-50-S001	General Civil and Structural Notes	STRUCTURAL - 1	vendor	Approval	3
6007-CAL-AGE-00-52-4600	Calculation report for Electrical Trays HTF Foundations Alpha Plant	STRUCTURAL - 1	vendor	Approval	1
6007-PLN-AGE-00-52-4600	Field Alpha Electric Trays HTF Foundations Cover Sheet	STRUCTURAL - 1	vendor	Approval	1
6007-PLN-AGE-00-52-4601	Field Alpha Electric Trays HTF Foundations General Notes	STRUCTURAL - 1	vendor	Approval	0
6007-PLN-AGE-00-52-4602	Field Alpha Electric Trays HTF Foundations Plan View I	STRUCTURAL - 1	vendor	Approval	0
6007-PLN-AGE-00-52-4603	Field Alpha Electric Trays HTF Foundations Plan View II	STRUCTURAL - 1	vendor	Approval	0
6007-PLN-AGE-00-52-4604	Field Alpha Electric Trays HTF Foundations Plan View III	STRUCTURAL - 1	vendor	Approval	1
6007-PLN-AGE-00-52-4605	Field Alpha Electric Trays HTF Foundations Coordinates	STRUCTURAL - 1	vendor	Approval	1
6007-PLN-AGE-00-52-4606	Field Alpha Electric Trays HTF Foundations Section and Details	STRUCTURAL - 1	vendor	Approval	0
6007-CAL-AGE-00-54-4600	Calculation report for Electrical Trays HTF Structures Alpha Plant	STRUCTURAL - 1	vendor	Approval	1
6007-PLN-AGE-00-54-4600	Field Alpha Electric Trays HTFStructures Cover Sheet	STRUCTURAL - 1	vendor	Approval	1

ABENER TEYMA
MOJAVE

Compliance No.:	GEN-2				
Job :	Mojave Solar Project				
Date: 07/08/2014	Description: Structural Master Drawing List				
Sheet No.	Description	Applicable Condition of Certification	Vendor Supplied or EOR	Reason for Submittal	Revision
6007-PLN-AGE-00-54-4601	Field Alpha Electric Trays HTF Structures General Notes	STRUCTURAL - 1	vendor	Approval	0
6007-PLN-AGE-00-54-4602	Field Alpha Electric Trays HTF Structures Plan I View	STRUCTURAL - 1	vendor	Approval	0
6007-PLN-AGE-00-54-4603	Field Alpha Electric Trays HTF Structures Plan II View	STRUCTURAL - 1	vendor	Approval	0
6007-PLN-AGE-00-54-4604	Field Alpha Electric Trays HTF Structures Plan III View	STRUCTURAL - 1	vendor	Approval	1
6007-PLN-AGE-00-54-4605	Field Alpha Electric Trays HTF Structures Coordinates I	STRUCTURAL - 1	vendor	Approval	0
6007-PLN-AGE-00-54-4606	Field Alpha Electric Trays HTF Structures Coordinates II	STRUCTURAL - 1	vendor	Approval	1
6007-PLN-AGE-00-54-4607	Field Alpha Electric Trays HTF Structures Coordinates III	STRUCTURAL - 1	vendor	Approval	0
6007-PLN-AGE-00-54-4608	Field Alpha Electric Trays HTF Structures Section and Details I	STRUCTURAL - 1	vendor	Approval	0
6007-PLN-AGE-00-54-4609	Field Alpha Electric Trays HTF Structures Section and Details II	STRUCTURAL - 1	vendor	Approval	0
6007-PLN-AGE-00-54-4610	Field Alpha Electric Trays HTF Structures Section and Details III	STRUCTURAL - 1	vendor	Approval	0
6007-CAL-AGE-00-52-8600	Calculation report for Electrical Trays HTF Foundations Beta Plant	STRUCTURAL - 1	vendor	Approval	1
6007-PLN-AGE-00-52-8600	Field Beta Electric Trays HTF Foundations Cover Sheet	STRUCTURAL - 1	vendor	Approval	1
6007-PLN-AGE-00-52-8601	Field Beta Electric Trays HTF Foundations General Notes	STRUCTURAL - 1	vendor	Approval	0
6007-PLN-AGE-00-52-8602	Field Beta Electric Trays HTF Foundations Plan I View	STRUCTURAL - 1	vendor	Approval	0
6007-PLN-AGE-00-52-8603	Field Beta Electric Trays HTF Foundations Plan II View	STRUCTURAL - 1	vendor	Approval	0
6007-PLN-AGE-00-52-8604	Field Beta Electric Trays HTF Foundations Plan III View	STRUCTURAL - 1	vendor	Approval	1
6007-PLN-AGE-00-52-8605	Field Beta Electric Trays HTF Foundations Coordinates	STRUCTURAL - 1	vendor	Approval	1
6007-PLN-AGE-00-52-8606	Field Beta Electric Trays HTF Foundations Section and Details	STRUCTURAL - 1	vendor	Approval	0
6007-CAL-AGE-00-54-8600	Calculation report for Electrical Trays HTF Structures Beta Plant	STRUCTURAL - 1	vendor	Approval	1
6007-PLN-AGE-00-54-8600	Field Beta Electric Trays HTF Structures Cover Sheet	STRUCTURAL - 1	vendor	Approval	1
6007-PLN-AGE-00-54-8601	Field Beta Electric Trays HTF Structures General Notes	STRUCTURAL - 1	vendor	Approval	0
6007-PLN-AGE-00-54-8602	Field Beta Electric Trays HTF Structures Plan I View	STRUCTURAL - 1	vendor	Approval	0
6007-PLN-AGE-00-54-8603	Field Beta Electric Trays HTF Structures Plan II View	STRUCTURAL - 1	vendor	Approval	0
6007-PLN-AGE-00-54-8604	Field Beta Electric Trays HTF Structures Plan III View	STRUCTURAL - 1	vendor	Approval	1
6007-PLN-AGE-00-54-8605	Field Beta Electric Trays HTF Structures Coordinates I	STRUCTURAL - 1	vendor	Approval	0
6007-PLN-AGE-00-54-8606	Field Beta Electric Trays HTF Structures Coordinates II	STRUCTURAL - 1	vendor	Approval	1
6007-PLN-AGE-00-54-8607	Field Beta Electric Trays HTF Structures Coordinates III	STRUCTURAL - 1	vendor	Approval	0
6007-PLN-AGE-00-54-8608	Field Beta Electric Trays HTF Structures Section and Details I	STRUCTURAL - 1	vendor	Approval	0
44539-Calculations	Calculation for Water Treatment Building	STRUCTURAL - 1	vendor	Approval	0
6007-PLN-ARB-12-52-0001	Alpha and Beta Plant Water Treatment Building Column Location Plan	STRUCTURAL - 1	vendor	Approval	0
6007-PLN-ARB-12-52-0002	Alpha and Beta Plant Water Treatment Building Lean-to Column Location Plan	STRUCTURAL - 1	vendor	Approval	0
6007-PLN-ARB-12-52-0003	Alpha and Beta Plant Water Treatment Building Column Base Plate Details	STRUCTURAL - 1	vendor	Approval	0
6007-PLN-ARB-12-52-0004	Alpha and Beta Plant Water Treatment Building Column Base Plate Details & Sections	STRUCTURAL - 1	vendor	Approval	0
6007-PLN-ARB-12-52-0005	Alpha and Beta Plant Water Treatment Building Col. React. & Nts for Lines B,C,D,E,F,G & Bracing	STRUCTURAL - 1	vendor	Approval	0
6007-PLN-ARB-12-52-0006	Alpha and Beta Plant Water Treatment Building Col. Reaction & Nts for Lines A & G & Endwall Col.	STRUCTURAL - 1	vendor	Approval	0
6007-PLN-ARB-12-52-0007	Alpha and Beta Plant Water Treatment Building Lean-to Column Reac.& Nts for Lines B,C,D & E.2	STRUCTURAL - 1	vendor	Approval	0
6007-PLN-ARB-12-52-0008	Alpha and Beta Plant Water Treatment Building Lean-to Column Reac.& Nts for Lines F.4 & G	STRUCTURAL - 1	vendor	Approval	0
6007-PLN-ARB-12-54-0001	Alpha and Beta Plant Water Treatment Building Structural Design & Mat'l Specifications	STRUCTURAL - 1	vendor	Approval	0
6007-PLN-ARB-12-54-0002	Alpha and Beta Plant Water Treatment Building Wind loads and Notes	STRUCTURAL - 1	vendor	Approval	0
6007-PLN-ARB-12-54-0003	Alpha and Beta Plant Water Treatment Building Roof Framing Plan & Wall F.O. description	STRUCTURAL - 1	vendor	Approval	0
6007-PLN-ARB-12-54-0004	Alpha and Beta Plant Water Treatment Building Lean-to Framing Plan	STRUCTURAL - 1	vendor	Approval	0
6007-PLN-ARB-12-54-0005	Alpha and Beta Plant Water Treatment Building Roof Sheeting Plan	STRUCTURAL - 1	vendor	Approval	0
6007-PLN-ARB-12-54-0006	Alpha and Beta Plant Water Treatment Building Lean-to Roof sheeting Plan	STRUCTURAL - 1	vendor	Approval	0
6007-PLN-ARB-12-54-0007	Alpha and Beta Plant Water Treatment Building Line 12 Elevations & Portal Detail	STRUCTURAL - 1	vendor	Approval	0
6007-PLN-ARB-12-54-0008	Alpha and Beta Plant Water Treatment Building Line 2 Elevations & Lean-to Rafter Support Detail	STRUCTURAL - 1	vendor	Approval	0
6007-PLN-ARB-12-54-0009	Alpha and Beta Plant Water Treatment Building Line 1 Structural & Sheeting Elevations	STRUCTURAL - 1	vendor	Approval	0
6007-PLN-ARB-12-54-0010	Alpha and Beta Plant Water Treatment Building Line A Structural & Sheeting Elevations	STRUCTURAL - 1	vendor	Approval	0
6007-PLN-ARB-12-54-0011	Alpha and Beta Plant Water Treatment Building Line G Structural & Sheeting Elevations	STRUCTURAL - 1	vendor	Approval	0
6007-PLN-ARB-12-54-0012	Alpha and Beta Plant Water Treatment Building Line B & F.4 Structural & Sheeting Elevations	STRUCTURAL - 1	vendor	Approval	0
6007-PLN-ARB-12-54-0013	Alpha and Beta Plant Water Treatment Building Line D Structural & Sheeting Elevations	STRUCTURAL - 1	vendor	Approval	0
6007-PLN-ARB-12-54-0014	Alpha and Beta Plant Water Treatment Building Line 2 & 12 Int. Wall Liner Elev. & Details	STRUCTURAL - 1	vendor	Approval	0
6007-PLN-ARB-12-54-0015	Alpha and Beta Plant Water Treatment Building Line A & G Int. Wall Liner Elev. & Details	STRUCTURAL - 1	vendor	Approval	0
6007-PLN-ARB-12-54-0016	Alpha and Beta Plant Water Treatment Building Line B, C,&D Rigid Frame Elevation	STRUCTURAL - 1	vendor	Approval	0
6007-PLN-ARB-12-54-0017	Alpha and Beta Plant Water Treatment Building Line E & F Rigid Frame Elevation	STRUCTURAL - 1	vendor	Approval	0
6007-PLN-ARB-12-54-0018	Alpha and Beta Plant Water Treatment Building Line G Rigid Frame Elevation	STRUCTURAL - 1	vendor	Approval	0
6007-PLN-ARB-12-54-0019	Alpha and Beta Plant Water Treatment Building Line E.2 Rigid Frame Elevation	STRUCTURAL - 1	vendor	Approval	0
6007-PLN-ARB-12-54-0020	Alpha and Beta Plant Water Treatment Building Line F.4 Rigid Frame Elevation	STRUCTURAL - 1	vendor	Approval	0
6007-PLN-ARB-12-54-0021	Alpha and Beta Plant Water Treatment Building Structural & Sheeting Details	STRUCTURAL - 1	vendor	Approval	0
6007-PLN-ARB-12-54-0022	Alpha and Beta Plant Water Treatment Building Structural & Sheeting Details	STRUCTURAL - 1	vendor	Approval	0
6007-PLN-ARB-12-54-0023	Alpha and Beta Plant Water Treatment Building Structural & Sheeting Details	STRUCTURAL - 1	vendor	Approval	0
6007-PLN-ARB-12-54-0024	Alpha and Beta Plant Water Treatment Building Standing Seam Roof Sheeting Details	STRUCTURAL - 1	vendor	Approval	0
6007-PLN-ARB-12-54-0025	Alpha and Beta Plant Water Treatment Building Standing Seam Roof Struc. Brc. Details	STRUCTURAL - 1	vendor	Approval	0
6007-PLN-ARB-12-54-0026	Alpha and Beta Plant Water Treatment Building Steel Fabrication Structural Weld Details	STRUCTURAL - 1	vendor	Approval	0
6007-PLN-ARB-12-54-0027	Alpha and Beta Plant Water Treatment Building Steel Fabrication Struct. Welding Procedure	STRUCTURAL - 1	vendor	Approval	0
6007-CAL-AGE-58-54-1100	CALCULATION REPORT FOR PSV PLATFORM IN SOUTH RACK 1. ALPHA PLANT	STRUCTURAL - 1	vendor	Approval	4
6007-PLN-AGE-58-54-1100	MOJAVE SOLAR PROJECT ALPHA SOLAR FIELD. PSV PLATFORM IN SOUTH RACK 1. COVER SHEET	STRUCTURAL - 1	vendor	Approval	4
6007-PLN-AGE-58-54-1101	MOJAVE SOLAR PROJECT ALPHA SOLAR FIELD. PSV PLATFORM IN SOUTH RACK 1.GENERAL NOTES	STRUCTURAL - 1	vendor	Approval	4
6007-PLN-AGE-58-54-1102	MOJAVE SOLAR PROJECT ALPHA SOLAR FIELD. PSV PLATFORM IN SOUTH RACK 1. PLAN, ELEVATION	STRUCTURAL - 1	vendor	Approval	5
6007-PLN-AGE-58-54-1103	MOJAVE SOLAR PROJECT ALPHA SOLAR FIELD. PSV PLATFORM IN SOUTH RACK 1. PLAN, ELEVATION AND DETAILS	STRUCTURAL - 1	vendor	Approval	4
6007-CAL-AGE-58-54-5100	CALCULATION REPORT FOR PSV PLATFORM IN SOUTH RACK 1. BETA PLANT	STRUCTURAL - 1	vendor	Approval	4
6007-PLN-AGE-58-54-5100	MOJAVE SOLAR PROJECT BETA SOLAR FIELD. PSV PLATFORM IN SOUTH RACK 1. COVER SHEET	STRUCTURAL - 1	vendor	Approval	4
6007-PLN-AGE-58-54-5101	MOJAVE SOLAR PROJECT BETA SOLAR FIELD. PSV PLATFORM IN SOUTH RACK 1.GENERAL NOTES	STRUCTURAL - 1	vendor	Approval	5
6007-PLN-AGE-58-54-5102	MOJAVE SOLAR PROJECT BETA SOLAR FIELD. PSV PLATFORM IN SOUTH RACK 1. PLAN, ELEVATION AND DETAILS	STRUCTURAL - 1	vendor	Approval	4
6007-PLN-AGE-58-54-5103	MOJAVE SOLAR PROJECT BETA SOLAR FIELD. PSV PLATFORM IN SOUTH RACK 1. PLAN, ELEVATION AND DETAILS	STRUCTURAL - 1	vendor	Approval	4
Revision letter_CIVIL-1-4.05	STRUC-1-4.05-PSV Platform in South Rack 1	STRUCTURAL - 1	vendor	Approval	NA
ab26_S0.1	General Structural Notes	STRUCTURAL - 1	vendor	Approval	4
ab26_S1.1	Mat Foundation Plan- Alpha Site	STRUCTURAL - 1	vendor	Approval	4
ab26_S2.1	Foor Framing Plan-Alpha Site	STRUCTURAL - 1	vendor	Approval	4
ab26_S3.1	Foundation Details	STRUCTURAL - 1	vendor	Approval	4
bb26_S0.1	General Structural Notes	STRUCTURAL - 1	vendor	Approval	4
bb26_S1.1	Mat Foundation Plan- Beta Site	STRUCTURAL - 1	vendor	Approval	4
bb26_S2.1	Foor Framing Plan-Beta Site	STRUCTURAL - 1	vendor	Approval	4
bb26_S3.1	Foundation Details	STRUCTURAL - 1	vendor	Approval	4
20130808_ds	Electrical Buildings Submittal -Cover Letter	STRUCTURAL - 1	vendor	Approval	NA
A1.0 - Rev 1	Mojave generating station. Alpha Plant HTF North underground gate house NW Gate House Architectural Plans, Elevations & Sections	STRUCTURAL - 1	vendor	Approval	1

ABENER TEYMA
MOJAVE

Compliance No.:	GEN-2				
Job :	Mojave Solar Project				
Date: 07/08/2014	Description: Structural Master Drawing List				
Sheet No.	Description	Applicable Condition of Certification	Vendor Supplied or EOR	Reason for Submittal	Revision
A2.0 - Rev 1	Mojave generating station. Alpha Plant HTF North underground gate house NE Gate House Architectural Plans, Elevations & Sections	STRUCTURAL - 1	vendor	Approval	1
A3.0 - Rev 1	Mojave generating station. Alpha Plant HTF North underground gate house SW Gate House Architectural Plans, Elevations & Sections	STRUCTURAL - 1	vendor	Approval	1
A4.0 - Rev 1	Mojave generating station. Alpha Plant HTF North underground gate house SE Gate House Architectural Plans, Elevations & Sections	STRUCTURAL - 1	vendor	Approval	1
A5.0 - Rev 1	Mojave generating station. Alpha Plant HTF North underground gate house Gate House Architectural Details	STRUCTURAL - 1	vendor	Approval	1
Coversheet - Rev 1	Mojave generating station. Alpha Plant HTF North & South underground gate house Coversheet	STRUCTURAL - 1	vendor	Approval	1
Mojave Solar Gate Houses Calcs	Structural Calculations	STRUCTURAL - 1	vendor	Approval	1
Responses 7-11-13 to BV_Comment_Letter_-_CIVIL	CIVIL-1-20.02-HTF Underground Crossing Tunnel Gate (Valve) Houses	STRUCTURAL - 1	vendor	Approval	
S1.0 - Rev 1	General Notes and Details	STRUCTURAL - 1	vendor	Approval	1
S1.1 - Rev 1	Statement of Special Inspections	STRUCTURAL - 1	vendor	Approval	1
S2.0 - Rev 1	North-West Gate House Foundation Plan and Framing Plan	STRUCTURAL - 1	vendor	Approval	1
S3.0 - Rev 1	North-East Gate House Foundation Plan and Framing Plan	STRUCTURAL - 1	vendor	Approval	1
S4.0 - Rev 1	South-West Gate House Foundation Plan and Framing Plan	STRUCTURAL - 1	vendor	Approval	1
S5.0 - Rev 1	South-East Gate House Foundation Plan and Framing Plan	STRUCTURAL - 1	vendor	Approval	1
S6.0 - Rev 1	Foundation and Framing Details	STRUCTURAL - 1	vendor	Approval	1
ab26_s01	General Notes	STRUCTURAL - 1	vendor	Approval	0
ab26_1	Building #26 Alpha Site Layout	STRUCTURAL - 1	vendor	Approval	0
ab26_2	Building #26 Alpha Site Embed Plate Layout	STRUCTURAL - 1	vendor	Approval	0
ab26_3	Building #26 Alpha Site Floor Framing Plan	STRUCTURAL - 1	vendor	Approval	0
ab26_4	Building #26 Alpha Site Detail	STRUCTURAL - 1	vendor	Approval	0
ab26_5	Building #26 Alpha Site Detail	STRUCTURAL - 1	vendor	Approval	0
ab26_6	Building #26 Alpha Site Assembly Plan	STRUCTURAL - 1	vendor	Approval	0
ab26_7	Building #26 Alpha Site Base Plan	STRUCTURAL - 1	vendor	Approval	0
ab26_8	Building #26 Alpha Site Base Plan	STRUCTURAL - 1	vendor	Approval	0
ab26_9	Building #26 Alpha Site Base Blockout Plan	STRUCTURAL - 1	vendor	Approval	0
ab26_10	Building #26 Alpha Site Base Blockout Plan	STRUCTURAL - 1	vendor	Approval	0
ab26_11	Building #26 Alpha Site Roof Plan	STRUCTURAL - 1	vendor	Approval	0
ab26_12	Building #26 Alpha Site Roof Plan	STRUCTURAL - 1	vendor	Approval	0
ab26_13	Building #26 Alpha Site Roof and Assembly Plan	STRUCTURAL - 1	vendor	Approval	0
ab26_14	Building #26 Alpha Site Wall Blockout Plan	STRUCTURAL - 1	vendor	Approval	0
ab26_15	Building #26 Alpha Site Wall Plan	STRUCTURAL - 1	vendor	Approval	0
ab26_16	Building #26 Alpha Site Wall Blockout Plan	STRUCTURAL - 1	vendor	Approval	0
ab26_17	Building #26 Alpha Site Wall Blockout Plan	STRUCTURAL - 1	vendor	Approval	0
ab26_18	Building #26 Alpha Site Wall Plan	STRUCTURAL - 1	vendor	Approval	0
ab26_19	Building #26 Alpha Site Wall Assembly Plan	STRUCTURAL - 1	vendor	Approval	0
ab26_20	Building #26 Alpha Site Wall Plan	STRUCTURAL - 1	vendor	Approval	0
ab26_21	Building #26 Alpha Site Wall Plan	STRUCTURAL - 1	vendor	Approval	0
ab26_22	Building #26 Alpha Site Wall Blockout Plan	STRUCTURAL - 1	vendor	Approval	0
ab26_23	Building #26 Alpha Site Wall Plan	STRUCTURAL - 1	vendor	Approval	0
ab26_24	Building #26 Alpha Site Wall Blockout Plan	STRUCTURAL - 1	vendor	Approval	0
ab26_25	Building #26 Alpha Site Wall Plan	STRUCTURAL - 1	vendor	Approval	0
ab26_26	Building #26 Alpha Site Wall Blockout Plan	STRUCTURAL - 1	vendor	Approval	0
ab26_27	Building #26 Alpha Site Wall Assembly Plan	STRUCTURAL - 1	vendor	Approval	0
ab26_28	Building #26 Alpha Site Wall Plan	STRUCTURAL - 1	vendor	Approval	0
ab26_29	Building #26 Alpha Site Wall Plan	STRUCTURAL - 1	vendor	Approval	0
ab26_30	Building #26 Alpha Site Wall Blockout Plan	STRUCTURAL - 1	vendor	Approval	0
ab26_31	Building #26 Alpha SiteWall Plan	STRUCTURAL - 1	vendor	Approval	0
ab26_32	Building #26 Alpha Site Wall Plan	STRUCTURAL - 1	vendor	Approval	0
ab26_33	Building #26 Alpha Site Wall Blockout Plan	STRUCTURAL - 1	vendor	Approval	0
ab26_34	Building #26 Alpha Site Wall Assembly Plan	STRUCTURAL - 1	vendor	Approval	0
ab26_35	Building #26 Alpha Site Wall Plan	STRUCTURAL - 1	vendor	Approval	0
ab26_36	Building #26 Alpha Site Wall Plan	STRUCTURAL - 1	vendor	Approval	0
ab26_37	Building #26 Alpha Site Wall Plan	STRUCTURAL - 1	vendor	Approval	0
ab26_38	Building #26 Alpha Site Wall Assembly Plan	STRUCTURAL - 1	vendor	Approval	0
ab26_39	Building #26 Alpha Site Wall Plan	STRUCTURAL - 1	vendor	Approval	0
ab26_40	Building #26 Alpha Site Wall Plan	STRUCTURAL - 1	vendor	Approval	0
ab26_41	Building #26 Alpha Site Wall Assembly Plan	STRUCTURAL - 1	vendor	Approval	0
ab26_42	Building #26 Alpha Site Wall Plan	STRUCTURAL - 1	vendor	Approval	0
ab26_43	Building #26 Alpha Site Rebar Plan	STRUCTURAL - 1	vendor	Approval	0
ab26_44	Building #26 Alpha Site Rebar Plan	STRUCTURAL - 1	vendor	Approval	0
ab26_45	Building #26 Alpha Site Roof Rebar Plan	STRUCTURAL - 1	vendor	Approval	0
ab26_46	Building #26 Alpha Site Roof Rebar Plan	STRUCTURAL - 1	vendor	Approval	0
ab26_47	Building #26 Alpha Site Wall Rebar	STRUCTURAL - 1	vendor	Approval	0
ab26_48	Building #26 Alpha Site Wall Rebar	STRUCTURAL - 1	vendor	Approval	0
ab26_49	Building #26 Alpha Site Wall Rebar	STRUCTURAL - 1	vendor	Approval	0
ab26_50	Building #26 Alpha Site Wall Rebar	STRUCTURAL - 1	vendor	Approval	0
ab26_51	Building #26 Alpha Site Wall Rebar	STRUCTURAL - 1	vendor	Approval	0
ab26_52	Building #26 Alpha Site Details	STRUCTURAL - 1	vendor	Approval	0
ab26_53	Building #26 Alpha Site Details	STRUCTURAL - 1	vendor	Approval	0
ab26_54	Building #26 Alpha Site Details	STRUCTURAL - 1	vendor	Approval	0
ab26_55	Building #26 Alpha Site Details	STRUCTURAL - 1	vendor	Approval	0
ab26_56	Building #26 Alpha Site Details	STRUCTURAL - 1	vendor	Approval	0
ab26_57	Building #26 Alpha Site Details	STRUCTURAL - 1	vendor	Approval	0
ab26_58	Building #26 Alpha Site Details	STRUCTURAL - 1	vendor	Approval	0
ab26_59	Building #26 Alpha Site Details	STRUCTURAL - 1	vendor	Approval	0
bb26_s01	General Structural Notes-Beta	STRUCTURAL - 1	vendor	Approval	4
bb26_1	Building #26 Beta Site Layout	STRUCTURAL - 1	vendor	Approval	0
bb26_2	Building #26 Beta Site Embed Plate Layout	STRUCTURAL - 1	vendor	Approval	0
bb26_3	Building #26 Beta Site Framing & Embed Plate layout	STRUCTURAL - 1	vendor	Approval	0
bb26_4	Building #26 Beta Site Detail	STRUCTURAL - 1	vendor	Approval	0
bb26_5	Building #26 Beta Site Detail	STRUCTURAL - 1	vendor	Approval	0
bb26_6	Building #26 Beta Site Base Assembly Plan	STRUCTURAL - 1	vendor	Approval	0
bb26_7	Building #26 Beta Site Base Plan	STRUCTURAL - 1	vendor	Approval	0
bb26_8	Building #26 Beta Site Base Plan	STRUCTURAL - 1	vendor	Approval	0
bb26_9	Building #26 Beta Site Base Blockout Plan	STRUCTURAL - 1	vendor	Approval	0
bb26_10	Building #26 Beta Site Base Blockout Plan	STRUCTURAL - 1	vendor	Approval	0

ABENER TEYMA MOJAVE

Compliance No.:	GEN-2				
Job :	Mojave Solar Project				
Date: 07/08/2014	Description: Structural Master Drawing List				
Sheet No.	Description	Applicable Condition of Certification	Vendor Supplied or EOR	Reason for Submittal	Revision
bb26_11	Building #26 Beta Site Roof Plan	STRUCTURAL - 1	vendor	Approval	0
bb26_12	Building #26 Beta Site Roof Plan	STRUCTURAL - 1	vendor	Approval	0
bb26_13	Building #26 Beta Site Roof and Assembly Plan	STRUCTURAL - 1	vendor	Approval	0
bb26_14	Building #26 Beta Site Wall Blockout Plan	STRUCTURAL - 1	vendor	Approval	0
bb26_15	Building #26 Beta Site Wall Plan	STRUCTURAL - 1	vendor	Approval	0
bb26_16	Building #26 Beta Site Wall Blockout Plan	STRUCTURAL - 1	vendor	Approval	0
bb26_17	Building #26 Beta Site Wall Blockout Plan	STRUCTURAL - 1	vendor	Approval	0
bb26_18	Building #26 Beta SiteWall Plan	STRUCTURAL - 1	vendor	Approval	0
bb26_19	Building #26 Beta Site Wall Assembly Plan	STRUCTURAL - 1	vendor	Approval	0
bb26_20	Building #26 Beta SiteWall Plan	STRUCTURAL - 1	vendor	Approval	0
bb26_21	Building #26 Beta Site Wall Plan	STRUCTURAL - 1	vendor	Approval	0
bb26_22	Building #26 Beta Site Wall Blockout Plan	STRUCTURAL - 1	vendor	Approval	0
bb26_23	Building #26 Beta Site Wall Plan	STRUCTURAL - 1	vendor	Approval	0
bb26_24	Building #26 Beta Site Wall Blockout Plan	STRUCTURAL - 1	vendor	Approval	0
bb26_25	Building #26 Beta Site Wall Plan	STRUCTURAL - 1	vendor	Approval	0
bb26_26	Building #26 Beta Site Wall Blockout Plan	STRUCTURAL - 1	vendor	Approval	0
bb26_27	Building #26 Beta Site Wall Assembly Plan	STRUCTURAL - 1	vendor	Approval	0
bb26_28	Building #26 Beta Site Wall Plan	STRUCTURAL - 1	vendor	Approval	0
bb26_29	Building #26 Beta Site Wall Plan	STRUCTURAL - 1	vendor	Approval	0
bb26_30	Building #26 Beta Site Wall Blockout Plan	STRUCTURAL - 1	vendor	Approval	0
bb26_31	Building #26 Beta Site Wall Plan	STRUCTURAL - 1	vendor	Approval	0
bb26_32	Building #26 Beta Site Wall Plan	STRUCTURAL - 1	vendor	Approval	0
bb26_33	Building #26 Beta Site Wall Blockout Plan	STRUCTURAL - 1	vendor	Approval	0
bb26_34	Building #26 Beta Site Wall Assembly Plan	STRUCTURAL - 1	vendor	Approval	0
bb26_35	Building #26 Beta Site Wall Plan	STRUCTURAL - 1	vendor	Approval	0
bb26_36	Building #26 Beta Site Wall Blockout Plan	STRUCTURAL - 1	vendor	Approval	0
bb26_37	Building #26 Beta Site Wall Blockout Plan	STRUCTURAL - 1	vendor	Approval	0
bb26_38	Building #26 Beta Site Wall Assembly Plan	STRUCTURAL - 1	vendor	Approval	0
bb26_39	Building #26 Beta SiteWall Plan	STRUCTURAL - 1	vendor	Approval	0
bb26_40	Building #26 Beta SiteWall Plan	STRUCTURAL - 1	vendor	Approval	0
bb26_41	Building #26 Beta Site Wall Assembly Plan	STRUCTURAL - 1	vendor	Approval	0
bb26_42	Building #26 Beta SiteWall Plan	STRUCTURAL - 1	vendor	Approval	0
bb26_43	Building #26 Beta SiteRebar Plan	STRUCTURAL - 1	vendor	Approval	0
bb26_44	Building #26 Beta Site Rebar Plan	STRUCTURAL - 1	vendor	Approval	0
bb26_45	Building #26 Beta Site Roof Rebar Plan	STRUCTURAL - 1	vendor	Approval	0
bb26_46	Building #26 Beta Site Roof Rebar Plan	STRUCTURAL - 1	vendor	Approval	0
bb26_47	Building #26 Beta Site Wall Rebar	STRUCTURAL - 1	vendor	Approval	0
bb26_48	Building #26 Beta Site Wall Rebar	STRUCTURAL - 1	vendor	Approval	0
bb26_49	Building #26 Beta Site Wall Rebar	STRUCTURAL - 1	vendor	Approval	0
bb26_50	Building #26 Beta Site Wall Rebar	STRUCTURAL - 1	vendor	Approval	0
bb26_51	Building #26 Beta Site Wall Rebar	STRUCTURAL - 1	vendor	Approval	0
bb26_52	Building #26 Beta Site Details	STRUCTURAL - 1	vendor	Approval	0
bb26_53	Building #26 Beta Site Details	STRUCTURAL - 1	vendor	Approval	0
bb26_54	Building #26 Beta Site Details	STRUCTURAL - 1	vendor	Approval	0
bb26_55	Building #26 Beta Site Details	STRUCTURAL - 1	vendor	Approval	0
bb26_56	Building #26 Beta Site Details	STRUCTURAL - 1	vendor	Approval	0
bb26_57	Building #26 Beta Site Details	STRUCTURAL - 1	vendor	Approval	0
bb26_58	Building #26 Beta Site Details	STRUCTURAL - 1	vendor	Approval	0
bb26_59	Building Assembly Plan	STRUCTURAL - 1	vendor	Approval	0
Cover Letter 20130812	Cover Letter	STRUCTURAL - 1	vendor	Approval	0
6007-PLN-AGE-57-31-6105_R2	Beta Plant Solar Field 105 LV & FO Cable Trenching Plan	STRUCTURAL - 1	vendor	Approval	R2
ab27_S0.1	General Structural Notes	STRUCTURAL - 1	vendor	Approval	4
ab27_S1.1	Mat Foundation Plan - Alpha Site	STRUCTURAL - 1	vendor	Approval	4
ab27_S2.1	Floor Framing Plan - Alpah Site	STRUCTURAL - 1	vendor	Approval	4
ab27_S3.1	Foundation Details	STRUCTURAL - 1	vendor	Approval	4
MojaveBldg27StrucCalcs	Structural Calculations	STRUCTURAL - 1	vendor	Approval	0
bb27_S0.1	General Structural Notes	STRUCTURAL - 1	vendor	Approval	4
bb27_S1.1	Mat Foundation Plan - Beta Site	STRUCTURAL - 1	vendor	Approval	4
bb27_S2.1	Floor Framing Plan - Beta Site	STRUCTURAL - 1	vendor	Approval	4
bb27_S3.1	Foundation Details	STRUCTURAL - 1	vendor	Approval	4
Response Letter_20130813	Abengoa Mojave Solar Electrical Building #27 Submittal	STRUCTURAL - 1	vendor	Approval	NA
6007-CAL-AGE-58-54-1100	CALCULATION REPORT FOR PSV PLATFORM IN SOUTH RACK 1. ALPHA PLANT	STRUCTURAL - 1	vendor	Approval	4
6007-PLN-AGE-58-54-1100	MOJAVE SOLAR PROJECT ALPHA SOLAR FIELD. PSV PLATFORM IN SOUTH RACK 1. COVER SHEET	STRUCTURAL - 1	vendor	Approval	4
6007-PLN-AGE-58-54-1101	MOJAVE SOLAR PROJECT ALPHA SOLAR FIELD. PSV PLATFORM IN SOUTH RACK 1.GENERAL NOTES	STRUCTURAL - 1	vendor	Approval	4
6007-PLN-AGE-58-54-1102	MOJAVE SOLAR PROJECT ALPHA SOLAR FIELD. PSV PLATFORM IN SOUTH RACK 1. PLAN, ELEVATION	STRUCTURAL - 1	vendor	Approval	5
6007-PLN-AGE-58-54-1103	MOJAVE SOLAR PROJECT ALPHA SOLAR FIELD. PSV PLATFORM IN SOUTH RACK 1. PLAN, ELEVATION AND DETAILS	STRUCTURAL - 1	vendor	Approval	4
6007-CAL-AGE-58-54-5100	CALCULATION REPORT FOR PSV PLATFORM IN SOUTH RACK 1. BETA PLANT	STRUCTURAL - 1	vendor	Approval	4
6007-PLN-AGE-58-54-5100	MOJAVE SOLAR PROJECT BETA SOLAR FIELD. PSV PLATFORM IN SOUTH RACK 1. COVER SHEET	STRUCTURAL - 1	vendor	Approval	4
6007-PLN-AGE-58-54-5101	MOJAVE SOLAR PROJECT BETA SOLAR FIELD. PSV PLATFORM IN SOUTH RACK 1.GENERAL NOTES	STRUCTURAL - 1	vendor	Approval	6
6007-PLN-AGE-58-54-5102	MOJAVE SOLAR PROJECT BETA SOLAR FIELD. PSV PLATFORM IN SOUTH RACK 1. PLAN, ELEVATION AND DETAILS	STRUCTURAL - 1	vendor	Approval	4
6007-PLN-AGE-58-54-5103	MOJAVE SOLAR PROJECT BETA SOLAR FIELD. PSV PLATFORM IN SOUTH RACK 1. PLAN, ELEVATION AND DETAILS	STRUCTURAL - 1	vendor	Approval	4
STRUC-1-4.05-PSV Platform in South Rack 1	Cover Letter	STRUCTURAL - 1	vendor	Approval	NA
6007-CAL-AGE-58-54-6345	Calculation report for HTF filter platforms connections Beta Plant	STRUCTURAL - 1	vendor	Approval	0
6007-CAL-AGE-58-54-2345	Calculation report for HTF filter platforms connections Alpha Plant	STRUCTURAL - 1	vendor	Approval	0
6007-PLN-AGE-58-54-2345 - 2359	Mojave Solar Project Field Alpha HTF Main Pumps filter auxiliary platforms Cover Sheet	STRUCTURAL - 1	vendor	Approval	0
6007-PLN-AGE-58-54-6345 - 6359	Mojave Solar Project Field Beta Plant HTF Main pumps filters auxiliary platforms Platform1. Structure steel, frames	STRUCTURAL - 1	vendor	Approval	0
ab27_1	Building #27 Alpha Plant Layout	STRUCTURAL - 1	vendor	Approval	0
ab27_2	Building #27 Alpha Plant Building Floor Columns/Beams Layout	STRUCTURAL - 1	vendor	Approval	0
ab27_3	Building #27 Alpha Plant Floor Framing Plan & Embed Plate layout	STRUCTURAL - 1	vendor	Approval	0
ab27_4	Building #27 Alpha Plant Detail	STRUCTURAL - 1	vendor	Approval	0
ab27_5	Building #27 Alpha Plant Detail	STRUCTURAL - 1	vendor	Approval	0
ab27_6	Building #27 Alpha Plant Base Plan & Blockout Plan	STRUCTURAL - 1	vendor	Approval	0
ab27_7	Building #27 Alpha Plant Base Plan & Blockout Plan	STRUCTURAL - 1	vendor	Approval	0
ab27_8	Building #27 Alpha Plant Base Plan & Blockout Plan	STRUCTURAL - 1	vendor	Approval	0
ab27_9	Building #27 Alpha Plant Base Plan & Blockout Plan	STRUCTURAL - 1	vendor	Approval	0

ABENER TEYMA MOJAVE

Compliance No.:	GEN-2				
Job :	Mojave Solar Project				
Date: 07/08/2014	Description: Structural Master Drawing List				
Sheet No.	Description	Applicable Condition of Certification	Vendor Supplied or EOR	Reason for Submittal	Revision
ab27_10	Building #27 Alpha Plant Base Plan & Blockout Plan	STRUCTURAL - 1	vendor	Approval	0
ab27_11	Building #27 Alpha Plant Base Plan & Blockout Plan	STRUCTURAL - 1	vendor	Approval	0
ab27_12	Building #27 Alpha Plant Base Assembly Plan	STRUCTURAL - 1	vendor	Approval	0
ab27_13	Building #27 Alpha Plant Roof Plan	STRUCTURAL - 1	vendor	Approval	0
ab27_14	Building #27 Alpha Plant Roof Plan	STRUCTURAL - 1	vendor	Approval	0
ab27_15	Building #27 Alpha Plant Roof Plan	STRUCTURAL - 1	vendor	Approval	0
ab27_16	Building #27 Alpha Plant Roof Plan	STRUCTURAL - 1	vendor	Approval	0
ab27_17	Building #27 Alpha Plant Roof Plan	STRUCTURAL - 1	vendor	Approval	0
ab27_18	Building #27 Alpha Plant Roof Plan	STRUCTURAL - 1	vendor	Approval	0
ab27_19	Building #27 Alpha Plant Roof Assembly Plan	STRUCTURAL - 1	vendor	Approval	0
ab27_20	Building #27 Alpha Plant Wall Plan	STRUCTURAL - 1	vendor	Approval	0
ab27_21	Building #27 Alpha Plant Wall Plan	STRUCTURAL - 1	vendor	Approval	0
ab27_22	Building #27 Alpha Plant Wall Blockout Plan	STRUCTURAL - 1	vendor	Approval	0
ab27_23	Building #27 Alpha Plant Wall Plan & Wall Blockout Plan	STRUCTURAL - 1	vendor	Approval	0
ab27_24	Building #27 Alpha Plant Wall Plan	STRUCTURAL - 1	vendor	Approval	0
ab27_25	Building #27 Alpha Plant Wall Blockout Plan	STRUCTURAL - 1	vendor	Approval	0
ab27_26	Building #27 Alpha Plant Wall Plan	STRUCTURAL - 1	vendor	Approval	0
ab27_27	Building #27 Alpha Plant Wall Blockout Plan	STRUCTURAL - 1	vendor	Approval	0
ab27_28	Building #27 Alpha Plant Wall Plan	STRUCTURAL - 1	vendor	Approval	0
ab27_29	Building #27 Alpha Plant Wall Blockout Plan	STRUCTURAL - 1	vendor	Approval	0
ab27_30	Building #27 Alpha Plant Wall Plan	STRUCTURAL - 1	vendor	Approval	0
ab27_31	Building #27 Alpha Plant Wall Assembly Plan	STRUCTURAL - 1	vendor	Approval	0
ab27_32	Building #27 Alpha Plant Wall Plan	STRUCTURAL - 1	vendor	Approval	0
ab27_33	Building #27 Alpha Plant Wall Plan & Blockout Plan	STRUCTURAL - 1	vendor	Approval	0
ab27_34	Building #27 Alpha Plant Wall Plan	STRUCTURAL - 1	vendor	Approval	0
ab27_35	Building #27 Alpha Plant Wall Assembly Plan	STRUCTURAL - 1	vendor	Approval	0
ab27_36	Building #27 Alpha Plant Wall Plan	STRUCTURAL - 1	vendor	Approval	0
ab27_37	Building #27 Alpha Plant Wall Plan	STRUCTURAL - 1	vendor	Approval	0
ab27_38	Building #27 Alpha Plant Wall Plan	STRUCTURAL - 1	vendor	Approval	0
ab27_39	Building #27 Alpha Plant Wall Plan	STRUCTURAL - 1	vendor	Approval	0
ab27_40	Building #27 Alpha Plant Wall Blockout Plan	STRUCTURAL - 1	vendor	Approval	0
ab27_41	Building #27 Alpha Plant Wall Plan	STRUCTURAL - 1	vendor	Approval	0
ab27_42	Building #27 Alpha Plant Wall Plan & Blockout Plan	STRUCTURAL - 1	vendor	Approval	0
ab27_43	Building #27 Alpha Plant Wall Plan	STRUCTURAL - 1	vendor	Approval	0
ab27_44	Building #27 Alpha Plant Wall Blockout Plan	STRUCTURAL - 1	vendor	Approval	0
ab27_45	Building #27 Alpha Plant Wall Assembly Plan	STRUCTURAL - 1	vendor	Approval	0
ab27_46	Building #27 Alpha Plant Wall Plan	STRUCTURAL - 1	vendor	Approval	0
ab27_47	Building #27 Alpha Plant Wall Plan	STRUCTURAL - 1	vendor	Approval	0
ab27_48	Building #27 Alpha Plant Wall Plan	STRUCTURAL - 1	vendor	Approval	0
ab27_49	Building #27 Alpha Plant Wall Assembly Plan	STRUCTURAL - 1	vendor	Approval	0
ab27_50	Building #27 Alpha Plant Wall Plan	STRUCTURAL - 1	vendor	Approval	0
ab27_51	Building #27 Alpha Plant Wall Plan	STRUCTURAL - 1	vendor	Approval	0
ab27_52	Building #27 Alpha Plant Wall Blockout Plan	STRUCTURAL - 1	vendor	Approval	0
ab27_53	Building #27 Alpha Plant Wall Plan	STRUCTURAL - 1	vendor	Approval	0
ab27_54	Building #27 Alpha Plant Wall Assembly Plan	STRUCTURAL - 1	vendor	Approval	0
ab27_55	Building #27 Alpha Plant Wall Plan	STRUCTURAL - 1	vendor	Approval	0
ab27_56	Building #27 Alpha Plant Wall Plan	STRUCTURAL - 1	vendor	Approval	0
ab27_57	Building #27 Alpha Plant Wall Plan	STRUCTURAL - 1	vendor	Approval	0
ab27_58	Building #27 Alpha Plant Wall Plan	STRUCTURAL - 1	vendor	Approval	0
ab27_59	Building #27 Alpha Plant Base Rebar Plan	STRUCTURAL - 1	vendor	Approval	0
ab27_60	Building #27 Alpha Plant Base Rebar Plan	STRUCTURAL - 1	vendor	Approval	0
ab27_61	Building #27 Alpha Plant Base Rebar Plan	STRUCTURAL - 1	vendor	Approval	0
ab27_62	Building #27 Alpha Plant Roof Rebar Plan	STRUCTURAL - 1	vendor	Approval	0
ab27_63	Building #27 Alpha Plant Roof Rebar Plan	STRUCTURAL - 1	vendor	Approval	0
ab27_64	Building #27 Alpha Plant Roof Rebar Plan	STRUCTURAL - 1	vendor	Approval	0
ab27_65	Building #27 Alpha Plant Wall Rebar Plan	STRUCTURAL - 1	vendor	Approval	0
ab27_66	Building #27 Alpha Plant Wall Rebar Plan	STRUCTURAL - 1	vendor	Approval	0
ab27_67	Building #27 Alpha Plant Wall Rebar Plan	STRUCTURAL - 1	vendor	Approval	0
ab27_68	Building #27 Alpha Plant Wall Rebar Plan	STRUCTURAL - 1	vendor	Approval	0
ab27_69	Building #27 Alpha Plant Wall Rebar Plan	STRUCTURAL - 1	vendor	Approval	0
ab27_70	Building #27 Alpha Plant Wall Rebar Plan	STRUCTURAL - 1	vendor	Approval	0
ab27_71	Building #27 Alpha Plant Wall Rebar Plan	STRUCTURAL - 1	vendor	Approval	0
ab27_72	Building #27 Alpha Plant Details	STRUCTURAL - 1	vendor	Approval	0
ab27_73	Building #27 Alpha Plant Details	STRUCTURAL - 1	vendor	Approval	0
ab27_74	Building #27 Alpha Plant Details	STRUCTURAL - 1	vendor	Approval	0
ab27_75	Building #27 Alpha Plant Details	STRUCTURAL - 1	vendor	Approval	0
ab27_76	Building #27 Alpha Plant Details	STRUCTURAL - 1	vendor	Approval	0
ab27_77	Building #27 Alpha Plant Details	STRUCTURAL - 1	vendor	Approval	0
ab27_78	Building #27 Alpha Plant Details	STRUCTURAL - 1	vendor	Approval	0
ab27_79	Building #27 Alpha Plant Details	STRUCTURAL - 1	vendor	Approval	0
ab27_80	Building #27 Alpha Plant Details	STRUCTURAL - 1	vendor	Approval	0
ab27_81	Building #27 Alpha Building Assembly Plan	STRUCTURAL - 1	vendor	Approval	0
ab27_s01	General Structural Notes	STRUCTURAL - 1	vendor	Approval	4
bb27_1	Building #27 Beta PLant Layout	STRUCTURAL - 1	vendor	Approval	0
bb27_2	Building #27 Beta PLant Building Floor Columns/Beams Layout	STRUCTURAL - 1	vendor	Approval	0
bb27_3	Building #27 Beta PLant Floor Framing & Embed Plate layout	STRUCTURAL - 1	vendor	Approval	0
bb27_4	Building #27 Beta PLant Detail	STRUCTURAL - 1	vendor	Approval	0
bb27_5	Building #27 Beta PLant Detail	STRUCTURAL - 1	vendor	Approval	0
bb27_6	Building #27 Beta Plant Base Plan & Blockout Plan	STRUCTURAL - 1	vendor	Approval	0
bb27_7	Building #27 Beta PLant Base Plan & Blockout Plan	STRUCTURAL - 1	vendor	Approval	0
bb27_8	Building #27 Beta PLant Base Plan & Blockout Plan	STRUCTURAL - 1	vendor	Approval	0
bb27_9	Building #27 Beta PLant Base Plan & Blockout Plan	STRUCTURAL - 1	vendor	Approval	0
bb27_10	Building #27 Beta PLant Base Plan & Blockout Plan	STRUCTURAL - 1	vendor	Approval	0
bb27_11	Building #27 Beta PLant Base Plan & Blockout Plan	STRUCTURAL - 1	vendor	Approval	0
bb27_12	Building #27 Beta PLant Base Assembly Plan	STRUCTURAL - 1	vendor	Approval	0

ABENER TEYMA
MOJAVE

Compliance No.:	GEN-2				
Job :	Mojave Solar Project				
Date: 07/08/2014	Description: Structural Master Drawing List				
Sheet No.	Description	Applicable Condition of Certification	Vendor Supplied or EOR	Reason for Submittal	Revision
bb27_13	Building #27 Beta PLant Roof Plan	STRUCTURAL - 1	vendor	Approval	0
bb27_14	Building #27 Beta PLant Roof Plan	STRUCTURAL - 1	vendor	Approval	0
bb27_15	Building #27 Beta PLant Roof Plan	STRUCTURAL - 1	vendor	Approval	0
bb27_16	Building #27 Beta PLant Roof Plan	STRUCTURAL - 1	vendor	Approval	0
bb27_17	Building #27 Beta PLant Roof Plan	STRUCTURAL - 1	vendor	Approval	0
bb27_18	Building #27 Beta PLant Roof Plan	STRUCTURAL - 1	vendor	Approval	0
bb27_19	Building #27 Beta Plant Roof Assembly Plan	STRUCTURAL - 1	vendor	Approval	0
bb27_20	Building #27 Beta Plant Wall Plan	STRUCTURAL - 1	vendor	Approval	0
bb27_21	Building #27 Beta Plant Wall Plan	STRUCTURAL - 1	vendor	Approval	0
bb27_22	Building #27 Beta Plant Wall Blockout Plan	STRUCTURAL - 1	vendor	Approval	0
bb27_23	Building #27 Beta Plant Wall Plan & Wall Blockout Plan	STRUCTURAL - 1	vendor	Approval	0
bb27_24	Building #27 Beta Plant Wall Plan	STRUCTURAL - 1	vendor	Approval	0
bb27_25	Building #27 Beta Plant Wall Blockout Plan	STRUCTURAL - 1	vendor	Approval	0
bb27_26	Building #27 Beta Plant Wall Plan	STRUCTURAL - 1	vendor	Approval	0
bb27_27	Building #27 Beta Plant Wall Blockout Plan	STRUCTURAL - 1	vendor	Approval	0
bb27_28	Building #27 Beta Plant Wall Plan	STRUCTURAL - 1	vendor	Approval	0
bb27_29	Building #27 Beta Plant Wall Blockout Plan	STRUCTURAL - 1	vendor	Approval	0
bb27_30	Building #27 Beta Plant Wall Plan	STRUCTURAL - 1	vendor	Approval	0
bb27_31	Building #27 Beta Plant Wall Assembly Plan	STRUCTURAL - 1	vendor	Approval	0
bb27_32	Building #27 Beta Plant Wall Plan	STRUCTURAL - 1	vendor	Approval	0
bb27_33	Building #27 Beta Plant Wall Plan & Blockout Plan	STRUCTURAL - 1	vendor	Approval	0
bb27_34	Building #27 Beta Plant Wall Plan	STRUCTURAL - 1	vendor	Approval	0
bb27_35	Building #27 Beta Plant Wall Assembly Plan	STRUCTURAL - 1	vendor	Approval	0
bb27_36	Building #27 Beta Plant Wall Plan	STRUCTURAL - 1	vendor	Approval	0
bb27_37	Building #27 Beta Plant Wall Plan	STRUCTURAL - 1	vendor	Approval	0
bb27_38	Building #27 Beta Plant Wall Plan	STRUCTURAL - 1	vendor	Approval	0
bb27_39	Building #27 Beta Plant Wall Plan	STRUCTURAL - 1	vendor	Approval	0
bb27_40	Building #27 Beta Plant Wall Blockout Plan	STRUCTURAL - 1	vendor	Approval	0
bb27_41	Building #27 Beta Plant Wall Plan	STRUCTURAL - 1	vendor	Approval	0
bb27_42	Building #27 Beta Plant Wall Plan & Blockout Plan	STRUCTURAL - 1	vendor	Approval	0
bb27_43	Building #27 Beta Plant Wall Plan	STRUCTURAL - 1	vendor	Approval	0
bb27_44	Building #27 Beta Plant Wall Blockout Plan	STRUCTURAL - 1	vendor	Approval	0
bb27_45	Building #27 Beta Plant Wall Assembly Plan	STRUCTURAL - 1	vendor	Approval	0
bb27_46	Building #27 Beta Plant Wall Plan	STRUCTURAL - 1	vendor	Approval	0
bb27_47	Building #27 Beta Plant Wall Plan	STRUCTURAL - 1	vendor	Approval	0
bb27_48	Building #27 Beta Plant Wall Plan	STRUCTURAL - 1	vendor	Approval	0
bb27_49	Building #27 Beta Plant Wall Assembly Plan	STRUCTURAL - 1	vendor	Approval	0
bb27_50	Building #27 Beta Plant Wall Plan	STRUCTURAL - 1	vendor	Approval	0
bb27_51	Building #27 Beta Plant Wall Plan	STRUCTURAL - 1	vendor	Approval	0
bb27_52	Building #27 Beta Plant Wall Blockout Plan	STRUCTURAL - 1	vendor	Approval	0
bb27_53	Building #27 Beta Plant Wall Plan	STRUCTURAL - 1	vendor	Approval	0
bb27_54	Building #27 Beta Plant Wall Assembly Plan	STRUCTURAL - 1	vendor	Approval	0
bb27_55	Building #27 Beta Plant Wall Plan	STRUCTURAL - 1	vendor	Approval	0
bb27_56	Building #27 Beta Plant Wall Plan	STRUCTURAL - 1	vendor	Approval	0
bb27_57	Building #27 Beta Plant Wall Plan	STRUCTURAL - 1	vendor	Approval	0
bb27_58	Building #27 Beta Plant Wall Plan	STRUCTURAL - 1	vendor	Approval	0
bb27_59	Building #27 Beta Plant Base Rebar Plan	STRUCTURAL - 1	vendor	Approval	0
bb27_60	Building #27 Beta Plant Base Rebar Plan	STRUCTURAL - 1	vendor	Approval	0
bb27_61	Building #27 Beta Plant Base Rebar Plan	STRUCTURAL - 1	vendor	Approval	0
bb27_62	Building #27 Beta Plant Roof Rebar Plan	STRUCTURAL - 1	vendor	Approval	0
bb27_63	Building #27 Beta Plant Roof Rebar Plan	STRUCTURAL - 1	vendor	Approval	0
bb27_64	Building #27 Beta Plant Roof Rebar Plan	STRUCTURAL - 1	vendor	Approval	0
bb27_65	Building #27 Beta Plant Wall Rebar Plan	STRUCTURAL - 1	vendor	Approval	0
bb27_66	Building #27 Beta Plant Wall Rebar Plan	STRUCTURAL - 1	vendor	Approval	0
bb27_67	Building #27 Beta Plant Wall Rebar Plan	STRUCTURAL - 1	vendor	Approval	0
bb27_68	Building #27 Beta Plant Wall Rebar Plan	STRUCTURAL - 1	vendor	Approval	0
bb27_69	Building #27 Beta Plant Wall Rebar Plan	STRUCTURAL - 1	vendor	Approval	0
bb27_70	Building #27 Beta Plant Wall Rebar Plan	STRUCTURAL - 1	vendor	Approval	0
bb27_71	Building #27 Beta Plant Wall Rebar Plan	STRUCTURAL - 1	vendor	Approval	0
bb27_72	Building #27 Beta Plant Details	STRUCTURAL - 1	vendor	Approval	0
bb27_73	Building #27 Beta Plant Details	STRUCTURAL - 1	vendor	Approval	0
bb27_74	Building #27 Beta Plant Details	STRUCTURAL - 1	vendor	Approval	0
bb27_75	Building #27 Beta Plant Details	STRUCTURAL - 1	vendor	Approval	0
bb27_76	Building #27 Beta Plant Details	STRUCTURAL - 1	vendor	Approval	0
bb27_77	Building #27 Beta Plant Details	STRUCTURAL - 1	vendor	Approval	0
bb27_78	Building #27 Beta Plant Details	STRUCTURAL - 1	vendor	Approval	0
bb27_79	Building #27 Beta Plant Details	STRUCTURAL - 1	vendor	Approval	0
bb27_80	Building #27 Beta Plant Details	STRUCTURAL - 1	vendor	Approval	0
bb27_81	Building #27 Beta Plant Building Assembly Plan	STRUCTURAL - 1	vendor	Approval	0
bb27_s01	General Structural Notes	STRUCTURAL - 1	vendor	Approval	4
MojaveBldg27StrucCalcs	Calculations	STRUCTURAL - 1	vendor	Approval	0
CoverLetter_20130813	Abengoa Mojave Solar Electrical Building #27 Submittal	STRUCTURAL - 1	vendor	Approval	NA
6007-CAL-AGE-58-54-2700	MOJAVE SOLAR RACK - 2 SILENCER HTF STRUCTURE (ALPHA)	STRUCTURAL - 1	vendor	Approval	0
6007-PLN-AGE-58-54-2700	MOJAVE SOLAR PROJECT FIELD ALPHA RACK 2 SILENCER HTF STEEL STRUCTURE. COVER SHEET	STRUCTURAL - 1	vendor	Approval	0
6007-PLN-AGE-58-54-2701	MOJAVE SOLAR PROJECT ALPHA PLANT RACK 2 SILENCER HTF STEEL STRUCTURE. GENERAL NOTES	STRUCTURAL - 1	vendor	Approval	0
6007-PLN-AGE-58-54-2702	MOJAVE SOLAR PROJECT ALPHA PLANT RACK 2 SILENCER HTF STEEL STRUCTURE. STRUCTURE STEEL, FRAMES	STRUCTURAL - 1	vendor	Approval	0
6007-PLN-AGE-58-54-2703	MOJAVE SOLAR PROJECT ALPHA PLANT RACK 2 SILENCER HTF STEEL STRUCTURE. STRUCTURE STEEL, FRAMES	STRUCTURAL - 1	vendor	Approval	0
6007-PLN-AGE-58-54-2704	MOJAVE SOLAR PROJECT ALPHA PLANT RACK 2 SILENCER HTF STEEL STRUCTURE. STRUCTURE STEEL, FRAMES	STRUCTURAL - 1	vendor	Approval	0
6007-PLN-AGE-58-54-2705	MOJAVE SOLAR PROJECT ALPHA PLANT RACK 2 SILENCER HTF STEEL STRUCTURE. STRUCTURE STEEL, FRAMES AND DETAILS	STRUCTURAL - 1	vendor	Approval	0
6007-PLN-AGE-58-54-2706	MOJAVE SOLAR PROJECT ALPHA PLANT RACK 2 SILENCER HTF STEEL STRUCTURE. CONNECTION DETAILS	STRUCTURAL - 1	vendor	Approval	0
6007-PLN-AGE-58-54-2707	MOJAVE SOLAR PROJECT ALPHA PLANT RACK 2 SILENCER HTF STEEL STRUCTURE. CONNECTION DETAILS	STRUCTURAL - 1	vendor	Approval	0
6007-CAL-AGE-58-54-6700	MOJAVE SOLAR RACK 2 SILENCER HTF STRUCTURE (BETA)	STRUCTURAL - 1	vendor	Approval	0
6007-PLN-AGE-58-54-6700	MOJAVE SOLAR PROJECT FIELD BETA RACK 2 SILENCER HTF STEEL STRUCTURE. COVER SHEET	STRUCTURAL - 1	vendor	Approval	0
6007-PLN-AGE-58-54-6701	MOJAVE SOLAR PROJECT BETA PLANT RACK 2 SILENCER HTF STEEL STRUCTURE. GENERAL NOTES	STRUCTURAL - 1	vendor	Approval	0
6007-PLN-AGE-58-54-6702	MOJAVE SOLAR PROJECT BETA PLANT RACK 2 SILENCER HTF STEEL STRUCTURE. STRUCTURE STEEL, FRAMES	STRUCTURAL - 1	vendor	Approval	0

ABENER TEYMA
MOJAVE

Compliance No.:	GEN-2				
Job :	Mojave Solar Project				
Date: 07/08/2014	Description: Structural Master Drawing List				
Sheet No.	Description	Applicable Condition of Certification	Vendor Supplied or EOR	Reason for Submittal	Revision
6007-PLN-AGE-58-54-6703	MOJAVE SOLAR PROJECT BETA PLANT RACK 2 SILENCER HTF STEEL STRUCTURE. STRUCTURE STEEL, FRAMES	STRUCTURAL - 1	vendor	Approval	0
6007-PLN-AGE-58-54-6704	MOJAVE SOLAR PROJECT BETA PLANT RACK 2 SILENCER HTF STEEL STRUCTURE. STRUCTURE STEEL, FRAMES	STRUCTURAL - 1	vendor	Approval	0
6007-PLN-AGE-58-54-6705	MOJAVE SOLAR PROJECT BETA PLANT RACK 2 SILENCER HTF STEEL STRUCTURE. STRUCTURE STEEL, FRAMES AND DETAILS	STRUCTURAL - 1	vendor	Approval	0
6007-PLN-AGE-58-54-6706	MOJAVE SOLAR PROJECT BETA PLANT RACK 2 SILENCER HTF STEEL STRUCTURE. CONNECTION DETAILS	STRUCTURAL - 1	vendor	Approval	0
6007-PLN-AGE-58-54-6707	MOJAVE SOLAR PROJECT BETA PLANT RACK 2 SILENCER HTF STEEL STRUCTURE. CONNECTION DETAILS	STRUCTURAL - 1	vendor	Approval	0
6007-CAL-AGE-00-54-2050	CALCULATION REPORT FOR I&C PANEL STRUCTURES. ALPHA PLANT	STRUCTURAL - 1	vendor	Approval	1
6007-PLN-AGE-00-54-2050	MOJAVE SOLAR PROJECT ALPHA PLANT I&C PANELS STEEL. COVER SHEET	STRUCTURAL - 1	vendor	Approval	0
6007-PLN-AGE-00-54-2051	MOJAVE SOLAR PROJECT ALPHA PLANT I&C PANELS STEEL. GENERAL NOTES	STRUCTURAL - 1	vendor	Approval	1
6007-PLN-AGE-00-54-2052	MOJAVE SOLAR PROJECT ALPHA PLANT I&C PANELS STEEL. STEEL PLAN V	STRUCTURAL - 1	vendor	Approval	0
6007-PLN-AGE-00-54-2053	MOJAVE SOLAR PROJECT ALPHA PLANT I&C PANELS STEEL. ICS TYPE 1. STEEL PLAN VIEW, SECTION & DETAILS	STRUCTURAL - 1	vendor	Approval	1
6007-PLN-AGE-00-54-2054	MOJAVE SOLAR PROJECT ALPHA PLANT I&C PANELS STEEL. ICS TYPE 2 AND 3. STEEL PLAN VIEW SECTION & DETAILS	STRUCTURAL - 1	vendor	Approval	1
6007-PLN-AGE-00-54-2055	MOJAVE SOLAR PROJECT ALPHA PLANT I&C PANELS STEEL. ICS TYPE 4. STEEL PLAN VIEW, SECTION & DETAILS	STRUCTURAL - 1	vendor	Approval	1
6007-CAL-AGE-00-54-6050	CALCULATION REPORT FOR I&C PANEL STRUCTURES. BETA PLANT	STRUCTURAL - 1	vendor	Approval	1
6007-PLN-AGE-00-54-6050	MOJAVE SOLAR PROJECT BETA PLANT I&C PANELS STEEL. COVER SHEET	STRUCTURAL - 1	vendor	Approval	0
6007-PLN-AGE-00-54-6051	MOJAVE SOLAR PROJECT BETA PLANT I&C PANELS STEEL. GENERAL NOTES	STRUCTURAL - 1	vendor	Approval	1
6007-PLN-AGE-00-54-6052	MOJAVE SOLAR PROJECT BETA PLANT I&C PANELS STEEL. STEEL PLAN V	STRUCTURAL - 1	vendor	Approval	0
6007-PLN-AGE-00-54-6053	MOJAVE SOLAR PROJECT BETA PLANT I&C PANELS STEEL. ICS TYPE 1. STEEL PLAN VIEW SECTION & DETAILS	STRUCTURAL - 1	vendor	Approval	1
6007-PLN-AGE-00-54-6054	MOJAVE SOLAR PROJECT BETA PLANT I&C PANELS STEEL. ICS TYPE 2 AND 3. STEEL PLAN VIEW SECTION & DETAILS	STRUCTURAL - 1	vendor	Approval	1
6007-PLN-AGE-00-54-6055	MOJAVE SOLAR PROJECT BETA PLANT I&C PANELS STEEL. ICS TYPE 4. STEEL PLAN VIEW SECTION & DETAILS	STRUCTURAL - 1	vendor	Approval	1
RESPONSE LETTER	Plan Check Reply_STRUC-1-41.01-PC1	STRUCTURAL - 1	vendor	Approval	NA
6007-CAL-AGE-58-54-1100	CALCULATION REPORT FOR PSV PLATFORM IN SOUTH RACK 1. ALPHA PLANT	STRUCTURAL - 1	vendor	Approval	4
6007-PLN-AGE-58-54-1100	MOJAVE SOLAR PROJECT ALPHA SOLAR FIELD. PSV PLATFORM IN SOUTH RACK 1. COVER SHEET	STRUCTURAL - 1	vendor	Approval	4
6007-PLN-AGE-58-54-1101	MOJAVE SOLAR PROJECT ALPHA SOLAR FIELD. PSV PLATFORM IN SOUTH RACK 1.GENERAL NOTES	STRUCTURAL - 1	vendor	Approval	4
6007-PLN-AGE-58-54-1102	MOJAVE SOLAR PROJECT ALPHA SOLAR FIELD. PSV PLATFORM IN SOUTH RACK 1. PLAN, ELEVATION	STRUCTURAL - 1	vendor	Approval	5
6007-PLN-AGE-58-54-1103	MOJAVE SOLAR PROJECT ALPHA SOLAR FIELD. PSV PLATFORM IN SOUTH RACK 1. PLAN, ELEVATION AND DETAILS	STRUCTURAL - 1	vendor	Approval	4
6007-CAL-AGE-58-54-5100	CALCULATION REPORT FOR PSV PLATFORM IN SOUTH RACK 1. BETA PLANT	STRUCTURAL - 1	vendor	Approval	4
6007-PLN-AGE-58-54-5100	MOJAVE SOLAR PROJECT BETA SOLAR FIELD. PSV PLATFORM IN SOUTH RACK 1. COVER SHEET	STRUCTURAL - 1	vendor	Approval	4
6007-PLN-AGE-58-54-5101	MOJAVE SOLAR PROJECT BETA SOLAR FIELD. PSV PLATFORM IN SOUTH RACK 1.GENERAL NOTES	STRUCTURAL - 1	vendor	Approval	6
6007-PLN-AGE-58-54-5102	MOJAVE SOLAR PROJECT BETA SOLAR FIELD. PSV PLATFORM IN SOUTH RACK 1. PLAN, ELEVATION AND DETAILS	STRUCTURAL - 1	vendor	Approval	4
6007-PLN-AGE-58-54-5103	MOJAVE SOLAR PROJECT BETA SOLAR FIELD. PSV PLATFORM IN SOUTH RACK 1. PLAN, ELEVATION AND DETAILS	STRUCTURAL - 1	vendor	Approval	4
Response Letter	STRUC-1-4.05-PSV Platform in South Rack 1	STRUCTURAL - 1	vendor	Approval	NA
6007-CAL-AGE-00-54-2000	CALCULATION REPORT FOR ELECTRICAL PANELS STRUCTURE ALPHA PLANT	STRUCTURAL - 1	vendor	Approval	3
6007-PLN-AGE-00-54-2000	MOJAVE SOLAR PROJECT. ALPHA PLANT. ELECTRICAL PANELS STEEL. COVER SHEET	STRUCTURAL - 1	vendor	Approval	1
6007-PLN-AGE-00-54-2001	MOJAVE SOLAR PROJECT. ALPHA PLANT. ELECTRICAL PANELS STEEL. GENERAL NOTES	STRUCTURAL - 1	vendor	Approval	3
6007-PLN-AGE-00-54-2002	MOJAVE SOLAR PROJECT. ALPHA PLANT. ELECTRICAL PANELS STEEL. STEEL PLAN I	STRUCTURAL - 1	vendor	Approval	2
6007-PLN-AGE-00-54-2003	MOJAVE SOLAR PROJECT. ALPHA PLANT. ELECTRICAL PANELS STEEL. STEEL PLAN II	STRUCTURAL - 1	vendor	Approval	2
6007-PLN-AGE-00-54-2004	MOJAVE SOLAR PROJECT. ALPHA PLANT. ELECTRICAL PANELS STEEL. STEEL PLAN III	STRUCTURAL - 1	vendor	Approval	2
6007-PLN-AGE-00-54-2005	MOJAVE SOLAR PROJECT. ALPHA PLANT. ELECTRICAL PANELS STEEL. STEEL PLAN IV	STRUCTURAL - 1	vendor	Approval	2
6007-PLN-AGE-00-54-2006	MOJAVE SOLAR PROJECT. ALPHA PLANT. ELECTRICAL PANELS STEEL. ESA TYPE 1 AND 2. SECTIONS & DETAILS	STRUCTURAL - 1	vendor	Approval	3
6007-CAL-AGE-00-54-6000	CALCULATION REPORT FOR ELECTRICAL PANELS STRUCTURE. BETA PLANT	STRUCTURAL - 1	vendor	Approval	4
6007-PLN-AGE-00-54-6000	MOJAVE SOLAR PROJECT. BETA PLANT. ELECTRICAL PANELS STEEL. COVER SHEET	STRUCTURAL - 1	vendor	Approval	2
6007-PLN-AGE-00-54-6001	MOJAVE SOLAR PROJECT. BETA PLANT. ELECTRICAL PANELS STEEL. GENERAL NOTES	STRUCTURAL - 1	vendor	Approval	3
6007-PLN-AGE-00-54-6002	MOJAVE SOLAR PROJECT. BETA PLANT. ELECTRICAL PANELS STEEL. STEEL PLAN I	STRUCTURAL - 1	vendor	Approval	2
6007-PLN-AGE-00-54-6003	MOJAVE SOLAR PROJECT. BETA PLANT. ELECTRICAL PANELS STEEL. STEEL PLAN II	STRUCTURAL - 1	vendor	Approval	2
6007-PLN-AGE-00-54-6004	MOJAVE SOLAR PROJECT. BETA PLANT. ELECTRICAL PANELS STEEL. STEEL PLAN III	STRUCTURAL - 1	vendor	Approval	2
6007-PLN-AGE-00-54-6005	MOJAVE SOLAR PROJECT. BETA PLANT. ELECTRICAL PANELS STEEL. STEEL PLAN IV	STRUCTURAL - 1	vendor	Approval	2
6007-PLN-AGE-00-54-6006	MOJAVE SOLAR PROJECT. BETA PLANT. ELECTRICAL PANELS STEEL. STEEL PLAN V	STRUCTURAL - 1	vendor	Approval	2
6007-PLN-AGE-00-54-6007	MOJAVE SOLAR PROJECT. BETA PLANT. ELECTRICAL PANELS STEEL. ESB TYPE 1 AND 2. SECTIONS & DETAILS	STRUCTURAL - 1	vendor	Approval	3
6007-PLN-AGE-00-54-6008	MOJAVE SOLAR PROJECT. BETA PLANT. ELECTRICAL PANELS STEEL. EBSB. SECTIONS & DETAILS	STRUCTURAL - 1	vendor	Approval	4
STRUC-1-42.01-A&B Electrical Panels Steel Structur	Response Letter	STRUCTURAL - 1	vendor	Approval	NA
6007-PLN-AGE-58-54-1110	MOJAVE SOLAR PROJECT ALPHA SOLAR FIELD. PSV PLATFORM IN SOUTH RACK 1. CONNECTIONS. COVER SHEET	STRUCTURAL - 1	vendor	Approval	2
6007-PLN-AGE-58-54-1111	MOJAVE SOLAR PROJECT ALPHA SOLAR FIELD. PSV PLATFORM IN SOUTH RACK 1. CONNECTIONS. GENERAL NOTES	STRUCTURAL - 1	vendor	Approval	2
6007-PLN-AGE-58-54-1112	MOJAVE SOLAR PROJECT ALPHA SOLAR FIELD. PSV PLATFORM IN SOUTH RACK 1. CONNECTIONS. SECTIONS	STRUCTURAL - 1	vendor	Approval	3
6007-PLN-AGE-58-54-1115	MOJAVE SOLAR PROJECT ALPHA SOLAR FIELD. PSV PLATFORM IN SOUTH RACK 1. CONNECTIONS. DETAILS 3	STRUCTURAL - 1	vendor	Approval	2
6007-PLN-AGE-58-54-5112	MOJAVE SOLAR PROJECT BETA SOLAR FIELD. PSV PLATFORM IN SOUTH RACK 1. CONNECTIONS. PLAN, ELEVATION AND DETAILS 1	STRUCTURAL - 1	vendor	Approval	2
6007-PLN-AGE-58-54-5113	MOJAVE SOLAR PROJECT BETA SOLAR FIELD. PSV PLATFORM IN SOUTH RACK 1. CONNECTIONS AND STRUCTURE DETAILS 1	STRUCTURAL - 1	vendor	Approval	2
6007-PLN-AGE-58-54-5114	MOJAVE SOLAR PROJECT BETA SOLAR FIELD. PSV PLATFORM IN SOUTH RACK 1. CONNECTIONS AND STRUCTURE DETAILS 2	STRUCTURAL - 1	vendor	Approval	2
6007-PLN-AGE-58-54-5115	MOJAVE SOLAR PROJECT BETA SOLAR FIELD. PSV PLATFORM IN SOUTH RACK 1. CONNECTIONS. PLAN, ELEVATION AND DETAILS 2	STRUCTURAL - 1	vendor	Approval	2
Plan Check Reply STRUC-1-4.06-X1	Revision Letter	STRUCTURAL - 1	vendor	Approval	NA
6007-PLN-AGE-CSA	Mojave Solar Project. Alpha Plant Power Block South Electrical Bldg. 22 - Foundations	STRUCTURAL - 1	vendor	Approval	0
ab22_s0.1	General Structural Notes	STRUCTURAL - 1	vendor	Approval	4
ab22_s1.1	Mat Foundation Plan - Alpha Site	STRUCTURAL - 1	vendor	Approval	4
ab22_s2.1	Floor Framing Plan - Alpha Site	STRUCTURAL - 1	vendor	Approval	4
ab22_s3.1	foundation Details	STRUCTURAL - 1	vendor	Approval	4
ab22_FoundationCalcs	Mojave Solar Foundation, Bldgs. 22, 26,27 Calculations	STRUCTURAL - 1	vendor	Approval	3
6007-PLN-AGE-CSB	Mojave Solar Project. Beta Plant Power Block South Electrical Bldg. 22 - Foundations	STRUCTURAL - 1	vendor	Approval	0
bb22_s0.1	General Structural Notes	STRUCTURAL - 1	vendor	Approval	4
bb22_s1.1	Mat Foundation Plan - Beta Site	STRUCTURAL - 1	vendor	Approval	4
bb22_s2.1	Floor Framing Plan - Beta Site	STRUCTURAL - 1	vendor	Approval	4
bb22_s3.1	Foundation Details	STRUCTURAL - 1	vendor	Approval	4
bb22_FoundationCalcs	Mojave Solar Foundation, Bldgs. 22, 26,27 Calculations	STRUCTURAL - 1	vendor	Approval	3
CoverLetter_20130819	Abengoa Mojave Solar Electrical Building # 22 Submittal	STRUCTURAL - 1	vendor	Approval	NA
STRUC-1-27.05PC1, A&B Electrical Building #22 PC	Revision Letter	STRUCTURAL - 1	vendor	Approval	
6007-PLN-ATP-27-21-O165	Alpha 480V Single-line LVSWGR-7. Building #10	STRUCTURAL - 1	vendor	Approval	2
6007-PLN-ATP-27-23-P581	Alpha Electrical Power Panel PP-71. Building #10	STRUCTURAL - 1	vendor	Approval	1
6007-PLN-ATP-27-23-P534	Alpha Electrical UPS Power Panel UPSP-13120609. Building #10	STRUCTURAL - 1	vendor	Approval	1
6007-PLN-ATP-27-23-P531	Alpha Electrical Power Panel PP-1302. Building #10	STRUCTURAL - 1	vendor	Approval	1
6007-PLN-ATP-27-21-O265	Beta 480V Single-line LVSWGR-17. Building #10	STRUCTURAL - 1	vendor	Approval	2
6007-PLN-ATP-27-23-P681	Beta Electrical Power Panel PP-171. Building #10	STRUCTURAL - 1	vendor	Approval	1
6007-PLN-ATP-27-23-P634	Beta Electrical UPS Power Panel UPSP-113120609. Building #10	STRUCTURAL - 1	vendor	Approval	1
6007-PLN-ATP-27-23-P631	Beta Electrical Power Panel PP-11302. Building #10	STRUCTURAL - 1	vendor	Approval	1
6007-PLN-AGE-25-31-0001_R3	Power Block area Lighting Details	STRUCTURAL - 1	vendor	Approval	3
6007-PLN-AGE-43-20-0002_R4	Outdoor Lighting Pole Details Drawings	STRUCTURAL - 1	vendor	Approval	4
6007-PLN-AGE-43-20-0031_R4	Outdoor Lighting System and Receptacle Details	STRUCTURAL - 1	vendor	Approval	4
6007-PLN-AGE-67-31-2411_R1	Utilities area Lighting Details	STRUCTURAL - 1	vendor	Approval	1

ABENER TEYMA
MOJAVE

Compliance No.:	GEN-2				
Job :	Mojave Solar Project				
Date: 07/08/2014	Description: Structural Master Drawing List				
Sheet No.	Description	Applicable Condition of Certification	Vendor Supplied or EOR	Reason for Submittal	Revision
6007-PLN-AGE-43-20-0034_R4	Electrical Lighting Contractor Schematics, Alpha Plant	STRUCTURAL - 1	vendor	Approval	4
6007-PLN-AGE-43-20-0035_R4	Electrical Lighting Contractor Schematics, Beta Plant	STRUCTURAL - 1	vendor	Approval	4
6007-PLN-AGE-21-31-2111_R5	SG Area Lighting Layout, Alpha Plant	STRUCTURAL - 1	vendor	Approval	5
6007-PLN-AGE-21-31-2112_R4	SG area Outdoor Lighting Layout Unit B, Alpha Plant	STRUCTURAL - 1	vendor	Approval	4
6007-PLN-AGE-21-31-2113_R4	SG Area Outdoor Lighting Layout Unit A, Alpha Plant	STRUCTURAL - 1	vendor	Approval	4
6007-PLN-AGE-21-31-2114_R5	SG area outdoor Lighting Layout Reheaters, Alpha Plant	STRUCTURAL - 1	vendor	Approval	5
6007-PLN-AGE-21-31-2116_R1	SG area Emergency Lighting Layout, Alpha Plant Unit A	STRUCTURAL - 1	vendor	Approval	1
6007-PLN-AGE-21-31-2117_R1	SG area Emergency Lighting Layout, Alpha Plant Unit B	STRUCTURAL - 1	vendor	Approval	1
6007-PLN-AGE-21-31-2121_R3	SG area Lighting Details, Alpha Plant	STRUCTURAL - 1	vendor	Approval	3
6007-PLN-AGE-25-31-2301_R5	Power Block area Lighting Layout Alpha Plant	STRUCTURAL - 1	vendor	Approval	5
6007-PLN-AGE-25-31-2302_R3	Power Block area STG AUX, Equipment Structure Lighting layout, alpha plant	STRUCTURAL - 1	vendor	Approval	3
6007-PLN-AGE-25-31-2303_R3	Power Block area STG AUX Equipment structure Lighting Layout Alpha plant	STRUCTURAL - 1	vendor	Approval	3
6007-PLN-AGE-25-31-2304_R3	Power Block area STG AUX Equipment Structure Lighting Layout Alpha Plant	STRUCTURAL - 1	vendor	Approval	3
6007-PLN-AGE-25-31-2305_R3	Power Block area STG AUX Equipment Structure Lighting Layout Alpha	STRUCTURAL - 1	vendor	Approval	32
6007-PLN-AGE-25-31-2306_R2	Power Block STG Lighting Layout Alpha Plant	STRUCTURAL - 1	vendor	Approval	0
6007-PLN-AGE-25-31-2307_R0	Power Block Lube Oil Lighting Layout Alpha Plant	STRUCTURAL - 1	vendor	Approval	0
6007-PLN-AGE-25-31-2308_R0	Power Block STG Aux Equipment Structure Emergency Lighting Layout, Alpha Plant	STRUCTURAL - 1	vendor	Approval	0
6007-PLN-AGE-25-31-2309_R0	Power Block STG Emergency Lighting Layout, Alpha Plant	STRUCTURAL - 1	vendor	Approval	0
6007-PLN-AGE-25-31-2310_R2	Power Block Area Emergency Lighting Layout, Alpha Plant	STRUCTURAL - 1	vendor	Approval	2
6007-PLN-AGE-25-31-2311_R0	Power Block Lube Oil Emergency Lighting Layout, Alpha Plant	STRUCTURAL - 1	vendor	Approval	0
6007-PLN-AGE-43-20-0008-1_R6	Alpha Plant Central Plant Lighting Layout	STRUCTURAL - 1	vendor	Approval	6
6007-PLN-AGE-43-20-0008-2_R6	Alpha Plant Central Plant Lighting Layout	STRUCTURAL - 1	vendor	Approval	6
6007-PLN-AGE-43-20-0008-3_R6	Alpha Plant Central Plant Lighting Layout	STRUCTURAL - 1	vendor	Approval	6
6007-PLN-AGE-58-40-2010_R6	Alpha Central Plant Ullage Overflow Platform Lighting Layout	STRUCTURAL - 1	vendor	Approval	6
6007-PLN-AGE-67-31-2401_R3	Utilities Area Lighting Layout -Standard Alpha plant. Sheet 1.	STRUCTURAL - 1	vendor	Approval	3
6007-PLN-AGE-67-31-2402_R4	Utilities Area Lighting Layout Standard Alpha Plant. Sheet 2.	STRUCTURAL - 1	vendor	Approval	4
6007-PLN-AGE-67-31-2415_R1	Utilities Area Emergency Lighting Layout, Alpha Plant	STRUCTURAL - 1	vendor	Approval	1
6007-PLN-AGE-21-31-6111_R5	SG Area Lighting Layout, Beta Plant	STRUCTURAL - 1	vendor	Approval	5
6007-PLN-AGE-21-31-6112_R4	SG Area Outdoor Lighting Layout Unit B, Beta Plant	STRUCTURAL - 1	vendor	Approval	4
6007-PLN-AGE-21-31-6113_R4	SG Area Outdoor Lighting Layout Unit A, Beta Plant	STRUCTURAL - 1	vendor	Approval	4
6007-PLN-AGE-21-31-6114_R5	SG Area Outdoor Lighting Layout Reheaters, Beta Plant	STRUCTURAL - 1	vendor	Approval	5
6007-PLN-AGE-21-31-6116_R1	SG Area Emergency Lighting Layout, Beta Plant Unit A	STRUCTURAL - 1	vendor	Approval	1
6007-PLN-AGE-21-31-6117_R1	SG Area Emergency Lighting Layout, Beta Plant Unit B	STRUCTURAL - 1	vendor	Approval	1
6007-PLN-AGE-21-31-6121_R3	SG Area Lighting Details, Beta Plant	STRUCTURAL - 1	vendor	Approval	3
6007-PLN-AGE-25-31-6701_R5	Power Block Area Lighting Layout Beta Plant	STRUCTURAL - 1	vendor	Approval	5
6007-PLN-AGE-25-31-6702_R3	Power Block Area STG AUX Equipment Structure Lighting Layout Beta Plant	STRUCTURAL - 1	vendor	Approval	3
6007-PLN-AGE-25-31-6703_R3	Power Block Area STG AUX Equipment Structure Lighting Layout Beta Plant	STRUCTURAL - 1	vendor	Approval	3
6007-PLN-AGE-25-31-6704_R3	Power Block Area STG AUX Equipment Structure Lighting Layout Beta Plant	STRUCTURAL - 1	vendor	Approval	3
6007-PLN-AGE-25-31-6705_R3	Power Block Area STG AUX Equipment Structure Lighting Layout Beta	STRUCTURAL - 1	vendor	Approval	3
6007-PLN-AGE-25-31-6706_R2	Power Block STG Lighting Layout Beta Plant	STRUCTURAL - 1	vendor	Approval	2
6007-PLN-AGE-25-31-6707_R0	Power Block Lube Oil Lighting Layout Beta Plant	STRUCTURAL - 1	vendor	Approval	0
6007-PLN-AGE-25-31-6708_R0	Power Block Area STG Aux Equipment Structure Emergency Lighting layout, Beta Plant	STRUCTURAL - 1	vendor	Approval	0
6007-PLN-AGE-25-31-6709_R0	Power Block STG Emergency Lighting Layout, Beta Plant	STRUCTURAL - 1	vendor	Approval	0
6007-PLN-AGE-25-31-6710_R1	Power Block Area Emergency Lighting Layout, Beta Plant	STRUCTURAL - 1	vendor	Approval	1
6007-PLN-AGE-25-31-6711_R0	Power Block Lube Oil Emergency Lighting Layout, Beta Plant	STRUCTURAL - 1	vendor	Approval	0
6007-PLN-AGE-43-20-0016-1_R6	Beta Plant Central Plant Lighting Layout	STRUCTURAL - 1	vendor	Approval	6
6007-PLN-AGE-43-20-0016-2_R6	Beta Plant Central Plant Lighting Layout	STRUCTURAL - 1	vendor	Approval	6
6007-PLN-AGE-43-20-0016-3_R6	Beta Plant Central Plant Lighting Layout	STRUCTURAL - 1	vendor	Approval	6
6007-PLN-AGE-58-40-6010_R6	Beta Central Plant Ullage Overflow Platform Lighting Layout	STRUCTURAL - 1	vendor	Approval	6
6007-PLN-AGE-67-31-6801_R3	Utilities Area Lighting Layout Standard Beta Plant. Sheet 1.	STRUCTURAL - 1	vendor	Approval	3
6007-PLN-AGE-67-31-6802_R4	Utilities Area Lighting Layout Standard Beta Plant. Sheet 1.	STRUCTURAL - 1	vendor	Approval	4
6007-PLN-AGE-67-31-6815_R1	Utilities Area Emergency Lighting Layout, Beta Plant.	STRUCTURAL - 1	vendor	Approval	1
6007-PLN-AGE-43-20-0032-1_R6	Alpha Plant Central Plant Circuit Routing and Duct Bank Details	STRUCTURAL - 1	vendor	Approval	6
6007-PLN-AGE-43-20-0032-2_R6	Alpha Plant Central Plant Circuit Routing and Duct Bank Details	STRUCTURAL - 1	vendor	Approval	6
6007-PLN-AGE-43-20-0033-1_R6	Beta Plant Central Plant Circuit Routing	STRUCTURAL - 1	vendor	Approval	6
6007-PLN-AGE-43-20-0033-2_R6	Beta Plant Central Plant Circuit Routing	STRUCTURAL - 1	vendor	Approval	6
6007-PLN-AGE-43-20-0033-3_R6	Beta Plant Central Plant Circuit Routing	STRUCTURAL - 1	vendor	Approval	6
6007-PLN-GTH-28-33-0001_R0-signed.pdf	Electrical Grounding Detail	STRUCTURAL - 1	vendor	Approval	0
6007-PLN-GTH-28-33-2600_R0-signed.pdf	Cover Sheet Alpha	STRUCTURAL - 1	vendor	Approval	0
6007-PLN-GTH-28-33-2601_R0-signed.pdf	Electrical Grounding Grounding Layout Alpha-Beta Site Building #26	STRUCTURAL - 1	vendor	Approval	0
6007-PLN-GTH-28-33-4600_R0-signed.pdf	Cover Sheet Beta	STRUCTURAL - 1	vendor	Approval	0
6007-PLN-GTH-28-33-2700_R0-signed.pdf	Mojave Solar Project. Alpha Plant Power Block Center Electrical Bldg 27	STRUCTURAL - 1	vendor	Approval	0
6007-PLN-GTH-28-33-2701_R0-signed.pdf	Electrical Grounding Grounding Layout Alpha-Beta Site Building #27	STRUCTURAL - 1	vendor	Approval	0
6007-PLN-GTH-28-33-4700_R0-signed.pdf	Mojave Solar Project. Beta Plant Power Block Center Electrical Bldg 27	STRUCTURAL - 1	vendor	Approval	0
6007-PLN-GTH-28-33-0001_R0-signed.pdf	Electrical Grounding Detail	STRUCTURAL - 1	vendor	Approval	0
6007-PLN-GTH-28-33-2200_R0-signed.pdf	Mojave Solar Project. Alpha Plant Power Block South Electrical Bldg #22 Foundations	STRUCTURAL - 1	vendor	Approval	0
6007-PLN-GTH-28-33-2201_R0-signed.pdf	Electrical Grounding Grounding Layout Alpha-Beta Site Building #22	STRUCTURAL - 1	vendor	Approval	0
6007-PLN-GTH-28-33-4200_R0-signed.pdf	Mojave Solar Project. Beta Plant Power Block South Electrical Bldg #22 Foundations	STRUCTURAL - 1	vendor	Approval	0
ab22_01	Building #22 Alpha Plant Layout	STRUCTURAL - 1	vendor	Approval	0
ab22_02	Building #22 Alpha Plant Building Floor Columns/Beams Layout	STRUCTURAL - 1	vendor	Approval	0
ab22_03	Building #22 Alpha Plant Floor Framing Plan & Embed Plate layout	STRUCTURAL - 1	vendor	Approval	0
ab22_04	Buiiliding #22 Alpha Plant Detail	STRUCTURAL - 1	vendor	Approval	0
ab22_05	Buiiliding #22 Alpha Plant Detail	STRUCTURAL - 1	vendor	Approval	0
ab22_06	Building #22 Alpha Plant Base Plan & Blockout Plan	STRUCTURAL - 1	vendor	Approval	0
ab22_07	Building #22 Alpha Plant Base Plan & Blockout Plan	STRUCTURAL - 1	vendor	Approval	0
ab22_08	Building #22 Alpha Plant Base Plan & Blockout Plan	STRUCTURAL - 1	vendor	Approval	0
ab22_09	Building #22 Alpha Plant Base Plan & Blockout Plan	STRUCTURAL - 1	vendor	Approval	0
ab22_10	Building #22 Alpha Plant Base Plan & Blockout Plan	STRUCTURAL - 1	vendor	Approval	0
ab22_11	Building #22 Alpha Plant Base Plan & Blockout Plan	STRUCTURAL - 1	vendor	Approval	0
ab22_12	Building #22 Alpha Plant Base Plan & Blockout Plan	STRUCTURAL - 1	vendor	Approval	0
ab22_13	Building #22 Alpha Plant Base Assembly Plan	STRUCTURAL - 1	vendor	Approval	0
ab22_14	Building #22 Alpha Plant Roof Plan	STRUCTURAL - 1	vendor	Approval	0
ab22_15	Building #22 Alpha Plant Roof Plan	STRUCTURAL - 1	vendor	Approval	0
ab22_16	Building #22 Alpha Plant Roof Plan	STRUCTURAL - 1	vendor	Approval	0
ab22_17	Building #22 Alpha Plant Roof Plan	STRUCTURAL - 1	vendor	Approval	0

ABENER TEYMA MOJAVE

Compliance No.:	GEN-2				
Job :	Mojave Solar Project				
Date: 07/08/2014	Description: Structural Master Drawing List				
Sheet No.	Description	Applicable Condition of Certification	Vendor Supplied or EOR	Reason for Submittal	Revision
ab22_18	Building #22 Alpha Plant Roof Assembly Plan	STRUCTURAL - 1	vendor	Approval	0
ab22_19	Building #22 Alpha Plant Wall Plan	STRUCTURAL - 1	vendor	Approval	0
ab22_20	Building #22 Alpha Plant Wall Plan	STRUCTURAL - 1	vendor	Approval	0
ab22_21	Building #22 Alpha Plant Wall Plan	STRUCTURAL - 1	vendor	Approval	0
ab22_22	Building #22 Alpha Plant Wall Plan	STRUCTURAL - 1	vendor	Approval	0
ab22_23	Building #22 Alpha Plant Wall Plan & Blockout Plan	STRUCTURAL - 1	vendor	Approval	0
ab22_24	Building #22 Alpha Plant Wall Plan & Blockout Plan	STRUCTURAL - 1	vendor	Approval	0
ab22_25	Building #22 Alpha Plant Wall Plan	STRUCTURAL - 1	vendor	Approval	0
ab22_26	Building #22 Alpha Plant Wall Assembly Plan	STRUCTURAL - 1	vendor	Approval	0
ab22_27	Building #22 Alpha Plant Wall Plan & Blockout Plan	STRUCTURAL - 1	vendor	Approval	0
ab22_28	Building #22 Alpha Plant Wall Plan & Blockout Plan	STRUCTURAL - 1	vendor	Approval	0
ab22_29	Building #22 Alpha Plant Wall Plan & Blockout Plan	STRUCTURAL - 1	vendor	Approval	0
ab22_30	Building #22 Alpha Plant Wall Plan & Blockout Plan	STRUCTURAL - 1	vendor	Approval	0
ab22_31	Building #22 Alpha Plant Wall Assembly Plan	STRUCTURAL - 1	vendor	Approval	0
ab22_32	Building #22 Alpha Plant Wall Plan	STRUCTURAL - 1	vendor	Approval	0
ab22_33	Building #22 Alpha Plant Wall Plan & Blockout Plan	STRUCTURAL - 1	vendor	Approval	0
ab22_34	Building #22 Alpha Plant Wall Plan	STRUCTURAL - 1	vendor	Approval	0
ab22_35	Building #22 Alpha Plant Wall Plan	STRUCTURAL - 1	vendor	Approval	0
ab22_36	Building #22 Alpha Plant Wall Plan & Blockout Plan	STRUCTURAL - 1	vendor	Approval	0
ab22_37	Building #22 Alpha Plant Wall Plan & Blockout Plan	STRUCTURAL - 1	vendor	Approval	0
ab22_38	Building #22 Alpha Plant_Wall Blockout Plan	STRUCTURAL - 1	vendor	Approval	0
ab22_39	Building #22 Alpha Plant Wall Assembly Plan	STRUCTURAL - 1	vendor	Approval	0
ab22_40	Building #22 Alpha Plant_Wall Plan	STRUCTURAL - 1	vendor	Approval	0
ab22_41	Building #22 Alpha Plant Wall Plan & Blockout Plan	STRUCTURAL - 1	vendor	Approval	0
ab22_42	Building #22 Alpha Plant Wall Plan & Blockout Plan	STRUCTURAL - 1	vendor	Approval	0
ab22_43	Building #22 Alpha Plant Wall Assembly Plan	STRUCTURAL - 1	vendor	Approval	0
ab22_44	Building #22 Alpha Plant Wall_Plan	STRUCTURAL - 1	vendor	Approval	0
ab22_45	Building #22 Alpha Plant Wall Plan & Blockout Plan	STRUCTURAL - 1	vendor	Approval	0
ab22_46	Building #22 Alpha Plant Wall Plan	STRUCTURAL - 1	vendor	Approval	0
ab22_47	Building #22 Alpha Plant Wall Plan	STRUCTURAL - 1	vendor	Approval	0
ab22_48	Building #22 Alpha Plant Wall Plan	STRUCTURAL - 1	vendor	Approval	0
ab22_49	Building #22 Alpha Plant Wall Plan	STRUCTURAL - 1	vendor	Approval	0
ab22_50	Building #22 Alpha Plant Wall Plan	STRUCTURAL - 1	vendor	Approval	0
ab22_51	Building #22 Alpha Plant Wall Plan & Blockout Plan	STRUCTURAL - 1	vendor	Approval	0
ab22_52	Building #22 Alpha Plant Wall Plan	STRUCTURAL - 1	vendor	Approval	0
ab22_53	Building #22 Alpha Plant_Wall Assembly Plan	STRUCTURAL - 1	vendor	Approval	0
ab22_54	Building #22 Alpha Plant Base Rebar Plan	STRUCTURAL - 1	vendor	Approval	0
ab22_55	Building #22 Alpha Plant Base Rebar Plan	STRUCTURAL - 1	vendor	Approval	0
ab22_56	Building #22 Alpha Plant Base Rebar Plan	STRUCTURAL - 1	vendor	Approval	0
ab22_57	Building #22 Alpha Plant Base Rebar Plan	STRUCTURAL - 1	vendor	Approval	0
ab22_58	Building #22 Alpha Plant Roof Rebar Plan	STRUCTURAL - 1	vendor	Approval	0
ab22_59	Building #22 Alpha Plant Roof Rebar Plan	STRUCTURAL - 1	vendor	Approval	0
ab22_60	Building #22 Alpha Plant Roof Rebar Plan	STRUCTURAL - 1	vendor	Approval	0
ab22_61	Building #22 Alpha Plant Roof Rebar Plan	STRUCTURAL - 1	vendor	Approval	0
ab22_62	Building #22 Alpha Plant Wall Rebar Plan	STRUCTURAL - 1	vendor	Approval	0
ab22_63	Building #22 Alpha Plant Wall Rebar Plan	STRUCTURAL - 1	vendor	Approval	0
ab22_64	Building #22 Alpha Plant Wall Rebar Plan	STRUCTURAL - 1	vendor	Approval	0
ab22_65	Building #22 Alpha Plant Wall Rebar Plan	STRUCTURAL - 1	vendor	Approval	0
ab22_66	Building #22 Alpha Plant Wall Rebar Plan	STRUCTURAL - 1	vendor	Approval	0
ab22_67	Building #22 Alpha Plant Wall Rebar Plan	STRUCTURAL - 1	vendor	Approval	0
ab22_68	Building #22 Alpha Plant Details	STRUCTURAL - 1	vendor	Approval	0
ab22_69	Building #22 Alpha Plant Details	STRUCTURAL - 1	vendor	Approval	0
ab22_70	Building #22 Alpha Plant Details	STRUCTURAL - 1	vendor	Approval	0
ab22_71	Building #22 Alpha Plant Details	STRUCTURAL - 1	vendor	Approval	0
ab22_72	Building #22 Alpha Plant Details	STRUCTURAL - 1	vendor	Approval	0
ab22_73	Building #22 Alpha Plant Details	STRUCTURAL - 1	vendor	Approval	0
ab22_74	Building #22 Alpha Plant Details	STRUCTURAL - 1	vendor	Approval	0
ab22_75	Building #22 Alpha Plant Details	STRUCTURAL - 1	vendor	Approval	0
ab22_76	Building #22 Alpha Plant Building Assembly Plan	STRUCTURAL - 1	vendor	Approval	0
ab22_s01	General Structural Notes	STRUCTURAL - 1	vendor	Approval	5
ab22_StrucCover	Mojave Solar Project. Alpha Plant Power Block South Electrical Bldg. 22 - Structure	STRUCTURAL - 1	vendor	Approval	0
MojaveBldg22StrucCalcs	Structural Calculations	STRUCTURAL - 1	vendor	Approval	0
bb22_01	Building #22 Beta Plant Layout	STRUCTURAL - 1	vendor	Approval	0
bb22_02	Building #22 Beta Plant Building Floor Columns/Beams Layout	STRUCTURAL - 1	vendor	Approval	0
bb22_03	Building #22 Beta Plant Floor Framing Plan & Embed Plate layouy	STRUCTURAL - 1	vendor	Approval	0
bb22_04	Building #22 Beta Plant Detail	STRUCTURAL - 1	vendor	Approval	0
bb22_05	Building #22 Beta Plant Detail	STRUCTURAL - 1	vendor	Approval	0
bb22_06	Building #22 Beta Plant Base Plan & Blockout Plan	STRUCTURAL - 1	vendor	Approval	0
bb22_07	Building #22 Beta Plant Base Plan & Blockout Plan	STRUCTURAL - 1	vendor	Approval	0
bb22_08	Building #22 Beta Plant Base Plan & Blockout Plan	STRUCTURAL - 1	vendor	Approval	0
bb22_09	Building #22 Beta Plant Base Plan & Blockout Plan	STRUCTURAL - 1	vendor	Approval	0
bb22_10	Building #22 Beta Plant Base Plan & Blockout Plan	STRUCTURAL - 1	vendor	Approval	0
bb22_11	Building #22 Beta Plant Base Plan & Blockout Plan	STRUCTURAL - 1	vendor	Approval	0
bb22_12	Building #22 Beta Plant Base Plan & Blockout Plan	STRUCTURAL - 1	vendor	Approval	0
bb22_13	Building #22 Beta Plant Base Assembly Plan	STRUCTURAL - 1	vendor	Approval	0
bb22_14	Building #22 Beta Plant Roof Plan	STRUCTURAL - 1	vendor	Approval	0
bb22_15	Building #22 Beta Plant Roof Plan	STRUCTURAL - 1	vendor	Approval	0
bb22_16	Building #22 Beta Plant Roof Plan	STRUCTURAL - 1	vendor	Approval	0
bb22_17	Building #22 Beta Plant Roof Plan	STRUCTURAL - 1	vendor	Approval	0
bb22_18	Building #22 Beta Plant Roof Assembly Plan	STRUCTURAL - 1	vendor	Approval	0
bb22_19	Building #22 Beta Plant Wall Plan	STRUCTURAL - 1	vendor	Approval	0
bb22_20	Building #22 Beta Plant Wall Plan	STRUCTURAL - 1	vendor	Approval	0
bb22_21	Building #22 Beta Plant Wall Plan	STRUCTURAL - 1	vendor	Approval	0
bb22_22	Building #22 Beta Plant Wall Plan	STRUCTURAL - 1	vendor	Approval	0
bb22_23	Building #22 Beta Plant Wall Plan & Blockout Plan	STRUCTURAL - 1	vendor	Approval	0

ABENER TEYMA MOJAVE

Compliance No.:	GEN-2				
Job :	Mojave Solar Project				
Date: 07/08/2014	Description: Structural Master Drawing List				
Sheet No.	Description	Applicable Condition of Certification	Vendor Supplied or EOR	Reason for Submittal	Revision
bb22_24	Building #22 Beta Plant Wall Plan & Blockout Plan	STRUCTURAL - 1	vendor	Approval	0
bb22_25	Building #22 Beta Plant Wall Plan	STRUCTURAL - 1	vendor	Approval	0
bb22_26	Building #22 Beta Plant Wall Assembly Plan	STRUCTURAL - 1	vendor	Approval	0
bb22_27	Building #22 Beta Plant Wall plan & Blockout Plan	STRUCTURAL - 1	vendor	Approval	0
bb22_28	Building #22 Beta Plant Wall plan & Blockout Plan	STRUCTURAL - 1	vendor	Approval	0
bb22_29	Building #22 Beta Plant Wall Plan& Blockout Plan	STRUCTURAL - 1	vendor	Approval	0
bb22_30	Building #22 Beta Plant Wall Plan& Blockout Plan	STRUCTURAL - 1	vendor	Approval	0
bb22_31	Building #22 Beta Plant Wall Assembly Plan	STRUCTURAL - 1	vendor	Approval	0
bb22_32	Building #22 Beta Plant Wall Plan	STRUCTURAL - 1	vendor	Approval	0
bb22_33	Building #22 Beta Plant Wall Plan & Blockout Plan	STRUCTURAL - 1	vendor	Approval	0
bb22_34	Building #22 Beta Plant Wall Plan	STRUCTURAL - 1	vendor	Approval	0
bb22_35	Building #22 Beta Plant Wall Plan	STRUCTURAL - 1	vendor	Approval	0
bb22_36	Building #22 Beta Plant Wall Plan & Blockout Plan	STRUCTURAL - 1	vendor	Approval	0
bb22_37	Building #22 Beta Plant Wall Plan & Blockout Plan	STRUCTURAL - 1	vendor	Approval	0
bb22_38	Building #22 Beta Plant Wall Blockout Plan	STRUCTURAL - 1	vendor	Approval	0
bb22_39	Building #22 Beta Plant Wall Assembly Plan	STRUCTURAL - 1	vendor	Approval	0
bb22_40	Building #22 Beta Plant Wall Plan	STRUCTURAL - 1	vendor	Approval	0
bb22_41	Building #22 Beta Plant Wall Plan & Blockout Plan	STRUCTURAL - 1	vendor	Approval	0
bb22_42	Building #22 Beta Plant Wall Plan & Blockout Plan	STRUCTURAL - 1	vendor	Approval	0
bb22_43	Building #22 Beta Plant Wall Assembly Plan	STRUCTURAL - 1	vendor	Approval	0
bb22_44	Building #22 Beta Plant Wall Plan	STRUCTURAL - 1	vendor	Approval	0
bb22_45	Building #22 Beta Plant Wall Plan & Blockout Plan	STRUCTURAL - 1	vendor	Approval	0
bb22_46	Building #22 Beta Plant Wall Plan	STRUCTURAL - 1	vendor	Approval	0
bb22_47	Building #22 Beta Plant Wall Plan	STRUCTURAL - 1	vendor	Approval	0
bb22_48	Building #22 Beta Plant Wall Assembly Plan	STRUCTURAL - 1	vendor	Approval	0
bb22_49	Building #22 Beta Plant Wall Plan	STRUCTURAL - 1	vendor	Approval	0
bb22_50	Building #22 Beta Plant Wall Plan	STRUCTURAL - 1	vendor	Approval	0
bb22_51	Building #22 Beta Plant Wall Plan & Blockout Plan	STRUCTURAL - 1	vendor	Approval	0
bb22_52	Building #22 Beta Plant Wall Plan	STRUCTURAL - 1	vendor	Approval	0
bb22_53	Building #22 Beta Plant Wall Assembly Plan	STRUCTURAL - 1	vendor	Approval	0
bb22_54	Building #22 Beta Plant Base Rebar Plan	STRUCTURAL - 1	vendor	Approval	0
bb22_55	Building #22 Beta Plant Base Rebar Plan	STRUCTURAL - 1	vendor	Approval	0
bb22_56	Building #22 Beta Plant Base Rebar Plan	STRUCTURAL - 1	vendor	Approval	0
bb22_57	Building #22 Beta Plant Base Rebar Plan	STRUCTURAL - 1	vendor	Approval	0
bb22_58	Building #22 Beta Plant Roof Rebar Plan	STRUCTURAL - 1	vendor	Approval	0
bb22_59	Building #22 Beta Plant Roof Rebar Plan	STRUCTURAL - 1	vendor	Approval	0
bb22_60	Building #22 Beta Plant Roof Rebar Plan	STRUCTURAL - 1	vendor	Approval	0
bb22_61	Building #22 Beta Plant Roof Rebar Plan	STRUCTURAL - 1	vendor	Approval	0
bb22_62	Building #22 Beta Plant Wall Rebar Plan	STRUCTURAL - 1	vendor	Approval	0
bb22_63	Building #22 Beta Plant Wall Rebar Plan	STRUCTURAL - 1	vendor	Approval	0
bb22_64	Building #22 Beta Plant Wall Rebar Plan	STRUCTURAL - 1	vendor	Approval	0
bb22_65	Building #22 Beta Plant Wall Rebar Plan	STRUCTURAL - 1	vendor	Approval	0
bb22_66	Building #22 Beta Plant Wall Rebar Plan	STRUCTURAL - 1	vendor	Approval	0
bb22_67	Building #22 Beta Plant Wall Rebar Plan	STRUCTURAL - 1	vendor	Approval	0
bb22_68	Building #22 Beta Plant Detail	STRUCTURAL - 1	vendor	Approval	0
bb22_69	Building #22 Beta Plant Detail	STRUCTURAL - 1	vendor	Approval	0
bb22_70	Building #22 Beta Plant Detail	STRUCTURAL - 1	vendor	Approval	0
bb22_71	Building #22 Beta Plant Detail	STRUCTURAL - 1	vendor	Approval	0
bb22_72	Building #22 Beta Plant Detail	STRUCTURAL - 1	vendor	Approval	0
bb22_73	Building #22 Beta Plant Detail	STRUCTURAL - 1	vendor	Approval	0
bb22_74	Building #22 Beta Plant Detail	STRUCTURAL - 1	vendor	Approval	0
bb22_75	Building #22 Beta Plant Detail	STRUCTURAL - 1	vendor	Approval	0
bb22_76	Building #22 Beta Plant Building Assemble Plan	STRUCTURAL - 1	vendor	Approval	0
bb22_s01	General Structural Notes	STRUCTURAL - 1	vendor	Approval	5
bb22_StrucCover	Mojave Solar Project. Beta Plant Power Block South Electrical Bldg. 22 - Structure	STRUCTURAL - 1	vendor	Approval	0
SubmittalLetter20130906	Abengoa Mojave Solar Electrical Building #22 Submittal	STRUCTURAL - 1	vendor	Approval	NA
6007-PLN-GTH-28-33-2202	Mojave Solar Project. Alpha Plant Power Block South Electrical Bldg. 22 - Mechanical	STRUCTURAL - 1	vendor	Approval	0
6007-PLN-GTH-28-33-4202	Mojave Solar Project. Beta Plant Power Block South Electrical Bldg. 22 - Mechanical	STRUCTURAL - 1	vendor	Approval	0
22 M1.0-Layout1 - Alpha	Mechanical Symbol, Abb. Gen Notes & Sheet Index	STRUCTURAL - 1	vendor	Approval	0
22 M1.0-Layout1 - Beta	Mechanical Symbol, Abb. Gen Notes & Sheet Index	STRUCTURAL - 1	vendor	Approval	0
22 M1.1-Layout1 - Alpha	Schedules & Floor Plans	STRUCTURAL - 1	vendor	Approval	0
22 M1.1-Layout1 - Beta	Schedules & Floor Plans	STRUCTURAL - 1	vendor	Approval	0
6007-CAL-AGE-58-54-2700	MOJAVE SOLAR RACK 2 SILENCER HTF STRUCTURE (ALPHA)	STRUCTURAL - 1	vendor	Approval	0
ab27_S0.1	General Structural Notes	STRUCTURAL - 1	vendor	Approval	4
ab27_S1.1	Mat Foundation Plan - Alpha Site	STRUCTURAL - 1	vendor	Approval	6
ab27_S2.1	Floor Framing Plan - Alpha Site	STRUCTURAL - 1	vendor	Approval	4
ab27_S3.1	Foundation Details	STRUCTURAL - 1	vendor	Approval	4
bb27_S0.1	General Structural Notes	STRUCTURAL - 1	vendor	Approval	4
bb27_S1.1	Mat Foundation Plan - Beta Site	STRUCTURAL - 1	vendor	Approval	4
bb27_S2.1	Floor Framing Plan - Beta Site	STRUCTURAL - 1	vendor	Approval	4
bb27_S3.1	Foundation Details	STRUCTURAL - 1	vendor	Approval	4
XSection.pdf	Typical Bldg Cross Section	STRUCTURAL - 1	vendor	Approval	NA
FoundationCalcs_20130712	Structural Calculations	STRUCTURAL - 1	vendor	Approval	0
MojaveBldg27StrucCalcs	Structural Calculations	STRUCTURAL - 1	vendor	Approval	0
20130919_Letter	Abengoa Mojave Solar Electrical Building #27 Response Letter	STRUCTURAL - 1	vendor	Approval	NA
S1.1	Mat Foundation Plan - Beta Site	STRUCTURAL - 1	vendor	Approval	6
S2.1	Floor Framing Plan - Beta Site	STRUCTURAL - 1	vendor	Approval	6
20130918_Letter	Abengoa Mojave Solar Electrical Building #22 Response Letter	STRUCTURAL - 1	vendor	Approval	n/a
Compressed_Air-Anchor_Bolts_Part1	Seismic Calculation Worksheet	STRUCTURAL - 1	vendor	Approval	NA
Compressed_Air-Anchor_Bolts_Part2	Seismic Calculation Worksheet	STRUCTURAL - 1	vendor	Approval	NA
Compressed_Air-Anchor_Bolts_Part3	Seismic Calculation Worksheet	STRUCTURAL - 1	vendor	Approval	NA
Compressed_Air-Anchor_Bolts_Part4	Seismic Calculation Worksheet	STRUCTURAL - 1	vendor	Approval	NA
Compressed_Air-Anchor_Bolts_Part5	Seismic Calculation Worksheet	STRUCTURAL - 1	vendor	Approval	NA
6007-PLN-JHF-16-62-0001	Plan Foundation Aircooled, Low Ambient	STRUCTURAL - 1	vendor	Approval	A
6007-PLN-JHF-16-62-0002	General Arrangement Dryer	STRUCTURAL - 1	vendor	Approval	0

ABENER TEYMA MOJAVE

Compliance No.:	GEN-2				
Job :	Mojave Solar Project				
Date: 07/08/2014	Description: Structural Master Drawing List				
Sheet No.	Description	Applicable Condition of Certification	Vendor Supplied or EOR	Reason for Submittal	Revision
6007-PLN-JHF-16-62-0003	General Arrangement Air Receiver 1550 Gallon	STRUCTURAL - 1	vendor	Approval	0
6007-PLN-JHF-16-62-0004	General Arrangement Air Receiver 2560 Gallon	STRUCTURAL - 1	vendor	Approval	0
6007-PLN-JHF-16-62-0005	General Arrangement Trim Cooler	STRUCTURAL - 1	vendor	Approval	0
Plan Check Reply - STRUC 1-16_02	Revision Letter	STRUCTURAL - 1	vendor	Approval	NA
6007-PLN-AGE-CSA	Mojave solar Project. Alpha Plant Power Block Center Electrical Bldg 27-Structure	STRUCTURAL - 1	vendor	Approval	0
ab27_01	Building #27 Alpha Plant Layout	STRUCTURAL - 1	vendor	Approval	0
ab27_02	Building #27 Alpha Plant Building Floor Columns/Beams Layout	STRUCTURAL - 1	vendor	Approval	0
ab27_03	Building #27 Alpha Plant Floor Framing Plan & Embed Plate layout	STRUCTURAL - 1	vendor	Approval	0
ab27_04	Building #27 Alpha Plant Detail	STRUCTURAL - 1	vendor	Approval	0
ab27_05	Building #27 Alpha Plant Detail	STRUCTURAL - 1	vendor	Approval	0
ab27_06	Building #27 Alpha Plant Base Plan & Blockout Plan	STRUCTURAL - 1	vendor	Approval	0
ab27_07	Building #27 Alpha Plant Base Plan & Blockout Plan	STRUCTURAL - 1	vendor	Approval	0
ab27_08	Building #27 Alpha Plant Base Plan & Blockout Plan	STRUCTURAL - 1	vendor	Approval	0
ab27_09	Building #27 Alpha Plant Base Plan & Blockout Plan	STRUCTURAL - 1	vendor	Approval	0
ab27_10	Building #27 Alpha Plant Base Plan & Blockout Plan	STRUCTURAL - 1	vendor	Approval	0
ab27_11	Building #27 Alpha Plant Base Plan & Blockout Plan	STRUCTURAL - 1	vendor	Approval	0
ab27_12	Building #27 Alpha Plant Base Assembly Plan	STRUCTURAL - 1	vendor	Approval	0
ab27_13	Building #27 Alpha Plant Roof Plan	STRUCTURAL - 1	vendor	Approval	0
ab27_14	Building #27 Alpha Plant Roof Plan	STRUCTURAL - 1	vendor	Approval	0
ab27_15	Building #27 Alpha Plant Roof Plan	STRUCTURAL - 1	vendor	Approval	0
ab27_16	Building #27 Alpha Plant Roof Plan	STRUCTURAL - 1	vendor	Approval	0
ab27_17	Building #27 Alpha Plant Roof Plan	STRUCTURAL - 1	vendor	Approval	0
ab27_18	Building #27 Alpha Plant Roof Plan	STRUCTURAL - 1	vendor	Approval	0
ab27_19	Building #27 Alpha Plant Roof Assembly Plan	STRUCTURAL - 1	vendor	Approval	0
ab27_20	Building #27 Alpha Plant Wall Plan	STRUCTURAL - 1	vendor	Approval	0
ab27_21	Building #27 Alpha Plant Wall Plan	STRUCTURAL - 1	vendor	Approval	0
ab27_22	Building #27 Alpha Plant Wall Blockout Plan	STRUCTURAL - 1	vendor	Approval	0
ab27_23	Building #27 Alpha Plant Wall Plan & Blockout Plan	STRUCTURAL - 1	vendor	Approval	0
ab27_24	Building #27 Alpha Plant Wall Plan	STRUCTURAL - 1	vendor	Approval	0
ab27_25	Building #27 Alpha Plant Wall Blockout Plan	STRUCTURAL - 1	vendor	Approval	0
ab27_26	Building #27 Alpha Plant Wall Plan	STRUCTURAL - 1	vendor	Approval	0
ab27_27	Building #27 Alpha Plant Wall Blockout Plan	STRUCTURAL - 1	vendor	Approval	0
ab27_28	Building #27 Alpha Plant Wall Plan	STRUCTURAL - 1	vendor	Approval	0
ab27_29	Building #27 Alpha Plant Wall Blockout Plan	STRUCTURAL - 1	vendor	Approval	0
ab27_30	Building #27 Alpha Plant Wall Plan	STRUCTURAL - 1	vendor	Approval	0
ab27_31	Building #27 Alpha Plant Wall Assembly Plan	STRUCTURAL - 1	vendor	Approval	0
ab27_32	Building #27 Alpha Plant Wall Plan	STRUCTURAL - 1	vendor	Approval	0
ab27_33	Building #27 Alpha Plant Wall Plan & Blockout Plan	STRUCTURAL - 1	vendor	Approval	0
ab27_34	Building #27 Alpha Plant Wall Plan	STRUCTURAL - 1	vendor	Approval	0
ab27_35	Building #27 Alpha Plant Wall Assembly Plan	STRUCTURAL - 1	vendor	Approval	0
ab27_36	Building #27 Alpha Plant Wall Plan	STRUCTURAL - 1	vendor	Approval	0
ab27_37	Building #27 Alpha Plant Wall Plan	STRUCTURAL - 1	vendor	Approval	0
ab27_38	Building #27 Alpha Plant Wall Plan	STRUCTURAL - 1	vendor	Approval	0
ab27_39	Building #27 Alpha Plant Wall Plan	STRUCTURAL - 1	vendor	Approval	0
ab27_40	Building #27 Alpha Plant Wall Blockout Plan	STRUCTURAL - 1	vendor	Approval	0
ab27_41	Building #27 Alpha Plant Wall Plan	STRUCTURAL - 1	vendor	Approval	0
ab27_42	Building #27 Alpha Plant Wall Plan & Blockout Plan	STRUCTURAL - 1	vendor	Approval	0
ab27_43	Building #27 Alpha Plant Wall Plan	STRUCTURAL - 1	vendor	Approval	0
ab27_44	Building #27 Alpha Plant Wall Blockout Plan	STRUCTURAL - 1	vendor	Approval	0
ab27_45	Building #27 Alpha Plant Wall Assembly Plan	STRUCTURAL - 1	vendor	Approval	0
ab27_46	Building #27 Alpha Plant Wall Plan	STRUCTURAL - 1	vendor	Approval	0
ab27_47	Building #27 Alpha Plant Wall Plan	STRUCTURAL - 1	vendor	Approval	0
ab27_48	Building #27 Alpha Plant Wall Plan	STRUCTURAL - 1	vendor	Approval	0
ab27_49	Building #27 Alpha Plant Wall Assembly Plan	STRUCTURAL - 1	vendor	Approval	0
ab27_50	Building #27 Alpha Plant Wall Plan	STRUCTURAL - 1	vendor	Approval	0
ab27_51	Building #27 Alpha Plant Wall Plan	STRUCTURAL - 1	vendor	Approval	0
ab27_52	Building #27 Alpha Plant Wall Blockout Plan	STRUCTURAL - 1	vendor	Approval	0
ab27_53	Building #27 Alpha Plant Wall Plan	STRUCTURAL - 1	vendor	Approval	0
ab27_54	Building #27 Alpha Plant Wall Assembly Plan	STRUCTURAL - 1	vendor	Approval	0
ab27_55	Building #27 Alpha Plant Wall Plan	STRUCTURAL - 1	vendor	Approval	0
ab27_56	Building #27 Alpha Plant Wall Plan	STRUCTURAL - 1	vendor	Approval	0
ab27_57	Building #27 Alpha Plant Wall Plan	STRUCTURAL - 1	vendor	Approval	0
ab27_58	Building #27 Alpha Plant Wall Plan	STRUCTURAL - 1	vendor	Approval	0
ab27_59	Building #27 Alpha Plant Base Rebar Plan	STRUCTURAL - 1	vendor	Approval	0
ab27_60	Building #27 Alpha Plant Base Rebar Plan	STRUCTURAL - 1	vendor	Approval	0
ab27_61	Building #27 Alpha Plant Base Rebar Plan	STRUCTURAL - 1	vendor	Approval	0
ab27_62	Building #27 Alpha Plant Roof Rebar Plan	STRUCTURAL - 1	vendor	Approval	0
ab27_63	Building #27 Alpha Plant Roof Rebar Plan	STRUCTURAL - 1	vendor	Approval	0
ab27_64	Building #27 Alpha Plant Roof Rebar Plan	STRUCTURAL - 1	vendor	Approval	0
ab27_65	Building #27 Alpha Plant Wall Rebar Plan	STRUCTURAL - 1	vendor	Approval	0
ab27_66	Building #27 Alpha Plant Wall Rebar Plan	STRUCTURAL - 1	vendor	Approval	0
ab27_67	Building #27 Alpha Plant Wall Rebar Plan	STRUCTURAL - 1	vendor	Approval	0
ab27_68	Building #27 Alpha Plant Wall Rebar Plan	STRUCTURAL - 1	vendor	Approval	0
ab27_69	Building #27 Alpha Plant Wall Rebar Plan	STRUCTURAL - 1	vendor	Approval	0
ab27_70	Building #27 Alpha Plant Wall Rebar Plan	STRUCTURAL - 1	vendor	Approval	0
ab27_71	Building #27 Alpha Plant Wall Rebar Plan	STRUCTURAL - 1	vendor	Approval	0
ab27_72	Building #27 Alpha Plant Details	STRUCTURAL - 1	vendor	Approval	0
ab27_73	Building #27 Alpha Plant Details	STRUCTURAL - 1	vendor	Approval	0
ab27_74	Building #27 Alpha Plant Details	STRUCTURAL - 1	vendor	Approval	0
ab27_75	Building #27 Alpha Plant Details	STRUCTURAL - 1	vendor	Approval	0
ab27_76	Building #27 Alpha Plant Details	STRUCTURAL - 1	vendor	Approval	0
ab27_77	Building #27 Alpha Plant Details	STRUCTURAL - 1	vendor	Approval	0
ab27_78	Building #27 Alpha Plant Details	STRUCTURAL - 1	vendor	Approval	0
ab27_79	Building #27 Alpha Plant Details	STRUCTURAL - 1	vendor	Approval	0
ab27_80	Building #27 Alpha Plant Details	STRUCTURAL - 1	vendor	Approval	0

ABENER TEYMA MOJAVE

Compliance No.:	GEN-2				
Job :	Mojave Solar Project				
Date: 07/08/2014	Description: Structural Master Drawing List				
Sheet No.	Description	Applicable Condition of Certification	Vendor Supplied or EOR	Reason for Submittal	Revision
ab27_81	Building #27 Alpha Plant Building Assembly Plan	STRUCTURAL - 1	vendor	Approval	0
aS0.1	General Structural Notes	STRUCTURAL - 1	vendor	Approval	5
6007-PLN-AGE-CSB	Mojave solar Project. Beta Plant Power Block Central Electrical Bldg 27-Structure	STRUCTURAL - 1	vendor	Approval	0
bb27_1	Building #27 Beta Plant Layout	STRUCTURAL - 1	vendor	Approval	0
bb27_2	Building #27 Beta Plant Building Floor Columns/Beams Layout	STRUCTURAL - 1	vendor	Approval	0
bb27_3	Building #27 Beta Plant Framing & Embed Plate layout	STRUCTURAL - 1	vendor	Approval	0
bb27_4	Building #27 Beta Plant Detail	STRUCTURAL - 1	vendor	Approval	0
bb27_5	Building #27 Beta Plant Detail	STRUCTURAL - 1	vendor	Approval	0
bb27_6	Building #27 Beta Plant Base Plan & Blockout Plan	STRUCTURAL - 1	vendor	Approval	0
bb27_7	Building #27 Beta Plant Base Plan & Blockout Plan	STRUCTURAL - 1	vendor	Approval	0
bb27_8	Building #27 Beta Plant Base Plan & Blockout Plan	STRUCTURAL - 1	vendor	Approval	0
bb27_9	Building #27 Beta Plant Base Plan & Blockout Plan	STRUCTURAL - 1	vendor	Approval	0
bb27_10	Building #27 Beta Plant Base Plan & Blockout Plan	STRUCTURAL - 1	vendor	Approval	0
bb27_11	Building #27 Beta Plant Base Plan & Blockout Plan	STRUCTURAL - 1	vendor	Approval	0
bb27_12	Building #27 Beta Plant Base Assembly Plan	STRUCTURAL - 1	vendor	Approval	0
bb27_13	Building #27 Beta Plant Roof Plan	STRUCTURAL - 1	vendor	Approval	0
bb27_14	Building #27 Beta Plant Roof Plan	STRUCTURAL - 1	vendor	Approval	0
bb27_15	Building #27 Beta Plant Roof Plan	STRUCTURAL - 1	vendor	Approval	0
bb27_16	Building #27 Beta Plant Roof Plan	STRUCTURAL - 1	vendor	Approval	0
bb27_17	Building #27 Beta Plant Roof Plan	STRUCTURAL - 1	vendor	Approval	0
bb27_18	Building #27 Beta Plant Roof Plan	STRUCTURAL - 1	vendor	Approval	0
bb27_19	Building #27 Beta Plant Roof Assembly Plan	STRUCTURAL - 1	vendor	Approval	0
bb27_20	Building #27 Beta Plant Wall Plan	STRUCTURAL - 1	vendor	Approval	0
bb27_21	Building #27 Beta Plant Wall Plan	STRUCTURAL - 1	vendor	Approval	0
bb27_22	Building #27 Beta Plant Wall Blockout Plan	STRUCTURAL - 1	vendor	Approval	0
bb27_23	Building #27 Beta Plant Wall Plan & Wall Blockout Plan	STRUCTURAL - 1	vendor	Approval	0
bb27_24	Building #27 Beta Plant Wall Plan	STRUCTURAL - 1	vendor	Approval	0
bb27_25	Building #27 Beta Plant Wall Blockout Plan	STRUCTURAL - 1	vendor	Approval	0
bb27_26	Building #27 Beta Plant Wall Plan	STRUCTURAL - 1	vendor	Approval	0
bb27_27	Building #27 Beta Plant Wall Blockout Plan	STRUCTURAL - 1	vendor	Approval	0
bb27_28	Building #27 Beta Plant Wall Plan	STRUCTURAL - 1	vendor	Approval	0
bb27_29	Building #27 Beta Plant Wall Blockout Plan	STRUCTURAL - 1	vendor	Approval	0
bb27_30	Building #27 Beta Plant Wall Plan	STRUCTURAL - 1	vendor	Approval	0
bb27_31	Building #27 Beta Plant Wall Assembly Plan	STRUCTURAL - 1	vendor	Approval	0
bb27_32	Building #27 Beta Plant Wall Plan	STRUCTURAL - 1	vendor	Approval	0
bb27_33	Building #27 Beta Plant Wall Plan & Blockout Plan	STRUCTURAL - 1	vendor	Approval	0
bb27_34	Building #27 Beta Plant Wall Plan	STRUCTURAL - 1	vendor	Approval	0
bb27_35	Building #27 Beta Plant Wall Assembly Plan	STRUCTURAL - 1	vendor	Approval	0
bb27_36	Building #27 Beta Plant Wall Plan	STRUCTURAL - 1	vendor	Approval	0
bb27_37	Building #27 Beta Plant Wall Plan	STRUCTURAL - 1	vendor	Approval	0
bb27_38	Building #27 Beta Plant Wall Plan	STRUCTURAL - 1	vendor	Approval	0
bb27_39	Building #27 Beta Plant Wall Plan	STRUCTURAL - 1	vendor	Approval	0
bb27_40	Building #27 Beta Plant Wall Blockout Plan	STRUCTURAL - 1	vendor	Approval	0
bb27_41	Building #27 Beta Plant Wall Plan	STRUCTURAL - 1	vendor	Approval	0
bb27_42	Building #27 Beta Plant Wall Plan & Blockout Plan	STRUCTURAL - 1	vendor	Approval	0
bb27_43	Building #27 Beta Plant Wall Plan	STRUCTURAL - 1	vendor	Approval	0
bb27_44	Building #27 Beta Plant Wall Blockout Plan	STRUCTURAL - 1	vendor	Approval	0
bb27_45	Building #27 Beta Plant Wall Assembly Plan	STRUCTURAL - 1	vendor	Approval	0
bb27_46	Building #27 Beta Plant Wall Plan	STRUCTURAL - 1	vendor	Approval	0
bb27_47	Building #27 Beta Plant Wall Plan	STRUCTURAL - 1	vendor	Approval	0
bb27_48	Building #27 Beta Plant Wall Plan	STRUCTURAL - 1	vendor	Approval	0
bb27_49	Building #27 Beta Plant Wall Assembly Plan	STRUCTURAL - 1	vendor	Approval	0
bb27_50	Building #27 Beta Plant Wall Plan	STRUCTURAL - 1	vendor	Approval	0
bb27_51	Building #27 Beta Plant Wall Plan	STRUCTURAL - 1	vendor	Approval	0
bb27_52	Building #27 Beta Plant Wall Blockout Plan	STRUCTURAL - 1	vendor	Approval	0
bb27_53	Building #27 Beta Plant Wall Plan	STRUCTURAL - 1	vendor	Approval	0
bb27_54	Building #27 Beta Plant Wall Assembly Plan	STRUCTURAL - 1	vendor	Approval	0
bb27_55	Building #27 Beta Plant Wall Plan	STRUCTURAL - 1	vendor	Approval	0
bb27_56	Building #27 Beta Plant Wall Plan	STRUCTURAL - 1	vendor	Approval	0
bb27_57	Building #27 Beta Plant Wall Plan	STRUCTURAL - 1	vendor	Approval	0
bb27_58	Building #27 Beta Plant Wall Plan	STRUCTURAL - 1	vendor	Approval	0
bb27_59	Building #27 Beta Plant Base Rebar Plan	STRUCTURAL - 1	vendor	Approval	0
bb27_60	Building #27 Beta Plant Base Rebar Plan	STRUCTURAL - 1	vendor	Approval	0
bb27_61	Building #27 Beta Plant Base Rebar Plan	STRUCTURAL - 1	vendor	Approval	0
bb27_62	Building #27 Beta Plant Roof Rebar Plan	STRUCTURAL - 1	vendor	Approval	0
bb27_63	Building #27 Beta Plant Roof Rebar Plan	STRUCTURAL - 1	vendor	Approval	0
bb27_64	Building #27 Beta Plant Roof Rebar Plan	STRUCTURAL - 1	vendor	Approval	0
bb27_65	Building #27 Beta Plant Wall Rebar Plan	STRUCTURAL - 1	vendor	Approval	0
bb27_66	Building #27 Beta Plant Wall Rebar Plan	STRUCTURAL - 1	vendor	Approval	0
bb27_67	Building #27 Beta Plant Wall Rebar Plan	STRUCTURAL - 1	vendor	Approval	0
bb27_68	Building #27 Beta Plant Wall Rebar Plan	STRUCTURAL - 1	vendor	Approval	0
bb27_69	Building #27 Beta Plant Wall Rebar Plan	STRUCTURAL - 1	vendor	Approval	0
bb27_70	Building #27 Beta Plant Wall Rebar Plan	STRUCTURAL - 1	vendor	Approval	0
bb27_71	Building #27 Beta Plant Wall Rebar Plan	STRUCTURAL - 1	vendor	Approval	0
bb27_72	Building #27 Beta Plant Details	STRUCTURAL - 1	vendor	Approval	0
bb27_73	Building #27 Beta Plant Details	STRUCTURAL - 1	vendor	Approval	0
bb27_74	Building #27 Beta Plant Details	STRUCTURAL - 1	vendor	Approval	0
bb27_75	Building #27 Beta Plant Details	STRUCTURAL - 1	vendor	Approval	0
bb27_76	Building #27 Beta Plant Details	STRUCTURAL - 1	vendor	Approval	0
bb27_77	Building #27 Beta Plant Details	STRUCTURAL - 1	vendor	Approval	0
bb27_78	Building #27 Beta Plant Details	STRUCTURAL - 1	vendor	Approval	0
bb27_79	Building #27 Beta Plant Details	STRUCTURAL - 1	vendor	Approval	0
bb27_80	Building #27 Beta Plant Details	STRUCTURAL - 1	vendor	Approval	0
bb27_81	Building #27 Beta Plant Building Assembly Plan	STRUCTURAL - 1	vendor	Approval	0
bS0.1	General Structural Notes	STRUCTURAL - 1	vendor	Approval	5

ABENER TEYMA
MOJAVE

Compliance No.:	GEN-2				
Job :	Mojave Solar Project				
Date: 07/08/2014	Description: Structural Master Drawing List				
Sheet No.	Description	Applicable Condition of Certification	Vendor Supplied or EOR	Reason for Submittal	Revision
MojaveBldg27StrucCalcs	Structural Calculations	STRUCTURAL - 1	vendor	Approval	1
6007-PLN-AGE-57-31-6105_R2	Beta Plant Solar Field 105 LV & FO Cable Trenching Plan	STRUCTURAL - 1	vendor	Approval	R2
ab27_S0.1	General Structural Notes	STRUCTURAL - 1	vendor	Approval	4
ab27_S1.1	Mat Foundation Plan - Alpha Site	STRUCTURAL - 1	vendor	Approval	4
ab27_S2.1	Floor Framing Plan - Alpah Site	STRUCTURAL - 1	vendor	Approval	4
ab27_S3.1	Foundation Details	STRUCTURAL - 1	vendor	Approval	4
MojaveBldg27StrucCalcs	Structural Calculations	STRUCTURAL - 1	vendor	Approval	0
bb27_S0.1	General Structural Notes	STRUCTURAL - 1	vendor	Approval	4
bb27_S1.1	Mat Foundation Plan - Beta Site	STRUCTURAL - 1	vendor	Approval	4
bb27_S2.1	Floor Framing Plan - Beta Site	STRUCTURAL - 1	vendor	Approval	4
bb27_S3.1	Foundation Details	STRUCTURAL - 1	vendor	Approval	4
Response Letter_20130813	Abengoa Mojave Solar Electrical Building #27 Submittal	STRUCTURAL - 1	vendor	Approval	NA
ab27_1	Building #27 Alpha Plant Layout	STRUCTURAL - 1	vendor	Approval	0
ab27_2	Building #27 Alpha Plant Building Floor Columns/Beams Layout	STRUCTURAL - 1	vendor	Approval	0
ab27_3	Building #27 Alpha Plant Floor Framing Plan & Embed Plate layout	STRUCTURAL - 1	vendor	Approval	0
ab27_4	Building #27 Alpha Plant Detail	STRUCTURAL - 1	vendor	Approval	0
ab27_5	Building #27 Alpha Plant Detail	STRUCTURAL - 1	vendor	Approval	0
ab27_6	Building #27 Alpha Plant Base Plan & Blockout Plan	STRUCTURAL - 1	vendor	Approval	0
ab27_7	Building #27 Alpha Plant Base Plan & Blockout Plan	STRUCTURAL - 1	vendor	Approval	0
ab27_8	Building #27 Alpha Plant Base Plan & Blockout Plan	STRUCTURAL - 1	vendor	Approval	0
ab27_9	Building #27 Alpha Plant Base Plan & Blockout Plan	STRUCTURAL - 1	vendor	Approval	0
ab27_10	Building #27 Alpha Plant Base Plan & Blockout Plan	STRUCTURAL - 1	vendor	Approval	0
ab27_11	Building #27 Alpha Plant Base Plan & Blockout Plan	STRUCTURAL - 1	vendor	Approval	0
ab27_12	Building #27 Alpha Plant Base Assembly Plan	STRUCTURAL - 1	vendor	Approval	0
ab27_13	Building #27 Alpha Plant Roof Plan	STRUCTURAL - 1	vendor	Approval	0
ab27_14	Building #27 Alpha Plant Roof Plan	STRUCTURAL - 1	vendor	Approval	0
ab27_15	Building #27 Alpha Plant Roof Plan	STRUCTURAL - 1	vendor	Approval	0
ab27_16	Building #27 Alpha Plant Roof Plan	STRUCTURAL - 1	vendor	Approval	0
ab27_17	Building #27 Alpha Plant Roof Plan	STRUCTURAL - 1	vendor	Approval	0
ab27_18	Building #27 Alpha Plant Roof Plan	STRUCTURAL - 1	vendor	Approval	0
ab27_19	Building #27 Alpha Plant Roof Assembly Plan	STRUCTURAL - 1	vendor	Approval	0
ab27_20	Building #27 Alpha Plant Wall Plan	STRUCTURAL - 1	vendor	Approval	0
ab27_21	Building #27 Alpha Plant Wall Plan	STRUCTURAL - 1	vendor	Approval	0
ab27_22	Building #27 Alpha Plant Wall Blockout Plan	STRUCTURAL - 1	vendor	Approval	0
ab27_23	Building #27 Alpha Plant Wall Plan & Wall Blockout Plan	STRUCTURAL - 1	vendor	Approval	0
ab27_24	Building #27 Alpha Plant Wall Plan	STRUCTURAL - 1	vendor	Approval	0
ab27_25	Building #27 Alpha Plant Wall Blockout Plan	STRUCTURAL - 1	vendor	Approval	0
ab27_26	Building #27 Alpha Plant Wall Plan	STRUCTURAL - 1	vendor	Approval	0
ab27_27	Building #27 Alpha Plant Wall Blockout Plan	STRUCTURAL - 1	vendor	Approval	0
ab27_28	Building #27 Alpha Plant Wall Plan	STRUCTURAL - 1	vendor	Approval	0
ab27_29	Building #27 Alpha Plant Wall Blockout Plan	STRUCTURAL - 1	vendor	Approval	0
ab27_30	Building #27 Alpha Plant Wall Plan	STRUCTURAL - 1	vendor	Approval	0
ab27_31	Building #27 Alpha Plant Wall Assembly Plan	STRUCTURAL - 1	vendor	Approval	0
ab27_32	Building #27 Alpha Plant Wall Plan	STRUCTURAL - 1	vendor	Approval	0
ab27_33	Building #27 Alpha Plant Wall Plan & Blockout Plan	STRUCTURAL - 1	vendor	Approval	0
ab27_34	Building #27 Alpha Plant Wall Plan	STRUCTURAL - 1	vendor	Approval	0
ab27_35	Building #27 Alpha Plant Wall Assembly Plan	STRUCTURAL - 1	vendor	Approval	0
ab27_36	Building #27 Alpha Plant Wall Plan	STRUCTURAL - 1	vendor	Approval	0
ab27_37	Building #27 Alpha Plant Wall Plan	STRUCTURAL - 1	vendor	Approval	0
ab27_38	Building #27 Alpha Plant Wall Plan	STRUCTURAL - 1	vendor	Approval	0
ab27_39	Building #27 Alpha Plant Wall Plan	STRUCTURAL - 1	vendor	Approval	0
ab27_40	Building #27 Alpha Plant Wall Blockout Plan	STRUCTURAL - 1	vendor	Approval	0
ab27_41	Building #27 Alpha Plant Wall Plan	STRUCTURAL - 1	vendor	Approval	0
ab27_42	Building #27 Alpha Plant Wall Plan & Blockout Plan	STRUCTURAL - 1	vendor	Approval	0
ab27_43	Building #27 Alpha Plant Wall Plan	STRUCTURAL - 1	vendor	Approval	0
ab27_44	Building #27 Alpha Plant Wall Blockout Plan	STRUCTURAL - 1	vendor	Approval	0
ab27_45	Building #27 Alpha Plant Wall Assembly Plan	STRUCTURAL - 1	vendor	Approval	0
ab27_46	Building #27 Alpha Plant Wall Plan	STRUCTURAL - 1	vendor	Approval	0
ab27_47	Building #27 Alpha Plant Wall Plan	STRUCTURAL - 1	vendor	Approval	0
ab27_48	Building #27 Alpha Plant Wall Plan	STRUCTURAL - 1	vendor	Approval	0
ab27_49	Building #27 Alpha Plant Wall Assembly Plan	STRUCTURAL - 1	vendor	Approval	0
ab27_50	Building #27 Alpha Plant Wall Plan	STRUCTURAL - 1	vendor	Approval	0
ab27_51	Building #27 Alpha Plant Wall Plan	STRUCTURAL - 1	vendor	Approval	0
ab27_52	Building #27 Alpha Plant Wall Blockout Plan	STRUCTURAL - 1	vendor	Approval	0
ab27_53	Building #27 Alpha Plant Wall Plan	STRUCTURAL - 1	vendor	Approval	0
ab27_54	Building #27 Alpha Plant Wall Assembly Plan	STRUCTURAL - 1	vendor	Approval	0
ab27_55	Building #27 Alpha Plant Wall Plan	STRUCTURAL - 1	vendor	Approval	0
ab27_56	Building #27 Alpha Plant Wall Plan	STRUCTURAL - 1	vendor	Approval	0
ab27_57	Building #27 Alpha Plant Wall Plan	STRUCTURAL - 1	vendor	Approval	0
ab27_58	Building #27 Alpha Plant Wall Plan	STRUCTURAL - 1	vendor	Approval	0
ab27_59	Building #27 Alpha Plant Base Rebar Plan	STRUCTURAL - 1	vendor	Approval	0
ab27_60	Building #27 Alpha Plant Base Rebar Plan	STRUCTURAL - 1	vendor	Approval	0
ab27_61	Building #27 Alpha Plant Base Rebar Plan	STRUCTURAL - 1	vendor	Approval	0
ab27_62	Building #27 Alpha Plant Roof Rebar Plan	STRUCTURAL - 1	vendor	Approval	0
ab27_63	Building #27 Alpha Plant Roof Rebar Plan	STRUCTURAL - 1	vendor	Approval	0
ab27_64	Building #27 Alpha Plant Roof Rebar Plan	STRUCTURAL - 1	vendor	Approval	0
ab27_65	Building #27 Alpha Plant Wall Rebar Plan	STRUCTURAL - 1	vendor	Approval	0
ab27_66	Building #27 Alpha Plant Wall Rebar Plan	STRUCTURAL - 1	vendor	Approval	0
ab27_67	Building #27 Alpha Plant Wall Rebar Plan	STRUCTURAL - 1	vendor	Approval	0
ab27_68	Building #27 Alpha Plant Wall Rebar Plan	STRUCTURAL - 1	vendor	Approval	0
ab27_69	Building #27 Alpha Plant Wall Rebar Plan	STRUCTURAL - 1	vendor	Approval	0
ab27_70	Building #27 Alpha Plant Wall Rebar Plan	STRUCTURAL - 1	vendor	Approval	0
ab27_71	Building #27 Alpha Plant Wall Rebar Plan	STRUCTURAL - 1	vendor	Approval	0
ab27_72	Building #27 Alpha Plant Details	STRUCTURAL - 1	vendor	Approval	0
ab27_73	Building #27 Alpha Plant Details	STRUCTURAL - 1	vendor	Approval	0

ABENER TEYMA MOJAVE

Compliance No.:	GEN-2				
Job :	Mojave Solar Project				
Date: 07/08/2014	Description: Structural Master Drawing List				
Sheet No.	Description	Applicable Condition of Certification	Vendor Supplied or EOR	Reason for Submittal	Revision
ab27_74	Building #27 Alpha Plant Details	STRUCTURAL - 1	vendor	Approval	0
ab27_75	Building #27 Alpha Plant Details	STRUCTURAL - 1	vendor	Approval	0
ab27_76	Building #27 Alpha Plant Details	STRUCTURAL - 1	vendor	Approval	0
ab27_77	Building #27 Alpha Plant Details	STRUCTURAL - 1	vendor	Approval	0
ab27_78	Building #27 Alpha Plant Details	STRUCTURAL - 1	vendor	Approval	0
ab27_79	Building #27 Alpha Plant Details	STRUCTURAL - 1	vendor	Approval	0
ab27_80	Building #27 Alpha Plant Details	STRUCTURAL - 1	vendor	Approval	0
ab27_81	Building #27 Alpha Building Assembly Plan	STRUCTURAL - 1	vendor	Approval	0
ab27_s01	General Structural Notes	STRUCTURAL - 1	vendor	Approval	4
bb27_1	Building #27 Beta PLant Layout	STRUCTURAL - 1	vendor	Approval	0
bb27_2	Building #27 Beta PLant Building Floor Columns/Beams Layout	STRUCTURAL - 1	vendor	Approval	0
bb27_3	Building #27 Beta PLant Floor Framing & Embed Plate layout	STRUCTURAL - 1	vendor	Approval	0
bb27_4	Building #27 Beta PLant Detail	STRUCTURAL - 1	vendor	Approval	0
bb27_5	Building #27 Beta PLant Detail	STRUCTURAL - 1	vendor	Approval	0
bb27_6	Building #27 Beta Plant Base Plan & Blockout Plan	STRUCTURAL - 1	vendor	Approval	0
bb27_7	Building #27 Beta PLant Base Plan & Blockout Plan	STRUCTURAL - 1	vendor	Approval	0
bb27_8	Building #27 Beta PLant Base Plan & Blockout Plan	STRUCTURAL - 1	vendor	Approval	0
bb27_9	Building #27 Beta PLant Base Plan & Blockout Plan	STRUCTURAL - 1	vendor	Approval	0
bb27_10	Building #27 Beta PLant Base Plan & Blockout Plan	STRUCTURAL - 1	vendor	Approval	0
bb27_11	Building #27 Beta PLant Base Plan & Blockout Plan	STRUCTURAL - 1	vendor	Approval	0
bb27_12	Building #27 Beta PLant Base Assembly Plan	STRUCTURAL - 1	vendor	Approval	0
bb27_13	Building #27 Beta PLant Roof Plan	STRUCTURAL - 1	vendor	Approval	0
bb27_14	Building #27 Beta PLant Roof Plan	STRUCTURAL - 1	vendor	Approval	0
bb27_15	Building #27 Beta PLant Roof Plan	STRUCTURAL - 1	vendor	Approval	0
bb27_16	Building #27 Beta PLant Roof Plan	STRUCTURAL - 1	vendor	Approval	0
bb27_17	Building #27 Beta PLant Roof Plan	STRUCTURAL - 1	vendor	Approval	0
bb27_18	Building #27 Beta PLant Roof Plan	STRUCTURAL - 1	vendor	Approval	0
bb27_19	Building #27 Beta Plant Roof Assembly Plan	STRUCTURAL - 1	vendor	Approval	0
bb27_20	Building #27 Beta Plant Wall Plan	STRUCTURAL - 1	vendor	Approval	0
bb27_21	Building #27 Beta Plant Wall Plan	STRUCTURAL - 1	vendor	Approval	0
bb27_22	Building #27 Beta Plant Wall Blockout Plan	STRUCTURAL - 1	vendor	Approval	0
bb27_23	Building #27 Beta Plant Wall Plan & Wall Blockout Plan	STRUCTURAL - 1	vendor	Approval	0
bb27_24	Building #27 Beta Plant Wall Plan	STRUCTURAL - 1	vendor	Approval	0
bb27_25	Building #27 Beta Plant Wall Blockout Plan	STRUCTURAL - 1	vendor	Approval	0
bb27_26	Building #27 Beta Plant Wall Plan	STRUCTURAL - 1	vendor	Approval	0
bb27_27	Building #27 Beta Plant Wall Blockout Plan	STRUCTURAL - 1	vendor	Approval	0
bb27_28	Building #27 Beta Plant Wall Plan	STRUCTURAL - 1	vendor	Approval	0
bb27_29	Building #27 Beta Plant Wall Blockout Plan	STRUCTURAL - 1	vendor	Approval	0
bb27_30	Building #27 Beta Plant Wall Plan	STRUCTURAL - 1	vendor	Approval	0
bb27_31	Building #27 Beta Plant Wall Assembly Plan	STRUCTURAL - 1	vendor	Approval	0
bb27_32	Building #27 Beta Plant Wall Plan	STRUCTURAL - 1	vendor	Approval	0
bb27_33	Building #27 Beta Plant Wall Plan & Blockout Plan	STRUCTURAL - 1	vendor	Approval	0
bb27_34	Building #27 Beta Plant Wall Plan	STRUCTURAL - 1	vendor	Approval	0
bb27_35	Building #27 Beta Plant Wall Assembly Plan	STRUCTURAL - 1	vendor	Approval	0
bb27_36	Building #27 Beta Plant Wall Plan	STRUCTURAL - 1	vendor	Approval	0
bb27_37	Building #27 Beta Plant Wall Plan	STRUCTURAL - 1	vendor	Approval	0
bb27_38	Building #27 Beta Plant Wall Plan	STRUCTURAL - 1	vendor	Approval	0
bb27_39	Building #27 Beta Plant Wall Plan	STRUCTURAL - 1	vendor	Approval	0
bb27_40	Building #27 Beta Plant Wall Blockout Plan	STRUCTURAL - 1	vendor	Approval	0
bb27_41	Building #27 Beta Plant Wall Plan	STRUCTURAL - 1	vendor	Approval	0
bb27_42	Building #27 Beta Plant Wall Plan & Blockout Plan	STRUCTURAL - 1	vendor	Approval	0
bb27_43	Building #27 Beta Plant Wall Plan	STRUCTURAL - 1	vendor	Approval	0
bb27_44	Building #27 Beta Plant Wall Blockout Plan	STRUCTURAL - 1	vendor	Approval	0
bb27_45	Building #27 Beta Plant Wall Assembly Plan	STRUCTURAL - 1	vendor	Approval	0
bb27_46	Building #27 Beta Plant Wall Plan	STRUCTURAL - 1	vendor	Approval	0
bb27_47	Building #27 Beta Plant Wall Plan	STRUCTURAL - 1	vendor	Approval	0
bb27_48	Building #27 Beta Plant Wall Plan	STRUCTURAL - 1	vendor	Approval	0
bb27_49	Building #27 Beta Plant Wall Assembly Plan	STRUCTURAL - 1	vendor	Approval	0
bb27_50	Building #27 Beta Plant Wall Plan	STRUCTURAL - 1	vendor	Approval	0
bb27_51	Building #27 Beta Plant Wall Plan	STRUCTURAL - 1	vendor	Approval	0
bb27_52	Building #27 Beta Plant Wall Blockout Plan	STRUCTURAL - 1	vendor	Approval	0
bb27_53	Building #27 Beta Plant Wall Plan	STRUCTURAL - 1	vendor	Approval	0
bb27_54	Building #27 Beta Plant Wall Assembly Plan	STRUCTURAL - 1	vendor	Approval	0
bb27_55	Building #27 Beta Plant Wall Plan	STRUCTURAL - 1	vendor	Approval	0
bb27_56	Building #27 Beta Plant Wall Plan	STRUCTURAL - 1	vendor	Approval	0
bb27_57	Building #27 Beta Plant Wall Plan	STRUCTURAL - 1	vendor	Approval	0
bb27_58	Building #27 Beta Plant Wall Plan	STRUCTURAL - 1	vendor	Approval	0
bb27_59	Building #27 Beta Plant Base Rebar Plan	STRUCTURAL - 1	vendor	Approval	0
bb27_60	Building #27 Beta Plant Base Rebar Plan	STRUCTURAL - 1	vendor	Approval	0
bb27_61	Building #27 Beta Plant Base Rebar Plan	STRUCTURAL - 1	vendor	Approval	0
bb27_62	Building #27 Beta Plant Roof Rebar Plan	STRUCTURAL - 1	vendor	Approval	0
bb27_63	Building #27 Beta Plant Roof Rebar Plan	STRUCTURAL - 1	vendor	Approval	0
bb27_64	Building #27 Beta Plant Roof Rebar Plan	STRUCTURAL - 1	vendor	Approval	0
bb27_65	Building #27 Beta Plant Wall Rebar Plan	STRUCTURAL - 1	vendor	Approval	0
bb27_66	Building #27 Beta Plant Wall Rebar Plan	STRUCTURAL - 1	vendor	Approval	0
bb27_67	Building #27 Beta Plant Wall Rebar Plan	STRUCTURAL - 1	vendor	Approval	0
bb27_68	Building #27 Beta Plant Wall Rebar Plan	STRUCTURAL - 1	vendor	Approval	0
bb27_69	Building #27 Beta Plant Wall Rebar Plan	STRUCTURAL - 1	vendor	Approval	0
bb27_70	Building #27 Beta Plant Wall Rebar Plan	STRUCTURAL - 1	vendor	Approval	0
bb27_71	Building #27 Beta Plant Wall Rebar Plan	STRUCTURAL - 1	vendor	Approval	0
bb27_72	Building #27 Beta Plant Details	STRUCTURAL - 1	vendor	Approval	0
bb27_73	Building #27 Beta Plant Details	STRUCTURAL - 1	vendor	Approval	0
bb27_74	Building #27 Beta Plant Details	STRUCTURAL - 1	vendor	Approval	0
bb27_75	Building #27 Beta Plant Details	STRUCTURAL - 1	vendor	Approval	0
bb27_76	Building #27 Beta Plant Details	STRUCTURAL - 1	vendor	Approval	0

ABENER TEYMA
MOJAVE

Compliance No.:	GEN-2				
Job :	Mojave Solar Project				
Date: 07/08/2014	Description: Structural Master Drawing List				
Sheet No.	Description	Applicable Condition of Certification	Vendor Supplied or EOR	Reason for Submittal	Revision
bb27_77	Building #27 Beta Plant Details	STRUCTURAL - 1	vendor	Approval	0
bb27_78	Building #27 Beta Plant Details	STRUCTURAL - 1	vendor	Approval	0
bb27_79	Building #27 Beta Plant Details	STRUCTURAL - 1	vendor	Approval	0
bb27_80	Building #27 Beta Plant Details	STRUCTURAL - 1	vendor	Approval	0
bb27_81	Building #27 Beta Plant Building Assembly Plan	STRUCTURAL - 1	vendor	Approval	0
bb27_s01	General Structural Notes	STRUCTURAL - 1	vendor	Approval	4
MojaveBldg27StrucCalcs	Calculations	STRUCTURAL - 1	vendor	Approval	0
CoverLetter_20130813	Abengoa Mojave Solar Electrical Building #27 Submittal	STRUCTURAL - 1	vendor	Approval	NA
6007-PLN-AGE-CSA	Mojave Solar Project. Alpha Plant Power Block South Electrical Bldg. 22 - Foundations	STRUCTURAL - 1	vendor	Approval	0
ab22_s0.1	General Structural Notes	STRUCTURAL - 1	vendor	Approval	4
ab22_s1.1	Mat Foundation Plan - Alpha Site	STRUCTURAL - 1	vendor	Approval	4
ab22_s2.1	Floor Framing Plan - Alpha Site	STRUCTURAL - 1	vendor	Approval	4
ab22_s3.1	foundation Details	STRUCTURAL - 1	vendor	Approval	4
ab22_FoundationCalcs	Mojave Solar Foundation, Bldgs. 22, 26,27 Calculations	STRUCTURAL - 1	vendor	Approval	3
6007-PLN-AGE-CSB	Mojave Solar Project. Beta Plant Power Block South Electrical Bldg. 22 - Foundations	STRUCTURAL - 1	vendor	Approval	0
bb22_s0.1	General Structural Notes	STRUCTURAL - 1	vendor	Approval	4
bb22_s1.1	Mat Foundation Plan - Beta Site	STRUCTURAL - 1	vendor	Approval	4
bb22_s2.1	Floor Framing Plan - Beta Site	STRUCTURAL - 1	vendor	Approval	4
bb22_s3.1	Foundation Details	STRUCTURAL - 1	vendor	Approval	4
bb22_FoundationCalcs	Mojave Solar Foundation, Bldgs. 22, 26,27 Calculations	STRUCTURAL - 1	vendor	Approval	3
CoverLetter_20130819	Abengoa Mojave Solar Electrical Building # 22 Submittal	STRUCTURAL - 1	vendor	Approval	NA
STRUC-1-27.05PC1, A&B Electrical Building #22 PC	Revision Letter	STRUCTURAL - 1	vendor	Approval	
6007-PLN-GTH-28-33-0001_R0-signed.pdf	Electrical Grounding Detail	STRUCTURAL - 1	vendor	Approval	0
6007-PLN-GTH-28-33-2600_R0-signed.pdf	Cover Sheet Alpha	STRUCTURAL - 1	vendor	Approval	0
6007-PLN-GTH-28-33-2601_R0-signed.pdf	Electrical Grounding Grounding Layout Alpha-Beta Site Building #26	STRUCTURAL - 1	vendor	Approval	0
6007-PLN-GTH-28-33-4600_R0-signed.pdf	Cover Sheet Beta	STRUCTURAL - 1	vendor	Approval	0
6007-PLN-GTH-28-33-2700_R0-signed.pdf	Mojave Solar Project. Alpha Plant Power Block Center Electrical Bldg 27	STRUCTURAL - 1	vendor	Approval	0
6007-PLN-GTH-28-33-2701_R0-signed.pdf	Electrical Grounding Grounding Layout Alpha-Beta Site Building #27	STRUCTURAL - 1	vendor	Approval	0
6007-PLN-GTH-28-33-4700_R0-signed.pdf	Mojave Solar Project. Beta Plant Power Block Center Electrical Bldg 27	STRUCTURAL - 1	vendor	Approval	0
6007-PLN-GTH-28-33-0001_R0-signed.pdf	Electrical Grounding Detail	STRUCTURAL - 1	vendor	Approval	0
6007-PLN-GTH-28-33-2200_R0-signed.pdf	Mojave Solar Project. Alpha Plant Power Block South Electrical Bldg #22 Foundations	STRUCTURAL - 1	vendor	Approval	0
6007-PLN-GTH-28-33-2201_R0-signed.pdf	Electrical Grounding Grounding Layout Alpha-Beta Site Building #22	STRUCTURAL - 1	vendor	Approval	0
6007-PLN-GTH-28-33-4200_R0-signed.pdf	Mojave Solar Project. Beta Plant Power Block South Electrical Bldg #22 Foundations	STRUCTURAL - 1	vendor	Approval	0
ab22_01	Building #22 Alpha Plant Layout	STRUCTURAL - 1	vendor	Approval	0
ab22_02	Building #22 Alpha Plant Building Floor Columns/Beams Layout	STRUCTURAL - 1	vendor	Approval	0
ab22_03	Building #22 Alpha Plant Floor Framing Plan & Embed Plate layout	STRUCTURAL - 1	vendor	Approval	0
ab22_04	Builiding #22 Alpha Plant Detail	STRUCTURAL - 1	vendor	Approval	0
ab22_05	Building #22 Alpha Plant Detail	STRUCTURAL - 1	vendor	Approval	0
ab22_06	Building #22 Alpha Plant Base Plan & Blockout Plan	STRUCTURAL - 1	vendor	Approval	0
ab22_07	Building #22 Alpha Plant Base Plan & Blockout Plan	STRUCTURAL - 1	vendor	Approval	0
ab22_08	Building #22 Alpha Plant Base Plan & Blockout Plan	STRUCTURAL - 1	vendor	Approval	0
ab22_09	Building #22 Alpha Plant Base Plan & Blockout Plan	STRUCTURAL - 1	vendor	Approval	0
ab22_10	Building #22 Alpha Plant Base Plan & Blockout Plan	STRUCTURAL - 1	vendor	Approval	0
ab22_11	Building #22 Alpha Plant Base Plan & Blockout Plan	STRUCTURAL - 1	vendor	Approval	0
ab22_12	Building #22 Alpha Plant Base Plan & Blockout Plan	STRUCTURAL - 1	vendor	Approval	0
ab22_13	Building #22 Alpha Plant Base Assembly Plan	STRUCTURAL - 1	vendor	Approval	0
ab22_14	Building #22 Alpha Plant Roof Plan	STRUCTURAL - 1	vendor	Approval	0
ab22_15	Building #22 Alpha Plant Roof Plan	STRUCTURAL - 1	vendor	Approval	0
ab22_16	Building #22 Alpha Plant Roof Plan	STRUCTURAL - 1	vendor	Approval	0
ab22_17	Building #22 Alpha Plant Roof Plan	STRUCTURAL - 1	vendor	Approval	0
ab22_18	Building #22 Alpha Plant Roof Assembly Plan	STRUCTURAL - 1	vendor	Approval	0
ab22_19	Building #22 Alpha Plant Wall Plan	STRUCTURAL - 1	vendor	Approval	0
ab22_20	Building #22 Alpha Plant Wall Plan	STRUCTURAL - 1	vendor	Approval	0
ab22_21	Building #22 Alpha Plant Wall Plan	STRUCTURAL - 1	vendor	Approval	0
ab22_22	Building #22 Alpha Plant Wall Plan	STRUCTURAL - 1	vendor	Approval	0
ab22_23	Building #22 Alpha Plant Wall Plan & Blockout Plan	STRUCTURAL - 1	vendor	Approval	0
ab22_24	Building #22 Alpha Plant Wall Plan & Blockout Plan	STRUCTURAL - 1	vendor	Approval	0
ab22_25	Building #22 Alpha Plant Wall Plan	STRUCTURAL - 1	vendor	Approval	0
ab22_26	Building #22 Alpha Plant Wall Assembly Plan	STRUCTURAL - 1	vendor	Approval	0
ab22_27	Building #22 Alpha Plant Wall Plan & Blockout Plan	STRUCTURAL - 1	vendor	Approval	0
ab22_28	Building #22 Alpha Plant Wall Plan & Blockout Plan	STRUCTURAL - 1	vendor	Approval	0
ab22_29	Building #22 Alpha Plant Wall Plan & Blockout Plan	STRUCTURAL - 1	vendor	Approval	0
ab22_30	Building #22 Alpha Plant Wall Plan & Blockout Plan	STRUCTURAL - 1	vendor	Approval	0
ab22_31	Building #22 Alpha Plant Wall Assembly Plan	STRUCTURAL - 1	vendor	Approval	0
ab22_32	Building #22 Alpha Plant Wall Plan	STRUCTURAL - 1	vendor	Approval	0
ab22_33	Building #22 Alpha Plant Wall Plan & Blockout Plan	STRUCTURAL - 1	vendor	Approval	0
ab22_34	Building #22 Alpha Plant Wall Plan	STRUCTURAL - 1	vendor	Approval	0
ab22_35	Building #22 Alpha Plant Wall Plan	STRUCTURAL - 1	vendor	Approval	0
ab22_36	Building #22 Alpha Plant Wall Plan & Blockout Plan	STRUCTURAL - 1	vendor	Approval	0
ab22_37	Building #22 Alpha Plant Wall Plan & Blockout Plan	STRUCTURAL - 1	vendor	Approval	0
ab22_38	Building #22 Alpha Plant Wall Blockout Plan	STRUCTURAL - 1	vendor	Approval	0
ab22_39	Building #22 Alpha Plant Wall Assembly Plan	STRUCTURAL - 1	vendor	Approval	0
ab22_40	Building #22 Alpha Plant Wall Plan	STRUCTURAL - 1	vendor	Approval	0
ab22_41	Building #22 Alpha Plant Wall Plan & Blockout Plan	STRUCTURAL - 1	vendor	Approval	0
ab22_42	Building #22 Alpha Plant Wall Plan & Blockout Plan	STRUCTURAL - 1	vendor	Approval	0
ab22_43	Building #22 Alpha Plant Wall Assembly Plan	STRUCTURAL - 1	vendor	Approval	0
ab22_44	Building #22 Alpha Plant Wall Plan	STRUCTURAL - 1	vendor	Approval	0
ab22_45	Building #22 Alpha Plant Wall Plan & Blockout Plan	STRUCTURAL - 1	vendor	Approval	0
ab22_46	Building #22 Alpha Plant Wall Plan	STRUCTURAL - 1	vendor	Approval	0
ab22_47	Building #22 Alpha Plant Wall Plan	STRUCTURAL - 1	vendor	Approval	0
ab22_48	Building #22 Alpha Plant Wall Plan	STRUCTURAL - 1	vendor	Approval	0
ab22_49	Building #22 Alpha Plant Wall Plan	STRUCTURAL - 1	vendor	Approval	0
ab22_50	Building #22 Alpha Plant Wall Plan	STRUCTURAL - 1	vendor	Approval	0
ab22_51	Building #22 Alpha Plant Wall Plan & Blockout Plan	STRUCTURAL - 1	vendor	Approval	0
ab22_52	Building #22 Alpha Plant Wall Plan	STRUCTURAL - 1	vendor	Approval	0

ABENER TEYMA MOJAVE

Compliance No.:	GEN-2				
Job :	Mojave Solar Project				
Date: 07/08/2014	Description: Structural Master Drawing List				
Sheet No.	Description	Applicable Condition of Certification	Vendor Supplied or EOR	Reason for Submittal	Revision
ab22_53	Building #22 Alpha Plant Wall Assembly Plan	STRUCTURAL - 1	vendor	Approval	0
ab22_54	Building #22 Alpha Plant Base Rebar Plan	STRUCTURAL - 1	vendor	Approval	0
ab22_55	Building #22 Alpha Plant Base Rebar Plan	STRUCTURAL - 1	vendor	Approval	0
ab22_56	Building #22 Alpha Plant Base Rebar Plan	STRUCTURAL - 1	vendor	Approval	0
ab22_57	Building #22 Alpha Plant Base Rebar Plan	STRUCTURAL - 1	vendor	Approval	0
ab22_58	Building #22 Alpha Plant Roof Rebar Plan	STRUCTURAL - 1	vendor	Approval	0
ab22_59	Building #22 Alpha Plant Roof Rebar Plan	STRUCTURAL - 1	vendor	Approval	0
ab22_60	Building #22 Alpha Plant Roof Rebar Plan	STRUCTURAL - 1	vendor	Approval	0
ab22_61	Building #22 Alpha Plant Roof Rebar Plan	STRUCTURAL - 1	vendor	Approval	0
ab22_62	Building #22 Alpha Plant Wall Rebar Plan	STRUCTURAL - 1	vendor	Approval	0
ab22_63	Building #22 Alpha Plant Wall Rebar Plan	STRUCTURAL - 1	vendor	Approval	0
ab22_64	Building #22 Alpha Plant Wall Rebar Plan	STRUCTURAL - 1	vendor	Approval	0
ab22_65	Building #22 Alpha Plant Wall Rebar Plan	STRUCTURAL - 1	vendor	Approval	0
ab22_66	Building #22 Alpha Plant Wall Rebar Plan	STRUCTURAL - 1	vendor	Approval	0
ab22_67	Building #22 Alpha Plant Wall Rebar Plan	STRUCTURAL - 1	vendor	Approval	0
ab22_68	Building #22 Alpha Plant Details	STRUCTURAL - 1	vendor	Approval	0
ab22_69	Building #22 Alpha Plant Details	STRUCTURAL - 1	vendor	Approval	0
ab22_70	Building #22 Alpha Plant Details	STRUCTURAL - 1	vendor	Approval	0
ab22_71	Building #22 Alpha Plant Details	STRUCTURAL - 1	vendor	Approval	0
ab22_72	Building #22 Alpha Plant Details	STRUCTURAL - 1	vendor	Approval	0
ab22_73	Building #22 Alpha Plant Details	STRUCTURAL - 1	vendor	Approval	0
ab22_74	Building #22 Alpha Plant Details	STRUCTURAL - 1	vendor	Approval	0
ab22_75	Building #22 Alpha Plant Details	STRUCTURAL - 1	vendor	Approval	0
ab22_76	Building #22 Alpha Plant Building Assembly Plan	STRUCTURAL - 1	vendor	Approval	0
ab22_s01	General Structural Notes	STRUCTURAL - 1	vendor	Approval	5
ab22_StrucCover	Mojave Solar Project. Alpha Plant Power Block South Electrical Bldg. 22 - Structure	STRUCTURAL - 1	vendor	Approval	0
MojaveBldg22StrucCalcs	Structural Calculations	STRUCTURAL - 1	vendor	Approval	0
bb22_01	Building #22 Beta Plant Layout	STRUCTURAL - 1	vendor	Approval	0
bb22_02	Building #22 Beta Plant Building Floor Columns/Beams Layout	STRUCTURAL - 1	vendor	Approval	0
bb22_03	Building #22 Beta Plant Floor Framing Plan & Embed Plate layouy	STRUCTURAL - 1	vendor	Approval	0
bb22_04	Building #22 Beta Plant Detail	STRUCTURAL - 1	vendor	Approval	0
bb22_05	Building #22 Beta Plant Detail	STRUCTURAL - 1	vendor	Approval	0
bb22_06	Building #22 Beta Plant Base Plan & Blockout Plan	STRUCTURAL - 1	vendor	Approval	0
bb22_07	Building #22 Beta Plant Base Plan & Blockout Plan	STRUCTURAL - 1	vendor	Approval	0
bb22_08	Building #22 Beta Plant Base Plan & Blockout Plan	STRUCTURAL - 1	vendor	Approval	0
bb22_09	Building #22 Beta Plant Base Plan & Blockout Plan	STRUCTURAL - 1	vendor	Approval	0
bb22_10	Building #22 Beta Plant Base Plan & Blockout Plan	STRUCTURAL - 1	vendor	Approval	0
bb22_11	Building #22 Beta Plant Base Plan & Blockout Plan	STRUCTURAL - 1	vendor	Approval	0
bb22_12	Building #22 Beta Plant Base Plan & Blockout Plan	STRUCTURAL - 1	vendor	Approval	0
bb22_13	Building #22 Beta Plant Base Assembly Plan	STRUCTURAL - 1	vendor	Approval	0
bb22_14	Building #22 Beta Plant Roof Plan	STRUCTURAL - 1	vendor	Approval	0
bb22_15	Building #22 Beta Plant Roof Plan	STRUCTURAL - 1	vendor	Approval	0
bb22_16	Building #22 Beta Plant Roof Plan	STRUCTURAL - 1	vendor	Approval	0
bb22_17	Building #22 Beta Plant Roof Plan	STRUCTURAL - 1	vendor	Approval	0
bb22_18	Building #22 Beta Plant Roof Assembly Plan	STRUCTURAL - 1	vendor	Approval	0
bb22_19	Building #22 Beta Plant Wall Plan	STRUCTURAL - 1	vendor	Approval	0
bb22_20	Building #22 Beta Plant Wall Plan	STRUCTURAL - 1	vendor	Approval	0
bb22_21	Building #22 Beta Plant Wall Plan	STRUCTURAL - 1	vendor	Approval	0
bb22_22	Building #22 Beta Plant Wall Plan	STRUCTURAL - 1	vendor	Approval	0
bb22_23	Building #22 Beta Plant Wall Plan & Blockout Plan	STRUCTURAL - 1	vendor	Approval	0
bb22_24	Building #22 Beta Plant Wall Plan & Blockout Plan	STRUCTURAL - 1	vendor	Approval	0
bb22_25	Building #22 Beta Plant Wall Plan	STRUCTURAL - 1	vendor	Approval	0
bb22_26	Building #22 Beta Plant Wall Assembly Plan	STRUCTURAL - 1	vendor	Approval	0
bb22_27	Building #22 Beta Plant Wall plan & Blockout Plan	STRUCTURAL - 1	vendor	Approval	0
bb22_28	Building #22 Beta Plant Wall plan & Blockout Plan	STRUCTURAL - 1	vendor	Approval	0
bb22_29	Building #22 Beta Plant Wall Plan& Blockout Plan	STRUCTURAL - 1	vendor	Approval	0
bb22_30	Building #22 Beta Plant Wall Plan& Blockout Plan	STRUCTURAL - 1	vendor	Approval	0
bb22_31	Building #22 Beta Plant Wall Assembly Plan	STRUCTURAL - 1	vendor	Approval	0
bb22_32	Building #22 Beta Plant Wall Plan	STRUCTURAL - 1	vendor	Approval	0
bb22_33	Building #22 Beta Plant Wall Plan & Blockout Plan	STRUCTURAL - 1	vendor	Approval	0
bb22_34	Building #22 Beta Plant Wall Plan	STRUCTURAL - 1	vendor	Approval	0
bb22_35	Building #22 Beta Plant Wall Plan	STRUCTURAL - 1	vendor	Approval	0
bb22_36	Building #22 Beta Plant Wall Plan & Blockout Plan	STRUCTURAL - 1	vendor	Approval	0
bb22_37	Building #22 Beta Plant Wall Plan & Blockout Plan	STRUCTURAL - 1	vendor	Approval	0
bb22_38	Building #22 Beta Plant Wall Blockout Plan	STRUCTURAL - 1	vendor	Approval	0
bb22_39	Building #22 Beta Plant Wall Assembly Plan	STRUCTURAL - 1	vendor	Approval	0
bb22_40	Building #22 Beta Plant Wall Plan	STRUCTURAL - 1	vendor	Approval	0
bb22_41	Building #22 Beta Plant Wall Plan & Blockout Plan	STRUCTURAL - 1	vendor	Approval	0
bb22_42	Building #22 Beta Plant Wall Plan & Blockout Plan	STRUCTURAL - 1	vendor	Approval	0
bb22_43	Building #22 Beta Plant Wall Assembly Plan	STRUCTURAL - 1	vendor	Approval	0
bb22_44	Building #22 Beta Plant Wall Plan	STRUCTURAL - 1	vendor	Approval	0
bb22_45	Building #22 Beta Plant Wall Plan & Blockout Plan	STRUCTURAL - 1	vendor	Approval	0
bb22_46	Building #22 Beta Plant Wall Plan	STRUCTURAL - 1	vendor	Approval	0
bb22_47	Building #22 Beta Plant Wall Plan	STRUCTURAL - 1	vendor	Approval	0
bb22_48	Building #22 Beta Plant Wall Assembly Plan	STRUCTURAL - 1	vendor	Approval	0
bb22_49	Building #22 Beta Plant Wall Plan	STRUCTURAL - 1	vendor	Approval	0
bb22_50	Building #22 Beta Plant Wall Plan	STRUCTURAL - 1	vendor	Approval	0
bb22_51	Building #22 Beta Plant Wall Plan & Blockout Plan	STRUCTURAL - 1	vendor	Approval	0
bb22_52	Building #22 Beta Plant Wall Plan	STRUCTURAL - 1	vendor	Approval	0
bb22_53	Building #22 Beta Plant Wall Assembly Plan	STRUCTURAL - 1	vendor	Approval	0
bb22_54	Building #22 Beta Plant Base Rebar Plan	STRUCTURAL - 1	vendor	Approval	0
bb22_55	Building #22 Beta Plant Base Rebar Plan	STRUCTURAL - 1	vendor	Approval	0
bb22_56	Building #22 Beta Plant Base Rebar Plan	STRUCTURAL - 1	vendor	Approval	0
bb22_57	Building #22 Beta Plant Base Rebar Plan	STRUCTURAL - 1	vendor	Approval	0
bb22_58	Building #22 Beta Plant Roof Rebar Plan	STRUCTURAL - 1	vendor	Approval	0

ABENER TEYMA MOJAVE

Compliance No.:	GEN-2				
Job :	Mojave Solar Project				
Date: 07/08/2014	Description: Structural Master Drawing List				
Sheet No.	Description	Applicable Condition of Certification	Vendor Supplied or EOR	Reason for Submittal	Revision
bb22_59	Building #22 Beta Plant Roof Rebar Plan	STRUCTURAL - 1	vendor	Approval	0
bb22_60	Building #22 Beta Plant Roof Rebar Plan	STRUCTURAL - 1	vendor	Approval	0
bb22_61	Building #22 Beta Plant Roof Rebar Plan	STRUCTURAL - 1	vendor	Approval	0
bb22_62	Building #22 Beta Plant Wall Rebar Plan	STRUCTURAL - 1	vendor	Approval	0
bb22_63	Building #22 Beta Plant Wall Rebar Plan	STRUCTURAL - 1	vendor	Approval	0
bb22_64	Building #22 Beta Plant Wall Rebar Plan	STRUCTURAL - 1	vendor	Approval	0
bb22_65	Building #22 Beta Plant Wall Rebar Plan	STRUCTURAL - 1	vendor	Approval	0
bb22_66	Building #22 Beta Plant Wall Rebar Plan	STRUCTURAL - 1	vendor	Approval	0
bb22_67	Building #22 Beta Plant Wall Rebar Plan	STRUCTURAL - 1	vendor	Approval	0
bb22_68	Building #22 Beta Plant Detail	STRUCTURAL - 1	vendor	Approval	0
bb22_69	Building #22 Beta Plant Detail	STRUCTURAL - 1	vendor	Approval	0
bb22_70	Building #22 Beta Plant Detail	STRUCTURAL - 1	vendor	Approval	0
bb22_71	Building #22 Beta Plant Detail	STRUCTURAL - 1	vendor	Approval	0
bb22_72	Building #22 Beta Plant Detail	STRUCTURAL - 1	vendor	Approval	0
bb22_73	Building #22 Beta Plant Detail	STRUCTURAL - 1	vendor	Approval	0
bb22_74	Building #22 Beta Plant Detail	STRUCTURAL - 1	vendor	Approval	0
bb22_75	Building #22 Beta Plant Detail	STRUCTURAL - 1	vendor	Approval	0
bb22_76	Building #22 Beta Plant Building Assemble Plan	STRUCTURAL - 1	vendor	Approval	0
bb22_s01	General Structural Notes	STRUCTURAL - 1	vendor	Approval	5
bb22_StrucCover	Mojave Solar Project. Beta Plant Power Block South Electrical Bldg. 22 - Structure	STRUCTURAL - 1	vendor	Approval	0
SubmittalLetter20130906	Abengoa Mojave Solar Electrical Building #22 Submittal	STRUCTURAL - 1	vendor	Approval	NA
6007-PLN-GTH-28-33-2202	Mojave Solar Project. Alpha Plant Power Block South Electrical Bldg. 22 - Mechanical	STRUCTURAL - 1	vendor	Approval	0
6007-PLN-GTH-28-33-4202	Mojave Solar Project. Beta Plant Power Block South Electrical Bldg. 22 - Mechanical	STRUCTURAL - 1	vendor	Approval	0
22 M1.0-Layout1 - Alpha	Mechanical Symbol, Abb. Gen Notes & Sheet Index	STRUCTURAL - 1	vendor	Approval	0
22 M1.0-Layout1 - Beta	Mechanical Symbol, Abb. Gen Notes & Sheet Index	STRUCTURAL - 1	vendor	Approval	0
22 M1.1-Layout1 - Alpha	Schedules & Floor Plans	STRUCTURAL - 1	vendor	Approval	0
22 M1.1-Layout1 - Beta	Schedules & Floor Plans	STRUCTURAL - 1	vendor	Approval	0
6007-CAL-AGE-58-54-2700	MOJAVE SOLAR RACK 2 SILENCER HTF STRUCTURE (ALPHA)	STRUCTURAL - 1	vendor	Approval	0
ab27_S0.1	General Structural Notes	STRUCTURAL - 1	vendor	Approval	4
ab27_S1.1	Mat Foundation Plan - Alpha Site	STRUCTURAL - 1	vendor	Approval	6
ab27_S2.1	Floor Framing Plan - Alpha Site	STRUCTURAL - 1	vendor	Approval	4
ab27_S3.1	Foundation Details	STRUCTURAL - 1	vendor	Approval	4
bb27_S0.1	General Structural Notes	STRUCTURAL - 1	vendor	Approval	4
bb27_S1.1	Mat Foundation Plan - Beta Site	STRUCTURAL - 1	vendor	Approval	4
bb27_S2.1	Floor Framing Plan - Beta Site	STRUCTURAL - 1	vendor	Approval	4
bb27_S3.1	Foundation Details	STRUCTURAL - 1	vendor	Approval	4
XSection.pdf	Typical Bldg Cross Section	STRUCTURAL - 1	vendor	Approval	NA
FoundationCalcs_20130712	Structural Calculations	STRUCTURAL - 1	vendor	Approval	0
MojaveBldg27StrucCalcs	Structural Calculations	STRUCTURAL - 1	vendor	Approval	0
20130919_Letter	Abengoa Mojave Solar Electrical Building #27 Response Letter	STRUCTURAL - 1	vendor	Approval	NA
S1.1	Mat Foundation Plan - Beta Site	STRUCTURAL - 1	vendor	Approval	6
S2.1	Floor Framing Plan - Beta Site	STRUCTURAL - 1	vendor	Approval	6
20130918_Letter	Abengoa Mojave Solar Electrical Building #22 Response Letter	STRUCTURAL - 1	vendor	Approval	n/a
Compressed_Air-Anchor_Bolts_Part1	Seismic Calculation Worksheet	STRUCTURAL - 1	vendor	Approval	NA
Compressed_Air-Anchor_Bolts_Part2	Seismic Calculation Worksheet	STRUCTURAL - 1	vendor	Approval	NA
Compressed_Air-Anchor_Bolts_Part3	Seismic Calculation Worksheet	STRUCTURAL - 1	vendor	Approval	NA
Compressed_Air-Anchor_Bolts_Part4	Seismic Calculation Worksheet	STRUCTURAL - 1	vendor	Approval	NA
Compressed_Air-Anchor_Bolts_Part5	Seismic Calculation Worksheet	STRUCTURAL - 1	vendor	Approval	NA
6007-PLN-JHF-16-62-0001	Plan Foundation Aircooled, Low Ambient	STRUCTURAL - 1	vendor	Approval	A
6007-PLN-JHF-16-62-0002	General Arrangement Dryer	STRUCTURAL - 1	vendor	Approval	0
6007-PLN-JHF-16-62-0003	General Arrangement Air Receiver 1550 Gallon	STRUCTURAL - 1	vendor	Approval	0
6007-PLN-JHF-16-62-0004	General Arrangement Air Receiver 2560 Gallon	STRUCTURAL - 1	vendor	Approval	0
6007-PLN-JHF-16-62-0005	General Arrangement Trim Cooler	STRUCTURAL - 1	vendor	Approval	0
Plan Check Reply - STRUC 1-16_02	Revision Letter	STRUCTURAL - 1	vendor	Approval	NA
6007-PLN-AGE-CSA	Mojave solar Project. Alpha Plant Power Block Center Electrical Bldg 27-Structure	STRUCTURAL - 1	vendor	Approval	0
ab27_01	Building #27 Alpha Plant Layout	STRUCTURAL - 1	vendor	Approval	0
ab27_02	Building #27 Alpha Plant Building Floor Columns/Beams Layout	STRUCTURAL - 1	vendor	Approval	0
ab27_03	Building #27 Alpha Plant Floor Framing Plan & Embed Plate layout	STRUCTURAL - 1	vendor	Approval	0
ab27_04	Building #27 Alpha Plant Detail	STRUCTURAL - 1	vendor	Approval	0
ab27_05	Building #27 Alpha Plant Detail	STRUCTURAL - 1	vendor	Approval	0
ab27_06	Building #27 Alpha Plant Base Plan & Blockout Plan	STRUCTURAL - 1	vendor	Approval	0
ab27_07	Building #27 Alpha Plant Base Plan & Blockout Plan	STRUCTURAL - 1	vendor	Approval	0
ab27_08	Building #27 Alpha Plant Base Plan & Blockout Plan	STRUCTURAL - 1	vendor	Approval	0
ab27_09	Building #27 Alpha Plant Base Plan & Blockout Plan	STRUCTURAL - 1	vendor	Approval	0
ab27_10	Building #27 Alpha Plant Base Plan & Blockout Plan	STRUCTURAL - 1	vendor	Approval	0
ab27_11	Building #27 Alpha Plant Base Plan & Blockout Plan	STRUCTURAL - 1	vendor	Approval	0
ab27_12	Building #27 Alpha Plant Base Assembly Plan	STRUCTURAL - 1	vendor	Approval	0
ab27_13	Building #27 Alpha Plant Roof Plan	STRUCTURAL - 1	vendor	Approval	0
ab27_14	Building #27 Alpha Plant Roof Plan	STRUCTURAL - 1	vendor	Approval	0
ab27_15	Building #27 Alpha Plant Roof Plan	STRUCTURAL - 1	vendor	Approval	0
ab27_16	Building #27 Alpha Plant Roof Plan	STRUCTURAL - 1	vendor	Approval	0
ab27_17	Building #27 Alpha Plant Roof Plan	STRUCTURAL - 1	vendor	Approval	0
ab27_18	Building #27 Alpha Plant Roof Plan	STRUCTURAL - 1	vendor	Approval	0
ab27_19	Building #27 Alpha Plant Roof Assembly Plan	STRUCTURAL - 1	vendor	Approval	0
ab27_20	Building #27 Alpha Plant Wall Plan	STRUCTURAL - 1	vendor	Approval	0
ab27_21	Building #27 Alpha Plant Wall Plan	STRUCTURAL - 1	vendor	Approval	0
ab27_22	Building #27 Alpha Plant Wall Blockout Plan	STRUCTURAL - 1	vendor	Approval	0
ab27_23	Building #27 Alpha Plant Wall Plan & Blockout Plan	STRUCTURAL - 1	vendor	Approval	0
ab27_24	Building #27 Alpha Plant Wall Plan	STRUCTURAL - 1	vendor	Approval	0
ab27_25	Building #27 Alpha Plant Wall Blockout Plan	STRUCTURAL - 1	vendor	Approval	0
ab27_26	Building #27 Alpha Plant Wall Plan	STRUCTURAL - 1	vendor	Approval	0
ab27_27	Building #27 Alpha Plant Wall Blockout Plan	STRUCTURAL - 1	vendor	Approval	0
ab27_28	Building #27 Alpha Plant Wall Plan	STRUCTURAL - 1	vendor	Approval	0
ab27_29	Building #27 Alpha Plant Wall Blockout Plan	STRUCTURAL - 1	vendor	Approval	0
ab27_30	Building #27 Alpha Plant Wall Plan	STRUCTURAL - 1	vendor	Approval	0

ABENER TEYMA MOJAVE

Compliance No.:	GEN-2				
Job :	Mojave Solar Project				
Date: 07/08/2014	Description: Structural Master Drawing List				
Sheet No.	Description	Applicable Condition of Certification	Vendor Supplied or EOR	Reason for Submittal	Revision
ab27_31	Building #27 Alpha Plant Wall Assembly Plan	STRUCTURAL - 1	vendor	Approval	0
ab27_32	Building #27 Alpha Plant Wall Plan	STRUCTURAL - 1	vendor	Approval	0
ab27_33	Building #27 Alpha Plant Wall Plan & Blockout Plan	STRUCTURAL - 1	vendor	Approval	0
ab27_34	Building #27 Alpha Plant Wall Plan	STRUCTURAL - 1	vendor	Approval	0
ab27_35	Building #27 Alpha Plant Wall Assembly Plan	STRUCTURAL - 1	vendor	Approval	0
ab27_36	Building #27 Alpha Plant Wall Plan	STRUCTURAL - 1	vendor	Approval	0
ab27_37	Building #27 Alpha Plant Wall Plan	STRUCTURAL - 1	vendor	Approval	0
ab27_38	Building #27 Alpha Plant Wall Plan	STRUCTURAL - 1	vendor	Approval	0
ab27_39	Building #27 Alpha Plant Wall Plan	STRUCTURAL - 1	vendor	Approval	0
ab27_40	Building #27 Alpha Plant Wall Blockout Plan	STRUCTURAL - 1	vendor	Approval	0
ab27_41	Building #27 Alpha Plant Wall Plan	STRUCTURAL - 1	vendor	Approval	0
ab27_42	Building #27 Alpha Plant Wall Plan & Blockout Plan	STRUCTURAL - 1	vendor	Approval	0
ab27_43	Building #27 Alpha Plant Wall Plan	STRUCTURAL - 1	vendor	Approval	0
ab27_44	Building #27 Alpha Plant Wall Blockout Plan	STRUCTURAL - 1	vendor	Approval	0
ab27_45	Building #27 Alpha Plant Wall Assembly Plan	STRUCTURAL - 1	vendor	Approval	0
ab27_46	Building #27 Alpha Plant Wall Plan	STRUCTURAL - 1	vendor	Approval	0
ab27_47	Building #27 Alpha Plant Wall Plan	STRUCTURAL - 1	vendor	Approval	0
ab27_48	Building #27 Alpha Plant Wall Plan	STRUCTURAL - 1	vendor	Approval	0
ab27_49	Building #27 Alpha Plant Wall Assembly Plan	STRUCTURAL - 1	vendor	Approval	0
ab27_50	Building #27 Alpha Plant Wall Plan	STRUCTURAL - 1	vendor	Approval	0
ab27_51	Building #27 Alpha Plant Wall Plan	STRUCTURAL - 1	vendor	Approval	0
ab27_52	Building #27 Alpha Plant Wall Blockout Plan	STRUCTURAL - 1	vendor	Approval	0
ab27_53	Building #27 Alpha Plant Wall Plan	STRUCTURAL - 1	vendor	Approval	0
ab27_54	Building #27 Alpha Plant Wall Assembly Plan	STRUCTURAL - 1	vendor	Approval	0
ab27_55	Building #27 Alpha Plant Wall Plan	STRUCTURAL - 1	vendor	Approval	0
ab27_56	Building #27 Alpha Plant Wall Plan	STRUCTURAL - 1	vendor	Approval	0
ab27_57	Building #27 Alpha Plant Wall Plan	STRUCTURAL - 1	vendor	Approval	0
ab27_58	Building #27 Alpha Plant Wall Plan	STRUCTURAL - 1	vendor	Approval	0
ab27_59	Building #27 Alpha Plant Base Rebar Plan	STRUCTURAL - 1	vendor	Approval	0
ab27_60	Building #27 Alpha Plant Base Rebar Plan	STRUCTURAL - 1	vendor	Approval	0
ab27_61	Building #27 Alpha Plant Base Rebar Plan	STRUCTURAL - 1	vendor	Approval	0
ab27_62	Building #27 Alpha Plant Roof Rebar Plan	STRUCTURAL - 1	vendor	Approval	0
ab27_63	Building #27 Alpha Plant Roof Rebar Plan	STRUCTURAL - 1	vendor	Approval	0
ab27_64	Building #27 Alpha Plant Roof Rebar Plan	STRUCTURAL - 1	vendor	Approval	0
ab27_65	Building #27 Alpha Plant Wall Rebar Plan	STRUCTURAL - 1	vendor	Approval	0
ab27_66	Building #27 Alpha Plant Wall Rebar Plan	STRUCTURAL - 1	vendor	Approval	0
ab27_67	Building #27 Alpha Plant Wall Rebar Plan	STRUCTURAL - 1	vendor	Approval	0
ab27_68	Building #27 Alpha Plant Wall Rebar Plan	STRUCTURAL - 1	vendor	Approval	0
ab27_69	Building #27 Alpha Plant Wall Rebar Plan	STRUCTURAL - 1	vendor	Approval	0
ab27_70	Building #27 Alpha Plant Wall Rebar Plan	STRUCTURAL - 1	vendor	Approval	0
ab27_71	Building #27 Alpha Plant Wall Rebar Plan	STRUCTURAL - 1	vendor	Approval	0
ab27_72	Building #27 Alpha Plant Details	STRUCTURAL - 1	vendor	Approval	0
ab27_73	Building #27 Alpha Plant Details	STRUCTURAL - 1	vendor	Approval	0
ab27_74	Building #27 Alpha Plant Details	STRUCTURAL - 1	vendor	Approval	0
ab27_75	Building #27 Alpha Plant Details	STRUCTURAL - 1	vendor	Approval	0
ab27_76	Building #27 Alpha Plant Details	STRUCTURAL - 1	vendor	Approval	0
ab27_77	Building #27 Alpha Plant Details	STRUCTURAL - 1	vendor	Approval	0
ab27_78	Building #27 Alpha Plant Details	STRUCTURAL - 1	vendor	Approval	0
ab27_79	Building #27 Alpha Plant Details	STRUCTURAL - 1	vendor	Approval	0
ab27_80	Building #27 Alpha Plant Details	STRUCTURAL - 1	vendor	Approval	0
ab27_81	Building #27 Alpha Plant Building Assembly Plan	STRUCTURAL - 1	vendor	Approval	0
aS0.1	General Structural Notes	STRUCTURAL - 1	vendor	Approval	5
6007-PLN-AGE-CSB	Mojave solar Project. Beta Plant Power Block Central Electrical Bldg 27-Structure	STRUCTURAL - 1	vendor	Approval	0
bb27_1	Building #27 Beta Plant Layout	STRUCTURAL - 1	vendor	Approval	0
bb27_2	Building #27 Beta Plant Building Floor Columns/Beams Layout	STRUCTURAL - 1	vendor	Approval	0
bb27_3	Building #27 Beta Plant Framing & Embed Plate layout	STRUCTURAL - 1	vendor	Approval	0
bb27_4	Building #27 Beta Plant Detail	STRUCTURAL - 1	vendor	Approval	0
bb27_5	Building #27 Beta Plant Detail	STRUCTURAL - 1	vendor	Approval	0
bb27_6	Building #27 Beta Plant Base Plan & Blockout Plan	STRUCTURAL - 1	vendor	Approval	0
bb27_7	Building #27 Beta Plant Base Plan & Blockout Plan	STRUCTURAL - 1	vendor	Approval	0
bb27_8	Building #27 Beta Plant Base Plan & Blockout Plan	STRUCTURAL - 1	vendor	Approval	0
bb27_9	Building #27 Beta Plant Base Plan & Blockout Plan	STRUCTURAL - 1	vendor	Approval	0
bb27_10	Building #27 Beta Plant Base Plan & Blockout Plan	STRUCTURAL - 1	vendor	Approval	0
bb27_11	Building #27 Beta Plant Base Plan & Blockout Plan	STRUCTURAL - 1	vendor	Approval	0
bb27_12	Building #27 Beta Plant Base Assembly Plan	STRUCTURAL - 1	vendor	Approval	0
bb27_13	Building #27 Beta Plant Roof Plan	STRUCTURAL - 1	vendor	Approval	0
bb27_14	Building #27 Beta Plant Roof Plan	STRUCTURAL - 1	vendor	Approval	0
bb27_15	Building #27 Beta Plant Roof Plan	STRUCTURAL - 1	vendor	Approval	0
bb27_16	Building #27 Beta Plant Roof Plan	STRUCTURAL - 1	vendor	Approval	0
bb27_17	Building #27 Beta Plant Roof Plan	STRUCTURAL - 1	vendor	Approval	0
bb27_18	Building #27 Beta Plant Roof Plan	STRUCTURAL - 1	vendor	Approval	0
bb27_19	Building #27 Beta Plant Roof Assembly Plan	STRUCTURAL - 1	vendor	Approval	0
bb27_20	Building #27 Beta Plant Wall Plan	STRUCTURAL - 1	vendor	Approval	0
bb27_21	Building #27 Beta Plant Wall Plan	STRUCTURAL - 1	vendor	Approval	0
bb27_22	Building #27 Beta Plant Wall Blockout Plan	STRUCTURAL - 1	vendor	Approval	0
bb27_23	Building #27 Beta Plant Wall Plan & Wall Blockout Plan	STRUCTURAL - 1	vendor	Approval	0
bb27_24	Building #27 Beta Plant Wall Plan	STRUCTURAL - 1	vendor	Approval	0
bb27_25	Building #27 Beta Plant Wall Blockout Plan	STRUCTURAL - 1	vendor	Approval	0
bb27_26	Building #27 Beta Plant Wall Plan	STRUCTURAL - 1	vendor	Approval	0
bb27_27	Building #27 Beta Plant Wall Blockout Plan	STRUCTURAL - 1	vendor	Approval	0
bb27_28	Building #27 Beta Plant Wall Plan	STRUCTURAL - 1	vendor	Approval	0
bb27_29	Building #27 Beta Plant Wall Blockout Plan	STRUCTURAL - 1	vendor	Approval	0
bb27_30	Building #27 Beta Plant Wall Plan	STRUCTURAL - 1	vendor	Approval	0
bb27_31	Building #27 Beta Plant Wall Assembly Plan	STRUCTURAL - 1	vendor	Approval	0
bb27_32	Building #27 Beta Plant Wall Plan	STRUCTURAL - 1	vendor	Approval	0

Compliance No.:	GEN-2				
Job :	Mojave Solar Project				
Date: 07/08/2014	Description: Structural Master Drawing List				
Sheet No.	Description	Applicable Condition of Certification	Vendor Supplied or EOR	Reason for Submittal	Revision
bb27_33	Building #27 Beta Plant Wall Plan & Blockout Plan	STRUCTURAL - 1	vendor	Approval	0
bb27_34	Building #27 Beta Plant Wall Plan	STRUCTURAL - 1	vendor	Approval	0
bb27_35	Building #27 Beta Plant Wall Assembly Plan	STRUCTURAL - 1	vendor	Approval	0
bb27_36	Building #27 Beta Plant Wall Plan	STRUCTURAL - 1	vendor	Approval	0
bb27_37	Building #27 Beta Plant Wall Plan	STRUCTURAL - 1	vendor	Approval	0
bb27_38	Building #27 Beta Plant Wall Plan	STRUCTURAL - 1	vendor	Approval	0
bb27_39	Building #27 Beta Plant Wall Plan	STRUCTURAL - 1	vendor	Approval	0
bb27_40	Building #27 Beta Plant Wall Blockout Plan	STRUCTURAL - 1	vendor	Approval	0
bb27_41	Building #27 Beta Plant Wall Plan	STRUCTURAL - 1	vendor	Approval	0
bb27_42	Building #27 Beta Plant Wall Plan & Blockout Plan	STRUCTURAL - 1	vendor	Approval	0
bb27_43	Building #27 Beta Plant Wall Plan	STRUCTURAL - 1	vendor	Approval	0
bb27_44	Building #27 Beta Plant Wall Blockout Plan	STRUCTURAL - 1	vendor	Approval	0
bb27_45	Building #27 Beta Plant Wall Assembly Plan	STRUCTURAL - 1	vendor	Approval	0
bb27_46	Building #27 Beta Plant Wall Plan	STRUCTURAL - 1	vendor	Approval	0
bb27_47	Building #27 Beta Plant Wall Plan	STRUCTURAL - 1	vendor	Approval	0
bb27_48	Building #27 Beta Plant Wall Plan	STRUCTURAL - 1	vendor	Approval	0
bb27_49	Building #27 Beta Plant Wall Assembly Plan	STRUCTURAL - 1	vendor	Approval	0
bb27_50	Building #27 Beta Plant Wall Plan	STRUCTURAL - 1	vendor	Approval	0
bb27_51	Building #27 Beta Plant Wall Plan	STRUCTURAL - 1	vendor	Approval	0
bb27_52	Building #27 Beta Plant Wall Blockout Plan	STRUCTURAL - 1	vendor	Approval	0
bb27_53	Building #27 Beta Plant Wall Plan	STRUCTURAL - 1	vendor	Approval	0
bb27_54	Building #27 Beta Plant Wall Assembly Plan	STRUCTURAL - 1	vendor	Approval	0
bb27_55	Building #27 Beta Plant Wall Plan	STRUCTURAL - 1	vendor	Approval	0
bb27_56	Building #27 Beta Plant Wall Plan	STRUCTURAL - 1	vendor	Approval	0
bb27_57	Building #27 Beta Plant Wall Plan	STRUCTURAL - 1	vendor	Approval	0
bb27_58	Building #27 Beta Plant Wall Plan	STRUCTURAL - 1	vendor	Approval	0
bb27_59	Building #27 Beta Plant Base Rebar Plan	STRUCTURAL - 1	vendor	Approval	0
bb27_60	Building #27 Beta Plant Base Rebar Plan	STRUCTURAL - 1	vendor	Approval	0
bb27_61	Building #27 Beta Plant Base Rebar Plan	STRUCTURAL - 1	vendor	Approval	0
bb27_62	Building #27 Beta Plant Roof Rebar Plan	STRUCTURAL - 1	vendor	Approval	0
bb27_63	Building #27 Beta Plant Roof Rebar Plan	STRUCTURAL - 1	vendor	Approval	0
bb27_64	Building #27 Beta Plant Roof Rebar Plan	STRUCTURAL - 1	vendor	Approval	0
bb27_65	Building #27 Beta Plant Wall Rebar Plan	STRUCTURAL - 1	vendor	Approval	0
bb27_66	Building #27 Beta Plant Wall Rebar Plan	STRUCTURAL - 1	vendor	Approval	0
bb27_67	Building #27 Beta Plant Wall Rebar Plan	STRUCTURAL - 1	vendor	Approval	0
bb27_68	Building #27 Beta Plant Wall Rebar Plan	STRUCTURAL - 1	vendor	Approval	0
bb27_69	Building #27 Beta Plant Wall Rebar Plan	STRUCTURAL - 1	vendor	Approval	0
bb27_70	Building #27 Beta Plant Wall Rebar Plan	STRUCTURAL - 1	vendor	Approval	0
bb27_71	Building #27 Beta Plant Wall Rebar Plan	STRUCTURAL - 1	vendor	Approval	0
bb27_72	Building #27 Beta Plant Details	STRUCTURAL - 1	vendor	Approval	0
bb27_73	Building #27 Beta Plant Details	STRUCTURAL - 1	vendor	Approval	0
bb27_74	Building #27 Beta Plant Details	STRUCTURAL - 1	vendor	Approval	0
bb27_75	Building #27 Beta Plant Details	STRUCTURAL - 1	vendor	Approval	0
bb27_76	Building #27 Beta Plant Details	STRUCTURAL - 1	vendor	Approval	0
bb27_77	Building #27 Beta Plant Details	STRUCTURAL - 1	vendor	Approval	0
bb27_78	Building #27 Beta Plant Details	STRUCTURAL - 1	vendor	Approval	0
bb27_79	Building #27 Beta Plant Details	STRUCTURAL - 1	vendor	Approval	0
bb27_80	Building #27 Beta Plant Details	STRUCTURAL - 1	vendor	Approval	0
bb27_81	Building #27 Beta Plant Building Assembly Plan	STRUCTURAL - 1	vendor	Approval	0
bS0.1	General Structural Notes	STRUCTURAL - 1	vendor	Approval	5
MojaveBldg27StrucCalcs	Structural Calculations	STRUCTURAL - 1	vendor	Approval	1
6007-CAL-AGE-87-52-1500	CALCULATION REPORT FOR BIOREMEDIATION FACILITIES FOUNDATION. ALPHA PLANT	STRUCTURAL - 1	vendor	Approval	0
6007-PLN-AGE-87-52-1500	MOJAVE SOLAR PROJECT ALPHA PLANT. BIOREMEDIATION FACILITIES FOUNDATION. COVER SHEET	STRUCTURAL - 1	vendor	Approval	0
6007-PLN-AGE-87-52-1510	MOJAVE SOLAR PROJECT ALPHA PLANT. BIOREMEDIATION FACILITIES FOUNDATION. GENERAL NOTES	STRUCTURAL - 1	vendor	Approval	0
6007-PLN-AGE-87-52-1520	MOJAVE SOLAR PROJECT ALPHA PLANT. BIOREMEDIATION FACILITIES FOUNDATION. PLAN VIEW AND DETAILS	STRUCTURAL - 1	vendor	Approval	0
6007-CAL-AGE-87-52-9500	CALCULATION REPORT FOR BIOREMEDIATION FACILITIES FOUNDATION. BETA PLANT	STRUCTURAL - 1	vendor	Approval	0
6007-PLN-AGE-87-52-9500	MOJAVE SOLAR PROJECT BETA PLANT. BIOREMEDIATION FACILITIES FOUNDATION. COVER SHEET	STRUCTURAL - 1	vendor	Approval	0
6007-PLN-AGE-87-52-9510	MOJAVE SOLAR PROJECT BETA PLANT. BIOREMEDIATION FACILITIES FOUNDATION. GENERAL NOTES	STRUCTURAL - 1	vendor	Approval	0
6007-PLN-AGE-87-52-9520	MOJAVE SOLAR PROJECT BETA PLANT. BIOREMEDIATION FACILITIES FOUNDATION. PLAN VIEW AND DETAILS	STRUCTURAL - 1	vendor	Approval	0
Compliance No.:	GEN-3				
Job :	Mojave Solar Project				
Date: 11/05/2014	Description: Structural Master Drawing List				
Sheet No.	Description	Applicable Condition of	Vendor Supplied or EOR	Reason for Submittal	Revision
	Document Name	GEN-3			
60007-ESP-ATP-00-50-C106	Ready Mix Concrete Production and Delivery	STRUCTURAL - 1	EOR	Purchase	NA
60007-ESP-ATP-00-50-C107	Particular Comm Condition for Ready Mix Concrete Production and Delivery	STRUCTURAL - 1	EOR	Purchase	NA
6007-CAL-CCI-18-54-0002	Mirror Building Metal Building Calcs	STRUCTURAL - 1	Vendor	Review	NA
6007-CAL-CCI-18-54-VSCA	Mirror Building Structural Calcs	STRUCTURAL - 1	Vendor	Review	NA
6007-ESP-ATP-00-50-2002	Engineering standards and practices specifications for subsurface exploration and geotechnical evaluation	STRUCTURAL - 1	EOR	Purchase	NA
6007-ESP-ATP-00-50-2001V	Specification for Vendor data requirement Structural, Geotechnical study	STRUCTURAL - 1	EOR	Approval	NA
6007-ESP-ATP-00-50-2061	Preliminary Geo-Tech Report	STRUCTURAL - 1	EOR	Approval	NA
6007-ESP-ATP-00-50-2062	Final Geotech Report	STRUCTURAL - 1	EOR	Bid/Quote	NA
6007-ESP-ATP-00-50-2063	Geotech Report Addendum 2	STRUCTURAL - 1	EOR	Bid/Quote	NA
6007-ESP-ATP-00-50-3100	Concrete Forms and Accessories	STRUCTURAL - 1	EOR	Purchase	NA
6007-ESP-ATP-00-50-3200	Concrete Reinforcement	STRUCTURAL - 1	EOR	Purchase	NA
6007-ESP-ATP-00-50-3300	Cast-In-Place Concrete	STRUCTURAL - 1	EOR	Bid/Quote	NA
6007-ESP-ATP-00-50-5120	Structural Steel	STRUCTURAL - 1	EOR	Bid/Quote	NA
6007-ESP-ATP-00-50-C014V	Concrete Batch Plant Vendor Spec	STRUCTURAL - 1	EOR	Bid/Quote	NA
6007-ESP-ATP-18-52-1333	Concrete Slabs and Foundations For Mirror Building Subcontract Package	STRUCTURAL - 1	EOR	Bid/Quote	NA
6007-ESP-ATP-18-52-1332V	Vendor Data Concrete Slabs and Foundations For Mirror Building Subcontract Package	STRUCTURAL - 1	EOR	Bid/Quote	NA
6007-ESP-ATP-18-54-1331	Mirror Building Subcontract Package	STRUCTURAL - 1	EOR	Purchase	NA
6007-ESP-ATP-18-54-1330V	Vendor Data for Mirror Building Subcontract Package	STRUCTURAL - 1	EOR	Purchase	NA
6007-ESP-ATP-18-54-1332	Warehouse Building Subcontract Package	STRUCTURAL - 1	EOR	Bid/Quote	NA
6007-ESP-ATP-18-54-1331V	Vendor Data Requirement Warehouse Building	STRUCTURAL - 1	EOR	Bid/Quote	NA
6007-ESP-ATP-18-54-3123	Pre-Engineered Metal Building	STRUCTURAL - 1	EOR	Purchase	NA

ABENER TEYMA MOJAVE

Compliance No.:	GEN-2				
Job :	Mojave Solar Project				
Date: 07/08/2014	Description: Structural Master Drawing List				
Sheet No.	Description	Applicable Condition of Certification	Vendor Supplied or EOR	Reason for Submittal	Revision
6007-ESP-ATP-18-54-3124	Pre-Engineered Metal Buildings	STRUCTURAL - 1	EOR	Bid/Quote	NA
6007-ESP-ATP-57-52-1352	Parabolic Solar Collector Steel Foundation Design-Build Subcontract	STRUCTURAL - 1	EOR	Construction	NA
6007-ESP-ATP-57-52-1351V	Vendor Data Requirements Parabolic Triugh Solar Collector Foundation Design-Build Subcontract	STRUCTURAL - 1	EOR	Construction	NA
6007-ESP-RJK-33-50-0002	Solar Collector Foundation Design	STRUCTURAL - 1	Vendor	Approval	NA
6007-ESP-UTE-16-62-0003	Air Compressor Package	STRUCTURAL - 1	EOR	Approval	NA
6007-INF-ATP-00-50-0002	Geo-Tech Report	STRUCTURAL - 1	EOR	Construction	NA
6007-INF-ATP-33-50-0002	Wind Tunnel Clarification	STRUCTURAL - 1	EOR	Approval	NA
6007-INF-RJK-33-50-0002	Responce to CEC for collector Foundation	STRUCTURAL - 1	Vendor	Approval	NA
6007-INS-ATP-00-50-0003	Preliminary Foundation Recommendation	STRUCTURAL - 1	EOR	Construction	NA
6007-INS-ATP-32-50-0001	Exterior Solar Collector Foundation Loads	STRUCTURAL - 1	EOR	Approval	NA
6007-INS-ATP-32-50-0002	Interior Solar Collector Foundation Loads	STRUCTURAL - 1	EOR	Approval	NA
6007-INS-ATP-32-50-0004	Solar Collector Foundation Loads	STRUCTURAL - 1	EOR	Construction	NA
6007-INS-ATP-32-52-0004	Collector Support Dimensions	STRUCTURAL - 1	EOR	Approval	NA
6007-PLN-ATP-00-50-S005	General Civil and Structural Notes	STRUCTURAL - 1	EOR	Bid/Quote	NA
6007-PLN-ATP-00-50-S006	Typical Ladder and Safety Cage Details	STRUCTURAL - 1	EOR	Bid/Quote	NA
6007-PLN-ATP-00-50-S007	Typical Pipe Handrail, Stairway and Grating Details	STRUCTURAL - 1	EOR	Bid/Quote	NA
6007-PLN-ATP-00-50-S008	Standard Base Plate Details and Standard Shear Key Details	STRUCTURAL - 1	EOR	Bid/Quote	NA
6007-PLN-ATP-00-55-0005	Soil boring location plan for alpha plant solar field	STRUCTURAL - 1	EOR	Purchase	NA
6007-PLN-ATP-00-55-0006	Soil boring location plan for beta plant solar field	STRUCTURAL - 1	EOR	Purchase	NA
6007-PLN-ATP-00-55-0007	Soil boring location plan for alpha power island	STRUCTURAL - 1	EOR	Purchase	NA
6007-PLN-ATP-00-55-0008	Soil boring location plan for beta power island	STRUCTURAL - 1	EOR	Purchase	NA
6007-PLN-ATP-00-55-LX03	Alpha Warehouse Building Proposed Location	STRUCTURAL - 1	EOR	Bid/Quote	NA
6007-PLN-ATP-00-55-LX04	Beta Warehouse Building Proposed Location	STRUCTURAL - 1	EOR	Bid/Quote	NA
6007-PLN-ATP-16-62-0002	Mirror Building Air Supply & Electrical Outlet Locations	STRUCTURAL - 1	EOR	Purchase	NA
6007-PLN-ATP-18-52-0019	Anchor Bolts Reference Plan	STRUCTURAL - 1	EOR	Bid/Quote	NA
6007-PLN-ATP-18-52-0020	Slab and Foundation Reference Plan	STRUCTURAL - 1	EOR	Bid/Quote	NA
6007-PLN-ATP-18-52-0021	Slab and Foundation Reference Details	STRUCTURAL - 1	EOR	Bid/Quote	NA
6007-PLN-ATP-18-54-0017	General Location of Mirror Building	STRUCTURAL - 1	EOR	Purchase	NA
6007-PLN-ATP-18-57-0011	Mirror Building Floor Plan	STRUCTURAL - 1	EOR	Bid/Quote	NA
6007-PLN-ATP-18-57-0012	Mirror Building Roof Plan	STRUCTURAL - 1	EOR	Purchase	NA
6007-PLN-ATP-18-57-0013	Mirror Building Crane Layout Plan	STRUCTURAL - 1	EOR	Purchase	NA
6007-PLN-ATP-18-57-0014	Mirror Building Elevations and Sections	STRUCTURAL - 1	EOR	Purchase	NA
6007-PLN-ATP-18-57-0015	Mirror Building Sections	STRUCTURAL - 1	EOR	Bid/Quote	NA
6007-PLN-ATP-18-57-0021	Warehouse Building Floor Plan	STRUCTURAL - 1	EOR	Bid/Quote	NA
6007-PLN-ATP-18-57-0022	Warehouse Building Roof Plan	STRUCTURAL - 1	EOR	Bid/Quote	NA
6007-PLN-ATP-18-57-0023	Warehouse Building Elevation and Section	STRUCTURAL - 1	EOR	Bid/Quote	NA
6007-PLN-ATP-18-57-0024	Warehouse Building Elevations	STRUCTURAL - 1	EOR	Bid/Quote	NA
6007-PLN-ATP-18-57-0025	Warehouse Building Sections	STRUCTURAL - 1	EOR	Bid/Quote	NA
6007-PLN-CCI-18-54-ALLD	Mirror Building Metal Building All Drawings	STRUCTURAL - 1	Vendor	Review	NA
6007-CAL-CCI-18-54-VASP	Mirror Building Material Specs	ARCHITECTURAL - 1	Vendor	Review	NA
6007-PLN-CCI-18-54-VA10	Mirror Building Code Plan	ARCHITECTURAL - 1	Vendor	Review	NA
6007-PLN-CCI-18-54-VA11	Mirror Building Floor Plan	ARCHITECTURAL - 1	Vendor	Review	NA
6007-PLN-CCI-18-54-VA12	Mirror Building Trench & Utility Plan	ARCHITECTURAL - 1	Vendor	Review	NA
6007-PLN-CCI-18-54-VA13	Mirror Building Equipment Layout (for reference only)	ARCHITECTURAL - 1	Vendor	Review	NA
6007-PLN-CCI-18-54-VA14	Mirror Building Crane Layout Plan	ARCHITECTURAL - 1	Vendor	Review	NA
6007-PLN-CCI-18-54-VA15	Mirror Building Roof Plan	ARCHITECTURAL - 1	Vendor	Review	NA
6007-PLN-CCI-18-54-VA21	Mirror Building Exterior Elevations	ARCHITECTURAL - 1	Vendor	Review	NA
6007-PLN-CCI-18-54-VA41	Mirror Building Building Sections	ARCHITECTURAL - 1	Vendor	Review	NA
6007-PLN-CCI-18-54-VA51	Mirror Building Details	ARCHITECTURAL - 1	Vendor	Review	NA
6007-PLN-CCI-18-54-VA61	Mirror Building Door Schedule	ARCHITECTURAL - 1	Vendor	Review	NA
6007-PLN-CCI-18-54-VACS	Mirror Building Cover Sheet	ARCHITECTURAL - 1	Vendor	Review	NA
6007-PLN-CCI-18-54-VAS2	Mirror Building Site Plan	ARCHITECTURAL - 1	Vendor	Review	NA
6007-PLN-CCI-18-54-VS11	Mirror Building General Structural Notes	STRUCTURAL - 1	Vendor	Review	NA
6007-PLN-CCI-18-54-VS12	Mirror Building Details	STRUCTURAL - 1	Vendor	Review	NA
6007-PLN-CCI-18-54-VS21	Mirror Building Foundation Plan	STRUCTURAL - 1	Vendor	Review	NA
6007-PLN-CCI-18-54-VS31	Mirror Building Framing Details	STRUCTURAL - 1	Vendor	Review	NA
6007-PLN-RJK-33-50-0003	Mirrorfield Foundation	STRUCTURAL - 1	Vendor	Approval	NA
6007-PLN-RJK-33-50-0004	Mirrorfield Foundation	STRUCTURAL - 1	Vendor	Approval	NA
6007-PLN-GFG-00-50-C802	North Alpha East Solar Array Foundation Plans Cover Sheet	STRUCTURAL - 1	Vendor	Construction	NA
6007-PLN-GFG-00-50-C803	Civil Works . General Notes Sheet	STRUCTURAL - 1	Vendor	Construction	NA
6007-PLN-GFG-00-50-P004	North Alpha East Solar Array Foundation Plan Foundation Working Points Layout I	STRUCTURAL - 1	Vendor	Construction	NA
6007-PLN-GFG-00-50-P005	North Alpha East Solar Array Foundation Plan Foundation Working Points Layout II	STRUCTURAL - 1	Vendor	Construction	NA
6007-PLN-GFG-00-50-C808	North Alpha East Solar Array Foundation Plan Foundation Piles Location Data I	STRUCTURAL - 1	Vendor	Construction	NA
6007-PLN-GFG-00-50-C809	North Alpha East Solar Array Foundation Plan Foundation Piles Location Data II	STRUCTURAL - 1	Vendor	Construction	NA
6007-PLN-GFG-00-50-C810	North Alpha East Solar Array Foundation Plan Foundation Piles Location Data III	STRUCTURAL - 1	Vendor	Construction	NA
6007-PLN-GFG-00-50-C811	North Alpha East Solar Array Foundation Plan Foundation Piles Location Data IV	STRUCTURAL - 1	Vendor	Construction	NA
6007-PLN-GFG-00-50-P084	North Alpha East Solar Array Foundation Plan Foundation Piles Location Data V	STRUCTURAL - 1	Vendor	Construction	NA
6007-PLN-GFG-00-50-P085	North Alpha East Solar Array Foundation Plan Foundation Piles Location Data VI	STRUCTURAL - 1	Vendor	Construction	NA
6007-PLN-GFG-00-50-P086	North Alpha East Solar Array Foundation Plan Foundation Piles Location Data VII	STRUCTURAL - 1	Vendor	Construction	NA
6007-PLN-GFG-00-50-P087	North Alpha East Solar Array Foundation Plan Foundation Piles Location Data VIII	STRUCTURAL - 1	Vendor	Construction	NA
6007-PLN-GFG-00-50-P088	North Alpha East Solar Array Foundation Plan Foundation Piles Location Data IX	STRUCTURAL - 1	Vendor	Construction	NA
6007-PLN-GFG-00-50-P089	North Alpha East Solar Array Foundation Plan Foundation Piles Location Data X	STRUCTURAL - 1	Vendor	Construction	NA
6007-PLN-GFG-00-50-P090	North Alpha East Solar Array Foundation Plan Foundation Piles Location Data XI	STRUCTURAL - 1	Vendor	Construction	NA
6007-PLN-GFG-00-50-P091	North Alpha East Solar Array Foundation Plan Foundation Piles Location Data XII	STRUCTURAL - 1	Vendor	Construction	NA
6007-PLN-GFG-00-50-P092	North Alpha East Solar Array Foundation Plan Foundation Piles Location Data XIII	STRUCTURAL - 1	Vendor	Construction	NA
6007-PLN-GFG-00-50-P093	North Alpha East Solar Array Foundation Plan Foundation Piles Location Data XIV	STRUCTURAL - 1	Vendor	Construction	NA
6007-PLN-GFG-00-50-P094	North Alpha East Solar Array Foundation Plan Foundation Piles Location Data XV	STRUCTURAL - 1	Vendor	Construction	NA
6007-PLN-GFG-00-50-P095	North Alpha East Solar Array Foundation Plan Foundation Piles Location Data XVI	STRUCTURAL - 1	Vendor	Construction	NA
6007-PLN-GFG-00-50-P096	North Alpha East Solar Array Foundation Plan Foundation Piles Location Data XVII	STRUCTURAL - 1	Vendor	Construction	NA
6007-PLN-GFG-00-50-P097	North Alpha East Solar Array Foundation Plan Foundation Piles Location Data XVIII	STRUCTURAL - 1	Vendor	Construction	NA
6007-PLN-GFG-00-50-P098	North Alpha East Solar Array Foundation Plan Foundation Piles Location Data XIX	STRUCTURAL - 1	Vendor	Construction	NA
6007-PLN-GFG-00-50-P099	North Alpha East Solar Array Foundation Plan Foundation Piles Location Data XX	STRUCTURAL - 1	Vendor	Construction	NA
6007-PLN-GFG-00-50-P100	North Alpha East Solar Array Foundation Plan Foundation Piles Location Data XXI	STRUCTURAL - 1	Vendor	Construction	NA
6007-PLN-GFG-00-50-P101	Middle Alpha East Solar Array Foundation Plans Cover Sheet	STRUCTURAL - 1	Vendor	Construction	NA
6007-PLN-GFG-00-50-P102	Notes Sheet	STRUCTURAL - 1	Vendor	Construction	NA

ABENER TEYMA MOJAVE

Compliance No.:	GEN-2				
Job :	Mojave Solar Project				
Date: 07/08/2014	Description: Structural Master Drawing List				
Sheet No.	Description	Applicable Condition of Certification	Vendor Supplied or EOR	Reason for Submittal	Revision
6007-PLN-GFG-00-50-P103	Middle Alpha East Solar Array Foundation Plan Foundation Working Points Layout I	STRUCTURAL - 1	Vendor	Construction	NA
6007-PLN-GFG-00-50-P104	6007-PLN-GFG-00-50-P028Middle Alpha East Solar Array Foundation Plan Foundation Working Points Layout II	STRUCTURAL - 1	Vendor	Construction	NA
6007-PLN-GFG-00-50-P105	Middle Alpha East Solar Array Foundation Plan Foundation Working Points Layout III	STRUCTURAL - 1	Vendor	Construction	NA
6007-PLN-GFG-00-50-P106	Middle Alpha East Solar Array Foundation Plan Foundation Working Points Layout IV	STRUCTURAL - 1	Vendor	Construction	NA
6007-PLN-GFG-00-50-P107	Middle Alpha East Solar Array Foundation Plan Foundation Working Points Layout V	STRUCTURAL - 1	Vendor	Construction	NA
6007-PLN-GFG-00-50-P108	Middle Alpha East Solar Array Foundation Plan Foundation Piles Location Data 53	STRUCTURAL - 1	Vendor	Construction	NA
6007-PLN-GFG-00-50-P109	Middle Alpha East Solar Array Foundation Plan Foundation Piles Location Data 54	STRUCTURAL - 1	Vendor	Construction	NA
6007-PLN-GFG-00-50-P110	Middle Alpha East Solar Array Foundation Plan Foundation Piles Location Data 55	STRUCTURAL - 1	Vendor	Construction	NA
6007-PLN-GFG-00-50-P111	Middle Alpha East Solar Array Foundation Plan Foundation Piles Location Data 56	STRUCTURAL - 1	Vendor	Construction	NA
6007-PLN-GFG-00-50-P112	Middle Alpha East Solar Array Foundation Plan Foundation Piles Location Data 57	STRUCTURAL - 1	Vendor	Construction	NA
6007-PLN-GFG-00-50-P113	Middle Alpha East Solar Array Foundation Plan Foundation Piles Location Data 58	STRUCTURAL - 1	Vendor	Construction	NA
6007-PLN-GFG-00-50-P114	Middle Alpha East Solar Array Foundation Plan Foundation Piles Location Data 59	STRUCTURAL - 1	Vendor	Construction	NA
6007-PLN-GFG-00-50-P115	Middle Alpha East Solar Array Foundation Plan Foundation Piles Location Data 60	STRUCTURAL - 1	Vendor	Construction	NA
6007-PLN-GFG-00-50-P116	Middle Alpha East Solar Array Foundation Plan Foundation Piles Location Data 61	STRUCTURAL - 1	Vendor	Construction	NA
6007-PLN-GFG-00-50-P117	Middle Alpha East Solar Array Foundation Plan Foundation Piles Location Data 62	STRUCTURAL - 1	Vendor	Construction	NA
6007-PLN-GFG-00-50-P118	Middle Alpha East Solar Array Foundation Plan Foundation Piles Location Data 63	STRUCTURAL - 1	Vendor	Construction	NA
6007-PLN-GFG-00-50-P119	Middle Alpha East Solar Array Foundation Plan Foundation Piles Location Data 64	STRUCTURAL - 1	Vendor	Construction	NA
6007-PLN-GFG-00-50-P120	Middle Alpha East Solar Array Foundation Plan Foundation Piles Location Data 65	STRUCTURAL - 1	Vendor	Construction	NA
6007-PLN-GFG-00-50-P121	Middle Alpha East Solar Array Foundation Plan Foundation Piles Location Data 66	STRUCTURAL - 1	Vendor	Construction	NA
6007-PLN-GFG-00-50-P122	Middle Alpha East Solar Array Foundation Plan Foundation Piles Location Data 67	STRUCTURAL - 1	Vendor	Construction	NA
6007-PLN-GFG-00-50-P123	Middle Alpha East Solar Array Foundation Plan Foundation Piles Location Data 68	STRUCTURAL - 1	Vendor	Construction	NA
6007-PLN-GFG-00-50-P124	Middle Alpha East Solar Array Foundation Plan Foundation Piles Location Data 69	STRUCTURAL - 1	Vendor	Construction	NA
6007-PLN-GFG-00-50-P125	Middle Alpha East Solar Array Foundation Plan Foundation Piles Location Data 70	STRUCTURAL - 1	Vendor	Construction	NA
6007-PLN-GFG-00-50-P126	Middle Alpha East Solar Array Foundation Plan Foundation Piles Location Data 71	STRUCTURAL - 1	Vendor	Construction	NA
6007-PLN-GFG-00-50-P127	Middle Alpha East Solar Array Foundation Plan Foundation Piles Location Data 72	STRUCTURAL - 1	Vendor	Construction	NA
6007-PLN-GFG-00-50-P128	Middle Alpha East Solar Array Foundation Plan Foundation Piles Location Data 73	STRUCTURAL - 1	Vendor	Construction	NA
6007-PLN-GFG-00-50-P129	Middle Alpha East Solar Array Foundation Plan Foundation Piles Location Data 74	STRUCTURAL - 1	Vendor	Construction	NA
6007-PLN-GFG-00-50-P130	Middle Alpha East Solar Array Foundation Plan Foundation Piles Location Data 75	STRUCTURAL - 1	Vendor	Construction	NA
6007-PLN-GFG-00-50-P131	Middle Alpha East Solar Array Foundation Plan Foundation Piles Location Data 76	STRUCTURAL - 1	Vendor	Construction	NA
6007-PLN-GFG-00-50-P132	Middle Alpha East Solar Array Foundation Plan Foundation Piles Location Data 77	STRUCTURAL - 1	Vendor	Construction	NA
6007-PLN-GFG-00-50-P133	Middle Alpha East Solar Array Foundation Plan Foundation Piles Location Data 78	STRUCTURAL - 1	Vendor	Construction	NA
6007-PLN-GFG-00-50-P134	Middle Alpha East Solar Array Foundation Plan Foundation Piles Location Data 79	STRUCTURAL - 1	Vendor	Construction	NA
6007-PLN-GFG-00-50-P135	Middle Alpha East Solar Array Foundation Plan Foundation Piles Location Data 80	STRUCTURAL - 1	Vendor	Construction	NA
6007-PLN-GFG-00-50-P136	Middle Alpha East Solar Array Foundation Plan Foundation Piles Location Data 81	STRUCTURAL - 1	Vendor	Construction	NA
6007-PLN-GFG-00-50-P137	Middle Alpha East Solar Array Foundation Plan Foundation Piles Location Data 82	STRUCTURAL - 1	Vendor	Construction	NA
6007-PLN-GFG-00-50-P138	Middle Alpha East Solar Array Foundation Plan Foundation Piles Location Data 83	STRUCTURAL - 1	Vendor	Construction	NA
6007-PLN-GFG-00-50-P139	Middle Alpha East Solar Array Foundation Plan Foundation Piles Location Data 84	STRUCTURAL - 1	Vendor	Construction	NA
6007-PLN-GFG-00-50-P140	Middle Alpha East Solar Array Foundation Plan Foundation Piles Location Data 85	STRUCTURAL - 1	Vendor	Construction	NA
6007-PLN-GFG-00-50-P141	Middle Alpha East Solar Array Foundation Plan Foundation Piles Location Data 86	STRUCTURAL - 1	Vendor	Construction	NA
6007-PLN-GFG-00-50-P142	Middle Alpha East Solar Array Foundation Plan Foundation Piles Location Data 87	STRUCTURAL - 1	Vendor	Construction	NA
6007-PLN-GFG-00-50-P143	Middle Alpha East Solar Array Foundation Plan Foundation Piles Location Data 88	STRUCTURAL - 1	Vendor	Construction	NA
6007-PLN-GFG-00-50-P144	Middle Alpha East Solar Array Foundation Plan Foundation Piles Location Data 89	STRUCTURAL - 1	Vendor	Construction	NA
6007-PLN-GFG-00-50-P145	Middle Alpha East Solar Array Foundation Plan Foundation Piles Location Data 90	STRUCTURAL - 1	Vendor	Construction	NA
6007-PLN-GFG-00-50-P146	Middle Alpha East Solar Array Foundation Plan Foundation Piles Location Data 91	STRUCTURAL - 1	Vendor	Construction	NA
6007-PLN-GFG-00-50-P147	Middle Alpha East Solar Array Foundation Plan Foundation Piles Location Data 92	STRUCTURAL - 1	Vendor	Construction	NA
6007-PLN-GFG-00-50-P148	Middle Alpha East Solar Array Foundation Plan Foundation Piles Location Data 93	STRUCTURAL - 1	Vendor	Construction	NA
6007-PLN-GFG-00-50-P149	Middle Alpha East Solar Array Foundation Plan Foundation Piles Location Data 94	STRUCTURAL - 1	Vendor	Construction	NA
6007-PLN-GFG-00-50-P150	Middle Alpha East Solar Array Foundation Plan Foundation Piles Location Data 95	STRUCTURAL - 1	Vendor	Construction	NA
6007-PLN-GFG-00-50-P151	Middle Alpha East Solar Array Foundation Plan Foundation Piles Location Data 96	STRUCTURAL - 1	Vendor	Construction	NA
6007-PLN-GFG-00-50-P152	Middle Alpha East Solar Array Foundation Plan Foundation Piles Location Data 97	STRUCTURAL - 1	Vendor	Construction	NA
6007-PLN-GFG-00-50-P153	Middle Alpha East Solar Array Foundation Plan Foundation Piles Location Data 98	STRUCTURAL - 1	Vendor	Construction	NA
6007-PLN-GFG-00-50-P154	Middle Alpha East Solar Array Foundation Plan Foundation Piles Location Data 99	STRUCTURAL - 1	Vendor	Construction	NA
6007-PLN-GFG-00-50-P155	Middle Alpha East Solar Array Foundation Plan Foundation Piles Location Data 100	STRUCTURAL - 1	Vendor	Construction	NA
6007-PLN-GFG-00-50-P156	Middle Alpha East Solar Array Foundation Plan Foundation Piles Location Data 101	STRUCTURAL - 1	Vendor	Construction	NA
6007-PLN-GFG-00-50-P157	Middle Alpha East Solar Array Foundation Plan Foundation Piles Location Data 102	STRUCTURAL - 1	Vendor	Construction	NA
6007-PLN-GFG-00-50-P158	Middle Alpha East Solar Array Foundation Plan Foundation Piles Location Data 103	STRUCTURAL - 1	Vendor	Construction	NA
6007-PLN-GFG-00-50-P159	Middle Alpha East Solar Array Foundation Plan Foundation Piles Location Data 104	STRUCTURAL - 1	Vendor	Construction	NA
6007-CAL-CCI-18-54-2120	Structural Calculations	STRUCTURAL - 1	Vendor	Construction	NA
6007-CAL-CCI-18-54-2530	Pre-Engineered Metal Building Calculations	STRUCTURAL - 1	Vendor	Construction	NA
6007-ESP-ATP-00-50-2069	Geotech Report Addendum 7	STRUCTURAL - 1	EOR	Construction	NA
6007-PLN-ATP-00-50-C002	Anchor Rod Assemblies and Details	STRUCTURAL - 1	EOR	Construction	NA
6007-PLN-ATP-00-50-S002	General Civil and Structural Notes	STRUCTURAL - 1	EOR	Construction	NA
6007-ESP-RJK-33-50-0007	Anchor Bolt Tolerance Calculations	STRUCTURAL - 1	Vendor	Approval	8.2
6007-ESP-RJK-33-50-0008	Drive Pilecap out fo tolerance	STRUCTURAL - 1	vendor	Approval	8.828571429
6007-ESP-RJK-33-50-0009	Type III pilecap out of tolerance fix	STRUCTURAL - 1	Vendor	Approval	9.457142857
6007-PLN-CCI-18-54-1200	Cover Sheet	STRUCTURAL - 1	vendor	Approval	10.08571429
6007-PLN-CCI-18-54-1210	Code Plan	STRUCTURAL - 1	vendor	Approval	10.71428571
6007-PLN-CCI-18-54-1211	Floor Plan	STRUCTURAL - 1	vendor	Approval	11.34285714
6007-PLN-PRI-39-52-1206	FOUNDATION PLAN	STRUCTURAL - 1	vendor	Approval	NA
Final Sealed and Signed Package 07.20.12-Signed	Pylon Structures Design Calculations Package	STRUCTURAL - 1	vendor	Approval	-0.5
E-C328000_0 Central Support- signed	Central Support Plan	STRUCTURAL - 1	vendor	Approval	-0.8
E-C335000_0 IntermediateSupport-signed	Intermediate Support Plan	STRUCTURAL - 1	vendor	Approval	-1.1
App for Alt Mat - BV form	Application for Alternate Material	STRUCTURAL - 1	vendor	Approval	-1.4
6007-ESP-CCI-18-54-1401	MECHANICAL SPECIFICATIONS	STRUCTURAL - 1	vendor	Approval	NA
6007-PLN-CCI-18-54-1200	COVER SHEET	STRUCTURAL - 1	vendor	Approval	NA
6007-PLN-CCI-18-54-1211	FLOOR PLAN	STRUCTURAL - 1	vendor	Approval	NA
6007-PLN-CCI-18-54-1213	TRENCH AND UTILITY PLAN	STRUCTURAL - 1	vendor	Approval	NA
6007-PLN-CCI-18-54-1214	EQUIPMENT LAYOUT	STRUCTURAL - 1	vendor	Approval	NA
6007-PLN-CCI-18-54-1221	EXTERIOR ELEVATIONS	STRUCTURAL - 1	vendor	Approval	NA
6007-PLN-CCI-18-54-1241	BUILDING SECTIONS	STRUCTURAL - 1	vendor	Approval	NA
6007-PLN-CCI-18-54-1321	FOUNDATION PLAN	STRUCTURAL - 1	vendor	Approval	NA
6007-PLN-CC1-18-54-1510	MECHANICAL/AIRLINE PIPING FLOOR PLAN	STRUCTURAL - 1	vendor	Approval	NA
6007-PLN-CC1-18-54-1520	MECHANICAL/AIRLINE PIPING SCHEDULES AND DIAGRAMS	STRUCTURAL - 1	vendor	Approval	NA
6007-PLN-CC1-18-54- 1611	ELECTRICAL GROUNDING PLAN	STRUCTURAL - 1	vendor	Approval	NA
6007-PLN-CC1-18-54- 1613	ELECTRICAL EQUIPMENT PLAN	STRUCTURAL - 1	vendor	Approval	NA

ABENER TEYMA
MOJAVE

Compliance No.:	GEN-2				
Job :	Mojave Solar Project				
Date: 07/08/2014	Description: Structural Master Drawing List				
Sheet No.	Description	Applicable Condition of Certification	Vendor Supplied or EOR	Reason for Submittal	Revision
6007-PLN-CC1-18-54- 1621	ELECTRICAL LIGHTING PLAN	STRUCTURAL - 1	vendor	Approval	NA
6007-PLN-CC1-18-54- 1622	ELECTRICAL LIGHTING SCHEDULES	STRUCTURAL - 1	vendor	Approval	NA
6007-PLN-CC1-18-54- 1623	PHOTOMETRIC LIGHTING PLAN	STRUCTURAL - 1	vendor	Approval	NA
6007-PLN-CC1-18-54- 1624	EM PHOTOMETRIC LIGHTING PLAN	STRUCTURAL - 1	vendor	Approval	NA
6007-PLN-CC1-18-54- 1641	ONELINE DIAGRAM	STRUCTURAL - 1	vendor	Approval	NA
6007-PLN-CC1-18-54-1643	PANEL SCHEDULES	STRUCTURAL - 1	vendor	Approval	NA
6007-PLN-GFG-00-50-P212	Beta East Northeast Solar Array Foundation Plans Cover	STRUCTURAL - 1	vendor	Approval	NA
6007-PLN-GFG-00-50-P213	Beta East Northeast Solar Array Foundation Plans Notes Sheet	STRUCTURAL - 1	vendor	Approval	NA
6007-PLN-GFG-00-50-P214	Beta East Northeast Solar Array Foundation Plans Foundation Working Points Layout I	STRUCTURAL - 1	vendor	Approval	NA
6007-PLN-GFG-00-50-P215	Beta East Northeast Foundation Plans Solar Array Foundation Working Points Layout II	STRUCTURAL - 1	vendor	Approval	NA
6007-PLN-GFG-00-50-P216	Beta East Northeast Foundation Plans Solar Array Foundation Working Points Layout III	STRUCTURAL - 1	vendor	Approval	NA
6007-PLN-GFG-00-50-P217	Beta East Northeast Foundation Plans Solar Array Foundation Working Points Layout IV	STRUCTURAL - 1	vendor	Approval	NA
6007-PLN-GFG-00-50-P218	Beta East Northeast Foundation Plans Solar Array Foundation Working Points Layout V	STRUCTURAL - 1	vendor	Approval	NA
6007-PLN-GFG-00-50-P219	Beta East Northeast Foundation Plans Solar Array Foundation Working Points Layout VI	STRUCTURAL - 1	vendor	Approval	NA
6007-PLN-GFG-00-50-P220	Beta East Northeast Foundation Plans Solar Array Foundation Working Points Layout VII	STRUCTURAL - 1	vendor	Approval	NA
6007-PLN-GFG-00-50-P221	Beta East Northeast Foundation Plans Solar Array Foundation Working Points Layout VIII	STRUCTURAL - 1	vendor	Approval	NA
6007-PLN-GFG-00-50-P222	Beta East Northeast Solar Array Foundation Plans Foundation Piles Location Data 67	STRUCTURAL - 1	vendor	Approval	NA
6007-PLN-GFG-00-50-P223	Beta East Northeast Solar Array Foundation Plans Foundation Piles Location Data 68	STRUCTURAL - 1	vendor	Approval	NA
6007-PLN-GFG-00-50-P224	Beta East Northeast Solar Array Foundation Plans Foundation Piles Location Data 69	STRUCTURAL - 1	vendor	Approval	NA
6007-PLN-GFG-00-50-P225	Beta East Northeast Solar Array Foundation Plans Foundation Piles Location Data 70	STRUCTURAL - 1	vendor	Approval	NA
6007-PLN-GFG-00-50-P226	Beta East Northeast Solar Array Foundation Plans Foundation Piles Location Data 71	STRUCTURAL - 1	vendor	Approval	NA
6007-PLN-GFG-00-50-P227	Beta East Northeast Solar Array Foundation Plans Foundation Piles Location Data 72	STRUCTURAL - 1	vendor	Approval	NA
6007-PLN-GFG-00-50-P228	Beta East Northeast Solar Array Foundation Plans Foundation Piles Location Data 73	STRUCTURAL - 1	vendor	Approval	NA
E1.0 BLDG #26 ALPHA	General Notes and Symbols	STRUCTURAL - 1	vendor	Approval	0
E1.1 BLDG #26 ALPHA	Partial Single-Line, Panel, Power & Lighting Plans	STRUCTURAL - 1	vendor	Approval	0
E1.0 BLDG #26 BETA	General Notes and Symbols	STRUCTURAL - 1	vendor	Approval	0
E1.1 BLDG #26 BETA	Partial Single-Line, Panel, Power & Lighting Plans	STRUCTURAL - 1	vendor	Approval	0
6007-CAL-CTS-26-52-2600	Alpha site Low Voltage Busduct Support Framing	STRUCTURAL - 1	vendor	Approval	1
6007-CAL-CTS-26-52-2601	Abengoa Mojave Solar Low Voltage Bus Duct	STRUCTURAL - 1	vendor	Approval	NA
6007-CAL-CTS-26-52-7600	Beta site Low Voltage Busduct Support Framing	STRUCTURAL - 1	vendor	Approval	1
6007-CAL-CTS-26-52-7601	Abengoa Mojave Solar Low Voltage Bus Duct	STRUCTURAL - 1	vendor	Approval	NA
6007-PLN-CTS-26-52-2600	Field Alpha Low Voltage Busduct General Structural Notes	STRUCTURAL - 1	vendor	Approval	2
6007-PLN-CTS-26-52-2601	Field Alpha Low Voltage Busduct Plans	STRUCTURAL - 1	vendor	Approval	2
6007-PLN-CTS-26-52-2602	Field Alpha Low Voltage Busduct Plans	STRUCTURAL - 1	vendor	Approval	2
6007-PLN-CTS-26-52-2603	Field Alpha Low Voltage Busduct Plans	STRUCTURAL - 1	vendor	Approval	2
6007-PLN-CTS-26-52-2604	Field Alpha Low Voltage Busduct Typical Details	STRUCTURAL - 1	vendor	Approval	1
6007-PLN-CTS-26-52-2605	Field Alpha Low Voltage Busduct Framing Details	STRUCTURAL - 1	vendor	Approval	2
6007-PLN-CTS-26-52-7600	Field Beta Low Voltage Busduct General Structural Notes	STRUCTURAL - 1	vendor	Approval	2
6007-PLN-CTS-26-52-7601	Field Beta Low Voltage Busduct Plans	STRUCTURAL - 1	vendor	Approval	2
6007-PLN-CTS-26-52-7602	Field Beta Low Voltage Busduct Plans	STRUCTURAL - 1	vendor	Approval	2
6007-PLN-CTS-26-52-7603	Field Beta Low Voltage Busduct Plans	STRUCTURAL - 1	vendor	Approval	1
6007-PLN-CTS-26-52-7604	Field Beta Low Voltage Busduct Typical Details	STRUCTURAL - 1	vendor	Approval	1
6007-PLN-CTS-26-52-7605	Field Beta Low Voltage Busduct Framing Details	STRUCTURAL - 1	vendor	Approval	2
6007-PLN-AGE-18-52-S101-W1	Electrical Layout Holes Study Building #22 Alpha and Beta Site	STRUCTURAL - 1	vendor	Approval	1
6007-PLN-AGE-18-52-S101-W2	Mojave Solar Project Alpha Site Building #22	STRUCTURAL - 1	vendor	Approval	1
6007-PLN-AGE-18-52-S101-W3	Mojave Solar Project Beta Site Building #22	STRUCTURAL - 1	vendor	Approval	2
6007-PLN-AGE-18-52-S101-W4	Alpha Site Building #22	STRUCTURAL - 1	vendor	Approval	1
6007-PLN-AGE-18-52-S101-W5	Beta Site Building #22	STRUCTURAL - 1	vendor	Approval	1
6007-PLN-AGE-18-52-S102-W1	Electrical Layout Holes Study Building #27 HTF Station Alpha and Beta Site	STRUCTURAL - 1	vendor	Approval	1
6007-PLN-AGE-18-52-S102-W2	Mojave Solar Project Alpha Site Building #27	STRUCTURAL - 1	vendor	Approval	0
6007-PLN-AGE-18-52-S102-W3	Mojave Solar Project Beta Site Building #27	STRUCTURAL - 1	vendor	Approval	1
6007-PLN-AGE-18-52-S103-W1	Electrical Layout Holes Study Alpha and Beta Site Building #26 Cooling Tower Station	STRUCTURAL - 1	vendor	Approval	1
6007-PLN-AGE-18-52-S103-W2	Mojave Solar Project Alpha Site Building #26	STRUCTURAL - 1	vendor	Approval	1
6007-PLN-AGE-18-52-S103-W3	Mojave Solar Project Beta Site Building #26	STRUCTURAL - 1	vendor	Approval	1
6007-PLN-AGE-18-52-S103-W4	Electrical Layout Holes Study Alpha and Beta Site Building #26 Roof Pen VSD Room	STRUCTURAL - 1	vendor	Approval	0
20131219_letter	Cover Letter (Structural Comments)	STRUCTURAL - 1	vendor	Approval	NA
Plan Check Reply	Revision Letter	STRUCTURAL - 1	vendor	Approval	NA
6007-CAL-AGE-25-52-3000	Calculation Report for Hydrogen System Foundation Alpha Plant	STRUCTURAL - 1	vendor	Approval	1
6007-CAL-AGE-25-52-7000	Calculation Report for Hydrogen System Foundation Beta Plant	STRUCTURAL - 1	vendor	Approval	1
6007-CAL-AGE-25-54-3000	Calculation Report for Hydrogen System Structure Alpha Plant	STRUCTURAL - 1	vendor	Approval	0
6007-CAL-AGE-25-54-7000	Calculation Report for Hydrogen System Structure Beta Plant	STRUCTURAL - 1	vendor	Approval	0
6007-PLN-AGE-25-52-3000	Mojave Solar Project. Field Alpha Hydrogen System Foundation Cover Sheet	STRUCTURAL - 1	vendor	Approval	0
6007-PLN-AGE-25-52-3001	Mojave Solar Project. Field Alpha Hydrogen System Foundation General Notes	STRUCTURAL - 1	vendor	Approval	1
6007-PLN-AGE-25-52-3002	Mojave Solar Project. Alpha Plant Hydrogen System Foundation Details	STRUCTURAL - 1	vendor	Approval	2
6007-PLN-AGE-25-52-7000	Mojave Solar Project. Field Beta Hydrogen System Foundation Cover Sheet	STRUCTURAL - 1	vendor	Approval	1
6007-PLN-AGE-25-52-7001	Mojave Solar Project. Field Beta Hydrogen System Foundation General Notes	STRUCTURAL - 1	vendor	Approval	2
6007-PLN-AGE-25-52-7002	Mojave Solar Project. Beta Plant Hydrogen System Foundation Details	STRUCTURAL - 1	vendor	Approval	2
6007-PLN-AGE-25-54-3000	Mojave Solar Project. Field Alpha Hydrogen System Structure Cover Sheet	STRUCTURAL - 1	vendor	Approval	0
6007-PLN-AGE-25-54-3001	Mojave Solar Project. Field Alpha Hydrogen System Structure General Notes	STRUCTURAL - 1	vendor	Approval	0
6007-PLN-AGE-25-54-3002	Mojave Solar Project. Alpha Field Hydrogen System Supports Plans elevations & Details	STRUCTURAL - 1	vendor	Approval	1
6007-PLN-AGE-25-54-7000	Mojave Solar Project. Beta Plant. Hydrogen System Structure Cover sheet	STRUCTURAL - 1	vendor	Approval	0
6007-PLN-AGE-25-54-7001	Mojave Solar Project. Field Beta. Hydrogen System Foundation General notes	STRUCTURAL - 1	vendor	Approval	0
6007-PLN-AGE-25-54-7002	Mojave Solar Project. Beta Field. Hydrogen System Supports Plans elevations & Details	STRUCTURAL - 1	vendor	Approval	1
6007-PLN-AGE-00-02-L001	Solar Field Layout for Alpha Plant	STRUCTURAL - 1	vendor	Approval	14
6007-PLN-AGE-00-02-L002	Solar Field Layout for Beta Plant	STRUCTURAL - 1	vendor	Approval	14
6007-PLN-AGE-00-02-L003	Central Plant Layout Alpha Plant	STRUCTURAL - 1	vendor	Approval	14
6007-PLN-AGE-00-02-L004	Central Plant Layout Beta Plant	STRUCTURAL - 1	vendor	Approval	14
6007-PLN-AGE-00-02-L010	Site Plan	STRUCTURAL - 1	vendor	Approval	12
6007-PLN-ATM-23-52-3400	Mojave Solar Project.Alpha Plant Location Plan AT7 Transformer Foundation	STRUCTURAL - 1	vendor	Approval	1
6007-PLN-ATM-23-52-7400	Mojave Solar Project.Beta Plant Location Plan AT7 Transformer Foundation	STRUCTURAL - 1	vendor	Approval	1
6007-PLN-CTS-23-52-2401	Field Alpha AT7 Transformer Foundation, Foundation Plan	STRUCTURAL - 1	vendor	Approval	2
6007-PLN-CTS-23-52-7400	Field Beta AT7 Transformer Foundation General Foundation Notes	STRUCTURAL - 1	vendor	Approval	2
Transformer AT-7 foundation revision memo	Revision	STRUCTURAL - 1	vendor	Approval	NA
6007-CAL-AGE-00-50-S003	Calculation Report for Handrails Connections	STRUCTURAL - 1	vendor	Approval	0
6007-CAL-AGE-57-52-3000	Calculation Report for HTF Bridge Stairs Landing Beta Plant	STRUCTURAL - 1	vendor	Approval	0

ABENER TEYMA MOJAVE

Compliance No.:	GEN-2				
Job :	Mojave Solar Project				
Date: 07/08/2014	Description: Structural Master Drawing List				
Sheet No.	Description	Applicable Condition of Certification	Vendor Supplied or EOR	Reason for Submittal	Revision
6007-PLN-AGE-57-52-3000	Mojave Solar Project. Beta Plant. HTF Bridge Stairs Landing Details Cover Sheet	STRUCTURAL - 1	vendor	Approval	0
6007-PLN-AGE-57-52-3001	Mojave solar Project. Field Beta HTF bridge Stairs Landing General Notes	STRUCTURAL - 1	vendor	Approval	0
6007-PLN-AGE-57-52-3002	Mojave Solar Project. Beta Plant HTF bridge Stairs Landing Details	STRUCTURAL - 1	vendor	Approval	2
E1.0 BLDG #22 ALPHA Layout1	General Notes and Symbols	STRUCTURAL - 1	vendor	Approval	0
E1.1 BLDG #22 ALPHA Layout1	Partial Single-Line, Panel, Power & Lighting Plans	STRUCTURAL - 1	vendor	Approval	1
E1.0 BLDG #22 BETA Layout1	General Notes and Symbols	STRUCTURAL - 1	vendor	Approval	0
E1.1 BLDG #22 BETA Layout1	Partial Single-Line, Panel, Power & Lighting Plans	STRUCTURAL - 1	vendor	Approval	1
BLDG 22 Responses to BV Comments	Revision Letter	STRUCTURAL - 1	vendor	Approval	NA
E1.0 BLDG #27 ALPHA Layout1	General Notes and Symbols	STRUCTURAL - 1	vendor	Approval	0
E1.1 BLDG #27 ALPHA Layout1	Partial Single-Line, Panel, Power & Lighting Plans	STRUCTURAL - 1	vendor	Approval	1
E1.0 BLDG #27 BETA Layout1	General Notes and Symbols	STRUCTURAL - 1	vendor	Approval	0
E1.1 BLDG #27 BETA Layout1	Partial Single-Line, Panel, Power & Lighting Plans	STRUCTURAL - 1	vendor	Approval	1
BLDG 27 Responses to BV Comments	Revision Letter	STRUCTURAL - 1	vendor	Approval	NA
6007-PLN-ABA-12-57-S01	Structural Calculation	STRUCTURAL - 1	vendor	Approval	1
6007-PLN-ABA-12-57-S02	Mojave Solar Project Water Treatment Building General structural notes	STRUCTURAL - 1	vendor	Approval	1
6007-PLN-ABA-12-57-S03	Mojave Solar Project Water Treatment Building Framing Plan	STRUCTURAL - 1	vendor	Approval	1
6007-PLN-ABA-12-57-S04	Mojave Solar Project Water Treatment Building Details	STRUCTURAL - 1	vendor	Approval	1
6007-PLN-ABA-12-57-A01	Mojave Solar Project Water Treatment Building Details	STRUCTURAL - 1	vendor	Approval	1
6007-PLN-ABA-12-57-A02	Mojave Solar Project Water Treatment Building Title Sheet	STRUCTURAL - 1	vendor	Approval	0
6007-PLN-ABA-12-57-A03	Mojave Solar Project Water treatment Building General Notes	STRUCTURAL - 1	vendor	Approval	0
6007-PLN-ABA-12-57-A20	Mojave Solar Project Water treatment Building Accessibility Notes and Details	STRUCTURAL - 1	vendor	Approval	0
6007-PLN-ABA-12-57-A21	Mojave Solar Project Water treatment Building Floor Plan	STRUCTURAL - 1	vendor	Approval	0
6007-PLN-ABA-12-57-A31	Mojave Solar Project Water treatment Building Enlarged Floor Plan	STRUCTURAL - 1	vendor	Approval	0
6007-PLN-ABA-12-57-A41	Mojave Solar Project Water treatment Building Roof Plan and Building Section	STRUCTURAL - 1	vendor	Approval	0
6007-PLN-ABA-12-57-A42	Mojave Solar Project Water treatment Building Wall and Ceiling Details	STRUCTURAL - 1	vendor	Approval	0
6007-PLN-ABA-12-57-A43	Mojave Solar Project Water treatment Building Fire Proofing Details	STRUCTURAL - 1	vendor	Approval	0
6007-PLN-GFG-00-50-C649	Alpha and Beta Sites Cover Sheet	STRUCTURAL - 1	vendor	Approval	4
6007-PLN-GFG-00-50-C650	General Notes, Legend and Abbreviations	STRUCTURAL - 1	vendor	Approval	3
6007-PLN-GFG-00-50-C651	Alpha/Beta Waste Water Disposal Systems Key Map, Notes and Details	STRUCTURAL - 1	vendor	Approval	3
6007-PLN-GFG-00-50-C652	Waste Water Disposal System Alpha Plot Plan	STRUCTURAL - 1	vendor	Approval	3
6007-PLN-GFG-00-50-C653	Waste Water Disposal System Beta Plot Plan	STRUCTURAL - 1	vendor	Approval	3
6007-PLN-GFG-00-50-C654	Waste Water Disposal System Alpha Force Main Profiles	STRUCTURAL - 1	vendor	Approval	1
6007-PLN-GFG-00-50-C655	Waste Water Disposal System Beta Force Main Profiles	STRUCTURAL - 1	vendor	Approval	1
Amend Tech Memo 2 Onsite - SIGNED	Amendament to the memo	STRUCTURAL - 1	vendor	Approval	NA
Att B E-One DH152 Cat Cut Dwgs	DH152/DR152 Specification	STRUCTURAL - 1	vendor	Approval	B
Att D Resp to Bur Veritas Comm	Revision Letter	STRUCTURAL - 1	vendor	Approval	NA
Tech Memo Septic Tanks Combined 3-1-12	Technical Memorandum for On-Site Domestic Waste Water Disposal System	STRUCTURAL - 1	vendor	Approval	NA
6007-PLN-AGE-00-52-3020	Mojave Solar Project. Alpha and Beta Plants. Typical Stair Landing Slab Cover Sheet	STRUCTURAL - 1	vendor	Approval	0
6007-PLN-AGE-00-52-3021	Mojave Solar Project. Alpha and Beta Plants. Typical Stair Landing Slab General Notes	STRUCTURAL - 1	vendor	Approval	0
6007-PLN-AGE-00-52-3022	Mojave Solar Project. Alpha and Beta Plants. Typical Stair Landing Slab Plan and Details	STRUCTURAL - 1	vendor	Approval	0
6007-CAL-AGE-53-52-4500	Calculation Report for Chemical Storage Foundation Alpha Plant	STRUCTURAL - 1	vendor	Approval	0
6007-CAL-AGE-53-52-8500	Calculation Report for Chemical Storage Foundation Beta Plant	STRUCTURAL - 1	vendor	Approval	0
6007-INF-AGE-57-60-2500	Stress Analysis Report - Solar Field - Alpha Plant - Loop Connections	STRUCTURAL - 1	vendor	Approval	2
6007-INF-AGE-57-60-6500	Stress Analysis Report - Solar Field - Beta Plant - Loop Connections	STRUCTURAL - 1	vendor	Approval	2
6007-PLN-AGE-00-52-3020_R00	Mojave Solar Project. Alpha and Beta Plants. Typical Stair Landing Slab Cover Sheet	STRUCTURAL - 1	vendor	Approval	0
6007-PLN-AGE-00-52-3021_R00	Mojave Solar Project. Alpha and Beta Plants. Typical Stair Landing Slab General Notes	STRUCTURAL - 1	vendor	Approval	0
6007-PLN-AGE-00-52-3022_R01	Mojave Solar Project. Alpha and Beta Plants. Typical Stair Landing Slab Plan and Details	STRUCTURAL - 1	vendor	Approval	1
6007-PLN-AGE-00-52-3023_R00	Mojave Solar Project. Alpha and Beta Plants. Typical Stair Landing Slab Layout Building 22	STRUCTURAL - 1	vendor	Approval	0
6007-PLN-AGE-00-52-3024_R00	Mojave Solar Project. Alpha and Beta Plants. Typical Stair Landing Slab Layout Building 26	STRUCTURAL - 1	vendor	Approval	0
6007-PLN-AGE-00-52-3025_R00	Mojave Solar Project. Alpha and Beta Plants. Typical Stair Landing Slab Layout Building 27	STRUCTURAL - 1	vendor	Approval	0
6007-PLN-AGE-53-52-4500	Mojave Solar Plant. Alpha Plant Chemical Storage Foundation Cover Sheet	STRUCTURAL - 1	vendor	Approval	1
6007-PLN-AGE-53-52-4501	Mojave Solar Plant. Alpha Plant Chemical Storage Foundation General Notes	STRUCTURAL - 1	vendor	Approval	0
6007-PLN-AGE-53-52-4502	Mojave Solar Plant. Alpha Plant Chemical Storage Foundation Plan and Details	STRUCTURAL - 1	vendor	Approval	2
6007-PLN-AGE-53-52-8500	Mojave Solar Plant. Beta Plant Chemical Storage Foundation Cover Sheet	STRUCTURAL - 1	vendor	Approval	1
6007-PLN-AGE-53-52-8501	Mojave Solar Plant. Beta Plant Chemical Storage Foundation General Notes	STRUCTURAL - 1	vendor	Approval	0
6007-PLN-AGE-53-52-8502	Mojave Solar Plant. Beta Plant Chemical Storage Foundation Plan and Details	STRUCTURAL - 1	vendor	Approval	2
6007-CAL-AGE-11-52-6225	CALCULATION REPOERT FOR SUPPORT FOUNDATION IN BETA EFFLUENT WATER LINE. BETA PLANT	STRUCTURAL - 1	vendor	Approval	0
6007-PLN-AGE-00-52-3002	MOJAVE SOLAR PROJECT FIELD ALPHA AND BETA. TYPICAL SUPPORT FOUNDATION I. PLANS AND DETAILS	STRUCTURAL - 1	vendor	Approval	4
6007-PLN-AGE-00-52-3003	MOJAVE SOLAR PROJECT FIELD ALPHA AND BETA. TYPICAL SUPPORT FOUNDATION II. PLANS AND DETAILS	STRUCTURAL - 1	vendor	Approval	0
6007-PLN-AGE-11-52-6225	MOJAVE SOLAR PROJECT BETA PIANT. EFFLUENT WATER LINE. HTF BRIDGE CROSSING. COVER SHEET	STRUCTURAL - 1	vendor	Approval	0
6007-PLN-AGE-11-52-6226	MOJAVE SOLAR PROJECT BETA PLANT. EFFLUENT WATER LINE. HTF BRIDGE CROSSING. GENERAL NOTES	STRUCTURAL - 1	vendor	Approval	0
6007-PLN-AGE-11-52-6227	MOJAVE SOLAR PROJECT BETA PLANT. EFFLUENT WATER LINE. HTF BRIDGE CROSSING. PLAN VIEW AND FOUNDATION DETAILS	STRUCTURAL - 1	vendor	Approval	0
Revision letter_STRUC 1-66.00	Revision Letter	STRUCTURAL - 1	vendor	Approval	NA
6007-CAL-AGE-58-52-2495	Calculation Report for Overflow Discharge Slab Alpha Plant	STRUCTURAL - 1	vendor	Approval	0
6007-CAL-AGE-58-52-6495	Calculation Report for Overflow Discharge Slab Beta Plant	STRUCTURAL - 1	vendor	Approval	0
6007-PLN-AGE-58-52-2495	Mojave Solar Project. Alpha Field Overflow Discharge Slab Cover Sheet	STRUCTURAL - 1	vendor	Approval	1
6007-PLN-AGE-58-52-2496	Mojave Solar Project. Alpha Plant Overflow Discharge Slab General Notes	STRUCTURAL - 1	vendor	Approval	0
6007-PLN-AGE-58-52-2497	Mojave Solar Project. Alpha Plant Overflow Discharge Slab Plan view and details	STRUCTURAL - 1	vendor	Approval	3
6007-PLN-AGE-58-52-6495	Mojave Solar Project. Beta Field Overflow Discharge Slab Cover Sheet	STRUCTURAL - 1	vendor	Approval	1
6007-PLN-AGE-58-52-6496	Mojave Solar Project. Beta Plant Overflow Discharge Slab General Notes	STRUCTURAL - 1	vendor	Approval	0
6007-PLN-AGE-58-52-6497	Mojave Solar Project. Beta Plant Overflow Discharge Slab Plan view and details	STRUCTURAL - 1	vendor	Approval	3
6007-PLN-AGE-00-52-3002	MOJAVE SOLAR PROJECT ALPHA AND BETA PLANTS. TYPICAL SUPPORT FOUNDATION I PLANS AND DETAILS	STRUCTURAL - 1	vendor	Approval	5
6007-PLN-AGE-00-52-3003	MOJAVE SOLAR PROJECT ALPHA AND BETA PLANTS. TYPICAL SUPPORT FOUNDATION I PLANS AND DETAILS II	STRUCTURAL - 1	vendor	Approval	1
6007-CAL-AGE-00-52-3000	CALCULATION REPORT FOR TYPICAL SUPPORT FOUNDATION. ALPHA AND BETA PLANTS	STRUCTURAL - 1	vendor	Approval	2
Revision letter_STRUC 1-66.00	REVISION LETTER	STRUCTURAL - 1	vendor	Approval	na
SSK-01	Anchor Bolt Detail	STRUCTURAL - 1	vendor	Approval	0
SSK-02	Weld Connection @ Ledger	STRUCTURAL - 1	vendor	Approval	0
SSK-03	Adjoining Frame Connection	STRUCTURAL - 1	vendor	Approval	0
6007-PLN-PGS-88-60-1001	COVER	STRUCTURAL - 1	vendor	Approval	1
6007-PLN-PGS-88-60-1017	STAIR #1 – STAIR, LANDING & GUARDRAIL DETAILS	STRUCTURAL - 1	vendor	Approval	1
6007-PLN-PGS-88-60-1018	STAIR #2 – STAIR, LANDING & GUARDRAIL DETAILS	STRUCTURAL - 1	vendor	Approval	1
6007-PLN-PGS-88-60-1019	STAIR #8 – STAIR, LANDING & GUARDRAIL DETAILS	STRUCTURAL - 1	vendor	Approval	1
6007-PLN-PGS-88-60-1014	STAIR #1, #2 & #8 – STAIR, LANDING & GUARDRAILERECTION DETAILS	STRUCTURAL - 1	vendor	Approval	1
6007-PLN-PGS-88-60-1015	STAIR #1 & #2 – STAIR, LANDING & GUARDRAILERECTION DETAILS	STRUCTURAL - 1	vendor	Approval	1
6007-PLN-PGS-88-60-1016	STAIR #8 – STAIR, LANDING & GUARDRAIL ERECTIONDETAILS	STRUCTURAL - 1	vendor	Approval	1

ABENER TEYMA MOJAVE

Compliance No.:	GEN-2				
Job :	Mojave Solar Project				
Date: 07/08/2014	Description: Structural Master Drawing List				
Sheet No.	Description	Applicable Condition of Certification	Vendor Supplied or EOR	Reason for Submittal	Revision
6007-PLN-PGS-88-60-5001	COVER	STRUCTURAL - 1	vendor	Approval	1
6007-PLN-PGS-88-60-5017	STAIR #1 – STAIR, LANDING & GUARDRAIL DETAILS	STRUCTURAL - 1	vendor	Approval	1
6007-PLN-PGS-88-60-5018	STAIR #2 – STAIR, LANDING & GUARDRAIL DETAILS	STRUCTURAL - 1	vendor	Approval	1
6007-PLN-PGS-88-60-5019	STAIR #8 – STAIR, LANDING & GUARDRAIL DETAILS	STRUCTURAL - 1	vendor	Approval	1
6007-PLN-PGS-88-60-5014	STAIR #1, #2 & #8 – STAIR, LANDING & GUARDRAILERECTION DETAILS	STRUCTURAL - 1	vendor	Approval	1
6007-PLN-PGS-88-60-5015	STAIR #1 & #2 – STAIR, LANDING & GUARDRAILERECTION DETAILS	STRUCTURAL - 1	vendor	Approval	1
6007-PLN-PGS-88-60-5016	STAIR #8 – STAIR, LANDING & GUARDRAIL ERECTIONDETAILS	STRUCTURAL - 1	vendor	Approval	1
6007-PLN-PGS-88-60-2001	COVER	STRUCTURAL - 1	vendor	Approval	1
6007-PLN-PGS-88-60-2017	STAIR #5 – STAIR, LANDING & GUARDRAIL DETAILS	STRUCTURAL - 1	vendor	Approval	1
6007-PLN-PGS-88-60-2018	STAIR #6 – STAIR, LANDING & GUARDRAIL DETAILS	STRUCTURAL - 1	vendor	Approval	1
6007-PLN-PGS-88-60-2019	STAIR #7 – STAIR, LANDING & GUARDRAIL DETAILS	STRUCTURAL - 1	vendor	Approval	1
6007-PLN-PGS-88-60-2014	STAIR #5, #6 & #7 – STAIR, LANDING & GUARDRAILERECTION DETAILS	STRUCTURAL - 1	vendor	Approval	1
6007-PLN-PGS-88-60-2015	STAIR #5 & #6 – STAIR, LANDING & GUARDRAILERECTION DETAILS	STRUCTURAL - 1	vendor	Approval	1
6007-PLN-PGS-88-60-2016	STAIR #7 – STAIR, LANDING & GUARDRAIL ERECTIONDETAILS	STRUCTURAL - 1	vendor	Approval	1
6007-PLN-PGS-88-60-6001	COVER	STRUCTURAL - 1	vendor	Approval	1
6007-PLN-PGS-88-60-6017	STAIR #5 – STAIR, LANDING & GUARDRAIL DETAILS	STRUCTURAL - 1	vendor	Approval	1
6007-PLN-PGS-88-60-6018	STAIR #6 – STAIR, LANDING & GUARDRAIL DETAILS	STRUCTURAL - 1	vendor	Approval	1
6007-PLN-PGS-88-60-6019	STAIR #7 – STAIR, LANDING & GUARDRAIL DETAILS	STRUCTURAL - 1	vendor	Approval	1
6007-PLN-GTH-28-33-0001	Electrical Grounding Detail	STRUCTURAL - 1	vendor	Approval	2
6007-PLN-GTH-28-33-2600	Mojave Solar Project. Alpha Plant Power Block North Electrical Bldg #26	STRUCTURAL - 1	vendor	Approval	0
6007-PLN-GTH-28-33-2601	Electrical Grounding Grounding Layout Alpha-Beta Site Building #26	STRUCTURAL - 1	vendor	Approval	2
6007-PLN-GTH-28-33-4600	Mojave Solar Project. Beta Plant Power Block North Electrical Bldg #26	STRUCTURAL - 1	vendor	Approval	0
Revision Memo	Revision Memo	STRUCTURAL - 1	vendor	Approval	NA
6007-PLN-GTH-28-33-0001	Electrical Grounding Detail	STRUCTURAL - 1	vendor	Approval	2
6007-PLN-GTH-28-33-2700	Mojave Solar Project. Alpha Plant Power Block Center Electrical Bldg 27	STRUCTURAL - 1	vendor	Approval	0
6007-PLN-GTH-28-33-2701	Electrical Grounding Grounding Layout Alpha-Beta Site Building #27	STRUCTURAL - 1	vendor	Approval	2
6007-PLN-GTH-28-33-4700	Mojave Solar Project. Beta Plant Power Block Center Electrical Bldg 27	STRUCTURAL - 1	vendor	Approval	0
Revision Memo	Revision Memo	STRUCTURAL - 1	vendor	Approval	NA
6007-PLN-GTH-28-33-0001	Electrical Grounding Detail	STRUCTURAL - 1	vendor	Approval	2
6007-PLN-GTH-28-33-2200	Mojave Solar Project. Alpha Plant Power Block South Electrical Bldg #22 Foundations	STRUCTURAL - 1	vendor	Approval	0
6007-PLN-GTH-28-33-2201	Electrical Grounding Grounding Layout Alpha-Beta Site Building #22	STRUCTURAL - 1	vendor	Approval	2
6007-PLN-GTH-28-33-4200	Mojave Solar Project. Beta Plant Power Block South Electrical Bldg #22 Foundations	STRUCTURAL - 1	vendor	Approval	0
Revision Memo	Revision Memo	STRUCTURAL - 1	vendor	Approval	NA
6007-CAL-ABA-12-57-CALC1	Structural Calculation	STRUCTURAL - 1	vendor	Approval	2
6007-PLN-ABA-12-57-S01	Mojave Solar Project Water Treatment Building General structural notes	STRUCTURAL - 1	vendor	Approval	2
6007-PLN-ABA-12-57-S02	Mojave Solar Project Water Treatment Building Framing Plan	STRUCTURAL - 1	vendor	Approval	2
6007-PLN-ABA-12-57-S03	Mojave Solar Project Water Treatment Building Details	STRUCTURAL - 1	vendor	Approval	2
6007-PLN-ABA-12-57-S04	Mojave Solar Project Water Treatment Building Details	STRUCTURAL - 1	vendor	Approval	2
6007-PLN-ABA-12-57-S05	Mojave Solar Project Water Treatment Building Details	STRUCTURAL - 1	vendor	Approval	2
6007-PLN-ABA-12-57-A01	Mojave Solar Project Water Treatment Building Title Sheet	STRUCTURAL - 1	vendor	Approval	4
6007-PLN-ABA-12-57-A02	Mojave Solar Project Water Treatment Building General Notes	STRUCTURAL - 1	vendor	Approval	4
6007-PLN-ABA-12-57-A03	Mojave Solar Project Water Treatment Building Accessibility Notes and Details	STRUCTURAL - 1	vendor	Approval	4
6007-PLN-ABA-12-57-A20	Mojave Solar Project Water Treatment Building Floor Plan	STRUCTURAL - 1	vendor	Approval	4
6007-PLN-ABA-12-57-A21	Mojave Solar Project Water Treatment Building Enlarged Floor Plan	STRUCTURAL - 1	vendor	Approval	4
6007-PLN-ABA-12-57-A31	Mojave Solar Project Water Treatment Building Roof Plan and Building Section	STRUCTURAL - 1	vendor	Approval	4
6007-PLN-ABA-12-57-A32	Mojave Solar Project Water Treatment Building Wall Section and Elevation	STRUCTURAL - 1	vendor	Approval	4
6007-PLN-ABA-12-57-A41	Mojave Solar Project Water Treatment Building Wall and Ceiling Details	STRUCTURAL - 1	vendor	Approval	4
6007-PLN-ABA-12-57-A42	Mojave Solar Project Water Treatment Building Fire Proofing Details	STRUCTURAL - 1	vendor	Approval	4
6007-PLN-ABA-12-57-A43	Mojave Solar Project Water Treatment Building Stair Details	STRUCTURAL - 1	vendor	Approval	4
6007-PLN-ABA-12-57-A44	Mojave Solar Project Water Treatment Building Stair and Raised Floor Details	STRUCTURAL - 1	vendor	Approval	4
6007-PLN-LEF-12-03-0181	WT Plant Layout MCC Room	STRUCTURAL - 1	vendor	Approval	15
41703	Water Treatment Building General Structural Notes	STRUCTURAL - 1	vendor	Approval	5
6007-PLN-ABA-12-57-S02	Water Treatment Building Framing Plan	STRUCTURAL - 1	vendor	Approval	5
6007-PLN-ABA-12-57-S03	Water Treatment Building Details	STRUCTURAL - 1	vendor	Approval	5
6007-PLN-ABA-12-57-S04	Water Treatment Building Details	STRUCTURAL - 1	vendor	Approval	5
6007-PLN-ABA-12-57-S05	Water Treatment Building Details	STRUCTURAL - 1	vendor	Approval	5
6007-PLN-ABA-12-57-S06	Water Treatment Building Details	STRUCTURAL - 1	vendor	Approval	5
41703	Water Treatment Building General Structural Notes	STRUCTURAL - 1	vendor	Approval	5
6007-PLN-ABA-12-57-S02	Water Treatment Building Framing Plan	STRUCTURAL - 1	vendor	Approval	5
6007-PLN-ABA-12-57-S03	Water Treatment Building Details	STRUCTURAL - 1	vendor	Approval	5
6007-PLN-ABA-12-57-S04	Water Treatment Building Details	STRUCTURAL - 1	vendor	Approval	5
6007-PLN-ABA-12-57-S05	Water Treatment Building Details	STRUCTURAL - 1	vendor	Approval	5
6007-PLN-ABA-12-57-S06	Water Treatment Building Details	STRUCTURAL - 1	vendor	Approval	5
13-352-01h 1	Mojave Solar Plant A&B Water Treatment Building MCC Room Raised Floor Underfloor Support Structural Plans	STRUCTURAL - 1	vendor	Approval	H
13-352-01h 2	MCC Room Raised Floor Underfloor Supports Structural Plans	STRUCTURAL - 1	vendor	Approval	H
13-352-01h 3	MCC Room Raised Floor Underfloor Supports Structural Plans	STRUCTURAL - 1	vendor	Approval	H
13-352-01h 4	MCC Room Raised Floor Underfloor Supports Structural Plans	STRUCTURAL - 1	vendor	Approval	H
13-352-01h 5	MCC Room Raised Floor Underfloor Supports Structural Plans	STRUCTURAL - 1	vendor	Approval	H
13-352-01h 6	MCC Room Raised Floor Underfloor Supports Structural Plans	STRUCTURAL - 1	vendor	Approval	H
13-352-01h 7	MCC Room Raised Floor Underfloor Supports Structural Plans	STRUCTURAL - 1	vendor	Approval	H
13-352-SD01-R1_1	Supplemental Drawing Underfloor Support	STRUCTURAL - 1	vendor	Approval	G
13-352-SD01-R1_2	Supplemental Drawing Underfloor Support	STRUCTURAL - 1	vendor	Approval	G
Hilti Mojave Floor Supports Response05_01_14 BV	Supplemental Structural Calculations for Mojave Solar Plant Raised Floor Supports	STRUCTURAL - 1	vendor	Approval	NA
Structural Calculations	Mojave Solar Plant Underfloor Supports	STRUCTURAL - 1	vendor	Approval	NA
Comment Response Letter	Mojave Solar Plant Underfloor Supports	STRUCTURAL - 1	vendor	Approval	NA
6007-CAL-AGE-00-52-3100	Calculation Report for Miscellaneous Stair Foundation Alpha Plant	STRUCTURAL - 1	vendor	Approval	1
6007-CAL-AGE-00-52-7100	Calculation Report for Miscellaneous Stair Foundation Beta Plant	STRUCTURAL - 1	vendor	Approval	1
6007-PLN-AGE-00-52-3100	Mojave Solar Project. Field Alpha Miscellaneous Stairs Foundation Cover Sheet	STRUCTURAL - 1	vendor	Approval	1
6007-PLN-AGE-00-52-3101	Mojave Solar Project. Field Alpha Miscellaneous Stairs Foundation General Notes	STRUCTURAL - 1	vendor	Approval	0
6007-PLN-AGE-00-52-3102	Mojave Solar Project. Field Alpha Miscellaneous Stairs Foundation Section and Details	STRUCTURAL - 1	vendor	Approval	1
6007-PLN-AGE-00-52-7100	Mojave Solar Project. Field Beta Miscellaneous Stairs Foundation Cover Sheet	STRUCTURAL - 1	vendor	Approval	1
6007-PLN-AGE-00-52-7101	Mojave Solar Project. Field Beta Miscellaneous Stairs Foundation General Notes	STRUCTURAL - 1	vendor	Approval	0
6007-PLN-AGE-00-52-7102	Mojave Solar Project. Field Beta Miscellaneous Stairs Foundation Section and Details	STRUCTURAL - 1	vendor	Approval	1
Hilti Mojave Addendum No 2 Anchor Fix 051914 -B	Raised Floor Support Framing	STRUCTURAL - 1	vendor	Approval	NA
Hilti Mojave Addendum No 2 Anchor Fix 051914 -s	Supplemental Drawing Underfloor Support	STRUCTURAL - 1	vendor	Approval	G

ABENER TEYMA MOJAVE

Compliance No.:	GEN-2				
Job :	Mojave Solar Project				
Date: 07/08/2014	Description: Structural Master Drawing List				
Sheet No.	Description	Applicable Condition of Certification	Vendor Supplied or EOR	Reason for Submittal	Revision
Hilti Mojave Addendum No 2 Anchor Fix 051914 -s	Supplemental Drawing Underfloor Support	STRUCTURAL - 1	vendor	Approval	G
RESPONSE LETTER	RESPONSE LETTER	STRUCTURAL - 1	vendor	Approval	NA
Alpha Fire Pump Bldg-A1	Floor Plan & Schedules	STRUCTURAL - 1	vendor	Approval	NA
Alpha Fire Pump Bldg-A2	Reflected Ceiling Plan & Schedules	STRUCTURAL - 1	vendor	Approval	NA
Alpha Fire Pump Bldg-A3	Exterior Elevations	STRUCTURAL - 1	vendor	Approval	NA
Alpha Fire Pump Bldg-CP	Cover Page	STRUCTURAL - 1	vendor	Approval	NA
Alpha Fire Pump Bldg-E1	Electrical Plant & Schedules	STRUCTURAL - 1	vendor	Approval	NA
Alpha Fire Pump Bldg-M1	Mechanical Plan & Schedules	STRUCTURAL - 1	vendor	Approval	NA
Alpha Fire Pump Bldg-S1	Building Section Detail	STRUCTURAL - 1	vendor	Approval	NA
Alpha Fire Pump Bldg-S2	Framing Elevation	STRUCTURAL - 1	vendor	Approval	NA
Alpha Fire Pump Bldg-S3	Building floor plan	STRUCTURAL - 1	vendor	Approval	NA
Alpha Fire Pump Bldg-S4	Roof Framing Plan	STRUCTURAL - 1	vendor	Approval	NA
Beta Fire Pump Bldg-A1	Floor Plan & Schedules	STRUCTURAL - 1	vendor	Approval	NA
Beta Fire Pump Bldg-A2	Reflected Ceiling Plan & Schedules	STRUCTURAL - 1	vendor	Approval	NA
Beta Fire Pump Bldg-A3	Exterior Elevations	STRUCTURAL - 1	vendor	Approval	NA
Beta Fire Pump Bldg-CP	Cover Page	STRUCTURAL - 1	vendor	Approval	NA
Beta Fire Pump Bldg-E1	Electrical Plant & Schedules	STRUCTURAL - 1	vendor	Approval	NA
Beta Fire Pump Bldg-M1	Mechanical Plan & Schedules	STRUCTURAL - 1	vendor	Approval	NA
Beta- Fire Pump BldgS1	Building Section Detail	STRUCTURAL - 1	vendor	Approval	NA
Beta Fire Pump Bldg-S2	Framing Elevation	STRUCTURAL - 1	vendor	Approval	NA
Beta Fire Pump Bldg-S3	Building floor plan	STRUCTURAL - 1	vendor	Approval	NA
Beta Fire Pump Bldg-S4	Roof Framing Plan	STRUCTURAL - 1	vendor	Approval	NA
Alpha Shed #1-A1	Floor Plan & Schedules	STRUCTURAL - 1	vendor	Approval	NA
Alpha Shed #1-A2	Reflected Ceiling Plan & Schedules	STRUCTURAL - 1	vendor	Approval	NA
Alpha Shed #1-A3	Exterior Elevations	STRUCTURAL - 1	vendor	Approval	NA
Alpha Shed #1-CP	Cover Page	STRUCTURAL - 1	vendor	Approval	NA
Alpha Shed #1-E1	Electrical Plant & Schedules	STRUCTURAL - 1	vendor	Approval	NA
Alpha Shed #1-M1	Mechanical Plan & Schedules	STRUCTURAL - 1	vendor	Approval	NA
Alpha Shed #1-S1	Building Section Detail	STRUCTURAL - 1	vendor	Approval	NA
Alpha Shed #1-S2	Framing Elevation	STRUCTURAL - 1	vendor	Approval	NA
Alpha Shed #1-S3	Building floor plan	STRUCTURAL - 1	vendor	Approval	NA
Alpha Shed #1-S4	Roof Framing Plan	STRUCTURAL - 1	vendor	Approval	NA
Beta Shed #1-A1	Floor Plan & Schedules	STRUCTURAL - 1	vendor	Approval	NA
Beta Shed #1-A2	Reflected Ceiling Plan & Schedules	STRUCTURAL - 1	vendor	Approval	NA
Beta Shed #1-A3	Exterior Elevations	STRUCTURAL - 1	vendor	Approval	NA
Beta Shed #1-CP	Cover Page	STRUCTURAL - 1	vendor	Approval	NA
Beta Shed #1-E1	Electrical Plant & Schedules	STRUCTURAL - 1	vendor	Approval	NA
Beta Shed #1-M1	Mechanical Plan & Schedules	STRUCTURAL - 1	vendor	Approval	NA
Beta Shed #1-S1	Building Section Detail	STRUCTURAL - 1	vendor	Approval	NA
Beta Shed #1-S2	Framing Elevation	STRUCTURAL - 1	vendor	Approval	NA
Beta Shed #1-S3	Building floor plan	STRUCTURAL - 1	vendor	Approval	NA
Beta Shed #1-S4	Roof Framing Plan	STRUCTURAL - 1	vendor	Approval	NA
Alpha Shed #2-A1	Floor Plan & Schedules	STRUCTURAL - 1	vendor	Approval	NA
Alpha Shed #2-A2	Reflected Ceiling Plan & Schedules	STRUCTURAL - 1	vendor	Approval	NA
Alpha Shed #2-A3	Exterior Elevations	STRUCTURAL - 1	vendor	Approval	NA
Alpha Shed #2-CP	Cover Page	STRUCTURAL - 1	vendor	Approval	NA
Alpha Shed #2-E1	Electrical Plant & Schedules	STRUCTURAL - 1	vendor	Approval	NA
Alpha Shed #2-M1	Mechanical Plan & Schedules	STRUCTURAL - 1	vendor	Approval	NA
Alpha Shed #2-S1	Building Section Detail	STRUCTURAL - 1	vendor	Approval	NA
Alpha Shed #2-S2	Framing Elevation	STRUCTURAL - 1	vendor	Approval	NA
Alpha Shed #2-S3	Building floor plan	STRUCTURAL - 1	vendor	Approval	NA
Alpha Shed #2-S4	Roof Framing Plan	STRUCTURAL - 1	vendor	Approval	NA
Beta Shed #2-A1	Floor Plan & Schedules	STRUCTURAL - 1	vendor	Approval	NA
Beta Shed #2-A2	Reflected Ceiling Plan & Schedules	STRUCTURAL - 1	vendor	Approval	NA
Beta Shed #2-A3	Exterior Elevations	STRUCTURAL - 1	vendor	Approval	NA
Beta Shed #2-CP	Cover Page	STRUCTURAL - 1	vendor	Approval	NA
Beta Shed #2-E1	Electrical Plant & Schedules	STRUCTURAL - 1	vendor	Approval	NA
Beta Shed #2-M1	Mechanical Plan & Schedules	STRUCTURAL - 1	vendor	Approval	NA
Beta Shed #2-S1	Building Section Detail	STRUCTURAL - 1	vendor	Approval	NA
Beta Shed #2-S2	Framing Elevation	STRUCTURAL - 1	vendor	Approval	NA
Beta Shed #2-S3	Building floor plan	STRUCTURAL - 1	vendor	Approval	NA
Beta Shed #2-S4	Roof Framing Plan	STRUCTURAL - 1	vendor	Approval	NA
A&B Shed #3-A1	Floor Plan & Schedules	STRUCTURAL - 1	vendor	Approval	NA
A&B Shed #3-A2	Reflected Ceiling Plan & Schedules	STRUCTURAL - 1	vendor	Approval	NA
A&B Shed #3-A3	Exterior Elevations	STRUCTURAL - 1	vendor	Approval	NA
A&B Shed #3-CP	Cover Page	STRUCTURAL - 1	vendor	Approval	NA
A&B Shed #3-E1	Electrical Plant & Schedules	STRUCTURAL - 1	vendor	Approval	NA
A&B Shed #3-M1	Mechanical Plan & Schedules	STRUCTURAL - 1	vendor	Approval	NA
A&B Shed #3-S1	Building Section Detail	STRUCTURAL - 1	vendor	Approval	NA
A&B Shed #3-S2	Framing Elevation	STRUCTURAL - 1	vendor	Approval	NA
A&B Shed #3-S3	Building floor plan	STRUCTURAL - 1	vendor	Approval	NA
A&B Shed #3-S4	Roof Framing Plan	STRUCTURAL - 1	vendor	Approval	NA
6007-PLN-LEF-12-62-0372	7	STRUCTURAL - 1	vendor	Approval	7
6007-PLN-LEF-12-67-0011	5	STRUCTURAL - 1	vendor	Approval	5
6007-PLN-LEF-12-67-0012	6	STRUCTURAL - 1	vendor	Approval	6
6007-PLN-LEF-12-67-0013	7	STRUCTURAL - 1	vendor	Approval	7
6007-PLN-LEF-12-67-0016	5	STRUCTURAL - 1	vendor	Approval	5
6007-PLN-LEF-12-67-0017	9	STRUCTURAL - 1	vendor	Approval	9
6007-PLN-LEF-12-67-0018	5	STRUCTURAL - 1	vendor	Approval	5
6007-PLN-LEF-12-67-0024	4	STRUCTURAL - 1	vendor	Approval	4
6007-PLN-LEF-12-67-0032	3	STRUCTURAL - 1	vendor	Approval	3
6007-PLN-LEF-12-67-0033	3	STRUCTURAL - 1	vendor	Approval	3
6007-PLN-LEF-12-67-0034	3	STRUCTURAL - 1	vendor	Approval	3
6007-PLN-LEF-12-67-0035	3	STRUCTURAL - 1	vendor	Approval	3
SWAT2-06-01	NA	STRUCTURAL - 1	vendor	Approval	NA

PLANS

Segmentation Selection

Project: Abengoa Mojave Solar Project

Submittal Title: ELEC-1-42.11-A&B Temporary power for water treatment plant LCC cabinet-PCF

Edit | Add | Copy

General Information

Submittal Title	ELEC-1-42.11-A&B Temporary power for water treatment plant LCC cabinet-PCF
Submittal Description	CBO Approved
Transmittal Number	
Client Submittal Date	06/09/2014
Due Date	
Due Date Comments	
Client Date	
Expedite	Yes
Expedite Instructions	
Letter of Transmittal	ELEC-1-42.11-A&B Temporary power for water treatment plant LCC cabinet-PC1.pdf
	ELEC-1-42.11-A&B Temporary power for water treatment plant LCC cabinet-PC2.pdf

Plan Checks - Pending

pcp Date	pcp Documents	pcp Comments

Plan Checks - Reviewed

pcr Date	pcr Documents	pcr Comments

CBO Approved

cboa Documents	cboa Date	cboa Comments
	06/23/2014	CBO Approved PC2

PLANS

Segmentation Selection

Project: Abengoa Mojave Solar Project

Submittal Title: STRUC-1-11.00-Control and Administration Building–PCF

Edit Add Copy

General Information

Submittal Title	STRUC-1-11.00-Control and Administration Building–PCF
Submittal Description	CBO Approved
Transmittal Number	
Client Submittal Date	03/21/2013
Due Date	
Due Date Comments	
Client Date	
Expedite	Yes
Expedite Instructions	
Letter of Transmittal	2013.03.21 STRUCT-1-11.00-Control and Administration Building–PC1–TMT.pdf
	BV_RESPONSE_LETTER_Control_and_Administration_Building-PC2.pdf
	STRUC-1-11.00-Control_and_Administration_Building PC4_TMT.pdf
	STRUCT-1-11.00-Control_and_Administration_Building PC3_TMT.pdf
	STRUCT-1-11.00-Control_and_Administration_Building PC5.pdf
	STRUCT-1-11.00-Control_and_Administration_Building - PC6.pdf
	STRUCT_1_11.00_Control_and_Administration_Building_PC7.pdf
	STRUCT-1-11.00-Control_and_Administration_Building PC8.pdf

Plan Checks - Pending

pcp Date	pcp Documents	pcp Comments

Plan Checks - Reviewed

pcr Date	pcr Documents	pcr Comments

CBO Approved

cboa Documents	cboa Date	cboa Comments
	06/18/2014	CBO Approved PC8

PLANS

Segmentation Selection

Project: Abengoa Mojave Solar Project

Submittal Title: ELEC-1-53.00-A&B HV and MV Protection Single Line Diagram-PCF

Edit | Add | Copy

General Information

Submittal Title	ELEC-1-53.00-A&B HV and MV Protection Single Line Diagram-PCF
Submittal Description	CBO Approved
Transmittal Number	
Client Submittal Date	06/11/2014
Due Date	
Due Date Comments	
Client Date	
Expedite	Yes
Expedite Instructions	
Letter of Transmittal	ELEC-1-53.00-A&B HV and MV Protection Single Line Diagram-PC1.pdf

Plan Checks - Pending

pcp Date	pcp Documents	pcp Comments

Plan Checks - Reviewed

pcr Date	pcr Documents	pcr Comments

CBO Approved

cboa Documents	cboa Date	cboa Comments
	06/18/2014	CBO Approved PC1

PLANS

Segmentation Selection

Project: Abengoa Mojave Solar Project

Submittal Title: ELEC-1-23.00X1-Solar Field Corner and Building Grounding Installation-PCF

Edit | Add | Copy

General Information

Submittal Title	ELEC-1-23.00X1-Solar Field Corner and Building Grounding Installation-PCF
Submittal Description	CBO Approved
Transmittal Number	
Client Submittal Date	03/20/2014
Due Date	
Due Date Comments	
Client Date	
Expedite	Yes
Expedite Instructions	
Letter of Transmittal	ELEC-1-23.00X1-Solar_Field_Corner_and_Building_Grounding_Installation-PC1.pdf ELEC-1-23.00X1-Solar_Field_Corner_and_Building_Grounding_Installation-PC2.pdf ELEC-1-23.00X1-Solar_Field_Corner_and_Building_Grounding_Installation-PC3.pdf

Plan Checks - Pending

pcp Date	pcp Documents	pcp Comments

Plan Checks - Reviewed

pcr Date	pcr Documents	pcr Comments

CBO Approved

cboa Documents	cboa Date	cboa Comments
	06/10/2014	CBO Approved PC3

PLANS

Segmentation Selection

Project: Abengoa Mojave Solar Project

Submittal Title: ELEC-1-42.10-A&B Temporary Power for DC System_DCC-36203_DCC-36204–PCF

Edit | Add | Copy

General Information

Submittal Title	ELEC-1-42.10-A&B Temporary Power for DC System_DCC-36203_DCC-36204–PCF
Submittal Description	CBO Approved
Transmittal Number	
Client Submittal Date	05/23/2014
Due Date	
Due Date Comments	
Client Date	
Expedite	Yes
Expedite Instructions	
Letter of Transmittal	ELEC-1-42.10-A&B TEMPORARY POWER FOR DC SYSTEM_DCC-36203_DCC-36204–PC1.pdf
	ELEC-1-42.10-A&B_TEMPORARY_POWER_FOR_DC_SYSTEM_DCC-36203_DCC-36204 PC2.pdf

Plan Checks - Pending

pcp Date	pcp Documents	pcp Comments

Plan Checks - Reviewed

pcr Date	pcr Documents	pcr Comments

CBO Approved

cboa Documents	cboa Date	cboa Comments
	06/06/2014	CBO Approved PC2

PLANS

Segmentation Selection

Project: Abengoa Mojave Solar Project

Submittal Title: ELEC-1-46.02-A&B Electrical Plans for the Water Treatment Multi Media Filters–PCF

Edit | Add | Copy

General Information

Submittal Title	ELEC-1-46.02-A&B Electrical Plans for the Water Treatment Multi Media Filters–PCF
Submittal Description	CBO Approved
Transmittal Number	
Client Submittal Date	04/07/2014
Due Date	
Due Date Comments	
Client Date	
Expedite	Yes
Expedite Instructions	
Letter of Transmittal	ELEC-1-46.02-A&B Electrical Plans for the Water Treatment Multi Media Filters–PC1.pdf
	ELEC-1-46.02-A&B_Electrical_Plans_for_the_Water_Treatment_Multi_Media_Filters_PC2.pdf
	ELEC-1-46.02-A&B_Electrical_Plans_for_the_Water_Treatment_Multi_Media_Filters_PC3.pdf
	ELEC-1-46.02-A&B_Electrical_Plans_for_the_Water_Treatment_Multi_Media_Filters_PC4.pdf

Plan Checks - Pending

pcp Date	pcp Documents	pcp Comments

Plan Checks - Reviewed

pcr Date	pcr Documents	pcr Comments

CBO Approved

cboa Documents	cboa Date	cboa Comments
	06/04/2014	CBO Approved PC4

PLANS

Segmentation Selection

Project: Abengoa Mojave Solar Project

Submittal Title: ELEC-1-46.01-A&B Electrical Plans and Calculations for the Water Treatment Building #11 Group 2–PCF

Edit | Add | Copy

General Information

Submittal Title	ELEC-1-46.01-A&B Electrical Plans and Calculations for the Water Treatment Building #11 Group 2–PCF
Submittal Description	CBO Approved
Transmittal Number	
Client Submittal Date	04/04/2014
Due Date	
Due Date Comments	
Client Date	
Expedite	Yes
Expedite Instructions	
Letter of Transmittal	ELEC-1-46.01-A&B Electrical Plans and Calculations for the Water Treatment Building #11PC1.pdf
	ELEC-1-46.01-A&B_Electrical_Plans_and_Calculations_for_the_Water_Treatment_Building__11PC2.pdf
	ELEC-1-46.01-A&B_Electrical_Plans_and_Calculations_for_the_Water_Treatment_Building__11-PC3.pdf
	ELEC-1-46.01-A&B_Electrical_Plans_and_Calculations_for_the_Water_Treatment_Building__11PC4.pdf

Plan Checks - Pending

pcp Date	pcp Documents	pcp Comments

Plan Checks - Reviewed

pcr Date	pcr Documents	pcr Comments

CBO Approved

cboa Documents	cboa Date	cboa Comments
	06/04/2014	CBO Approved PC4

Appendix G
Compliance Projection

Mojave Solar Project
Monthly Compliance Report
San Bernardino County, California

June 2014 Reporting Period

ABENER TEYMA MOJAVE

Compliance Conditions Sixty Day Look-Ahead Report

July 8, 2014

The following Compliance Conditions packages are scheduled to be submitted in the next sixty days:

SOIL&WATER-2:	Discharge Maintenance Plan for the MSP Evaporation Ponds (Rev)
SOIL&WATER-6:	Groundwater Monitoring and Reporting Plan.
MECH-2:	Engineer's certification and reports for all pressure Vessels installed in the plant.
MECH-3:	HVAC and refrigeration calculations, plans, specifications, and certifications.
VIS-1:	Notification for inspection and photographic proof.
TSE-7:	CAL ISO notification.
TSLN-3	Pre and post energization measurements filing.
AQ-64	Change out Plan for the carbon adsorption system which ensures that the system. (Rev)
AQ-72	Compliance Test Protocol.

Appendix H
Compliance Matrix

Mojave Solar Project
Monthly Compliance Report
San Bernardino County, California

June 2014 Reporting Period

ABENGOA SOLAR	Document	COMPLIANCE MATRIX		Document No:		4A6007-009008	Abbreviation key: H B=Holmes Bassette; S P=Steven Pochmara; M S=Matt Stucky								
	Project	MOJAVE SOLAR PROJECT		Approved			B W=Bob Wilson; M A=Mike Alhalabi; M K=Moe Kamri; P G=Patricia Garcia;								
	Location	Harper Lake, California		Reviewed			A T=Arpan Taylor; L B=Leonardo Bruno , L L=Luis Leal, BG=Bill Grisolia								
				By	BG/VL										
				Rev./Date	6/13/2014										
Sort code key:	Pre-Cons	Construction	Construction & Operations	Commissioning	Operations	Approved	15,30,60,90 Day Lead Time		No Longer Req	Change Highlight					

Cond. #	Sort Code	Description	Verification/Action/Submittal Required by Project Owner	Timeframe	Involved Agencies	Lead Respons. Party	Responsible Discipline	Lead Engineer/ Manager	Required Approval Date Drws/Docs	Actual Submittal Date Drws/Docs	Actual Approval Date Drws/Docs	(Submittal due to Change)	Approved As-Builts	Approved Inspection	COO	Cond. #
COMPLIANCE-1	PC, CONS, COMM, OPS	Grant Site Access to CEC	The CPM, responsible Energy Commission staff, and delegated agencies or consultants shall be guaranteed and granted unrestricted access to the power plant site, related facilities, project-related staff, and the records maintained onsite, for the purpose of conducting audits, surveys, inspections, or general site visits. Although the CPM will normally schedule site visits on dates and times agreeable to the project owner, the CPM reserves the right to make unannounced visits at any time.	As required	CEC	A/T+AS	Permitting	H B/S P	As Req	As Req	As Req		-	-	-	COMPLIANCE-1
COMPLIANCE-2	PC, CONS, COMM, OPS	Provide Copies on-site of all Drawings and Documents	Maintain project files on-site or at an alternative site approved by the CPM for the life of the project, unless a lesser period of time is specified by the Conditions. The files shall contain copies of all "as-built" drawings, documents submitted as verification for Conditions, and other project-related documents. Energy Commission staff and delegate agencies shall, upon request, be given unrestricted access to the files maintained pursuant to this Condition.	As required	CEC	A/T+AS	Permitting	H B/S P	As Req	As Req	As Req		-	-	-	COMPLIANCE-2
COMPLIANCE-3	PC, CONS, COMM, OPS	Provide Cover Letter and Transmittal of all Coorespondance to CEC	A cover letter required for all compliance submittals and correspondence pertaining to compliance matters. The cover letter subject line shall identify the project by AFC number, the appropriate Condition(s) of Certification by Condition number(s), and a brief description of the subject of the submittal. Also identify those submittals not required by a Condition of Certification with a statement such as: "This submittal is for information only and is not required by a specific Condition of Certification."	As required	CEC	A/T+AS	Permitting	H B/S P	As Req	As Req	As Req		-	-	-	COMPLIANCE-3
COMPLIANCE-3	PC, CONS, COMM, OPS	Provide Cover Letter and Transmittal of all Resubmittals to CEC	When submitting supplementary or corrected information, reference the date of the previous submittal and CEC submittal number. The project owner is responsible for the delivery and content of all verification submittals to the CPM, whether such Condition was satisfied by work performed by the project owner or an agent of the project owner.	As required	CEC	A/T+AS	Permitting	H B/S P	As Req	As Req	As Req		-	-	-	COMPLIANCE-3
COMPLIANCE-3	PC, CONS, COMM, OPS	Provide CEC Hard Copies of any Documents as Requested	Hard copy submittals shall be accompanied by a searchable electronic copy, on a CD or by e-mail, as agreed upon by the CPM.	As required	CEC	A/T+AS	Permitting	H B/S P	As Req	As Req	As Req		-	-	-	COMPLIANCE-3
COMPLIANCE-3	PC, CONS, COMM, OPS	Provide to CEC Request for Staff Action	If the project owner desires Energy Commission staff action by a specific date, that request shall be made in the submittal cover letter and shall include a detailed explanation of the effects on the project if that date is not met.	As required	CEC	A/T+AS	Permitting	H B/S P	As Req	As Req	As Req		-	-	-	COMPLIANCE-3
COMPLIANCE-4	PC	Provide to CEC a Copy of Compliance Matrix	Prior to commencing construction, a compliance matrix addressing only conditions that must be fulfilled before the start of construction shall be submitted to the CPM. This matrix will be included in the first compliance submittal or prior to the first pre-construction meeting, whichever comes first. It will be submitted in the same format as the compliance matrix.	Prior to construction	CEC	A/T+AS	Permitting	H B/S P	As Req	COMP 4-01-02 submitted to CEC 9-15-2010	COMP 4-01-02 Approved by CEC 09/17/2010		-	-	-	COMPLIANCE-4
COMPLIANCE-4	PC, CONS, COMM, OPS	Provide to CEC a Copy of the MCR During Construction and the ACR During Operations	There are two different compliance reports that must be submitted to assist the CPM in tracking activities and monitoring compliance with the terms and conditions of the Energy Commission Decision. During construction, submit Monthly Compliance Reports. During operation, an Annual Compliance Report (ACR) must be submitted. These reports, and the requirement for an accompanying compliance matrix, are described below. The majority of the Conditions of Certification require that compliance submittals be submitted to the CPM in the monthly or annual compliance reports.	MCR/ACR	CEC	A/T+AS	Permitting	H B/S P	As Req	Monthly			-	-	-	COMPLIANCE-4
COMPLIANCE-5	PC, CONS, COMM, OPS	Submit Compliance Matrix to CEC	A compliance matrix shall be submitted to the CPM along with each monthly and annual compliance report.	MCR/ACR	CEC	AS	Permitting	H B	Monthly	Monthly	Monthly		-	-	-	COMPLIANCE-5
COMPLIANCE-6	PC, CONS, COMM, OPS	Submit MCR Within 10 Working Days after End of Each Month	The first MCR is due one month following the Energy Commission business meeting date upon which the project was approved, unless otherwise agreed to by the CPM. The first MCR shall include the AFC number and an initial list of dates for each of the events identified on the Key Events List found at the end of this section of the Decision. During pre-construction and construction of the project, submit an original and an electronic searchable version of the MCR within 10 working days after the end of each reporting month. MCR shall be clearly identified for the month being reported.	10 working days after end of each month	CEC	A/T+AS	Permitting	H B/S P	Monthly	Monthly	Monthly		-	-	-	COMPLIANCE-6
COMPLIANCE-7	COMM, OPS	ACR	ACR: After construction is complete, the project owner shall submit Annual Compliance Reports instead of Monthly Compliance Reports. The reports are each year of commercial operation and are due to the CPM each year at a date agreed to by the CPM. Annual Compliance Reports shall be submitted over the life of the project unless otherwise specified by the CPM.	Post COD - annually	CEC	AS	Permitting	ASI Staff	Post COD - annually	As Req	As Req		-	-	-	COMPLIANCE-7
COMPLIANCE-8	PC, CONS, COMM, OPS	Submit Confidential Information to CEC per Title 20 Confidentiality Regulations	Confidential Information: Any information that the project owner deems confidential shall be submitted to the Energy Commission's Executive Director with an application for confidentiality pursuant to Title 20, California Code of Regulations, section 2505(a). Any information that is determined to be confidential shall be kept confidential as provided for in Title 20, California Code of Regulations, section 2501 et. seq.	As required	CEC	A/T + AS	Permitting	ASI Staff	As Req	As Req	As Req		-	-	-	COMPLIANCE-8
COMPLIANCE-9	PC, CONS, COMM, OPS	ASI to Pay Annual Energy Compliance Fee	Annual Energy Facility Compliance Fee: Pursuant to the provisions of section 25806(b) of the Public Resources Code, the project owner is required to pay an annual compliance fee, which is adjusted annually.	Day of Comm. Dec., Annually thereafter by July 1	CEC	AS	ASI	ASI Staff	As Req	07/01/2013, Invoice #2161	As Req		-	-	-	COMPLIANCE-9
COMPLIANCE-10	PC	ASI to Notify All Residents Within 1 Mile of Project of Contact Information to Make Complaints or Address Concerns	Reporting of Complaints, Notices, and Citations: Prior to the start of construction, the project owner must send a letter to property owners living within one mile of the project notifying them of a telephone number to contact project representatives with questions, complaints or concerns. If the telephone is not staffed 24 hours per day, it shall include automatic answering with date and time stamp recording. The telephone number shall be posted at the project site and made easily visible to passersby during construction and operation. The telephone number shall be provided to the CPM who will post it on the Energy Commission's web page at: http://www.energy.ca.gov/sitingcases/power_plants_contacts.html Any changes to the telephone number shall be submitted immediately to the CPM, who will update the web page.	Prior to construction	CEC	A/T + AS	Permitting	H B/S P	7/30/2011	6/30/2011	7/30/2011		-	-	-	COMPLIANCE-10
COMPLIANCE-10	PC, CONS, COMM, OPS	Address All Complaints Within 24 Hours	All recorded complaints shall be responded to within 24 hours.	within 24 hours of receipt	CEC	AS	ASI	ASI Staff	As Req	As Req	As Req		-	-	-	COMPLIANCE-10
COMPLIANCE-10	PC, CONS, COMM, OPS	Submit Any New Telephone Number to CEC Immediately	Any changes to the telephone number shall be submitted immediately to the CPM, who will update the web page.	As required	CEC	AS	ASI	ASI Staff	As Req	As Req	As Req		-	-	-	COMPLIANCE-10
COMPLIANCE-10	PC, CONS, COMM, OPS	Provide CEC Copies of All Complaints and Violations Within 10 Days	In addition to the monthly and annual compliance reporting requirements described above, the project owner shall report and provide copies to the CPM of all complaint forms, recording noise and lighting complaints, notices of violation, notices of fines, official warnings, and citations, within 10 days of receipt. Complaints shall be logged and numbered. Noise complaints shall be recorded on the form provided in the NOISE Conditions of Certification. All other complaints shall be recorded on the complaint form located at the end of this section.	within 10 days of receipt	CEC	AS	ASI	ASI Staff	As Req	As Req	As Req		-	-	-	COMPLIANCE-10
COMPLIANCE-11	OPS	Notify CEC 12 Months (or other agreed-upon period) of Planned Closure of Plant	Planned closure: In order to ensure that a planned facility closure does not create adverse impacts, a closure process that provides for careful consideration of available options and applicable laws, ordinances, regulations, standards, and local/regional plans in existence at the time of closure, will be undertaken. To ensure adequate review of a planned project closure, the project owner shall submit a proposed facility closure plan to the Energy Commission for review and approval at least 12 months (or other period of time agreed to by the CPM) prior to commencement of closure activities. The project owner shall file 120 copies (or other number of copies agreed upon by the CPM) of a proposed facility closure plan with the Energy Commission.	12 months (or other period of time agreed to by the CPM) prior to commencement of closure activities	CEC	AS	ASI	ASI Staff	As Req	As Req	As Req		-	-	-	COMPLIANCE-11
COMPLIANCE-11	OPS	Submit Proposed Closure Plan to CEC	Prior to submittal of the proposed facility closure plan, a meeting shall be held between the project owner and the Energy Commission CPM for the purpose of discussing the specific contents of the lan. In the event that there are significant issues associated with the proposed facility closure plan's approval, or the desires of local officials or interested parties are inconsistent with the plan, the CPM shall hold one or more workshops and/or the Energy Commission may hold public hearings as part of its approval procedure.	Prior to submittal of closure plan	CEC	AS	ASI	ASI Staff	As Req	As Req	As Req		-	-	-	COMPLIANCE-11
COMPLIANCE-12	COMM	Submit Unplanned/Temp Closure and Contingency Plan to CEC	Unplanned Temporary Closure/On-Site Contingency Plan: In order to ensure that public health and safety and the environment are protected in the event of an unplanned temporary facility closure, it is essential to have an on-site contingency plan in place. The on-site contingency plan will help to ensure that all necessary steps to mitigate public health and safety impacts and environmental impacts are taken in a timely manner. The project owner shall submit an on-site contingency plan for CPM review and approval. The plan shall be submitted no less than 60 days (or other time agreed to by the CPM) prior to commencement of commercial operation. The approved plan must be in place prior to commercial operation of the facility and shall be kept at the site at all times.	60 days prior to commercial operation	CEC	AS	ASI	ASI Staff	5/1/2014	-	-		-	-	-	COMPLIANCE-12

Cond. #	Sort Code	Description	Verification/Action/Submittal Required by Project Owner	Timeframe	Involved Agencies	Lead Respons. Party	Responsible Discipline	Lead Engineer/ Manager	Required Approval Date Drws/Docs	Actual Submittal Date Drws/Docs	Actual Approval Date Drws/Docs	(Submittal due to Change)	Approved As-Builts	Approved Inspection	COO	Cond. #
COMPLIANCE-12	OPS	Submit Updates of Contingency Plan to CEC as Necessary	The project owner, in consultation with the CPM, will update the on-site contingency plan as necessary. The CPM may require revisions to the on-site contingency plan over the life of the project. In the annual compliance reports submitted to the Energy Commission, the project owner will review the on-site contingency plan, and recommend changes to bring the plan up to date. Any changes to the plan must be approved by the CPM. The on-site contingency plan shall provide for taking immediate steps to secure the facility from trespassing or encroachment. In addition, for closures of more than 90 days, unless other arrangements are agreed to by the CPM, the plan shall provide for removal of hazardous materials and hazardous wastes, draining of all chemicals from storage tanks and other equipment, and the safe shutdown of all equipment. (Also see specific Conditions of Certification for the technical areas of Hazardous Materials Management and Waste Management.) In addition, consistent with requirements under unplanned permanent closure addressed below, the nature and extent of insurance coverage, and major equipment warranties must also be included in the on-site contingency plan. In addition, the status of the insurance coverage and major equipment warranties must be updated in the annual compliance reports.	ACR	CEC	AS	ASI	ASI Staff	As Req	As Req	As Req	-	-	-	COMPLIANCE-12
COMPLIANCE-12	OPS	Notify Agencies of Unplanned/Temp Closure	In the event of an unplanned temporary closure, the project owner shall notify the CPM, as well as other responsible agencies, by telephone, fax, or e-mail, within 24 hours and shall take all necessary steps to implement the on-site contingency plan. The project owner shall keep the CPM informed of the circumstances and expected duration of the closure.	within 24 hours of unplanned temporary closure	CEC, SBCFD	AS	ASI	ASI Staff	As Req	As Req	As Req		-	-	-	COMPLIANCE-12
COMPLIANCE-12	OPS	Present Permanent Closure Plan	If the CPM determines that an unplanned temporary closure is likely to be permanent, or for a duration of more than 12 months, a closure plan consistent with the requirements for a planned closure shall be developed and submitted to the CPM within 90 days of the CPM's determination (or other period of time agreed to by the CPM).	within 90 days of CPM determination	CEC	AS	ASI	ASI Staff	As Req	As Req	As Req		-	-	-	COMPLIANCE-12
COMPLIANCE-13	OPS	Submit Proposed Closure Plan to CEC that also includes Permanent Measures	Unplanned Permanent Closure/On-Site Contingency Plan: The on-site contingency plan required for unplanned temporary closure shall also cover unplanned permanent facility closure. All of the requirements specified for unplanned temporary closure shall also apply to unplanned permanent closure. In addition, the on-site contingency plan shall address how the project owner will ensure that all required closure steps will be successfully undertaken in the event of abandonment. In the event of an unplanned permanent closure, the project owner shall notify the CPM, as well as other responsible agencies, by telephone, fax, or e-mail, within 24 hours and shall take all necessary steps to implement the on-site contingency plan. The project owner shall keep the CPM informed of the status of all closure activities.	60 days prior to commercial operation	CEC	AS	ASI	ASI Staff	5/1/2014	-	-		-	-	-	COMPLIANCE-13
COMPLIANCE-14	PC, CONS, COMM, OPS	Petition CEC for any Post Cert Changes per Title 20	Post Certification Changes to the Energy Commission Decision: Amendments, Ownership Changes, Staff Approved Project Modifications and Verification Changes: The project owner must petition the Energy Commission pursuant to Title 20, California Code of Regulations, section 1769, in order to modify the project (including linear facilities) design, operation or performance requirements, and to transfer ownership or operational control of the facility. It is the responsibility of the project owner to contact the CPM to determine if a proposed project change should be considered a project modification pursuant to section 1769. Implementation of a project modification without first securing Energy Commission, or Energy Commission staff approval, may result in enforcement action that could result in civil penalties in accordance with section 25534 of the Public Resources Code. (See COC)	As required	CEC	A/T + AS	ASI	ASI Staff/ A/T	As Req	As Req 7/20/11	As Req 5/22/13		-	-	-	COMPLIANCE-14
AQ-SC1	PC	Provide Name of on-site AQCMM	Submit to the CPM for approval the name, resume, qualifications and contact information for the onsite AQCMM and all Delegates.	30 days prior to ground disturbance	CEC	AS	ASI	M S	7/29/2011	6/29/2011	7/29/2011	CEC Approval 06.11.13 AQ-SC 1-07-00	-	-	-	AQ-SC1
AQ-SC2	PC	Provide AQCMP plan	Submit AQCMP to CPM for approval. Include effectiveness and environmental data for the proposed soil stabilizer. CPM will notify of any necessary modifications to the plan within 15 days from the date of receipt.	30 days prior to ground disturbance	CEC	A/T + AS	ASI/CH2M	M S	-	AQSC2-02-00 CEC Submittal 7-19-2011 AQSC2-01-00 CEC Submittal 03.01/2011	8/17/2011 AQSC2-02-00 CEC Approval		-	-	-	AQ-SC2
AQ-SC3	CONS	Provide Any Dust Control Complaints on a Monthly Basis	Provide the CPM the following to demonstrate control of fugitive dust emissions: A summary of all actions taken to maintain compliance with this condition; Copies of any complaints filed with the District in relation to project construction; and Any other documentation deemed necessary by the CPM and AQCMM to verify compliance with this condition. Such information may be provided via electronic format or disk.	MCR	CEC, AQCMM	(AS)	ASI/CH2M	H B	Monthly	Monthly	Monthly		-	-	-	AQ-SC3
AQ-SC4	CONS	Provide Any Dust Control Complaints on a Monthly Basis	Provide a summary of all actions taken to maintain compliance with this condition; copies of any complaints filed with the District in relation to project construction; and any other documentation deemed necessary by the CPM and AQCMM to verify compliance with this condition.	MCR	CEC, AQCMM	(AS)	ASI/CH2M	H B	As Req	As Req	As Req		-	-	-	AQ-SC4
AQ-SC5	CONS	Provide List of on-site Heavy Equipment on a Monthly Basis	Include the following to demonstrate control of diesel construction-related emissions: summary of all actions taken to control diesel construction related emissions; list of all heavy equipment used on site during that month, including the owner of that equipment and a letter from each owner indicating that equipment has been properly maintained; and any other documentation deemed necessary by the CPM or AQCMM to verify compliance with this condition. Such information may be provided via electronic format or disk.	MCR	CEC, AQCMM	(AS)	ASI/CH2M	H B	As Req	As Req	As Req		-	-	-	AQ-SC5
AQ-SC6	COMM	Provide ODCP plan for Dust Control and Environmental procedures	Submit to the CPM a copy of the plan that identifies the size and type of the on-site vehicle and equipment fleet and the vehicle and equipment purchase orders and contracts and/or purchase schedule.	30 days prior to COD	CEC	AS	ASI	H B		7-8-14 AQ-SC6 Onsite Vehicle and Equipment Fleet Plan			-	-	-	AQ-SC6
AQ-SC6	OPS		The plan shall be updated every other year.	ACR	CEC	AS	ASI	H B	-	-	-		-	-	-	AQ-SC6
AQ-SC7	COMM	Provide ODCP plan for Dust Control and Environmental procedures	Submit to CPM for review and approval a copy of site ODCP that identifies the dust and erosion control procedures including effectiveness and environmental data for the proposed soil stabilizer, that will be used during operation of the project and that identifies all locations of the speed limit signs.	30 days prior to COD	CEC	AS	ASI	H B/B W		-	-		-	-	-	AQ-SC7
AQ-SC7	OPS	Provide Report Identifying Locations of all site speed limit signs	Provide CPM a report indentifying the locations of all speed limit signs and a copy of the project employee and contractor training manual that clearly identifies that project employees and contractors are required to comply with the dust and erosion control procedures and on-site speed limits.	60 days after COD	CEC	AS	ASI	H B		-	-		-	-	-	AQ-SC7
AQ-SC8	CONS & OPS	Provide Federal Air Permit Modifications	Submit any ATC, PTO, and proposed federal air permit modifications to the CPM within five working days of its submittal either by 1) the project owner to an agency, or 2) receipt of proposed modifications from an agency. Submit all modified ATC/PTO documents and all federal air permits to the CPM within 15 days of reciept.	Within 5 days of its submittal or receipt	CEC	A/T + AS	ASI/AECOM	H B/B W	As Req	4-11-14 CEC Submittal (MDAQMD ATC GAS Tank) AQSC8-04-00	5-16-14 CEC Approval AQ-SC 8 (MDAQMD ATC Documentation) AQSC8-03-00		-	-	-	AQ-SC8
AQ-SC9	PC	Provide Signed ASI Documentation that Residents were notified and offered Relocation	Provide to the CPM, a statement signed by the project owner's project manager stating that the owner or residents of the properties affected by this condition have been notified and that the residents have been offered paid relocation during the affected period of the initial grading/site preparation phase of construction. The statement shall list affected property owners/residents notified and the means of notification.	Prior to initial grading	CEC	AS	ASI	M S	6/30/2011	6/30/2011	AQ SC 9 CEC Approved 07.28.2011		-	-	-	AQ-SC9
AQ-SC9	CONS	Provide Documentation from Residents	Provide documentation regarding any requests from the residents to be relocated for longer periods during construction and the actions taken to evaluate those requests.	MCR	CEC	AS	ASI	H B	None received.	-	-		-	-	-	AQ-SC9
Two HTF Ullage/Expansion Sysytems																**Two HTF Ullage/Expansion Sysytems**
AQ-9	COMM/OPS	Operation of this equipment shall be conducted in compliance with all data and specifications submitted with the application under which this permit is issued unless otherwise noted below.	HTF Ullage/Expansion System, operation: Make the site available for inspection of records by representatives of the District, ARB, and the Energy Commission.	As required	District, ARB, CEC	AS										AQ-9
AQ-10	COMM/OPS	This system shall store only HTF in liquid and/or vapor phase (including low boilers and high boilers), and nitrogen for blanketing.	The project owner shall make the site available for inspection of records by representatives of the District, ARB, and the Energy Commission.	As required	District, ARB, CEC	A/T + AS										AQ-10
AQ-11	COMM/OPS	The four (4) vertical expansion vessels, low boiler condensate receiver vessel, and two (2) vertical HTF overflow tanks shall be operated at all times under a nitrogen blanket.	The project owner shall make the site available for inspection of records by representatives of the District, ARB, and the Energy Commission.	As required	District, ARB, CEC	A/T + AS										AQ-11
AQ-12	CONS & OPS	The ullage/expansion system nitrogen venting shall be carried out only through District permit numbers C012015 and C012016	The project owner shall provide the District and CPM manufacturer design specifications showing compliance with this condition at least 30 days prior to the installation of the ullage/expansion vent system.	30 days prior to installation of ullage/expansion vent system	District, CEC	A/T				May 28, 2014 AQ12-01-00 CEC & District	June 11, 2014 AQ12-01-00 CEC Approval					AQ-12
AQ-13	CONS & OPS	Reserved														AQ-13
AQ-14	CONS & OPS	Reserved														AQ-14
AQ-15	CONS & OPS	Reserved														AQ-15

Cond. #	Sort Code	Description	Verification/Action/Submittal Required by Project Owner	Timeframe	Involved Agencies	Lead Respons. Party	Responsible Discipline	Lead Engineer/ Manager	Required Approval Date Drws/Docs	Actual Submittal Date Drws/Docs	Actual Approval Date Drws/Docs	(Submittal due to Change)	Approved As-Builts	Approved Inspection	COO	Cond. #
AQ-16	CONS	Inspection and Maintenance Plan to include: a. All pumps, compressors and pressure relief devices (pressure relief valves or rupture disks) shall be electronically, audio, or visually inspected once every operating day. b. All accessible valves, fittings, pressure relief devices (PRDs), hatches, pumps, compressors, etc. shall be inspected quarterly using a leak detection device such as a Foxboro OVA 108 calibrated for methane. c. Inspection frequency for accessible components, except pumps, compressors and pressure relief valves, may be changed from quarterly to annual when two percent or less of the components within a component type are found to leak during an inspection for five consecutive quarters. d. Inspection frequency for accessible components, except pumps, compressors and pressure relief valves, shall be increased to quarterly when more than two percent of the components within a component type are found to leak during any inspection or report. e. If any evidence of a potential leak is found the indication of the potential leak shall be eliminated within 7 calendar days of detection. f. VOC leaks greater than 10,000-ppmv shall be repaired within 24-hours of detection. g. After a repair, the component shall be re-inspected for leaks as soon as practicable, but no later than 30 days after the date on which the component is repaired and placed in service. h. The project owner shall maintain a log of all VOC	The project owner shall establish an inspection and maintenance program to determine, repair, and log leaks in HTF piping network and expansion tanks. Inspection and maintenance program and documentation shall be available to District staff upon request. a. All pumps, compressors and pressure relief devices (pressure relief valves or rupture disks) shall be electronically, audio, or visually inspected once every operating day. b. All accessible valves, fittings, pressure relief devices (PRDs), hatches, pumps, compressors, etc. shall be inspected quarterly using a leak detection device such as a Foxboro OVA 108 calibrated for methane. c. Inspection frequency for accessible components, except pumps, compressors and pressure relief valves, may be changed from quarterly to annual when two percent or less of the components within a component type are found to leak during an inspection for five consecutive quarters. d. Inspection frequency for accessible components, except pumps, compressors and pressure relief valves, shall be increased to quarterly when more than two percent of the components within a component type are found to leak during any inspection or report. e. If any evidence of a potential leak is found the indication of the potential leak shall be eliminated within 7 calendar days of detection. f. VOC leaks greater than 10,000-ppmv shall be repaired within 24-hours of detection. g. After a repair, the component shall be re-inspected for leaks as soon as practicable, but no later than 30 days after the date on which the component is repaired and placed in service. h. The project owner shall maintain a log of all VOC leaks exceeding 10,000-ppmv, including location, component type, date of leak detection, emission level (ppmv), method	30 days before delivery of HTF		A/T + AS				April 23, 2013 CEC & District AQ16-00-00	May 28, 2013 CEC Approval Confirmed No Distrct Approval Required					AQ-16
AQ-16	OPS	HTF Log; see above	Provide the quantity of used HTF fluid removed from the system and the amount of new HTF fluid added to the system each year.	ACR	CEC	A/T + AS										AQ-16
AQ-16	OPS	See above	Make the site available for inspection of HTF piping Inspection and Maintenance Program records and HTF system equipment by representatives of the District, ARB, and the Energy Commission.	As required	District, ARB, CEC	AS										AQ-16
AQ-17	COMM	Reserved														AQ-17
AQ-18	COMM	Reserved														AQ-18
AQ-19	OPS	Reserved														AQ-19
AQ-20	OPS	Reserved														AQ-20
AQ-21	OPS	The project owner shall submit a compliance plan of the toxic or hazardous substances for District approval and CPM review if current non-criteria substances in the HTF become regulated as toxic or hazardous substances.	Toxic or Hazardous Substance Compliance Plan for Newly Regulated Materials If current non-criteria substances become regulated as toxic or hazardous substances and are used in this equipment, the project owner shall submit to the District a plan demonstrating how compliance will be achieved and maintained with such regulations.	As required	District	AS										AQ-21
Cooling Towers																Cooling Towers
AQ-22	OPS	Operation of this equipment shall be conducted in compliance with all data and specifications submitted with the application under which this permit is issued unless otherwise noted below.	Make site available for inspection of records and equipment by representatives of the District, ARB, and the Energy Commission.	As required	District, ARB, CEC	AS										AQ-22
AQ-23	OPS	This equipment shall be operated and maintained in strict accord with the recommendations of its manufacturer or supplier and/or sound engineering principles.	The project owner shall make the site available for inspection of records and equipment by representatives of the District, ARB, and the Energy Commission.	As required	District, ARB, CEC	AS										AQ-23
AQ-24	COMM	The drift rate shall not exceed 0.0005 percent with a maximum circulation rate of 90,000 gallons per minute. The maximum hourly PM10 emission rate shall not exceed 2.24 pounds per hour, as calculated per the written District-approved protocol.	The manufacturer guarantee data for the drift eliminator, showing compliance with this condition, shall be provided to the CPM and the District.	30 days prior to cooling tower operation	District, CEC	A/T				May 28, 2013 CEC & District AQ24-00-00	June 11, 2013 CEC Approval October 7, 2013 District Approval					AQ-24
AQ-24	OPS	Cooling Tower Operating Emissions Rate Log	See above: As part of the Annual Compliance Report the project owner shall include information on operating emission rates to demonstrate compliance with this condition.	ACR	CEC	AS										AQ-24
AQ-25	COMM & OPS	Cooling Tower Recirculation Water TDS Content Test Results- Weekly and Quarterly Logs	The project owner shall perform weekly specific conductivity tests of the blow-down water to indirectly measure total dissolved solids (TDS). Quarterly tests of the blow-down water will be done to confirm the relationship between conductance and TDS. The TDS shall not exceed 10,000 ppm on a calendar monthly basis. The cooling tower recirculation water TDS content test results shall be provided to representatives of the District, ARB, and the Energy Commission upon request.	As required	District, ARB, CEC	A/T + AS										AQ-25
AQ 25	COMM & OPS	Conductivity test procedure				A/T										AQ 25
AQ-26	COMM	Cooling Tower Emissions Calculation and Water Sample Testing Protocol	The project owner shall conduct all required cooling tower water tests in accordance with a District-approved test and emissions calculation protocol. Thirty (30) days prior to the first such test the project owner shall provide a written test and emissions calculation protocol for District review and approval.	30 days prior to cooling tower water test	District	A/T				May 23, 2014 CEC & District	June 6, 2014 CEC Approval May 27, 2014 District Approval					AQ-26
AQ-27	COMM/OPS	Cooling Tower Operating Data Log	This equipment shall not be operated for more than 5,840 hours per rolling twelve month period.	ACR	CEC	A/T + AS										AQ-27
AQ-28	OPS	Cooling Tower Operating Data Log	The project owner shall maintain an operations log for this equipment on-site and current for a minimum of five (5) years, and said log shall be provided to District personnel on request. The operations log shall include the following information at a minimum: a. Total operation time (hours per day, hours per month, and hours per rolling twelve month period); and b. The date and result of each blow-down water test in TDS ppm, andthe resulting mass emission rate.	As required	District, ARB, CEC	AS										AQ-28
AQ-29	COMM/OPS	Cooling Tower Maintenance Procedure	A maintenance procedure shall be established that states how often and what procedures will be used to ensure the integrity of the drift eliminators. This procedure is to be kept onsite and available to District personnel on request.	O&M Manual includes maintenance procedure and is available upon request.	District	A/T + AS										AQ-29
Two 2,280 kW Emergency IC Engine																Two 2,280 kW Emergency IC Engine
AQ-29a	OPS	Engine Type	This engine shall be a US EPA Tier 2 certified, non-road compression ignition engine, as evidenced by the manufacturer's engine tag	As required	District, ARB, CEC	AS										AQ-29a
AQ-30	OPS	Emergency Generator Operating Log, Records and External Inspection or Visit Procedure	This equipment shall be installed, operated and maintained in strict accord with those recommendations of the manufacturer/supplier and/or sound engineering principles which produce the minimum emissions of contaminants. Unless otherwise noted, this equipment shall also be operated in accordance with all data and specifications submitted with the application for this permit.	As required	District, ARB, CEC	A/T + AS										AQ-30
AQ-30	CONS & COMM	Evidence of installation in accordance with manufacturer specifications and sound engineering principals		As required	District, ARB, CEC	A/T										AQ-30
AQ-30	CONS & COMM	Operations and Maintenance Manual		As required	District, ARB, CEC	A/T										AQ-30
AQ-31	COMM/OPS	Fuel Purchase Records Log	This unit shall only be fired on ultra-low sulfur diesel fuel, whose sulfur concentration is less than or equal to 0.0015% (15 ppm) on a weight per weight basis per CARB Diesel or equivalent requirements. The project owner shall make the site available for inspection of equipment and fuel purchase records by representatives of the District, ARB, and the Energy Commission.	As required	District, ARB, CEC	A/T + AS										AQ-31
AQ-32	CONS	Hour Meter Specifications	A non-resettable hour meter with a minimum display capability of 9,999 hours shall be installed and maintained on this unit to indicate elapsed engine operating time. (Title 17 CCR §93115.10(e)(1)). Provide the District and the CPM the specification of the hour meter.	30 days prior to installation of engine	District, CEC	A/T				May 20, 2104 AQ32-00-00 CEC & District	June 5, 2014 CEC Approval May 21, 2014 District Acknowleged					AQ-32
AQ-33	OPS	Emergency Engine Use	This unit shall be limited to use for emergency power, defined as in response to a fire or when utility back-feed power is not available. In addition, this unit shall be operated no more than 0.5 hours per day and 50 hours per year for testing and maintenance, excluding compliance source testing. There is no limit on engine operation for emergency use.	As required	District, ARB, CEC	A/T + AS										AQ-33
AQ-34	OPS	Emergency Generator Operating Log, Fuel Purchase Logs, Records and External Inspection or Visit Procedure	The project owner shall maintain a operations log for this unit current and on-site, either at the engine location or at a on-site location, for a minimum of two (2) years, and for another year where it can be made available to the District staff within five (5) working days from the District's request, and this log shall be provided to District, State and Federal personnel upon request. The log shall include, at a minimum, the information specified below: a. Date of each use and duration of each use (in hours); b. Reason for use (testing & maintenance, emergency, required emission testing); c. Calendar year operation in terms of fuel consumption (in gallons) and total hours; and, d. Fuel sulfur concentration (the project owner may use the supplier's certification of sulfur content if it is maintained as part of this log). The project owner shall submit records required by this condition that demonstrating compliance with the sulfur content and engine use limitations of conditions AQ-31 and AQ-32 in the Annual Compliance Report, including a photograph showing the annual reading of engine hours. The project owner shall make the site available for inspection of records by representatives of the District, ARB, and the Energy Commission.	ACR	District, ARB, CEC	A/T + AS										AQ-34
AQ-34	OPS	Records and External Inspection or Visit Procedure	Make site available for inspection of records by representatives of the District, ARB, and the Energy Commission.	As required	District, ARB, CEC	AS										AQ-34
AQ-35	OPS	Engine Isolation	This unit shall not be used to provide power to the interconnecting utility and shall be isolated from the interconnecting utility when operating.	As required	District, ARB, CEC	A/T + AS										AQ-35

Cond. #	Sort Code	Description	Verification/Action/Submittal Required by Project Owner	Timeframe	Involved Agencies	Lead Respons. Party	Responsible Discipline	Lead Engineer/ Manager	Required Approval Date Drws/Docs	Actual Submittal Date Drws/Docs	Actual Approval Date Drws/Docs	(Submittal due to Change)	Approved As-Builts	Approved Inspection	COO	Cond. #
AQ-36	OPS	Outage Use	This engine may operate in response to notification of impending loss of utility back-feed power if the interconnected utility has ordered an outage to the plant or expects to order such outages at a particular time, the engine is operated no more than 30 minutes prior to the forecasted outage, and the engine is shut down immediately after the utility advises that the outage is no longer imminent or in effect.	As required	District, ARB, CEC	A/T + AS										AQ-36
AQ-37		Reserved														AQ-37
AQ-38	COMM	Stack Height	This engine shall exhaust through a stack at a minimum height of 30 feet. Records and External Inspection or Visit Procedure.	As required	District, ARB, CEC	A/T + AS										AQ-38
AQ-39	OPS	Airborne Toxic Control Measure (ATCM)	This unit is subject to the requirements of the Airborne Toxic Control Measure (ATCM) for Stationary Compression Ignition Engines (Title 17 CCR 93115). In the event of conflict between these conditions and the ATCM, the more stringent shall govern. AEPC to provide ASLLC evidence or statement of conformance to the requirements of the Airborne Toxic Control Measure (ATCM) for Stationary Compression Ignition Engines (Title 17 CCR 93115)	As required	N/A	A/T										AQ-39
AQ40	CONS	Emergency Generator Engine Specifications	This unit is subject to the requirements of the Federal National Source Performance Standards (NSPS) for Stationary Compression Ignition Internal Combustion Engines (40 CFR Part 60 Subpart IIII). The project owner shall submit the engine specifications at least 30 days prior to purchasing the engines for review and approval demonstrating that the engines meet NSPS and ARB ATCM emission limit requirements at the time of engine purchase.	30 days prior to purchase	CEC(?)	A/T				AQ 40-00-00 3/11/2013 CEC, 4/30/2013 MDAQMD	AQ 40-00-00 4/15/2013 CEC, 5/14/2013 MDAQMD					AQ40
Two 575-617 HP Emergency IC Engine																Two 575-617 HP Emergency IC Engine
AQ-40a		Engine Type	This engine shall be a US EPA Tier 3 certified, non-road compression ignition engine, as evidenced by the manufacturer's engine tag. Records and External Inspection or Visit Procedure	As required	District, ARB, CEC	A/T + AS										AQ-40a
AQ-41	COMM & OPS	Minimum Emissions	This equipment shall be installed, operated and maintained in strict accord with those recommendations of the manufacturer/supplier and/or sound engineering principles which produce the minimum emissions of contaminants. Unless otherwise noted, this equipment shall also be operated in accordance with all data and specifications submitted with the application for this permit. Emergency Generator Operating Log, Records and External Inspection or Visit Procedure.	As required		A/T + AS										AQ-41
AQ-42	OPS	Ualtra-low sulfur diesel fuel	This unit shall only be fired on ultra-low sulfur diesel fuel, whose sulfur concentration is less than or equal to 0.0015% (15 ppm) on a weight per weight basis per CARB Diesel or equivalent requirements. Fuel Purchase Records Log	As required	District, ARB, CEC [?]	A/T + AS										AQ-42
AQ-43	OPS	Hour Meter Specifications	A non-resettable hour meter with a minimum display capability of 9,999 hours shall be installed and maintained on this unit to indicate elapsed engine operating time. (Title 17 CCR §93115.10(e)(1)). At least thirty (30) days prior to the installation of the engine, the project owner shall provide the District and the CPM the specification of the hour timer.	30 days prior to installation of engine	District, CEC	A/T				May 20, 2104 AQ32-00-00 CEC & District	June 5, 2014 CEC Approval May 21, 2014 District Acknowleged					AQ-43
AQ-44	OPS	Direct drive fire pump engine	This new direct drive fire pump engine shall be limited to use for emergency fire suppression, defined as in response to a fire or due to low fire water pressure. In addition, this engine shall be operated no more than 30 minutes in any one hour and no more than 10 hours per year for initial start-up testing and compliance demonstrations. Additionally, this engine shall not operate more than the number of hours necessary to comply with the testing requirements of the National Fire Protection Association (NFPA) 25 - "Standard for the Inspection, Testing, and Maintenance of Water-Based Fire Protection Systems," (current edition). The hours of operation for source testing or to perform testing on an engine that has experienced a breakdown or failure during testing will not be counted towards either of the allowable annual limits above. There is no limit on engine operation for emergency use. [Title 17 CCR 93115.6(a)(4)] Operating Log, Records	As required	District, ARB, CEC [?]	A/T + AS										AQ-44
AQ-45	OPS	Sulfur Content & Engine Use	The project owner shall maintain a operations log for this unit current and on-site, either at the engine location or at a on-site location, for a minimum of two (2) years, and for another year where it can be made available to the District staff within five (5) working days from the District's request, and this log shall be provided to District, State and Federal personnel upon request. The log shall include, at a minimum, the information specified below: a. Date of each use and duration of each use (in hours); b. Reason for use (testing & maintenance, emergency, required emission testing); c. Calendar year operation in terms of fuel consumption (in gallons) and total hours; and, d. Fuel sulfur concentration (the project owner may use the supplier's certification of sulfur content if it is maintained as part of this log). The project owner shall submit records required by this condition that demonstrating compliance with the sulfur content and engine use limitations of conditions AQ-42, AQ-44, and AQ-46 in the Annual Compliance Report, including a photograph showing the annual reading of engine hours. The project owner shall make the site available for inspection of records by representatives of the District, ARB, and the Energy Commission.	ACR	CEC	AS										AQ-45
AQ-46	COMM & OPS	Reserved														AQ-46
AQ-47	COMM	Stack Height	This engine shall exhaust through a stack at a minimum height of 20 feet.	As required	District, ARB, CEC	A/T										AQ-47
AQ-48	OPS	Airborne Toxic Control Measure (ATCM)	This unit is subject to the requirements of the Airborne Toxic Control Measure (ATCM) for Stationary Compression Ignition Engines (Title 17 CCR 93115). In the event of conflict between these conditions and the ATCM, the requirements of the ATCM shall govern.	As required	N/A	A/T										AQ-48
AQ-49	CONS	Engine Specifications	This unit is subject to the requirements of the Federal National Source Performance Standards (NSPS) for Stationary Compression Ignition Internal Combustion Engines (40 CFR Part 60 Subpart IIII). The project owner shall submit the engine specifications at least 30 days prior to purchasing the engines for review and approval demonstrating that the engines meet NSPS and ARB ATCM emission limit requirements at the time of engine purchase.	30 days prior to purchase	CEC[?]	A/T				3/11/2013 CEC, 4/30/2013 MDAQMD	4/12/2013 CEC, 5/14/2013 MDAQMD					AQ-49
AGS																AGS
AQ-50	CONS	Telephone Posting.	The toll-free telephone number that must be posted is 1-800-635-4617	As required	CEC	A/T										AQ-50
AQ-51	OPS	Maintence, Inspection, Test and Repair Log	The project owner shall maintain a log of all inspections, repairs, and maintenance on equipment subject to Rule 461. Such logs or records shall be maintained at the facility for at least two (2) years and available to the District upon request. Records of Maintenance, Tests, Inspections, and Test Failures shall be maintained and available to District personal upon request; record form shall be similar to the Maintenance Record form indicated in current ARB Exexecutive Order Rule 461.	As required	District, ARB, CEC	AS										AQ-51
AQ 51		Inspection procedure				A/T										AQ 51
AQ-52	CONS	Vapor Recovery System	Any modifications or changes to the piping or control fitting of the vapor recovery system require prior approval from the District. [Rule 204].	As required	District	A/T										AQ-52
AQ-53	CONS	Pressure Relief Valves	Pursuant to current Executive Orders (EOs) vapor vent pipes are to be equipped with pressure relief valves or allowed by EO Rule 204].	As required	CEC?	A/T										AQ-53
AQ-54	COMM	The project owner shall perform the following tests within 60 days of construction completion and annually thereafter in accord with the following test procedures: a.Determination of Static Pressure Performance of Vapor Recovery Systems at Gasoline Dispensing Facilities with Aboveground Storage Tanks shall be conducted per current ARB Executive Orders b.Phase I Adapters, Emergency Vents, Spill Container Drain Valve, Dedicated gauging port with drop tube and tank components, all connections, and fittings shall NOT have any detectable leaks; test methods shall be per current ARB Executive Orders c.Liquid Removal Test (if applicable) per TP-201.6, and Summary of Test Data shall be documented on a Form similar to the form in current ARB Executive Orders.	Perform tests. Determination of Static Pressure Performance of Vapor Recovery Systems at Gasoline Dispensing Facilities with Aboveground Storage Tanks, Phase I Adapters, Emergency Vents, Spill Container Drain Valve etc, Liquid Removal Test.	60 days after construction completion	District	A/T + AS										AQ-54
AQ-54		Test notification	Notify the District prior to performing the required tests.	10 days prior to testing	District	AS										AQ-54
AQ-54	COMM & OPS	Test result submittal	The test results shall be submitted to the District after completion of the tests and shall be made available to the CPM if requested.	30 days after completion of testing	District	A/T + AS										AQ-54

Cond. #	Sort Code	Description	Verification/Action/Submittal Required by Project Owner	Timeframe	Involved Agencies	Lead Respons. Party	Responsible Discipline	Lead Engineer/ Manager	Required Approval Date Drws/Docs	Actual Submittal Date Drws/Docs	Actual Approval Date Drws/Docs	(Submittal due to Change)	Approved As-Builts	Approved Inspection	COO	Cond. #
AQ-54	OPS	The project owner shall perform the following tests within 60 days of construction completion and annually thereafter in accord with the following test procedures: a.Determination of Static Pressure Performance of Vapor Recovery Systems at Gasoline Dispensing Facilities with Aboveground Storage Tanks shall be conducted per current ARB Executive Orders b.Phase I Adapters, Emergency Vents, Spill Container Drain Valve, Dedicated gauging port with drop tube and tank components, all connections, and fittings shall NOT have any detectable leaks; test methods shall be per current ARB Executive Orders c.Liquid Removal Test (if applicable) per TP-201.6, and Summary of Test Data shall be documented on a Form similar to the form in current ARB Executive Orders.	Perform tests. Determination of Static Pressure Performance of Vapor Recovery Systems at Gasoline Dispensing Facilities with Aboveground Storage Tanks, Phase I Adapters, Emergency Vents, Spill Container Drain Valve etc, Liquid Removal Test.	ACR	District	A/T + AS										AQ-54
AQ-54	OPS	Test report	The District shall receive passing test reports no later than six (6) weeks prior to the expiration date of this permit. [Rule 204]	6 wks prior to expiration date of the permit	District	A/T + AS										AQ-54
AQ-55	CONS & OPS	Above-ground Tank	Pursuant to California Health and Safety Code sections 39600,39601 and 41954, this aboveground tank shall be installed and maintained in accordance withcurrent ARB Executive Orders for EVR Phase I, and Standing Loss requirements Additionally, Phase II Vapor Recovery System shall be installed and maintained per current ARB Executive Orders with the exception that hanging hardware shall be EVR Balance Phase II type hanging hardware (VST or other GARB Approved EVR Phase II Hardware). [Rule 204]	As required	District, ARB, CEC	A/T + AS										AQ-55
AQ-56	COMM & OPS	EVR Phase I OPW system components\OPW Certified Technicians	Pursuant to current ARB Executive Orders: Maintenance and repair of components, including removal and installation of such components in the course of any required tests, shall be performed by Vendor Certified Technicians.	As required	District, CEC?	A/T + AS										AQ-56
AQ 56		List of certified service providers				A/T										AQ 56
AQ-57	OPS	Misc Maint \OPW Certified Technicians	Pursuant to current ARB Executive Orders, Maintenance Intervals for ARB Executive Orders; Tank Gauge Components; Dust Caps Emergency Vents; Phase I Product and Vapor Adapters, and Spill Container Drain Valve, shall be conducted by an trained technician annually.	As required	District, CEC?	A/T + AS										AQ-57
AQ-57		Technician training				A/T + AS										AQ-57
AQ-58	OPS	Gasoline Use ACR	The annual throughput of gasoline shall not exceed 600,000 gallons per year. Throughput Records shall be kept on site and available to District personnel upon request. Before this annual throughput can be increased the facility may be required to submit to the District a site specific Health Risk Assessment in accord with a District approved plan. In addition public notice and/or comment period may be required. [Regulation XIII; Rule 204]	ACR	CEC	A/T + AS										AQ-58
AQ-58	OPS	Gasoline Use - District	Maintain on site the annual gasoline throughput records and shall make the site available for inspection of records by representatives of the District.	As required	District	AS										AQ-58
AQ-59	CONS & OPS	EVR Phase I	The project owner shall install, maintain, and operate Enhanced Vapor Recovery (EVR).Phase I and Phase II in compliance with current ARB Executive Orders with the exception that hanging hardware shall be EVR Balance Phase II type hanging hardware (Vapor Systems Technologies nvsn or other ARB Approved EVR Phase II Hardware). In the event of conflict between these permit conditions and/or the referenced EO's the more stringent requirements shall govern. [Rule 204]	As required	District, ARB, CEC [?]	A/T										AQ-59
AQ-59		Operations and Maintenance Manual	?	?	District, ARB, CEC [?]	A/T										AQ-59
AQ-59		Installation	Evidence of installation in accordance with manufacturer specifications and sound engineering principals	As required	District, ARB, CEC [?]	A/T										AQ-59
AQ-60	COMM & OPS	Operation Requirements	The project owner shall install, maintain, and operate this equipment in compliance with these permit conditions and 40 CFR Part 63 Subpart CCCCC; in the event of conflict the more stringent requirements shall govern. [Rule 204] The project owner shall make the site available for inspection of records by representatives of the District, ARB, and the Energy Commission.	As required	District, ARB, CEC [?]	A/T + AS										AQ-60
Carbon Adsorption System																Carbon Adsorption System
AQ-61	COMM & OPS	Operation Requirements	Operation of this equipment shall be conducted in compliance with all data and specifications submitted with the application under which this permit is issued unless otherwise noted below.	As necessary	District, CEC	A/T + AS										AQ-61
AQ-62	COMM & OPS	?	This equipment must be in use and operating properly at all times the HTF ullage/expansion system with valid District Permit TBD is venting.	As necessary	District	A/T + AS										AQ-62
AQ-63	COMM	Control Efficiency - Test Notification	This carbon adsorption system shall provide at a minimum 95% control efficiency of VOC emissions vented from the HTF ullage/expansion system under valid District Permit TBD. Control efficiency shall be demonstrated by sampling VOC emissions per US EPA Method 25 at the inlet and outlet of the carbon beds during initial and annual compliance tests.	Within fifteen (15) working days before the execution of the compliance test	District, CEC	A/T + AS										AQ-63
AQ-63	COMM	Control Efficiency - Initial Test Results	This carbon adsorption system shall provide at a minimum 95% control efficiency of VOC emissions vented from the HTF ullage/expansion system under valid District Permit TBD. Control efficiency shall be demonstrated by sampling VOC emissions per US EPA Method 25 at the inlet and outlet of the carbon beds during initial and annual compliance tests.	The initial test results shall be submitted to the District and to the CPM within 180 days of initial start up.	District, CEC	A/T + AS										AQ-63
AQ-63	COMM	Control Efficiency - Annual Test Results	As part of the Annual Compliance Report, the project owner shall include information demonstrating compliance with control efficiency.	ACR	CEC	AS										AQ-63
AQ-63	COMM	Efficiency Test Protocol				A/T										AQ-63
AQ-64	COMM	Monitoring and changeout plan for the carbon adsorption system	The project owner shall prepare and submit a monitoring and changeout plan for the carbon adsorption system which ensures that the system is operating at optimal control efficiency at all times for District approval 60 days prior to commercial operation date (COD). Once approved, any subsequent changes to the monitoring and change-out plan must be submitted in writing to the District for approval prior to implementation. The project owner shall provide the District for review and approval and the CPM for review the required monitoring and change-out plan within the timeframe required by this condition.	60 days prior to commercial operation date	District	A/T				6-25-14 AQ64-00.00 Carbon adsorption system monitoring & change out Plan						AQ-64
AQ-65	COMM & OPS	VOC Emission Limit	Total emissions of volatile organic compounds (VOC) to the atmosphere shall not exceed 792.1 lbs/year, calculated based on the most recent test results.	ACR	CEC	A/T + AS										AQ-65
AQ-65	COMM	Test Protocol				A/T										AQ-65
AQ-66	COMM & OPS	Benzene Emission Limit	Total emissions of benzene to the atmosphere shall not exceed 507.4 lbs/year, calculated based on the most recent test results.	ACR	CEC	A/T + ASI										AQ-66
AQ-66	COMM	Test Protocol				A/T										AQ-66
AQ-67	OPS	VOX Hexane\PID	During operation, the project owner shall monitor VOC (as hexane) measured at outlet from the carbon beds. Sampling is to be performed at a minimum on a weekly basis. Samples shall be analyzed using a District approved photo ionization detector (PID).	As necessary	District, CEC	AS										AQ-67
AQ-68	OPS	PID Calibration	The photo Ionization detector shall be considered invalid if not calibrated in accordance with the manufactures recommended calibration procedures.	As necessary	District, CEC	AS										AQ-68
AQ-69	OPS	VOC Monitoring Logs	The project owner shall maintain an operations log (in electronic or hardcopy format) current and onsite for a period of five (5) years. The log shall contain at a minimum the following information and shall be provided to District personnel upon request. a. Date and time of VOC monitoring; b. Results of VOC monitoring; and c. Date and description of all maintenance, malfunctions, repairs, and carbon change out(s).	The project owner shall make the site available for inspection of records and equipment by representatives of the District, ARB, and the Energy Commission.	District, CEC	AS										AQ-69
AQ-70	OPS	VOC Emission Summary - Annual	Prior to January 31 of each new year, the project owner of this unit shall submit to the District a summary report of all VOC emissions (based on annual source test results). As part of the Annual Compliance Report, the project owner shall include the test results demonstrating compliance with this condition.	ACR	CEC	AS										AQ-70
AQ-71	CONS/COMM	Stack Sampling\Port Platform	The project owner shall provide stack sampling ports and platforms necessary to perform source tests required to verify compliance with District rules, regulations and permit conditions. The location of these ports and platforms shall be subject to District approval.	As necessary	District	ATVAS										AQ-71
AQ-72	COMM	Compliance Certification Test Plan - Protocol Submission	The project owner shall conduct all required compliance/certification tests in accordance with a District-approved test plan. Thirty (30) days prior to the compliance/certification tests the operator shall provide a written test plan for District review and approval. Written notice of the compliance/certification test shall be provided to the District ten (10) days prior to the tests so that an observer may be present. A written report with the results of such compliance/certification tests shall be submitted to the District within forty-five (45) days after testing is completed.	30 Days Prior to the Compliance /Certification Test	District, CEC											AQ-72
AQ-72	COMM	Compliance Certification Test Plan - Notice of Test	The project owner shall notify the District and the CPM within ten (10) working days before the execution of the compliance tests required in AQ-73 and AQ-74	10 Days prior to test	District, CEC											AQ-72
AQ-72	COMM	Compliance Certification Test Plan - Test Results	The test results shall be submitted to the District and to the CPM within forty-five (45) days after the tests are conducted	45 Days after testing	District, CEC											AQ-72
AQ-72	COMM	Test Protocol				A/T										AQ-72

Cond. #	Sort Code	Description	Verification/Action/Submittal Required by Project Owner	Timeframe	Involved Agencies	Lead Respons. Party	Responsible Discipline	Lead Engineer/ Manager	Required Approval Date Drws/Docs	Actual Submittal Date Drws/Docs	Actual Approval Date Drws/Docs	(Submittal due to Change)	Approved As-Builts	Approved Inspection	COO	Cond. #
AQ-73	COMM	Hexane & Benzene Testing - COD	The project owner shall perform the following initial compliance tests on this equipment in accordance with the MDAQMD Compliance Test Procedural Manual. The test report shall be submitted to the District within 180 days of the commercial operation date (COD). The following compliance tests are required: a. VOC as hexane in ppmvd and lb/hr (measured per USEPA Reference Methods 25 and 18 or equivalent). b. Benzene in ppmvd and lb/hr (measured per ARB Method 410 or equivalent).	(30) working days before the execution of the compliance test	Compliance Test Notification	A/T + ASI										AQ-73
AQ-73	COMM	Test Protocol				A/T										AQ-73
AQ-73	OPS	Hexane & Benzene Test Results	The test results shall be submitted to the District and to the CPM within 180 days of initial start up.	Within 180 days of initial start up.	CEC	A/T + ASI										AQ-73
AQ-74	OPS	Hexane & Benzene Testing - Annual	The project owner shall perform the following annual compliance tests on this equipment in accordance with the MDAQMD Compliance Test Procedural Manual. The test report shall be submitted to the District no later than six weeks prior to the expiration date of this permit. The following compliance tests are required: a. VOC as hexane in ppmvd and lb/hr (measured per US EPA Reference Methods 25A and 18 or equivalent). b. Benzene in ppmvd and lb/hr (measured per ARB Method 410 or equivalent). As part of the Annual Compliance Report, the project owner shall include information demonstrating compliance with operating emission rates	ACR	CEC	ASI										AQ-74
AQ-74	OPS	Hexane & Benzene Test Records	Additionally, records of all compliance tests shall be maintained on site for a period of five (5) years and presented to District personnel upon request.	Five (5) Years	District, CEC	A/T + ASI										AQ-74
BIO-1	PC	Provide Resume of DB.	Submit the resume. The CEC, CDFG, and USFWS have 30 days to approve or deny proposed Designated Biologists. No site or related facility activities shall commence until an approved Designated biologist is available to be on site.	60 days prior to site mobilization	CEC, CDFG, USFWS	AS	ASI	M S	6/29/2011	6/29/2011	8/22/2011		-	-	-	BIO-1
BIO-1	PC & CONS	Provide Resume of New DB Prior to Release of Preceding DB	If a DB needs to be replaced, the resume of the proposed replacement must be submitted to the CPM at least 10 working days prior to the termination or release of the preceding DB. In an emergency, immediately notify the CPM to discuss the qualifications and approval of a short term replacement while a permanent DB is proposed to the CPM for consideration.	10 working days	CEC	AS	ASI	H B	As Req.	As Req.	As Req.	9/17/13 USFWS/DOE approval, BIO1-14-01	-	-	-	BIO-1
BIO-2	CONS	Provide Written Reports to CEC	Submit to the CPM copies of all written reports and summaries that document biological resource compliance activities, including those conducted by Biological Monitors.	MCR	CEC	AS	ASI	H B	Monthly	Monthly	Monthly		-	-	-	BIO-2
BIO-2	CONS	Provide Monitors as Needed	If actions may affect biological resources during operation, a designated biologist or biological monitor under the supervision of the designated biologist shall be available for monitoring and reporting.	As required	CEC	AS	ASI	H B	As Req.	As Req.	As Req.		-	-	-	BIO-2
BIO-2	OPS	Provide summaries to agencies.	Designated Biologist shall submit record summaries unless their duties are ceased as approved by the CEC. Reports shall also be submitted to CDFG and USFWS.	ACR	CEC, CDFG, USFWS	AS	ASI	H B	ACR 2014	As Req.	As Req.		-	-	-	BIO-2
BIO-3	PC	Submit information to agencies.	Submit the specified information to the CEC, CDFG, and USFWS for approval. The CEC, CDFG, and USFWS have 30 days to approve or deny proposed Biological Monitor(s). Submit a written statement to the CEC confirming that Biological Monitor(s) have been trained.	60 days prior to site mobilization	CEC, CDFG, USFWS	AS	ASI	M S	6/1/2011	6/1/2011	6/1/2011		-	-	-	BIO-3
BIO-3	CONS	Submit new information to CEC.	If additional biological monitors are needed during construction, the specified information shall be submitted to the CEC for approval.	10 days prior to their first day of monitoring	CEC	AS	ASI	H B	As Req.	As Req.	As Req.		-	-	-	BIO-3
BIO-4	CONS	Notify CEC immediately of an incident.	Notify the CEC immediately (and no later than the following morning of the incident, or Monday morning in the case of a weekend) of any non-compliance or a halt of any site mobilization, ground disturbance, grading, construction, and operation activities. Also notify the CEC of the circumstances and actions being taken to resolve the problem.	Immediately as required	CEC	AS	ASI	H B	As Req.	As Req.	As Req.		-	-	-	BIO-4
BIO-4	CONS	Notify CEC of corrective action within 5 days.	Whenever corrective action is taken, a determination of success or failure will be made by the CEC within five working days after receipt of notice that corrective action is completed, or the project owner will be notified by the CEC that coordination with other agencies will require additional time before a determination can be made.	Immediately as required	CEC	AS	ASI	H B	As Req.	As Req.	As Req.		-	-	-	BIO-4
BIO-5	PC	Provide the CEC a copy of the WEAP program.	Worker Environmental Awareness Program: Provide the CEC the proposed WEAP and all supporting materials prepared or reviewed by the Designated Biologist and a resume of the person(s) administering the program. The CEC shall review and provide written comments within 15 days of receipt.	45 days prior to site mobilization	CEC	AS	ASI	M S	6/15/2011	4/1/2011	5/1/2011	BIO5-02-01 01/04/13	BIO5-02-01 02/20/13	-	-	BIO-5
BIO-5	CONS	Provide the number of persons who have completed the WEAP training.	Provide the number of persons who have completed the training in the prior month and a running total of all persons who have completed the training to date.	MCR	CEC	AS	ASI	H B	Monthly	Monthly	Monthly		-	-	-	BIO-5
BIO-5	PC	Provide CEC approved materials list.	Prior to site and related facilities mobilization submit two copies of the CEC-approved materials.	10 days prior to site mobilization	CEC	AS	ASI	M S	8/19/2011	7/1/2011	8/1/2011		-	-	-	BIO-5
BIO-5	CONS, COMM & OPS	Keep signed training forms on site.	Training acknowledgement forms signed during construction shall be kept on file by the project owner for a period of at least six months after the start of commercial operation. During operation signed statements for operational personnel shall be kept on file for 6 months following termination of employment	As required	CEC	AS	ASI	H B	As Req.	As Req.	As Req.		-	-	-	BIO-5
BIO-6	PC	Provide the CEC a copy of the BRMIMP plan.	Biological Resources Mitigation Implementation and Monitoring Plan (BRMIMP) Development and Compliance: Provide the specified document prior to start of any site (or related facilities) mobilization. The CEC will determine the BRMIMP's acceptability within 30 days of receipt. If there are any permits that have not yet been received when the BRMIMP is first submitted, these permits shall be submitted to the CPM within 5 days of their receipt, and the BRMIMP shall be revised or supplemented to reflect the permit condition within 10 days of their receipt by the project owner. Ten days prior to pre-construction site mobilization the revised BRMIMP shall be resubmitted to the CEC. Site mobilization will not occur without an approved BRMIMP.	45 days prior to site mobilization	CEC	AS	ASI	M S	6/15/2011	4/1/2011	5/1/2011		-	-	-	BIO-6
BIO-6	CONS	Implementation of BRMIMP measures will be reported.	Implementation of BRMIMP measures will be reported.	MCR	CEC	AS	ASI	H B	Monthly	Monthly	Monthly		-	-	-	BIO-6
BIO-6	COMM	Provide a written construction closure report to CEC	Provide to the CEC, for review and approval, a written construction closure report identifying which items of the BRMIMP have been completed etc. (see CDC)	30 days after completion of construction	CEC	AS	ASI	H B	As Req.	As Req.	As Req.			-	-	BIO-6
BIO-7	PC	Include all mitigation measures in BRMIMP.	All mitigation measures and their implementaion methods shall be included in the BRMIMP.	45 days prior to site mobilization	CEC	AS	ASI	M S	6/15/2011	4/1/2011	5/1/2011		-	-	-	BIO-7
BIO-7	CONS	Report measures to CEC.	Implementation of the measures will be reported. 8/17/2012 CEC Notice of Decision removed wording limiting HLR speed test to 25mph.	MCR	CEC	AS	ASI	H B	Monthly	Monthly	Monthly		-	-	-	BIO-7
BIO-7	OPS	Provide construction termination report to CEC, CDFG and USFWS.	Provide to the CEC, for review and approval, a written construction termination report identifying how measures have been completed. Additional copies shall be provided to CDFG and USFWS.	30 days after completion of construction	CEC, CDFG, USFWS	AS	ASI	H B	As Req.	As Req.	As Req.		-	-	-	BIO-7
BIO-8	PC	Pre-Construction Nest Surveys and Impact Avoidance and Minimization Measures for Migratory Birds: Provide the CEC a letter-report describing the findings of the pre-construction nest surveys, including the time, date, and duration of the survey; identity and qualifications of the surveyor(s); and a list of species observed. If active nests are detected during the survey, the report shall include a map or aerial photo identifying the location of the nest and shall depict the boundaries of the no-disturbance buffer zone around the nest. Additional copies shall be provided to CDFG and USFWS.		10 days prior to site mobilization	CEC, CDFG, USFWS	AS	ASI	M S	8/19/2011	7/1/2011	8/1/2011		-	-	-	BIO-8
BIO-9	PC	Golden Eagle Territory-Specific Management Plan: Submit a report to the CEC, CDFG, and USFWS. This report shall document the results of the inventory and monitoring as described in Pagel et al. 2010.	Golden Eagle Territory-Specific Management Plan: Submit a report to the CEC, CDFG, and USFWS. This report shall document the results of the inventory and monitoring as described in Pagel et al. 2010.	within 30 days of completion of GOEA breeding-season surveys	CEC, CDFG, USFWS	AS	ASI	M S	3/1/2011	2/1/2011	3/1/2011		-	-	-	BIO-9
BIO-9	PC	Submit a report to the CEC, CDFG, and USFWS. This report shall document the results of the protocol surveys as described in Pagel et al. 2010 or more recent guidance by USFWS (e.g., Pagel et al. in prep).	Submit a report to the CEC, CDFG, and USFWS. This report shall document the results of the protocol surveys as described in Pagel et al. 2010 or more recent guidance by USFWS (e.g., Pagel et al, in prep).	within 30 days of completion of GOEA non-breeding-season surveys (late-summer/early winter 2010)	CEC, CDFG, USFWS	AS	ASI	M S	3/1/2011	2/1/2011	3/1/2011		-	-	-	BIO-9
BIO-9	PC	Provide the CEC, CDFG, and USFWS with the final version of the Golden Eagle Territory-Specific Management Plan, based on breeding-season inventory results. This final Plan shall have been reviewed and approved by the CEC in consultation with USFWS. [**or** (see next entry below)]	Provide the CEC, CDFG, and USFWS with the final version of the Golden Eagle Territory-Specific Management Plan, based on breeding-season inventory results. This final Plan shall have been reviewed and approved by the CEC in consultation with USFWS. [**or** (see next entry below)]	30 days prior to site mobilization	CEC, CDFG, USFWS	AS	ASI	M S	7/29/2011	5/1/2011	6/1/2011		-	-	-	BIO-9
BIO-9	PC	If disturbance to eagles would not occur and a Plan is not warranted, a letter from USFWS documenting this determination shall be submitted to the CEC at least 10 days prior to the start of any pre-construction site mobilization.	If disturbance to eagles would not occur and a Plan is not warranted, a letter from USFWS documenting this determination shall be submitted to the CEC at least 10 days prior to the start of any pre-construction site mobilization.	10 days prior to site mobilization	CEC, CDFG, USFWS	AS	ASI	M S	8/19/2011	7/1/2011	8/1/2011		-	-	-	BIO-9
BIO-9	PC	An addendum to the Plan may be required by USFWS based on non-breeding season survey results. If required, a final addendum, which has been reviewed and approved by the CEC in consultation with USFWS, shall be submitted to the CEC.	An addendum to the Plan may be required by USFWS based on non-breeding season survey results. If required, a final addendum, which has been reviewed and approved by the CEC in consultation with USFWS, shall be submitted to the CEC.	within 90 days of completion non-breeding season surveys	CEC, CDFG, USFWS	AS	ASI	M S	6/1/2011	6/1/2011	6/1/2011		-	-	-	BIO-9
BIO-10	PC	Documentation of Bald and Golden Eagle Act Compliance: Submit to the CEC documentation that the project is in compliance with the Bald and Golden Eagle Protection Act (Title 16, United States Code, sections 668-668d). This shall include documentation from the USFWS in the form of written or electronic transmittal indicating the status of the permit, if required, and any follow up actions required by the project owner. Any additional actions shall be added to the BRMIMP and implemented.	Documentation of Bald and Golden Eagle Act Compliance: Submit to the CEC documentation that the project is in compliance with the Bald and Golden Eagle Protection Act (Title 16, United States Code, sections 668-668d). This shall include documentation from the USFWS in the form of written or electronic transmittal indicating the status of the permit, if required, and any follow up actions required by the project owner. Any additional actions shall be added to the BRMIMP and implemented.	10 days prior to site mobilization	CEC	AS	ASI	M S	8/19/2011	2/1/2011	3/1/2011		-	-	-	BIO-10
BIO-11	PC	Desert Tortoise Exclusion Fencing, Clearance Surveys, and Translocation Plan: The entire project site shall be fenced with desert tortoise exclusion fence. To avoid impacts to desert tortoise during fence construction, the proposed fence alignment shall be flagged and the alignment surveyed within 24 hours prior to fence construction.	Desert Tortoise Exclusion Fencing, Clearance Surveys, and Translocation Plan: The entire project site shall be fenced with desert tortoise exclusion fence. To avoid impacts to desert tortoise during fence construction, the proposed fence alignment shall be flagged and the alignment surveyed within 24 hours prior to fence construction.	Prior to ground disturbance	CEC	A/T	Permitting	S P	8/1/2011	5/1/2011	6/1/2011		-	-	-	BIO-11

Cond. #	Sort Code	Description	Verification/Action/Submittal Required by Project Owner	Timeframe	Involved Agencies	Lead Respons. Party	Responsible Discipline	Lead Engineer/ Manager	Required Approval Date Drws/Docs	Actual Submittal Date Drws/Docs	Actual Approval Date Drws/Docs	(Submittal due to Change)	Approved As-Builts	Approved Inspection	COO	Cond. #
BIO-11	PC	Provide the CEC with the final version of the Desert Tortoise Translocation Plan that has been approved by the Energy Commission staff, USFWS, and CDFG. The CEC will determine the plan's acceptability within 15 working days of receipt of receipt of the final plan.	Provide the CEC with the final version of the Desert Tortoise Translocation Plan that has been approved by the Energy Commission staff, USFWS, and CDFG. The CEC will determine the plan's acceptability within 15 working days of receipt of receipt of the final plan.	45 days prior to site mobilization	CEC	AS	ASI	M S	6/15/2011	5/1/2011	6/1/2011		-	-	-	BIO-11
BIO-11	PC	All modifications to the approved Desert Tortoise plan must be made only after approval by the Energy Commission staff, USFWS, and CDFG.	All modifications to the approved Desert Tortoise plan must be made only after approval by the Energy Commission staff, USFWS, and CDFG.	As required	CEC, CDFG, USFWS	AS	ASI	H B	As Req.	As Req.	As Req.		-	-	-	BIO-11
BIO-11	PC	The project owner shall notify the CEC no fewer than five working days before implementing any CEC-approved modifications to the Translocation Plan.	The project owner shall notify the CEC no fewer than five working days before implementing any CEC-approved modifications to the Translocation Plan.	5 working days before implementation	CEC	AS	ASI	H B	As Req.	As Req.	As Req.		-	-	-	BIO-11
BIO-11	PC	Submit report to the CEC, USFWS, and CDFG describing how each of the mitigation measures described have been satisfied. The report shall include the desert tortoise survey results, capture and release locations of any translocated desert tortoises, and any other information needed to demonstrate compliance with the measures described.	Submit report to the CEC, USFWS, and CDFG describing how each of the mitigation measures described have been satisfied. The report shall include the desert tortoise survey results, capture and release locations of any translocated desert tortoises, and any other information needed to demonstrate compliance with the measures described.	30 days of completing Desert Tortoise clearance surveys	CEC, CDFG, USFWS	AS	ASI	H B		1/25/11	3/21/2011 CEC Approved BIO11-01-02 Authorization to Construct Tortoise Fence	4.17.2012 CEC Approved BIO 11-02-01 (survey addendum)	4.23.2012 CEC Approved BIO 11-02-01 (survey addendum)	-	-	BIO-11
BIO-12	PC	Mohave Ground Squirrel Clearance Surveys: Submit a report to the CEC and CDFG describing how the measures described were implemented. The report shall include the MGS survey results, capture and release locations of any relocated squirrels, and any other information needed to demonstrate compliance with the measures described. [Survey required to be conducted after the installation of the desert tortoise exclusion fence and immediately prior to any ground disturbance.]	Mohave Ground Squirrel Clearance Surveys: Submit a report to the CEC and CDFG describing how the measures described were implemented. The report shall include the MGS survey results, capture and release locations of any relocated squirrels, and any other information needed to demonstrate compliance with the measures described. [Survey required to be conducted after the installation of the desert tortoise exclusion fence and immediately prior to any ground disturbance.]	Report due within 30 days of completing MGS clearance surveys [Survey required after DT fencing, immed. prior to ground disturbance]	CEC, CDFG, USFWS	AS	ASI	M S	6/15/2011	5/1/2011	6/1/2011		-	-	-	BIO-12
BIO-13	PC	Provide CEC and CDFG with the final version of the Burrowing Owl Monitoring and Mitigation Plan that has been reviewed and approved by the CEC in consultation with CDFG.	Provide CEC and CDFG with the final version of the Burrowing Owl Monitoring and Mitigation Plan that has been reviewed and approved by the CEC in consultation with CDFG.	45 days prior to site mobilization	CEC/CDFG	AS	ASI	M S	6/15/2011	5/1/2011	6/1/2011		-	-	-	BIO-13
BIO-13	PC	An addendum to the plan, which includes the pre-construction survey results and the CDFG approved amount of compensatory mitigation, shall be submitted.	An addendum to the plan, which includes the pre-construction survey results and the CDFG approved amount of compensatory mitigation, shall be submitted.	10 days after completing burrowing owl surveys	CEC/CDFG	AS	ASI	M S	6/15/2011	5/1/2011	6/1/2011		-	-	-	BIO-13
BIO-13	PC	All modifications to the approved Plan may be made by the CEC after consultation with CDFG. The project owner shall notify the CEC before implementing any CEC-approved modifications to the Burrowing Owl Monitoring and Mitigation Plan.	All modifications to the approved Plan may be made by the CEC after consultation with CDFG. The project owner shall notify the CEC before implementing any CEC-approved modifications to the Burrowing Owl Monitoring and Mitigation Plan.	5 working days before implementation	CEC/CDFG	AS	ASI	M S	As Req.	As Req.	As Req.		-	-	-	BIO-13
BIO-14	PC	American Badger and Desert Kit Fox Impact Avoidance and Minimization Measures: Submit report to CEC and CDFG after completion of badger and kit fox surveys. The report shall describe survey methods, results, mitigation measures implemented, and the results of the measures.	American Badger and Desert Kit Fox Impact Avoidance and Minimization Measures: Submit report to CEC and CDFG after completion of badger and kit fox surveys. The report shall describe survey methods, results, mitigation measures implemented, and the results of the measures.	within 30 days of completion of surveys	CEC/CDFG	AS	ASI	M S	6/15/2011	5/1/2011	6/1/2011		-	-	-	BIO-14
BIO-15	PC	Submit a formal acquisition proposal to the CEC, CDFG and USFWS describing the parcels intended for purchase or title/easement transfer.	Submit a formal acquisition proposal to the CEC, CDFG and USFWS describing the parcels intended for purchase or title/easement transfer.	90 days prior to acquisition of property	CEC/CDFG	AS	ASI	M S	6/15/2011	5/1/2011	6/1/2011		-	-	-	BIO-15
BIO-15	PC	Provide written verification to the CEC that the compensation lands or conservation easements have been acquired and recorded in favor of the approved recipients.	Provide written verification to the CEC that the compensation lands or conservation easements have been aquired and recorded in favor of the approved recipients.	30 days prior to ground disturbance	CEC/CDFG	AS	ASI	M S	-	2/18/2011 PFLAF submitted to CEC	3/23/2011 to CEC CDFG Approved Revised PFLAF 3/18/2011		-	-	-	BIO-15
BIO-15	PC, CONS	Provide CEC with a management plan for review and approval, in consultation with CDFG, for the compensation lands and associated funds.	Provide CEC with a management plan for review and approval, in consultation with CDFG, for the compensation lands and associated funds.	within 6 months of land purchase	CEC/CDFG	AS	ASI	M S	1/1/2011	3/27/2012	4/16/2012		-	-	-	BIO-15
BIO-15	COMM	Provide to the CEC verification that disturbance to desert tortoise and MGS habitat did not exceed 430 acres, and that construction activities did not result in impacts to desert tortoise, MGS, and burrowing owl habitat adjacent to work areas. If habitat disturbance exceeds that described in this analysis, the CEC shall notify of any additional funds required or lands that must be purchased.	Provide to the CEC verification that disturbance to desert tortoise and MGS habitat did not exceed 430 acres, and that construction activities did not result in impacts to desert tortoise, MGS, and burrowing owl habitat adjacent to work areas. If habitat disturbance exceeds that described in this analysis, the CEC shall notify of any additional funds required or lands that must be purchased.	90 days after construction completion	CEC	AS	ASI	H B	As Req.	As Req.	As Req.		-	-	-	BIO-15
BIO-15	PC	If electing to use an in-lieu fee provision, request from the Energy Commission a determination that the project's in-lieu fee proposal meets CEQA and CESA requirements.	If electing to use an in-lieu fee provision, request from the Energy Commission a determination that the project's in-lieu fee proposal meets CEQA and CESA requirements.	As required	CEC	AS	ASI	M S	As Req.	As Req.	As Req.		-	-	-	BIO-15
BIO-16	PC	Project owner shall submit to the CEC a copy of the Energy Commission staff- and CDFG-approved Tamarisk Eradication Monitoring and Reporting Plan, including success criteria.	Project owner shall submit to the CEC a copy of the Energy Commission staff- and CDFG-approved Tamarisk Eradication Monitoring and Reporting Plan, including success criteria.	30 days prior to ground disturbance	CEC	AS	ASI	M S	7/29/2011	6/1/2011	7/1/2011		-	-	-	BIO-16
BIO-16	CONS, COMM, OPS	The Designated Biologist shall submit annual reports to the CEC and CDFG describing the dates, durations and results of monitoring. Reports shall fully describe any actions taken to remedy regrowth. [Monitoring and maintenance of the site shall be conducted for five years unless less monitoring can be justified. Following the first year of monitoring, if the project owner petitions to terminate the monitoring program, staff and CDFG will determine whether more years are of monitoring are needed.]	The Designated Biologist shall submit annual reports to the CEC and CDFG describing the dates, durations and results of monitoring. Reports shall fully describe any actions taken to remedy regrowth. [Monitoring and maintenance of the site shall be conducted for five years unless less monitoring can be justified. Following the first year of monitoring, if the project owner petitions to terminate the monitoring program, staff and CDFG will determine whether more years are of monitoring are needed.]	ACR	CEC	AS	ASI	H B	Annually	Annually	Annually		-	-	-	BIO-16
BIO-16	CONS, OPS	The CEC and CDFG shall verify compliance with protective measures to ensure the accuracy of the PO's mitigation, monitoring and reporting efforts; and review relevant documents maintained by the project owner, interview the project owner's employees and agents, inspect the work site and take other actions as necessary to assess compliance with or effectiveness of protective measures.	The CEC and CDFG shall verify compliance with protective measures to ensure the accuracy of the PO's mitigation, monitoring and reporting efforts; and review relevant documents maintained by the project owner, interview the project owner's employees and agents, inspect the work site and take other actions as necessary to assess compliance with or effectiveness of protective measures.	None	CEC, CDFG	AS	ASI	H B	As Req.	As Req.	As Req.		-	-	-	BIO-16
BIO-17	PC	Monitoring Impacts of Solar Collection Technology on Birds: Submit to the CEC, USFWS, and CDFG a draft Bird Monitoring Study.	Monitoring Impacts of Solar Collection Technology on Birds: Submit to the CEC, USFWS, and CDFG a draft Bird Monitoring Study.	60 days prior to ground disturbance	CEC, CDFG, USFWS	AS	ASI	M S	6/15/2011	5/15/2011	6/1/2011		-	-	-	BIO-17
BIO-17	PC	Provide CEC with the final version of the Bird Monitoring Plan that has been reviewed and approved by the CEC, in consultation with CDFG and USFWS.	Provide CEC with the final version of the Bird Monitoring Plan that has been reviewed and approved by the CEC, in consultation with CDFG and USFWS.	30 days prior to ground disturbance	CEC, CDFG, USFWS	AS	ASI	M S	6/15/2011	5/15/2011	6/1/2011	12/16/13, BIO17-00-01	-	-	-	BIO-17
BIO-17	OPS	Reports to the CEC, CDFG and USFWS describing the dates, durations and results of monitoring. Reports shall provide a detailed description of any project related bird or wildlife deaths or injuries detected.	Reports to the CEC, CDFG and USFWS describing the dates, durations and results of monitoring. Reports shall provide a detailed description of any project related bird or wildlife deaths or injuries detected.	Quarterly after COD, for at least 2 years	CEC, CDFG	AS	ASI	H B	As Req.	As Req.	As Req.		-	-	-	BIO-17
BIO-17	OPS	Annual Report summarizing the year's data, analyzes any Project-related bird fatalities or injuries detected, and provides recommendations for future monitoring and any adaptive management actions needed. Provided to the CEC, CDFG, and USFWS.	Annual Report summarizing the year's data, analyzes any Project-related bird fatalities or injuries detected, and provides recommendations for future monitoring and any adaptive management actions needed. Provided to the CEC, CDFG, and USFWS.	ACR	CEC, CDFG, USFWS	AS	ASI	H B	As Req.	As Req.	As Req.		-	-	-	BIO-17
BIO-17	OPS	Quarterly reports shall continue until the CEC, in consultation with CDFG and USFWS, determine whether more years of monitoring are needed, and whether mitigation and/or adaptive management measures are necessary.	Quarterly reports shall continue until the CEC, in consultation with CDFG and USFWS, determine whether more years of monitoring are needed, and whether mitigation and/or adaptive management measures are necessary.	As required	CEC, CDFG, USFWS	AS	ASI	H B	As Req.	As Req.	As Req.		-	-	-	BIO-17
BIO-17	OPS	Prepare a paper describing the study design and monitoring results to be submitted to a peer-reviewed scientific journal. Proof of submittal provided to the CEC within one year of concluding the monitoring study.	Prepare a paper describing the study design and monitoring results to be submitted to a peer-reviewed scientific journal. Proof of submittal provided to the CEC within one year of concluding the monitoring study.	1 year after conclusion of study	CEC, CDFG, USFWS	AS	ASI	H B	As Req.	As Req.	As Req.		-	-	-	BIO-17
BIO-18	PC	Provide CEC, USFWS and CDFG with the final version of the Raven Management Plan that has been reviewed and approved by USFWS and CDFG. CEC shall determine the plan's acceptability within 10 days of receipt of the final plan.	Provide CEC, USFWS and CDFG with the final version of the Raven Management Plan that has been reviewed and approved by USFWS and CDFG. CEC shall determine the plan's acceptability within 10 days of receipt of the final plan.	30 days prior to ground disturbance	CEC, CDFG, USFWS	AS	ASI	M S	6/15/2011	5/1/2011	6/1/2011		-	-	-	BIO-18
BIO-18	PC, CONS, COMM, OPS	All modifications to the approved Raven Management Plan must be made only after consultation with the Energy Commission staff, USFWS, and CDFG. The project owner shall notify the CEC no less than five working days before implementing any CEC-approved modifications to the Raven Plan.	All modifications to the approved Raven Management Plan must be made only after consultation with the Energy Commission staff, USFWS, and CDFG. The project owner shall notify the CEC no less than five working days before implementing any CEC-approved modifications to the Raven Plan.	5 days prior to implementation	CEC, CDFG, USFWS	AS	ASI	M S	6/15/2011	5/1/2011	6/1/2011		-	-	-	BIO-18
BIO-18	PC	Submit to the CEC verification of payment to the REAT Account to support the regional raven monitoring plan. Payment shall be included in the AMS project's land management enhancement fund, pursuant to Condition of Certification BIO-15 (5(D)).	Submit to the CEC verification of payment to the REAT Account to support the regional raven monitoring plan. Payment shall be included in the AMS project's land management enhancement fund, pursuant to Condition of Certification BIO-15 (5(D)).	Prior to ground disturbance	CEC, CDFG, USFWS	AS	ASI	M S	6/15/2011	5/1/2011	6/1/2011		-	-	-	BIO-18
BIO-18	COMM & OPS	Provide to the CEC for review and approval a report identifying which items of the Raven Plan have been completed, a summary of all modifications to mitigation measures made during the project's construction phase, and which items are still outstanding.	Provide to the CEC for review and approval a report identifying which items of the Raven Plan have been completed, a summary of all modifications to mitigation measures made during the project's construction phase, and which items are still outstanding.	30 days after completion of construction	CEC, CDFG, USFWS	AS	ASI	H B	8/1/2014	-	-		-	-	-	BIO-18
BIO-19	COMM & OPS	Submit a draft Evaporation Pond Monitoring and Adaptive Management plan to the CEC that incorporates the guidance in this condition.	Submit a draft Evaporation Pond Monitoring and Adaptive Management plan to the CEC that incorporates the guidance in this condition.	90 days prior to operation of evaporation ponds	CEC, CDFG, USFWS	AS	ASI	H B		2/3/2014	PENDING		-	-	-	BIO-19
BIO-19	COMM & OPS	Provide the CEC, USFWS, RWQCB and CDFG with the final version of the Plan that has been reviewed and approved by the CEC in consultation with USFWS, RWQCB, and CDFG.	Provide the CEC, USFWS, RWQCB and CDFG with the final version of the Plan that has been reviewed and approved by the CEC in consultation with USFWS, RWQCB, and CDFG.	30 days prior to operation of evap ponds	CEC, CDFG, USFWS	AS	ASI	H B	-	-	-		-	-	-	BIO-19
BIO-19	OPS	Notify the CEC no less than 5 working days before implementing any CEC approved modifications to the Evaporation Pond Plan.	Notify the CEC no less than 5 working days before implementing any CEC approved modifications to the Evaporation Pond Plan.	As required	CEC, CDFG, USFWS	AS	ASI	H B	As Req.	As Req.	-		-	-	-	BIO-19
BIO-20	CONS	Provide proof, to the satisfaction of the CEC, that the alternate well is completed and able to effectively convey a minimum of 75 acre feet per year to the Harper Dry Lake Marsh. Proof shall include, but not be limited to, a description of the well parameters, as constructed.	Provide proof, to the satisfaction of the CEC, that the alternate well is completed and able to effectively convey a minimum of 75 acre feet per year to the Harper Dry Lake Marsh. Proof shall include, but not be limited to, a description of the well parameters, as constructed.	15 days prior to decomissioning well	CEC	A/T+AS	ASI	T B	8/15/2012	7/1/2012	9/1/2012		-	-	-	BIO-20
BIO-21	PC	Submit USFWS Biological Opinion to CEC.	Submit to CEC copy of USFWS Biological Opinion. Verify that the permit terms and conditions of the Biological Opinion are incorporated into the BRMIMP and will be implemented.	45 days prior to site mobilization	CEC	AS	ASI	M S	6/15/2011	4/1/2011	6/1/2011		-	-	-	BIO-21
CUL-1	PC	Prior to the start of ground dis	Design of proposed structures and grading plan.	45 days prior to ground disturbance	CEC	AS	ASI	M S	6/15/2011	4/1/2011	6/1/2011		-	-	-	CUL-1
CUL-1	PC	CRS to provide letter to CEC.	CRS shall provide a letter naming anticipated CRMs for the project and stating that they meet the minimum requirements for cultural resource monitoring.	20 days prior to ground disturbance	CEC	AS	CRS	CRS	8/1/2011	4/1/2011	8/1/2011		-	-	-	CUL-1
CUL-1	PC	CRS to provide additional letters to CEC.	If additional CRMs are obtained during the project, the CRS shall provide additional letters to the CPM identifying the CRMs and attesting to the qualifications of the CRMs.	5 days prior to CRMs beginning on-site duties	CEC	AS	CRS	CRS	8/20/2011	4/1/2011	8/20/2011	10/25/2013	-	-	-	CUL-1
CUL-1	PC	Provide resumes of specialist to CEC.	Resumes of specialists provided to CEC for review and approval.	10 days prior to specialists begin work	CEC	AS	CRS	CRS	8/9/2011	4/1/2011	8/9/2011	CUL1-14-00 4/21/14 Follow-up inquiry to 4/11/14 Alternate CRS	-	-	-	CUL-1
CUL-1	PC	Confirm to CEC in writing that CRS is available and on site.	Project owner shall confirm in writing to the CEC that the approved CRS will be available for onsite work and is prepared to implement the cultural resources conditions.	10 days prior to ground disturbance	CEC	AS	CRS	CRS	8/9/2011	4/1/2011	8/9/2011		-	-	-	CUL-1

Cond. #	Sort Code	Description	Verification/Action/Submittal Required by Project Owner	Timeframe	Involved Agencies	Lead Respons. Party	Responsible Discipline	Lead Engineer/ Manager	Required Approval Date Drws/Docs	Actual Submittal Date Drws/Docs	Actual Approval Date Drws/Docs	(Submittal due to Change)	Approved As-Builts	Approved Inspection	COO	Cond. #
CUL-2	PC	Provide CRS documents to CEC.	The project owner shall provide the AFC, data responses, and confidential cultural resources documents to the CRS, if needed, and the subject maps and drawings to the CRS and CPM. The CPM will review submittals in consultation with the CRS and approve maps and drawings suitable for cultural resources planning activities.	40 days prior to ground disturbance	CEC	AS	ASI	M S	7/20/2011	4/1/2011	7/20/2011		-	-	-	CUL-2
CUL-2	PC	If there are changes to any project-related footprint, revised maps and drawings shall be provided.	If there are changes to any project-related footprint, revised maps and drawings shall be provided.	15 days prior to ground disturbance	CEC	AS	ASI	M S	8/1/2011	4/1/2011	8/1/2011		-	-	-	CUL-2
CUL-2	PC	If project construction is phased, if not previously provided, submit the subject maps and drawings.	If project construction is phased, if not previously provided, submit the subject maps and drawings.	15 days prior to each phase	CEC	AS	ASI	M S	8/1/2011	4/1/2011	8/1/2011		-	-	-	CUL-2
CUL-2	CONS	CRS to provide schedule to CEC.	Current schedule of anticipated project activity shall be provided to the CRS and CEC by letter, e-mail or fax.	Weekly during ground disturbance	CEC	AS	ASI Staff	ASI Staff	As Req.	As Req.	As Req.		-	-	-	CUL-2
CUL-2	CONS	Provide written notice of any changes.	Provide written notice of any changes to scheduling of construction phase.	within 5 days of identifying changes	CEC	AS	ASI Staff	ASI Staff	As Req.	As Req.	As Req.		-	-	-	CUL-2
CUL-3	PC	Submit CRMMP to CEC.	Submit the Cultural Resources Monitoring and Mitigation Plan (CRMMP) to the CEC for review and approval.	30 days prior to ground disturbance	CEC	AS	ASI	M S	7/29/2011	6/1/2011	7/1/2011		-	-	-	CUL-3
CUL-3	PC	Letter provided to the CEC indicating that the owner agrees to pay curation fees for any materials collected as a result of the archaeological investigations.	Letter provided to the CEC indicating that the owner agrees to pay curation fees for any materials collected as a result of the archaeological investigations.	30 days prior to ground disturbance	CEC	AS	ASI	M S	7/29/2011	6/1/2011	7/1/2011		-	-	-	CUL-3
CUL-4	CONS	Submit the Cultural Resources Report (CRR) to the CEC for review and approval.	Submit the Cultural Resources Report (CRR) to the CEC for review and approval. If any reports have previously been sent to the California Historical Resource Information System (CHRIS), then receipt letters from the CHRIS or other verification of receipt shall be included in an appendix.	90 days after completion of ground disturbance (including landscaping)	CEC	AS	ASI Staff	ASI Staff	10/1/2014	As Req.	As Req.		-	-	-	CUL-4
CUL-4	CONS	Provide copy of agreement with, or other written commitment from, a curation facility that meets the standards stated in the CA State Historical Resources Commissions' *Guidelines for the Curation of Archeological Collections*, to accept cultural materials, if any, from this project. Any agreements concerning curation will be retained and available for audit for the life of the project.	Provide copy of agreement with, or other written commitment from, a curation facility that meets the standards stated in the CA State Historical Resources Commissions' *Guidelines for the Curation of Archeological Collections*, to accept cultural materials, if any, from this project. Any agreements concerning curation will be retained and available for audit for the life of the project.	90 days after completion of ground disturbance (including landscaping)	CEC	AS	ASI Staff	ASI Staff	10/1/2014	As Req.	As Req.		-	-	-	CUL-4
CUL-4	CONS	Provide documentation to the CEC confirming that copies of the CRR have been provided to the SHPO, the CHRIS and the curating institution, if archaeological materials were collected.	Provide documentation to the CEC confirming that copies of the CRR have been provided to the SHPO, the CHRIS and the curating institution, if archaeological materials were collected.	within 10 days of CEC approval	CEC	AS	ASI Staff	ASI Staff	7/10/2014	As Req.	As Req.		-	-	-	CUL-4
CUL-4	CONS	Submit a draft CRR to the CEC for review and approval.	Submit a draft CRR to the CEC for review and approval.	within 30 days after requesting a suspension of construction activities	CEC	AS	ASI Staff	ASI Staff	8/1/2014	As Req.	As Req.		-	-	-	CUL-4
CUL-5	PC	The CRS shall provide the training program draft text and graphics and the informational brochure to the CEC for review and approval. The CPM will provide to the project owner a WEAP Training Acknowledgement form for each WEAP-trained worker to sign.	The CRS shall provide the training program draft text and graphics and the informational brochure to the CEC for review and approval. The CPM will provide to the project owner a WEAP Training Acknowledgement form for each WEAP-trained worker to sign.	30 days prior to ground disturbance	CEC	AS	ASI	M S	7/29/2011	5/29/2011	6/29/2011		-	-	-	CUL-5
CUL-5	COMM	On a monthly basis, until ground disturbance is completed, the project owner shall provide in the MCR the WEAP Training Acknowledgement forms of workers at the project site and on the linear facilities who have completed training in the prior month and a running total of all persons who have completed training to date.	On a monthly basis, until ground disturbance is completed, the project owner shall provide in the MCR the WEAP Training Acknowledgement forms of workers at the project site and on the linear facilities who have completed training in the prior month and a running total of all persons who have completed training to date.	MCR	CEC	AS	ASI Staff	ASI Staff	Monthly	Monthly	Monthly		-	-	-	CUL-5
CUL-6	PC	CEC will provide to the CRS an electronic copy of a form to be used as a daily monitoring log.	CEC will provide to the CRS an electronic copy of a form to be used as a daily monitoring log.	30 days prior to ground disturbance	CEC/CRS	AS	ASI	M S	7/29/2011	5/29/2011	6/29/2011		-	-	-	CUL-6
CUL-6	CONS	While monitoring is on-going, include a copy of the monthly summary report of cultural resources-related monitoring prepared by the CRS.	While monitoring is on-going, include a copy of the monthly summary report of cultural resources-related monitoring prepared by the CRS.	MCR	CEC	AS	ASI Staff	ASI Staff	As Req.	As Req.	As Req.		-	-	-	CUL-6
CUL-6	CONS	Daily, as long as no cultural resources are found, the CRS shall provide a statement that "no cultural resources over 50 years of age were discovered" to the CEC as an e-mail, or in some other form acceptable to the CEC. If the CRS concludes that daily reporting is no longer necessary, a letter or e-mail providing a detailed justification for the decision to reduce or end daily reporting shall be provided to the CEC for review and approval at least 24 hours prior to reducing or ending daily reporting.	Daily, as long as no cultural resources are found, the CRS shall provide a statement that "no cultural resources over 50 years of age were discovered" to the CEC as an e-mail, or in some other form acceptable to the CEC. If the CRS concludes that daily reporting is no longer necessary, a letter or e-mail providing a detailed justification for the decision to reduce or end daily reporting shall be provided to the CEC for review and approval at least 24 hours prior to reducing or ending daily reporting.	Daily logs emailed to CEC	CEC	AS	ASI Staff	ASI Staff	Daily	Daily	Daily		-	-	-	CUL-6
CUL-6	CONS	At least 24 hours prior to implementing a proposed change in monitoring level, documentation justifying the change shall be submitted to the CEC for review and approval.	At least 24 hours prior to implementing a proposed change in monitoring level, documentation justifying the change shall be submitted to the CEC for review and approval.	24 hours prior to implementing a proposed change	CEC	AS	ASI Staff	ASI Staff	As Req.	As Req.	As Req.		-	-	-	CUL-6
CUL-6	CONS	Following the discovery of any Native American cultural materials, submit to the CEC copies of the information transmittal letters sent to the Chairperson of the Native American tribes or groups who requested the information. Additionally, submit to the CEC copies of letters of transmittal for all subsequent responses to Native American requests for notification, consultation, and reports and records and any comments or information provided in response by the Native Americans.	Following the discovery of any Native American cultural materials, submit to the CEC copies of the information transmittal letters sent to the Chairperson of the Native American tribes or groups who requested the information. Additionally, submit to the CEC copies of letters of transmittal for all subsequent responses to Native American requests for notification, consultation, and reports and records and any comments or information provided in response by the Native Americans.	30 days after discovery of Native American Artifacts	CEC	AS	ASI Staff	ASI Staff	As Req.	As Req.	As Req.		-	-	-	CUL-6
CUL-7	PC	Provide CEC and CRS letter to give CRM's authority to halt construction activities given a culture resource discovery is found.	Provide the CEC and CRS with a letter confirming that the CRS, alternate CRS and CRMs have the authority to halt construction activities in the vicinity of a cultural resource discovery, and that the project owner shall ensure that the CRS notifies the CEC within 24 hours of a discovery or by Monday morning if the cultural resources discovery occurs between 8:00 AM on Friday and 8:00 AM on Sunday morning.	30 days prior to ground disturbance	CEC/CRS	AS	ASI	M S	7/29/2011	5/29/2011	6/29/2011		-	-	-	CUL-7
CUL-7	CONS	Submit CRS form no less than 24 hours after a cultural resource is found.	Completed DPR 523 forms for resources newly discovered during construction shall be submitted to the CEC for review and approval no later than 24 hours following the notification of the CEC, or 48 hours following the completion of data recordation/recovery, whichever the CRS decides is more appropriate for the subject cultural resource.	24 hours following the notification of the CEC.	CEC	AS	ASI	H B	As Req.	As Req.	As Req.		-	-	-	CUL-7
HAZ-1	OPS	Provide Hazardous Materials list to CEC.	Provide to the CEC a list of hazardous materials contained at the facility.	MCR	CEC	A/T + AS	Permitting/ASI	S P/H B	As Req.	As Req.	As Req.	4/30/2014 HAZ1-01-00	5/20/2014 CEC APPROVAL	-	-	HAZ-1
HAZ-2	CONS	Provide a Haz Mat Business Plan, SPCC Plan and Process Safety Management Plan to SBC for comment and CEC for review.	At least 60 days prior to receiving any hazardous material on the site for commissioning or operations, the project owner shall provide a copy of a final Hazardous Materials Business Plan, Spill Prevention, Control, and Countermeasure Plan, and a Process Safety Management Plan to the CEC for approval.	60 days prior to receiving hazardous material for COMM or OPS	SBC/CEC	A/T + AS	ASI/Permitting	H B/S P	12/15/2013	7/23/2013	HAZ2-00-00 HMBP Provided to the CEC and SBC 07.23.2013 CEC approval 08.01.2013 HAZ2-00-01 PSM SPCC Provided to the CEC 10.29.2013 SPCC CEC approval 11.25.2013 PSMP 02/10/2014	4/23/14 HAZ2-05-00 Chemical cleaning procedure proposal revision waster water to Baker tanks & roads 03/25/2014 revised 3/26/2014 HMBP HAZ2-03-00	5/2/2014 Approval HAZ2-04-00 4/29/14 Approval HAZ2-05-00 4/16/14 HAZ2-03-00 HMBP Revision Update Approval HAZ2-02-00 CEC approval 03/03/2014 Revision of the SPCC	-	-	HAZ-2
HAZ-3	CONS	Provide a Safety Management Plan to the CEC.	Provide a Safety Management Plan as described to the CEC for review and approval.	60 days prior to delivery of any liquid hazardous materials to facility	CEC	A/T + AS	ASI/Permitting	H B/S P	8/15/2013	7/16/2013	HAZ3-01-01 Safety Management Plan Provided to the CEC 07.16.2013 CEC approval 08.01.2013 Revised 10.31.2013 CEC approval 01.30.2014		-	-	-	HAZ-3
HAZ-4	CONS	Provide HTF Pipe Loop Drawings to CEC.	Provide the design drawings as described in COC HAZ-4 to the CPM for review and approval. [The project owner shall place an adequate number of isolation valves in the Heat transfer Fluid (HTF) pipe loops so as to be able to isolate a solar collector loop in the event of a leak of fluid.]	60 days prior to commencement of solar array construction	CEC	A/T	Permitting	S P	4/12/2013	8/12/2012 initial, 4/12/2013 final	6/3/2013		-	-	-	HAZ-4
HAZ-5	PC	Submit Site Security plan 30 days prior to construction.	Notify the CPM that a site-specific Construction Security Plan is available for review and approval.	30 days prior to construction	CEC	A/T	Permitting	S P	4/24/2013	6/22/2011 initial, 4/24/2013 final	6/3/2013		-	-	-	HAZ-5
HAZ-6	COMM	Provide the Site-specific Security plan to the CEC for review and approval.	The project owner shall notify the CEC that a site-specific operations site security plan is available for review and approval.	30 days prior to initial receipt of hazardous materials on-site	CEC	A/T + AS	ASI/Permitting	H B/S P	12/15/2013	12/17/2013	HAZ6-00-00 SENT TO THE CEC 12.17.2013 CONDITIONAL APPROVAL 01.07.2014 FINAL APPROVAL PENDING		-	-	-	HAZ-6
HAZ-6	COMM & OPS	Provide statement in ACR that background checks for all employees have been performed.	In the annual compliance report, the project owner shall include a statement that all current project employee and appropriate contractor background investigations have been performed, and that updated certification statements have been appended to the operations security plan. In the annual compliance report, the project owner shall include a statement that the operations security plan includes all current hazardous materials transport vendor certifications for security plans and employee background investigations.	ACR	CEC	AS	ASI Staff	ASI Staff	As Req.	As Req.	HAZ6-01-00 (should be HAZ6-01-01) CEC approved 03/03/2014		-	-	-	HAZ-6
HAZ-7	CONS	Provide HTF crossing plans for Harper Lake Road to the CEC for review and approval.	Provide the design drawings as described in COC HAZ-7 to the CEC for review and approval. [The project owner shall ensure that all pipes carrying heat transfer fluid (HTF), all command and control systems, and the fire water loop that are required to cross Harper Lake Road or Lockhart Road will be placed underground for the crossing.] 12/12/2012 CEC Notice od Decision noted fire water loops need not be placed in soalr field.	60 days prior to commencement of solar array piping construction	CEC	A/T	Permitting	S P	4/9/2013	7/6/2012 initial, 4/9/2013 final	6/3/2013		-	-	-	HAZ-7
LAND-1	PC	Provide Mitigation fee to an Agricultural Land Trust approved by CEC.	Provide a mitigation fee payment to an agricultural land trust such as the Transition Habitat Conservancy or any other land trust that has been previously approved by the CEC prior to the start of construction. The fee payment will be determined by an independent appraisal conducted on available, comparable, farmland property on behalf of the agricultural land trust. The project owner shall pay all costs associated with the appraisal.	prior to the start of construction	CEC	AS	ASI	M S	7/29/2011	6/29/2011	7/29/2011		-	-	-	LAND-1
LAND-1	OPS	Provide CEC proof that fee has been paid and 128 acres of farm land have been purchased within 3 years after commercial operation has begun.	Provide documentation to the CEC that the fee has been paid and that the 128 acres of farmland and/or easements shall be purchased within three years of start of operation as compensation for the 128 acres of FMMP designated Important Farmland to be converted by the AMS project. The documentation also shall guarantee that the land/easements purchased by the trust will be located in San Bernardino County and will be available in perpetuity for productive agricultural use. If no available land or easements can be purchased in San Bernardino County, then the purchase of lands/easements in other areas within western Mojave or adjacent counties, such as Kern County or Riverside County, is acceptable.	3 years after commercial operation	CEC	AS	ASI Staff	ASI Staff	As Req.	As Req.	As Req.		-	-	-	LAND-1
LAND-1	OPS	Provide CEC update of lease purchase.	Provide to the CEC updates on the status of farmland/easement purchase(s).	ACR	CEC	AS	ASI Staff	ASI Staff	As Req.	As Req.	As Req.		-	-	-	LAND-1

Cond. #	Sort Code	Description	Verification/Action/Submittal Required by Project Owner	Timeframe	Involved Agencies	Lead Respons. Party	Responsible Discipline	Lead Engineer/ Manager	Required Approval Date Drws/Docs	Actual Submittal Date Drws/Docs	Actual Approval Date Drws/Docs	(Submittal due to Change)	Approved As-Builts	Approved Inspection	COO	Cond. #
LAND-2	OPS	Submit closure plan within 12 months of planned closure.	Consistent with the requirements of COMPLIANCE-11, incorporate the applicable requirements of the San Bernardino County Development Code section 84.29.060, Decommissioning Requirements, into the AMS Facility Closure Plan, to the extent feasible, and in as much as the county requirements do not conflict with the California Energy Commission's requirements and standards related to the closure of power generating facilities. Consistent with the requirements of COMPLIANCE-11, submit the Facility Closure Plan to the CEC.	12 months prior to planned closure/decommissioning	CEC/SBC	AS	ASI Staff	ASI Staff	As Req.	As Req.	As Req.		-	-	-	LAND-2
LAND-3	PC	Submit final plat to CEC.	Submit evidence to the CEC, indicating approval of the merger of parcels by San Bernardino County, or written approval of another process that is acceptable to the county. Shall include evidence of compliance with all conditions and requirements associated with the approval of the Certificate of Merger and/or Notice of Lot Line Adjustment by the county. If all parcels or portions of parcels are not owned by the PO at the time of the merger, a separate deed shall be executed and recorded with the county recorder. A copy of the recorded deed shall be submitted to the CEC, as part of the compliance package.	30 days prior to construction	CEC/SBC	AS	ASI	M S	7/29/2013	6/29/2011	7/29/2013		-	-	-	LAND-3
NOISE-1	PC	Submit to CEC statement signed by owner that notification was performed.	The project owner shall transmit to the compliance project manager (CEC) a statement, signed by the project owner's project manager, stating that the above notification has been performed, and describing the method of that notification. This communication shall also verify that the telephone number has been established and posted at the site, and shall provide that telephone number.	15 days prior to ground disturbance	CEC	AS	ASI	M S	8/1/2013	6/1/2011	8/1/2013		-	-	-	NOISE-1
NOISE-2	CONS & OPS	Submit any Noise Complaint to CEC within 5 days of receipt.	The project owner shall file a Noise Complaint Resolution Form, shown below, with both the local jurisdiction and the CEC, that documents the resolution of the complaint. If mitigation is required to resolve the complaint, and the complaint is not resolved within a three-day period, the project owner shall submit an updated Noise Complaint Resolution Form when the mitigation is performed and complete.	within 5 days of receiving complaint	CEC	A/T + AS	Permitting/ASI	M S/S P	As Req.	As Req.	As Req.		-	-	-	NOISE-2
NOISE-3	PC	Submit Noise Control plan.	Submit the noise control program to the CEC. Make the program available to Cal-OSHA upon request.	30 days prior to ground disturbance	CEC/CAL-OSHA	A/T + AS	Permitting/ASI	M S/S P	6/29/2011	5/29/2011	6/29/2011		-	-	-	NOISE-3
NOISE-4	OPS	Conduct 25 hour survey at LT-1 on a windy day.	Conduct a 25 hour survey at LT-1 on a windy day. It shall include measurement of one-third octave band sound pressure levels to ensure no new pure-tone noise components have been caused by the project.	within 90 days of project achieving sustained output >= 90% of rated capacity	CEC	AS	ASI Staff	H B	4/1/2014	-	-		-	-	-	NOISE-4
NOISE-4	OPS	Submit summary report 30 days after completing survey	Submit a summary report to the CEC. Include a description of any additional mitigation measures necessary to achieve compliance with the listed noise limit, and a schedule for implementing these measures. When the measures are in place the survey shall be repeated.	within 30 days of completing survey	CEC	AS	ASI Staff	H B	11/1/2014	-	-		-	-	-	NOISE-4
NOISE-4	OPS	Submit a copy of summary report to CEC.	Submit to the CEC a summary report of the new noise survey, performed as described and showing compliance with this condition.	within 30 days of completing new survey	CEC	AS	ASI Staff	H B	11/1/2014	-	-		-	-	-	NOISE-4
NOISE-5	OPS	Conduct occupational noise survey.	The project owner shall conduct an occupational noise survey to identify any noise hazardous areas in the facility.	after achieving sustained output >= 90% of rated capacity	CEC	AS	ASI Staff	H B	2/1/2014	-	-		-	-	-	NOISE-5
NOISE-5	OPS	Submit Noise survey to CEC.	Submit noise survey report to the CEC. Make the report available to OSHA and Cal-OSHA on request.	within 30 days of completing survey	CEC	AS	ASI Staff	H B	8/1/2014	-	-		-	-	-	NOISE-5
NOISE-6	PC	Sunmit to CEC statement acknowledging the restrictions will be observed throughout construction.	Transmit to the CEC a statement acknowledging that the restrictions will be observed throughout the construction of the project.	Prior to ground disturbance	CEC	AS	ASI	M S	6/29/2011	5/29/2011 (NOISE-01-00, approved 6/29/11)	NOISE-02-00 SENT TO THE CEC 07.12.2013 APPROVED 07.12.2013 NOISE-03-00 SENT TO THE CEC 12.12.2013 APPROVED 12.20.2013		-	-	-	NOISE-6
NOISE-7	COMM	Notify all residents and businesses within 2 miles of the site 30 days prior to start of project.	Notify all residents and business owners within two miles of the project site. The notification may be in the form of letters, phone calls, fliers, or other effective means as approved by the CEC. The notification shall include a description of the purpose and nature of the steam blow(s), the planned schedule, expected sound levels, and explanation that it is a one-time activity and not part of normal plant operation. During steam blow activities, noise levels will be monitored at receptor locations LT-1, S1-1 and S1-2 and the results reported to the CEC.	15 days prior to the first steam blow	CEC	A/T + AS	Permitting/ASI	H B/S P		4/18/14 NOISE7-00-00 Submittal	4/22/14 NOISE7-00-00 Approval		-	-		NOISE-7
PUBLIC HEALTH-1	COMM	Submit Cooling Water Management Plan to CEC.	The Cooling Water Management Plan shall be provided to the CPM for review and approval.	60 days prior to commencement of cooling tower operations	CEC	A/T + AS	ASI/Permitting	H B/S P	5/1/2014	Public Health-1-00-0 2/14/2014	Public Health-1-00-0 2/28/2014		-	-	-	PUBLIC HEALTH-1
SOIL&WATER-1	PC	Prior to site mobilization, the project owner shall obtain the CPM approval for a site specific DESCP.	DESCP shall be consistent with the grading and drainage plan as required by Condition of Certification CIVIL-1 and relevant portions of the DESCP shall be submitted to the CBO for review and approval.	No later than 60 days prior to site mobilization	Submit simultaneously to the County of San Bernardino and Lahontan RWQCB no later than 60 days prior to site mobilization	A/T	Permitting	S P	6/29/2011	4/29/2011	6/29/2011		-	-	-	SOIL&WATER-1
SOIL&WATER-1	PC	Submit DESCP Plan to CEC, SBC and RWQCB	Submit a copy of the Drainage, Erosion, and Sediment Control Plan (DESCP) to the County of San Bernadino and the RWQCB for review and comment. CPM shall consider comments from county and RWQCB and approve the DESCP based upon comments as appropriate.	After review comments have been received	CPM shall consider comments from the County of San Bernardino and Lahontan RWQCB and approve the DESCP based on comments as appropriate	A/T	Permitting	S P	6/29/2011	4/29/2011	6/29/2011		5/5/2014 SWAT1-03-00 Approval DESCP revision	-	-	SOIL&WATER-1
SOIL&WATER-1	CONS	Provide SWPPP Udates in MCR.	Provide an analysis on the effectiveness of the drainage, erosion, and sediment control measures and the results of monitoring and maintenance activities.	Monthly during construction	CPM	A/T	Permitting	S P	Monthly	Monthly	Monthly		-	-	-	SOIL&WATER-1
SOIL&WATER-1	OPS	Provide SWPPP Udates to CEC.	Provide information on the results of storm water BMP monitoring and maintenance activities. Also indicate what maintenance activities were completed to maintain the project's on-site storm water flow.	Annually once operational	CEC	A/T	Permitting	S P	Annually	Annually	Annually		-	-	-	SOIL&WATER-1
SOIL&WATER-1	CONS & OPS	Provide 2 Copies of SWPPP Udates to CEC.	Provide the CPM with two copies each of all monitoring or compliance reports.	As required	CEC	A/T + AS	Permitting/ASI	H B/S P	As Req.	As Req.	As Req.		-	-	-	SOIL&WATER-1
SOIL&WATER-2	COMM	The project owner shall comply with the Waste Discharge Requirements (WDR's) established in Soil and Water Resources Appendices C, D and E for the construction and operation of the surface impoundments (evaporation ponds), land treatment units, and storm water management system.	Provide documentation to the CPM, with copies to the Lahontan RWQCB, demonstrating compliance with the WDRs established in Appendices C, D, and E.	No later than 60 days prior to wastewater or stormwater discharge or use of land treatment units	Submit copies to both Lahontan RWQCB and CEC no later than 60 days prior to wastewater or stormwater discharge or use of land treatment units	A/T + AS	Permitting/ASI	H B/S P		6/8/2013 for LTU's 5/1/2013 for Evap Pond 8/14/2013 Monitoring wells	8/8/2013 for LTU's, 6/11/2013 for Evap Pond,SWAT2-03-01 Monitoring Wells Into the CEC 11.26.2013 Approved 01.10.2014 SWAT2-05-00 Bioremediation Plan Submitted to CEC 2.7.2014 Pending	6-20-14 Bioremediation Manual for NTF contaminated soil SWAT2-06-01 6-30-14 SWAT2-09-00 Final DMP&QMP SWAT2-08-02 Schedule Change Supercedes SWAT2-08-01 4/23/14 SWAT2-08-01 Mojave Test/Cleaning Water plan Revision 4/23/14 SWAT2-07-02 CEC and LRWQCB submittal response regarding early discharge request	6/17/14 SWAT2-08-02 Approved by CEC Cooling Tower/WTP Wastewater Discharge	-	-	SOIL&WATER-2
SOIL&WATER-2	CONS & OPS	Submit any design changes to CEC and LRWQCB for review and approval.	Any changes to the design, construction, or operation of the ponds, treatment units, or storm water system shall be requested in writing to the CPM, with copies to the Lahontan RWQCB, and approved by the CPM, in consultation with the Lahontan RWQCB, prior to initiation of any changes.	Prior to initiation of any design, construction, or operational changes	Request in writing any changes to CEC with copies to Lahontan RWQCB	A/T + AS	Permitting/ASI	H B/S P	-	-	-		-	-	-	SOIL&WATER-2
SOIL&WATER-2	OPS	Pay Annual Fees to LRWQCB and send a copy of receipt to CEC.	The Commission hereby delegates the enforcement of these requirements, and associated monitoring, inspection and annual fee collection authority, to the Water Boards. Accordingly, the Commission and the Water Board shall confer with each other and coordinate, as needed, in the enforcement of the requirements. The project owner shall pay the annual waste discharge permit fee associated with this facility to the Water Boards.	Annually	Pay annual fees to Lahontan RWQCB, Provide a copy of receipt to CEC	AS	ASI	H B	-	-	-		-	-	-	SOIL&WATER-2
SOIL&WATER-2	OPS	Provide CEC all monitoring reports with copies to RWQCB	Provide to the CPM, with copies to the Lahontan RWQCB, all monitoring reports required by the WDRs, and fully explain any violations, exceedances, enforcement actions, or corrective actions related to construction or operation of the ponds, treatment units, or storm water system.	As required	Provide a copy of any monitioring reports required by the WDR's to CEC, with a copy to Lahontan RWQCB	AS	ASI	H B	-	-	-		-	-	-	SOIL&WATER-2
SOIL&WATER-2	OPS	Pay Annual Discharge Fees to LRWQCB.	The project owner shall pay the annual waste discharge permit fee associated with this facility to the Water Boards.	Annually	Pay annual fee to Lahontan RWQCB, provide copy of receipt to CEC	AS	ASI	H B	-	-	-		-	-	-	SOIL&WATER-2
SOIL&WATER-3	COMM	The AMS project shall develop and implement a Channel Maintenance Program for routine maintenance of the AMS project storm water channels.	Submit to the CPM a Channel Maintenance Plan for review and approval.	60 days prior to commercial operation	Submit to CEC at least 60 days before the start of plant operations	A/T	Permitting	S P	5/1/2014	-	-		-	-	-	SOIL&WATER-3
SOIL&WATER-3	CONS & OPS	Notify CEC of any changes to Channel Maintenance Plan	Provide written notification to the CPM at least 60 days in advance of any planned changes to the Channel Maintenance Plan.	60 days prior to implementing changes to plan	Provide written notification to CPM at least 60 days in advance of any changes to the Channel Maintenance Plan	A/T + AS	Permitting/ASI	H B/S P		May 30, 2014 SWAT3-00-00	6/5/2014 CEC APPROVAL		-	-	-	SOIL&WATER-3
SOIL&WATER-3	CONS & OPS	Implement the Channel Maintenance Plan.	Implement the Channel Maintenance Plan in item D (Channel Maintenance Plan and Reporting)	As required	CPM	A/T + AS	Permitting/ASI	H B/S P	As Req.	-	As Req.		-	-	-	SOIL&WATER-3
SOIL&WATER-3	CONS & OPS	Ensure AMS workers receive training on the Channel Maintenance Plan	Ensure that the AMS project Construction and Operations Managers receive training on the Channel Maintenance Plan.	As required	CPM	A/T + AS	Permitting/ASI	H B/S P	As Req.	-	As Req.		-	-	-	SOIL&WATER-3
SOIL&WATER-3	OPS	Submit Annual Channel Maintenance Report.	Submit an Annual Channel Maintenance Report that specifies which maintenance activities were completed during the year including type of work, location, and measure of the activity (e.g. cubic yards of sediment removed).	Annually	Submit to CPM an annual report indicating which maintenance activities were performed	AS	ASI	H B	-	-	-		-	-	-	SOIL&WATER-3
SOIL&WATER-4	CONS	Pre-well Installation. The project owner shall construct and operate up to two on-site groundwater wells that produce water from the Harper Valley Groundwater Basin and two backup wells.	Submit a Groundwater Monitoring and Management Plan to the County of San Bernardino for review and comment (see Condition of Certification SOIL&WATER-6).	60 days prior to construction of on-site groundwater wells	SBC	A/T	Permitting	S P	6/29/2011	5/29/2011	6/29/2011 SWAT-4-10-00 Beta 4 Location in 11.25.2013, Approved 12.10.2013		-	-	-	SOIL&WATER-4
SOIL&WATER-4	CONS	Submit to CEC a copy of the Well Abandonment Packet.	Submit to the CPM a copy of the water well abandonment and construction packet submitted to the County of San Bernardino for review and comment.	60 days prior to the abandonment and const. of the on-site groundwater wells	Submit to CPM a copy of the water well and abandonment and construction packet submitted to County of San Bernardino no later than 60 days prior to abandonment and construction of the on-site groundwater wells	A/T	Permitting	S P	6/29/2011	5/29/2011	6/29/2011		-	-	-	SOIL&WATER-4

Cond. #	Sort Code	Description	Verification/Action/Submittal Required by Project Owner	Timeframe	Involved Agencies	Lead Respons. Party	Responsible Discipline	Lead Engineer/ Manager	Required Approval Date Drws/Docs	Actual Submittal Date Drws/Docs	Actual Approval Date Drws/Docs	(Submittal due to Change)	Approved As-Builts	Approved Inspection	COO	Cond. #
SOIL&WATER-4	CONS	Submit to CEC a copy of any comments from SBC.	Submit a copy of any written comments received from the County of San Bernardino indicating whether the proposed well abandonment and construction activities comply with all county well requirements and meet the requirements established by the county's water well permit program.	30 days prior to construction of on-site water supply wells	Submit to CPM a copy of any written comments from County of San Bernardino indicating whether proposed well abandonment and construction activities comply with all county standards no later than 30 days prior to construction of on-site wells	A/T	Permitting	S P	6/29/2011	5/29/2011	6/29/2011		-	-	-	SOIL&WATER-4
SOIL&WATER-4	CONS	Provide Well Completion Reports to CEC.	Provide to the CEC copies of the Well Completion Reports submitted to the DWR by the well driller. Submit to the CEC together with the Well Completion Report, a copy of well drilling logs, water quality analyses, and any inspection reports.	60 days after installation of each well	Submit to CPM copies of the well completion reports submitted to CA DWR no later than 60 days after installation of each well	A/T	Permitting	S P		5/22/2014 SWAT4-11-00 BETA 4 8/26/2013 BETA 3 12/4/2012 SWAT4-09-00 ALPHA 1 & 2	6/5/2014 SWAT4-11-00 CEC APPROVAL 02/04/2014 S&W-4-10-00 CEC APPROVAL (New Beta Well Location-SBC Permit) 06/05/2013 SWAT4-08-00 CEC APPROVAL 12/14/2012 ALPHA 1 & 2 CEC APPROVAL SWAT4-09-00 CEC APPROVAL		-	-	-	SOIL&WATER-4
SOIL&WATER-4	CONS & OPS	Submit 2 Copies of any changes to Well Construction.	Submit two (2) copies to the CPM for review and approval any proposed well construction or operation changes.	During const & op life of well	CEC	A/T + AS	Permitting/ASI	H B/S P	As Req.	As Req.	As Req.		-	-	-	SOIL&WATER-4
SOIL&WATER-4	OPS	Submit 2 Copies of all monitoring reports.	Provide the CPM with 2 copies of all monitoring and other reports required for compliance with the County of San Bernardino water well standards and operation requirements.	As required	CEC	AS	ASI	H B	-	-	-		-	-	-	SOIL&WATER-4
SOIL&WATER-4	CONS	Submit Documentation to CEC confirming all drilling and disposal was per applicable LORS.	Submit documentation to the CEC confirming that well drilling activities were conducted in compliance with Title 23, California Code of Regulations, Chapter 15, Discharges of Hazardous Wastes to Land, (23 CCR, sections 2510 et seq.) requirements and that any on-site drilling sumps used for project drilling activities were removed in compliance with 23 CCR section 2511(c).	15 days after completion of wells	CEC	A/T	Permitting	S P		BG 3/25 - VL to prepare submittal			-	-	-	SOIL&WATER-4
SOIL&WATER-5	CONS	The proposed project's use of groundwater for all construction and operations activities shall not exceed 2,160 acre-feet per year.	Prepare a semi-annual summary report of the amount of water used for construction purposes. The summary shall include the monthly range and monthly average of daily water usage in gallons per day.	6 months after start of construction & ea. 6 mos. of construction	CEC	A/T	Permitting	S P	As Req.	As Req.	As Req.		-	-	-	SOIL&WATER-5
SOIL&WATER-5	PC	Submit to CEC evidence that metering devices have been installed.	Submit to the CEC a copy of evidence that metering devices have been installed and are operational.	60 days prior to start of construction	CEC	AS	ASI	M S	6/29/2011	5/29/2011	6/29/2011		-	-	-	SOIL&WATER-5
SOIL&WATER-5	CONS & OPS	Prepare Annual Report for Water Usage	Prepare an annual summary report, which will include the maximum daily and monthly usage in gallons per day and the total monthly and annual usage in acre-feet. Following the first year of operation, the annual summary report will summarize the annual usage in tabular form. For calculating the total water use, the term "year" will corsepond to the date established for the ACR submittal.	Annually	CEC	AS	ASI	H B	Annually	Annually	Annually		-	-	-	SOIL&WATER-5
SOIL&WATER-6	PC	The project owner shall submit a Groundwater Monitoring and Reporting Plan to the CPM for review and approval.	Submit to the CPM, for review and approval, a comprehensive plan (Groundwater Level Monitoring and Reporting Plan) presenting all the data and information required in Item A1 SOIL&WATER-6.Submit to the both the CPM all calculations and assumptions made in development of the plan.	60 days prior to construction	Submit to CEC a comprehensive plan presenting all the data for well reconnaissance and well monitoring, Monitoring plan shall be submitted to CEC at least 60 days prior to construction	AS	ASI	M S	6/29/2011	6/7/2011 SWAT6-06-00 7/12/2013	6/29/2011 SWAT6-06-00 8/26/2013	SWAT6-06-00 approved 8/26/13 Deep Monitoring Well Completion Reports Submittal reason: completion of Deeper Monitoring Wells (GWMW)	-	-	-	SOIL&WATER-6
SOIL&WATER-6	CONS	Submit Quarterly Reports to CEC on Monitoring Data.	Submit to the CPM quarterly reports presenting all the data and information required in Item A2, SOIL&WATER-6. Submit to the CPM all calculations and assumptions made in development of the report data and interpretations.	Quarterly during construction	CEC	AS	ASI	H B	As Req.	As Req.	As Req.		-	-	-	SOIL&WATER-6
SOIL&WATER-6	OPS	Provide CEC for review and approval documentation showing any mitigation.	Provide to the CEC, for review and approval, documentation showing that any mitigation to private well owners during project construction was satisfied, based on the requirements of the property owner as determined by the CEC.	60 days after commercial operation	CEC	AS	ASI	ASI Staff	As Req.	As Req.	As Req.		-	-	-	SOIL&WATER-6
SOIL&WATER-6	OPS	Submit monitoring reports to CEC.	Submit to CEC, applicable quarterly, semi-annual, and annual reports presenting all the data and information required in Item 2C, SOIL&WATER-6. Submit to the CEC all calculations and assumptions made in development of report data and interpretations, calculations, and assumptions used in development of any reports.	Quarterly, Bi-Annually, Annually as required	CEC	AS	ASI	ASI Staff	As Req.	As Req.	As Req.		-	-	-	SOIL&WATER-6
SOIL&WATER-6	OPS	Provide Mitigation as Described in item 2D, SOIL&WATER-6.	Provide mitigation as described in Item 2D, SOIL&WATER-6, if the CEC's inspection of the monitoring information confirms project-induced changes to water levels and water level trends relative to measured pre-project water levels, and well yield has been lowered by project pumping. The type and extent of mitigation shall be determined by the amount of water level decline and site-specific well construction and water use characteristics. The mitigation of impacts will be determined as set forth in Item 2D, SOIL&WATER-6.	As required	CEC	AS	ASI	ASI Staff	As Req.	As Req.	As Req.		-	-	-	SOIL&WATER-6
SOIL&WATER-6	OPS	Submit well drawdown calculations 30 days after approval of well drawdown analysis.	Submit to the CEC for review and approval all documentation and calculations describing necessary compensation for energy costs associated with additional lift requirements.	30 days after CEC approval of well drawdown analysis	CEC	AS	ASI	ASI Staff	As Req.	As Req.	As Req.		-	-	-	SOIL&WATER-6
SOIL&WATER-6	OPS	Submit all calculations and any letters from well owners indicating agreement with calculations.	Submit to the CEC all calculations, along with any letters signed by the well owners indicating agreement with the calculations, and the name and phone numbers of those well owners that do not agree with the calculations.	As required	CEC	AS	ASI	ASI Staff	As Req.	As Req.	As Req.		-	-	-	SOIL&WATER-6
SOIL&WATER-6	OPS	Provide proof of payment for mitigation.	If mitigation includes monetary compensation, provide documentation to the CEC that compensation payments have been made by March 31 of each year of project operation or, if a lump-sum payment is made, payment shall be made by March 31 of the following year. Within 30 days after compensation is paid, submit to the CEC a compliance report describing compensation for increased energy costs necessary to comply with the provisions of this condition.	As required	CPM	AS	ASI	ASI Staff	As Req.	As Req.	As Req.		-	-	-	SOIL&WATER-6
SOIL&WATER-6	OPS	Submit 5-year monitoring report after initial 5-year period and every 5-years after.	After the first 5-year operational and monitoring period, and every subsequent 5-year period, submit a 5-year monitoring report to the CEC for review and approval. This report shall contain all monitoring data collected and provide a summary of the findings and a recommendation about whether the frequency of water level measurements should be revised or eliminated.	Every 5 years	CPM	AS	ASI	ASI Staff	As Req.	As Req.	As Req.		-	-	-	SOIL&WATER-6
SOIL&WATER-6	CONS & OPS	Provide CEC all monitoring reports, complaints, studies and other relevant data for life of project.	During the life of the project, provide to the CEC all monitoring reports, complaints, studies, and other relevant data.	within 10 days of receipt	CEC	AS	ASI	ASI Staff	As Req.	As Req.	As Req.		-	-	-	SOIL&WATER-6
SOIL&WATER-7	PC	A water quality baseline fo pre-construction conditions shall be established for all wells in the monitoring network established by Condition of Certification SOIL&WATER-6, including all monitoring wells that are installed to comly with Waste Discharge Requirements for the evaporation ponds and land treatment unit associated with the project, the existing BLM well and any retrofitted or newly installed BLM marsh water supply well.	Groundwater Quality Monitoring and Reporting Plan in compliance with Item A shall be submitted to the CPM for review and approval.	60 days prior to construction	Submit to CEC at least 60 days prior to the start of construction	AS	ASI	M S	6/29/2011	6/7/2011	6/29/2011		-	-	-	SOIL&WATER-7
SOIL&WATER-7	PC	Submit Pre-Construction Groundwater quality report 30 days prior to start of construction.	Pre-construction groundwater quality report in compliance with Item B shall be submitted to the CPM for review and approval.	30 days prior to construction	Submit to CEC at least 30 days prior to start of construction	AS	ASI	M S	7/29/2011	6/7/2011	7/29/2011		-	-	-	SOIL&WATER-7
SOIL&WATER-7	CONS & OPS	Submit Semi-Annual Groundwater quality reports to CEC for approval and BLM for review.	Semi-annually, by March 31 and September 31, submit Groundwater Quality Reports in compliance with Item D to the CEC for review and approval and to the BLM for review.	Semi-annually	Submit semi-annually to CEC and BLM	AS	AS/CH2M-Hill	H B/B W	7/29/2011	6/7/2011	7/29/2011		-	-	-	SOIL&WATER-7
SOIL&WATER-7	OPS	Submit 5-year monitoring report after initial 5-year period and every 5-years after.	After the first 5-year operational and monitoring period, and every subsequent 5-year period, submit a 5-year monitoring report to the CPM, for review and approval, that contains all groundwater quality data collected and provides a summary of the findings and a recommendation about whether the frequency of groundwater quality data collection should be revised or eliminated.	Every 5 years	Submit to CEC every 5 years	AS	ASI	ASI Staff	As Req.	As Req.	As Req.		-	-	-	SOIL&WATER-7
SOIL&WATER-7	CONS & OPS	Provide CEC all monitoring reports, complaints, studies and other relevant data for life of project.	During the life of the project, provide to the CEC all monitoring reports, complaints, studies, and other relevant data.	CEC	CEC	AS	ASI	ASI Staff	As Req.	As Req.	As Req.		-	-	-	SOIL&WATER-7
SOIL&WATER-8	COMM & OPS	The project owner shall recycle and reuse all process wastewater streams to the extent practicable.	Prior to transport and offsite disposal of any facility operation wastewaters that are not suitable for treatment and reuse on-site, test and classify the stored wastewater to determine proper management and disposal requirements. All records of this testing and classification shall be maintain at the project site. Ensure that the wastewater is transported and disposed of in accordance with the wastewater's characteristics and classification and all applicable LORS (including any CCR Title 22 Hazardous Waste and Title 23 Waste Discharges to Land requirements).	As required	Project owner shall test any on-site soils to assess whether they are suitable or not. Project owner shall ensure that all unsuitable material is transported and disposed per the aforementioned LORS.	A/T/AS	Permitting/ASI	H B/S P	As Req.	As Req.	As Req.		-	-	-	SOIL&WATER-8
SOIL&WATER-9	COMM	Prior to the start of construction of the sanitary waste system, the project owner shall submit plans for the construction and operation of the project's proposed sanitary waste septic system and leach field.	Submit to the County of San Bernardino appropriate fees and plans for review and comment for the construction and operation of the project's sanitary waste septic system and leach field. A copy of these plans shall be simultaneously submitted to the CPM for review and approval. These plans shall demonstrate compliance with the sanitary waste disposal facility requirements of County of San Bernardino Codes Title 3, Division 3, Chapter 8, Waste Management, Article 5, Liquid Waste Disposal and Title 6, Division 3, Chapter 3, and the Uniform Plumbing Code.	60 days prior to commercial operation	Simutaneously submit to County of San Bernardino and CPM at least 60 days prior to commercial operations fees and plans for review of project's sanitary waste septic system and leach field.	A/T	Permitting	S P		Swat9-01-00 SBC Submittal 03-02-2012 Swat9-01-00 CEC Submittal 04-05-2012 Swat9-02-00 SBC Submittal 01-21-2014 Swat9-02-00 CEC Submittal 02-28-2014	Swat9-01-00 CEC Approval 04-01-2014 Swat9-01-00 SBC Approval 03-02-2014 Swat9-01-00 CEC Approval 04-23-2012 Swat9-02-00 SBC Approval 02-20-2014 Swat9-02-00 CEC Approval PENDING		-	-	-	SOIL&WATER-9
SOIL&WATER-10	PC	The project is subject to the requirement of Title 22, Article 3, Sections 64400.80 through 64445 for a non-transient, non-community water system.	The project owner shall obtain a permit to operate a non-transient, non-community water system with the County of San Bernardino at least thirty (30) days prior to construction of the potable water treatment system. The project owner shall supply updates annually for all monitoring requirements and submittals to County of San Bernardino related to the permit, and proof of annual renewal of the operating permit.	30 days prior to construction of the potable water treatment system.	Project owner to obtain permit from County of San Bernardino to operate a non-transient, noncommunity water system at least 30 days prior to construction	A/T	Permitting	S P	6/29/2011, 10/1/2013 Water plans	4/29/2011	6/29/2011 BG 3/18 VL: AEPC working with SBC on submittal which will supercede this VL - earlier dates refer to wells for potable system		-	-	-	SOIL&WATER-10

Cond. #	Sort Code	Description	Verification/Action/Submittal Required by Project Owner	Timeframe	Involved Agencies	Lead Respons. Party	Responsible Discipline	Lead Engineer/ Manager	Required Approval Date Drws/Docs	Actual Submittal Date Drws/Docs	Actual Approval Date Drws/Docs	(Submittal due to Change)	Approved As-Builts	Approved Inspection	COO	Cond. #
SOIL&WATER-10	COMM & OPS	Supply Annual Updates of Monitoring Requirements and Proof of Annual Renewal Fee permit payment.	Supply updates annually for all monitoring requirements and submittals to County of San Bernardino related to the permit, and proof of annual renewal of the operating permit.	Annually	Submit annual monitoring reports to County of San Bernardino	A/T+AS	ASI/Permitting	ASI Staff/S P	As Req.	As Req.	As Req.		-	-	-	SOIL&WATER-10
SOIL&WATER-11	OPS	As a conservation method, the project owner shall annually sequester a volume of Free Production Allowance (FPA) equal to the annual volume of groundwater pumped for the AMS project.	The volume of FPA sequestered shall be documented and submitted to the CPM and Watermaster. This documentation shall include a table showing the annual and cumulative total FPA sequestered.	Annually	Submit annually to Lahontan RWQCB and CEC	AS	ASI	ASI Staff	As Req.	As Req.	As Req.		-	-	-	SOIL&WATER-11
SOIL&WATER-12	OPS	The project owner may be required to contribute up to $50,000 annually, for the life of the AMS project, towards the Mojave Water Agency's (MWA) turf replacement program, high-efficiency toilet program, or other water conservation programs as approved by CPM.	Submit to the CPM a copy of the receipt from the MWA for the annual contribution; and an accounting of the following: i. The annual and cumulative volume of groundwater used by the project in acre-feet per year; ii. The annual and cumulative volume of FPA sequestered by the project in acre-feet per year; iii. The numerical difference between annual and cumulative totals in items i and ii above; and iv. The annual and cumulative monetary contribution and estimated annual and cumulative volume of water conserved by the project owner's contribution to MWA's turf replacement program, high-efficiency toilet program, or other water conservation program approved by the CPM.	Annually	Submit annual fee to MVA. Submit to CEC copy of receipt from MVA	AS	ASI	ASI Staff	As Req.	As Req.	As Req.		-	-	-	SOIL&WATER-12
SOIL&WATER-12	OPS	The project owner may be required to contribute up to $50,000 annually, for the life of the AMS project, towards the Mojave Water Agency's (MWA) turf replacement program, high-efficiency toilet program, or other water conservation programs as approved by CPM.	If owner proposes to reduce the amount of the annual contribution based on the water conservation achieved through previous contributions, provide a plan demonstrating how the adjusted amount will ensure the water conservation program meets the requirements of this condition. The plan shall be provided for CPM review and approval 60 days prior to the annual contribution anniversary date.	60 days prior to the annual contribution anniversary date	Submit to CEC for review and approval	AS	ASI	ASI Staff	-	-	-		-	-	-	SOIL&WATER-12
TRANS-1	PC	Prior to site mobilization, the project owner shall secure or construct one or more park-and-ride facilities with a combined capacity of 500 spaces.	Propose new park-and-ride lot(s) to the County of San Bernardino for review and comment and the CPM for review and approval. The proposal shall include a rationale for the location of the lot(s) based upon the expected geographic distribution of employees and availability of suitable sites.	90 days prior to site mobilization	County of San Bernardino, CPM	AS	ASI	M S	5/29/2011	1/1/2011	3/1/2011		-	-	-	TRANS-1
TRANS-1	PC	Inform SBC and CEC Park-and-Ride Facility is ready.	Notify the County of San Bernardino and the CPM that the park-and-ride lot(s) are ready for usage and available for inspection.	30 days prior to site mobilization	County of San Bernardino, CEC	AS	ASI	M S	5/29/2011	1/1/2011	3/1/2011		-	-	-	TRANS-1
TRANS-2	PC	The project owner shall develop and implement a construction traffic control plan.	Provide to the County of San Bernardino for review and comment and the CPM for review and approval a copy of the construction traffic control plan. The plan must document consultation with Caltrans.	60 days prior to site mobilization	County of San Bernardino, Caltrans, CEC	A/T	Permitting	S P	6/29/2011	1/1/2011	3/1/2011		-	-	-	TRANS-2
TRANS-3	PC	Prior to construction, the project owner shall document the existing condition of the primary roadways that will be used by the construction workers and heavy vehicle deliveries along Harper Valley Road to SR-58 and SR-58 for 1000 feet in each direction from Harper Lake Road.	Submit a review of existing roadway pavement conditions to San Bernardino County and Caltrans for review and comment and the CPM for review and approval. This review will include photographs and the visual analysis of pavement and sub-surface conditions. The CPM will need to approve the summary of existing pavement conditions prior to commencement of construction.	90 days prior to site mobilization	County of San Bernardino, Caltrans, CEC	A/T	Permitting	S P	6/29/2011	1/1/2011	3/1/2011		-	-	-	TRANS-3
TRANS-3	COMM	Submit Roadway Analysis report to SBC and CEC.	Submit an analysis of the roadway pavement conditions to San Bernardino County and Caltrans for review and comment and to the CPM for review and approval. The review will include photographs, the visual analysis of pavement and sub-surface conditions and a schedule for repair.	60 days after the end of construction activities	County of San Bernardino, Caltrans, CEC	A/T	Permitting	S P	9/15/2014	-	-		-	-	-	TRANS-3
TRANS-3	COMM	Submit Roadway Analysis report to SBC and CEC.	Submit a letter to San Bernardino County, Caltrans, and the CPM indicating such repairs are finished and ready for inspection.	After completion of repairs	County of San Bernardino, Caltrans, CEC	A/T	Permitting	S P	9/15/2014	-	-		-	-	-	TRANS-3
TRANS-4	PC	During construction, the project owner will stagger the employee start times and delivery times so as not to overload the existing highway traffic.	Include these restrictions in the construction traffic control plan required by TRANS-2	60 days prior to site mobilization	County of San Bernardino, Caltrans, CEC	A/T	Permitting	S P	6/29/2011	1/1/2011	3/1/2011		-	-	-	TRANS-4
TRANS-5	COMM & OPS	The project owner shall not allow hazardous materials deliveries during non-daylight hours.	A record of hazardous deliveries shall be provided to the CPM as required in HAZ-3.	As required	CEC	A/T + AS	ASI/Permitting	H B/S P	As Req.	As Req.	As Req.		-	-	-	TRANS-5
TSLN-1	CONS	Submit Signed Letter to CEC	Submit to the CPM a letter signed by a California registered electrical engineer affirming that the lines will be constructed according to the requirements stated in the condition.	30 days prior to construction of transmission line or related structures and facilities	CEC	A/T	Electrical/Permitting	S P	8/5/2011	4/1/2011	6/1/2011		-	-	-	TSLN-1
TSLN-2	OPS	Submit All Line Related Complaint Records	All reports of line-related complaints shall be summarized for the project-related lines and included during the first five years of plant operation in the Annual Compliance Report.	ACR	CEC	AS	ASI	H B	As Req.	As Req.	As Req.		-	-	-	TSLN-2
TSLN-3	CONS	File Energization Measurements	File copies of the pre-and post-energization measurements with the CPM after completion of the measurements.	60 days after completion of the measurements	CEC	A/T	Electrical				7-8-14 TLSN-3-00-00 (Pre Energization Measurements) Approved		-	-	-	TSLN-3
TSLN-4	OPS	Submit Inspection Results and Fire Prevention Activities	During the first five years of operation, the project owner shall provide a summary of inspection results and any fire prevention activities carried out along the rights-of-way and provide such summaries in the ACR for transmission line safety and nuisance-related requirements.	ACR, for first 5 years of operation	CEC	AS	ASI	H B	As Req.	As Req.	As Req.		-	-	-	TSLN-4
TSLN-5	COMM & OPS	Ground All Metallic Objects Within Transmission Line Right-of-Way	The project owner shall ensure that all permanent metallic objects within the right-of-way of the project-related lines are grounded according to industry standards regardless of ownership. Transmit to the CPM a letter confirming compliance with this condition.	30 days before lines are energized	CEC	A/T	Electrical/Field	M K	41548	TLSN5-00-00 To the CEC 11.06.2013	TLSN5-00-00 CEC Approval 11.07.2013		-	-	-	TSLN-5
VIS-1	PC	Vendor Colors of All Structures To Be Provided to CEC	At least 90 days prior to specifying to the vendor the colors and finishes of the first structures or buildings that are surface treated during manufacture, the project owner shall submit the proposed treatment plan to the CPM for review and approval. If the CPM determines that the plan requires revision, the project owner shall provide to the CPM a plan with the specified revision(s) for review and approval by the CPM before any treatment is applied. Any modifications to the treatment plan must be submitted to the CPM for review and approval. The review of any subsequent revisions shall be completed by the CPM within 15 days of receipt of the revisions.	90 days prior to specifying colors to vendor	CEC	A/T	Permitting	S P	5/14/2012	5/14/2014 VIS1-01-08 12/9/2011, rev 1, 2/6/12, rev 2, 4/17/13, rev 3, 8/5/2013, rev 4	5/16/2014 VIS1-01-08 CEC APPROVAL 1/9/2011, rev 1, 3/14/12, rev 2, 5/3/13, rev 3 VIS1-01-05 to the CEC 11.08.2013 Approved 11.14.2013 VIS1-01-06 to the CEC 11.25.2013 Approved 11.27.2013 VIS1-01-07 to the CEC 12.16.2013 Approved 01.08.2013		-	-	-	VIS-1
VIS-1	COMM	Notify CEC that all Structures and Buildings are Ready for Inspection	The project owner shall notify the CPM that surface treatment of all listed structures and buildings has been completed and they are ready for inspection and shall submit one set of electronic color photographs from key observation points 1, 2, 3, 4, 5, 6, 7, and 8 analyzed in the Staff Assessment.	Prior to COD	CEC	A/T	Permitting	S P	7/15/2014	-	-	5/14/2014 VIS1-01-08 AEPC Revision: New Paint & Color	-	-	-	VIS-1
VIS-1	OPS	Provide Status Report to CEC	Provide a status report regarding surface treatment maintenance. Specify a) the condition of the surfaces of all structures and buildings at the end of the reporting year; b) maintenance activities that occurred during the reporting year; and c) the schedule of maintenance activities for the next year.	ACR	CEC	AS	ASI	ASI Staff	12/31/2014	-	-		-	-	-	VIS-1
VIS-2	COMM	Provide Landscape Screening Plan to CEC	The screening plan shall be submitted to the CPM for review and approval.	90 days prior to installation	CEC	AS	ASI	H B	4/1/2014	4/18/14 VIS2-00-01 Completion & Inspection readiness notification	-		-	-	-	VIS-2
VIS-2	OPS	Report Maintenance Activities to CEC in ACR	Report maintenance activities, including replacement of plants that fail to thrive for the previous year of operation.	ACR, for first 5 years of operation	CEC	AS	ASI	ASI Staff	-	-	-		-	-	-	VIS-2
VIS-3	CONS	Notify CEC that Compliance has been Met	Contact the CPM to show compliance with all of the above requirements. This shall include: final lighting plans, fixture and control schedules, fixture and control-cut sheets and specifications, a photometric plan showing vertical and horizontal footcandles at all property lines to a height of 20 feet, and the proposed time clock schedule.	90 days prior to ordering exterior lighting	CEC	A/T	Permitting	S P	temp light, 4/27/12, perm light, 8/28/13	temp light, 2/27/12, perm light, 5/28/13	temp light, 3/1/12, perm light, 8/9/13		-	-	-	VIS-3
VIS-3	PC, CONS, & COMM	Notify CEC that Temp and Permanent Lighting is complete and ready for inspection	Notify the CPM that the temporary and permanent lighting has been completed and is ready for inspection. If after inspection the CPM says that modifications to the lighting are needed, within 30 days of receiving that notification owner shall implement the modifications and notify the CPM that the modifications have been completed and are ready for inspection.	Prior to construction/Prior to operation	CEC	A/T	Permitting	S P	As Req.	5/5/2014 VIS3-04-00 Submittal Final CBO approved solar field lighting plan; layout included.	5/5/2014 VIS3-04-00 Approval Permanent Exterior Lighting		-	-	-	VIS-3
VIS-3	CONS & OPS	Notify CEC of Lighting Complaints	Provide the CPM with a complaint resolution form report as specified in the Compliance General Conditions, including a proposal to resolve the complaint, and a schedule for implementation. A copy of the complaint resolution form report shall be submitted to the CPM within 30 days and included in the Annual Report.	within 48 hours of receiving lighting complaint	CEC	AS	ASI	H B	As Req.	As Req.	As Req.		-	-	-	VIS-3
VIS-4	PC	Submit Screening Plan to CEC	The screening plan shall be submitted to the CPM for review and approval.	90 days prior to installation	CEC	A/T	Permitting	S P	4/9/2012	12/9/2011	3/26/2012		-	-	-	VIS-4
VIS-4	CONS	Notify CEC that Screen Fence is Completed	Notify the CPM that the screening is ready for inspection.	7 days after completing screening install	CEC	A/T	Permitting	S P	7/1/2014	-	-		-	-	-	VIS-4
VIS-4	OPS	Report Maintenance Activities to CEC in ACR	Report maintenance activities, including replacement of damaged or destroyed screening for the previous year of operation.	ACR	CEC	AS	ASI	H B	ACR 2014	-	-		-	-	-	VIS-4
WASTE-1	PC	Prior to the removal of any underground storage tanks (UST's) found on site, the project owner shall submit a copy of the information typically required to obtain a permit to the San Bernardino Fire Department for review and comment.	Provide the plans to remove the underground storage tanks to the CPM for review and approval.	60 days prior to site mobilization	San Bernardino Fire Department, CPM	AS	ASI	M S	6/29/2011	2/4/2011	4/4/2011	July 2012 MCR CEC informed 07/19/2012 WASTE1-02-01 UST Removal	07-25-2012 CEC Approved WASTE1-02-01 UST Removal	-	-	WASTE-1
WASTE-1	PC	Submit ALL UST Data to CEC	Inform the CPM of the data when all USTs were removed from the site.	In MCR in month following removal	CPM	AS	ASI	H B	-	July 2012 MCR CEC informed	N/A	-	-	-	-	WASTE-1
WASTE-2	PC & CONS	The project owner shall obtain a hazardous waste generator identification number from the USEPA.	Obtain a hazardous waste generator identification number form the USEPA prior to generating any hazardous waste during project construction and operations.	Prior to Haz Waste generation	USEPA, CPM	A/T	Permitting	S P	12/31/2012	9/28/2012	11/27/2012		-	-	-	WASTE-2
WASTE-2	CONS & OPS	Project Owner Shall Keep a Copy of Waste Generator Number on File at Project Site	Project owner shall keep a copy of the identification number on file at the project site and provide documentation of the hazardous waste generation notification and receipt of the number to the CPM after receipt of the number. Submittal of the notification and issued number documentation to the CPM is only needed once unless there is a change in ownership, operation, waste generation, or waste characteristics that requires a new notification to USEPA.	Monthly	USEPA, CPM	A/T + AS	Permitting	S P	12/31/2012	9/28/2012	11/27/2012		-	-	-	WASTE-2
WASTE-2	CONS & OPS	Changes in Waste Generator Numbers Shall Be Submitted to CEC	Documentation of any new or revised hazardous waste generation notifications or changes in identification number shall be provided to the CPM.	As required	USEPA, CPM	A/T + AS	ASI/Permitting	H B/S P	As Req.	CEC 1/27/2012 CA EPA Submittal Fed EPA Application 07/09/2013	10/02/2013 US EPA approval		-	-	-	WASTE-2
WASTE-3	PC	The project owner shall ensure that the AMS is properly characterized and remediated as necessary pursuant to LRWQCB or DTSC voluntary site cleanup programs.	Submit to the CPM copies of all pertinent correspondence, work plans, agreements, and authorizations between the AMS Project and DTSC regarding Voluntary Site Cleanup Program requirements and activities at the AMS project site. The CPM shall review and comment on the proposed Cleanup Program requirements and activities. Provide to the CPM written notice from DTSC that the AMS site has been investigated and remediated, as necessary, for compliance with the Voluntary Cleanup Program.	60 days prior to site mobilization	Lahontan RWQCB, DTSC, CPM	AS	ASI	M S	6/29/2011	2/11/2011	3/8/2011		-	-	-	WASTE-3

Cond. #	Sort Code	Description	Verification/Action/Submittal Required by Project Owner	Timeframe	Involved Agencies	Lead Respons. Party	Responsible Discipline	Lead Engineer/ Manager	Required Approval Date Drws/Docs	Actual Submittal Date Drws/Docs	Actual Approval Date Drws/Docs	(Submittal due to Change)	Approved As-Builts	Approved Inspection	COO	Cond. #
WASTE-4	PC	If potentially contaminated soil is identified during site characterization, demolition, excavation or grading at either the proposed site or linear facilities the professional engineer or geologist shall inspect the site and determine the nature and extent of contamination.	Submit any final reports filed by the professional engineer or professional geologist to the CPM.	within 5 days of receipt	CEC	AS	ASI	H B	As Req.	As Req.	As Req.		-	-	-	WASTE-4
WASTE-4	PC	Notify CEC if Construction is Halted	Notify the CPM within 24 hours of any orders issued to halt construction.	within 24 hours of orders to halt construction	CEC	AS	ASI	H B	As Req.	As Req.	As Req.		-	-	-	WASTE-4
WASTE-5	PC	The project owner shall provide the resume of an experienced and qualified Professional Engineer or Geologist, who shall be available for consultation to the CPM for review and approval.	Submit the resume to the CPM for review and approval.	30 days prior to site mobilization	CEC	AS	ASI	M S	6/29/2011	1/12/2011	2/12/2011		-	-	-	WASTE-5
WASTE-6	PC	The project owner shall prepare a Construction Waste Management Plan.	Submit the Construction Waste Management Plan to the CPM for approval.	30 days prior to site mobilization	CEC	A/T	Permitting	S P	7/29/2011	7/27/2011	7/29/2011		-	-	-	WASTE-6
WASTE-7	CONS & OPS	During the construction and operation phase, the project owner shall maintain copies of the contracted waste and/or refuse haulers documentation of each waste load transferred from the construction site to a disposal site and/or recycling center.	Identify permitted solid waste facilities or recycling centers that receive construction waste and maintain copies of weigh tickets and manifests showing the type and volume of waste disposed. This information shall be maintained at the project site and made accessible to CPM and the San Bernardino County Environmental Health Service Department Solid Waste Program.	As required	San Bernardino County Environmental Health Service Dept. Solid Waste, CEC	A/T + AS	ASI/Permitting	H B/S P	As Req.	As Req.	As Req.		-	-	-	WASTE-7
WASTE-8	PC	Prior to demolition of existing structures, the project owner shall complete and submit a copy of a MDAQMD Asbestos Demolition Notification form to the CPM and the MDAQMD for approval.	Provide the Asbestos Demolition Notification Form to the CPM for review and approval.	60 days prior to commencement of structure demolition	MDAQMD, CEC	AS	ASI	M S	01/22/2012	11/22/2011	12/22/2011		-	-	-	WASTE-8
WASTE-8	CONS	Inform CEC when all Asbestos is Removed from Sie	Inform the CPM of the data when all ACM is removed from the site.	Monthly	MDAQMD, CEC	AS	ASI/Permitting	H B/S P	1/27/2012	1/27/2012	1/27/2012		-	-	-	WASTE-8
WASTE-9	COMM	The project owner shall prepare an Operation Waste Management Plan	Submit the Operation Waste Management Plan to the CPM for approval.	30 days prior to commercial operation	Local Certified Unified Program Agency, Dept of Toxic Substances Control, CEC	AS	ASI	ASI Staff	6/15/2014	-	-		-	-	-	WASTE-9
WASTE-9	COMM	The project owner shall prepare an Operation Waste Management Plan	Submit any required revisions to the CPM.	20 days of notification from the CPM revisions required	CEC	AS	ASI	ASI Staff	As Req.	As Req.	As Req.		-	-	-	WASTE-9
WASTE-9	OPS	Document Actual Waste Volumes and Methods and Update Waste Plan as Necessary.	Document the actual volume of wastes generated and the waste management methods used during the year; provide a comparison of the actual waste generation and management methods used to those proposed in the original Operation Waste Management Plan; and update the Operation Waste Management Plan, as necessary, to address current waste generation and management practices.	Annually	CEC	AS	ASI	ASI Staff	As Req.	As Req.	As Req.		-	-	-	WASTE-9
WASTE-10	OPS	The project owner shall submit to CEC and DTSC for approval the applicant's assessment of whether the HTF contaminated soil is considered hazardous or not.	Document all releases and spills of HTF as described in Condition of Certification WASTE-9 and as required in the SOIL & WATER RESOURCES section of the Staff Assessment. Cleanup and temporary staging of HTF-contaminated soils shall be conducted in accordance with the USEPA's current version of "Test Methods for Evaluating Solid Waste" (SW-846). Samples shall be analyzed in accordance with USEPA Method 16258 or other method to be reviewed and approved by DTSC and the CPM.	As required	DTSC, CEC	A/T + AS	ASI/Permitting	T B/S P	As Req.	As Req.	As Req.		-	-	-	WASTE-10
WASTE-10	OPS	Provide test results of HTF contaminated soil to DTSC and CEC.	Provide the results of the analyses and their assessment of whether the HTF-contaminated soil is considered hazardous or non-hazardous to DTSC and the CPM for review and approval.	within 28 days of an HTF spill	DTSC, CEC	A/T + AS	ASI/Permitting	T B/S P	As Req.	6/17/2014 WASTE10-05-00 6-04-14 WASTE10-03-00 5/12/2014 WASTE10-01-00 4/25/14 WASTE10-00-00 First HTF contaminated soil sample	7-2-14 WASTE10-03-00 CEC Approval 5/22/14 CEC APPROVAL WASTE10-00-00	7/9/14 WASTE 10-03-01 Resubmittal 7/9/14 WASTE10-00-01 Resubmittal		-	-	-	WASTE-10
WASTE-10	OPS	Dispose of Soil per CA HSC 25203 if DTSC and CEC determine that it is hazardous.	If DTSC and the CPM determine the HTF-contaminated soil is considered hazardous it shall be disposed of in accordance with California HSC Section 25203 and procedures outlined in the approved Operation Waste Management Plan required in Condition of Certification WASTE-9 and reported to the CPM in accordance with Condition of Certification WASTE-12.	As required	DTSC, CEC	A/T + AS	ASI/Permitting	T B/S P	As Req.	As Req.	As Req.		-	-	-	WASTE-10
WASTE-10	OPS	If Soil is deemed Non-Hazardous by DTSC and CEC it shall be disposed of and retained in an on-site land farm.	If DTSC and the CPM determine the HTF-contaminated soil is considered nonhazardous it shall be retained in the land farm and treated on-site in accordance with the Waste Discharge Requirements contained in the Soil & Water Resources section of the PMPD.	As required	DTSC, CEC	A/T + AS	ASI/Permitting	T B/S P	As Req.	As Req.	As Req.		-	-	-	WASTE-10
WASTE-11	COMM & OPS	The project owner shall ensure that the cooling tower basin sludge is tested.	Report the results of filter cake testing to the CPM. If two consecutive tests show that the sludge is non-hazardous, may apply to the CPM to discontinue testing.	within 30 days of sampling	CEC	A/T + AS	ASI/Permitting	T B/S P	As Req.	As Req.	As Req.		-	-	-	WASTE-11
WASTE-11	OPS	Report Test Results in ACR as condition of compliance WASTE-9.	The test results and method and location of sludge disposal shall reported in the ACR as required in Condition of Certification WASTE-9	Annually	CEC	AS	ASI Staff	ASI Staff	As Req.	As Req.	As Req.		-	-	-	WASTE-11
WASTE-12	CONS & OPS	The project owner shall ensure that all spills or releases of hazardous substances, materials, or wastes are reported cleaned up, and remediated as necessary.	Document all unauthorized releases and spills of hazardous substances, materials, or wastes that are in excess of reportable quantities that occur on the project property or transmission corridors during construction and on the project property during operation.	As required	CEC	A/T + AS	ASI/Permitting	T B/S P	As Req.	As Req.	As Req.		-	-	-	WASTE-12
WASTE-12	CONS & OPS	Provide any unauthorized spill documentation to CEC.	Copies of the unauthorized spill documentation shall be provided to the CEC.	within 30 days of the date the release was discovered	CEC	A/T + AS	ASI/Permitting	T B/S P	As Req.	As Req.	As Req.		-	-	-	WASTE-12
WORKERSAFETY-1	PC	The project owner shall submit to the CPM a copy of the Project Construction Safety and Health Program.	Submit to the SBCFD a copy of the Construction Fire Prevention Plan and Emergency Action Plan for review and comment and a copy of the Project Construction Safety and Health Program to the CPM for review and approval.	30 days prior to start of construction	San Bernardino County Fire Dept., CEC	A/T	Permitting	S P	7/20/2011	rev 0, 6/23/11, rev 1, 6/18/13	rev 0, 7/23/11, rev 1, 6/19/13		-	-	-	WORKERSAFETY-1
WORKERSAFETY-2	COMM	The project owner shall submit to CPM a Maintenance Safety and Health Program.	Submit to the SBCFD the final Operations Fire Prevention Plan and Emergency Action for review and the final Project Operations and Maintenance Safety and Health Program to the CPM for approval.	30 days prior to start of commissioning	San Bernardino County Fire Dept., CEC	AS	ASI	MS	7/20/2011	rev 0, 6/23/11, rev 1, 6/18/13	rev 0, 7/23/11, rev 1, 6/19/13	WKSF2-00-01 Heat Stress Submittal CEC 03/05/2014	WKSF2-00-00 Fire Prevent Plan & Emergency Action Plan CEC Approval 03/10/2014	-	-	WORKERSAFETY-2
WORKERSAFETY-3	PC	The project owner shall provide a site Construction Safety Supervisor (CSS) who is qualified and capable of identifying workplace hazards and has authority to take appropriate action to assure compliance and mitigate hazards.	Submit to the CPM the name and contact information for the Construction Safety Supervisor (CSS). The contact information of any replacement CSS shall be submitted to the CPM within one business day.	60 days prior to site mobilization	CEC, OSHA	A/T	Permitting	S P	6/29/2011	3/4/2011	5/4/2011 WKSF3-01-04 INTO THE CEC 11.19.2013 APPROVED 11.21.2013 WKSF3-01-05 INTO THE CEC 12.16.2013 APPROVED 01.15.2014		-	-	-	WORKERSAFETY-3
WORKERSAFETY-3	CONS	Submit Safety Report as part of MCR.	The CSS shall submit in the MCR a monthly safety inspection report	MCR	CEC, OSHA	A/T	Permitting	S P	Monthly	Monthly	Monthly		-	-	-	WORKERSAFETY-3
WORKERSAFETY-4	PC	The project owner shall make payments to the Chief Building Officer (CBO) for the services of a Safety Monitor based on a reasonable fee schedule to be negotiated between the project owner and the CBO.	Provide proof of its agreement to fund the Safety Monitor services to the CPM for review and approval.	60 days prior to start of construction	CEC	AS	ASI	MS	6/29/2011	12/20/2010	BG searching for approval CPM contacted 3/18/2014		-	-	-	WORKERSAFETY-4
WORKERSAFETY-5	PC	The project owner shall ensure that a portable external defibrillator (AED) is located on site during construction and operations.	Submit to the CPM proof that a portable automatic external defibrillator exists on site and a copy of the training and maintenance program for review and approval.	30 days prior to site mobilization	CEC	A/T	Permitting	S P	7/31/2011	3/16/2011	6/16/2011		-	-	-	WORKERSAFETY-5
WORKERSAFETY-6	CONS	The project owner shall either, 1) reach a funding agreement with SBCFD regarding its project share-related costs of capital and operations to improve fire protection response or if no agreement can be reached, the project owner shall fund a study conducted by an independent contractor and in consultation with SBCFD to study project's fire protection requirements.	(1) A copy of the individual agreement with the SBCFD or, if the owner joins a power generation industry association, a copy of the group's bylaws and a copy of the group's agreement with the SBCFD; and evidence in each January Monthly Compliance Report that the project owner is in full compliance with the terms of such bylaws and/or agreement; or (2) A protocol, scope and schedule of work for the independent study and the qualifications of proposed contractor(s) for review and approval by the CPM; a copy of the completed study showing the precise amount the project owner shall pay for mitigation; and documentation that the amount has been paid.	five (5) days before construction of permanent aboveground structures	San Bernardino County Fire Dept., CPM	AS	ASI	ASI Staff	-	9/28/2012	10/10/2012 CEC Approved SBCFD & MSP Funding Agreement		-	-	-	WORKERSAFETY-6
WORKERSAFETY-6	OPS	Provide CEC verification of payment to the SBCFD.	Annually thereafter, the owner shall provide the CPM with verification of funding to the SBCFD if annual payments were approved or recommended under either of the above-described funding resolution options.	Annually	San Bernardino County Fire Dept., CPM	AS	ASI	ASI Staff	-	4/7/2013	5/28/2013		-	-	-	WORKERSAFETY-6
WORKERSAFETY-7	PC	The project owner shall provide a $200,000 payment to San Bernardino County Fire Department prior to start of construction to offset any initial funding required by WORKER SAFETY-6.	Provide a $200,000 payment to San Bernardino County Fire Department prior to the start of construction. Provide documentation of the payment described above to the CPM. The CPM shall adjust the payments initially required by WORKER SAFETY-6 based upon the accounting provided by the SBCFD.	5 days prior to start of construction	San Bernardino County Fire Dept., CPM	AS	ASI	MS	7/31/2011	5/29/2011	8/10/2011□		-	-	-	WORKERSAFETY-7
WORKERSAFETY-8	PC	The project owner shall develop and implement an enhanced Dust Control Plan.	Enhanced Dust Control Plan shall be provided to the CPM for review and approval.	60 days prior to site mobilization	CPM	A/T + AS	ASI	M S/S P	6/29/2011	3/4/2011	8/17/2011		-	-	-	WORKERSAFETY-8
WORKERSAFETY-9	COMM	The project owner shall participate in joint training exercises with the SBCFD.	Submit to the CPM proof that the joint training with the SBCFD is established.	10 days prior to commissioning	San Bernardino County Fire Dept., CPM	AS	ASI	H B		-	-		-	-	-	WORKERSAFETY-9
WORKERSAFETY-9	OPS	Submit to CEC proof that joint training with SBCFD was conducted.	Submit to the CPM proof that the joint training with the SBCFD was conducted. Include the date, list of participants, training protocol, and location in the yearly compliance report to the CPM.	Annually	San Bernardino County Fire Dept., CPM	AS	ASI	ASI Staff	3/11/14 WKSF9-00-01	Annually	Annually		-	-	-	WORKERSAFETY-9
GEN-1	COMM	Submit Verification Statement and CBO certified Certificate of Occupancy to CEC.	Submit to the CPM a statement of verification, signed by the responsible design engineer, attesting that all designs, construction, installation, and inspection requirements of the applicable LORS and the Energy Commission's decision have been met in the area of facility design. Provide the CPM a copy of the certificate of occupancy within 30 days of receipt from the CBO.	30 days of receipt of certificate of occupancy	CBO/CEC	A/T	All	S P	7/15/2014	-	-		-	-	-	GEN-1
GEN-1	OPS	Once Certificate of Occupancy has been issued, inform the CEC prior to any construction, repair or maintenance that requires CBO approval per LORS.	Once the certificate of occupancy has been issued, inform the CPM prior to any construction, addition, alteration, moving, demolition, repair, or maintenance to be performed on any portion(s) of the completed facility that requires CBO approval for compliance with the above codes. The CPM will then determine if the CBO needs to approve the work.	30 days prior to start of any activity listed requiring CBO approval	CBO/CEC	A/T	All	S P	7/15/2014	-	-		-	-	-	GEN-1
GEN-2	PC	Submit to CEC and CBO the monthly master discipline lists.	Submit to the CBO and to the CPM the schedule, and the master drawings and master specifications list of documents to be submitted to the CBO for review and approval. These documents shall be the pertinent design documents for the major structures, systems, and equipment defined above in Condition of Certification GEN-2. Major structures and equipment shall be added to or deleted from the list only with CPM approval.	60 days prior to start of grading	CBO/CEC	A/T	Permitting	S P	6/29/2011	Monthly	Monthly		-	-	-	GEN-2
GEN-2	CONS	Include monthly master discipline lists in MCR.	Provide schedule updates in the monthly compliance report.	MCR	CBO/CEC	A/T	Permitting	S P	6/29/2011	Monthly	Monthly		-	-	-	GEN-2
GEN-3	PC	Make Required Payments to CBO.	Make the required payments to the CBO in accordance with the agreement. Send a copy of the CBO's receipt of payment to the CPM indicating that applicable fees have been paid. A copy of the contract between the project owner and the CBO shall be submitted to the CPM for review.	In next MCR	CBO	AS	ASI	H B	-	As Req.	As Req.		-	-	-	GEN-3

Cond. #	Sort Code	Description	Verification/Action/Submittal Required by Project Owner	Timeframe	Involved Agencies	Lead Respons. Party	Responsible Discipline	Lead Engineer/ Manager	Required Approval Date Drws/Docs	Actual Submittal Date Drws/Docs	Actual Approval Date Drws/Docs	(Submittal due to Change)	Approved As-Builts	Approved Inspection	COO	Cond. #
GEN-4	PC	Submit Resume of RE and RE Delegate.	Submit to the CBO for review and approval, the resume and registration number of the resident engineer (RE) and any other delegated engineers assigned to the project. If the RE or the delegated engineer(s) is subsequently reassigned or replaced, the project owner has five days to submit the resume and registration number of the newly assigned engineer to the CBO for review and approval.	30 days prior to start of grading	CBO/CEC	A/T	Permitting	S P	8/29/2011	7/22/2011	8/14/2011 Luis Leal PE RE 03/28/12 Vivian Jiang, SE,PE RE DELEGATE 07/11/2013		-	-	-	GEN-4
GEN-4	PC	Notify CEC of Any Change within 5 days.	Notify the CPM of the CBO's approvals of the RE and other delegated engineer(s).	within 5 days of CBO's approval	CBO/CEC	A/T	Permitting	S P	As Req.	As Req.	As Req.		-	-	-	GEN-4
GEN-5	PC	Submit Resumes within 30 days of grading to CBO.	Submit to the CBO for review and approval, resumes and registration numbers of the responsible civil engineer, soils (geotechnical) engineer and engineering geologist assigned to the project.	30 days prior to start of grading	CBO	A/T	Permitting	S P	8/29/2011	7/22/2011	8/14/2011 6/20/2013 Curtis Coombs, PE APPROVED 6/20/1013 11/08/2013 Chandra_Krishnamoorthy ME PE 11/18/2013 Patrick M. Dulatt, Electrical & NCEES PE BOTH APPROVED 11/25/2013		-	-	-	GEN-5
GEN-5	PC	Submit Resumes within 30 days of construction to CBO.	Submit to the CBO for review and approval, resumes and registration numbers of the responsible design engineer, mechanical engineer, and electrical engineer assigned to the project.	30 days prior to start of construction	CBO	A/T	Permitting	S P	8/29/2011	7/22/2011	8/14/2011		-	-	-	GEN-5
GEN-5	PC	Notify CEC of Any Change within 5 days.	Notify the CPM of the CBO's approvals of the responsible engineers.	within 5 days of the CBO's approval	CEC	A/T	Permitting	S P	As Req.	As Req.	As Req.		-	-	-	GEN-5
GEN-5	CONS	Notify CEC of Any Change within 5 days.	If the designated responsible engineer is subsequently reassigned or replaced, submit the resume and registration number of the newly assigned engineer to the CBO for review and approval.	within 5 days of replacement	CBO	A/T	Permitting	S P	As Req.	As Req.	As Req.		-	-	-	GEN-5
GEN-6	CONS	Submit Names and qualifications of Certified Weld Inspectors to CBO and copy CEC.	Submit to the CBO for review and approval, with a copy to the CPM, the name(s) and qualifications of the certified weld inspector(s), or other certified special inspector(s) assigned to the project to perform one or more of the duties set forth above.	15 days prior to start of activity requiring special inspection	CBO/CEC	A/T	Permitting	S P	As Req.	As Req.	As Req.		-	-	-	GEN-6
GEN-6	CONS	Submit Names and qualifications of Special Inspectors to CBO and copy CEC.	Also submit to the CPM a copy of the CBO's approval of the qualifications of all special inspectors.	in next MCR	CBO/CEC	A/T	Permitting	S P	As Req.	As Req.	As Req.		-	-	-	GEN-6
GEN-7	CONS	Submit CBO approval of any corrective action to CEC.	Transmit a copy of the CBO's approval of any corrective action taken to resolve a discrepancy to the CPM.	MCR	CBO/CEC	A/T	Permitting	S P	As Req.	As Req.	As Req.		-	-	-	GEN-7
GEN-7	CONS	If corrective action is disapproved, advise CEC within 5 days revised corrective action.	If any corrective action is disapproved, advise the CPM, within five days, of the reason for disapproval and the revised corrective action to obtain CBO's approval.	within 5 days of disapproval by CBO	CBO/CEC	A/T	Permitting	S P	As Req.	As Req.	As Req.		-	-	-	GEN-7
GEN-8	CONS	Submit Letter to CBO with copy to CEC that all work is ready for inspection.	Submit to the CBO, with a copy to the CPM, in the next monthly compliance report, (a) a written notice that the completed work is ready for final inspection, and (b) a signed statement that the work conforms to the final approved plans.	within 15 days of completion of CBO-approved work	CBO/CEC	A/T	Permitting	S P	As Req.	As Req.	As Req.		-	-	-	GEN-8
GEN-8	CONS	Submit Letter confirming all documents are stored on site and location to CPM.	Submit to the CPM a letter stating both that the above documents have been stored and the storage location of those documents.	After storing the final approved engineering plans etc	CEC	A/T	Permitting	S P	7/15/2014	As Req.	As Req.		-	-	-	GEN-8
GEN-8	COMM	Submit 3 Sets of Electronic Copies to CBO.	Provide to the CBO three sets of electronic copies of the above documents at the project owner's expense. These are to be provided in the form of "read only" (Adobe .pdf 6.0) files, with restricted (password-protected) printing privileges, on archive quality compact disks.	within 90 days of completion of construction	CBO	A/T	Civil/Permitting	P G/S P	10/15/2014	As Req.	As Req.		-	-	-	GEN-8
CIVIL-1	PC	Submit the Grading Plans to the CBO for review and approval and a copy of the transmittal letter to CEC.	Submit the 1. Design of the proposed drainage structures and the grading plan; 2. An erosion and sedimentation control plan; 3. Related calculations and specifications, signed and stamped by the responsible civil engineer; and 4. Soils, geotechnical, or foundation investigations reports required by the 2007 CBC to the CBO for design review and approval.	15 days prior to site grading	CBO/CEC	A/T	Civil	S P	8/29/2011	6/1/2013	7/29/2011		-	-	-	CIVIL-1
CIVIL-1	PC	Submit a written statement certifying that the documents have been approved by the CBO.	Submit a written statement certifying that the documents have been approved by the CBO.	in the next MCR	CBO/CEC	A/T	Permitting	S P	9/10/2011	9/10/2011	9/10/2011		-	-	-	CIVIL-1
CIVIL-2	CONS	Notify CEC within 24 hours when Earthwork and Construction are stopped as a result of adverse geologic/soil conditions.	Notify the CPM within 24 hours, when earthwork and construction is stopped as a result of unforeseen adverse geologic/soil conditions. Within 24 hours of the CBO's approval to resume earthwork and construction in the affected areas, provide to the CPM a copy of the CBO's approval.	24 hours following stop of construction; & within 24-hours of CBO's approval to resume	CBO/CEC	AS+A/T	ASI/Permitting	H B/S P	As Req.	As Req.	As Req.		-	-	-	CIVIL-2
CIVIL-3	CONS	RE to send NCR to CBO and CEC.	RE shall transmit to the CBO and the CPM a non-conformance report (NCR), and the proposed corrective action for review and approval.	within 5 days of discovery of discrepancies	CBO/CEC	AS+A/T	ASI/Field	H B/L L	As Req.	As Req.	As Req.		-	-	-	CIVIL-3
CIVIL-3	CONS	Owner to submit corrective action to CBO and CEC.	Owner shall submit the details of the corrective action to the CBO and CPM.	within 5 days of resolution of NCR	CBO/CEC	AS+A/T	ASI/Permitting	H B/S P	As Req.	As Req.	As Req.		-	-	-	CIVIL-3
CIVIL-3	CONS	Include NCR's in MCR.	A list of NCRs, for the reporting month, shall be included in MCR.	monthly in MCR	CEC	AS+A/T	ASI/Permitting	H B/S P	As Req.	As Req.	As Req.		-	-	-	CIVIL-3
CIVIL-4	CONS	Submit Grading Plans to CBO for Review and Approval with a Transmittal Copy to CEC	Submit to the CBO, for review and approval, the final grading plans (including final changes) and the responsible civil engineer's signed statement that the installation of the facilities and all erosion control measures were completed in accordance with the final approved combined grading plans and that the facilities are adequate for their intended purposes, along with a copy of the transmittal letter to the CPM.	30 days of completion of erosion and sediment control work	CBO/CEC	A/T	Civil/Permitting	S P	7/1/2014	-	-		-	-	-	CIVIL-4
CIVIL-4	CONS	Send the CPM a copy of the transmittal letter in the next monthly compliance report.	Submit a copy of the CBO's approval to the CPM in the next monthly compliance report.	In the next MCR following approval	CEC	A/T	Permitting	S P	As Req.	As Req.	As Req.		-	-	-	CIVIL-4
STRUC-1	PC	Submit Structural Plans to CBO for Review and Approval with a Transmittal Copy to CEC	At least 60 days (or project owner and CBO approved alternative time frame) prior to the start of any increment of construction of any structure or component listed in the CBO-approved master drawing and master specifications list, the project owner shall submit to the CBO the above final design plans, specifications and calculations, with a copy of the transmittal letter to the CPM.	60 days prior to the start of construction of listed major structure	CBO/CEC	A/T	Mechanical	M A	As Req.	As Req.	As Req.		-	-	-	STRUC-1
STRUC-1	PC	Send the CPM a copy of the transmittal letter in the next monthly compliance report.	Submit to the CPM, in the next monthly compliance report, a copy of a statement from the CBO that the proposed structural plans, specifications, and calculations have been approved and comply with the requirements set forth in applicable engineering LORS.	In the next MCR following approval	CEC	A/T	Permitting	S P	As Req.	As Req.	As Req.		-	-	-	STRUC-1
STRUC-2	CONS	Send the CPM a copy of any Discrepancies in the form of an NCR and Include Corrective Actions	If a discrepancy is discovered in any of the above data, prepare and submit an NCR describing the nature of the discrepancies and the proposed corrective action to the CBO, with a copy of the transmittal letter to the CPM. The NCR shall reference the condition(s) of certification and the applicable CBC chapter and section.	within 5 days of discovery of discrepancies	CEC	A/T	Permitting	S P	As Req.	As Req.	As Req.		-	-	-	STRUC-2
STRUC-2	CONS	Submit a copy of the corrective action to the CBO and the CPM.	Submit a copy of the corrective action to the CBO and the CPM.	within 5 days of resolution of NCR	CBO/CEC	A/T	Structural/Permitting	A T/S P	As Req.	As Req.	As Req.		-	-	-	STRUC-2
STRUC-2	CONS	Submit a copy of the CBO's corrective action decision to the CPM.	Transmit a copy of the CBO's approval or disapproval of the corrective action to the CPM .	within 15 days of CBO decision	CBO/CEC	A/T	Permitting	S P	As Req.	As Req.	As Req.		-	-	-	STRUC-2
STRUC-2	CONS		If disapproved, advise the CPM, the reason for disapproval, and the revised corrective action to obtain CBO's approval.	within 5 days of disapproval by CBO	CBO/CEC	A/T	Structural/Permitting	A T/S P	As Req.	As Req.	As Req.		-	-	-	STRUC-2
STRUC-3	PC & CONS	Submit a copy of intended design changes to the CBO and a copy of the transmittal to the CPM.	Notify the CBO of the intended filing of design changes, and submit the required number of sets of revised drawings and the required number of copies of the other above-mentioned documents to the CBO, with a copy of the transmittal letter to the CPM.	on a schedule suitable to the CBO	CBO/CEC	A/T	Structural/Permitting	A T/S P	As Req.	As Req.	As Req.		-	-	-	STRUC-3
STRUC-3	PC & CONS	Submit a copy of the CBO's Plan and Inspection Approvals.	Notify the CPM, via monthly compliance report, when the CBO has approved the revised plans.	In the next MCR following approval	CBO/CEC	A/T	Permitting	S P	As Req.	As Req.	As Req.		-	-	-	STRUC-3
STRUC-4	CONS	Submit Structural Tank or Vessel Plans to CBO for Review and Approval with a Transmittal Copy to CEC	Prior to the start of installation of the tanks or vessels containing the specified quantities of toxic or hazardous materials, submit to the CBO for design review and approval final design plans, specifications, and calculations, including a copy of the signed and stamped engineer's certification.	30 days prior to installation	CBO	A/T	Structural/Permitting	A T/S P	As Req.	As Req.	As Req.		-	-	-	STRUC-4
STRUC-4	CONS	Submit a copy of the CBO's Plan and Inspection Approvals.	Send copies of the CBO approvals of plan checks to the CPM in the following monthly compliance report. Also transmit a copy of the CBO's inspection approvals to the CPM in the monthly compliance report following completion of any inspection.	In the next MCR following approval	CBO/CEC	A/T	Permitting	S P	As Req.	As Req.	As Req.		-	-	-	STRUC-4
MECH-1	CONS	Submit Piping and Plumbing Plans to CBO for Review and Approval	At least 30 days (or project owner- and CBO-approved alternative time frame) prior to the start of any increment of major piping or plumbing construction listed in the CBO-approved master drawing and master specifications list, the project owner shall submit to the CBO for design review and approval the final plans, specifications, and calculations, including a copy of the signed and stamped statement from the responsible mechanical engineer certifying compliance with applicable LORS.	30 days prior to the start of any increment of major piping or plumbing construction	CBO	A/T	Mechanical/Permitting	M A/S P	As Req.	As Req.	As Req.		-	-	-	MECH-1
MECH-1	CONS	Send the CPM a copy of the transmittal letter.	Send the CPM a copy of the transmittal letter.	in the next MCR	CEC	A/T	Permitting	S P	As Req.	As Req.	As Req.		-	-	-	MECH-1
MECH-1	CONS	Send the CPM a copy of the Inspection Approval from CBO.	Transmit to the CPM following completion of any inspection, a copy of the transmittal letter conveying the CBO's inspection approvals.	In the next MCR following inspection	CBO/CEC	A/T	Permitting	S P	As Req.	As Req.	As Req.		-	-	-	MECH-1
MECH-2	CONS	Submit Pressure Vessel Plans to CBO for Review and Approval and Transmittal to CEC.	For all pressure vessels installed in the plant: Submit to the CBO for design review and approval, the listed documents, including a copy of the signed and stamped engineer's certification, with a copy of the transmittal letter to the CPM.	30 days prior to the start of PV on-site fabrication or installation	CBO	A/T	Mechanical/Permitting	M A/S P	As Req.	As Req.	As Req.		-	-	-	MECH-2
MECH-2	CONS & COMM	Send the CPM a copy of the Inspection Approval from CBO.	Transmit to the CPM, following completion of any inspection, a copy of the transmittal letter conveying the CBO's and/or Cal-OSHA inspection approvals.	In the next MCR following inspection	CEC	A/T	Permitting	S P	As Req.	As Req.	As Req.		-	-	-	MECH-2
MECH-3	CONS	Submit HVAC Plans to CBO for Review and Approval and Transmittal to CEC.	Prior to the start of construction of any HVAC or refrigeration system, submit to the CBO the required HVAC and refrigeration calculations, plans, and specifications, including a copy of the signed and stamped statement from the responsible mechanical engineer certifying compliance with the CBC and other applicable codes, with a copy of the transmittal letter to the CPM.	30 days prior to construction of any HVAC or refrigeration system	CBO/CEC	A/T	Mechanical/Permitting	M A/S P	As Req.	As Req.	As Req.		-	-	-	MECH-3
ELEC-1	CONS	Submit Electrical Plans to CBO for Review and Approval with a Transmittal Copy to CEC	Prior to the start of each increment of electrical construction, submit to the CBO for design review and approval the above listed documents. Include in this submittal a copy of the signed and stamped statement from the responsible electrical engineer attesting compliance with the applicable LORS.	30 days prior to start of each increment of electrical construction	CBO/CEC	A/T	Electrical	M K	As Req.	As Req.	As Req.		-	-	-	ELEC-1
ELEC-1	CONS	Send the CPM a copy of the transmittal letter in the next monthly compliance report.	Send the CPM a copy of the transmittal letter in the next monthly compliance report.	in the next MCR	CBO/CEC	A/T	Permitting	S P	As Req.	As Req.	As Req.		-	-	-	ELEC-1
PAL-1	PC	Submit statement and resume of availability of PRS	Submit a resume and statement of availability of its designated paleontological resource specialist (PRS) for on-site work.	60 days prior to ground disturbance	CEC	AS	ASI	M S	6/29/2011	3/1/2011	6/29/2011		-	-	-	PAL-1
PAL-1	PC	Provide letter naming all monitors	Provide a letter with resumes naming anticipated monitors for the project, stating that the identified monitors meet the minimum qualifications for paleontological resource monitoring required by the condition. If additional monitors are obtained during the project, the PRS shall provide additional letters and resumes to the CPM. The letter shall be provided to the CPM no later than one week prior to the monitor's beginning on-site duties.	20 days prior to ground disturbance	CEC	AS	ASI	M S	6/29/2011	3/1/2011	6/29/2011		-	-	-	PAL-1
PAL-1	CONS	Provide Resume of New PRS	Prior to the termination or release of a PRS, submit the resume of the proposed new PRS to the CPM for review and approval.	As required	CEC	AS	ASI	M S	As Req.	As Req.	As Req.		-	-	-	PAL-1
PAL-2	PC	Provide Monitor Maps to PRS and CEC	Provide the maps and drawings to the PRS and CPM.	30 days prior to ground disturbance	CEC	A/T + AS	ASI/AEPC Staff	M S/L B	6/29/2011	3/1/2011	6/29/2011		-	-	-	PAL-2
PAL-2	PC	Provide Revised Monitor Maps to PRS and CEC	If there are changes to the footprint of the project, revised maps and drawings shall be provided to the PRS and CPM.	15 days prior to ground disturbance	CEC	A/T + AS	ASI/AEPC Staff	H B/L B	As Req.	As Req.	As Req.		-	-	-	PAL-2

Cond. #	Sort Code	Description	Verification/Action/Submittal Required by Project Owner	Timeframe	Involved Agencies	Lead Respons. Party	Responsible Discipline	Lead Engineer/ Manager	Required Approval Date Drws/Docs	Actual Submittal Date Drws/Docs	Actual Approval Date Drws/Docs	(Submittal due to Change)	Approved As-Builts	Approved Inspection	COO	Cond. #
PAL-2	PC	Provide Scheduling Changes of Construction Phases to CEC	If there are changes to the scheduling of the construction phases, submit a letter to the CPM.	within 5 days of identifying changes	CEC	A/T + AS	ASI/AEPC Staff	H B/L B	As Req.	As Req.	As Req.		-	-	-	PAL-2
PAL-3	PC	Provide a Copy of the PRMMP to CEC	Provide a copy of a paleontological resources monitoring and mitigation plan (PRMMP) to the CPM. The PRMMP shall include an affidavit of authorship by the PRS and acceptance of the PRMMP by the project owner evidenced by a signature.	30 days prior to ground disturbance	CEC	AS	ASI	H B	6/29/2011	3/1/2011	6/29/2011		-	-	-	PAL-3
PAL-4	PC	Provide a Copy of the WEAP to CEC	Submit the proposed Worker Environmental Awareness Program (WEAP), including the brochure, with the set of reporting procedures for workers to follow.	30 days prior to ground disturbance	CEC	AS	ASI	H B	6/29/2011	3/1/2011	6/29/2011	BIO5-02-01 01/04/13	BIO5-02-01 02/20/13	-	-	PAL-4
PAL-4	PC	Provide a Copy of the WEAP to CEC	Submit the training program presentation/ materials to the CPM for approval if planning to use a presentation format other than an in-person trainer for training.	30 days prior to ground disturbance	CEC	AS	ASI	H B	6/29/2011	3/1/2011	6/29/2011		-	-	-	PAL-4
PAL-4	PC	Provide a Copy of the WEAP to CEC	If the owner requests an alternate paleontological trainer, the resume and qualifications of the trainer shall be submitted to the CPM for review and approval prior to installation of an alternate trainer. Alternate trainers shall not conduct training prior to CPM authorization.	As necessary	CEC	AS	ASI	H B	As Req.	As Req.	As Req.		-	-	-	PAL-4
PAL-4	CONS	Provide a Copy of the WEAP to CEC	Provide copies of the WEAP certification of completion forms with the names of those trained and the trainer or type of training (in-person or other approved presentation format) offered that month. Also include a running total of all persons who have completed the training to date.	MCR	CEC	AS	ASI	H B	Monthly	Monthly	Monthly		-	-	-	PAL-4
PAL-5	CONS	Notify CEC of Any Planned Monitoring Changes	Ensure that the PRS submits the summary of monitoring and paleontological activities in the MCR.	MCR	CEC	AS	ASI	H B	As Req.	As Req.	As Req.		-	-	-	PAL-5
PAL-5	CONS	Notify CEC of Any Planned Monitoring Changes	When feasible, the CPM shall be notified 10 days in advance of any proposed changes in monitoring different from the plan identified in the PRMMP. If there is any unforeseen change in monitoring, the notice shall be given as soon as possible prior to implementation of the change.	10 days in advance of proposed monitoring changes, or ASAP	CEC	AS	ASI	H B	As Req.	As Req.	As Req.		-	-	-	PAL-5
PAL-6	OPS	Maintain Paleontological Agreements	Maintain in compliance file copies of signed contracts or agreements with the designated PRS and other qualified research specialists. Maintain these files for a period of three years after project completion and approval of the CPM-approved paleontological resource report (see Condition of Certification PAL-7). Shall be responsible for paying any curation fees charged by the museum for fossils collected and curated as a result of paleontological mitigation. A copy of the letter of transmittal submitting the fossils to the curating institution shall be provided to the CPM.	maintain for 3 years after project completion and CPM-approval of PR Report	CEC	AS	ASI	ASI Staff	As Req.	As Req.	As Req.		-	-	-	PAL-6
PAL-7	CONS	Submit PRR	Submit the PRR under confidential cover to the CPM.	within 90 days of completion of ground disturbance	CEC	AS	ASI	M S	10/7/2014	-	-		-	-	-	PAL-7
TSE-1	PC	Submit Master Drawing and Specifications Lists 6/29/2011to CBO and CEC	At least 60 days prior to the start of construction of the transmission elements of the project, submit the schedule, a Master Drawing List, and a Master Specifications List to the CBO and to the CPM. The schedule shall contain a description and list of proposed submittal packages for design, calculations, and specifications for major structures and equipment. Additions and deletions shall be made to the table only with CPM and CBO approval.	60 days prior to start of construction of the transmission elements	A/T	A/T	Permitting	S P	8/29/2011	6/29/2011	8/29/2011		-	-	-	TSE-1
TSE-1	CONS	Provide Monthly Schedule Updates	Provide schedule updates in the MCR.	MCR	CEC	A/T	Permitting	S P	Monthly	Monthly	Monthly		-	-	-	TSE-1
TSE-2	PC	Provide CBO Resumes of All Responsible Project Engineers	Submit to CBO for review and approval, the names, qualifications and registration numbers of all the responsible engineers assigned to the project.	30 Days Prior to Rough Grading	CBO	A/T	Permitting	S P	8/1/2011	5/1/2011	6/1/2011		-	-	-	TSE-2
TSE-2	PC	Provide Resume copies to CEC	Notify CPM of the CBO's approval.	within 5 days of CBO approval	CEC	A/T	Permitting	S P	6/5/2011	6/5/2011	6/5/2011		-	-	-	TSE-2
TSE-2	PC & CONS	Provide Resume of New Engineer and notify CEC within 5 Days	If the designated responsible engineer is subsequently reassigned or replaced, the project owner has five days in which to submit the name, qualifications, and registration number of the newly assigned engineer to the CBO for review and approval. The project owner shall notify the CPM of the CBO's approval of the new engineer within five days of the approval.	within 5 days of change in RE	CBO, CEC	A/T	Permitting	S P	As Req.	As Req.	As Req.		-	-	-	TSE-2
TSE-3	CONS	Provide Copy of CBO approval or dissapproval	Submit a copy of CBO's approval or disapproval of any corrective action taken to resolve a discrepancy to the CPM.	within 15 days of receipt	CBO, CEC	A/T	Permitting	S P	As Req.	As Req.	As Req.		-	-	-	TSE-3
TSE-3	CONS	If Dissapproved, Provide Corrective Action	If disapproved, advise the CPM, the reason for disapproval, and the revised corrective action to obtain CBO's approval.	within 5 days of CBO disapproval	CBO, CEC	A/T	Permitting	S P	As Req.	As Req.	As Req.		-	-	-	TSE-3
TSE-4	CONS	Prior to start of Construction, Submit Proposed Design Plans to CBO	Prior to the start of each increment of construction, submit to the CBO for review and approval the final design plans, specifications and calculations for equipment and systems of the power plant switchyard, outlet line and termination, including a copy of the signed and stamped statement from the responsible electrical engineer attesting to compliance with the applicable LORS.	30 days prior to start of each increment of construction	CBO	A/T	Electrical	M K	As Req.	As Req.	As Req.		-	-	-	TSE-4
TSE-4	CONS	Send CEC a Copy of Transmittal	Send the CPM a copy of the transmittal letter.	in the next MCR	CEC	A/T	Permitting	S P	As Req.	As Req.	As Req.		-	-	-	TSE-4
TSE-5	CONS	Submit Proposed Transmission Facility Drawings to CBO	To ensure that proposed transmission facilities will conform to all applicable LORS, submit to the CBO for approval: Items A through G listed in the COC, including: Design drawings, specifications and calculations, with design criteria; Electrical one-line diagrams; the Special Protection System (SPS) sequencing and timing if applicable, a letter stating the mitigation measures or projects selected by the transmission owners for each reliability criteria violation are acceptable, an Operational study report based on the expected or current COD from the California ISO and/or SCE, and a copy of the executed LGIA signed by the California ISO and the project owner.	60 days prior to construction of transmission facilities	CBO	A/T + AS	Electrical	TS/MM K	As Req.	TSE5-00-00 INTO THE CEC 11.08.2013 APPROVED 12.02.2013	TSE5-00-00 INTO THE CEC 11.08.2013 APPROVED 12.02.2013		-	-	-	TSE-5
TSE-6	CONS	Submit Change Request of Transmission Facility Drawings to CBO and CEC	Inform the CBO and the CPM of any impending changes that may not conform to requirements of TSE-5 and request review for approval each change.	60 days prior to construction of transmission facilities	CBO, CEC	A/T	Electrical	M K	As Req.	As Req.	As Req.		-	-	-	TSE-6
TSE-7	COMM	Provide CEC a Copy of CAISO Letter	Provide copies of the CAISO letter to the CPM when it is sent to the CAISO.	1 week prior to initial synchronization with grid	CAISO, CEC	A/T	Electrical	M K	5/24/2014	-	-		-	-	-	TSE-7
TSE-7	COMM	Contact CAISO One Day Prior to Synchronization	Contact CAISO Outage Coordination Department, Mon thru Fri, between 0700 and 1530 at (916) 351-2300 at least one business day prior to synchronizing the facility with the grid for testing. A report of conversation with the CAISO shall be provided electronically to the CPM one day before synchronizing the facility with the CA transmission system for the first time.	1 day prior to initial synchronization with grid	CAISO, CEC	A/T	Electrical	M K	5/31/2014	-	-		-	-	-	TSE-7
TSE-8	COMM	Submit As-Built Drawings to CBO and CEC	1 record set to the CPM and CBO- "As-Builts" and one-line drawings of the electrical portion; " as built" engineering description of the mechanical, structural, and civil portion of the transmission facilities they shall be maintained at the power plant and made available if requested for CPM Audit. A summary of inspections of the completed transmission facilities. [see COC]	within 60 days after first synchronization	CBO, CEC	A/T	Electrical	M K	8/1/2014	-	-		-	-	-	TSE-8