DOCKETED

Docket Number:	09-AFC-05C
Project Title:	Abengoa Mojave Compliance
TN #:	201744
Document Title:	January 2014 Monthly Compliance Report
Description:	N/A
Filer:	Dale Rundquist
Organization:	Abengoa Mojave Solar
Submitter Role:	Applicant
Submission Date:	2/14/2014 9:08:51 AM
Docketed Date:	2/14/2014

ABENGOA SOLAR
Mojave Solar LLC
13911 Park Avenue, Suite 206 Phone: 760.962.9200
Victorville, CA 92392 Fax: 760.962.9292

SUBMITTED ELECTRONICALLY

Subject: **09-AFC-5C**
Description: **Monthly Compliance Report**
Date: **February 14, 2014**
Distribution: **Dale Rundquist, CEC; Carol Hammel-Smith, US DOE; Wendy Campbell, DFW; Ray Bransfield, FWS**

Dale Rundquist, CPM
California Energy Commission
1516 Ninth Street
Sacramento, California 95814

Dear Mr. Rundquist,

The attached Monthly Compliance Report for January 2014 is submitted for your review as part of ongoing reporting required by the California Energy Commission's Conditions of Certification for the Mojave Solar Project. This monthly report has been added to the archival site.

Please direct any question to me.

Sincerely,
William "Bill" Grisolia
Compliance Management
41234 Harper Lake Road
Hinkley, California 92347
(303) 885-2036 Cell

Attachment: Monthly Compliance Report

Mojave Solar Project
Monthly Compliance Report



January 2014 Reporting Period

Prepared for:

Mojave Solar LLC
13911 Park Avenue, Suite 206
Victorville, California 92392

Introduction

During construction of the Mojave Solar Project, monthly compliance reports are provided to the California Energy Commission (CEC) as required by Condition of Certification COMPLIANCE-6 of the License Decision, docket number 09-AFC-5C. This is the Monthly Compliance Report (MCR) for January 2014.

Construction activities in January included solar field piping assembly, solar field instrumentation installation, completion of main HTF pump foundations, installation of piping in the racks, steam generator piping mechanical assembly, water treatment plant skid delivery and installation, administration and control building construction, electrical building erection, and assembling of the steam turbines and condensers.

The following table provides a summary of all areas covered in this report.

Mojave Solar Project Monthly Compliance Reporting	
Condition of Certification (COC) Topics	Appendix
Air Quality	See Appendix A
Biological Resources	See Appendix B
Cultural Resources	See Appendix C
Paleontological Resources	See Appendix D
Waste Management	See Appendix F
Worker Safety	See Appendix E
Soil and Water	See Appendix F
General Conditions	See Appendix F
Civil	See Appendix F
Structural	See Appendix F
Mechanical	See Appendix F
Electrical	See Appendix F
Transmission System Engineering	See Appendix F
Compliance Matrix	See Appendix G

Appendix A
Air Quality Resources

Mojave Solar Project
Monthly Compliance Report
San Bernardino County, California

January 2014 Reporting Period

CH2M HILL
2485 Natomas Park Drive
Suite 600
Sacramento, CA
95833-2937
Tel: 916.920.0300
Fax: 916.920.8463

February 5, 2014

Dale Rundquist, CPM
California Energy Commission
Siting, Transmission & Environment Protection (STEP) Division
1516 Ninth Street (MS-2000)
Sacramento, CA 95814
drundqui@energy.state.ca.us

RE: AQ-SC3, AQ-SC4, AQ-SC5, and WORKER SAFETY-8 Monitoring and Mitigation Activities at Mojave Solar Project (09-AFC-5C) for January 1 through January 31, 2014

Dear Mr. Rundquist:

This letter is to update you on the air quality construction monitoring occurring at the Mojave Solar Project (MSP) site during January 2014. Compliance with the WORKER SAFETY-8 condition was also monitored. Construction activities occurred January 1 through 31, 2014. Compliance monitoring was performed by Jose Manuel Bravo Romero of Abengoa; who is the full-time onsite Air Quality Construction Mitigation Manager (AQCMM). I, Christopher Waller of CH2M HILL, am the designated AQCMM delegate and visited the site on January 29, 2014, to ensure compliance with record keeping and conditional requirements.

Overview

Construction activities in January included parabolic trough collector (PTC) assembly, heat transfer fluid (HTF) pipe installation, steam turbine generator (STG) assembly, expansion vessel installation, ullage/overflow system construction, fire protection system installation, water treatment plant (WTP) and WTP filter construction, nitrogen system construction, air compressor system construction, electrical equipment panel installation, diesel generator installation, transformer installation, solar field grouting and loop connection, solar field and power block grounding, water well and pump installation, and tortoise fence installation. Construction was monitored for compliance with Conditions of Certification (COCs) AQ-SC3, AQ-SC4, AQ-SC5, and WORKER SAFETY-8. New equipment brought onsite during January was issued a tag in accordance with AQ-SC5a, and evaluated for compliance with AQ-SC5b through AQ-SC5d. A summary of the compliance with the Air Quality Construction Mitigation Plan (AQCMP) is provided in the following sections. Daily, weekly, and monthly observation logs and other site inspection forms are maintained onsite and available upon request.

Compliance Assessment

AQ-SC3 – Fugitive Dust Control

All of the AQ-SC3 COCs were in effect during January 2014. The following section summarizes each COC and describes the level of compliance.

- AQ-SC3a: Soil stabilizers on main access roads and delivery areas

  Soil stabilizers have been applied to finished access roads and delivery areas. Main roads in Beta have been paved.

- AQ-SC3b: Watering of disturbed areas

  Watering of actively disturbed areas was performed for all construction activities with the potential to create airborne dust plumes. When necessary, watering was intensified as directed by the onsite AQCMM and construction managers.

- AQ-SC3c: Speed limits

  The required speed limits have been enforced onsite.

- AQ-SC3d: Speed limit signage

  Speed limit signage has been posted and is clearly visible at all site entrances.

- AQ-SC3e: Tire inspection and washing prior to exiting to paved roadway

  Although tire washing stations have not been installed, all construction vehicles are inspected for dirt and other debris prior to exiting to paved public roadways.

- AQ-SC3f: Tire washing station

  As stated above, no tire washing stations have been installed. However, tires of construction vehicles are inspected for dirt and other debris prior to exiting to paved public roadways.

- AQ-SC3g: Unpaved exit treatment

  Rumble plates are installed at all site exits.

- AQ-SC3h: Construction vehicles use approved entrances only

  When traveling between sites, construction vehicles use approved entrances only.

- AQ-SC3i: Run-off onto public roadways

  Earthmoving activities have resulted in run-off being directed away from paved public roadways. In addition, fiber rolls have been placed where the potential for run-off onto public roadways exist. Watering has not resulted in run-off onto public roadways.

- AQ-SC3j: Sweeping of paved roads within construction site

  Sweeping of paved roads within the site is performed as necessary.

- AQ-SC3k: Sweeping of public paved roadways with access to the MSP site

  Sweeping of Harper Lake Road and Lockhart Road is performed as necessary.

- AQ-SC3l: Stabilization of storage piles

  Significant earthmoving activities performed during January 2014 included excavation for various foundations within Alpha and Beta. Areas disturbed during foundation excavation were sufficiently watered during all construction activities. Additional storage piles exist to the east of the Alpha evaporation pond. These storage piles are watered frequently, and will be re-distributed at a later date. All other soil piles are temporary excavation spoils or grading excesses that are re-distributed prior to exceeding the 10-day limit for cover or treatment.

- AQ-SC3m: Stabilization of transported solid bulk material

  Transported solid bulk materials are sufficiently watered, and at least one foot of freeboard is provided during transportation.

- AQ-SC3n: Wind control techniques

  Wind fencing has been installed in Alpha East, Alpha West, and Beta along the eastern and western borders of each area.

AQ-SC4 – Dust Plumes & WORKER SAFETY-8 – Site Worker Fugitive Dust Protection

The following construction activities were performed during the January 1 to January 31, 2014 reporting period:

- PTC assembly and installation.
- HTF pipe, pipe header, pipe insulation, and hose installation and welding.
- HTF rack assembly.
- Solar field loop connection welding.
- STG auxiliary structure construction and piping assembly.
- STG and condenser assembly.
- Electrical and cable tray and tray support installation.
- End loop welding and grouting.
- PTC and HTF pipe instrument installation.
- Power block auxiliary structure construction and installation.
- Power block and solar field grounding.
- Power block grouting.
- Foundation and structure construction within the power blocks.
- Cooling tower piping assembly
- Repairs to evaporation ponds and installation of evaporation pond ladders.
- WTP and WTP filter foundation construction.
- WTP rack, equipment, and pipe utilities installation and welding.
- WTP power tray foundation excavation and construction.
- Excavation and construction of various foundations including pipe supports, Skid 15A, and MP-303.
- Bus duct and earthing resistor foundation excavation and construction.
- Rack equipment installation.
- Rack silencer foundation construction.
- Ullage/overflow system construction.
- Expansion vessel installation.

- Electrical, administration, and control building construction and installation.
- Electrical, administration, and control building sidewalk construction.
- Nitrogen system construction.
- Air compressor system construction.
- Electrical equipment panel installation
- Diesel generator installation.
- Transformer installation
- Fire protection system installation.
- Monitoring well development.
- Tortoise fence installation.

Certain construction activities were suspended on one occasion in January 2014. On January 30, crane work was stopped due to high wind. During the stoppage due to wind, work within buildings and small miscellaneous outdoor construction activities continued. The following table summarizes the stoppage event and the construction activities stopped during the event.

Table 1
January 2014 Construction Activity Stoppages due to High Wind Conditions

Date	Time	Description of Construction Activity Stoppage	Maximum Recorded Wind Speed (mph)
1/30/2014	11:30	Cranes in the power blocks were stopped.	24

Soil stabilization has been implemented on finished haul roads and delivery areas. In addition, main roads in Beta and Harper Lake Road south of Lockhart Road have been paved. Unfinished areas and haul roads without soil stabilizers are watered daily to mitigate against the formation of fugitive dust. A truck washing station has not been installed. However, rumble plates are installed at all site entrances/exits, and the tires of construction vehicles are inspected for dirt and other debris and swept clean as needed prior to exiting the site onto paved roadways.

AQ-SC5 – Diesel-Fueled Engine Control

Attachment 1 to this letter contains a list of equipment operated onsite during January 2014. The list contains equipment information including manufacturer, model, California Air Resources Board (CARB) Equipment Identification Number (EIN), engine model year, engine horsepower, and U.S. Environmental Protection Agency (USEPA) certified tier level.

The following list summarizes each COC for AQ-SC5 and describes the level of compliance.

- AQ-SC5a: Equipment Tags

  A visible air quality tag with a unique number (AQ #) was issued and adhered to all equipment that arrived onsite between January 1 and January 31, 2014.

- AQ-SC5b: USEPA Engine Tier Requirement

  All construction equipment that arrived onsite between January 1 and January 31, 2014, had Tier 3 engines, except one forklift. A Trak forklift (AQ #520) with a Tier 2 engine arrived onsite on January 18. The forklift was removed from the site on January 28, and it will not be brought onsite in the future.

- AQ-SC5c: Retrofit Control Termination

  No equipment with retrofit control technology was brought onsite.

- AQ-SC5d: Maintenance Records

  Maintenance records for all vehicles are available upon request.

- AQ-SC5e: "All diesel heavy construction equipment shall not idle for more than five minutes."

  Idle time was monitored by the activity managers and AQCMM. This condition was met during this reporting period.

- AQ-SC5f: Electric motors

  The use of construction equipment with electric motors was not feasible for current construction activities.

Please feel free to call (714) 435-6268 for questions, clarifications, or additional information.

Sincerely,

CH2M HILL



Christopher Waller
Staff Environmental Engineer
AQCMM Delegate
christopher.waller@ch2m.com

c: Jose Manuel Bravo Romero / Abengoa, AQCMM
Christopher Waller / CH2M HILL, AQCMM Delegate

Attachment
Construction Equipment Mojave Solar Project

Construction Equipment for Mojave Solar Project – January 2014 Equipment Inventory									
Manufacturer	**Model**	**EIN**	**Engine Year**	**Horse Power**	**Engine Tier**	**Vehicle Type**	**Date Arrived**	**Date Left Site**	**Comments**
CATERPILLAR	950G	GH6Y78	2005	183	2	Rubber-Tired Loader	2011		GFE Received
DEERE	200D	KF4B33	2011	159	3	Excavator	2011		
CATERPILLAR	CS683E	TX8P94	2005	173	2	Roller	2011		GFE Received
CATERPILLAR	834B	VF5F83	2010	440	3	Rubber-Tired Dozer	2011		
CATERPILLAR	325DL	JB4V37	2006	168	2	Excavator	1/3/2012		GFE Received
DEERE	410J	BB3T68	2011	97	4	Tractor/Loader/Backhoe	1/5/2012		
SKYTRAK	8042	HY9R57	2008	110	3	Forklift	1/23/2012		
CATERPILLAR	651B	JA9X63	2006	540	3	Scraper	3/9/2012		
CATERPILLAR	651B	TR7R75	2006	540	3	Scraper	3/9/2012		
CASE	580_SM	BJ8N36	2007	95	2	Tractor/Loader/Backhoe	4/23/2012		GFE Received
DEERE	310J	DA4B63	2007	75.1	2	Tractor/Loader/Backhoe	4/23/2012		GFE Received
CATERPILLAR	631C	JW5C94	2010	452	3	Scraper	4/23/2012		
CATERPILLAR	140H	HM5E53	2005	165	2	Grader	6/19/2012		GFE Received
DEERE	328	AA9M73	2007	82	2	Skid Steer Loader	8/10/2012		GFE Received
SKYTRAK	8042	KP9P46	2007	110	3	Forklift	8/17/2012		
P&H	453-130	BY3X34	2008	139	3	Crane	9/5/2012		
CATERPILLAR	414E	WJ4X56	2006	92	2	Tractor/Loader/Backhoe	9/5/2012		GFE Received
A&L	210LJ	HK4M87	2011	84	4	Tractor/Loader/Backhoe	10/5/2012		
DEERE	310J	SS4K74	2011	84	4	Tractor/Loader/Backhoe	10/5/2012		
TEREX	RT230-1	TB3E79	2006	130	2	Crane	10/5/2012		GFE Received
GROVE	RT518	XE8V88	2008	142	3	Crane	10/5/2012		

Construction Equipment for Mojave Solar Project – January 2014 Equipment Inventory									
Manufacturer	**Model**	**EIN**	**Engine Year**	**Horse Power**	**Engine Tier**	**Vehicle Type**	**Date Arrived**	**Date Left Site**	**Comments**
TEREX	RT 780	KT4X64	2005	275	2	Crane	10/05/12		GFE Received
TEREX	RT665	NB5R93	2007	215	3	Crane	10/25/2012		
DEERE	310SJ	SP4F87	2011	100	4	Tractor/Loader/Backhoe	10/25/2012		
CATERPILLAR	450E	UB3H55	2008	136	3	Tractor/Loader/Backhoe	10/25/2012		
DIECI	45.17 Icarus	EP4W64	2013	195	4	Rough Terrain Forklift	11/1/2012		
DEERE	210LJ	JW3M53	2011	74	4	Tractor/Loader/Backhoe	11/14/2012		
JLG	G10-55A	WR3G83	2011	130	3	Forklift	11/14/2012		
SKY TRACK	10054	HB6Y56	2012	100	4	Rough Terrain Forklift	11/19/2012		
TEREX	RT780	HR3X86	2006	275	3	Crane	11/19/2012		
GROVE	RT650E	YH5P85	2007	165	3	Crane	11/19/2012		
GENIE	GTH-1056	BJ6A33	2012	139	4	Forklift	11/30/2012		
DEERE	410J	LX6M39	2011	99	4	Tractor/Loader/Backhoe	11/30/2012		
HYSTER	H120FT	NM9Y89	2011	74	4	Forklift	11/30/2012		
JLG	G9-43A	PW7E85	2011	99	4	Forklift	11/30/2012		
GENIE	1056	WG4N88	2010	139	3	Forklift	11/30/2012		
GRADALL	534D9	LG6P89	2011	99	3	Forklift	12/10/2012		
SKY TRAK	10054	YW7Y65	2008	110	3	Forklift	12/10/2012		
CATERPILLAR	315D	BX7C54	2011	115	3	Excavator	12/19/2012		
CATERPILLAR	430E	CT9E46	2011	110	3	Backhoe	12/19/2012		
CATERPILLAR	966H	CU4A75	2008	261	3	Loader	12/19/2012		
JLG	10054	AW6L59	2011	110	3	Forklift	12/27/2012		

Construction Equipment for Mojave Solar Project – January 2014 Equipment Inventory									
Manufacturer	**Model**	**EIN**	**Engine Year**	**Horse Power**	**Engine Tier**	**Vehicle Type**	**Date Arrived**	**Date Left Site**	**Comments**
NEW HOLLAND	B95	DS7V79	2007	95	3	Backhoe	12/27/2012		
TEREX	GTH1056	PP3H77	2011	116	3	Forklift	12/27/2012		
SKYJACK	8042	CE4F84	2008	110	3	Forklift	1/3/2013		
CATERPILLAR	321D	CK7S75	2011	147	3	Excavator	1/3/2013		
TEREX	RT 780	VA3N64	2005	275	3	Crane	1/3/2013		
CATERPILLAR	140M2	XA6E55	2012	264	3	Graders	1/3/2013		
SKYTRAK	8042	HE9X93	2008	110	3	Forklift	1/7/2013		
CATERPILLAR	420F	AE5W73	2012	99.9	3	Backhoe	1/9/2013		
HAMM	3307	GC6S79	2012	74	3	Roller	1/11/2013		
BOMAG	BW177DH	TJ4G76	2010	110	3	Roller	1/11/2013		
CATERPILLAR	420F	AX9E77	2012	99.9	3	Backhoe	1/15/2013		
BOBCAT	S160	KY3G93	2003	56	3	Skid steer	1/15/2013		
KOBELCO	SK70SR	TK3Y36	2005	55	3	Excavator	1/15/2013		
SKYTRAK	10054	WS4M75	2012	100	3	Forklift	1/16/2013		
INGERSOLL - RAND	SD40	WM7E75	2000	80	3	Roller	1/18/2013		
VOLVO	SD100D	AH4W67	2008	130	3	Roller	1/23/2013		
DEERE	210LJ	UC9P95	2011	99.9	3	Backhoe	1/23/2013		
KOMATSU	WA380-6	US8T79	2006	191	3	Loader	1/23/2013		
DEERE	710J	XF3R63	2008	123	3	Backhoe	1/23/2013		
KOMATSU	Fd100t-8	KP8W75	2009	173	3	Forklift	1/23/2013		

Construction Equipment for Mojave Solar Project – January 2014 Equipment Inventory									
Manufacturer	**Model**	**EIN**	**Engine Year**	**Horse Power**	**Engine Tier**	**Vehicle Type**	**Date Arrived**	**Date Left Site**	**Comments**
HYUNDAI	160D-7E	NG7L33	2011	160	3	Forklift	2/2/2013		
DEERE	410J	TF9M89	2007	98	3	Backhoe	2/2/2013		
SKY_TRAK	6036	WK4S78	2006	75	3	Forklift	2/2/2013		
CASE	850L_LGP	MB4W34	2011	99	3	Dozer	2/2/2013		
JLG	G10-55A	LK4C88	2010	101	3	Forklift	2/2/2013		
CATERPILLAR	430F	TP8K57	2012	115.2	3	Backhoe	2/2/2013		
DEERE	210LE	YW3W53	2006	78	3	Backhoe	2/5/2013		
DEERE	135D	YF8D78	2008	97	3	Excavator	2/5/2013		
SKYJACK	VR-843D	UK9H48	2008	110	3	Forklift	2/5/2013		
TEREX	PT100	TT7L43	2010	99.9	3	Loader	2/8/2013		
DEERE	310J	MU8F49	2011	93	3	Backhoe	2/8/2013		
CATERPILLAR	420F	PJ4S33	2012	99.9	3	Backhoe	2/8/2013		
CATERPILLAR	420F	SH5P56	2012	99.9	3	Backhoe	2/11/2013		
OTHER	TJ-5000	MR6P63	2011	220	3	Trucks	2/11/2013		
JLG	G10-55A	KS9K64	2012	250	3	Forklift	2/11/2013		
JLG	G10-55A	Ty9H64	2012	150	3	Aerial Lift	2/11/2013		
HYSTER	H120FT	NM9Y89	2011	74	3	Forklift	2/11/2013		
JLG	660SJ	PC5J79	2012	49	3	Aerial Lift	2/11/2013		
CATERPILLAR	TL943	VT9L56	2011	99	3	Forklift	2/11/2013		
GENIE	Z45/25J	DK3J49	2012	49	3	Aerial Lift	2/19/2013		
TEREX	RT780	VT7C39	2008	275	3	Cranes	2/19/2013		

Construction Equipment for Mojave Solar Project – January 2014 Equipment Inventory									
Manufacturer	**Model**	**EIN**	**Engine Year**	**Horse Power**	**Engine Tier**	**Vehicle Type**	**Date Arrived**	**Date Left Site**	**Comments**
JLG	400S	UV6D76	2006	49	3	Aerial Lift	2/19/2013		
CATERPILLAR	226B3	NS7R98	2011	61	3	Skid-steer-loaders	2/19/2013		
DEERE	135D	YF8D78	2008	97	3	Excavator	2/19/2013		
JLG	G6-42A	TJ4R94	2011	99	3	Forklift	2/19/2013		
GENIE	GTH-5519	JD8F98	2011	67	3	Forklift	3/16/2013		
JLG	10054	CW3C83	2012	85	3	Forklift	3/16/2013		
SKY-TRAK	10054	VA9U73	2008	110	3	Forklift	3/16/2013		
OTHER	XRM1254	EP7D46	2006	122	2	Aerial Lift	3/16/2013		GFE Received
TEREX	RT780	LP9U53	2007	275	3	Cranes	3/16/2013		
HITACHI	ZX300LC	PF9G47	2005	200	2	Excavator	3/16/2013		GFE Received
VOLVO	BL60	BK6U58	2012	83	3	Backhoes	3/18/2013		
JLG	G10-55A	NJ3A43	2013	130	3	Forklift	3/18/2013		
HYSTER	H360HD2	BF6N74	2012	155	3	Forklift	3/18/2013		
GRADALL	544D	MN3Y45	2005	200	2	Forklift	3/19/2013		GFE Received
CASE	580SM/2	SH8S69	2007	95	2	Backhoes	3/22/2013		On-site but not In use
CARELIFT	ZB20044-44	KV9A38	2011	160	3	Forklift	3/25/2013		
VOLVO	ECR88	RL9G83	2012	57	3	Excavator	3/28/2013		
JLG	G10-55A-CAB	WU9J47	2011	130	3	Forklift	3/28/2013		
CASE	580-SN	RT9H99	2011	97	3	Backhoes	3/29/2013		
JLG	G10-55A	WW6W44	2011	130	3	Forklift	3/29/2013		

Construction Equipment for Mojave Solar Project – January 2014 Equipment Inventory									
Manufacturer	**Model**	**EIN**	**Engine Year**	**Horse Power**	**Engine Tier**	**Vehicle Type**	**Date Arrived**	**Date Left Site**	**Comments**
CATERPILLAR	TL1255	SU4H58	2011	138	3	Forklift	3/29/2013		
HYSTER	H210	KH9A63	2004	195	2	Forklift	3/29/2013		GFE Received
JLG	G6-42A	JT4R94	2011	99	3	Forklift	3/16/2013		
JLG	G10-55A	UB3R85	2007	140	3	Forklift	3/26/2013		
GENIE	TH1056C	HX5Y45	2005	125	2	Forklift	3/29/2013		GFE Received
VOLVO	ERC145DL	RB7E53	2012	114	3	Excavator	4/2/2013		
INGERSOLL-RAND	SD45D/F	ES5C78	2006	80	2	Roller	4/2/2013		GFE Received
VOLVO	SD43D/F	TY8A44	2007	80	2	Paver	4/2/2013		GFE Received
CATERPILLAR	D8T	WJ8T88	2006	310	3	Tractors/Loaders/Backhoes	4/2/2013		
SKY-TRAK	10054	KB9Y73	2012	110	3	Forklift	4/2/2013		
DEERE	200D	AB7M73	2011	159	3	Excavator	4/2/2013		
LIEBHERR	LTM_1220-5.1	AD6Y38	2008	496	3	Crane	4/3/2013		
CATERPILLAR	345DL	EC8J65	2008	410	3	Excavator	4/3/2013		
VOLVO	L90G	UM9N34	2012	161	3	Tractors/Loaders/Backhoes	4/3/2013		
VOLVO	L90G	KR7W43	2012	161	3	Tractors/Loaders/Backhoes	4/3/2013		
VOLVO	SD-100D	VU9S58	2008	130	3	Roller	4/4/2013		
DEERE	JD450JLT	KM3W94	2010	77	3	Other	4/4/2013		
GRADALL	G6-42P	VH3R63	2005	99	2	Other	4/4/2013		GFE Received
GRADALL	G6-42A	AR6S85	2006	99.9	2	Forklift	4/4/2013		GFE Received
KOMATSU	PC400LC-7EO	TA7R86	2006	353	3	Backhoe	4/4/2013		

Construction Equipment for Mojave Solar Project – January 2014 Equipment Inventory									
Manufacturer	**Model**	**EIN**	**Engine Year**	**Horse Power**	**Engine Tier**	**Vehicle Type**	**Date Arrived**	**Date Left Site**	**Comments**
INGERSOLL-RAND	SD116DX	HT4J67	2007	160	3	Roller	4/4/2013		
OTHER	TJ-5000	VG9N57	2012	220	3	Truck	4/5/2013		
TEREX	RT-780	TH9R77	2005	275	2	Other	4/9/2013		GFE Received
MANITOWOC	16000	WC8X98	2010	500	3	Crane	4/11/2013		
TEREX	RT-230	SP8M78	2012	130	3	Crane	4/11/2013		
CATERPILLAR	328D	ME3U69	2010	204	3	Excavator	4/12/2013		
SANY-HEAVY-IND	SRC840_RT	VE4C37	2012	408	3	Crane	4/12/2013		
GENIE	Z45/25J-DSL-4WD	NK9E56	2006	48	2	Aerial Lift	4/17/2013		GFE Received
GENIE	GTH-1056	BG9E85	2012	139	3	Forklift	4/17/2013		
JLG	10054	JR6U95	2008	110	3	Forklift	4/17/2013		
DEERE	318D	LW3B46	2011	76.1	3	Tractors/Loaders/Backhoes	4/17/2013		
SKY-TRAK	SJ46AJ	MY4T53	2012	49	3	Aerial Lift	4/17/2013		
SKY_TRAK	10K_RCHLFT	KV5C43	2007	110	3	Forklifts	5/1/2013		
VOLVO	ECR305CL	VT9L86	2010	205	3	Excavator	5/2/2013		
DEERE	210LJ	UC3K76	2008	99	3	Backhoes	5/2/2013		
TEREX	RT345	JS3S84	2011	160	3	Cranes	5/6/2013		
MASSEY-FERGUSON	6255	GA8S84	2003	93	1	Tractor	5/8/2013	5/16/2013	Off Site
GRADALL	544D	EU9X67	2000	130	1	Forklifts	5/9/2013	5/10/2013	Off Site

Construction Equipment for Mojave Solar Project – January 2014 Equipment Inventory									
Manufacturer	**Model**	**EIN**	**Engine Year**	**Horse Power**	**Engine Tier**	**Vehicle Type**	**Date Arrived**	**Date Left Site**	**Comments**
BOBCAT	T190	WS8X94	2010	66	3	Loaders	5/13/2013		
CATERPILLAR	966H	WM3B35	2007	261	3	Loaders	5/17/2013		
SKY_TRAK	10K_RCHLFT	RA7A36	2007	110	3	Forklifts	5/20/2013		
CATERPILLAR	297C	BT6X94	2007	94	2	Loaders	5/30/2013	6/5/2013	Off Site
CATERPILLAR	TH460B	EH3K78	2005	100	1	Lifts	6/4/2013	6/6/2013	Off Site
SKY_TRAK	10054	CS5E84	2012	100	3	Forklifts	6/5/2013		
JCB	527-55	TJ8X64	2012	75	3	Forklifts	6/5/2013		
LJG	G10-55A	BJ5B48	2012	130	3	Forklifts	6/6/2013		
GEHL	DL11L-55	US9P64	2008	115	3	Forklifts	6/6/2013		
JLG	800S	CY3K64	2007	65	2	Lifts	6/7/2013	6/17/2013	Off Site
DEERE	326D	CX5A73	2011	75	3	Loaders	6/7/2013		
LINK-BELT	RTC 8075	FN9D69	2009	225	3	Cranes	6/7/2013		
JLG	120AJP_125ART	JE6P64	2011	74	3	Lifts	6/7/2013		
SNORKEL	T65RTCU	EG4G76	2008	65	3	Lifts	6/7/2013		
GENIE	Z-80/60J-W/GEN	AX5A64	2010	73	3	Lifts	6/10/2013		
JLG	800AJ	CY4A37	2011	50	3	Lifts	6/10/2013		
DEERE	310SJ	MC7U99	2010	93	3	Backhoes	6/14/2013		
DEERE	544K	SR5B39	2010	167	3	Backhoes	6/14/2013		
DEERE	310SJ	CE6E43	2007	93	2	Backhoes	6/14/2013	6/18/2013	Off Site
CASE	821F	PB4E64	2011	169	3	Backhoes	6/14/2013		

Construction Equipment for Mojave Solar Project – January 2014 Equipment Inventory									
Manufacturer	**Model**	**EIN**	**Engine Year**	**Horse Power**	**Engine Tier**	**Vehicle Type**	**Date Arrived**	**Date Left Site**	**Comments**
GROVE	RT765E-2	LV6V74	2013	240	3	Cranes	6/17/2013		
DEERE	310SG	NA3P73	2006	93	2	Backhoes	6/18/2013	6/19/2013	Off Site
TEREX	RT_780	UA6T98	2006	275	3	Cranes	6/19/2013		
CATERPILLAR	D8T	JB5X88	2004	310	2	Tractors	7/1/2013	7/8/2013	Off Site
KOMATSU	PC308USL_3	WG8P59	2005	189	2	Excavators	7/1/2013	7/9/2013	Off Site
CATERPILLAR	D8T	XF9M63	2006	310	3	Tractors	7/2/2013		
GENIE	Z-13570	YK7C77	2010	74	3	Lifts	7/8/2013		
TEREX	RT555	WS6S45	2005	185	2	Cranes	7/8/2013	7/18/2013	Off Site
SKY JACK	SJ66T	BP6P88	2012	64	3	Lifts	7/11/2013		
JLG	800AJ	CS9L37	2008	62	3	Lifts	7/16/2013		
DEERE	210KEP	BY5Y84	2012	70	3	Backhoes	8/5/2013		
HITACHI	225	AF8C99	2011	159	3	Excavators	8/5/2013		
CATERPILLAR	325DL	AN8W58	2008	204	3	Excavators	8/5/2013		
SKY-TRAK	10054	MM7D49	2007	110	3	Forklifts	9/4/2013		
TEREX	RT780	LD9M99	2007	275	3	Cranes	9/4/2013		
CATERPILLAR	450E	XH8D54	2007	157	3	Backhoes	9/4/2013		
DEERE	210LE	PA4G55	2006	78	2	Backhoes	9/10/2013	9/17/2013	
DEERE	624K	XP9L79	2008	146	3	Loaders	9/10/213		
SKY-TRAK	10054	XK6T97	2004	110	2	Lifts	9/13/2013	10/11/2013	GFE could not be obtained. Equipment was removed from site.

Construction Equipment for Mojave Solar Project – January 2014 Equipment Inventory									
Manufacturer	**Model**	**EIN**	**Engine Year**	**Horse Power**	**Engine Tier**	**Vehicle Type**	**Date Arrived**	**Date Left Site**	**Comments**
SNORKEL	TB-85J	RL5M33	2007	64	2	Lifts	9/13/2013	9/17/2013	
SANY-HEAVY-IND	SRC865-RT	TS5P46	2010	250	3	Cranes	9/13/2013		
JLG	800AJ-80ART-BO	DV7H57	2011	56	3	Lifts	9/17/2013		
JLG	SKYTRK-10K-RCH	SA4S95	2007	110	3	Forklifts	9/17/2013		
LIEBHERR	LR1200SX	AH8E76	2007	362	3	Cranes	9/17/2013		
GENIE	GTH-5519	NA4U95	2012	67	3	Forklifts	9/17/2013		
SKY-TRAK	1054-10,000-RCH	EU8D48	2006	82	2	Forklifts	9/19/2013	10/11/2013	GFE could not be obtained. Equipment was removed from site.
VOLVO	SD45	HE8X95	2011	99	3	Rollers	9/19/2013		
LIEBHERR	LR1200SX	SY5B57	2006	362	3	Cranes	9/19/2013		
DEERE	310SJ	WX9R94	2011	75	3	Backhoes	9/20/2013		
SKY-TRAK	10054	GL9X33	2010	110	3	Forklifts	9/20/2013		
GEHL	DL1240	DV3U39	2013	115	3	Forklifts	9/20/2013		
GRADALL	534D9	WM5W94	2011	110	3	Forklifts	9/23/2013		
SKY-TRAK	8042	EU5S37	2012	71	3	Forklifts	9/23/2013		
JLG	G12-55A	SW6X98	2011	130	3	Forklifts	9/24/2013		
VOLVO	MCT135C	MS7Y68	2011	91	3	Loaders	9/26/2013		
JLG	SKYTRK-10K-RCH	AJ66D98	2007	110	3	Forklifts	9/27/2013		

Construction Equipment for Mojave Solar Project – January 2014 Equipment Inventory									
Manufacturer	**Model**	**EIN**	**Engine Year**	**Horse Power**	**Engine Tier**	**Vehicle Type**	**Date Arrived**	**Date Left Site**	**Comments**
GENIE	Z-80/60	PJ3W77	2008	74	3	Lifts	9/27/2013		
GENIE	GHT-1056	TR6F45	2013	121	3	Forklifts	9/27/2013		
CASE	580N	SX5S95	2011	84	3	Backhoes	10/2/2013		
GROVE	RT880E	BN6H96	2013	275	3	Cranes	10/2/2013		
JLG	G6-42A	XR9V66	2011	69	3	Forklifts	10/2/2013		
CATERPILLAR	TL1255C	DX9N76	2013	141	3	Forklifts	10/4/2013		
JLG	800AJ	MY6J77	2012	62	3	Lifts	10/4/2013		
JLG	G-1055A	LU4S88	2008	125	3	Forklifts	10/7/2013		
JLG	600S	DA7J87	2012	49	3	Lifts	10/7/2013		
Other	XRM1254	NV8S66	2005	122	2	Lifts	10/7/2013	10/17/2013	Off Site
TEREX	RT780	CJ4V77	2012	260	3	Cranes	10/7/2013		
LIEBHERR	LR1200	RA6Y75	2006	362	3	Cranes	10/9/2013		
SKY-TRAK	1054-10,000-RCH	MC9W76	2007	110	3	Forklifts	10/10/2013		
LIEBHERR	LR1200SX	NU9L79	2007	362	3	Cranes	10/10/2013		
CATERPILLAR	430E	FE4P69	2008	95	3	Backhoes	10/16/2013		
SKY-TRAK	8042-CAB	SG3T73	2011	110	3	Forklifts	10/16/2013		
DEERE	310K	WG6W88	2013	56	3	Backhoes	10/16/2013		
JLG	6042	FA7K37	2013	85	3	Forklifts	10/18/2013		
JLG	G5-19A	AB8T34	2006	100	3	Forklifts	10/18/2013		
GENIE	GTH-1056	PL9W36	2013	121	3	Forklifts	10/22/2013		

Construction Equipment for Mojave Solar Project – January 2014 Equipment Inventory									
Manufacturer	**Model**	**EIN**	**Engine Year**	**Horse Power**	**Engine Tier**	**Vehicle Type**	**Date Arrived**	**Date Left Site**	**Comments**
TOYOTA	50-4FDK160	WK4X75	2011	168	3	Forklifts	10/22/2013		
CASE	580N	TX5K58	2011	84	3	Backhoes	10/23/2013		
LINK-BELT	225MSR	KG3E74	2011	163	3	Excavators	10/25/2013		
GENIE	S65	TH8R79	2012	49	3	Lifts	11/4/2013		
JLG	10054	KL5S59	2012	100	3	Forklifts	11/7/2013		
BOMAG	BW120AD_4	VU8F45	2006	34	2	Rollers	11/8/2013	11/15/2013	Off Site
GROVE	TM9120	VC3C38	1993	460	0	Cranes	11/12/2013	11/14/2013	Off Site
CASE	580N	TX5K58	2011	84	3	Backhoes	11/12/2013		
SKY-TRAK	10054	HL8E83	2012	110	3	Forklifts	11/25/2013		
JCB	3CX14-4EC	TP4C93	2011	68	3	Backhoes	11/25/2013		
HYSTER	H360HD	CU5C99	2007	155	3	Forklifts	11/25/2013		
DEERE	310J_EP	TP5F67	2013	70	3	Backhoes	11/26/2013		
JLG	G6-42A	DL9T78	2011	69	3	Forklifts	11/27/2013		
TREX	RT345XL	JS3S84	2011	160	3	Cranes	11/27/2013		
JLG	G10-55A	TY9H64	2012	130	3	Aerial Lifts	12/12/2013		
JLG	G10-55A	UC3F55	2012	174	3	Forklifts	12/12/2013		
JCB	550-170	PW7E59	2012	99	3	Forklifts	12/16/2013		
JLG	800AJ	VD8B84	2013	61.6	3	Aerial Lifts	12/16/2013		
GEHL	DL1155	XB7G76	2013	115	3	Forklifts	12/16/2013		
TEREX	RT450	MT8A46	2011	275	3	Cranes	12/16/2013		
SKY-TRAK	10054	BD7B67	2008	110	3	Forklifts	12/20/2013		

Construction Equipment for Mojave Solar Project – January 2014 Equipment Inventory									
Manufacturer	**Model**	**EIN**	**Engine Year**	**Horse Power**	**Engine Tier**	**Vehicle Type**	**Date Arrived**	**Date Left Site**	**Comments**
JLG	600AJ	WV7C48	2007	65	3	Aerial Lifts	12/23/2013		
GENIE	Z-80	BE5Y85	2010	74	3	Aerial Lifts	12/23/2013		
OTTOWA	TJ-1000	SH9Y35	2010	220	3	Trucks	1/3/2014		
Other	TJ-5000	PV5L96	2007	280	3	Tractors	1/7/2014		
Other	TJ-5000	BY5E66	2007	280	3	Tractors	1/8/2014		
TRAK	8042	UN8Y65	2012	100	3	Forklifts	1/13/2014		
TRAK	10054	HF8X98	2006	110	2	Forklifts	1/18/2014	1/28/2014	Off Site
GEHL	DL 1155	UT5Y35	2012	115	3	Forklifts	1/20/2014		

Appendix B
Biological Resources

Mojave Solar Project
Monthly Compliance Report
San Bernardino County, California

January 2014 Reporting Period

Biological Resources
Monthly Monitoring Report
Conditions of Certification
BIO-2, BIO-3, BIO-4, BIO-5, BIO-7, BIO-11, BIO-14, BIO-18

January 2014 Reporting Period

Prepared for:

Mojave Solar LLC

13911 Park Avenue, Suite 206
Victorville, California 92392

Prepared by:

CH2MHILL®

2485 Natomas Park Drive
Sacramento, California 95833

February 2014

Table of Contents

Section		Page
1.0	Introduction	1
	1.1 Status of Biological Staff	1
2.0	Ongoing Construction Monitoring	1
	2.1 Construction Activities	2
	2.2 Hazardous Material Spills	3
	2.3 Trash	4
3.0	Special-status Species Monitoring and Other Surveys	4
	3.1 Desert Tortoise	4
	3.2 Invasive Weeds	5
	3.3 Kit Fox and Other Mammals	5
	3.4 Nesting Birds	5
	3.5 Raven Monitoring, Management, and Control	5
	3.6 Wildlife Injuries and Mortalities	6
	3.7 Other Species	6
	3.8 Items of Concern	6

List of Figures

Figure		Page
1	Regional Map	7
2	Biological Resources, January 2014	8

List of Attachments

1 Agency Approval Status of Biological Staff

2 WEAP Summary and January Training Logs

3 Monthly Common Raven Monitoring Results

4 Observed Wildlife Species List

1.0 Introduction

Per the California Energy Commission's (CEC) Abengoa Mojave Solar Project Commission Decision, CEC-800-2010-008-CMF, Docket Number 09-AFC-5, this monthly compliance report (MCR) summarizes compliance with biological resource protection requirements during construction activities from January 1 through January 31, 2014, on the Mojave Solar Project (MSP) in San Bernardino County, California (see Figure 1).

This report does not repeat information provided in previous MCRs and assumes environmental compliance was met unless otherwise noted.

As provided in the CEC Project Decision, the following biological conditions of certification (COC) pertaining to monitoring activity covered by this MCR include, but are not limited to:

- BIO-2 Designated Biologist Duties
- BIO-3 Biological Monitor Selection, Qualifications and Duties
- BIO-4 Designated Biologist and Biological Monitor Authority
- BIO-5 Worker Environmental Awareness Program (WEAP)
- BIO-6 Biological Resources Mitigation Implementation and Monitoring Plan (BRMIMP) Development and Compliance
- BIO-7 Impact Avoidance and Minimization Measures
- BIO-11 Desert Tortoise (*Gopherus agassizii*) Exclusion Fencing, Clearance Surveys, and Translocation Plan
- BIO-14 American Badger (*Taxidea taxus*) and Desert Kit Fox (*Vulpes macrotis)* Impact Avoidance and Minimization Measures
- BIO-18 Common Raven (*Corvus corax)* Monitoring, Management, and Control

This MCR is also being provided to California Department of Fish and Wildlife (CDFW) and United States Fish and Wildlife Service (USFWS).

1.1 Status of Biological Staff

Attachment 1 provides a summary table of the biological staff submitted for approval on this project and the status of their agency approvals.

In January, no additional biological monitors were submitted to the agencies for approval (Attachment 1).

2.0 Ongoing Construction Monitoring

This section summarizes biological monitoring activities conducted by CH2M HILL throughout January 2014.

Please refer to sections "Desert Tortoise," "Invasive Weed Species," "Kit Fox and Other Mammals," "Nesting Birds," "Raven Monitoring, Management, and Control," "Wildlife

Injury and Mortalities," and "Other Species" for specific information about wildlife and plants found by biological monitors in January.

The MSP requires that all onsite staff receive the WEAP training (via DVD) and a brochure prior to start of work. A total of 642 new staff went through WEAP training in January 2014. Attachment 2 provides an ongoing summary table of the project's WEAP attendance and the hard copy sign-in training logs for January 2014.

On a typical construction day, one biological monitor or designated biologist:

- Monitors Harper Dry Lake Road prior to increased morning and afternoon traffic;
- Monitors active construction areas, parking lots, laydown yards, and any areas of potential threat to vegetation, soils, or wildlife;
- Inspects desert tortoise exclusion fences and tortoise guards as required;
- Inspects potential entrapment areas (e.g., trenches);
- Monitors for potential standing water formation;
- Inspects kit fox exclusion buffers and downloads motion-sensor cameras at shelter sites;
- Conducts raven observations and point-count surveys;
- Reports hazardous waste spills to the designated biologist;
- Inspects pipes greater than 3 inches in diameter that are less than 8 inches above the ground surface; and
- Performs other special biological-resources-related activities, as required.

2.1 Construction Activities

In January, construction activities occurred in all project sectors with the highest concentration in the Alpha and Beta power block areas. In Alpha East, ground disturbance included various foundations, buildings, sidewalks, and trenching for grounding. In Beta East, ground disturbance included various foundations, buildings, sidewalks, trenching for grounding, trenching in solar fields for cables, and trenching along entrance route to power block for water pipes. Additionally, systematic trash removal by sector continued during the month and maintenance of desert tortoise fence occurred on an as-needed basis.

For the purposes of this document, installation of the permanent desert tortoise exclusionary fence was completed in January, including removal of the original fencing. The outstanding work is minimal and includes tying the permanent fence to the existing desert tortoise guards. Installation of desert tortoise fence was considered fence maintenance because it was installed concurrently with the security/personnel fence and within the existing desert tortoise fence to the extent possible. More information on the biological monitoring of this activity is provided in the "Desert Tortoise" section below.

2.1.1 Desert Tortoise Exclusion Fence Repairs

In January, biological staff made comprehensive weekly inspections of the perimeter desert tortoise exclusion fence, which is more frequent than the monthly fence inspections required by BIO-11 and the Biological Opinion.

Biological staff observed several breaches to desert tortoise fence that required repairs in January. On all occasions, construction personnel were notified and the issue was repaired on the same day.

- On January 17, biological staff found a break in the security and desert tortoise fences. Health and Safety was notified.
- On January 22, biological staff found the desert tortoise fence and t-posts adjacent to the Beta West desert tortoise guard flattened. Health and Safety was notified.
- On January 29 and 30, staff noticed that a shift in the Beta East water discharge pipe stretched an opening in the fence creating a gap. Health and Safety was notified.
- On January 31, biological staff observed an improper installation of the new tortoise fence adjacent to the Southern California Edison (SCE) gate that was not desert tortoise proof. Health and Safety was notified.

Rain Events

No rain events occurred in January 2014. The evaporation ponds held water from rain events in November throughout January. Per the email sent on September 12, 2013, to the CEC, evaporation ponds were monitored several times a day by biological staff and any use or activity by bird life was recorded. Due to freezing temperatures, the water in the evaporation ponds froze several times in early January. The project owner is actively pursuing implementing bird deterrents during construction phase, which are required during operations by the Evaporation Pond Monitoring and Adaptive Management Plan (COC BIO-19).

2.2 Hazardous Material Spills

Diesel spills occurred at MSP in January:

- On January 2, a spill occurred in Alpha power block.
- On January 17, a spill occurred in Alpha power block.
- On January 21, a spill occurred in northwest Beta West.
- On January 31, a spill in Beta power block.

None of the above spills were reported to the biological staff, which is in violation of BIO-7 Measure 13. A non-compliance notification was issued to the Abeinsa EPC contractor in early February regarding the hazardous spills notifications in January. This notification will be discussed in the February MCR.

2.2.1 Non-compliance Report

No formal non-compliance notifications or incident reports were issued to MSP in January. From incidents that occurred in January, two non-compliance notifications were issued to Abeinsa EPC contractor in early February regarding trash control and hazardous spills notification. A non-compliance notification is like a "fix-it" notice that provides a resolution date when the situation is corrected preventing the issuance of a non-compliance report.

2.2.2 Non-compliance Report Resolution

After several months of decreased offsite parking and decreased risk to the resources, the NCR-2 and NCR-3 resolutions are assumed successful and will no longer be reported as an outstanding item in future MCRs.

2.3 Trash

Proper trash disposal and control is an ongoing concern. Abeinsa EPC has provided more trash receptacles and staffed five laborers dedicated to trash control, but trash continues to accumulate around receptacles and throughout the site. Receptacles without lids that are intended for construction waste are being used for food waste. Loose trash that is not contained within receptacles is being foraged on by ravens and blown around the site. Accumulation of trash along the eastern fence lines and beyond site boundaries is a continuous problem. Biological staff issued a non-compliance notification to Abeinsa contractors in early February for incidents occurring in January. This notification will be discussed in the February MCR.

3.0 Special-status Species Monitoring and Other Surveys

3.1 Desert Tortoise

In January, no construction activities required desert tortoise clearance surveys. The new desert tortoise fence installation was considered maintenance of existing fence. The trenches were previously dug and backfilled; therefore, no new vegetation was disturbed outside of the fence line. Biological monitors escorted construction crews to the fence replacement in the morning and intermittently inspected desert tortoise fence installation and access routes throughout the day. In addition, biological staff monitored fence maintenance outside of the exclusion fence on several occasions where access was not available from the interior. No sensitive species were observed during fence installation in January.

No desert tortoises were observed on the project site or any access road to the project in January.

3.2 Invasive Weeds

Invasive weed species observed in January were London rocket (*Sisymbrium irio*), Russian thistle (*Salsola tragus*), and tamarisk (*Tamarix ramosissima*). These three species are included in the California Invasive Plant Council (Cal-IPC) "high" or "moderate" dispersal or establishment rating. One tamarisk individual is scheduled for manual removal from the Beta power block in early February.

3.3 Kit Fox and Other Mammals

As of the end of January there is one active kit fox shelter site, DKF Site #5, located in Alpha West (Figure 2). Motion sensor cameras recorded consistent activity by two adult kit foxes including breeding behavior. Even though January is outside of the typical kit fox whelping season, it was CDFW's guidance that passive hazing should not occur in January since ultra-sounds of female kit foxes have shown that they can be pregnant in January.

Biological staff inspected the integrity of the 250-foot exclusion buffer and downloaded the motion-sensor camera on a daily basis.

On January 10, 16, and 23, biological staff monitored construction crews working within the 250-foot exclusion buffer at DKF Site #5. Prior to all work within the buffer, construction crews signed a protocol verifying their understanding of correct procedure within the exclusion buffer. Additionally, all construction crews were verbally briefed before entering the buffer. Prior to work within the buffer, biological staff checked the motion sensor camera to confirm whether the kit fox was within the shelter site.

3.4 Nesting Birds

No active nests were observed on MSP in January. In Beta power block, biological staff observed birds entering holes in spools. Although not necessarily nesting behavior, biological staff recommended closing the holes before February 1 when the Migratory Bird Treaty Act (MBTA) nesting bird season begins.

Biweekly breeding raven nest surveys were not required in January. These surveys will commence again in March 2014.

3.5 Raven Monitoring, Management, and Control

Common raven monitoring activities continued on the MSP site per BIO-18 and as outlined in the *Common Raven Monitoring, Management and Control Plan* (Raven Plan). The January Monthly Common Raven Monitoring Results provides information on monitoring activities, survey methods, maps, incidental raven observations, point count survey results and datasheets (Attachment 3).

3.6 Wildlife Injuries and Mortalities

3.6.1 Migratory Bird Treaty Act Protected Species

In January, no injured or dead species protected by the MBTA were observed at MSP. The four dead birds collected in 2013 are stored in the onsite freezer until they can be collected by the USFWS Office of Law Enforcement.

MSP has not yet received the results of the Cooper's hawk (*Accipiter cooperii*) necropsy reported in the August MCR.

MSP was issued a 6-month USFWS *Migratory Bird Special Purpose Utility Salvage Permit – Solar* that authorizes project staff to collect, transport, and possess carcasses of species protected by the MBTA. This temporary permit expires February 15, 2014.

3.7 Other Species

On January 6, two domestic dogs, presumably from residences on Harper Lake Road, were observed on Lockhart Road attempting to enter Beta West. Biological staff informed health and safety and they took authority over the situation. The dogs were reported several other times in January to biological staff by accident and the information was relayed to health and safety personnel.

A list of observed wildlife species is included in Attachment 4. One sensitive species, a loggerhead shrike *(Lanius ludovicianus*), was observed perched in Beta East. The shrike is a CDFW Species of Concern.

The MSP evaporation ponds held water throughout January from rain events in November. Several water birds were observed using the evaporation ponds including least sandpiper (*Calidris minutilla*) and a Gull species.

3.8 Items of Concern

Security is currently staffing personnel at the confluence of Santa Fe and Harper Lake roads during the peak morning and afternoon traffic to report on unauthorized MSP staff use of Santa Fe Road. Health and safety has and continues to lay-off MSP staff that are caught using Santa Fe Road for site access.

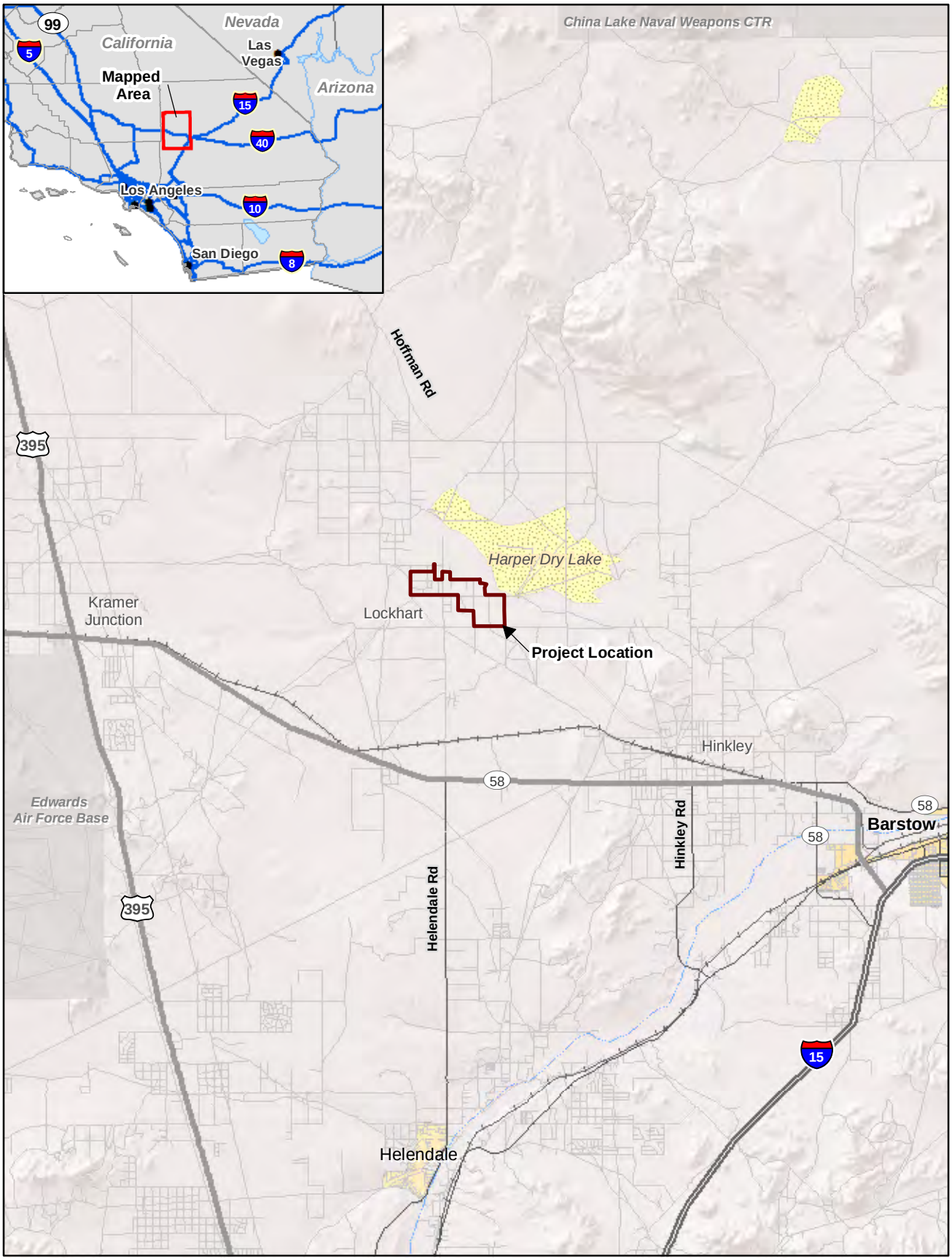

LEGEND

Project Boundary

N

0 2.5 5
Miles

FIGURE 1
Regional Map
Abengoa Mojave Solar Project
San Bernardino County, California

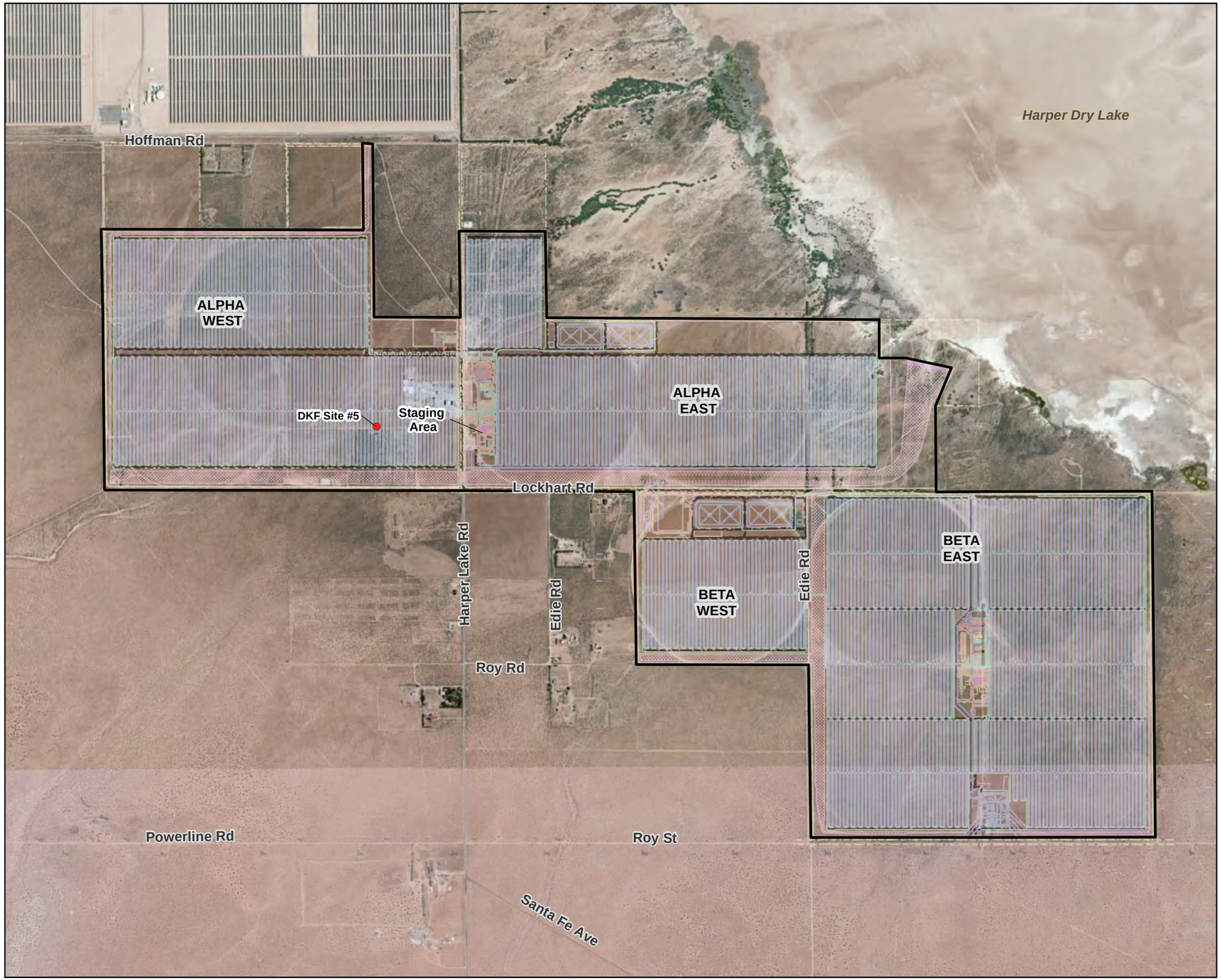

VICINITY MAP



LEGEND

Desert Kit Fox

- Shelter Site (with 250ft Buffer)
- Project Boundary

N

0 750 1,500

Feet

FIGURE 2
Biological Resources, January 2014
Abengoa Mojave Solar Project
San Bernardino County, California

CH2MHILL

Attachment 1
Agency Approval Status of Biological Staff

Agency Approval Status of Biological Monitor and Designated Biologist
Abengoa Mojave Solar Project

Biologist	CEC				CDFW				USFWS	
	BM		DB		BM		DB		AB	
	Submitted	Approved	Submitted	Approved	Submitted	Approved	Submitted	Approved	Submitted	Approved
Brent Finley	5/6/2013	BM	—	—	—	—	—	—	5/14/2013; Resubmitted 6/26/2013; Resubmitted 2/3/2014	Pending
Tim Hamaker	5/9/2013	BM	—	—	—		—	—	—	—
Josh Holloway	—	—	5/10/2013	Alt-DB	—	—	5/10/2013	submitted	5/14/2013	Approved
Morgan King	—	—	5/2/2013	DB	—	—	5/9/2013	submitted	5/8/2013	Approved
Linda Sands	5/9/2013	BM	5/2/2013	Alt-DB not approved	—	—	—	—	5/14/2013; Resubmitted 6/26/2013; Resubmitted 2/3/2014	Pending
Bruce Weise			5/10/2013	Alt-DB	—	—	5/10/2013	submitted	5/14/2013	Approved
Amy Trexler	6/21/2013	BM	—	—	—	—	—	—	6/26/2013; Resubmitted 2/3/2014	Pending
Catherine Wangen	6/21/2013	BM	—	—	—	—	—	—	6/26/2013; Resubmitted 2/3/2014	Pending
Cindy Newman	6/21/2013	BM	—	—	—	—	—	—	—	—
Susan Carlton	6/21/2013	BM	—	—	—	—	—	—	6/26/2013; Resubmitted 2/3/2014	Pending

Agency Approval Status of Biological Monitor and Designated Biologist
Abengoa Mojave Solar Project

Biologist	CEC				CDFW				USFWS	
	BM		DB		BM		DB		AB	
	Submitted	Approved	Submitted	Approved	Submitted	Approved	Submitted	Approved	Submitted	Approved
Ursula Rogers (Carliss)	6/21/2013	BM	—	—	—	—	—	—	6/26/2013; Resubmitted 2/3/2014	Pending
Eric Somers	7/30/2013	BM	—	—	—	—	—	—	8/19/2013; ; Resubmitted 2/3/2014	Pending
Joey Verge	7/30/2013	BM	—	—	—	—	—	—	3/11/2011 and resubmitted on 8/19/2013; Resubmitted 2/3/2014	AB*
William Clark	8/29/2013	9/4/2013	—	—	—	—	—	—	8/29/2013	Approved
Josh Utter	8/29/2013	9/4/2013	—	—	—	—	—	—	—	—
Michael Garvey	8/29/2013	9/4/2013	—	—	—	—	—	—	8/29/2013	Approved

*Joey Verge was submitted by AECOM on 3/11/2011 and approved by USFWS as AB for desert tortoise. However, the USFWS documentation could not be located and therefore he was submitted again on 8/19/2013 and 2/3/2014 for confirmation of AB status.

Legend:

CEC= California Energy Commission
CDFW=California Department Fish and Wildlife
USFWS= United States Fish & Wildlife Service
BM= Biological Monitor
AB=Authorized Biologist
Alt-DB = Alternate Designated Biologist
DB=Designated Biologist

Attachment 2
WEAP Summary and Training Logs

WEAP Summary Table through January 31, 2014 Mojave Solar Project	
Month Training Conducted	**Monthly Total of WEAP Attendees***
Mar-11	50
Apr-11	9
May-11	18
Jun-11	2
Jul-11	27
Aug-11	63
Sep-11	82
Oct-11	75
Nov-11	41
Dec-11	68
Jan-12	52
Feb-12	112
Mar-12	116
Apr-12	158
May-12	208
Jun-12	167
Jul-12	156
Aug-12	271
Sep-12	276
Oct-12	268
Nov-12	93
Dec-12	137
Jan-13	183
Feb-13	195
Mar-13	255
Apr-13	295
May-13	408
Jun-13	341
Jul-13	244
Aug-13	187
Sep-13	206

WEAP Summary Table through January 31, 2014 Mojave Solar Project	
Month Training Conducted	**Monthly Total of WEAP Attendees***
Oct-13	387
Nov-13	213
Dec-13	454
Jan-14	642
Total	6,456
*Attendance is based on training sign-in sheets	

1/2/14

Certification of Completion
Worker Environmental Awareness Program
Mojave Solar Project (09-AFC-5)

This is to acknowledge these individuals have completed a mandatory California Energy Commission-approved Worker Environmental Awareness Program (WEAP). The WEAP includes pertinent information on biological, cultural, and paleontological resources for all personnel (that is, construction supervisors, crews, and plant operators) working on site or at related facilities. By signing below, the participant indicates that he/she understands and shall abide by the guidelines set forth in the program materials. Include this completed form in the Monthly Compliance Report.

No.	Employee Name	Title/Company	Signature
1.	Nathan Burnaman	ARB	
2.	Noel Gomez	ARB	
3.	Rene Ortiz	ARB	
4.	Ezequiel Alcantar	A. USA	
5.	Artemio Alcantar	A. USA	
6.	Jose A Villasenor	A. USA	Jose A. Villasenor
7.	MICHAEL ADAMS	APC SUPERVISOR	
8.			
9.			
10.			
11.			
12.			
13.			
14.			
15.			
16.			
17.			
18.			
19.			
20.			
21.			
22.			
23.			
24.			
25.			
26.			
27.			
28.			
29.			
30.			

Biological Trainer: _____ Signature: _____ Date: __/__/__

Cultural Trainer: _____ Signature: _____ Date: __/__/__

Paleo Trainer: _____ Signature: _____ Date: __/__/__

01/3/14

Certification of Completion
Worker Environmental Awareness Program
Mojave Solar Project (09-AFC-5)

This is to acknowledge these individuals have completed a mandatory California Energy Commission-approved Worker Environmental Awareness Program (WEAP). The WEAP includes pertinent information on biological, cultural, and paleontological resources for all personnel (that is, construction supervisors, crews, and plant operators) working on site or at related facilities. By signing below, the participant indicates that he/she understands and shall abide by the guidelines set forth in the program materials. Include this completed form in the Monthly Compliance Report.

No.	Employee Name	Title/Company	Signature
1.	Jon McInnis	ARB/Apprentice	
2.	ADAN Nieto	ARB/Pipefitter	
3.	Pedro Cruz	ARB	
4.	Ramon Lopez Rios	welder/ARB	
5.	MATT Hill	ARB	
6.	Timothy Francis	Welder / ARB	
7.	Jesse Hennekens	PF Welder / ARB	
8.	Dustin Benedict	PF Welder / ARB	
9.	Curtis Phillips	P.F. / ARB	
10.	RICHARD FLORES	PF / ARB	
11.	Leo Garcia	Supervisor	
12.	Gilbert Ramirez	ARB	Gilbert Ramirez
13.	Alton B. Draper	ARB	Alton B Draper
14.	WILLIAM C. MEYER.	DF/RIGGER ARB	WC Mf
15.	JOHN ORTEGA	SELECT STAFFING	
16.	Jenny Bruno	Select Staffing	
17.			
18.			
19.			
20.			
21.			
22.			
23.			
24.			
25.			
26.			
27.			
28.			
29.			
30.			

Biological Trainer: _____ Signature: _____ Date: __/__/__

Cultural Trainer: _____ Signature: _____ Date: __/__/__

Paleo Trainer: _____ Signature: _____ Date: __/__/__

1/6/14 Pg. 1 of 2

Certification of Completion
Worker Environmental Awareness Program
Mojave Solar Project (09-AFC-5)

This is to acknowledge these individuals have completed a mandatory California Energy Commission-approved Worker Environmental Awareness Program (WEAP). The WEAP includes pertinent information on biological, cultural, and paleontological resources for all personnel (that is, construction supervisors, crews, and plant operators) working on site or at related facilities. By signing below, the participant indicates that he/she understands and shall abide by the guidelines set forth in the program materials. Include this completed form in the Monthly Compliance Report.

No.	Employee Name	Title/Company	Signature
1.	BEN EGNOZZI	Abengoa T&I	Ben Egnozzi
2.	CARLOS CAMPOS	Abengoa T&I	Carlos Campos
3.	Sofia Salazar	ARB	Sof Salazar
4.	Randy Sandder	ARB	[illegible]
5.	Victor Macareno	Abengoa T&I	[illegible]
6.	LEONARD AUSTIN	ARB	[illegible]
7.	Juan Lemus Jr	Milco	[illegible]
8.	J. MANUEL CANO	ARB / PF	J Manuel Cano
9.	Jae ok Choi	ARB PFW	[illegible]
10.	JACOB FAOLIU	ARB / PF	[illegible]
11.	Jaime Ramirez	ABENGOA LOCAL 5	Jaime Ramirez
12.	Daniel Ruiz	ABENGOA LOCA 5	[illegible]
13.	ARTURO ALVARADO	MILCO	[illegible]
14.	NORMAN E. SHIRKEY	ARB	[illegible]
15.	Marco A. Calderon	Insulator	Marco A. Calderon
16.	Jose E. Godoy	insulator	Jose Godoy
17.	JASON G. WRIGHT	INSULATOR	[illegible]
18.	DERRA GURNEY	INSULATOR	[illegible]
19.	Eddie Santoscoy	SSC	[illegible]
20.	Hassan Pourshahidi	INSULATOR	[illegible]
21.	Felipe Millan Rosas	Insulator/Inavasa	[illegible]
22.	Benito Rodriguez	Insutro, [illegible]	Benito Rodriguez
23.	M. Gittens	ARB	M Gittens
24.	Eric Thompson	ARB	[illegible]
25.	Martin Alvarado	Abengoa T&I	Martin Alvarado
26.	JORGE F. PACHECO	HIGH LIGHT ELE.	[illegible]
27.	Steven de St. Jean	ARB	[illegible]
28.	MAURICIO VILLANUEVA	ABACAUS	Mauricio Villanueva
29.	Antonio Johnson	Milco	[illegible]
30.	Christopher Lowdus	Integrated	[illegible]

Biological Trainer: _____ Signature: _____ Date: __/__/__

Cultural Trainer: _____ Signature: _____ Date: __/__/__

Paleo Trainer: _____ Signature: _____ Date: __/__/__

1/6/14 Pg. 2 of 2

Certification of Completion
Worker Environmental Awareness Program
Mojave Solar Project (09-AFC-5)

This is to acknowledge these individuals have completed a mandatory California Energy Commission-approved Worker Environmental Awareness Program (WEAP). The WEAP includes pertinent information on biological, cultural, and paleontological resources for all personnel (that is, construction supervisors, crews, and plant operators) working on site or at related facilities. By signing below, the participant indicates that he/she understands and shall abide by the guidelines set forth in the program materials. Include this completed form in the Monthly Compliance Report.

No.	Employee Name	Title/Company	Signature
1.	RYAN VOELKER	FOR. INTEGRATED M.	[signature]
2.	Dustin Rodriguez	JM DMI	[signature]
3.	[illegible]	DMI	[signature]
4.	CHRISTIAN LAUREANO	RIGGE CRANE	[signature]
5.	GONZALEZ VINA RAUL	ABEINSA	[signature]
6.	Charles Anderson	DMI	[signature]
7.	LUCILY W. Godwin II	DMI	[signature]
8.	JOHN "DUKE" SINNER	DMI	[signature]
9.	Richard Salazar	DMI	[signature]
10.	Jacob Cardenas	DMI	[signature]
11.	ALI CHARRAT	W/DMI	[signature]
12.	Timothy J. Vickers	ABENGOA	[signature]
13.	Pete Salutan	ABENGOA	[signature]
14.			
15.			
16.			
17.			
18.			
19.			
20.			
21.			
22.			
23.			
24.			
25.			
26.			
27.			
28.			
29.			
30.			

Biological Trainer: _____ Signature: _____ Date: ___/___/___

Cultural Trainer: _____ Signature: _____ Date: ___/___/___

Paleo Trainer: _____ Signature: _____ Date: ___/___/___

1/7/14

Certification of Completion
Worker Environmental Awareness Program
Mojave Solar Project (09-AFC-5)

This is to acknowledge these individuals have completed a mandatory California Energy Commission-approved Worker Environmental Awareness Program (WEAP). The WEAP includes pertinent information on biological, cultural, and paleontological resources for all personnel (that is, construction supervisors, crews, and plant operators) working on site or at related facilities. By signing below, the participant indicates that he/she understands and shall abide by the guidelines set forth in the program materials. Include this completed form in the Monthly Compliance Report.

No.	Employee Name	Title/Company	Signature
1.	Magnus Joseph	ARB	
2.	RAYMOND BARKER	ARB	
3.	Jeffrey Greer	ARB	
4.	Jeffrey RAMIAL	ARB.	
5.	WINSTON Rocke	ARB	
6.	CRAIG FREDERICK	ARB	
7.	Steven Carr	ARB	
8.	AARON Romo	ARB	
9.	DAMON JAMES	ARB	
10.	BRIAN DUNBAR	ARB	
11.	Jason LaCroix	ARB	
12.			
13.			
14.			
15.			
16.			
17.			
18.			
19.			
20.			
21.			
22.			
23.			
24.			
25.			
26.			
27.			
28.			
29.			
30.			

Biological Trainer: _____ Signature: _____ Date: ___/___/___

Cultural Trainer: _____ Signature: _____ Date: ___/___/___

Paleo Trainer: _____ Signature: _____ Date: ___/___/___

1/8/14

Certification of Completion
Worker Environmental Awareness Program
Mojave Solar Project (09-AFC-5)

This is to acknowledge these individuals have completed a mandatory California Energy Commission-approved Worker Environmental Awareness Program (WEAP). The WEAP includes pertinent information on biological, cultural, and paleontological resources for all personnel (that is, construction supervisors, crews, and plant operators) working on site or at related facilities. By signing below, the participant indicates that he/she understands and shall abide by the guidelines set forth in the program materials. Include this completed form in the Monthly Compliance Report.

No.	Employee Name	Title/Company	Signature
1.	Joe Marshall	Fitter - ARB	Joe Marshall
2.	Oliver L. Miller	Fitter - ARB	Oliver L. Miller
3.	Alicia Rodriguez	Clerical - ARB	Alicia Rodriguez
4.	Samuel Saldivar	Fitter - ARB	
5.	Camilo Gaona	welder ARB	Camilo Gaona
6.	Benjamin Martin	3rd fitter - ARB	Ben Martin
7.	DAVID M. WEBB	FITTER - ARB	
8.	Mario Estrada	Syntex	
9.	Ignacio Gutierrez	SynFlex	
10.	~~Mark Willis~~	Welder/ARB	
11.	Bryan Wilford	Fitter / ARB	
12.	GABRIEL CORTEZ	3RD APPRENTICE / ARB	
13.	Justin Parker	5th App / ARB	
14.	Victor A Barron	Fitter/welder/ARB	
15.	Terry Allen	Pipefitter/ARB	
16.	CARL BOCAGE	PIPEFITTER ARB	
17.	ROGER SHARP	FITTER/WELDER (4123)	
18.	STEVE VERGARA	Scheduler/ ABEINSA	
19.	William McCulley	Fitter / rigger	
20.	Juan Rivas	Iron Worker	
21.	Kris Thogersen	Iron Worker	
22.			
23.			
24.			
25.			
26.			
27.			
28.			
29.			
30.			

Biological Trainer: _____ Signature: _____ Date: ___/___/___

Cultural Trainer: _____ Signature: _____ Date: ___/___/___

Paleo Trainer: _____ Signature: _____ Date: ___/___/___

1/9/14

Certification of Completion
Worker Environmental Awareness Program
Mojave Solar Project (09-AFC-5)

This is to acknowledge these individuals have completed a mandatory California Energy Commission-approved Worker Environmental Awareness Program (WEAP). The WEAP includes pertinent information on biological, cultural, and paleontological resources for all personnel (that is, construction supervisors, crews, and plant operators) working on site or at related facilities. By signing below, the participant indicates that he/she understands and shall abide by the guidelines set forth in the program materials. Include this completed form in the Monthly Compliance Report.

No.	Employee Name	Title/Company	Signature
1.	RICHARD MULCAHY	PF/PW ARB	Richard D Mulcahy
2.	Mark Willis	PFW ARB	
3.	Mitch Rigani	PFW ARB	Mitch Rigani
4.	CHAN HIERS	PFW ARB	Chan Hiers
5.	Antonio J. Duran	Abeinsa EPC	
6.	DOUG NELSON	PFGF/ARB	
7.	ARMANDO CHAVEZ	JM/SALCO	
8.	Andrew MROVCAK	Bigge	
9.	ROBERT VELASCO	SALCO	Robert Velasco
10.	George R Smith	ABACUS	George R Smith
11.			
12.			
13.			
14.			
15.			
16.			
17.			
18.			
19.			
20.			
21.			
22.			
23.			
24.			
25.			
26.			
27.			
28.			
29.			
30.			

Biological Trainer: _____ Signature: _____ Date: ___/___/___

Cultural Trainer: _____ Signature: _____ Date: ___/___/___

Paleo Trainer: _____ Signature: _____ Date: ___/___/___

Certification of Completion
Worker Environmental Awareness Program
Mojave Solar Project (09-AFC-5)

This is to acknowledge these individuals have completed a mandatory California Energy Commission-approved Worker Environmental Awareness Program (WEAP). The WEAP includes pertinent information on biological, cultural, and paleontological resources for all personnel (that is, construction supervisors, crews, and plant operators) working on site or at related facilities. By signing below, the participant indicates that he/she understands and shall abide by the guidelines set forth in the program materials. Include this completed form in the Monthly Compliance Report.

No.	Employee Name	Title/Company	Signature
1.	DERRICK RIVARD	PIPEFITTER ARB	
2.	Joe Robertson	Pipefitter ARB	
3.	Tim McShane	Pipefitter ARB	
4.	HERMAN DAILY	PIPEFITTER ARB	
5.	DON JACKSON	Pipefitter ARB	
6.	KEITH WILLIAMS	PIPEFITTER ARB	
7.	TIMOTHY J DUKES	MILLWRIGHT ARB	
8.	LIONEL REED	INSULATOR SYNFLEX	
9.	Andrew Madrid	SYNCREX	
10.	[illegible]	SAFETY SYNFLEX	
11.	JOSE L FLORES	SYNFLEX INSULATION	
12.	STEVE McGRATH	MACHINIST / OTT	
13.	Brandon Swain	machinist/OTT	
14.	Sammy DELA-MADRID	AMACO'S	
15.	JEFFERY ZIMMERMANN	HOBBS BRANNERMAN	
16.	NEIL ZOLLER	HOBBS BRANNERMAN	
17.			
18.			
19.			
20.			
21.			
22.			
23.			
24.			
25.			
26.			
27.			
28.			
29.			
30.			

Biological Trainer: Video Signature: _____ Date: __/__/__

Cultural Trainer: Video Signature: _____ Date: __/__/__

Paleo Trainer: Video Signature: _____ Date: __/__/__

H+S Training 1-10-14

Certification of Completion
Worker Environmental Awareness Program
Mojave Solar Project (09-AFC-5)

This is to acknowledge these individuals have completed a mandatory California Energy Commission-approved Worker Environmental Awareness Program (WEAP). The WEAP includes pertinent information on biological, cultural, and paleontological resources for all personnel (that is, construction supervisors, crews, and plant operators) working on site or at related facilities. By signing below, the participant indicates that he/she understands and shall abide by the guidelines set forth in the program materials. Include this completed form in the Monthly Compliance Report.

No.	Employee Name	Title/Company	Signature
1.	Sergio Garcia	PF / ARB	
2.	Brian Gregg	NDT / Team	
3.	John Beith	NDT / Team	
4.	Robert GERRIE	PF / DMI	
5.	Alfredo Espinoza	P/F App	
6.	Jorge Sanchez V.	BRAND	
7.	MARCUS HANEY	J.C. BRAND	
8.	Benjamin Becker	BRAND	
9.	Santiago Ramos	BRAND	
10.	Miguel Hernandez	DMI	
11.	Gustavo Miranda	DMI	
12.	Jim Correa	PF / ARB	
13.	Humberto Lopez	P/Fitter- ARB	
14.	STEVE EWING	DMI	
15.	Johnny Romero	PF/ DMI	
16.	Thomas Jimenez	SG/CO	
17.	Craig Richter	JM/ Summit Fire	
18.	DENNIS MITCHELL	SM/ DMI	
19.	David Luce	JM / DMI	
20.	William Nimmo	PFM/ DMI	
21.	MARCO LOPEZ	PF - DMI	
22.	ANTHONY SOLA	P.F - DMI	
23.	MARK QUEVEDO	PF DMI	
24.	MARIO AVILA	PF DMI	
25.	LAWRENCE RICHARD VELEZ	PF ARB	
26.	Jeff Benedict	PF ARB	
27.	STEPHEN GRANT	PF ARB	
28.	ROBERT DELBERTE	PF ARB	
29.	Logan T. Massey	PF ARB	
30.			

Biological Trainer: BRUCE ASANO Signature: _____ Date: 1/13/14

Cultural Trainer: _____ Signature: _____ Date: __/__/__

Paleo Trainer: _____ Signature: _____ Date: __/__/__

Certification of Completion
Worker Environmental Awareness Program
Mojave Solar Project (09-AFC-5)

This is to acknowledge these individuals have completed a mandatory California Energy Commission-approved Worker Environmental Awareness Program (WEAP). The WEAP includes pertinent information on biological, cultural, and paleontological resources for all personnel (that is, construction supervisors, crews, and plant operators) working on site or at related facilities. By signing below, the participant indicates that he/she understands and shall abide by the guidelines set forth in the program materials. Include this completed form in the Monthly Compliance Report.

No.	Employee Name	Title/Company	Signature
1.	JUAN ESQUIVEL	PF / ARB	
2.	William Howard	PF ARB	
3.	JOHN T PEARSON	PF/ARB	
4.	CASEY D Dodd	welder/ARB	
5.	Jaime Tasso	insulator SYNTEX	Jaime Tasso
6.	Jesus Roman	INS SYNTEX	Jesus Roman
7.	Ruben Madrid	INS SYNTEX	Ruben Madrid
8.	Cesar Madrid	INS SYNTEX	Cesar Madrid
9.	Gary Mamud	NDT / TEAM	
10.	Miguel Tyhurst	NDT / TEAM	
11.	Bill Scorzo	NDT / TEAM	
12.	Sandra Phillipp	NDT / Team	Sandra Phillipp
13.	Patrick Wetzel	millwright ARB	
14.	Michael MEMAHAN	Biggs CRANE	
15.	[illegible]	FITTER ARB	
16.	Thaddeus Henry	PF / ARB	
17.	Carlos Ortiz	INS SYNTEX	
18.	MICHAEL WILKENING	PF / ARB	
19.	Alex Perez	NDT / Team	
20.	Justin Lynn	NDT / Team	
21.	Mare Smith	NDT / Team	
22.	Jared T. Smith	NDT / Team	
23.	Josh Lichtwald	I.W. / abacus	
24.	Robert ARIAS	IW / ABACUS	
25.	Jacob Anderson	PF/welder DMI	
26.	Victor Crawford	PF DMI	
27.	EUGENE KENDON	PF DMI	
28.	DAVID ERVIN	PF DMI	
29.	Nathan Romo	PF DMI	
30.	MUAAU MAE FAOLIN	PF TECH ARB	

Biological Trainer: BRUCE ASMUS Signature: _____ Date: 1/13/14

Cultural Trainer: " Signature: " Date: "

Paleo Trainer: " Signature: " Date: "

Certification of Completion
Worker Environmental Awareness Program
Mojave Solar Project (09-AFC-5)

This is to acknowledge these individuals have completed a mandatory California Energy Commission-approved Worker Environmental Awareness Program (WEAP). The WEAP includes pertinent information on biological, cultural, and paleontological resources for all personnel (that is, construction supervisors, crews, and plant operators) working on site or at related facilities. By signing below, the participant indicates that he/she understands and shall abide by the guidelines set forth in the program materials. Include this completed form in the Monthly Compliance Report.

No.	Employee Name	Title/Company	Signature
1.	Teri Brown	Select Staffing	
2.	JOSE NIETO	Brand	
3.	EDGAR MENDEZ	BRAND	
4.	Abraham Garcia	BRAND	
5.	Noe Orozco G.	BRAND	
6.	German Santos	Brand	
7.	Danny Sandoval	ARB	
8.	Eric Comben	A.R.B.	
9.	Michael J. Beecher	ARB	
10.	ALFONZA OUTLAW	ARB	
11.	Danglade St. Rose	ARB	
12.	MIGUEL HERNANDEZ	ARB	
13.	James Delancy	Brand	
14.	ANDUEN VANGJELI	ABEINSA	
15.	Wlises A Ruiz	Simfleys	
16.	LAN VAN TRAN	ABEINSA	
17.	Jesus Rodriguez	SYNFlex	Jesus Rodriguez
18.	[redacted]		
19.	ABEL SANCHEZ	SYNFLEX	Abel Sanchez
20.	DAVID TREVIÑO SEVILLANO	ABEINSA EPC	
21.	ANGEL CERRATO RODRIGUEZ	ABEINSA EPC	
22.	DULCE NICOLAS GONZALEZ	ABEINSA EPC	
23.	BERNARDO HERRERA		
24.	Francisco J Gonzalez		
25.	MARK FISH	ARB	
26.	Todd Schaeffer	ARB	
27.	Aaron J. Wirtz	Fitter/Summit Fire	
28.	STEVE BALLESTEROS	INSULATOR	
29.	DAVID CARRILLO	INSULATOR	
30.	James Ayley	INSULATOR	

Biological Trainer: BRUCE ASAMI Signature: _____ Date: 1/14/14

Cultural Trainer: " Signature: " Date: "

Paleo Trainer: " Signature: " Date: "

31.	Carlos Arellano	INSULATOR	
32.	Jose J Peña	INSULATOR	
33.	Wan Cruz	Insulator	
34.	Joel Zendejas	INSULATOR	

35. Brian Garcia Insulator

36. Jose J Lobo Insolation SINFLex Jose J Lobo

Certification of Completion
Worker Environmental Awareness Program
Mojave Solar Project (09-AFC-5)

This is to acknowledge these individuals have completed a mandatory California Energy Commission-approved Worker Environmental Awareness Program (WEAP). The WEAP includes pertinent information on biological, cultural, and paleontological resources for all personnel (that is, construction supervisors, crews, and plant operators) working on site or at related facilities. By signing below, the participant indicates that he/she understands and shall abide by the guidelines set forth in the program materials. Include this completed form in the Monthly Compliance Report.

No.	Employee Name	Title/Company	Signature
1.	Randall Algers	Fitter ARB	Randall Algers
2.	Andra B. Holly	Welder ARB	Andra B. Holly
3.	Derek Hampton	Carpenter (BRAND)	Derek Hampton
4.	Jaime Gregory	Insulator	Jaime Gregory
5.	Cecilia Contreras		Cecilia Contreras
6.	Anthony McDonald	fitter ARB	Anthony McDonald
7.	DAVID BRENT CUAZ	FITTER ARB	David Cuaz
8.	Kwan Y Lee	welder, DMJ	
9.	Jason Carrico	Fitter, ARB	
10.	Eric Arredondo	Fitter ARB	
11.	Frank Ortega	FITTER ARB	
12.	Jeff Hahn	FITTER ARB	
13.	Michael Lange	Fitter/Welder ARB	Michael Lange
14.	Christopher Brokaw	welder/Fitter ARB	
15.	Danny Cornejo	COMBO WELDER ARB	
16.	Charles Rich	J.P.F.	
17.	Michael Bennett	APP P.F.	Michael Bennett
18.	Shawn Orr	Teamster	
19.	Valine Page	Abesinsa	
20.			
21.			
22.			
23.			
24.			
25.			
26.			
27.			
28.			
29.			
30.			

Biological Trainer: Bruce Asarw Signature: _____ Date: 1/15/14

Cultural Trainer: " Signature: " Date: __/__/__

Paleo Trainer: " Signature: " Date: __/__/__

Certification of Completion
Worker Environmental Awareness Program
Mojave Solar Project (09-AFC-5)

This is to acknowledge these individuals have completed a mandatory California Energy Commission-approved Worker Environmental Awareness Program (WEAP). The WEAP includes pertinent information on biological, cultural, and paleontological resources for all personnel (that is construction supervisors, crews, and plant operators) working on site or at related facilities. By signing below, the participant indicates that he/she understands and shall abide by the guidelines set forth in the program materials. Include this completed form in the Monthly Compliance Report.

No.	Employee Name	Title/Company	Signature
1.	JOHN LONE	Turbine Coordinator	UEHLC
2.	BRUCE BRINER	FITTER	
3.	Steve de St Jean	FITTER	
4.	HYONG Yu	Fitter	
5.	Jeremy Young	Fitter	
6.	GILBERT VERDUGO	FITTER	
7.	Jeremy Ogrodnik	FITTER	
8.	Ryan Fuzi	Fitter / ARB	
9.	Chris Petree	P Fitter	
10.	GALLARDO FRANK	PIPE FITTER	
11.	Roberto Sanchez	Pipe Fitter	
12.	Howard "JEFF" Greenaway	Pipe Fitter.	
13.	Chadwick DIVERS	PIPEFITTER	
14.	Jorge Flores	Pipe Fitter	
15.	James LaFleur	Supervisor	
16.	Byron Lauville	Supervisor	
17.	Kyle Natili	Tech	
18.	Chris Moody	Fitter	
19.	ARISTides Rodriguez	INSULATOR	
20.	NESTOR Molina	INSULATOR	
21.	ARTEAGA Miguel	INSULATION	
22.	STEVEN KLODER	INSULATOR	Steven Kodder
23.	HENRY FUENTES	INSULATOR	Henry Fuentes
24.			
25.			
26.			
27.			
28.			
29.			
30.			

Biological Trainer: BRUCE A SARA Signature: _____ Date: 1/16/14

Cultural Trainer: " Signature: " Date: "

Paleo Trainer: " Signature: " Date: "

1/17/14

Certification of Completion
Worker Environmental Awareness Program
Mojave Solar Project (09-AFC-5)

This is to acknowledge these individuals have completed a mandatory California Energy Commission-approved Worker Environmental Awareness Program (WEAP). The WEAP includes pertinent information on biological, cultural, and paleontological resources for all personnel (that is, construction supervisors, crews, and plant operators) working on site or at related facilities. By signing below, the participant indicates that he/she understands and shall abide by the guidelines set forth in the program materials. Include this completed form in the Monthly Compliance Report.

No.	Employee Name	Title/Company	Signature
1.	Ron Haigwood	ARB	Ron Haigwood
2.	Adam Pownall	ARB	Adam Pownall
3.	JOE DIAZ	ARB	
4.	EDMOND WARD	ARB	
5.	THOMAS ST ANGE	ARB	
6.	WILLIAM CARMAN	ARB	
7.	Matt Virrey	ARB	
8.	MIGUEL GUEL	ARB	
9.	BRADLEY R BROWN	ARB	
10.	MICHAEL S. REED	ARB	
11.	KEVIN LARSON	ARB	
12.	BILL DWIGHT	ARB	
13.	JEREMIAH OTTNEY	HOBBS BRANDAU	
14.	TOM BROWN	ABENGOA EPC	Tom Brown
15.	David Nugent JR	Wood group	
16.	John Garcia	Wood group	
17.	Jesse Granados	Wood group	
18.	Cody Walker	Wood group	
19.	ROSE BRILLMAN	WOOD GROUP	Rose Brillman
20.	Nereida Fonseca	ABENGOA EPC	Nereida Fonseca
21.	Les Davis	Bragg Crane	
22.	Shane Reynolds	Bluewater	
23.	Jody Shaw	Bluewater	
24.	GOVINDA RAO MEDISETTI	I/E Bluewater	
25.	RAFAEL SALCEDO	ABACUS	
26.			
27.			
28.			
29.			
30.			

Biological Trainer: _____ Signature: _____ Date: __/__/__

Cultural Trainer: _____ Signature: _____ Date: __/__/__

Paleo Trainer: _____ Signature: _____ Date: __/__/__

Certification of Completion
Worker Environmental Awareness Program
Mojave Solar Project (09-AFC-5)

This is to acknowledge these individuals have completed a mandatory California Energy Commission-approved Worker Environmental Awareness Program (WEAP). The WEAP includes pertinent information on biological, cultural, and paleontological resources for all personnel (that is construction supervisors, crews, and plant operators) working on site or at related facilities. By signing below, the participant indicates that he/she understands and shall abide by the guidelines set forth in the program materials. Include this completed form in the Monthly Compliance Report.

No.	Employee Name	Title/Company	Signature
1.	Paul Jaime	ARB	
2.	Rafael Jimenez JR.	ARB	
3.	Jack Klein	ARB	
4.	Robert Howard	ARB	
5.	JOHN HATHAWAY	ARB	
6.	Jaime Espinoza	ARB	
7.	Enoch Hernandez	ARB	
8.	EUGENE LANE	ARB	
9.	Clifford Jackson	ARB	
10.	ALFONSO CORREA	ARB	
11.	Rene Martinez	FM / SYNFLEX	
12.	AARON HOWLAND	ARB	
13.	Michael Hefley	ARB	
14.	Cruz Medina	ARB	
15.	KARL D. NELSON	SYMPLEX	
16.	Mark Haynes	Airgas	
17.	Derrick A. Sanderlin	ARB	
18.	James Novelli	ARB	
19.	Billy Connors	ARB	
20.	KIYOSHI PATTERSON	ARB	
21.	Jon Tortoro	ARB	
22.	Austin DAVIS	ARB	
23.	KELCEY HART	ARB	
24.	Vance Williams	ARB	
25.	Gonzalo Arroyo	ARB	
26.	JEFF COOPER	ARB	
27.	Enrique Benitez	ARB	
28.	ANTONIO CEPEDA CORREA	ARB/INSAEPC	
29.			
30.			

Biological Trainer: BRUCE ASAMO Signature: " Date: 1/20/14

Cultural Trainer: " Signature: " Date: / /

Paleo Trainer: " Signature: " Date: / /

Certification of Completion
Worker Environmental Awareness Program
Mojave Solar Project (09-AFC-5)

This is to acknowledge these individuals have completed a mandatory California Energy Commission-approved Worker Environmental Awareness Program (WEAP). The WEAP includes pertinent information on biological, cultural, and paleontological resources for all personnel (that is, construction supervisors, crews, and plant operators) working on site or at related facilities. By signing below, the participant indicates that he/she understands and shall abide by the guidelines set forth in the program materials. Include this completed form in the Monthly Compliance Report.

No.	Employee Name	Title/Company	Signature
1.	Gregory Temple	Abacus/Elect.	[signature]
2.	Joseph Avila	Abacus/Insulator	[signature]
3.	PHOUTHAVANH [illegible]	ABUCUS/ELEC	[signature]
4.	Mitchell Gonzalez	ABUCUS/insulator	[signature]
5.	CARLOS RIOS CASTILLO	ABACUS/INSULATOR	[signature]
6.	PEDRO Felix Santiago	Abensa	[signature]
7.	HUGO LIU	ABACUS/ENG	[signature]
8.	Adam Scholtke	Abacus	[signature]
9.	Michael Cabrera	Abacus	[signature]
10.	JESUS M MORENO	ABACUS	[signature]
11.	James Simpson	ABACUS	[signature]
12.	Fernando A. Garcia	ABACUS	[signature]
13.	James Bailey	ABACUS	[signature]
14.	Robert Barnes	ABACUS/Elec	[signature]
15.	Nathan Bryan	ABACUS/Elec.	[signature]
16.	Alan Gasswint	ABACUS	[signature]
17.	Christopher Edwards	Abacus/Elec	[signature]
18.	Steve CARRILLO	ABACUS	[signature]
19.	JOHN WATSON	ABACUS	[signature]
20.	Daniel Adelman	ABACUS	[signature]
21.	Mark Kuske	Abacus	[signature]
22.	James Martinez	instaler/App	[signature]
23.	LUKE ENRIQUEZ	ABACUS	[signature]
24.	JOE SANCHEZ	INTERGATED	[signature]
25.	Steve Goytia	Integrated	[signature]
26.	Luis Cordova	Integrated	[signature]
27.	Kyle Rundhaug	Summit Fire	[signature]
28.	Michael Schmitz	Summit Fire	[signature]
29.	Jesse Geagenbaum	ABACUS	[signature]
30.	Jacob Trost	ABACUS	[signature]

Biological Trainer: BRUCE ASANO Signature: [signature] Date: 1/21/14

Cultural Trainer: " Signature: " Date: "

Paleo Trainer: " Signature: " Date: "

Certification of Completion
Worker Environmental Awareness Program
Mojave Solar Project (09-AFC-5)

This is to acknowledge these individuals have completed a mandatory California Energy Commission-approved Worker Environmental Awareness Program (WEAP). The WEAP includes pertinent information on biological, cultural, and paleontological resources for all personnel (that is, construction supervisors, crews, and plant operators) working on site or at related facilities. By signing below, the participant indicates that he/she understands and shall abide by the guidelines set forth in the program materials. Include this completed form in the Monthly Compliance Report.

No.	Employee Name	Title/Company	Signature
1.	MARCEL FORTIN	ABACUS/PF	Marcel Fortin
2.	Jose Cervantes	Abacus	
3.	FRANK FLORES	ABACUS	
4.	PETER CHALOUNRATH	ABACUS	
5.	Russell Moulton	EL/ABACUS	R. Moulton
6.	JEFF FRITOT	OPERATOR BRAGG	Jeff
7.	VIDAL MEDINA	INS/SINFLEX	Vidal medina
8.	Ramiro Dezquino	ins Sinflex	
9.			
10.			
11.			
12.			
13.			
14.			
15.			
16.			
17.			
18.			
19.			
20.			
21.			
22.			
23.			
24.			
25.			
26.			
27.			
28.			
29.			
30.			

Biological Trainer: Bruce Adams Signature: [signature] Date: 1/21/14

Cultural Trainer: " Signature: " Date: / /

Paleo Trainer: " Signature: " Date: / /

Certification of Completion
Worker Environmental Awareness Program
Mojave Solar Project (09-AFC-5)

This is to acknowledge these individuals have completed a mandatory California Energy Commission-approved Worker Environmental Awareness Program (WEAP). The WEAP includes pertinent information on biological, cultural, and paleontological resources for all personnel (that is, construction supervisors, crews, and plant operators) working on site or at related facilities. By signing below, the participant indicates that he/she understands and shall abide by the guidelines set forth in the program materials. Include this completed form in the Monthly Compliance Report.

No.	Employee Name	Title/Company	Signature
1.	Ryan Stolpp	Abicus	
2.	Dennis Baer	ARB	
3.	Brion Dodge	ARB	
4.	PAUL MARTIN	ARB	
5.	Bryan CRAIG	ARB	
6.	Ishmael Corral	ARB	
7.	FRANK URSO	ARB	
8.	DENNIS NARAINE	ARB	
9.	Marc Pia	ARB	
10.	Joshua O'Hara	ARB	
11.	STEVEN Dicky	ARB	
12.	Brian Krysc	ARB	
13.	Juan M. Hernandez	ARB	
14.	Juan A. Hernandez	ARB	
15.	Joshua Lopez	Abacus	
16.	Dan Holbrook	Abacus	
17.	DAVID VARNADO	Abacus	
18.	STEWART BRADLEY	ABACUS	
19.	JOSE RODRIGUEZ	ABACUS	
20.	ELISEO DURAN	NINFLEX	
21.	MARC A. MEJIA	ABACUS	
22.	JOE BARRERA	ABACUS	
23.	Rudolfo Hernandez	PF – ARB	
24.	WARREN WILSON	ABACUS	
25.	Bradford Davison	Abacus	
26.	ED AGUILAR	ARB	
27.	BRIAN OLMOS	ARB	
28.	JEFF AYO	ABACUS	
29.	DAVID CUNET	ARB	
30.	Phil Keeling	ARB	
31.	RON RODRIGUEZ	ARB	

Biological Trainer: BRUCE ADAMS Signature: [signature] Date: 1/21/14

Cultural Trainer: " Signature: " Date: "

Paleo Trainer: " Signature: " Date: "

32.	Rufus Young	ARB	
33	KEVIN JONES	ARB	
34.	Daniel Salinas	ARB	
35.	Oscar Lopez	BRAND	
36.	Oscar Gonzalez	BRAND ENERGY	

Certification of Completion
Worker Environmental Awareness Program
Mojave Solar Project (09-AFC-5)

This is to acknowledge these individuals have completed a mandatory California Energy Commission-approved Worker Environmental Awareness Program (WEAP). The WEAP includes pertinent information on biological, cultural, and paleontological resources for all personnel (that is, construction supervisors, crews, and plant operators) working on site or at related facilities. By signing below, the participant indicates that he/she understands and shall abide by the guidelines set forth in the program materials. Include this completed form in the Monthly Compliance Report.

No.	Employee Name	Title/Company	Signature
1.	Tommy Avino	BRAND SCAFFOLD	[signature]
2.	Carlos Garcia	BRAN	[signature]
3.	Sergio Rios	GF Brand	[signature]
4.	Jeff Calderon	CF BRAND	[signature]
5.	JESUS GARCIA	C BRAND	[signature]
6.	DAVID GARCIA	A-G Brand	[signature]
7.	JOSEM MARTINEZ	C BRAND	[signature]
8.	Johnnie Darville	C-Brand	[signature]
9.			
10.			
11.			
12.			
13.			
14.			
15.			
16.			
17.			
18.			
19.			
20.			
21.			
22.			
23.			
24.			
25.			
26.			
27.			
28.			
29.			
30.			

Biological Trainer: Bruce Asano Signature: [signature] Date: 1 / 21 / 14

Cultural Trainer: " Signature: " Date: / " /

Paleo Trainer: " Signature: " Date: / " /

Certification of Completion
Worker Environmental Awareness Program
Mojave Solar Project (09-AFC-5)

This is to acknowledge these individuals have completed a mandatory California Energy Commission-approved Worker Environmental Awareness Program (WEAP). The WEAP includes pertinent information on biological, cultural, and paleontological resources for all personnel (that is, construction supervisors, crews, and plant operators) working on site or at related facilities. By signing below, the participant indicates that he/she understands and shall abide by the guidelines set forth in the program materials. Include this completed form in the Monthly Compliance Report.

No.	Employee Name	Title/Company	Signature
1.	Adrian Mendez	Oc Synflex	Adrian Mendez
2.	Joshua Clementino	ABACUS	
3.	Salvador Hernandez	ABACUS	
4.	Rodolfo Ramirez	DMI	
5.	Mario Moreno	ABACUS	
6.	Jesse Rosales	BRAND	
7.	Alfredo Ramos	Brand	
8.	Laffit Montes De Oca	BRAND	
9.	CRESPO JOEL	BRAND	
10.	Charlie Schowwiller	DMI	
11.	Fernando Aguallo	BRAND	
12.	David Lynn	DMI	
13.	Miguel Bermudez III	DMI	
14.	G.E. Jocsten	DMI	
15.	Richard Bareno	DMI	
16.	SIMON NUAGG	ABACUS	
17.	Maximiliano Montes De Oca	BRAND	
18.	Arcadio Garza	BRAND	
19.	Raul Canchola	Brand	
20.	CARLOS RUIZ	SAFETY ARB	
21.			
22.			
23.			
24.			
25.			
26.			
27.			
28.			
29.			
30.			

Biological Trainer: Bruce Ashe Signature: " Date: 1/22/14

Cultural Trainer: " Signature: " Date: / /

Paleo Trainer: " Signature: " Date: / /

Certification of Completion
Worker Environmental Awareness Program
Mojave Solar Project (09-AFC-5)

This is to acknowledge these individuals have completed a mandatory California Energy Commission-approved Worker Environmental Awareness Program (WEAP). The WEAP includes pertinent information on biological, cultural, and paleontological resources for all personnel (that is, construction supervisors, crews, and plant operators) working on site or at related facilities. By signing below, the participant indicates that he/she understands and shall abide by the guidelines set forth in the program materials. Include this completed form in the Monthly Compliance Report.

No.	Employee Name	Title/Company	Signature
1.	Cesar Saleido	QC Synflex	Cesar Saleido
2.	Dennis Baer	~~D-2~~ BARB	D 2 B
3.	Salvador Rugello	~~[illegible]~~ ABACUS	[illegible]
4.	John Mejia	Abacus	[illegible]
5.	JOHN FREY	Desert Mech.	[illegible]
6.	Jose R Serrano	Desert Mech. I	[illegible]
7.	HERIBERTO RAMOS	QC Synflex	[illegible]
8.	Jesus M Franco	QC Synflex	[illegible]
9.	Ray Sosa	PF - ARB	Ray Sosa
10.	Brian Kruse	PF - ARB	Brian Kruse
11.	Travis Moore	FA ARB	[illegible]
12.	D'Jon Greer	PFA - ARB	[illegible]
13.	CHRISTIAN PRECIADO	L - ARB	[illegible]
14.	Jayson R. Denham	PF - ARB	[illegible]
15.	Daniel Harris	PF - ARB	[illegible]
16.	Jason Burton	PFA - ARB	[illegible]
17.	Nicolas Andrade	PFA - ARB	[illegible]
18.	JOSE PADILLA	PFA - ARB	[illegible]
19.	RON SARTOR	PF ARB	[illegible]
20.	Jose Borja	Welder DMI	Jose Bo
21.			
22.			
23.			
24.			
25.			
26.			
27.			
28.			
29.			
30.			

Biological Trainer: Bruce Asano Signature: [illegible] Date: 1/22/14

Cultural Trainer: " Signature: " Date: / " /

Paleo Trainer: " Signature: " Date: / " /

1/23/14

Certification of Completion
Worker Environmental Awareness Program
Mojave Solar Project (09-AFC-5)

This is to acknowledge these individuals have completed a mandatory California Energy Commission-approved Worker Environmental Awareness Program (WEAP). The WEAP includes pertinent information on biological, cultural, and paleontological resources for all personnel (that is, construction supervisors, crews, and plant operators) working on site or at related facilities. By signing below, the participant indicates that he/she understands and shall abide by the guidelines set forth in the program materials. Include this completed form in the Monthly Compliance Report.

No.	Employee Name	Title/Company	Signature
1.	Giovanni Lorenzano	Labor/Penhall	
2.	ANDREW MENA	LABOR/PENHALL	
3.	NARCISO SALGADO	LABOR/PENHALL	Narciso Salgado
4.	RAYMOND CUNDIFF	PIPEFITTER/DMI	
5.	Steve Cooper	PIPE FITTER/DMI	
6.	ANTHONY YUNGER	PIPE FITTER/UMECH	
7.	Tom Mackay	PFA/UMech	
8.	Robert Ditch	PFA/UMech	
9.	JEFF YOUNG	PFJ/ARB	
10.	Jose Esparza	PFA/U-mech	
11.	Jung Y Lee	Welder/DMI	
12.	TIMOTHY LETT	PF/DMI	
13.	Thomas R. Ward	PF/DMI	Thomas R Ward
14.	NATHAN J. AMENDOLA	STMF/DMI	
15.	OSCAR YBARRA	DMI	
16.	Daniel Ulloa	DMF	
17.	JOHN AMAYA	INSULATION/PCI	
18.	Matthew Paglino	Safety/Sinflex	
19.	Chayne Sikorski	Bragg	
20.	Eric Dinkler	Bragg	
21.	Reid KUFFER	Brasc Crane	
22.	MIKE BOCTOR	OILER/BRAGG	
23.	Chris Chambers	PF/ARB	
24.	HERMAN QUEVEDO	SYNFLEX	Alejandro Cabral
25.	Raul Velasquez	SYNFlex	
26.	Marc Farrije	Synflex	
27.	NORMAN MILLER	ARB	
28.	BRIAN AMBRUS	ARB	
29.	Dennis Berry	ARB	
30.	David Blue	ARB	
	JASON SHEFTS	ARB	

Biological Trainer: _____ Signature: _____ Date: __/__/__

Cultural Trainer: _____ Signature: _____ Date: __/__/__

Paleo Trainer: _____ Signature: _____ Date: __/__/__

1/24/14

Certification of Completion
Worker Environmental Awareness Program
Mojave Solar Project (09-AFC-5)

This is to acknowledge these individuals have completed a mandatory California Energy Commission-approved Worker Environmental Awareness Program (WEAP). The WEAP includes pertinent information on biological, cultural, and paleontological resources for all personnel (that is, construction supervisors, crews, and plant operators) working on site or at related facilities. By signing below, the participant indicates that he/she understands and shall abide by the guidelines set forth in the program materials. Include this completed form in the Monthly Compliance Report.

No.	Employee Name	Title/Company	Signature
1.	STEVEN REYES	ARB	[illegible]
2.	Martin Rushoj	ARB	[illegible]
3.	Mark Arenas	ARB	[illegible]
4.	Demetrius Johnson	ARB	[illegible]
5.	Gary Grubbl	ARB	[illegible]
6.	ALEJANDRO DIAZ	ARB	[illegible]
7.	CHRISTINA GORAY	ARB	[illegible]
8.	Brian DeJong	ARB	[illegible]
9.	Sean Murphy	ARB	[illegible]
10.	Kevin Kozlowski	Bigge	[illegible]
11.	CHRIS SIMKEWICZ	ARB	[illegible]
12.	JOHNATHAN REYES	ARB	[illegible]
13.	GERARDO VEGA	ARB	[illegible]
14.	Don Marshall	ARB	[illegible]
15.	Christopher Bueling	ARB	[illegible]
16.	JASON PAYNE	ARB	[illegible]
17.	David Balos	ARB	[illegible]
18.	Frank Gerdine	ARB	[illegible]
19.			
20.			
21.			
22.			
23.			
24.			
25.			
26.			
27.			
28.			
29.			
30.			

Biological Trainer: _____ Signature: _____ Date: ___/___/___

Cultural Trainer: _____ Signature: _____ Date: ___/___/___

Paleo Trainer: _____ Signature: _____ Date: ___/___/___

1/24/14

Certification of Completion
Worker Environmental Awareness Program
Mojave Solar Project (09-AFC-5)

This is to acknowledge these individuals have completed a mandatory California Energy Commission-approved Worker Environmental Awareness Program (WEAP). The WEAP includes pertinent information on biological, cultural, and paleontological resources for all personnel (that is, construction supervisors, crews, and plant operators) working on site or at related facilities. By signing below, the participant indicates that he/she understands and shall abide by the guidelines set forth in the program materials. Include this completed form in the Monthly Compliance Report.

No.	Employee Name	Title/Company	Signature
1.	NATHAN BEELEY	ABACUS / APPRENTICE	
2.	JARRETT SIMERA	Appr. / ABACUS	
3.	JARED APODACA	Appr. / ABACUS	
4.	Kevin Valenzuela	Appr. ABACUS	
5.	Stuart Evans	app ABACAS	
6.	MARK Rice	ABACUS	
7.	JOHN ADENDI	APP / ABACUS	
8.	Gabriel Espanza	JW / ABACUS	
9.	Francisco E. Herrera	JW / IBEW 477	
10.	Ambrocio Hernandez	Abacus	
11.	Cesar Ruiz	Abacus	
12.	DAVE Hollingworth	Abacus	
13.	Charles Ballew	APP/Abbacus	
14.	Juan Loredo	Abacus	
15.	STEFAN PITZEK	JW ABACUS	
16.	Michael Billings	APP	
17.	RYAN YOUNKER	ABACUS / APPRENTICE	
18.	Francisco Camarillo	JW / 477 Abacus	
19.	Timothy Hill	JW / Abacus	
20.	MIKE WAITE	JW / ABACUS	
21.	ERIC TERAN &	SynFlex	
22.	Jean Santos	SynFlex	Jean Santos
23.	Juan Mora	SynFlex	Juan Mora
24.	JOHNNY TORRES	ARB	
25.	HOMER C. ANDERSON	ARB	Homer C. Anderson
26.	BYRON H. TRAILLIAN	ARB	
27.	ROBERT DELVES	ARB	
28.	RAWLE FOLKES	ARB	
29.	RAUL GUERRERO	ARB.	
30.	TOM PRUT	ARB	

Biological Trainer: _____ Signature: _____ Date: __/__/__

Cultural Trainer: _____ Signature: _____ Date: __/__/__

Paleo Trainer: _____ Signature: _____ Date: __/__/__

Certification of Completion
Worker Environmental Awareness Program
Mojave Solar Project (09-AFC-5)

This is to acknowledge these individuals have completed a mandatory California Energy Commission-approved Worker Environmental Awareness Program (WEAP). The WEAP includes pertinent information on biological, cultural, and paleontological resources for all personnel (that is construction supervisors, crews, and plant operators) working on site or at related facilities. By signing below, the participant indicates that he/she understands and shall abide by the guidelines set forth in the program materials. Include this completed form in the Monthly Compliance Report.

No.	Employee Name	Title/Company	Signature
1.	Robert Navarro	Insulator	
2.	Robert Bell	welder / ARB	
3.	ERIC CHRYSLE	ARB MILLWRIGHT	
4.	TONY MIRELES	ARB/STEAMFITTER	
5.	Jose Martinez	operator/BIGGE	
6.	PATRICK PARKER	Machinist/Tri Tool	
7.	Kyle Corbett	Machinist/Tri Tool	
8.	ANDREW MACKIE	BIGGS CRANE	
9.	LEON WOODS	ARB	
10.	Michael Schlaebrum	Biggie	
11.	Mario Rueda	Aepc	
12.			
13.			
14.			
15.			
16.			
17.			
18.			
19.			
20.			
21.			
22.			
23.			
24.			
25.			
26.			
27.			
28.			
29.			
30.			

BRUCE HASAMA

Biological Trainer: " Signature: " Date 1/22/14

Cultural Trainer: " Signature " Date: "/"

Paleo Trainer: " Signature " Date: "/"

1/27/2014

Certification of Completion
Worker Environmental Awareness Program
Mojave Solar Project (09-AFC-5)

This is to acknowledge these individuals have completed a mandatory California Energy Commission-approved Worker Environmental Awareness Program (WEAP). The WEAP includes pertinent information on biological, cultural, and paleontological resources for all personnel (that is, construction supervisors, crews, and plant operators) working on site or at related facilities. By signing below, the participant indicates that he/she understands and shall abide by the guidelines set forth in the program materials. Include this completed form in the Monthly Compliance Report.

No.	Employee Name	Title/Company	Signature
1.	Daniel Arias	A-3 / Brand	[signature]
2.	EFREM HAWKINS	A5 / BRAND	[signature]
3.	Jose Sinculv	A3 / Brand	[signature]
4.	Eric Garcia	A-4 / Brand	[signature]
5.	MAURICE THOMAS	C / BRAND	[signature]
6.	Richard Boyd	ARB	[signature]
7.	JOSE RAMOS	McKEON DOOR	[signature]
8.	HECTOR SOTO	MCKEON DOOR	[signature]
9.	Edward Noell	ABACUS	[signature]
10.	Mike Michaelis	ARB	[signature]
11.	BRENT MILLER	ARB	[signature]
12.	Michael Skaggs	ARB	[signature]
13.	MARIO RUIZ	C. BRAND	MARIO RUIZ
14.	Leoncio Preciado	C. BRAND	Leoncio Preciado
15.	Jose Prudencio	C. BRAND	[signature]
16.	Ismael Sanchez	C. Brand	[signature]
17.	Luis Corona	Abacus	Luis Corona
18.	ENRIQUE VALENCIA	ABACUS	[signature]
19.	Ryan Frye	BRAND	[signature]
20.	Arentis Smith	Brand	Arentis Smith
21.	Javier Felix	Brand	[signature]
22.	JORGE HERRERA	A3 / BRAND	[signature]
23.	LEON WOODS	ARB	[signature]
24.	DENNIS CRADDOCK	ARB	[signature]
25.	Steven Sandridge	ARB	[signature]
26.	Dale Barthlett	DMT	[signature]
27.	ROGER D FOGEL	ABACUS	[signature]
28.	WALTER DAQUILA	ABACUS	[signature]
29.	JOSE MONOBE	PLAS-TAL	[signature]
30.	Taylor Rolfson	Plas-Tal	[signature]
31.	Wallace Herbert	Plas-Tal	Wallace J Herbert II

Biological Trainer: _____ Signature: _____ Date: _____

32. JUAN MONTOYA — ~~ARB~~ Abacus — [signature]

Cultural Trainer: [signature] Signature: BRUCE ASAWO Date: 1/27/14

Paleo Trainer: _____ Signature: _____ Date: _____

32. JOHN GONZALES — Plas-tal — John Gonzales

33. Phillip Roman — Insulator / Abacus — Phillip Roman

Certification of Completion
Worker Environmental Awareness Program
Mojave Solar Project (09-AFC-5)

This is to acknowledge these individuals have completed a mandatory California Energy Commission-approved Worker Environmental Awareness Program (WEAP). The WEAP includes pertinent information on biological, cultural, and paleontological resources for all personnel (that is, construction supervisors, crews, and plant operators) working on site or at related facilities. By signing below, the participant indicates that he/she understands and shall abide by the guidelines set forth in the program materials. Include this completed form in the Monthly Compliance Report.

No.	Employee Name	Title/Company	Signature
1.	David Benton	Tech/Conco	
2.	Samuel Christ	Tech/Conco	
3.	William Freeman	PF/ARB	
4.	Michael Fleharty	PF/ARB	
5.	Thomas Welch	PF/ARB	
6.	WES Hutchison Sr	PF/ARB	
7.	EDWARD FERNANDEZ	O.E./BIGGE	
8.	Clinton Pilkington	P.F./ARB	
9.	Jesse Kilmer	PF / Abacus	
10.	Gilberto Palacios	Field Ironworker/IBEW	
11.	Erik Parra Salvation	Siglers	
12.	Angel Gonzalez	Siglers	
13.	Charles Reese	Safety / ABENGOA	
14.	Ryan Angelone	O.E. / ABACUS	
15.	Shawn Mathis	P.F / ABACUS	
16.	HENRY VALENCIA	PF ABACUS	
17.	HYONG YU	P/F ABACUS	
18.	PHILLIP RICO	P/F ABACUS	
19.	ALEJANDRO MORALES	P/F ABACUS	
20.	Teresa Greer	Oiler / Bigge	
21.	Daniel Cervantes	P.F. ABACUS	
22.	VICTOR OSORIO	PF ABAGUS	
23.	Jared Carlin	PF Abacus	
24.	Droshun Wade	PF Abacus	
25.	DAVID WOLFE	PF ABACUS	
26.	Elvin Mendoza	High Light Electric	
27.	RICHARD LANDER	PF ABACUS	
28.	LUIS GUTIERREZ	PF ABACUS P.M.	
29.	JOSE LUIS MAZUITA TRIGO	ABENGOA EPC	
30.	Harold Morrison	supt. ABACUS	

Biological Trainer: BRUCE ASANO Signature: _____ Date: 1/28/14

Cultural Trainer: " Signature " Date: "/"/"

Paleo Trainer: " Signature " Date: "/"/"

Certification of Completion
Worker Environmental Awareness Program
Mojave Solar Project (09-AFC-5)

This is to acknowledge these individuals have completed a mandatory California Energy Commission-approved Worker Environmental Awareness Program (WEAP). The WEAP includes pertinent information on biological, cultural, and paleontological resources for all personnel (that is, construction supervisors, crews, and plant operators) working on site or at related facilities. By signing below, the participant indicates that he/she understands and shall abide by the guidelines set forth in the program materials. Include this completed form in the Monthly Compliance Report.

No.	Employee Name	Title/Company	Signature
1.	Charlie Wilcutt	Zantz	
2.	Nakia Height	Zantz	
3.	TYRONE M. FORDHAM SR.	LANTZ	
4.	Robert G. Regan	ARB	
5.	JACK CORCINO	DMI	
6.	MICHAEL GRIGSBY	LANTZ	
7.	STANLEY JACKSON	LANTZ	
8.	MARTINEZ, E.A. TONY	ARB	
9.	JASON SCOTT	LANTZ	
10.	DANIEL VALDEZ	DMI	
11.	JERRY LOPEZ	ARB	
12.	KEYLOR QUINONEZ	ABACUS	
13.	WILLIAM CARTER	LANTZ	
14.	JOHN M. WOOD	ARB	
15.	Glenn Holthe	LANTZ	
16.	Abel Perez	LANTZ	
17.	MARK SHRIVE	PM / FHT	
18.	LEE STEGENGA	ABENGOA PC	
19.	JESSIE MENDOZA	PIPE FITTER	
20.	SCOTT SMITH	PIPE FITTER ABS	
21.	JAMES CANNADAY	FITTER / ARB	
22.	ANGEL MIRAMONTES	BRAND	
23.	ADRIAN CHAVEZ	BRAND	
24.	JOHN "DUKE" SINNER	ARB/PC	
25.			
26.	PAUL ANDERSEN	ARB	
27.	ROD BURKE	ARB	
28.	STEPHEN WALKER	ARB	
29.	JOSE PEREZ	ARB	
30.			

Biological Trainer: JAMES ADAMS Signature: " Date: 1/29/14

Cultural Trainer: " Signature " Date: / /

Paleo Trainer: " Signature " Date: / /

Certification of Completion
Worker Environmental Awareness Program
Mojave Solar Project (09-AFC-5)

This is to acknowledge these individuals have completed a mandatory California Energy Commission-approved Worker Environmental Awareness Program (WEAP). The WEAP includes pertinent information on biological, cultural, and paleontological resources for all personnel (that is construction supervisors, crews, and plant operators) working on site or at related facilities. By signing below, the participant indicates that he/she understands and shall abide by the guidelines set forth in the program materials. Include this completed form in the Monthly Compliance Report.

No.	Employee Name	Title/Company	Signature
1.	Sam Love	ARB	
2.	Marquis Shaw	ARB	
3.	TYSON D. SMITH II	ABACUS	
4.	JOSHUA DILL	ARB	
5.	Emanuel Thomas	ARB	
6.	Mike Michaelis	ARB	
7.	Carlos De Paz	Brand	Carlos A. De Paz
8.	JOSE CASTILLO	BRAND	
9.	Javier Sánchez	BRAND	Javier Sánchez
10.	Rafael Ramones	BRAND	
11.	Matthew Wing	Abacus	
12.	Cesar Rosas	ARB	Cesar Rosas
13.	PAUL VALDEZ	ARB	
14.	Brittany Parker	Select Staffing	
15.	Clarid Cota	Abacus	
16.	Jose Arturo Castillo	SINFLEX	
17.	MARTIN AGUILAR	SINFLEX	
18.	Oguer Gonzalez	SINFLEX	
19.	JOSE ULICES PEREZ	HOBBS BANNERMAN	
20.	TOUSSAINT TEAMOR	Hobbs Bannerman	
21.	Edmond Tyler Rebhan	Abacus	
22.	Jeff Kelley	Abacus	
23.	DAVID MEEHAN	ABACUS	
24.	JOSHUA HEATON	ABACUS	
25.	STEVE GALLOGOS	ABACUS	
26.	Jesus Ortiz	Abacus	Jesus Ortiz
27.			
28.			
29.			
30.			

Biological Trainer: BRUCE ASHAND Signature: 〃 Date: 1/30/14

Cultural Trainer: 〃 Signature 〃 Date: 〃

Paleo Trainer: 〃 Signature 〃 Date: 〃

Attachment 3
Monthly Common Raven Monitoring Results

Monthly Common Raven Monitoring Results for Abengoa Mojave Solar Project San Bernardino County, California

Monthly Compliance Report
January 2014

Prepared by:

CH2MHILL®

2485 Natomas Park Drive
Sacramento, California 95833

February 2014

Table of Contents

Section **Page**

Introduction 1

Construction Monitoring Activities 1

Methods 1

Results 2
- Incidental Observations 2
- Point Counts 4
- Nest Monitoring 5

List of Tables

Tables **Page**

1 Incidental Raven Observations 3

2 Summary of Common Raven Point Count Observations 5

List of Supplements

1 Common Raven Point Count Stations

2 Incidental Common Raven Observations

3 Point Count Data Sheets

Introduction

The Abengoa Mojave Solar Project (MSP) is required to provide a monthly report on common ravens (*Corvus corax*) to the California Energy Commission (CEC), United States Fish and Wildlife Service (USFWS), and California Department of Fish and Wildlife (CDFW). The CEC Final Decision includes Condition of Certification (COC) BIO-18 stating that the project owner shall implement control measures to manage its construction site and related facilities in a manner to control raven populations and to mitigate cumulative and indirect impacts to desert tortoise associated with regional increase in raven numbers. In accordance with BIO-18, the CEC approved the Common Raven Monitoring, Management, and Control Plan (Raven Plan) on March 26, 2012. Refer to BIO-18 and the Raven Plan for monitoring and survey protocol description.

Construction Monitoring Activities

The following section summarizes biological monitoring activities conducted by CH2M HILL throughout January 2014.

On a typical weekday, one biological monitor or designated biologist:

- Monitors Harper Dry Lake Road prior to increased morning and afternoon traffic;
- Monitors active construction areas, parking lots, laydown yards and any areas of potential threat to vegetation, soils, or wildlife;
- Inspects desert tortoise exclusion fences and tortoise guards as required;
- Inspects potential entrapment areas, e.g., trenches;
- Monitors for formation of potential standing water;
- Inspects kit fox exclusion buffers and downloaded motion-sensor cameras at shelter sites;
- Conducts raven observations and bi-weekly point counts;
- Reports hazardous waste spills to the designated biologist;
- Inspects pipes greater than 3 inches in diameter that are less than 8 inches above the ground surface; and
- Performs other special biological activities as required.

Methods

The designated biologist ensures that the biological monitors are trained to implement the Raven Plan in both raven monitoring and management measures. Biological staff also conduct 10-minute stationary point counts at seven locations (Supplement 1). The purpose of the point counts is to record raven observations including date, time, location, number of individuals, age, behavior, distance from the station location, and any other pertinent notes (e.g., nesting behavior). This information is recorded on a hard copy datasheet. Point counts are conducted with a minimum of 1 week in between.

Point counts were positioned to monitor project-specific activities and features that have potential to attract or subsidize ravens. The Raven Plan defines six "conditions of concern" as:

1. Availability of water from evaporation ponds;
2. Potential creation of new perching/roosting/nesting sites for ravens;
3. Temporary water ponding potential from dust suppression associated with construction, operation, and maintenance;
4. Raven food sources from soil disturbance (rodents, insects, etc.) and road kill associated with construction activity;
5. Human food and waste management; and
6. Landscaping that could provide foraging, perching, and available water opportunities.

During daily monitoring activities, biological staff records incidental observations of ravens interacting with MSP. This includes any raven observation within site boundaries, flying overhead, or adjacent to the site. These observations are recorded in field notebooks and include date, general site location, global positioning system (GPS) location, number of individuals, and activity. The GPS information is also presented on a map.

The incidental observations are also used to identify potential problem areas. Problem areas are those requiring management actions. If a problem area is identified, the surveys will be increased to a weekly basis until the issue is resolved. Habitual perching sites will be identified and actions taken to discourage use. If hazing techniques are employed to discourage raven use, biologists will record information on date, time, location, habitat, number of individuals, and response to hazing. Potential or active raven nests will be documented and removed according to Raven Plan specifications. Biological staff will report on whether control measures are working and provide further recommendations in the biological monthly compliance report.

Results

Incidental Observations

In January, no raven nests, nesting behavior, or raven "problem areas" were observed within the project boundaries.

During biological monitoring, 107 ravens were incidentally observed during 47 separate observations (Table 1). Because ravens are indistinguishable from one another, multiple sightings of individual birds likely occur. Therefore, the number of observations does not reflect the number of individual birds onsite. Common ravens were observed throughout the site (Supplement 2). The most common raven behavior observed was flying overhead. Ravens were also observed perched on fences and various transmission line poles, but were not habitually using a perch location.

Table 1 January 2014 Incidental Raven Observations			
Date	**Location**	**Number of Ravens Observed**	**Activity**
1/3/2014	Alpha East	1	flying
1/3/2014	Beta West	1	feeding
1/3/2014	Beta East	1	flying
1/3/2014	Beta East	2	perched
1/3/2014	Beta West	1	flying
1/7/2014	Alpha East	2	flying
1/7/2014	Beta East	3	perched
1/8/2014	Alpha East	2	perched
1/8/2014	Beta West	1	flying
1/9/2014	Beta West	2	perched
1/10/2014	Beta West	2	flying
1/10/2014	Alpha West	1	flying
1/14/2014	Alpha East	1	perched
1/14/2014	Alpha West	3	flying
1/15/2014	Alpha East	2	perched
1/16/2014	Alpha West	3	flying
1/16/2014	Beta West	1	perched
1/17/2014	Alpha West	1	flying
1/17/2014	Alpha East	2	flying
1/20/2014	Alpha East	1	perched
1/21/2014	Alpha East	3	flying
1/21/2014	Alpha East	7	perched
1/22/2014	Alpha West	1	perched
1/22/2014	Alpha East	1	flying
1/22/2014	Beta West	1	flying
1/22/2014	Alpha West	1	perched
1/23/2014	Alpha West	1	flying

Table 1 January 2014 Incidental Raven Observations			
1/23/2014	Alpha West	24	perched
1/23/2014	Alpha West	2	perched
1/24/2014	Alpha West	2	perched
1/27/2014	Alpha East	2	flying
1/27/2014	Alpha West	2	flying
1/27/2014	Alpha West	1	tracks
1/28/2014	Alpha West	4	flying
1/28/2014	Alpha East	3	perched
1/28/2014	Beta West	1	flying
1/29/2014	Alpha East	1	flying
1/29/2014	Alpha East	1	flying
1/29/2014	Alpha East	1	flying
1/29/2014	Beta West	2	perched
1/30/2014	Beta East	2	flying
1/30/2014	Alpha East	2	perched
1/30/2014	Alpha East	1	flying
1/31/2014	Alpha East	2	perched
1/31/2014	Alpha West	1	flying
1/31/2014	Beta East	4	flying
1/31/2014	Beta West	1	flying
Total Observations		**107**	

Point Counts

In January, two biweekly point counts were conducted according to Raven Plan protocol. Point counts were conducted on January 15 and January 30, 2014, by Joey Verge (JRV). On January 15, four ravens were observed at Station 3. On January 30, two ravens were observed at Station 3 and three ravens were observed at Station 4. Point count observations did not document any nesting behavior or problem areas. The Common Raven Fixed Point Observation Data Sheets are provided in Supplement 3.

Table 2 provides a summary of point count observations.

Table 2 Summary of Common Raven Point Count Observations				
Date: Time	**Station**	**Number of Ravens Observed**	**Location Description**	**Activity Observed**
1/15/2014: 10:30	#3	4	Alpha East	Flying
Total Observed 1/15/14		4		
1/30/2014: 10:30	#3	2	Alpha East	Flying
1/30/2014: 10:46	#4	3	Alpha East	Flying
Total Observed 1/30/14		5		

Nest Monitoring

According to the Raven Plan, biweekly breeding raven nest surveys were not required in January. These surveys will commence again in March 2014.

Monthly Common Raven Monitoring Results
January 2014

Supplement 1—Common Raven Point Count Stations

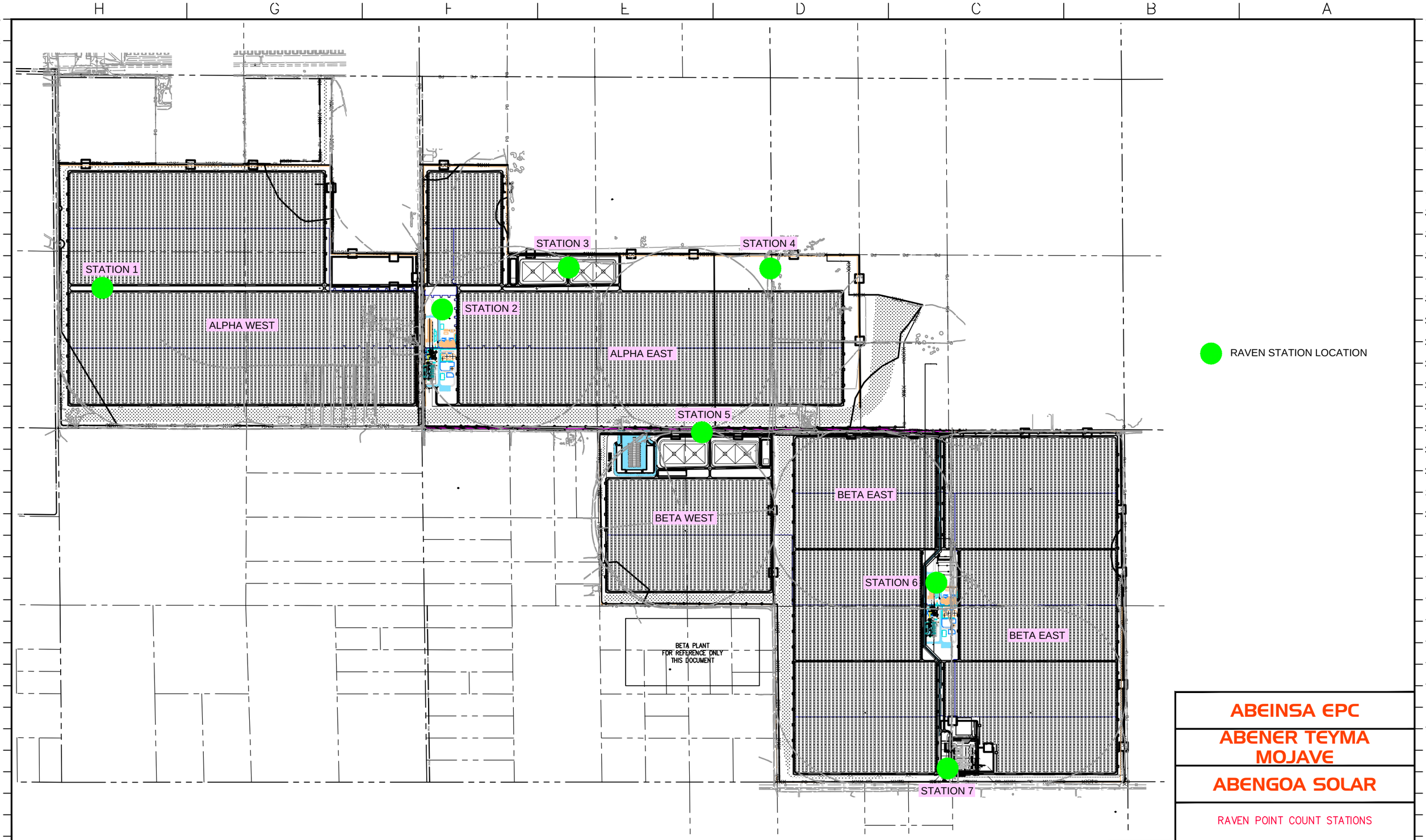

ABEINSA EPC

ABENER TEYMA MOJAVE

ABENGOA SOLAR

RAVEN POINT COUNT STATIONS

MOJAVE SOLAR, LLC — HINKLEY, CALIFORNIA

	BY	DATE	APP'D.	DATE	JOB NO.	REVISION
DRAWN	GU	1/25/13				
CHECKED						
SCALE	AS INDICATED					

DRAWING NUMBER
0001

THIS DRAWING IS THE PROPERTY OF
ABENER TEYMA
MOJAVE
Information and know-how hereon are confidential and proprietary and may not be used, reproduced, or revealed to others except in accordance with the terms of a contract with or other written permission of Abener Teyma Mojave General Partnership. Any reproductions in whole or part including shop drawings shall bear or refer to this stamp.

1/25/13	For Monitoring
ISSUE DATE	PURPOSE OF ISSUE

PE STAMP

Plot Date/Time/User: 25-Jan-13/9:55 AM/TEGUR

C:\USERS\TEGUR\DOCUMENTS\RAUL\6007_PLN_ATP_00_02_L001.DWG

Monthly Common Raven Monitoring Results
January 2014

Supplement 2—Incidental Common Raven Observations

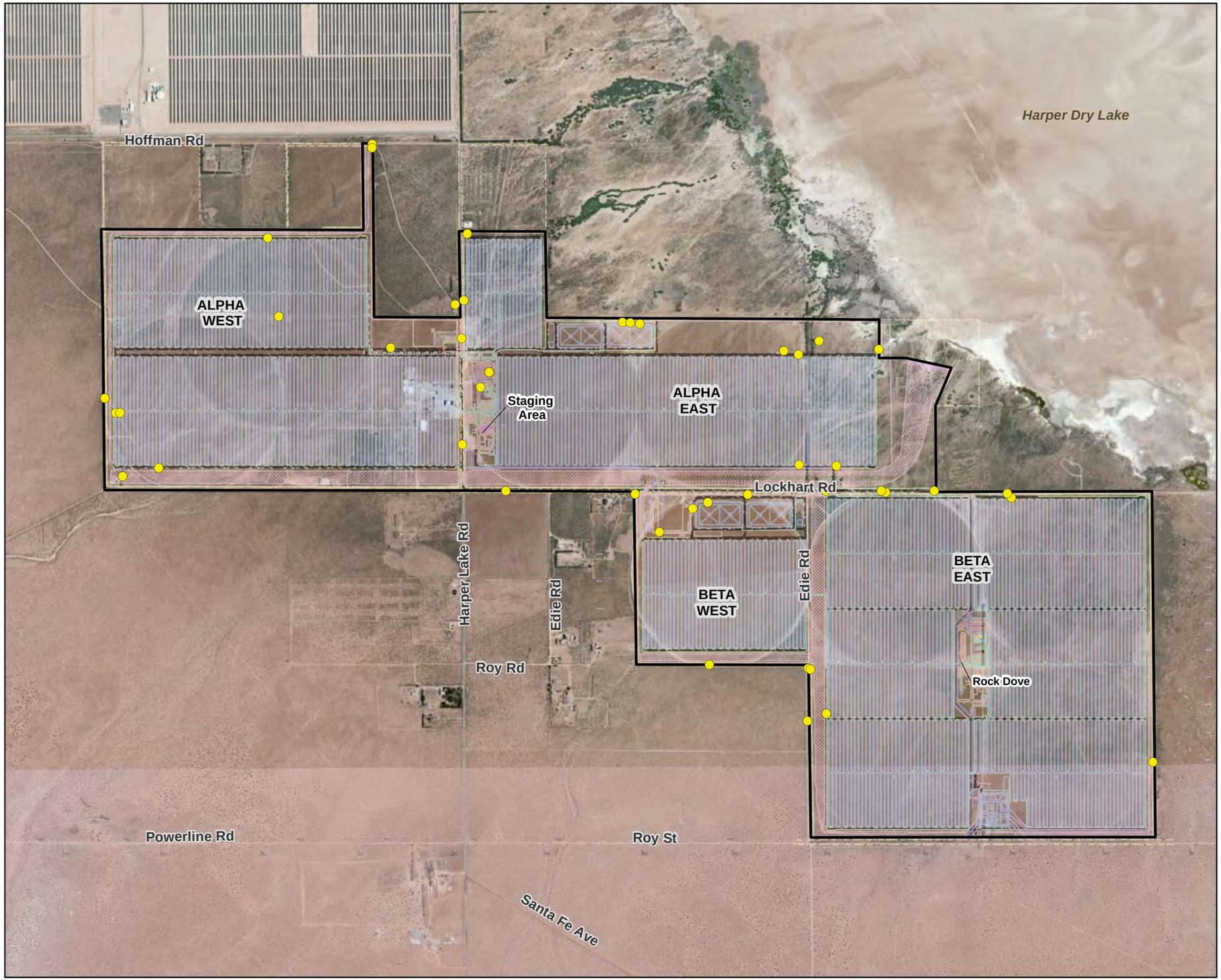

VICINITY MAP



LEGEND

Common Raven

- Incidental Observations
- Project Boundary

N

0 750 1,500

Feet

Supplement 2
Incidental Common Raven Observations, January 2014
Abengoa Mojave Solar Project
San Bernardino County, California

CH2MHILL

Monthly Common Raven Monitoring Results
January 2014

Supplement 3—Point Count Data Sheets

Mojave Solar

Common Raven Fixed Point Observation Data Sheet

Date (mmddyy) 7/15/14 Observer (init.) SRV Start Time 0956 End Time 1006 Obs Pt. (1)

Page 1 of 7

Visibility: (Clear) or Min _____ Max _____ (m)

Wind Direction from (circle one): (Calm) N NE E SE S SW W NW Variable Speed: Low _____ High _____ (km/h)

Precipitation (circle one): (none) light rain rain snow sleet hail fog other Temp: 45 (°F) Cloud Cover: 0 %

Obs #	Time	Sex	Age	# of birds	Activity (circle 1st, X others)	Flight Dir (to)	Horizontal Distance (m) 1st	Horizontal Distance (m) closest	Habitat Type/ Perch Structure	Aud?	Vis?	Notes
1					WA PE FL OT							
2					WA PE FL OT							
3					WA PE FL OT							
4					WA PE FL OT							
5					WA PE FL OT							
6					WA PE FL OT							
7					WA PE FL OT							
8					WA PE FL OT							
9					WA PE FL OT							
10					WA PE FL OT							
11					WA PE FL OT							
12					WA PE FL OT							

NONE OBSERVED

Activity Codes: WA-walking on ground, PE-perched above ground, FL-flying, OT-other (please specify)

Habitat Codes: CBS-Creosote Bush Scrub, SD/SS-Sand Dunes/Sand Sheets, DP-Desert Pavement, OT-other (please specify, provide details of Project structure/facility)

OBS. # (Time)	ADDITIONAL NOTES

Mojave Solar

Common Raven Fixed Point Observation Data Sheet

Date (mmddyy) 1/15/14 Observer (init.) SRV Start Time 1017 End Time 1027 Obs Pt 2

Page 2 of 7

Visibility: Clear or Min _____ Max _____ (m)

Wind Direction from (circle one): Calm N NE E SE S SW W NW Variable Speed: Low _____ High _____ (km/h)

Precipitation (circle one): none light rain rain snow sleet hail fog other Temp: 45 (°F) Cloud Cover: 0 %

Obs #	Time	Sex	Age	# of birds	Activity (circle 1st, X others)	Flight Dir (to)	Horizontal Distance (m) 1st	Horizontal Distance (m) closest	Habitat Type/ Perch Structure	Aud?	Vis?	Notes
1					WA PE FL OT							
2					WA PE FL OT							NONE OBSERVED
3					WA PE FL OT							
4					WA PE FL OT							
5					WA PE FL OT							
6					WA PE FL OT							
7					WA PE FL OT							
8					WA PE FL OT							
9					WA PE FL OT							
10					WA PE FL OT							
11					WA PE FL OT							
12					WA PE FL OT							

Activity Codes: WA-walking on ground, PE-perched above ground, FL-flying, OT-other (please specify)
Habitat Codes: CBS-Creosote Bush Scrub, SD/SS-Sand Dunes/Sand Sheets, DP-Desert Pavement, OT-other (please specify, provide details of Project structure/facility)

OBS. # (Time)	ADDITIONAL NOTES

Mojave Solar

Common Raven Fixed Point Observation Data Sheet

Date (mmddyy) 1/15/14 Observer (init.) SRV Start Time 1030 End Time 1040 Obs Pt. (3)

Visibility: (Clear) or Min ____ Max ____ (m) Page 3 of 7

Wind Direction from (circle one): (Calm) N NE E SE S SW W NW Variable Speed: Low ____ High ____ (km/h)

Precipitation (circle one): (none) light rain rain snow sleet hail fog other Temp: 52 (°F) Cloud Cover: 0 %

Obs #	Time	Sex	Age	# of birds	Activity (circle 1st, X others)		Flight Dir (to)	Horizontal Distance (m) 1st	Horizontal Distance (m) closest	Habitat Type/ Perch Structure	Aud?	Vis?	Notes
1	1032	-	A	1	WA PE (FL) OT		W	200	200	SITE	N	Y	
2	1034	-	A	3	WA PE (FL) OT		W	200	200	SITE	N	Y	
3					WA PE FL OT								
4					WA PE FL OT								
5					WA PE FL OT								
6					WA PE FL OT								
7					WA PE FL OT								
8					WA PE FL OT								
9					WA PE FL OT								
10					WA PE FL OT								
11					WA PE FL OT								
12					WA PE FL OT								

Activity Codes: WA-walking on ground, PE-perched above ground, FL-flying, OT-other (please specify)
Habitat Codes: CBS-Creosote Bush Scrub, SD/SS-Sand Dunes/Sand Sheets, DP-Desert Pavement, OT-other (please specify, provide details of Project structure/facility)

OBS. # (Time)	ADDITIONAL NOTES

Mojave Solar

Common Raven Fixed Point Observation Data Sheet

Date (mmddyy) 1/15/14 Observer (init.) JRV Start Time 1044 End Time 1054 Obs Pt. 4

Page 4 of 7

Visibility: Clear or Min _____ Max _____ (m)

Wind Direction from (circle one): Calm N NE E SE S SW W NW Variable Speed: Low ____ High ____ (km/h)

Precipitation (circle one): none light rain rain snow sleet hail fog other Temp: 52 (°F) Cloud Cover: 0 %

Obs #	Time	Sex	Age	# of birds	Activity (circle 1st, X others)	Flight Dir (to)	Horizontal Distance (m) 1st	Horizontal Distance (m) closest	Habitat Type/ Perch Structure	Aud?	Vis?	Notes
1					WA PE FL OT							
2					WA PE FL OT							
3					WA PE FL OT							
4					WA PE FL OT							
5					WA PE FL OT							
6					WA PE FL OT							
7					WA PE FL OT							
8					WA PE FL OT							
9					WA PE FL OT							
10					WA PE FL OT							
11					WA PE FL OT							
12					WA PE FL OT							

NONE OBSERVED

Activity Codes: WA-walking on ground, PE-perched above ground, FL-flying, OT-other (please specify)

Habitat Codes: CBS-Creosote Bush Scrub, SD/SS-Sand Dunes/Sand Sheets, DP-Desert Pavement, OT-other (please specify, provide details of Project structure/facility)

OBS. # (Time)	ADDITIONAL NOTES

Mojave Solar

Common Raven Fixed Point Observation Data Sheet

Date (mmddyy) 1/15/14 Observer (init.) SRV Start Time 1104 End Time 1114 Obs Pt. (5)

Visibility: (Clear) or Min _____ Max _____ (m) Page 5 of 7

Wind Direction from (circle one): (Calm) N NE E SE S SW W NW Variable Speed: Low ____ High ____ (km/h)

Precipitation (circle one): (none) light rain rain snow sleet hail fog other Temp: 50 (°F) Cloud Cover: 0 %

Obs #	Time	Sex	Age	# of birds	Activity (circle 1st, X others)		Flight Dir (to)	Horizontal Distance (m) 1st	Horizontal Distance (m) closest	Habitat Type/ Perch Structure	Aud?	Vis?	Notes
1					WA	PE							NONE
					FL	OT							
2					WA	PE							OBSERVED
					FL	OT							
3					WA	PE							
					FL	OT							
4					WA	PE							
					FL	OT							
5					WA	PE							
					FL	OT							
6					WA	PE							
					FL	OT							
7					WA	PE							
					FL	OT							
8					WA	PE							
					FL	OT							
9					WA	PE							
					FL	OT							
10					WA	PE							
					FL	OT							
11					WA	PE							
					FL	OT							
12					WA	PE							
					FL	OT							

Activity Codes: WA-walking on ground, PE-perched above ground, FL-flying, OT-other (please specify)
Habitat Codes: CBS-Creosote Bush Scrub, SD/SS-Sand Dunes/Sand Sheets, DP-Desert Pavement, OT-other (please specify, provide details of Project structure/facility)

OBS. # (Time)	ADDITIONAL NOTES

Mojave Solar

Common Raven Fixed Point Observation Data Sheet

Date (mmddyy) 1/15/14 Observer (init.) SRV Start Time 1123 End Time 1133 Obs Pt. 6

Visibility: (Clear) or Min _____ Max _____ (m) Page 6 of 7

Wind Direction from (circle one): (Calm) N NE E SE S SW W NW Variable Speed: Low ____ High ____ (km/h)

Precipitation (circle one): (none) light rain rain snow sleet hail fog other Temp: 52 (°F) Cloud Cover: 0 %

Obs #	Time	Sex	Age	# of birds	Activity (circle 1st, X others)	Flight Dir (to)	Horizontal Distance (m) 1st	Horizontal Distance (m) closest	Habitat Type/ Perch Structure	Aud?	Vis?	Notes
1					WA PE FL OT							
2					WA PE FL OT							NONE OBSERVED
3					WA PE FL OT							
4					WA PE FL OT							
5					WA PE FL OT							
6					WA PE FL OT							
7					WA PE FL OT							
8					WA PE FL OT							
9					WA PE FL OT							
10					WA PE FL OT							
11					WA PE FL OT							
12					WA PE FL OT							

Activity Codes: WA-walking on ground, PE-perched above ground, FL-flying, OT-other (please specify)
Habitat Codes: CBS-Creosote Bush Scrub, SD/SS-Sand Dunes/Sand Sheets, DP-Desert Pavement, OT-other (please specify, provide details of Project structure/facility)

OBS. # (Time)	ADDITIONAL NOTES

Mojave Solar

Common Raven Fixed Point Observation Data Sheet

Date (mm/dd/yr) 11/5/14 Observer (init.) SRV Start Time 1135 End Time 1145 Obs Pt. 7

Visibility: Clear or Min ____ Max ____ (m) Page 7 of 7

Wind Direction from (circle one): Calm N NE E SE S SW W NW Variable Speed: Low ____ High ____ (km/h)

Precipitation (circle one): none light rain rain snow sleet hail fog other Temp: 55 (°F) Cloud Cover: 0 %

Obs #	Time	Sex	Age	# of birds	Activity (circle 1st, X others)	Flight Dir (to)	Horizontal Distance (m) 1st	Horizontal Distance (m) closest	Habitat Type/ Perch Structure	Aud?	Vis?	Notes
1					WA PE FL OT							NONE OBSERVED
2					WA PE FL OT							
3					WA PE FL OT							
4					WA PE FL OT							
5					WA PE FL OT							
6					WA PE FL OT							
7					WA PE FL OT							
8					WA PE FL OT							
9					WA PE FL OT							
10					WA PE FL OT							
11					WA PE FL OT							
12					WA PE FL OT							

Activity Codes: WA-walking on ground, PE-perched above ground, FL-flying, OT-other (please specify)
Habitat Codes: CBS-Creosote Bush Scrub, SD/SS-Sand Dunes/Sand Sheets, DP-Desert Pavement, OT-other (please specify, provide details of Project structure/facility)

OBS. # (Time)	ADDITIONAL NOTES

Mojave Solar

Common Raven Fixed Point Observation Data Sheet

Date (mmddyy) 1/30/14 Observer (init.) SRV Start Time 0956 End Time 1006 Obs Pt. 1

Visibility: (Clear) or Min _____ Max _____ (m) Page 1 of 7

Wind Direction from (circle one): Calm N NE E (SE) S SW W NW Variable | Speed: Low ____ High 20 (km/h)

Precipitation (circle one): (none) light rain rain snow sleet hail fog other | Temp: 60 (°F) | Cloud Cover: 90 %

Obs #	Time	Sex	Age	# of birds	Activity (circle 1st, X others)	Flight Dir (to)	Horizontal Distance (m) 1st	Horizontal Distance (m) closest	Habitat Type/ Perch Structure	Aud?	Vis?	Notes
1					WA PE / FL OT							
2					WA PE / FL OT							
3					WA PE / FL OT							
4					WA PE / FL OT							
5					WA PE / FL OT							
6					WA PE / FL OT							
7					WA PE / FL OT							
8					WA PE / FL OT							
9					WA PE / FL OT							
10					WA PE / FL OT							
11					WA PE / FL OT							
12					WA PE / FL OT							

NONE OBSERVED

Activity Codes: WA-walking on ground, PE-perched above ground, FL-flying, OT-other (please specify)

Habitat Codes: CBS-Creosote Bush Scrub, SD/SS-Sand Dunes/Sand Sheets, DP-Desert Pavement, OT-other (please specify, provide details of Project structure/facility)

OBS. # (Time)	ADDITIONAL NOTES

Mojave Solar

Common Raven Fixed Point Observation Data Sheet

Date (mmddyy) 1/30/14 Observer (init.) SRV Start Time 1015 End Time 1025 Obs Pt (2)

Page 2 of 7

Visibility: (Clear) or Min _____ Max _____ (m)

Wind Direction from (circle one): Calm N NE E (SE) S SW W NW Variable Speed: Low ____ High 20 (km/h)

Precipitation (circle one): (none) light rain rain snow sleet hail fog other Temp: 60 (°F) Cloud Cover: 90 %

Obs #	Time	Sex	Age	# of birds	Activity (circle 1st, X others)		Flight Dir (to)	Horizontal Distance (m) 1st	Horizontal Distance (m) closest	Habitat Type/ Perch Structure	Aud?	Vis?	Notes
1					WA	PE							
					FL	OT							
2					WA	PE							
					FL	OT							
3					WA	PE							
					FL	OT							
4					WA	PE							
					FL	OT							
5					WA	PE							
					FL	OT							
6					WA	PE							
					FL	OT							
7					WA	PE							
					FL	OT							
8					WA	PE							
					FL	OT							
9					WA	PE							
					FL	OT							
10					WA	PE							
					FL	OT							
11					WA	PE							
					FL	OT							
12					WA	PE							
					FL	OT							

NONE OBSERVED

Activity Codes: WA-walking on ground, PE-perched above ground, FL-flying, OT-other (please specify)
Habitat Codes: CBS-Creosote Bush Scrub, SD/SS-Sand Dunes/Sand Sheets, DP-Desert Pavement, OT-other (please specify, provide details of Project structure/facility)

OBS. # (Time)	ADDITIONAL NOTES

Mojave Solar

Common Raven Fixed Point Observation Data Sheet

Date (mmddyy) 11/30/14 Observer (init.) JRV Start Time 1030 End Time 1040 Obs Pt (3)

Page 3 of 7

Visibility: (Clear) or Min ____ Max ____ (m)

Wind Direction from (circle one): Calm N NE E (SE) S SW W NW Variable Speed: Low ____ High 20 (km/h)

Precipitation (circle one): (none) light rain rain snow sleet hail fog other Temp: 60 (°F) Cloud Cover: 90 %

Obs #	Time	Sex	Age	# of birds	Activity (circle 1st, X others)		Flight Dir (to)	Horizontal Distance (m) 1st	Horizontal Distance (m) closest	Habitat Type/ Perch Structure	Aud?	Vis?	Notes
1	1035	-	A	2	WA	PE	N	500	500	SITE	N	Y	
					(FL)	OT							
2					WA	PE							
					FL	OT							
3					WA	PE							
					FL	OT							
4					WA	PE							
					FL	OT							
5					WA	PE							
					FL	OT							
6					WA	PE							
					FL	OT							
7					WA	PE							
					FL	OT							
8					WA	PE							
					FL	OT							
9					WA	PE							
					FL	OT							
10					WA	PE							
					FL	OT							
11					WA	PE							
					FL	OT							
12					WA	PE							
					FL	OT							

Activity Codes: WA-walking on ground, PE-perched above ground, FL-flying, OT-other (please specify)
Habitat Codes: CBS-Creosote Bush Scrub, SD/SS-Sand Dunes/Sand Sheets, DP-Desert Pavement, OT-other (please specify, provide details of Project structure/facility)

OBS. # (Time)	ADDITIONAL NOTES

Mojave Solar

Common Raven Fixed Point Observation Data Sheet

Date (mmddyy) 1/30/14 Observer (init.) SRV Start Time 1046 End Time 1056 Obs Pt. (4)

Page 4 of 7

Visibility: (Clear) or Min _____ Max _____ (m)

Wind Direction from (circle one): Calm N NE E (SE) S SW W NW Variable | Speed: Low ____ High 20 (km/h)

Precipitation (circle one): (none) light rain rain snow sleet hail fog other | Temp: 61 (°F) | Cloud Cover: 90 %

Obs #	Time	Sex	Age	# of birds	Activity (circle 1st, X others)			Flight Dir (to)	Horizontal Distance (m) 1st	Horizontal Distance (m) closest	Habitat Type/ Perch Structure	Acc?	Vis?	Notes
1	1048	-	A	2	WA	PE		NW	500	500	SITE	N	Y	
					(FL)	OT								
2	1049	-	A	1	WA	PE		S	600	600	SITE	N	Y	/
					(FL)	OT								
3					WA	PE								
					FL	OT								
4					WA	PE								
					FL	OT								
5					WA	PE								
					FL	OT								
6					WA	PE								
					FL	OT								
7					WA	PE								
					FL	OT								
8					WA	PE								
					FL	OT								
9					WA	PE								
					FL	OT								
10					WA	PE								
					FL	OT								
11					WA	PE								
					FL	OT								
12					WA	PE								
					FL	OT								

Activity Codes: WA-walking on ground, PE-perched above ground, FL-flying, OT-other (please specify)
Habitat Codes: CBS-Creosote Bush Scrub, SD/SS-Sand Dunes/Sand Sheets, DP-Desert Pavement, OT-other (please specify, provide details of Project structure/facility)

OBS. # (Time)	ADDITIONAL NOTES

Mojave Solar

Common Raven Fixed Point Observation Data Sheet

Date (mmddyy) 1/30/14 Observer (init.) JRV Start Time 1114 End Time 1124 Obs Pt. 5

Page 5 of 7

Visibility: (Clear) or Min _____ Max _____ (m)

Wind Direction from (circle one): Calm N NE E (SE) S SW W NW Variable | Speed: Low ___ High 20 (km/h)

Precipitation (circle one): (none) light rain rain snow sleet hail fog other | Temp: 65 (°F) | Cloud Cover: 90 %

Obs #	Time	Sex	Age	# of birds	Activity (circle 1st, X others)		Flight Dir (to)	Horizontal Distance (m) 1st	Horizontal Distance (m) closest	Habitat Type/ Perch Structure	Act?	Vis?	Notes
1					WA	PE							
					FL	OT							
2					WA	PE							NONE
					FL	OT							
3					WA	PE							
					FL	OT							
4					WA	PE							OBS
					FL	OT							
5					WA	PE							
					FL	OT							
6					WA	PE							
					FL	OT							
7					WA	PE							
					FL	OT							
8					WA	PE							
					FL	OT							
9					WA	PE							
					FL	OT							
10					WA	PE							
					FL	OT							
11					WA	PE							
					FL	OT							
12					WA	PE							
					FL	OT							

Activity Codes: WA-walking on ground, PE-perched above ground, FL-flying, OT-other (please specify)

Habitat Codes: CBS-Creosote Bush Scrub, SD/SS-Sand Dunes/Sand Sheets, DP-Desert Pavement, OT-other (please specify, provide details of Project structure/facility)

OBS. # (Time)	ADDITIONAL NOTES

Mojave Solar

Common Raven Fixed Point Observation Data Sheet

Date (mmddyy) 11/30/14 Observer (init.) SRV Start Time 1132 End Time 1142 Obs Pt. (6)

Visibility: (Clear) or Min _____ Max _____ (m) Page 6 of 7

Wind Direction from (circle one): Calm N NE E (SE) S SW W NW Variable Speed: Low ____ High 20 (km/h)

Precipitation (circle one): (none) light rain rain snow sleet hail fog other Temp: 65 (°F) Cloud Cover: 90 %

Obs #	Time	Sex	Age	# of birds	Activity (circle 1st, X others)		Flight Dir (to)	Horizontal Distance (m) 1st	Horizontal Distance (m) closest	Habitat Type/ Perch Structure	Aud?	Vis?	Notes
1					WA	PE							NONE OBSERVED
					FL	OT							
2					WA	PE							
					FL	OT							
3					WA	PE							
					FL	OT							
4					WA	PE							
					FL	OT							
5					WA	PE							
					FL	OT							
6					WA	PE							
					FL	OT							
7					WA	PE							
					FL	OT							
8					WA	PE							
					FL	OT							
9					WA	PE							
					FL	OT							
10					WA	PE							
					FL	OT							
11					WA	PE							
					FL	OT							
12					WA	PE							
					FL	OT							

Activity Codes: WA-walking on ground, PE-perched above ground, FL-flying, OT-other (please specify)
Habitat Codes: CBS-Creosote Bush Scrub, SD/SS-Sand Dunes/Sand Sheets, DP-Desert Pavement, OT-other (please specify, provide details of Project structure/facility)

OBS. # (Time)	ADDITIONAL NOTES

Mojave Solar

Common Raven Fixed Point Observation Data Sheet

Date (mmddyy) 11/30/14 Observer (init.) SRV Start Time 1156 End Time 1206 Obs Pt. 7

Page 7 of 7

Visibility: Clear or Min _____ Max _____ (m)

Wind Direction from (circle one): Calm N NE E (SE) S SW W NW Variable | Speed: Low ___ High 20 (km/h)

Precipitation (circle one): (none) light rain rain snow sleet hail fog other | Temp: 65 (°F) | Cloud Cover: 90 %

Obs #	Time	Sex	Age	# of birds	Activity (circle 1st, X others)	Flight Dir (to)	Horizontal Distance (m) 1st / closest	Habitat Type/ Perch Structure	Aud?	Vis?	Notes
1					WA PE / FL OT						
2					WA PE / FL OT						
3					WA PE / FL OT						
4					WA PE / FL OT						
5					WA PE / FL OT						
6					WA PE / FL OT						
7					WA PE / FL OT						
8					WA PE / FL OT						
9					WA PE / FL OT						
10					WA PE / FL OT						
11					WA PE / FL OT						
12					WA PE / FL OT						

NONE OBSERVED

Activity Codes: WA-walking on ground, PE-perched above ground, FL-flying, OT-other (please specify)

Habitat Codes: CBS-Creosote Bush Scrub, SD/SS-Sand Dunes/Sand Sheets, DP-Desert Pavement, OT-other (please specify, provide details of Project structure/facility)

OBS. # (Time)	ADDITIONAL NOTES

Attachment 4
Observed Wildlife Species List

Observed Wildlife Species List January 2014 Mojave Solar Project		
Common Name	*Scientific Name*	**Status State/Federal**
Reptiles		
Side-blotched Lizard	*Uta stansburiana*	__/__
Birds		
Black-throated Sparrow	*Amphispiza bilineata*	__/__
Say's Phoebe	*Sayornis saya*	__/__
Least Sandpiper	*Calidris minutilla*	__/__
House Finch	*Carpodacus mexicanus*	__/__
Greater Roadrunner	*Geococcyx californianus*	__/__
Common Raven	*Corvus corax*	__/__
Loggerhead Shrike	*Lanius ludovicianus*	CSC/__
Western Meadowlark	*Sturnella neglecta*	__/__
Gull sp.	N/A	__/__
Mammals		
White-tailed Antelope Squirrel	*Ammospermophilus leucurus*	__/__
Domestic dog	*Canis lupus familiaris*	__/__
Black-tailed Jackrabbit	*Lepus californicus*	__/__
Desert kit fox	*Vulpes macrotis*	CSC/__

Status Codes:

Federal:

FE = Federally listed endangered: species in danger of extinction throughout a significant portion of its range

FT = Federally listed, threatened: species likely to become endangered within the foreseeable future

State:

SE = State listed as endangered

ST = State listed as threatened

CSC = California Species of Special Concern Species of concern to CDFW because of declining population levels, limited ranges, and/or continuing threats have made them vulnerable to extinction.

CCR = protected by the California Code of Regulations

WL = Watch List

Appendix C
Cultural Resources

Mojave Solar Project
Monthly Compliance Report
San Bernardino County, California

January 2014 Reporting Period

CH2M HILL
2485 Natomas Park Drive
Suite 600
Sacramento, CA
95833-2937
Tel: 916.920.0300
Fax: 916.920.8463

February 5, 2014

Dale Rundquist
Compliance Project Manager
California Energy Commission
1516 Ninth Street
Sacramento, CA 95814

Subject: Abengoa Mojave Solar Project (09-AFC-5C)
Monthly Compliance Report CUL-1 and CUL-6

Dear Mr. Rundquist:

CH2M HILL is assisting Abengoa Solar Inc. (Abengoa) in complying with California Energy Commission (CEC) Conditions of Certification, specifically, CUL-1 and CUL-6, for cultural resource monitoring, as set forth in the Commission Decision for the Mojave Solar Project (MSP). This report covers the cultural resources monitoring conducted from January 1, 2014, through January 31, 2014, by CH2M HILL.

Personnel Active in Cultural Monitoring This Period

The Cultural Resources Monitors (CRMs) included: Kurt Lambert, Sonia Sifuentes, Gabriel Kitchen, Jesse Shelmire, and Sylvere Valentin. The Native American Monitors (NAMs) included: Howie Diaz, Tommy Herrera, Rebecca Brierty, Vanessa Brierty, Joseph Lente, Leona Galvin, and David Perezchica. Additionally, Cultural Resource Specialist, Gloriella Cardenas, conducted the management of the cultural monitoring program during this reporting period.

Monitoring and Associated Activities This Period

Ground-disturbing activities subject to cultural resource monitoring occurred in various locations of the MSP. In Alpha East, grounding installations, administration and control building excavations, electrical tray support foundations, monitoring wells geotechnical testing, and pipe removals were monitored. Also, skid foundations, electrical box foundations, corner loads excavation, production well piping, and a fuel spill clean-up required monitoring. In Alpha West, grounding installations and bore holes (a spot check activity) were monitored. In Beta East, heat transfer fluid (HTF) foundations, hydropneumatic foundations, duct banks, electrical tray support foundations, electrical cable trenching, grounding installation trenching, administration and control building excavations, bore holing, rack 2 silencer foundations, power line trenching, duct bank repairs, transformer installations, and fuel spill clean-up required monitoring. In Beta West, monitoring wells geotechnical testing were monitored for cultural resources.

Cultural Resources Discoveries This Period

None.

Anticipated Changes in the Next Period

Monitoring will continue for grounding, various foundations, electrical trenching, drainages, and other activities. The CRMs and NAMs will remain onsite to continue monitoring and to respond to discoveries if they occur.

Comments, Issues or Concerns

During this reporting period two non-compliance events occurred that triggered Non-Compliance Reports (NCR). NCRs 6 and 7 are summarized below.

- NCR No. 6: On January 2, 2014, a fuel spill required excavation of contaminated soils. Cultural monitors were requested for the activity; however, it was discovered, by the activity manager that the Abeinsa environmental cleanup team had begun excavations prior to the cultural monitors' arrival. The activity manager immediately stopped the operator and notified the CRS. The soils and excavation area were assessed for impacts to cultural resources. No impacts were noted as a result of this incident. NCR No. 6 was issued, per CUL-6.
- NCR No. 7: On Friday, January 31, 2014, a trench was excavated without prior notification to the CRS, which is a non-compliance issue per CUL-2. The trench, located in Alpha East adjacent to the water treatment plant, was excavated without cultural monitors, a non-compliance event per CUL-6. The area was assessed for impacts to cultural resources and none were noted.

No impacts to cultural resources were noted as a result of any of the incidents of non-compliance discussed in this report.

Resolutions

NCR No. 6 Resolution. A general requirement should be provided by the project owner and owner's engineer to all subcontractors that no excavations whatsoever are to occur without a cultural resources monitor present, or without a specific clearance from the CRS directly. The involved Abeinsa Environmental Clean-up personnel should be WEAP retrained. The resolution of this NCR was met.

NCR No. 7 Resolution. A general requirement should be provided by the project owner to the owner's engineer and all subcontractors that no excavations whatsoever are to occur without a cultural resources monitor present, or without a specific clearance from the CRS directly. The contractor involved should be WEAP retrained. The resolution of this NCR was met.

Attached to this report are the Non-Compliance Resolution Reports with information regarding the corrective actions taken by the project owner's contractor.

Sincerely,
CH2M HILL



Gloriella Cardenas, M.A., RPA
Cultural Resources Specialist

NON-COMPLIANCE RESOLUTION REPORT

MOJAVE SOLAR, LLC

MOJAVE SOLAR PROJECT

NCR Number: Cultural NCR No. 6 **Date:** 1-2-2014 **NCRR Number:** 6

Documenter: Gloriella Cardenas **Time:** 12:00 pm

Describe Affected Resources:

Potential impacts could have included undiscovered buried deposits of cultural resources.

Summary of Corrective Actions:

1. Have the contractor or subcontractors involved in the non-compliance incidents retrain in the Worker's Environmental Awareness Program (WEAP).

2. Reiterate to all who conduct ground disturbing operations, the importance of adhering to schedule obligations and procedures for all excavation activities.

3. Construction is recommended to realign their work to be in compliance with the Conditions of Certification, existing plans, and SHPO stipulations regarding Determination of No Adverse Effects, specifically, the specifications listed in the Modification in the Mojave Solar Plant Construction Cultural Monitoring Requirements, dated April 9, 2013

Conditions of Approval:

The contractor/subcontractors involved in the non-compliance incidents have now been re-instructed in procedures for ground disturbing activities and the importance of adhering to schedules and obligations under the Conditions of Certification, specifically CUL-2 and CUL-6. The Abeinsa Environmental Clean-up foreman, Jesus Ortiz, responsible for this non-compliance event has been WEAP retrained as of January 30, 2014.

Approval:

(SIGNATURE)	(NAME—PLEASE PRINT)	(DATE)

NON-COMPLIANCE RESOLUTION REPORT

MOJAVE SOLAR, LLC

MOJAVE SOLAR PROJECT

NCR Number: Cultural NCR No. 7 **Date:** 1-31-2014 **NCRR Number:** 7

Documenter: Gloriella Cardenas **Time:** 12:00 pm

Describe Affected Resources:

Potential impacts could have included undiscovered buried deposits of cultural resources.

Summary of Corrective Actions:

1. Have the contractor or subcontractors involved in the non-compliance incidents retrain in the Worker's Environmental Awareness Program (WEAP).

2. Reiterate to all who conduct ground disturbing operations, the importance of adhering to schedule obligations and procedures for all excavation activities.

3. Construction is recommended to realign their work to be in compliance with the Conditions of Certification, existing plans, and SHPO stipulations regarding Determination of No Adverse Effects, specifically, the specifications listed in the Modification in the Mojave Solar Plant Construction Cultural Monitoring Requirements, dated April 9, 2013

Conditions of Approval:

The Abeinsa activity manager, Mauel James, involved in the non-compliance incident has now been re-instructed in procedures for ground disturbing activities and the importance of adhering to schedules and obligations under the Conditions of Certification, specifically CUL-2 and CUL-6. In additiona, Mr. James, shall undergo WEAP retraining; this is pending completion.

Approval:

(SIGNATURE)	(NAME—PLEASE PRINT)	(DATE)

Appendix D
Paleontological Resources

Mojave Solar Project
Monthly Compliance Report
San Bernardino County, California

January 2014 Reporting Period

SWCA
ENVIRONMENTAL CONSULTANTS
Sound Science. Creative Solutions.

Pasadena Office
150 S. Arroyo Parkway, 2nd Floor
Pasadena, CA 91105
Tel 626.240.0587 Fax 626.240.0607
www.swca.com

Mr. Dale Rundquist, CPM
(09-AFC-5C)
California Energy Commission
1516 Ninth Street (MS-2000)
Sacramento, CA 95814

January 31, 2014

RE: PAL-5, Summary of paleontological monitoring and mitigation activities at the Mojave Solar Plant (MSP) for the period of January 2014

Dear Mr. Rundquist,

This letter is to update you on SWCA Environmental Consultants paleontological monitoring and mitigation activities at the MSP site during the period of January 1 through January 31, 2014. SWCA's Paleontological Resource Monitor (PRM) was onsite part-time monitoring trenching, drilling, and excavation operations in Alpha East, Alpha West, Beta East and Beta West. All monitoring activities occurred in Quaternary alluvium.

During the course of monitoring, SWCA's paleontologists observed no (0) fossils and recorded no (0) new significant fossil localities. No significant fossils were collected and no significant fossil resources were destroyed by construction activity. No concerns regarding paleontological resources were identified during paleontological monitoring in January 2014.

It is a pleasure working with you on this project. If you have any questions please do not hesitate to contact me at 626-240-0587 ext. 6605 or at ccorsetti@swca.com.

Respectfully,

Cara Corsetti, M.S.
Principal
Paleontological Resources Specialist, MSP

Appendix E
Worker Safety

Mojave Solar Project
Monthly Compliance Report
San Bernardino County, California

January 2014 Reporting Period

Monthly Safety Inspection Report
Larry Davis, Mojave Solar Project Safety Manager
January, 2014

Record of all employees trained for the month
Worked **3,435,158** hours project to date with **41** recordable incidents. **6,586** new employee orientations completed to date. **3,817** visitor safety orientations completed to date. **703** new employee orientations were completed in the month of January.

Summary report of safety management actions and safety-related incidents that occurred:

- **Introduced new Abeinsa EPC site H&S Manager.**
- **Extended night shift and weekend work hours.**
- **Sound Level Measurements (SLM) readings being taken during night shift.**
- **New security computer system installed and new identification cards issued.**
- **Unannounced radiographic inspection was conducted on 1/6/14 by the Radiologic Health Branch, California Dept. of Public Health.**
- **Worker Safety-2 Project Operations and Maintenance Safety & Health Program under development.**
- **Haz-6 Security and Hazardous Material Storage Program pending approvals.**

Recordable incidents in previous months (Updates on bold)

August open cases

- **Case #3 8/15/13. Milco. Worker fell while unloading HTF flex pipe resulting in a bruised tailbone. First Aid case reclassified as Lost Time on January 8, 2014.**

October open cases

- Case #4: 10/16/2013. HLC. Left shoulder strain. Recordable reclassified as Lost Time.
- **10/16/2013. E.W. Corp. Physical Altercation Case. This non-occupational case is currently under worker compensation court review.**

November open cases pending closure by Zurich

- Case #1: 11/19/2013. HLC. Worker suffered right clavicle dislocation resulting in RTW modified Duty. Retrained in safe work practices. Classified as recordable.

December open cases

- Case #1: 12/18/2013. Murray. Worker was unloading material from a flatbed trailer lost his footing and fell backwards to the ground and landed on left hip and leg area. Classified as Lost Time.

There were no recordable incidents incurred in the month of January.

Safety management actions included WEAP and new employee orientation training, safety meetings and training classes for Respirators, Confined Space, Secondary Reflection, Cold Stress/Illness prevention, HTF Hazards and LOTO/ 70E training for ABEINSA EPC employees. Monthly subcontractor audits performed, which included Abacus, ARB, Milco, and UMEC. Weekly inspections with Bureau Veritas revealed no major safety issues and all other issues corrected right away. Worker Safety-5: AED on site is operational and inspected on a monthly basis a by the full time onsite EMT. **Santa Fe Rd update: Possible violators detected during the month of January were due to R/R detour rescheduling.**

Report of any continuing or unresolved situations and incidents that may pose danger to life or health;

Currently we have an average of **1311.72** employees on site daily.
Landing Zone prepared for emergency evacuation cleared at all times.

Report of accidents and injuries that occurred during the month:

There was **1 August incident reclassified as one day lost time** in the month of January.

We have worked **3,435,158** hours with **41** recordable cases.
Total Recordable Incident Rate, (TRIR), for Project in the month of January is **0.0%**
Total Recordable Incident Rate, (TRIR), for year to date is **0.0%**
Total Recordable Incident Rate, (TRIR), for Project to date is **2.39%**
Total Lost Work day cases- 7, Lost Work days total - **721**

ABENER TEYMA MOJAVE

Safety Conditions Check List

Internal by Work Site

Mojave Solar Project	
Activities performed:	
Safety Inspection Report **Record periodically (monthly)** **January, 2014**	

Date:	Time:	Project Name & Number
1/28/2014	11:00 am	Mojave Solar Project -4A6007
Inspected by:		**Title**
Michael Winternheimer		Security Supervisor
Accompanied by:		**Title**
Raivo Neggo		Bureau Veritas

A	Safety & Risk Management Program Administration & Record Keeping	Values				Comments
		1	2	3	N/A	
1	Is there a Safety Manual, 29 CFR Sub Part 1926 and HAZCOM Manuals available on-site?			3		
2	Are there Weekly Safety meetings (Toolbox Talks) conducted and documented?			3		
3	Is the Weekly Job Safety Inspection conducted and documented?			3		
4	Are the Federal & State Labor Notices posted in a conspicuous location?			3		
5	Are the Emergency phone numbers & Doctors list posted conspicuously?			3		
6	Are the Company vehicle operators authorized per company policy?			3		
7	Are the New employee orientations documented for all new subcontractor employees?			3		
8	Are the PM Follow up letters to subcontractors re: Serious Violations on file?			3		
9	Is the approved safety plan including the emergency action plan on site?			3		
10	Is the Safety Plan updated to reflect any/all scope changes?			3		
B	**Ladders & Stairways - OSHA Subpart X**	**Values**				**Comments**
1	Are the ladders inspected for defects?			3		
2	Are extension ladders extending 3 ft. above landing?			3		
3	Are extension ladders pitched at 1 ft. out from vertical for every 4 ft. of height?			3		
4	Are straight ladders secured in place?			3		
5	Are the straight ladders equipped with safety feet?			3		

Safety Conditions Check List

Internal by Work Site

6	Are the step ladders used only in open position?			3		
7	Are the stepladders tall enough for job without using top step, second step from top step or platform?			3		
8	Is the use on non-conductive (non-metal) ladders only in proximity of electricity?			3		
9	Are the stairways, ramps, and landing equipped with rails and handrails?		**1**			Electrical buildings 20, 26 & 27 in Alpha & Beta need roll-up doors secured due to no landings or stairs located outside the opening.
10	Are the stairways and/or landings in use poured, filled, finished and free of debris, slip, trip or fall hazards?			3		
11	Are the stairways adequately lighted?			3		Under construction
12	Do the permanent ladders meet OSHA 1910 standards?			3		
C	**Fall Protection OSHA - Subpart M**	**Values**				**Comments**
1	Are the floor/roof deck openings protected with properly secured and marked covers or guardrails?			3		
2	Are the wall openings/open-sided floors protected with fall protection/prevention systems?		**2**			Electrical buildings 20, 26 & 27 in Alpha & Beta need temporary handrails installed at all openinings.
3	Are the workers exposed to falls of 6' or more provided with and required to use personal fall arrest systems (PFAS) when not protected by guardrails?			3		
4	Are the exposed rebar in work areas properly protected - capped, etc.? Both vertical and horizontal?			3		
5	Are specialty trades, I.e., roofers, ironworkers, etc., working under fall protection plans prepared by them and approved by controlling contractor?			3		
6	Are the PFAS - Harnesses, Lanyards, Anchorage Points, Lifelines and Retractables inspected?			3		
7	Are the anchorage Points 5K per person?			3		
D	**Demolition – OSHA Subpart T**	**Values**				**Comments**
1	Is the Engineering Survey completed and documented?				N/A	
2	Is the work area "Identified & Protected", i.e., electricity, gas, water, sprinkler system?				N/A	
E	**Scaffolds and Aerial Lifts – OSHA Subpart L**	**Values**				**Comments**
1	Is there a competent Person, designated in writing, assigned to supervise operations and conduct documented daily inspections and on-site full time?			3		
2	Are the working surfaces 6' or higher equipped with guardrails?			3		
3	Are the working surfaces clear of debris, slip, trip and fall hazards?			3		
4	Are the plumbs, tied in as necessary, safe footing, base plates, mudsills assembled and erected properly -? Are they equipped with all pins and bracing? Is a complete platform?			3		

Safety Conditions Check List

Internal by Work Site

5	Is there a safe means of access to platform provided?			3		
6	Are the wheels locked on rolling units when platform occupied?				N/A	No moving Scaffolds currently on site
7	Are the scaffolds at least 10 ft. from energized power lines?			3		
8	Are the workers tied off in articulating boom lift?			3		
9	Is the aerial lift on level surface?			3		
10	Has safety been notified in advance of erecting a suspended scaffold?				N/A	
11	Is there a competent Scaffold Person inspected and signed-off on scaffold prior to each shift daily?			3		
12	Is a Tagging system used?			3		
F	**Excavations & Trenches – OSHA Subpart P**	**Values**				**Comments**
1	Is there a competent Person, designated in writing, assigned to supervise operations and conduct documented daily inspections and on site full time?			3		AEPC Safety personnel inspect the site daily to monitor subcontractors.
2	Are all excavations and trenches 5 ft. or greater in depth equipped with Protective Systems (shoring/shielding or sloped/benched)?			3		
3	Are the ladders or other means of quick exit within 25 ft. of lateral travel for workers?			3		
4	Is the Spoil pile at least 3 ft. from edge of excavation or trench?			3		
5	Are the Underground utilities located & marked before excavation starts? (Verify ticket/maps/plans)			3		
6	Are the barricades provided around all open excavations?			3		
7	Is the Equipment kept at proper distance from occupied excavations/trenches to minimize risk of cave-in or equipment falling in on workers?			3		
8	IF 20' OR DEEPER Has Safety been notified?				N/A	
9	IF 20' OR DEEPER, are the protective systems designed by a RPE?				N/A	
10	Are the Surface and subsurface encumbrances identified?			3		
11	Are the Water, atmospheric conditions, & surcharge loads considered?			3		
G	**Motor Vehicles, Mechanized Equipment – OSHA Subpart**	**Values**				**Comments**
1	Are the Tractors, backhoes, other vehicles equipped with operable backup alarms?			3		
2	Are the Operators required wearing seat belts when provided on equipment?			3		
3	Is the Forklift/Lull operator certification documented and available on project?			3		
4	Is a High visible vest worn around earth moving equipment?			3		
H	**Electrical – OSHA Subpart K**	**Values**				**Comments**

Safety Conditions Check List

Internal by Work Site

1	Are the Ground fault circuit interrupters (GFCI) used with all temporary wiring, e.g., extension cords and power from welding machines?			3		
2	Is the GFCI in good appearance and in working order?			3		
3	Are All tools and equipment inspected for defects in cords and plugs?			3		
4	Are the Extension cords and ground pins are in good condition?			3		
5	Are the Sources of electricity, such as energized panel boxes, overhead lines, etc., properly marked, barricaded and protected? Inspected by a Qualified Person?			3		
6	Is there an adequate lockout/tag out/try out procedures in place to protect employees?			3		
7	Is the Temporary Lighting installed properly? (i.e. parking, construction trailer, & site)			3		
I	**Personal Protective Equipment – OSHA Subpart E**	**Values**				**Comments**
1	Is an adequate eye protection available and worn when required?			3		100% eye protection required on site
2	Is a Hearing protection available and used when necessary?			3		
3	Are Hard hats available and worn at all times?			3		
4	Are Work boots with protective toes worn by all employees?			3		
5	Are All employees wearing shirts with sleeves?			3		
6	Is a Hand protection available and in use when required?			3		100% hand protection required
7	Is there a Written respirator program available?			3		
8	Are they Using N95 respirators for "voluntary use"?			3		
9	Are the PFAS inspected by employees prior to use?			3		
J	**Fire Prevention – OSHA Subpart F**	**Values**				**Comments**
1	Are the flammable/combustible liquids stored away from ignition sources and identified by warning signs?			3		
2	Are the approved metal safety cans utilized for storing all liquid flammables?			3		
3	Are the fuel tanks surrounded by containment and 20' from building?			3		
4	Are an adequate number of charged fire extinguishers available? With-in 75'?			3		
5	Are the Extinguishers properly located, protected, Inspected?			3		
6	Are the Flammable/combustible debris & storage kept away from welding & cutting?			3		
K	**Welding & Cutting - OSHA Subpart J**	**Values**				**Comments**
1	Are welding leads in good condition?			3		
2	Is a Portable fire extinguisher located within 20' of all welding operations?			3		

Safety Conditions Check List

Internal by Work Site

3	Are Fire blankets available and used to cover combustible material located around welding operations?			3		
4	Are Hot Work Permits used when required?			3		
5	Is an Adequate use of fire curtains to enclose and shield welding operations?			3		
6	Are Hoses, torches, and gauges free from defects, dirt and hydrocarbons such as oil and grease?			3		
7	Are Regulators provided with flash arrestors?			3		
8	Are Welding / cutting helmets, eye protection, gloves, bibs, face shields available and properly used when necessary?			3		
9	Are the Stored oxygen and fuel cylinders separated by a minimum of 20 ft. with valve protection caps in place?			3		
10	Are All cylinders firmly secured in upright position?			3		
11	Are Cylinders secured to welding cart, valve closed and caps on when not in use?			3		
12	Are Empty and full cylinders separated and marked?			3		
13	Are Flammable gas cylinders and oxygen gas cylinders are separated 20' apart?			3		
L	**Tools – Hand & Powered – OSHA Subpart I**	**Values**				**Comments**
1	Are Tools and equipment in good condition?			3		
2	Is the Defective equipment tagged as such and removed from work area?			3		
3	Are Tools and equipment guards and handles in place and in good condition?			3		
4	Are the Powder actuated tool operators properly trained and documented?				N/A	
M	**Confined Space Entry - OSHA 29CFR1910.146**	**Values**				**Comments**
1	Is a competent Person / Entry Supervisor designated in writing? On site full time?			3		
2	Is an Entry permit properly issued prior to work starting?			3		
3	Is the Air sampling equipment available and properly used? Calibrated?			3		
4	Are the Air samples show acceptable oxygen concentrations of (19.5% to 23.5%)?			3		
5	Are the Air samples show space is free of toxic/flammable/explosive gases?			3		
6	Is there a Trained attendant assigned to maintain constant contact with workers inside space?			3		
7	Is there Trained person assigned to recheck air quality frequently throughout the project?			3		
8	Is there an Emergency rescue plan and equipment in place?			3		
N	**Hazard Communication - OSHA 29CFR1910.1200**	**Values**				**Comments**
1	Is there an Abeinsa EPC, Subcontractor MSDS's available?			3		
2	Is there an Abeinsa EPC List of Hazardous Chemicals current?			3		

Safety Conditions Check List

Internal by Work Site

3	Is there an Abeinsa EPC, Subcontractor written programs on site?			3		
4	Are the Containers labelled? Are the Notices posted?			3		
O	**Health and Safety - OSHA Subparts C & D**	**Values**				**Comments**
1	Is illumination, task lighting adequate?			3		
2	Are sanitary facilities adequate and clean?			3		Maintenance performed by professional company
3	Is drinking water properly dispensed and community water containers cleaned and secured?			3		
4	Is First Aid kit stocked including latex gloves and Bloodborne clean-up kit?			3		
5	Are Eye wash stations available & accessible?			3		
P	**Housekeeping - OSHA Subparts C & D**	**Values**				**Comments**
1	Are Suitable containers available for disposal of trash, debris and recyclables?			3		
2	Are Walkways, aisles, hallways and passageways clear of trash, debris, materials?			3		
3	Are Tools not in use stored in job boxes?			3		
4	Is the Equipment not in use stored properly?			3		
5	Are Pipes and other materials stored kept neatly?			3		
6	Are Appropriate sub-contractors dumpsters available?			3		
Q	**Cranes and Hoists - OSHA Subpart N**	**Values**				**Comments**
1	Are Operator's "daily inspections" available for review?		**2**			**Operator had trouble locating the Operation Manual.**
2	Is there an Annual Inspection and 3rd party crane inspection documented?			3		
3	Are the Swing radius barricaded?			3		
4	Are the Hydraulic crane outriggers padded and on stable ground?			3		
5	Are the Power lines at safe distance? De-energized or protected? (Check clearance heights)			3		
6	Are the Uniform signals properly used?			3		
7	Are Cable and slings regularly inspected and in good condition? Red is dead!			3		
8	Are Operable safety catches provided on load hooks?			3		
9	Is there a Proper rigging used for loads?			3		
10	Are the Operator qualifications on site?			3		
11	Is a competent training person involved with safe rigging practices?			3		
R	**Abatement & Remediation - OSHA Subparts D & Z**	**Values**				**Comments**
1	Is the Personnel trained & medically qualified including fit tests? Documentation on site?				N/A	
2	Are the three work zones delineated?				N/A	

Safety Conditions Check List

Internal by Work Site

3	Are workers wearing the correct level of protection?				N/A	
4	Is on-going air monitoring documented?				N/A	
5	Are vision panels installed where practical?				N/A	
S	**Public Safety & General Liability – ANSI A.10-30-2001**	**Values**				**Comments**
1	Is an adequate placement of flashers, barricades, signs around excavations and equipment or materials located in foot/vehicle traffic areas?			3		
2	Is Security in place? Is the Access control plan established?			3		Continuous improvement.
3	Is the fencing erected around laydown/material storage areas?			3		
4	Is the Site lighting meets 5-foot candles?				N/A	
5	Have All contractors submitted COI?				N/A	
6	Are the way (Traffic signs) signs clear?			3		
7	Are the Off-site work hazards identified?			3		
	Safety Deficiency Point Reduction **Inspection Score: 383/426 = 89.90%**					

Comments:

- Worked **3,435,158** hours with **41** recordable incidents
- **6,586** New employee Orientations completed to date.
- **3,817** Visitor Safety Orientations completed to date.
- **703** New employee orientations were completed to date in the month of January
- Weekly Safety Meetings, Training and daily meetings covering, Cold Stress, HTF Hazards, Secondary Reflection, Respirators, Confined Space, and LOTO/70E were held for Task Safety Awareness**.**

Appendix F
Engineering

Soil & Water
Waste
General Conditions
Civil
Structural
Mechanical
Electrical
Transmission System

Mojave Solar Project
Monthly Compliance Report
San Bernardino County, California

January 2014 Reporting Period

ABENER TEYMA MOJAVE

13911 Park Avenue, Suite 208
Victorville, CA 92392
Phone: 480-287-1419

Subject:	Mojave Solar Project (09-AFC-5C)
Condition No.:	Compliance5
Description:	Monthly Compliance Matrix
Submittal No.:	COMPLIANCE5-00-00

February 7, 2014
Mr. Dale Rundquist, CPM
California Energy Commission
1516 Ninth Street (MS-2000)
Sacramento, CA 95814
drundqui@energy.state.ca.us

Dear Mr. Rundquist,

As required by the California Energy Commission and more specifically by Condition of Certification COMPLIANCE5, attached please find an update to the following Compliances:

COMPLIANCE-2 [ASI + A/T]

The project owner shall maintain project files on-site or at an alternative site approved by the CPM for the life of the project, unless a lesser period of time is specified by the Conditions of Certification. The files shall contain copies of all "as-built" drawings, documents submitted as verification for Conditions, and other project-related documents. Energy Commission staff and delegate agencies shall, upon request to the project owner, be given unrestricted access to the files maintained pursuant to this Condition.
Hardcopy files of all "as-built" drawings and documents are available for review at the Abeinsa EPC Alpha east main site trailer.

COMPLIANCE-6 [ASI + A/T]

The first Monthly Compliance Report is due one month following the Energy Commission business meeting date upon which the project was approved, unless otherwise agreed to by the CPM. The first Monthly Compliance Report shall include the AFC number and an initial list of dates

13911 Park Avenue, Suite 208
Victorville, CA 92392
Phone: 480-287-1419

for each of the events identified on the Key Events List found at the end of this section of the Decision.
The Key Events list has been included with current completed activity dates listed, please see attachment.

AQ-24 [A/T]

The drift rate shall not exceed 0.0005 percent with a maximum circulation rate of 90,000 gallons per minute. The maximum hourly PM10 emission rate shall not exceed 2.24 pounds per hour, as calculated per the written District-approved protocol. The manufacturer guarantee data for the drift eliminator, showing compliance with this condition, shall be provided to the CPM and the District 30 days prior to cooling tower operation. As part of the Annual Compliance Report the project owner shall include information on operating emission rates to demonstrate compliance with this condition.
Submittal of the compliance.
The Drift Rate Eliminator data was submitted to the CPM and MDAQMD for review and approval on 05.28.2013. CPM approved on 06/11/2013. MDAQMD approved on 10/07/2013. Now on hold pending approval of revised air permit.

HAZ-1 [ASI and A/T]

The project owner shall not use any hazardous materials not listed in Appendix A (Hazardous Materials Proposed for Use at AMS During Operations), below, or in greater quantities or strengths than those identified by chemical name in Appendix A (Hazardous Materials Proposed for Use at AMS During Operations), below, unless approved in advance by the Compliance Project Manager (CPM). The project owner shall provide to the CPM, in the Annual Compliance Report, a list of hazardous materials contained at the facility. Hazardous materials remained unchanged from last month's submittal.

HAZ-2 [ASI and A/T]

At least 60 days prior to receiving any hazardous material on the site for commissioning or operations, the project owner shall provide a copy of a final Hazardous Materials Business Plan (HMBP), Spill Prevention, Control, and Countermeasure (SPCC) Plan, and a Process Safety Management (PSM) Plan to the CPM for approval.
The HMBP was submitted to the CPM and San Bernardino Fire Department on 07/23/2013. The CPM and SBCFD Haz Mat Division approved the HMBP on 08/01/2013 and 10/09/2013 respectively. The SPCC and PSM plans were

13911 Park Avenue, Suite 208
Victorville, CA 92392
Phone: 480-287-1419

submitted to the CPM on 10/29/2013, and SBCFD Haz Mat Division on 11/01/2013. The plans were approved by SBC Haz Mat Division as they stated that their only requirement is to have a copy of the SPCC on file at the site should a representative visit. The SPCC was approved by CPM on 11/25/2013. The PSM plan was returned with comments on 12/09/2013. Revised PSM plan, PHA, LOPA and O&M Manuals were resubmitted to the CPM on 01/29/2014, approval pending. The HTF End Loop Testing procedure was submitted to the CPM on 01/17/2014, CPM approved on 01/27/2014, please see attachement.

HAZ-3 [ASI and A/T]

At least sixty (60) days prior to the delivery of any liquid hazardous material to the facility, the project owner shall provide a Safety Management Plan as described above to the CPM for review and approval.

Please see attached for the hazardous materials deliveries. A revised Safety Management Plan for commissioning and operations was submitted to the CPM for review and approval on 07/16/13. CEC approved on 08/01/2013. Plan will be updated as one document per CPM request. Document was resubmitted to CPM on 12/17/2013 and approved by CPM on 01/30/2014, please see attachment. Hazardous materials tickets for the Beck Oil deliveries are included, please see attachments.

HAZ-6 [ASI and A/T]

At least thirty (30) days prior to the initial receipt of hazardous materials on site, the project owner shall notify the CPM that a site-specific operations site security plan is available for review and approval. In the annual compliance report, the project owner shall include a statement that all current project employee and appropriate contractor background investigations have been performed, and that updated certification statements have been appended to the operations security plan. In the annual compliance report, the project owner shall include a statement that the operations security plan includes all current hazardous materials transport vendor certifications for security plans and employee background investigations. A site specific Security Plan for commissioning and operations was submitted to the CPM for review and approval on 12/16/13, CPM conditionally approved on 01/07/2014 pending staff and SBCFD visit on 02/11/2014, please see attachment. Plan revised to include hazardous storage location for the hydrogen and CO2 gases for the Steam Turbine Generator, please see attachment.

ABENER TEYMA MOJAVE

13911 Park Avenue, Suite 208
Victorville, CA 92392
Phone: 480-287-1419

WASTE-2 [ASI and A/T]

Project owner shall keep a copy of the identification number on file at the project site and provide documentation of the hazardous waste generation notification and receipt of the number to the CPM after receipt of the number. Waste generator number issued by California EPA on September 28, 2012. CEC reviewed and approved submittal on November 27, 2012. The application for the USEPA hazardous waste generation notification number was submitted on July 9. 2013. EPA approval issued on 10/02/2013.

WORKER SAFETY-3

At least 60 days prior to the start of site mobilization, the project owner shall submit to the CPM the name and contact information for the Construction Safety Supervisor (CSS). The contact information of any replacement CSS shall be submitted to the CPM within one business day. Currently, the CSS of the site is Eric Zuhlke. The resume of Rogelio Bautista for site CSS was submitted on 08/05/2013 for CPM review and approval. The CPM approved the resume on 08/06/2013.
The CSS shall submit in the MCR a monthly safety inspection report.
The safety department has updated the report and will submit to you.
The resume for Eric Zuhlke was resubmitted on 11/19/2013, CPM approved on 11/21/2013. The resume for Larry Davis was submitted to the CPM on 12/17/2013, CPM approved on 01/15/2014, please see attachment.

SOIL&WATER-1

Provide an analysis on the effectiveness of the drainage, erosion, and sediment control measures and the results of monitoring and maintenance activities.
Please see the attached Construction Site Stormwater Runoff Control Inspection forms. All site BMP's functioned accordingly and there was no runoff from the site. The contractor reports as of January 31, 2014 that 240 lf (24,730 lf total for project) of straw rolls and 0 lf (16,219 lf total for project) of new swale have been installed for this month. The existing fiber rolls and swales continued being monitored, maintained, and replaced as needed. The QSP reports that no sand build-up is prevalent on the straw waddles. These BMP's were effective in preventing sediment run off from the site. There are five concrete washout stations (3 in Alpha and 2 in Beta). Additionally, the steel rumble strips remain in place at the Alpha east main entrance (north), Alpha east (south) entrance, Alpha west entrance, and on Lockhart Road adjacent to the TAB main entrance. They were effective in preventing dirt and mud from being tracked from the site onto Harper Lake Road and Lockhart Road as well as an effective deterrent against the spreading of noxious weeds. The steel beams are continuously maintained to prevent clogging. Street sweeping of the construction entrances and Harper Lake Road and Lockhart Road is occurring on an as needed basis as a means of good housekeeping; it has improved and will continue to be the main activity to keep the streets free of dirt and mud, especially when high winds and storm events occur. Soil stabilizer wasn't used for this month on traffic areas as daily watering

13911 Park Avenue, Suite 208
Victorville, CA 92392
Phone: 480-287-1419

was an effective means for dust control. Project site areas for the month that have been stabilized are 0 acres for Alpha East (279.50 acres total), 0 acres in Alpha West (369 acres total), 0 acres in Beta East (502 acres total), and 0 acres in Beta West (102.50 acres total). No sand build-up was reported in the retention basins between collectors. Trash collection was taken care of daily. It has been stressed to the construction team to remind the contractors to clean up their own trash, especially any accumulating in the trenches. A recycling program has been added to lessen the trash loads. Wood pallets, glass and plastic are now being disposed of in separate bins/areas. Sand removal along tortoise fences was done daily. Please see attachments, which include the weekly Construction Site Stormwater Runoff Control Inspection forms signed by the project QSP and the Bureau Veritas site inspector.

SOIL&WATER-2

The project owner shall comply with the Waste Discharge Requirements (WDRs) established in Soil and Water Resources Appendices C, D, and E for the construction and operation of the surface impoundments (evaporation ponds), land treatment units, and storm water management system. These requirements relate to discharges, or potential discharges, of waste that could affect the quality of waters of the state, and were developed in consultation with staff of the State Water Resources Control Board and/or the applicable California Regional Water Quality Control Board (hereafter "Water Boards"). It is the Commission's intent that these requirements be enforceable by both the Commission and the Water Boards. In furtherance of that objective, the Commission hereby delegates the enforcement of these requirements, and associated monitoring, inspection and annual fee collection authority, to the Water Boards. Accordingly, the Commission and the Water Board shall confer with each other and coordinate, as needed, in the enforcement of the requirements. The project owner shall pay the annual waste discharge permit fee associated with this facility to the Water Boards. In addition, the Water Boards may "prescribe" these requirements as waste discharge requirements pursuant to Water Code Section 13263 solely for the purposes of enforcement, monitoring, inspection, and the assessment of annual fees, consistent with Public Resources Code Section 25531, subdivision (c). No later than sixty (60) days prior to any wastewater or storm water discharge or use of land treatment units, the AMS project shall provide documentation to the CPM, with copies to the Lahontan RWQCB, demonstrating compliance with the WDRs established in Appendices C, D, and E. Any changes to the design, construction, or operation of the ponds, treatment units, or storm water system shall be requested in writing to the CPM, with copies to the Lahontan RWQCB, and approved by the CPM, in consultation with the Lahontan RWQCB, prior to initiation of any changes. The AMS project shall provide to the CPM, with copies to the Lahontan RWQCB, all monitoring reports required by the WDRs, and fully explain any violations, exceedances, enforcement actions, or corrective actions related to construction or operation of the ponds, treatment units, or storm water system. **SWAT2-01-00, construction plans for the Evaporation ponds and LTU's were submitted to the CEC, Lahontan and CBO on June 6, 2013 and approved by all agencies on June 11, 2013. SWAT2-02-00, a modification to the LTU plans was submitted to the CEC and Lahontan on August 5, 2013, and an approval was issued on August 8, 2013. SWAT2-04-00 for a change in verification was requested by the CEC but AEPC suggested that any change will be covered by the closure compliances, COMPLIANCE-12, -13 and -14. The CEC responded on September 12, 2013 that they were in agreement. SWAT2-03-00, for the monitoring well system was submitted**

13911 Park Avenue, Suite 208
Victorville, CA 92392
Phone: 480-287-1419

to the CEC and Lahontan the week of 10/28. Abeinsa EPC engineering staff is still coordinating with the CEC and Lahontan on the final design. Abeinsa EPC submitted a well plan for CEC review on 11/27/2013. CEC provided comments to the well plan on 12/17/2013. Revised well plan submitted to the CEC on 12/23/2013, CPM approved on 01/14/2014, please see attachment.

SOIL&WATER-4

Well abandonment status for remaining abandonments submitted to CPM on 09.06.12, As of 09.06.12, the CEC has approved all well abandonments with the exception of wells 11 and 14 (stuck pump wells). They require a wildlife survey in the area of the two wells to ensure that their habitats won't be disrupted with the use of explosives for the stuck pump wells. As of 10.13.2012, the well contractor was able to remove the pump from Well #11 by conventional means. However, Well #2 has now been determined as having a stuck pump and needing explosives to remove. The abandonment package was revised and resubmitted to the CEC on 10.22.2012. CEC has approved the use of explosives on Wells #2 and #14 as of October 31, 2012. As of March 5, 2013, the remaining wells to be abandoned are: Ryken and Wetlands. Wells #2 and #14 (by explosives) and 8, 10, 19, were abandoned during January 2013 but their well completion reports were finalized this month, please see attachments. Ryken and Wetlands wells were approved to be abandoned by SBC on May 7, 2013. Final abandonment was completed on May 17, 2013 and well completion reports were submitted to the CEC for approval. **ASI and Abeinsa EPC have agreed on a new location of the Beta #4. An exhibit indicating final production well locations (including Beta #4) was provided to CPM on 11/27/2013. CPM responded asking for the well design by well contractor that will show a sealed upper layer which prevents any infiltration of the perched layer into the lower aquifer. Well contractor submitted a permit to SBC on 12/07/2013 but decision was made to go with a different contractor. New contractor submitted a permit for the Beta #4 well on 01/14/2014, SBC approved on 01/31/2014 based on the condition that Beta #1 be retrofitted as a monitoring well and the Beta #2 conductor casing be destroyed, please see attachment of SBC approval. The CPM further approved the use of Beta #1 for construction water while Beta #3 construction was completed. They concur with the SBC conditions above, please see attachment.**

SOIL&WATER-5

Beginning six (6) months after the start of construction, the project owner shall prepare a semi-annual summary report of the amount of water used for construction purposes. The summary shall include the monthly range and monthly average of daily water usage in gallons per day.
The running total of water usage for construction/testing purposes from January 1, 2014 to January 31, 2014 is 1,876,400 gallons. To date, there have been 22 working days which equates to 85,291 gal/day. This equates to 1,876,400 gal/month, please see attachment.

ABENER TEYMA MOJAVE

13911 Park Avenue, Suite 208
Victorville, CA 92392
Phone: 480-287-1419

SOIL&WATER-9

Prior to the start of construction of the sanitary waste system, the project owner shall submit to the County of San Bernardino for review and comment, and to the CPM for review and approval, plans for the construction and operation of the project's proposed sanitary waste septic system and leach field. These plans shall comply with the requirements set forth in County of San Bernardino Code Title 3, Division 3, Chapter 8 Waste Management, Article 5, Liquid Waste Disposal and Title 6, Division 3, Chapter 3, and the Uniform Plumbing Code. Project construction shall not proceed until the CPM has approved the plans. The project owner shall remain in compliance with the San Bernardino County code requirements for the life of the project.

The septic plans were submitted to CEC on 04/03/2012 for review and approval. CEC approved on 04/23/2012. **Plans were resubmitted to SBC on 12/16/2013, waiting on approval, please see attachment.**

SOIL&WATER-10

The project owner shall obtain a permit to operate a nontransient, non-community water system with the County of San Bernardino at least sixty (60) days prior to commencement of construction at the site. The project owner shall supply updates annually for all monitoring requirements and submittals to County of San Bernardino related to the permit, and proof of annual renewal of the operating permit.
Alpha #1 well permit issued by San Bernardino County on 01/10/2012.
Alpha #2 well permit issued by San Bernardino County on 01/10/2012.
Beta #3 well permit issued by San Bernardino County on 06/04/2012.

GEN-2

Provide schedule updates in the monthly compliance report.
All engineering disciplines have submitted updated master drawing/spec lists. In addition, the latest construction schedule has been provided. Please see attached copies.

GEN-5

At least 30 days (or project owner and CBO approved alternative time frame) prior to the start of rough grading, the project owner shall submit to the CBO for review and approval, resumes and registration numbers of the responsible civil engineer, soils (geotechnical) engineer and engineering geologist assigned to the project. At least 30 days (or project owner and CBO approved alternative time frame) prior to the start of construction, the project owner shall submit to the CBO for review and approval, resumes and registration

13911 Park Avenue, Suite 208
Victorville, CA 92392
Phone: 480-287-1419

numbers of the responsible design engineer, mechanical engineer, and electrical engineer assigned to the project.
The project owner shall notify the CPM of the CBO's approvals of the responsible engineers within five days of the approval. If the designated responsible engineer is subsequently reassigned or replaced, the project owner has five days in which to submit the resume and registration number of the newly assigned engineer to the CBO for review and approval. The project owner shall notify the CPM of the CBO's approval of the new engineer within five days of the approval.

CIVIL-1

At least 15 days (or project owner and CBO approved alternative time frame) prior to the start of site grading the project owner shall submit the documents described above to the CBO for design review and approval. In the next monthly compliance report following the CBO's approval, the project owner shall submit a written statement certifying that the documents have been approved by the CBO.

CIVIL-1-21.03: HTF Bridge Stairs Landing submitted to CBO on 12/19/2013, CBO approved on 01/21/2014, please see attachment.
CIVIL-1-28.00: Alpha & Beta Multi Media Filters Utility Lines Underground Crossing plans submitted to CBO on 01/22/2014, CBO approved on 01/29/2014, please see attachment.

FAB-1

FAB-1-39.00: FHI submitted to CBO on 01/08/2014, CBO approved on 01/15/2014, please see attachment.

STRUC-1

Submit to the CPM, in the next monthly compliance report, a copy of a statement from the CBO that the proposed structural plans, specifications, and calculations have been approved and comply with the requirements set forth in applicable engineering LORS.

Struc-1-23.00: Alpha & Beta HTF Main Pumps Filters Auxiliary Platforms plans submitted to CBO on 06/06/2013, CBO approved on 01/08/2014, please see attachment.
Struc-1-27.14: Alpha & Beta PB Electrical Buildings 22, 26, 27 Proposed openings submitted to CBO on 12/10/2013, CBO approved on 01/15/2014, please see attachment.
Struc-1-62.00x1: AT7 Transformer Foundation plans submitted to CBO on 01/15/2014, CBO approved on 01/23/2014, please see attachment.
Struc-1-68.00: Alpha & Beta Medium Voltage Busduct Structure and Foundation plans submitted to CBO on 12/12/2013, CBO approved on 01/03/2014, please see attachment.

ABENER TEYMA MOJAVE

13911 Park Avenue, Suite 208
Victorville, CA 92392
Phone: 480-287-1419

Struc-1-69.00: Alpha & Beta WTP MP-457 Skid-15A Foundation plans submitted to CBO on 12/16/2013, CBO approved on 01/13/2014, please see attachment.
Struc-1-70.00: Alpha & Beta Low Voltage Busduct Support plans submitted to CBO on 12/18/2013, CBO approved on 01/20/2014, please see attachment.
Struc-1-71.00: Alpha & Beta Medium Voltage Busduct Structure and Foundation plans submitted to CBO on 12/12/2013, CBO approved on 01/03/2014, please see attachment.
MECH-1

Send the CPM a copy of the transmittal letter.

Mech-1-19.01: HTF Piping Layout Drawing SF Alpha-East Area submitted to CBO on 05/14/2013, CBO approved on 01/27/2014, please see attachment.
Mech-1-19.02: HTF Piping Layout Drawing SF Beta-North Area submitted to CBO on 05/14/2013, CBO approved on 01/27/2014, please see attachment.
Mech-1-19.09: HTF Piping Layout Drawing SF Beta South area submitted to CBO on 07/01/2013, CBO approved on 01/15/2014, please see attachment.
Mech-1-34.00: Alpha & Beta Rack 2 Plan & Elevation Drawings submitted to CBO on 10/18/2013, CBO approved on 01/27/2014, please see attachment.
Mech-1-34.01: Alpha & Beta Hydrogen System Foundation and Structure plans submitted to CBO on 12/19/2013, CBO approved on 01/10/2014, please see attachment.
Mech-1-36.01: Alpha & Beta Expansion Vessels Stress Reports submitted to CBO on 10/21/2013, CBO approved on 01/30/2014, please see attachment.
Mech-1-37.00: Alpha & Beta Main Pumps & Sleepers Stress Reports submitted to CBO on 10/21/2013, CBO approved on 01/16/2014, please see attachment.
Mech-1-37.01: Alpha & Beta Main Pumps & Sleepers Plan & Elevation Drawings submitted to CBO on 10/24/2013, CBO approved on 01/27/2014, please see attachment.
Mech-1-40.00; Alpha & Beta Steam Generator Pipe Layout Drawings submitted to CBO on 01/24/2014, CBO approved on 01/30/2014, please see attachment.

ELEC-1

Send the CPM a copy of the transmittal letter in the next monthly compliance report.

Elec-1-14.00x1: Overall One-Line Diagrams, Bldgs. 22 and 26 submitted to CBO on 01/21/2014, CBO approved on 01/28/2014, please see attachment.
Elec-1-14.01x2: One-Line Diagrams, Panels 22, 26, 27 & Misc. submitted to CBO on 01/21/2014, CBO approved on 01/28/2014, please see attachment.
Elec-1-18.02: Lighting Plans for HTF Tunnels submitted to CBO on 06/30/2013, CBO approved on 01/28/2014, please see attachment.
Elec-1-27.00: Alpha & Beta One-Line for Fire Protection Bldg. #2 submitted to CBO on 08/05/2013, CBO approved on 01/28/2014, please see attachment.
Elec-1-39.00: Alpha & Beta PB Electrical Building 26 Electrical submitted to CBO on 01/07/2014, CBO approved on 01/24/2014, please see attachment.
Elec-1-39.01: Alpha & Beta PB Electrical Building 22 Electrical submitted to CBO on 01/13/2014, CBO approved on 01/29/2014, please see attachment.

ABENER TEYMA MOJAVE

13911 Park Avenue, Suite 208
Victorville, CA 92392
Phone: 480-287-1419

Elec-1-39.02: Alpha & Beta PB Electrical Building 27 Electrical submitted to CBO on 01/13/2014, CBO approved on 01/30/2014, please see attachment.

TRANS-5 [A/T]

The project owner shall not allow hazardous materials deliveries during non-daylight periods (during both construction and operation) to enhance safety at the rail crossing. A record of hazardous materials deliveries shall be provided to the CPM as required in HAZ-3.
Please see attached Beck Oil delivery lists.

TSE-1

Provide schedule updates in the MCR.
Please see attached Electrical Master List.

TSE-4

At least 30 days (or a lesser number of days mutually agreed to by the project owner and the CBO) prior to the start of each increment of construction, the project owner shall submit to the CBO for review and approval the final design plans, specifications and calculations for equipment and systems of the power plant switchyard, outlet line and termination, including a copy of the signed and stamped statement from the responsible electrical engineer attesting to compliance with the applicable LORS, and send the CPM a copy of the transmittal letter in the next Monthly Compliance Report. The following activities shall be reported in the Monthly Compliance Report:
A. Receipt or delay of major electrical equipment;
Please see attached list of receipt of major electrical equipment.
B. Testing or energization of major electrical equipment;
Please see attachments for electrical tests to date.
C. The number of electrical drawings approved, submitted for approval, and still to be submitted.
Please see attached Electrical Master List.

TSE-5

At least 60 days prior to the start of construction of transmission facilities (or a lesser number of days mutually agreed to by the project owner and CBO), the project owner shall submit to the CBO for approval:

A. Design drawings, specifications and calculations conforming with CPUC General Order 95 or NESC, Title 8, Articles 35, 36 and 37 of the "High Voltage Electric Safety Orders", NEC, applicable interconnection standards and related industry standards, for the poles/towers, foundations, anchor bolts, conductors, grounding systems and major switchyard equipment.

ABENER TEYMA MOJAVE

13911 Park Avenue, Suite 208
Victorville, CA 92392
Phone: 480-287-1419

B. For each element of the transmission facilities identified above, the submittal package to the CBO shall contain the design criteria, a discussion of the calculation method(s), a sample calculation based on "worst case conditions"7 and a statement signed and sealed by the registered engineer in responsible charge, or other acceptable alternative verification, that the transmission element(s) will conform with CPUC General Order 95 or NESC, Title 8, California Code of Regulations, Articles 35, 36 and 37 of the, "High Voltage Electric Safety Orders", NEC, applicable interconnection standards, and related industry standards.

C. Electrical one-line diagrams signed and sealed by the registered professional electrical engineer in responsible charge, a route map, and an engineering description of equipment and the configurations covered by requirements TSE-5 a) through f) above. 7 Worst case conditions for the foundations would include for instance, a dead-end or angle pole.

D. The Special Protection System (SPS) sequencing and timing if applicable shall be provided concurrently to the CPM.

E. A letter stating the mitigation measures or projects selected by the transmission owners for each reliability criteria violation are acceptable,
F. An Operational study report based on the expected or current COD from the California ISO and/or SCE, and
G. A copy of the executed LGIA signed by the California ISO and the project owner.

Submittal of project LGIA sent to CPM on 11/08/2013, CPM approved on 12/02/2013.

TLSN-5

The project owner shall ensure that all permanent metallic objects within the right-of-way of the project-related lines are grounded according to industry standards regardless of ownership.
At least 30 days before the lines are energized, the project owner shall transmit to the CPM a letter confirming compliance with this Condition.
Confirmation letter sent to the CPM on 11/06/2013, CPM approved on 11/07/2013.

VIS-1

At least 90 days prior to specifying to the vendor the colors and finishes of the first structures or buildings that are surface treated during manufacture, the project owner shall submit the proposed treatment plan to the CPM for review and approval.
Paint specifications for Water Treatment plant fiberglass tanks were submitted on 12/16/2013, CPM approved on 01/15/2014, please see attachment.

ABENER TEYMA MOJAVE

13911 Park Avenue, Suite 208
Victorville, CA 92392
Phone: 480-287-1419

Should you have any questions or need any additional information, please do not hesitate to contact me.

Sincerely,



Steven Pochmara
ABEINSA EPC
13911 Park Avenue, Suite 208
Victorville, CA 92392
Cell: (480) 287-1419

KEY EVENTS LIST

PROJECT: MOJAVE SOLAR PROJECT

DOCKET #: 09-AFC-5

COMPLIANCE PROJECT MANAGER: DALE RUNDQUIST

EVENT DESCRIPTION	DATE
Certification Date	09/2010
Obtain Site Control	
Online Date	
POWER PLANT SITE ACTIVITIES	
Start Site Mobilization	08/2011
Start Ground Disturbance	08/2011
Start Grading	08/2011
Start Construction	08/2011
Begin Pouring Major Foundation Concrete	09/2011
Begin Installation of Major Equipment	07/2012
Completion of Installation of Major Equipment	
First Combustion of Gas Turbine	N/A
Obtain Building Occupation Permit	
Start Commercial Operation	
Complete All Construction	
TRANSMISSION LINE ACTIVITIES	
Start T/L Construction	11/2012
Synchronization with Grid and Interconnection	05/2014
Complete T/L Construction	02/2013
FUEL SUPPLY LINE ACTIVITIES	
Start Gas Pipeline Construction and Interconnection	N/A
Complete Gas Pipeline Construction	N/A
WATER SUPPLY LINE ACTIVITIES	
Start Water Supply Line Construction	01/2013
Complete Water Supply Line Construction	

"Rundquist, Dale@Energy"
01/27/2014 07:39 AM

Send To	"Steven.Pochmara@abeinsaepc.abengoa.com" <Steven.Pochmara@abeinsaepc.abengoa.com>
cc	"pablo.schenone@abeinsaepc.abengoa.com" <pablo.schenone@abeinsaepc.abengoa.com>, "mercedes.macias@abeinsaepc.abengoa.com" <mercedes.macias@abeinsaepc.abengoa.com>, "larry.davis@abeinsaepc.abengoa.com" <larry.davis@abeinsaepc.abengoa.com>,
bcc	
Subject	RE: HAZ2-01-00

History: This memo has been replied

Good Morning Steven,
Staff has reviewed and approved the procedure for Hydraulic End Loop testing for the HTF Piping at Abengoa Mojave Solar Project.
Thank you,
Dale R.

From: Steven.Pochmara@abeinsaepc.abengoa.com [mailto:Steven.Pochmara@abeinsaepc.abengoa.com]

Sent: Friday, January 17, 2014 7:40 AM
To: Rundquist, Dale@Energy; Rundquist, Dale@Energy; agreenberg@risksci.com
Cc: pablo.schenone@abeinsaepc.abengoa.com; mercedes.macias@abeinsaepc.abengoa.com; larry.davis@abeinsaepc.abengoa.com; angel.pimentel@abeinsaepc.abengoa.com; vernon.leeming@abeinsaepc.abengoa.com; lbruno@abeinsaepc.abengoa.com; enrique.valades@abeinsaepc.abengoa.com; kirk.anderson@abeinsaepc.abengoa.com; Frederick.Redell@solar.abengoa.com; holmes.bassette@solar.abengoa.com; william.grisolia@solar.abengoa.com; nicholas.potrovitza@solar.abengoa.com
Subject: HAZ2-01-00

Good Morning Dale,
Please find attached a copy of the Mojave Solar project Hydraulic End Loop Testing procedure. I would like to request an expedited review as the project needs to begin this process prior to the primary arrival of the HTF. Please don't hesitate to contact me with any questions or concerns.

Regards,

Steven Pochmara - Permit Manager

ABEINSA EPC
13911 Park Avenue, Suite 208
Victorville, CA 92392
Cell: +14802871419
Steven.Pochmara@teyma.abengoa.com
www.teyma.com
Eco-Tip: Printing e-mails is usually a waste.

**********Internet Email Confidentiality Footer**********

This email and any files transmitted with it are confidential and intended solely for the use of the organization or individual to whom they are addressed. It is expressly forbidden to retransmit or copy email and/or this attached files without our permission. If you are not the addressee indicated in this message (or responsible for delivery of the message to such person), you may not copy or deliver this message to anyone. In such case, you should destroy this message and kindly notify the sender by reply email. Please advise immediately if you or your employer does not consent to Internet email for messages of this kind. Opinions, conclusions and other information in this message that do not relate to the official business of my firm shall be understood as neither given nor endorsed by it.

****** Confidencialidad de Correo electr?nico de Internet ******

Este correo electr?nico y cualquier archivo transmitido con el, es confidencial y destinado exclusivamente para el empleo de la organizaci?n o el individuo a quien esta dirigido. Esta expresamente prohibido su reenvio o copia del correo electr?nico y/o de los archivos anexados sin permiso del remitente. El contenido esta protegido seg?n la regulaci?n sobre la Protecci?n de Datos e Informaci?n Personal. Si usted no es el destinatario indicado en este mensaje (o responsable de la entrega del mensaje a tal persona), no puede copiar, reenviar o entregar este mensaje. En tal caso, usted debe destruir este mensaje y notificar al remitente por el correo electr?nico de respuesta. Puede notificar igualmente si no desea recibir correos electr?nicos de esta clase. Las opiniones, conclusiones y otra informaci?n en este mensaje que no se relaciona con la actividad de la compa??a ni ser?n entendidas como autorizadas por ?sta.

"Rundquist, Dale@Energy"
01/30/2014 08:13 AM

Send To	"Steven.Pochmara@abeinsaepc.abengoa.com" <Steven.Pochmara@abeinsaepc.abengoa.com>
cc	"pablo.schenone@abeinsaepc.abengoa.com" <pablo.schenone@abeinsaepc.abengoa.com>, "mercedes.macias@abeinsaepc.abengoa.com" <mercedes.macias@abeinsaepc.abengoa.com>, "larry.davis@abeinsaepc.abengoa.com" <larry.davis@abeinsaepc.abengoa.com>,
bcc	
Subject	RE: HAZ3-01-03

Hi Steven,
Staff has reviewed and approved the submittal for HAZ-3-01-03, Operational Safety Management Plan for Abengoa Mojave Solar.
Thank you,
Dale R.

From: Steven.Pochmara@abeinsaepc.abengoa.com [mailto:Steven.Pochmara@abeinsaepc.abengoa.com]

Sent: Tuesday, January 21, 2014 3:54 PM
To: Rundquist, Dale@Energy; Rundquist, Dale@Energy
Cc: pablo.schenone@abeinsaepc.abengoa.com; mercedes.macias@abeinsaepc.abengoa.com; larry.davis@abeinsaepc.abengoa.com; vernon.leeming@abeinsaepc.abengoa.com; kirk.anderson@abeinsaepc.abengoa.com; angel.pimentel@abeinsaepc.abengoa.com; diego.rodriguez@abeinsaepc.abengoa.com; Frederick.Redell@solar.abengoa.com; holmes.bassette@solar.abengoa.com; william.grisolia@solar.abengoa.com; nicholas.potrovitza@solar.abengoa.com; regine.wendt-parker@solar.abengoa.com
Subject: HAZ3-01-03

Good Afternoon Dale,

Please find attached the revised HAZ3-01-03, Safety Management Plan, for your review and approval.

Regards,

Steven Pochmara - Permit Manager

ABEINSA EPC
13911 Park Avenue, Suite 208
Victorville, CA 92392
Cell: +14802871419
Steven.Pochmara@teyma.abengoa.com
www.teyma.com
Eco-Tip: Printing e-mails is usually a waste.

**********Internet Email Confidentiality Footer**********

This email and any files transmitted with it are confidential and intended solely for the use of the organization or individual to whom they are addressed. It is expressly forbidden to retransmit or copy email and/or this attached files without our permission. If you are not the addressee indicated in this message (or responsible for delivery of the message to such person), you may not copy or deliver this message to anyone. In such case, you should destroy this message and kindly notify the sender by reply email. Please advise immediately if you or your employer does not consent to Internet email for messages of this kind. Opinions, conclusions and other information in this message that do not relate to the official business of my firm shall be understood as neither given nor endorsed by it.

****** Confidencialidad de Correo electr?nico de Internet ******

Este correo electr?nico y cualquier archivo transmitido con el, es confidencial y destinado exclusivamente para el empleo de la organizaci?n o el individuo a quien esta dirigido. Esta expresamente prohibido su reenvio o copia del correo electr?nico y/o de los archivos anexados sin permiso del remitente. El contenido esta protegido seg?n la regulaci?n sobre la Protecci?n de Datos e Informaci?n Personal. Si usted no es el destinatario indicado en este mensaje (o responsable de la entrega del mensaje a tal persona), no puede copiar, reenviar o entregar este mensaje. En tal caso, usted debe destruir este mensaje y notificar al remitente por el correo electr?nico de respuesta. Puede notificar igualmente si no desea recibir correos electr?nicos de esta clase. Las opiniones, conclusiones y otra informaci?n en este mensaje que no se relaciona con la actividad de la compa??a ni ser?n entendidas como autorizadas por ?sta.

BECK OIL, INC

WETHOSE SHEET

CUSTOMER: ABENER / CONSTRUCTION TRUCK #: 31

DATE: 1·31·14 DRIVER: Scott A.

(CIRCLE ONE)

PRODUCT: RED DIESEL CLEAR DIESEL REGULAR GAS

	UNIT NUMBER		DESCRIPTION		GALLONS
1			Alpha RED Tank	RED	185
2			Transfer Tank	87	102
3			Alpha PB Gen	RED	103
4			TAB Guard Shack	RED	30
5			Edison Gen	RED	70
6			Beta Red tank	RED	45
7			Beta PB Gen	RED	71
8			Red Tundra	87	22
9					
10					
11					
12					
13					
14					
15					
16					
17					
18					
19					
20					

TOTAL DIESEL GALLONS: 511

REGULAR GAS GALLONS: 6 124

MASTER METER: 87 START: 10485520 FINISH: 10489775.5 TOTAL: 123.5

DSL 3530322.4 3530833.5 511-1

BECK OIL INC
16640 D STREET
VICTORVILLE, CA 92395
760) 245-4191

NOTE: BILLING BASED ON MASTER METER

10:42am

JAMIE PAGE 02/03/12

BECK OIL, INC

WETHOSE SHEET

CUSTOMER: ABENER / CONSTRUCTION TRUCK #: 121

DATE: 1/28/14 DRIVER: Rich

(CIRCLE ONE)

PRODUCT: RED DIESEL CLEAR DIESEL REGULAR GAS

	UNIT NUMBER		DESCRIPTION		GALLONS
1	1125753		LT ALPHA WEST	Red	8
2	Fuel Cell		ALPHA LAYDOWN	Red	243
3	10082386		BETA TABS GUARD	Red	58
4	Fuel Cell		Dodge P/U	Red	87
5	62T5687		Chevy Tahoe	87	19
6	Fuel Cell		Dodge P/U	87	80
7	Dodge P/U	Robert	85543E1	87	8
8	Fuel Tank	STG	Gen Beta ~~Control~~	Red	253
9	K272		Gen Beta Power Block	Red	123
10	Fuel Cell		Beta Laydown	Red	81
NEW 11	Gen	Substation 109	Edison 408	Red	97
12	10008719		LT Beta Office	Red	18
13					
14					
15					
16					
17					
18					
19					
20					
			TOTAL DIESEL GALLONS:		
			REGULAR GAS GALLONS:		

MASTER METER: _____ START: _____ FINISH: _____ TOTAL: _____

BECK OIL INC
16640 D STREET
VICTORVILLE, CA 92395
760) 245-4191

NOTE: BILLING BASED ON MASTER METER

JAMIE PAGE 02/03/12

12:06pm

BECK OIL, INC

WETHOSE SHEET

CUSTOMER: ABENER / CONSTRUCTION TRUCK #: 31

DATE: 1·24·14 DRIVER: Scott A.

(CIRCLE ONE)

PRODUCT: RED DIESEL CLEAR DIESEL REGULAR GAS

	UNIT NUMBER		DESCRIPTION		GALLONS
1	on Ram 2500		Transfer tank	87	100
2			Gas Cans	87	18
3			AlphaW GS	RED	15
4			AlphaN GS	RED	12
5			RED TANK	RED	250
6			AlphaS GS	RED	19
7	Relay / Substation		AlphaPB Gen	RED	145
8			TAB GS	RED	37
9	Beta East		GS E	RED	15
10	Substation		BetaPB Gen	RED	105
11			Tahoe	87	3
12	Between Trailers		Beta LT	RED	17
13					
14					
15					
16					
17					
18					
19					
20					
			TOTAL DIESEL GALLONS:		715
			REGULAR GAS GALLONS:		121

MASTER METER: DSL / 87 START: 3521057.3 / 1046934.7 FINISH: 3521772.3 / 1047055.5 TOTAL: 715 / 120.8

BECK OIL INC
16640 D STREET
VICTORVILLE, CA 92395
760) 245-4191

NOTE: BILLING BASED ON MASTER METER

JAMIE PAGE 02/03/12

1/24
12:18pm

BECK OIL, INC

WETHOSE SHEET

CUSTOMER: ABENER / CONSTRUCTION TRUCK #: 121

DATE: 1.21.14 DRIVER: Scott A.

(CIRCLE ONE)

PRODUCT: RED DIESEL CLEAR DIESEL REGULAR GAS

	UNIT NUMBER		DESCRIPTION		GALLONS
1			Alpha W GS	RED	20
2 Alpha west - ~~AUX~~ Fuel Truck			Alpha W Gen	RED	845
3			RED Tank	RED	265
4			RED Tank	RED	190
5			Gas Cans	87	30
6			Transfer tank	87	104
7			GS TAB	RED	50
8					
9					
10					
11					
12					
13					
14					
15					
16					
17					
18					
19					
20					

TOTAL DIESEL GALLONS: 1370

REGULAR GAS GALLONS: 134

MASTER METER: 87 START: 21047.9 FINISH: 21182.7 TOTAL: 134

DSL 73996.7 75366.6 1369.9

BECK OIL INC
16640 D STREET
VICTORVILLE, CA 92395
760) 245-4191

NOTE: BILLING BASED ON MASTER METER

JAMIE PAGE 02/03/12

11.2 lam

BECK OIL, INC

WETHOSE SHEET

CUSTOMER: Abener Teyma / Construction TRUCK #: 31

DATE: 1·14·14 DRIVER: Scott A.

(CIRCLE ONE)

PRODUCT: RED DIESEL CLEAR DIESEL REGULAR GAS

	UNIT NUMBER		DESCRIPTION		GALLONS
1			AlphaWest GS	RED	20
2	LT		Alpha North	RED	23
3			Alpha PB Gen	RED	113
4			Red tank	RED	144
5			Alpha South GS	RED	20
6			GS TAB	RED	45
7			GS East	RED	18
8			Beta PB Gen	RED	198
9			Tahoe	87	12
10			Beta LT	RED	15
11			RAM 1500	87	4
12			Caravan	87	24
13			Transfer tank	87	110
14					
15					
16					
17					
18					
19					
20					

TOTAL DIESEL GALLONS: 596

REGULAR GAS GALLONS: 150

MASTER METER: DSL / 87 START: 3504952.2 / 1045047.2 FINISH: 3505548.5 / 1045197.2 TOTAL: 596.3 / 150

BECK OIL INC
16640 D STREET
VICTORVILLE, CA 92395
760) 245-4191

NOTE: BILLING BASED ON MASTER METER

M. Corey.

JAMIE PAGE 02/03/12

12:00pm

BECK OIL, INC

WETHOSE SHEET

CUSTOMER: ABENER / CONSTRUCTION TRUCK #: 31

DATE: 1·10·14 DRIVER: Scott A.

(CIRCLE ONE)

PRODUCT: RED DIESEL CLEAR DIESEL REGULAR GAS

	UNIT NUMBER		DESCRIPTION		GALLONS
Abacus 1			Clear Tank	CDF	500
Abacus 2			GS TAB	RED	50
Abacus 3			Transfer Tank	87	37
AEPC 4			GS West	RED	23
AEPC 5	Alpha LT		GS North	RED	20
AEPC 6	Alpha Office LT		~~LT~~	RED	18
AEPC 7			RED TANK	RED	89
AEPC 8			PB Gen Alpha	RED	75
AEPC 9			GS South	RED	19
AEPC 10			GS East	RED	14
AEPC 11			Gen Beta	RED	~~100~~ 100
AEPC 12	Oscars →		Mini Van	87	17
AEPC 13			Gas Cans	87	19
AEPC 14			LT Beta South	RED	13
AEPC 15			Tahoe	87	19
AEPC 16	Beta Office LT		LT	RED	23
17					
18					
19					
20					
			TOTAL DIESEL GALLONS:		944
			REGULAR GAS GALLONS:		90.5

MASTER METER: 87 START: 1044805.6 FINISH: 1044896.1 TOTAL: 90.5

DSL ~~3499330.4~~ 3500274.4 944.1

BECK OIL INC
16640 D STREET
VICTORVILLE, CA 92395
760) 245-4191

NOTE: BILLING BASED ON MASTER METER

JAMIE PAGE 02/03/12

9:57am
MP

BECK OIL, INC

WETHOSE SHEET

CUSTOMER: ABENER / CONSTRUCTION TRUCK #: 121

DATE: 1/7/14 DRIVER: Rich

(CIRCLE ONE)

PRODUCT: RED DIESEL CLEAR DIESEL REGULAR GAS

		UNIT NUMBER		DESCRIPTION		GALLONS
ABACUS	1	8593097		F-150	87	19
AEPC	2	5 GAS CANS		IN MULE	87	20
ABACUS	3	Fuel TANK		BETA TABS	CLEAR	474
ABACUS	4	1072510		DODGE Fuel cell	87	87
AEPC	5	1125753		LT ALPHA LV	RED	4
AEPC	6	1172199		LT GUART ALPHA	RED	21
AEPC	7	1142053		LT OFFICE ALPHA	RED	17
AEPC	8	GEN STORAGE TANK		ALPHA P.B	RED	84
AEPC	9	1183180		LT ALPHA GUARD	RED	17
AEPC	10	K249		ALPHA P B	RED	199
AEPC	11	10085660		LT	RED	10
AEPC	12	7ATM591		VAN - Red-OSCAR	87	29
AEPC	13	WHITE Pull TRAILOR		STORAGE TANK	RED	169
AEPC	14	10082380	GEN	BETA TAB-Guard	RED	22
AEPC	15	0169763	GEN	BETA GUARD	RED	21
AEPC	16	WATER PUMP		GEN-LWINE	RED	300
AEPC	17	LT		BETA ROAD	RED	17
AEPC	18	LT		BETA ROAD	RED	18
AEPC	19	TAHOE		CHEVY	87	10
AEPC	20	10008715		LT BETA OFFICE	RED	22
				TOTAL DIESEL GALLONS:		
				REGULAR GAS GALLONS:		

MASTER METER: _____ START: _____ FINISH: _____ TOTAL: _____

BECK OIL INC
16640 D STREET
VICTORVILLE, CA 92395
760) 245-4191

NOTE: BILLING BASED ON MASTER METER

JAMIE PAGE 02/03/12

9:26am
JRB

BECK OIL, INC

WETHOSE SHEET

CUSTOMER: ABENER / CONSTRUCTION TRUCK #: 121

DATE: 1/7/14 DRIVER: RICH

(CIRCLE ONE)

PRODUCT: RED DIESEL CLEAR DIESEL REGULAR GAS

	UNIT NUMBER		DESCRIPTION		GALLONS
AEPC 1	1062767		DODGE P/U - Orland	87	29
AEPC 2	Fuel cell		FLAT BED - on TRUCK	87	102
3					
4					
5					
6					
7					
8					
9					
10					
11					
12					
13					
14					
15					
16					
17					
18					
19					
20					

TOTAL DIESEL GALLONS:

REGULAR GAS GALLONS:

MASTER METER: _____ START: _____ FINISH: _____ TOTAL: _____

BECK OIL INC
16640 D STREET
VICTORVILLE, CA 92395
760) 245-4191

NOTE: BILLING BASED ON MASTER METER

JAMIE PAGE 02/03/12

12:02pm

BECK OIL, INC

WETHOSE SHEET

CUSTOMER: ABENER / CONSTRUCTION TRUCK #: 31

DATE: 1·3·14 DRIVER: Scott A.

(CIRCLE ONE)

PRODUCT: RED DIESEL CLEAR DIESEL REGULAR GAS

	UNIT NUMBER		DESCRIPTION		GALLONS
1		Alpha A	GS West	RED	14 ✓
2		Alpha	GS N	RED	19 ✓
3			Alpha LT	RED	17 ✓
4		Alpha	GS S	RED	11 ✓
5		Alpha	RED TANK	RED	89 ✓
6			GS TAB	RED	17 ✓
7			Clear Tank	CDF	77 ✓
8			F-750	CDF	17 ✓
9	Transfer tank		Gas Tank	87	73 RAM 1500
10			Red Tundra	87	15 ✓
11			Tahoe	87	8
12		BETA GS	Beta LT	RED	11 ✓
13			Beta Power Block	RED	275 ✓
14					
15					
16					
17					
18					
19					
20					

TOTAL DIESEL GALLONS: 546

REGULAR GAS GALLONS: ~~120~~ 96

MASTER METER: DSL START: 348877 4.8 FINISH: 348932 1.1 TOTAL: 546.3

87 1042340.8 1042436.6 95.8

BECK OIL INC
16640 D STREET
VICTORVILLE, CA 92395
760) 245-4191

NOTE: BILLING BASED ON MASTER METER

JAMIE PAGE 02/03/12

1/3 9:34 AM

ABEINSA EPC

Steven Pochmara
01/30/2014 09:16 AM

Send To	drundqui@energy.state.ca.us, drundqui@energy.ca.gov
cc	Pablo Enrique Schenone Laborde/AbeinsaEPC/Abengoa@Abengoa, Mercedes Macias Paris/AbeinsaEPC/Abengoa@Abengoa, Ángel Pimentel Fernández/AbeinsaEPC/Abengoa@Abengoa, Diego Manuel Rodríguez González/AbeinsaEPC/Abengoa@Abengoa, Vernon
bcc	
Subject	HAZ6-01-00

Dale,
Please see attached for the revised HAZ6 submittal.

Regards,

Steven Pochmara - Permit Manager

ABEINSA EPC
13911 Park Avenue, Suite 208
Victorville, CA 92392

Cell: +14802871419 haz6-01-00.pdf
Steven.Pochmara@teyma.abengoa.com
www.teyma.com

Eco-Tip: Printing e-mails is usually a waste.

ABEINSA EPC

Steven Pochmara
01/30/2014 09:16 AM

Send To	drundqui@energy.state.ca.us, drundqui@energy.ca.gov
cc	Pablo Enrique Schenone Laborde/AbeinsaEPC/Abengoa@Abengoa, Mercedes Macias Paris/AbeinsaEPC/Abengoa@Abengoa, Ángel Pimentel Fernández/AbeinsaEPC/Abengoa@Abengoa, Diego Manuel Rodríguez González/AbeinsaEPC/Abengoa@Abengoa, Vernon
bcc	
Subject	HAZ6-01-00

Dale,
Please see attached for the revised HAZ6 submittal.

Regards,

Steven Pochmara - Permit Manager

ABEINSA EPC
13911 Park Avenue, Suite 208
Victorville, CA 92392

Cell: +14802871419 haz6-01-00.pdf
Steven.Pochmara@teyma.abengoa.com
www.teyma.com

Eco-Tip: Printing e-mails is usually a waste.

"Rundquist, Dale@Energy"
01/07/2014 10:28 AM

Send To	"Steven.Pochmara@abeinsaepc.abengoa.com" <Steven.Pochmara@abeinsaepc.abengoa.com>, "Frederick.Redell@solar.abengoa.com" <Frederick.Redell@solar.abengoa.com>, "holmes.bassette@solar.abengoa.com" <holmes.bassette@solar.abengoa.com>,
cc	"vernon.leeming@abeinsaepc.abengoa.com" <vernon.leeming@abeinsaepc.abengoa.com>, "mercedes.macias@abeinsaepc.abengoa.com" <mercedes.macias@abeinsaepc.abengoa.com>, "pablo.schenone@abeinsaepc.abengoa.com" <pablo.schenone@abeinsaepc.abengoa.com>,
bcc	
Subject	RE: HAZ6-00-00

History: This memo has been replied

CORRECTION:
The site visit and inspection is tentatively being planned for the **week of February 3 thru 7.**
Thank you,
Dale R.

Hi Steven,
Staff has reviewed and **provisionally approved** (pending a site inspection) HAZ-6-00-00, Site Security and Hazardous Materials Storage Plan.
A site visit and inspection is tentatively being planned for the third week of February, 2014.
Thank you,
Dale R.

From: Steven.Pochmara@abeinsaepc.abengoa.com [mailto:Steven.Pochmara@abeinsaepc.abengoa.com]

Sent: Monday, December 16, 2013 9:19 AM
To: Rundquist, Dale@Energy; Rundquist, Dale@Energy; Frederick.Redell@solar.abengoa.com; holmes.bassette@solar.abengoa.com; regine.wendt-parker@solar.abengoa.com; larry.davis@abeinsaepc.abengoa.com
Cc: vernon.leeming@abeinsaepc.abengoa.com; mercedes.macias@abeinsaepc.abengoa.com; pablo.schenone@abeinsaepc.abengoa.com; Kathleen.Sullivan@solar.abengoa.com
Subject: HAZ6-00-00

Good Morning Dale,

Please find attached HAZ6-00-00, Site Security and Hazardous Materials Storage Plan, for your review and approval.

Regards,

Steven Pochmara - Permit Manager

ABEINSA EPC
13911 Park Avenue, Suite 208
Victorville, CA 92392
Cell: +14802871419
Steven.Pochmara@teyma.abengoa.com
www.teyma.com

Eco-Tip: Printing e-mails is usually a waste.

**********Internet Email Confidentiality Footer**********

This email and any files transmitted with it are confidential and intended solely for the use of the organization or individual to whom they are addressed. It is expressly forbidden to retransmit or copy email and/or this attached files without our permission. If you are not the addressee indicated in this message (or responsible for delivery of the message to such person), you may not copy or deliver this message to anyone. In such case, you should destroy this message and kindly notify the sender by reply email. Please advise immediately if you or your employer does not consent to Internet email for messages of this kind. Opinions, conclusions and other information in this message that do not relate to the official business of my firm shall be understood as neither given nor endorsed by it.

****** Confidencialidad de Correo electr?nico de Internet ******

Este correo electr?nico y cualquier archivo transmitido con el, es confidencial y destinado exclusivamente para el empleo de la organizaci?n o el individuo a quien esta dirigido. Esta expresamente prohibido su reenvio o copia del correo electr?nico y/o de los archivos anexados sin permiso del remitente. El contenido esta protegido seg?n la regulaci?n sobre la Protecci?n de Datos e Informaci?n Personal. Si usted no es el destinatario indicado en este mensaje (o responsable de la entrega del mensaje a tal persona), no puede copiar, reenviar o entregar este mensaje. En tal caso, usted debe destruir este mensaje y notificar al remitente por el correo electr?nico de respuesta. Puede notificar igualmente si no desea recibir correos electr?nicos de esta clase. Las opiniones, conclusiones y otra informaci?n en este mensaje que no se relaciona con la actividad de la compa??a ni ser?n entendidas como autorizadas por ?sta.

"Rundquist, Dale@Energy"
01/15/2014 11:10 AM

Send To	"Steven.Pochmara@abeinsaepc.abengoa.com" <Steven.Pochmara@abeinsaepc.abengoa.com>
cc	"holmes.bassette@solar.abengoa.com" <holmes.bassette@solar.abengoa.com>, "larry.davis@abeinsaepc.abengoa.com" <larry.davis@abeinsaepc.abengoa.com>, "Eric.Zuhlke@abeinsaepc.abengoa.com" <Eric.Zuhlke@abeinsaepc.abengoa.com>,
bcc	
Subject	RE: WKSF3-01-05

Steven,
The Submittal for Larry Davis as the new site CSS has been reviewed and approved by staff.
Thank you,
Dale R.

From: Steven.Pochmara@abeinsaepc.abengoa.com [mailto:Steven.Pochmara@abeinsaepc.abengoa.com]

Sent: Wednesday, January 15, 2014 8:24 AM
To: Rundquist, Dale@Energy; Rundquist, Dale@Energy
Cc: holmes.bassette@solar.abengoa.com; larry.davis@abeinsaepc.abengoa.com; Eric.Zuhlke@abeinsaepc.abengoa.com; mercedes.macias@abeinsaepc.abengoa.com; pablo.schenone@abeinsaepc.abengoa.com; Frederick.Redell@solar.abengoa.com; regine.wendt-parker@solar.abengoa.com
Subject: WKSF3-01-05

Good Morning Dale,
I'm following up on the status of the resume for Larry Davis as new site C.S.S. The package was sent on 12/17/2013, thanks.

Regards,

Steven Pochmara - Permit Manager

ABEINSA EPC
13911 Park Avenue, Suite 208
Victorville, CA 92392
Cell: +14802871419
Steven.Pochmara@teyma.abengoa.com
www.teyma.com
Eco-Tip: Printing e-mails is usually a waste.

**********Internet Email Confidentiality Footer**********

This email and any files transmitted with it are confidential and intended solely for the use of the organization or individual to whom they are addressed. It is expressly forbidden to retransmit or copy email and/or this attached files without our permission. If you are not the addressee indicated in this message (or responsible for delivery of the message to such person), you may not copy or deliver this message to anyone. In such case, you should destroy this message and kindly notify the sender by reply email.

Please advise immediately if you or your employer does not consent to Internet email for messages of this kind. Opinions, conclusions and other information in this message that do not relate to the official business of my firm shall be understood as neither given nor endorsed by it.

****** Confidencialidad de Correo electr?nico de Internet ******

Este correo electr?nico y cualquier archivo transmitido con el, es confidencial y destinado exclusivamente para el empleo de la organizaci?n o el individuo a quien esta dirigido. Esta expresamente prohibido su reenvio o copia del correo electr?nico y/o de los archivos anexados sin permiso del remitente. El contenido esta protegido seg?n la regulaci?n sobre la Protecci?n de Datos e Informaci?n Personal. Si usted no es el destinatario indicado en este mensaje (o responsable de la entrega del mensaje a tal persona), no puede copiar, reenviar o entregar este mensaje. En tal caso, usted debe destruir este mensaje y notificar al remitente por el correo electr?nico de respuesta. Puede notificar igualmente si no desea recibir correos electr?nicos de esta clase. Las opiniones, conclusiones y otra informaci?n en este mensaje que no se relaciona con la actividad de la compa??a ni ser?n entendidas como autorizadas por ?sta.

SWPPP SUMMARY- January, 2014

1. Fiber rolls: total installed 24,730ft. Maintenance during the month of January included adding approximately 300 feet in the north area of Alpha East.
2. Swales: total installed 16219 ft. No maintenance required during the month of December
3. Street sweeping and construction entrances maintenance. Sweeping duties performed as needed.
4. Trash collection being taken care of on a daily basis.
5. 5 concrete washout station (2 in beta and 3 in alpha).
6. Dust control - Watering the site with trucks on a daily basis.
7. 0 inches of sand build up on straw wattle

CORRECTIONS REQUIRED PRIOR TO NEXT INSPECTION?	YES	NO	N/A

PROJECT INFORMATION											INSPECTION INFORMATION				
WDID #	6	B	3	6	C	3	6	1	7	2	1	DATE: 01/03/2014	TIME: 11:30		
E: Mojave Solar Project												PRE-STORM	POST-STORM	WEEKLY	EXTENDED STORM
ADDRESS: 42134 Harper Lake Rd, Hinkley, CA 92347												RAIN >1/2"	None	Light	Moderate	Heavy
CONTRACTOR: Abener Teyma Mojave												WIND >15mph:	None	Light	Moderate	Heavy
ON-SITE CONTACT: Alberto Salas												TEMPERATURE:	LOW 35°	HIGH 68°		

INSPECTION CHECKLIST

Stormwater Pollution Prevention Plan	Yes	No	Comments
1. Is the SWPPP binder and/or DESCP on site and accessible?	X		Supplemental Form Attached? YES NO NOTE: THE "CONSTRUCTION SITE STORMWATER RUNOFF CONTROL INSPECTION FORM" IS THE ONLY FORM IN USE FOR INSPECTIONS DOCUMENTATION FOR THIS PROJECT. STORM ACTIVITY: DEFICIENCIES:
2. Does the site have a WDID No.?	X		
3. Does the SWPPP address the minimum BMP requirements?	X		
4. Are amendments to the SWPPP clearly documented and dated?	X		
5. Is the current SWPPP complete?	X		
6. Does the SWPPP include a current map accurately indicating BMPs installed at the site?	X		
7. Is routine BMP inspection and maintenance documentation on file?	X		

Soil Stabilization Practices	Yes	No	Comments	
8. Are BMPs implemented on inactive disturbed areas?	X		Alpha West	H.T.F. PIPE INSTALLATION
9. Are implemented BMPs effectively stabilizing soil?	X		Alpha East	POWER BLOCK CONST
10. Are BMP materials stockpiled and available for use?	X		Beta West	H.T.F. PIPE INSTALLATION
11. Has any erosion observed?		X	Beta East	POWER BLOCK CONST.

Sediment Control Practices	Yes	No	Discharge Risk Potential	
12. Are sediment control BMPs in place and maintained?	X		Alpha West	NONE
13. Are sediment BMPs placed to protect the downstream perimeter of the site?	X		Alpha East	MINOR
14. Are the BMPs adequately controlling sediment?	X		Beta West	NONE
15. Are the storm drain inlets protected?	N/A		Beta East	MINOR

Sediment Discharges

16. Is there evidence that sediment was discharged previously from the site?	(None)	Minor	Major
17. Is sediment currently being discharged from the site?	(None)	Minor	Major
18. Where is sediment currently being discharged? Check all that apply: N/A	19. Other	20. Creek	21. Drain inlet
	22. Gutter	23. Drainage Outfall	24. Wetland
	25. Vernal Pool	26. Drainage swale	

Tracking Controls	Yes	No	Discharge Risk Potential		
27. Are adjacent roads and construction entrances free of sediment?	X		(None)	Minor	Major
28. Are current BMPs effectively preventing tracking of sediment?	X		(None)	Minor	Major

MOJAVE SOLAR PROJECT

CONSTRUCTION SITE STORMWATER RUNOFF CONTROL INSPECTION FORM, continued...

Wind Erosion Controls	Yes	No
29. Are wind erosion controls properly implemented?	X	
30. Are current BMPs adequately preventing wind erosion?	X	
31. Complete the Wind Erosion Violations Section. CHECK ALL THAT APPLY.	N/A	

Wind Erosion Violations			
32. Additional water needed.	N/A	33. Dust tracking out	N/A
34. Stockpile protection	N/A	35. Loading/ unloading of soil/materials	N/A
36. Airborne or tracked-out lime or cement	N/A	37. Stripped pad	N/A

Comments:

Non-Stormwater Management	Yes	No
38. Are BMPs for non-stormwater discharges properly implemented?	X	
39. Are BMPs adequate for managing non-stormwater discharges?	X	
40. Is there evidence that there has been a non-stormwater discharge?		X
41. Any non-visible pollutant sampling required?		X
42. Complete the Non-Stormwater Corrections Section. CHECK ALL THAT APPLY.	N/A	

Non-Stormwater Corrections	Yes	No	Maintenance Needed			
43. Concrete/stucco washout in place?	X		Yes		No	X
44. Paint washout in place?	N/A		Yes		No	N/A
45. Vehicle maintenance in place?	X		Yes		No	X
46. Hydrant flushing protection in place?	N/A					
47. Sampling locations noted in SWPPP?	N/A					

Comments:

Waste & Disposal Management	Yes	No
48. Are there containers for construction waste and debris?	X	
49. Is construction debris in waste containers?	X	
50. Is waste adequately covered?	X	
51. Are the current waste management BMPs adequate?	X	

Waste & Disposal Corrections	Yes	No
52. Are portable toilets located 50 ft. from drain inlets?	N/A	
53. Are portable toilets placed behind sidewalks?	N/A	
54. Does advanced water treatment meet discharge standards?	N/A	

Comments:

Materials Storage	Yes	No
55. Are materials protected from weather?	X	
56. Are materials stored away from drain inlets?	N/A	

	Yes	No
57. Are hazardous materials placed in secondary containment?	X	

Comments:

Conclusions	Yes	No
58. Site in compliance?	X	

Comments:

Acknowledgement of Inspection

arles Walker, CBO Site Inspector, Bureau Veritas

Alberto Salas Activity Manager SWPPP, Abener Teyma Mojave 01-03-14

CONSTRUCTION SITE STORMWATER RUNOFF CONTROL INSPECTION FORM

CORRECTIONS REQUIRED PRIOR TO NEXT INSPECTION?	YES	NO	N/A

PROJECT INFORMATION											INSPECTION INFORMATION				
WDID #	6	B	3	6	C	3	6	1	7	2	1	DATE: 01/09/2014		TIME: 2:30 pm	
NAME: Mojave Solar Project												PRE-STORM	POST-STORM	WEEKLY	EXTENDED STORM
ADDRESS: 42134 Harper Lake Rd, Hinkley, CA 92347												RAIN >1/2"	None	Light	Moderate	Heavy
CONTRACTOR: Abener Teyma Mojave												WIND >15mph:	None	Light	Moderate	Heavy
ON-SITE CONTACT: Alberto Salas												TEMPERATURE:	LOW 33°		HIGH 63°	

INSPECTION CHECKLIST

Stormwater Pollution Prevention Plan	Yes	No
1. Is the SWPPP binder and/or DESCP on site and accessible?	X	
2. Does the site have a WDID No.?	X	
3. Does the SWPPP address the minimum BMP requirements?	X	
4. Are amendments to the SWPPP clearly documented and dated?	X	
5. Is the current SWPPP complete?	X	
6. Does the SWPPP include a current map accurately indicating BMPs installed at the site?	X	
7. Is routine BMP inspection and maintenance documentation on file?	X	

Comments

Supplemental Form Attached? YES NO
NOTE: THE "CONSTRUCTION SITE STORMWATER RUNOFF CONTROL INSPECTION FORM" IS THE ONLY FORM IN USE FOR INSPECTIONS DOCUMENTATION FOR THIS PROJECT.

STORM ACTIVITY:
DEFICIENCIES:

Soil Stabilization Practices	Yes	No
8. Are BMPs implemented on inactive disturbed areas?	X	
9. Are implemented BMPs effectively stabilizing soil?	X	
10. Are BMP materials stockpiled and available for use?	X	
11. Has any erosion observed?		X

Comments	
Alpha West	H.T.F. PIPE INSTALLATION
Alpha East	POWER BLOCK CONSTRUCTION
Beta West	H.T.F. PIPE INSTALLATION
Beta East	POWER BLOCK CONSTRUCTION

Sediment Control Practices	Yes	No
12. Are sediment control BMPs in place and maintained?	X	
13. Are sediment BMPs placed to protect the downstream perimeter of the site?	X	
14. Are the BMPs adequately controlling sediment?	X	
15. Are the storm drain inlets protected?	N/A	

Discharge Risk Potential	
Alpha West	NONE
Alpha East	MINOR
Beta West	NONE
Beta East	MINOR

Sediment Discharges

16. Is there evidence that sediment was discharged previously from the site?	None	Minor	Major
17. Is sediment currently being discharged from the site?	None	Minor	Major

18. Where is sediment currently being discharged? Check all that apply: N/A

19. Other	20. Creek	21. Drain inlet
22. Gutter	23. Drainage Outfall	24. Wetland
25. Vernal Pool	26. Drainage swale	

Tracking Controls	Yes	No
27. Are adjacent roads and construction entrances free of sediment?	X	
28. Are current BMPs effectively preventing tracking of sediment?	X	

Discharge Risk Potential		
None	Minor	Major
None	Minor	Major

Wind Erosion Controls	Yes	No
29. Are wind erosion controls properly implemented?	X	
30. Are current BMPs adequately preventing wind erosion?	X	
31. Complete the Wind Erosion Violations Section. CHECK ALL THAT APPLY.	N/A	

Wind Erosion Violations			
32. Additional water needed.	N/A	33. Dust trackin out	N/A
34. Stockpile protection	N/A	35. Loading/ unloading of soil/materials	N/A
36. Airborne or tracked-out lime or cement	N/A	37. Stripped pad	N/A

Comments:

Non-Stormwater Management	Yes	No
38. Are BMPs for non-stormwater discharges properly implemented?	X	
39. Are BMPs adequate for managing non-stormwater discharges?	X	
40. Is there evidence that there has been a non-stormwater discharge?		X
41. Any non-visible pollutant sampling required?		X
42. Complete the Non-Stormwater Corrections Section. CHECK ALL THAT APPLY.	N/A	

Non-Stormwater Corrections	Yes	No	Maintenance Needed			
43. Concrete/stucco washout in place?	X		Yes		No	X
44. Paint washout in place?	N/A		Yes		No	N/A
45. Vehicle maintenance in place?	X		Yes		No	X
46. Hydrant flushing protection in place?	N/A					
47. Sampling locations noted in SWPPP?	N/A					

Comments:

Waste & Disposal Management	Yes	No
48. Are there containers for construction waste and debris?	X	
49. Is construction debris in waste containers?	X	
50. Is waste adequately covered?	X	
51. Are the current waste management BMPs adequate?	X	

Waste & Disposal Corrections	Yes	N
52. Are portable toilets located 50 ft. from drain inlets?	N/A	
53. Are portable toilets placed behind sidewalks?	N/A	
54. Does advanced water treatment meet discharge standards?	N/A	

Comments:

Materials Storage	Yes	No
55. Are materials protected from weather?	X	
56. Are materials stored away from drain inlets?	N/A	

	Yes	No
57. Are hazardous materials placed in secondary containment?	X	

Comments:

Conclusions	Yes	No
58. Site in compliance?	X	

Comments: REPAIRS TO STRAW WATTLES NECESSARY ON NORTH SIDE OF ALPHA EAST.

Acknowledgement of Inspection

arles Walker, CBO Site Inspector, Bureau Veritas

Alberto Salas Activity Manager SWPPP, Abener Teyma Mojave 01-09-19 ASM

CONSTRUCTION SITE STORMWATER RUNOFF CONTROL INSPECTION FORM

CORRECTIONS REQUIRED PRIOR TO NEXT INSPECTION?	YES	NO	N/A

PROJECT INFORMATION											INSPECTION INFORMATION				
WDID #	6	B	3	6	C	3	6	1	7	2	1	DATE: 01/16/2014		TIME: 2:00pm	
NAME: Mojave Solar Project												PRE-STORM	POST-STORM	WEEKLY	EXTENDED STORM
ADDRESS: 42134 Harper Lake Rd, Hinkley, CA 92347												RAIN >1/2"	None	Light	Moderate	Heavy
CONTRACTOR: Abener Teyma Mojave												WIND >15mph:	None	Light	Moderate	Heavy
ON-SITE CONTACT: Alberto Salas												TEMPERATURE:	LOW		HIGH	

INSPECTION CHECKLIST

Stormwater Pollution Prevention Plan	Yes	No
1. Is the SWPPP binder and/or DESCP on site and accessible?	X	
2. Does the site have a WDID No.?	X	
3. Does the SWPPP address the minimum BMP requirements?	X	
4. Are amendments to the SWPPP clearly documented and dated?	X	
5. Is the current SWPPP complete?	X	
6. Does the SWPPP include a current map accurately indicating BMPs installed at the site?	X	
7. Is routine BMP inspection and maintenance documentation on file?	X	

Comments

Supplemental Form Attached? YES NO
NOTE: THE "CONSTRUCTION SITE STORMWATER RUNOFF CONTROL INSPECTION FORM" IS THE ONLY FORM IN USE FOR INSPECTIONS DOCUMENTATION FOR THIS PROJECT.

STORM ACTIVITY:
DEFICIENCIES:

Soil Stabilization Practices	Yes	No
8. Are BMPs implemented on inactive disturbed areas?	X	
9. Are implemented BMPs effectively stabilizing soil?	X	
10. Are BMP materials stockpiled and available for use?	X	
11. Was any erosion observed?	~~X~~	X

Comments	
Alpha West	H.T.F. PIPE INSTALLATION
Alpha East	POWER BLOCK CONST.
Beta West	H.T.F. PIPE INSTALLATION
Beta East	POWER BLOCK CONST

Sediment Control Practices	Yes	No
12. Are sediment control BMPs in place and maintained?	X	
13. Are sediment BMPs placed to protect the downstream perimeter of the site?	X	
14. Are the BMPs adequately controlling sediment?	X	
15. Are the storm drain inlets protected?	N/A	

Discharge Risk Potential	
Alpha West	NONE
Alpha East	MINOR
Beta West	NONE
Beta East	MINOR

Sediment Discharges			
16. Is there evidence that sediment was discharged previously from the site?	None	Minor	Major
17. Is sediment currently being discharged from the site?	None	Minor	Major
18. Where is sediment currently being discharged? Check all that apply: N/A	19. Other	20. Creek	21. Drain inlet
	22. Gutter	23. Drainage Outfall	24. Wetland
	25. Vernal Pool	26. Drainage swale	

Tracking Controls	Yes	No
27. Are adjacent roads and construction entrances free of sediment?	X	
28. Are current BMPs effectively preventing tracking of sediment?	X	

Discharge Risk Potential		
None	Minor	Major
None	Minor	Major

Wind Erosion Controls	Yes	No	Wind Erosion Violations			
29. Are wind erosion controls properly implemented?	X		32. Additional water needed.	N/A	33. Dust tracking out	N/A
30. Are current BMPs adequately preventing wind erosion?	X					
31. Complete the Wind Erosion Violations Section. CHECK ALL THAT APPLY.	N/A		34. Stockpile protection	N/A	35. Loading/ unloading of soil/materials	N/A
			36. Airborne or tracked-out lime or cement	N/A	37. Stripped pad	N/A

Comments:

Non-Stormwater Management	Yes	No	Non-Stormwater Corrections	Yes	No	Maintenance Needed			
38. Are BMPs for non-stormwater discharges properly implemented?	X		43. Concrete/stucco washout in place?	X		Yes		No	X
39. Are BMPs adequate for managing non-stormwater discharges?	X		44. Paint washout in place?	N/A		Yes		No	N/A
40. Is there evidence that there has been a non-stormwater discharge?		X	45. Vehicle maintenance in place?	X		Yes		No	X
41. Any non-visible pollutant sampling required?		X	46. Hydrant flushing protection in place?	N/A					
42. Complete the Non-Stormwater Corrections Section. CHECK ALL THAT APPLY.	N/A		47. Sampling locations noted in SWPPP?	N/A					

Comments:

Waste & Disposal Management	Yes	No	Waste & Disposal Corrections	Yes	No
48. Are there containers for construction waste and debris?	X		52. Are portable toilets located 50 ft. from drain inlets?	N/A	
49. Is construction debris in waste containers?	X		53. Are portable toilets placed behind sidewalks?	N/A	
50. Is waste adequately covered?	X		54. Does advanced water treatment meet discharge standards?	N/A	
51. Are the current waste management BMPs adequate?	X				

Comments:

Materials Storage	Yes	No		Yes	No
55. Are materials protected from weather?	X		57. Are hazardous materials placed in secondary containment?	X	
56. Are materials stored away from drain inlets?	N/A				

Comments:

Conclusions	Yes	No	
58. Site in compliance?	X		

Comments:

Acknowledgement of Inspection

arles Walker, CBO Site Inspector, Bureau Veritas

Alberto Salas Activity Manager SWPPP, Abener Teyma Mojave ASM 01/12/14

CONSTRUCTION SITE STORMWATER RUNOFF CONTROL INSPECTION FORM

CORRECTIONS REQUIRED PRIOR TO NEXT INSPECTION?	YES	NO	N/A

PROJECT INFORMATION											INSPECTION INFORMATION				
WDID #	6	B	3	6	C	3	6	1	7	2	1	DATE: 01/23/2014		TIME: 2:30 PM	
NAME: Mojave Solar Project												PRE-STORM	POST-STORM	WEEKLY	EXTENDED STORM
ADDRESS: 42134 Harper Lake Rd, Hinkley, CA 92347												RAIN >1/2"	None	Light	Moderate / Heavy
CONTRACTOR: Abener Teyma Mojave												WIND >15mph:	None	Light	Moderate / Heavy
ON-SITE CONTACT: Alberto Salas												TEMPERATURE:	LOW 36°	HIGH 66°	

INSPECTION CHECKLIST

Stormwater Pollution Prevention Plan	Yes	No
1. Is the SWPPP binder and/or DESCP on site and accessible?	X	
2. Does the site have a WDID No.?	X	
3. Does the SWPPP address the minimum BMP requirements?	X	
4. Are amendments to the SWPPP clearly documented and dated?	X	
5. Is the current SWPPP complete?	X	
6. Does the SWPPP include a current map accurately indicating BMPs installed at the site?	X	
7. Is routine BMP inspection and maintenance documentation on file?	X	

Comments

Supplemental Form Attached? YES (NO)
NOTE: THE "CONSTRUCTION SITE STORMWATER RUNOFF CONTROL INSPECTION FORM" IS THE ONLY FORM IN USE FOR INSPECTIONS DOCUMENTATION FOR THIS PROJECT.

STORM ACTIVITY:
DEFICIENCIES: N/A

Soil Stabilization Practices	Yes	No
8. Are BMPs implemented on inactive disturbed areas?	X	
9. Are implemented BMPs effectively stabilizing soil?	X	
10. Are BMP materials stockpiled and available for use?	X	
11. Was any erosion observed?		X

Comments	
Alpha West	H.T.F. PIPE INSTALLATION
Alpha East	POWER BLOCK CONST
Beta West	H.T.F. PIPE INSTALLATION
Beta East	POWER BLOCK CONST

Sediment Control Practices	Yes	No
12. Are sediment control BMPs in place and maintained?	X	
13. Are sediment BMPs placed to protect the downstream perimeter of the site?	X	
14. Are the BMPs adequately controlling sediment?	X	
15. Are the storm drain inlets protected?	N/A	

Discharge Risk Potential	
Alpha West	NONE
Alpha East	MINOR
Beta West	NONE
Beta East	MINOR

Sediment Discharges			
16. Is there evidence that sediment was discharged previously from the site?	(None)	Minor	Major
17. Is sediment currently being discharged from the site?	(None)	Minor	Major
18. Where is sediment currently being discharged? Check all that apply: N/A	19. Other	20. Creek	21. Drain inlet
	22. Gutter	23. Drainage Outfall	24. Wetland
	25. Vernal Pool	26. Drainage swale	

Tracking Controls	Yes	No
27. Are adjacent roads and construction entrances free of sediment?	X	
28. Are current BMPs effectively preventing tracking of sediment?	X	

Discharge Risk Potential		
(None)	Minor	Major
(None)	Minor	Major

MOJAVE SOLAR PROJECT
CONSTRUCTION SITE STORMWATER RUNOFF CONTROL INSPECTION FORM, continued...

Wind Erosion Controls	Yes	No
29. Are wind erosion controls properly implemented?	X	
30. Are current BMPs adequately preventing wind erosion?	X	

Wind Erosion Violations			
32. Additional water needed.	N/A	33. Dust trackin out	N/A
34. Stockpile protection	N/A	35. Loading/ unloading of soil/materials	N/A
36. Airborne or tracked-out lime or cement	N/A	37. Stripped pad	N/A

31. Complete the Wind Erosion Violations Section. CHECK ALL THAT APPLY.

Comments:

Non-Stormwater Management	Yes	No
38. Are BMPs for non-stormwater discharges properly implemented?	X	
39. Are BMPs adequate for managing non-stormwater discharges?	X	
40. Is there evidence that there has been a non-stormwater discharge?		X
41. Any non-visible pollutant sampling required?		X
42. Complete the Non-Stormwater Corrections Section. CHECK ALL THAT APPLY.	N/A	

Non-Stormwater Corrections	Yes	No	Maintenance Needed			
43. Concrete/stucco washout in place?	X		Yes		No	X
44. Paint washout in place?	N/A		Yes		No	N/A
45. Vehicle maintenance in place?	X		Yes		No	X
46. Hydrant flushing protection in place?	N/A					
47. Sampling locations noted in SWPPP?	N/A					

Comments:

Waste & Disposal Management	Yes	No
48. Are there containers for construction waste and debris?	X	
49. Is construction debris in waste containers?	X	
50. Is waste adequately covered?	X	
51. Are the current waste management BMPs adequate?	X	

Waste & Disposal Corrections	Yes	N
52. Are portable toilets located 50 ft. from drain inlets?	N/A	
53. Are portable toilets placed behind sidewalks?	N/A	
54. Does advanced water treatment meet discharge standards?	N/A	

Comments:

Materials Storage	Yes	No
55. Are materials protected from weather?	X	
56. Are materials stored away from drain inlets?	N/A	

	Yes	No
57. Are hazardous materials placed in secondary containment?	X	

Comments:

Conclusions	Yes	No
58. Site in compliance?	X	

Comments:

Acknowledgement of Inspection

arles Walker, CBO Site Inspector, Bureau Veritas

Alberto Salas, Activity Manager SWPPP, Abener Teyma Mojave

CONSTRUCTION SITE STORMWATER RUNOFF CONTROL INSPECTION FORM

CORRECTIONS REQUIRED PRIOR TO NEXT INSPECTION?	YES	NO	N/A

PROJECT INFORMATION											INSPECTION INFORMATION				
WDID #	6	B	3	6	C	3	6	1	7	2	1	DATE: 01/30/2014		TIME:	
NAME: Mojave Solar Project												PRE-STORM	POST-STORM	WEEKLY	EXTENDED STORM
ADDRESS: 42134 Harper Lake Rd, Hinkley, CA 92347												RAIN >1/2"	None	Light	Moderate	Heavy
CONTRACTOR: Abener Teyma Mojave												WIND >15mph:	None	Light	Moderate	Heavy
ON-SITE CONTACT: Alberto Salas												TEMPERATURE:	LOW		HIGH	

INSPECTION CHECKLIST

Stormwater Pollution Prevention Plan	Yes	No
1. Is the SWPPP binder and/or DESCP on site and accessible?	X	
2. Does the site have a WDID No.?	X	
3. Does the SWPPP address the minimum BMP requirements?	X	
4. Are amendments to the SWPPP clearly documented and dated?	X	
5. Is the current SWPPP complete?	X	
6. Does the SWPPP include a current map accurately indicating BMPs installed at the site?	X	
7. Is routine BMP inspection and maintenance documentation on file?	X	

Comments

Supplemental Form Attached? YES (NO)
NOTE: THE "CONSTRUCTION SITE STORMWATER RUNOFF CONTROL INSPECTION FORM" IS THE ONLY FORM IN USE FOR INSPECTIONS DOCUMENTATION FOR THIS PROJECT.

STORM ACTIVITY:
DEFICIENCIES: N/A

Soil Stabilization Practices	Yes	No
8. Are BMPs implemented on inactive disturbed areas?	X	
9. Are implemented BMPs effectively stabilizing soil?	X	
10. Are BMP materials stockpiled and available for use?	X	
11. Was any erosion observed?		X

Comments	
Alpha West	H.T.F. PIPE INSTALLATION
Alpha East	POWER BLOCK CONST.
Beta West	H.T.F. PIPE INSTALLATION
Beta East	POWER BLOCK CONST

Sediment Control Practices	Yes	No
12. Are sediment control BMPs in place and maintained?	X	
13. Are sediment BMPs placed to protect the downstream perimeter of the site?	X	
14. Are the BMPs adequately controlling sediment?	X	
15. Are the storm drain inlets protected?	N/A	

Discharge Risk Potential	
Alpha West	NONE
Alpha East	MINOR
Beta West	NONE
Beta East	MINOR

Sediment Discharges			
16. Is there evidence that sediment was discharged previously from the site?	(None)	Minor	Major
17. Is sediment currently being discharged from the site?	(None)	Minor	Major
18. Where is sediment currently being discharged? Check all that apply: N/A	19. Other	20. Creek	21. Drain inlet
	22. Gutter	23. Drainage Outfall	24. Wetland
	25. Vernal Pool	26. Drainage swale	

Tracking Controls	Yes	No
27. Are adjacent roads and construction entrances free of sediment?	X	
28. Are current BMPs effectively preventing tracking of sediment?	X	

Discharge Risk Potential		
(None)	Minor	Major
(None)	Minor	Major

Wind Erosion Controls	Yes	No
29. Are wind erosion controls properly implemented?	X	
30. Are current BMPs adequately preventing wind erosion?	X	

Wind Erosion Violations			
31. Complete the Wind Erosion Violations Section. CHECK ALL THAT APPLY.	32. Additional water needed.	N/A	33. Dust tracking out N/A
	34. Stockpile protection	N/A	35. Loading/ unloading of soil/materials N/A
	36. Airborne or tracked-out lime or cement	N/A	37. Stripped pad N/A

Comments:

Non-Stormwater Management	Yes	No
38. Are BMPs for non-stormwater discharges properly implemented?	X	
39. Are BMPs adequate for managing non-stormwater discharges?	X	
40. Is there evidence that there has been a non-stormwater discharge?		X
41. Any non-visible pollutant sampling required?		X
42. Complete the Non-Stormwater Corrections Section. CHECK ALL THAT APPLY.	N/A	

Non-Stormwater Corrections	Yes	No	Maintenance Needed
43. Concrete/stucco washout in place?	X		Yes / No X
44. Paint washout in place?	N/A		Yes / No N/A
45. Vehicle maintenance in place?	X		Yes / No X
46. Hydrant flushing protection in place?	N/A		
47. Sampling locations noted in SWPPP?	N/A		

Comments:

Waste & Disposal Management	Yes	No
48. Are there containers for construction waste and debris?	X	
49. Is construction debris in waste containers?	X	
50. Is waste adequately covered?	X	
51. Are the current waste management BMPs adequate?	X	

Waste & Disposal Corrections	Yes	No
52. Are portable toilets located 50 ft. from drain inlets?	N/A	
53. Are portable toilets placed behind sidewalks?	N/A	
54. Does advanced water treatment meet discharge standards?	N/A	

Comments:

Materials Storage	Yes	No
55. Are materials protected from weather?	X	
56. Are materials stored away from drain inlets?	N/A	

	Yes	No
57. Are hazardous materials placed in secondary containment?	X	

Comments:

Conclusions	Yes	No
58. Site in compliance?	X	

Comments:

Acknowledgement of Inspection

arles Walker, CBO Site Inspector, Bureau Veritas

Alberto Salas Activity Manager SWPPP, Abener Teyma Mojave

"Dennis, Christopher@Energy"
01/31/2014 02:02 PM

Send To	"Steven.Pochmara@abeinsaepc.abengoa.com" <Steven.Pochmara@abeinsaepc.abengoa.com>
cc	"holmes.bassette@solar.abengoa.com" <holmes.bassette@solar.abengoa.com>, "Rundquist, Dale@Energy" <Dale.Rundquist@energy.ca.gov>, "Marshall, Paul@Energy" <Paul.Marshall@energy.ca.gov>
bcc	
Subject	Mojave Solar - Beta Well 1

History: This memo has been replied and forwarded

Hi Steven, it would be ok to use Beta well 1 as a temporary construction water supply well until the wellhead is connected at Beta well 3. Then, in accordance with the permit from San Bernardino County, Beta well 1 must be converted into a monitoring well and Beta well 2 abandoned by July 31, 2014 before use of Beta well 4 begins.

Thanks,
Chris

Christopher Dennis, PG, CHG
Engineering Geologist
California Energy Commission
1516 Ninth Street, MS 46
Sacramento, CA 95814
(916) 654-4399 wk
christopher.dennis@energy.ca.gov

"Rundquist, Dale@Energy"
01/14/2014 08:47 AM

Send To	"Steven.Pochmara@abeinsaepc.abengoa.com" <Steven.Pochmara@abeinsaepc.abengoa.com>, "Dennis, Christopher@Energy" <Christopher.Dennis@energy.ca.gov>
cc	"pablo.schenone@abeinsaepc.abengoa.com" <pablo.schenone@abeinsaepc.abengoa.com>, "angel.pimentel@abeinsaepc.abengoa.com" <angel.pimentel@abeinsaepc.abengoa.com>, "diego.rodriguez@abeinsaepc.abengoa.com" <diego.rodriguez@abeinsaepc.abengoa.com>,
bcc	
Subject	RE: SWAT2-05-00

Hi Steven,
Thank you for the submittal.
Staff has received all the information necessary.
This submittal has been reviewed and approved by staff.
Thank you,
Dale R.

From: Steven.Pochmara@abeinsaepc.abengoa.com [mailto:Steven.Pochmara@abeinsaepc.abengoa.com]

Sent: Thursday, January 09, 2014 6:49 PM
To: Rundquist, Dale@Energy; Rundquist, Dale@Energy; Dennis, Christopher@Energy
Cc: pablo.schenone@abeinsaepc.abengoa.com; angel.pimentel@abeinsaepc.abengoa.com; diego.rodriguez@abeinsaepc.abengoa.com; mercedes.macias@abeinsaepc.abengoa.com; kristine.yates@abeinsaepc.abengoa.com; lbruno@abeinsaepc.abengoa.com; enrique.valades@abeinsaepc.abengoa.com; Frederick.Redell@solar.abengoa.com; nicholas.potrovitza@solar.abengoa.com; holmes.bassette@solar.abengoa.com; vernon.leeming@abeinsaepc.abengoa.com
Subject: SWAT2-05-00

Good Afternoon Dale/Chris,

Please find attached SWAT2-05-00, revision 3, work plan for the installation of additional monitoring wells at the evaporation ponds, for your review and approval. A comment response letter is also included.

Regards,

Steven Pochmara - Permit Manager

ABEINSA EPC
13911 Park Avenue, Suite 208
Victorville, CA 92392
Cell: +14802871419
Steven.Pochmara@teyma.abengoa.com
www.teyma.com
Eco-Tip: Printing e-mails is usually a waste.

**********Internet Email Confidentiality Footer**********

This email and any files transmitted with it are confidential and intended solely for the use of the organization or individual to whom they are addressed. It is expressly forbidden to retransmit or copy email and/or this attached files without our permission. If you are not the addressee indicated in this message (or responsible for delivery of the message to such person), you may not copy or deliver this message to anyone. In such case, you should destroy this message and kindly notify the sender by reply email. Please advise immediately if you or your employer does not consent to Internet email for messages of this kind. Opinions, conclusions and other information in this message that do not relate to the official business of my firm shall be understood as neither given nor endorsed by it.

****** Confidencialidad de Correo electr?nico de Internet ******

Este correo electr?nico y cualquier archivo transmitido con el, es confidencial y destinado exclusivamente para el empleo de la organizaci?n o el individuo a quien esta dirigido. Esta expresamente prohibido su reenvio o copia del correo electr?nico y/o de los archivos anexados sin permiso del remitente. El contenido esta protegido seg?n la regulaci?n sobre la Protecci?n de Datos e Informaci?n Personal. Si usted no es el destinatario indicado en este mensaje (o responsable de la entrega del mensaje a tal persona), no puede copiar, reenviar o entregar este mensaje. En tal caso, usted debe destruir este mensaje y notificar al remitente por el correo electr?nico de respuesta. Puede notificar igualmente si no desea recibir correos electr?nicos de esta clase. Las opiniones, conclusiones y otra informaci?n en este mensaje que no se relaciona con la actividad de la compa??a ni ser?n entendidas como autorizadas por ?sta.

JANUARY, 2014

Totalizer Reading – BETA #3

Date	Pump Operator	Pump on	Pump off	Gallons	
1/1/2014	Day off			0	
1/2/2014	Jorge H	213440	214086	64,600	
1/3/2014	Jorge H	214086	214678	59,200	
1/4/2014	Jorge H	214678	214780	10,200	
1/5/2014	OFF				
1/6/2014	Jorge H	214780	215635.5	85,550	
1/7/2014	Jorge H	215635.5	216644	100,850	
1/8/2014	Jorge H	216644	217286	62,200	
1/9/2014	Jorge H	217286	217849.5	56,350	
1/10/2014	Jorge H	217849.5	218509	65,950	
1/11/2014	Jorge	218509	218839.5	33,050	537,950
1/12/2014		Day OFF			
1/13/2014	Jorge H	218839.5	219797	95,750	
1/14/2014	Jorge H	219797	220781	98,400	
1/15/2014	Jorge H	220781	221474	69,300 lb	
1/16/2014	Jorge H	221474	222076	60,200	
1/17/2014	Jorge H	222076	222706	63,000	924,600
1/18/2014		OFF			
1/19/2014		OFF			
1/20/2014	Jorge H	222706	223372	66,600	
1/21/2014	Jorge H	223372	224464	109,200	
1/22/2014	Jorge H	224464	225239	77,500	
1/23/2014	Jorge H	225239	226424	118,500 lb	
1/24/2014	Jorge H	226424	227553	112,900	1,409,300
1/25/2014		OFF			
1/26/2014		OFF			
1/27/2014	Jorge H	227553	228784	123,100	
1/28/2014	Jorge H	228784	229718	93,400	
1/29/2014	Jorge H	229718	230696	97,800	
1/30/2014	Jorge H	230696	231591	89,500	
1/31/2014	Jorge H	231591	232704	63,300	
	TOTAL		0	1,876,400 gal	

ABEINSA EPC

Vernon Leeming
12/16/2013 09:33 AM

Send To	"Ballesteros, Jessica" <Jessica.Ballesteros@dph.sbcounty.gov>
cc	"'andrea.mencarelli@abeinsaepc.abengoa.com'" <andrea.mencarelli@abeinsaepc.abengoa.com>, "'santiago.romeromarcos@abeinsaepc.abengoa.com'" <santiago.romeromarcos@abeinsaepc.abengoa.com>, "'Steven.Pochmara@abeinsaepc.abengoa.com'" <Steven.Pochmara@abeinsaepc.abengoa.com>
bcc	
Subject	RE: Perc Test and Plot Plan EHS REF# 12-54473

Jessica:

Attached please find the revised plans for the Onsite Waste Water Disposal Systems for the Mojave Solar Apha and Beta Sites including an explanation regarding the use of a pump.

https://drive.google.com/folderview?id=0B6wCt4kZT5x_OGs3VzhKMlUwUXc&usp=sharing

002 Justification for Using Pumps in the Septic System in the Alpha and Beta Power Plant Sites.pdf

The original email bounced back so I am sending you a Link.

Regards

Vernon Leeming -
Civil Engineering E.I.T.
Permitting

ABEINSA EPC
13911 Park Avenue, Suite 208 Victorville, California 92392
Cell: 661-754-6542 (BB)
vernon.leeming@abeinsaepc.abengoa.com

Eco-Tip: Printing e-mails is usually a waste.

Vernon Leeming	Jessica: Attached please find the revised plans for the Onsite Waste Wat...	12/16/2013 09:09:19 AM

ABEINSA EPC

Vernon Leeming
12/16/2013 09:09 AM

Send To:	"Ballesteros, Jessica" <Jessica.Ballesteros@dph.sbcounty.gov>
cc:	"'andrea.mencarelli@abeinsaepc.abengoa.com'" <andrea.mencarelli@abeinsaepc.abengoa.com>, "'santiago.romeromarcos@abeinsaepc.abengoa.com'" <santiago.romeromarcos@abeinsaepc.abengoa.com>, "'Steven.Pochmara@abeinsaepc.abengoa.com'" <Steven.Pochmara@abeinsaepc.abengoa.com>

Subject: RE: Perc Test and Plot Plan EHS REF# 12-54473

Jessica:

Attached please find the revised plans for the Onsite Waste Water Disposal Systems for the Mojave Solar Apha and Beta Sites including an explanation regarding the use of a pump.

[attachment "Construction Plans - Onsite Waste Water Disposal Systems.zip" deleted by Vernon Leeming/AbeinsaEPC/Abengoa]

Regards

Vernon Leeming -
Civil Engineering E.I.T.
Permitting

ABEINSA EPC
13911 Park Avenue, Suite 208 Victorville, California 92392
Cell: 661-754-6542 (BB)
vernon.leeming@abeinsaepc.abengoa.com

Eco-Tip: Printing e-mails is usually a waste.

"Ballesteros, Jessica"	Vernon, The design of the septic system is changing due to the proposal...	11/26/2013 09:15:14 AM

Mojave Solar Plant 2x140MW

General

Milestones

Common

Certificate Milestones

General

Activity ID	Activity Description	Orig Dur	Early Start	Early Finish	Target 1 Early Start	Target 1 Early Finish	% Comp	Target 1 % Comp	Budgeted Quantity
1HITHPG002	Start foundation of Solar Field	0	07SEP11A		07SEP11A		100	100	0.00
1HITHPG007	25% of earth movement on Evaporation Ponds	0	01DEC11A		01DEC11A		100	100	0.00
1HITHPG001	Advance Payment	0	07MAR12A		07MAR12A		100	100	0.00
1HITHPG003	Start foundation of Factory Building	0	23MAR12A		23MAR12A		100	100	0.00
1HITHPG004	15% of Total Length of Wind Fence Installed	0	23MAR12A		23MAR12A		100	100	0.00
1HITHPG005	25% of drill work performed on Water Wells	0	23MAR12A		23MAR12A		100	100	0.00
1HITHPG006	Start of Water Treatment Tank installation	0	04JUN12A		04JUN12A		100	100	0.00
1HITHPG008	25% of work performed on Steam Gen foundation	0	13JUN12A		13JUN12A		100	100	0.00
1HITHPG014	Start erection of field fab HTF Over-flow Tanks	0	16JUL12A		16JUL12A		100	100	0.00
1HITHPG011	90% of earthmoving complete in Solar Field	0		16JUL12A		16JUL12A	100	100	0.00
1HITHPG010	Start assembly of parabolic troughs	0	23JUL12A		23JUL12A		100	100	0.00
1HITHPG009	First Factory ready to assemble troughs	0		23JUL12A		23JUL12A	100	100	0.00
1HITHPG013	End Foundation & Basin for Cooling Water Tower	0		31AUG12A		31AUG12A	100	100	0.00
1HITHPG012	Start Foundation installation 230kv Sub-station	0	17SEP12A		17SEP12A		100	100	0.00
1HITHPG016	On site delivery of Main Transformers	0		24OCT12A		24OCT12A	100	100	0.00
1HITHPG015	25% of Parabolic Troughs assembled	0	13DEC12A		13DEC12A		100	100	0.00
1HITHPG018	25% of work performed on Turbine Gen Foundation	0	14DEC12A		14DEC12A		100	100	0.00
1HITHPG017	50% of Parabolic Troughs assembled	0	11MAR13A		11MAR13A		100	100	0.00
1HITHPG020	On site delivery of Steam Generator (Alpha)	0		30APR13A		30APR13A	100	100	0.00
1HITHPG022	On site delivery of Steam Generator (Beta)	0		03MAY13A		03MAY13A	100	100	0.00
1HITHPG021	75% of Parabolic Troughs Assembled	0	05JUN13A		05JUN13A		100	100	0.00
1HITHPG025	End assembly of 203kv Substation	0		15JUL13A		15JUL13A	100	100	0.00
1HITHPG023	100% of Parabolic Troughs assembled	0		13AUG13A		25SEP13A	100	100	0.00
1HITHPG019	On site delivery of one Steam Turbine	0		30AUG13A		30AUG13A	100	100	0.00
1HITHPG024	Start energizing process	0	14NOV13A		14NOV13A		100	100	0.00
1HITHPG026	Start Filling of HTF Oil (Alfa)	0	04MAR14		04MAR14		0	0	0.00
1HITHPG027	Start Filling of HTF Oil (Beta)	0	04MAR14		04MAR14		0	0	0.00
1HITHPG028	Provisional Completion	0		07JUL14		07JUL14	0	0	0.00

Customer Milestones

EPC Contract

1HITHCS05	Ecological rehabilitation Desert Tortoise (ASI)	0	10DEC10A		10DEC10A		100	100	0.00
1HITHCS30	Data for design of Interconnection 230kV LT(ASI)	0	07NOV11A		07NOV11A		100	100	0.00
1HITHCS40	Intercon. Water Valley S/S work author. (ASI)	0	15JUN12A		15JUN12A		100	100	0.00
1HITHCS20	Availability of energy 12 kV construction (ASI)	0	27JUL12A		27JUL12A		100	100	0.00
1HITHCS50	Interc NG RMS work authorization (ASI)	0	01MAR13A		01MAR13A		100	100	0.00
1HITHCS43	Water Valley S/S Ready for Comm. Test (ASI)	0	31MAY13A		31MAY13A		100	100	0.00
1HITHCS55	Availability of Natural Gas (ASI)	0	01OCT13A		01OCT13A		100	100	0.00
1HITHCS45	Availability of 230 kV Energy (ASI)	0	09OCT13A		09OCT13A		100	100	0.00
1HITHCS70	Availability Truck Cleaning PTC (ASI)	0		19MAR14		19MAR14	0	0	0.00

Power Purchase Agreement (PPA)

1HITHCP15	Final Design Complete	0		30APR10A		30APR10A	100	100	0.00
1HITHCP25	CEC Certificate to Construct and Operate Issued	0	08SEP10A		08SEP10A		100	100	0.00

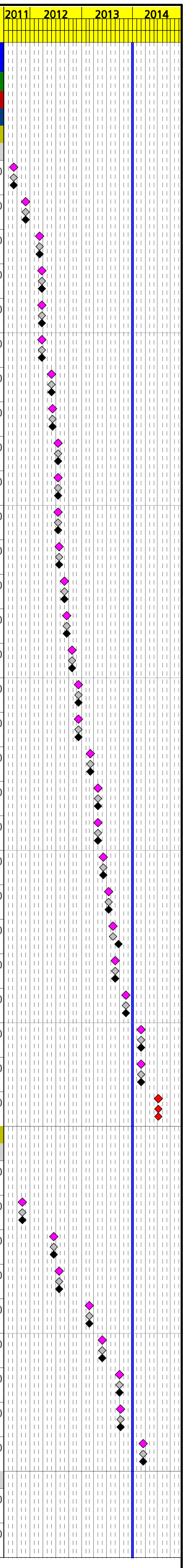

Early Bar
Previous Month
Target 0
Progress Bar
Critical Activity

© Primavera Systems, Inc.

Start Date 01OCT10
Finish Date 01FEB18
Data Date 01JAN14

M028

Abener Teyma Mojave Sheet 1 of 36
Mojave Solar Plant 2x140MW
All activities but Removed ones

Date	Revision	Checked	Approved
29FEB12	Target 0 Issued. Initial Payment 03.07.12. 28 M	SON	RSM

Activity ID	Activity Description	Orig Dur	Early Start	Early Finish	Target 1 Early Start	Target 1 Early Finish	% Comp	Target 1 % Comp	Budgeted Quantity
1HITHCP35	Signed LGIA	0	18NOV10A		18NOV10A		100	100	0.00
1HITHCP45	DOE (FLG) Construction Start Date	0	07SEP11A		07SEP11A		100	100	0.00
1HITHCP30	Approval of the Power Purchase Agreement	0	28NOV11A		28NOV11A		100	100	0.00
1HITHCP55	Notice of Orders Placed for Major Equipment	0		27FEB12A		27FEB12A	100	100	0.00
1HITHCP65	Obtain First Funding Necessary to Construct	0	07MAR12A		07MAR12A		100	100	0.00
1HITHCP75	Guaranteed Construction Start Date	0	08MAR12A		08MAR12A		100	100	0.00
1HITHCP80	Electrical Interconnection Complete	0		14NOV13A		14NOV13A	100	100	0.00
1HITHCP83	Network Upgrade Completion Date (Spec Prot Sys)	0		31MAR14		31MAR14	0	0	0.00
1HITHCP85	Guaranteed Commercial Operation Date	0	21NOV14		21NOV14		0	0	0.00
1HITHCP95	Completion of Network Upgrades (LGIA)	0		01FEB18*		01FEB18*	0	0	0.00
General									
Common									
Procurement									
Civil									
1GENCOC05	P.O. Earthworks	40	01SEP11A	02DEC11A	01SEP11A	02DEC11A	100	100	144.00
1GENCOC25	Agreement with CW suppliers	40	05MAR12A	30MAY12A	05MAR12A	30MAY12A	100	100	3.00
1GENCOC45	Purchase Order Auxiliary Structures	50	03OCT12A	13NOV13A	03OCT12A	13NOV13A	100	100	6.00
Mechanical									
1GENCOM65	P.O. Non HTF Pumps	45	23AUG11A	10MAY12A	23AUG11A	10MAY12A	100	100	19.00
1GENCOM85	P.O. Condensate & Receiver Pumps	40	07SEP11A	17MAY12A	07SEP11A	17MAY12A	100	100	3.00
1GENCOM35	P.O. HTF Pumps	40	26SEP11A	17MAY12A	26SEP11A	17MAY12A	100	100	29.00
1GENCOM30	P.O. Field Assembly Water Tanks	40	11OCT11A	01MAR12A	11OCT11A	01MAR12A	100	100	26.00
1GENCOM75	P.O. Small Pumps	40	10AUG12A	30NOV12A	10AUG12A	30NOV12A	100	100	1.00
1GENCOM20	P.O. Thermal Insulation	27	12MAR13A	31DEC13A	12MAR13A	16DEC13A	100	100	86.00
1GENCOM50	P.O. HTF Piping & Chem. Cleaning, and Steam Blow	43	11SEP13A	31JAN14	11SEP13A	20JAN14	65	81	7.00
1GENCOM40	P.O. HTF Insulation Issued	0	07OCT13A		07OCT13A		100	100	0.00
Engineering									
Basic Engineering									
1GENIGB10	Extended Basic Engineering	93	01OCT10A	14DEC12A	01OCT10A	14DEC12A	100	100	955.00
1GENIGB20	Quantitative Risk Analysis	45	02MAY12A	23JUL12A	02MAY12A	23JUL12A	100	100	31.00
Manufacturing & Supply									
Civil									
1GENFBC25	Manuf & Supply Secondary Structures	94	01MAY13A	26DEC13A	01MAY13A	14JAN14	100	97	58.00
Mechanical									
1GENFBM45	Manuf. & Supply Water Pumps	146	03DEC12A	30AUG13A	03DEC12A	30AUG13A	100	100	15.00
1GENFBM55	1st delivery of Water Pumps	0	10JUN13A		10JUN13A		100	100	0.00
1GENFBM15	Manuf. & Supply Thermal Insulation PB	119	25SEP13A	09APR14	25SEP13A	09APR14	62	49	394.00
1GENFBM25	Reception First PB Thermal Insulation Material	0	23OCT13A		23OCT13A		100	100	0.00
Commissioning & Start Up									
General									
1GENPEG33	Spare Parts List sent to the Client	0	24FEB14		24FEB14		0	0	0.00
1GENPEG63	Training Operation & Maintenance Staff	80	03MAR14	23JUN14	03MAR14	23JUN14	0	0	27.00
1GENPEG23	Communication of Planned Performance Test	0	18MAR14		18MAR14		0	0	0.00
Detail Engineering									
Common									
Procurement									
Detailed Engineering									
1IGDCOD60	P.O. Detail Engineering	30	05OCT11A	20JAN12A	05OCT11A	20JAN12A	100	100	33.00
Engineering									
Civil									
1IGDIGC40	Solar Field Supports Drawings Issued for Manufac	20	04APR12A	28DEC12A	04APR12A	28DEC12A	100	100	143.00
1IGDIGC60	Civil Works Design for Solar Field	40	10APR12A	07AUG13A	10APR12A	07AUG13A	100	100	125.00
1IGDIGC10	Underground Infrastructure drawings IfC	80	18APR12A	26JUN13A	18APR12A	26JUN13A	100	100	217.00
1IGDIGC20	Civil Works Design of PB	135	18APR12A	17DEC13A	18APR12A	10DEC13A	100	100	227.00
1IGDIGC50	PB Supports Drawings Issued for Manufacture	20	30APR12A	24JUL13A	30APR12A	24JUL13A	100	100	474.00

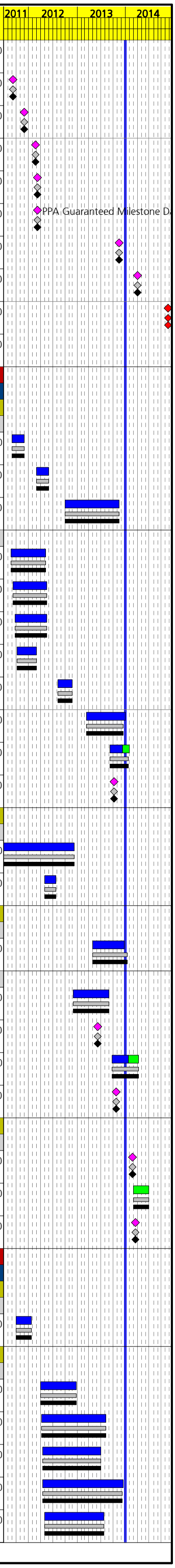

Activity ID	Activity Description	Orig Dur	Early Start	Early Finish	Target 1 Early Start	Target 1 Early Finish	% Comp	Target 1 % Comp	Budgeted Quantity
1IGDIGC70	Civil Works Design of PB Piping	40	18JUN12A	25SEP13A	18JUN12A	25SEP13A	100	100	227.00
1IGDIGC80	Main Header Supports Issued for Manufacture	0	24AUG12A		24AUG12A		100	100	0.00
1IGDIGC85	HTF Area Supports Isssued for Manufacture	0	21JUN13A		21JUN13A		100	100	0.00
1IGDIGC90	Utilities Area Supports Isssued for Manufacture	0	24JUL13A		24JUL13A		100	100	0.00
1IGDIGC95	Steam Area Supports Isssued for Manufacture	0	24JUL13A		24JUL13A		100	100	0.00
Mechanical									
1IGDIGM10	3D Model	140	16FEB12A	27JUN13A	16FEB12A	27JUN13A	100	100	382.00
1IGDIGM15	Stress Calculation	90	29FEB12A	27JUN13A	29FEB12A	27JUN13A	100	100	153.00
1IGDIGM25	Datasheets for Solar Field Valves	40	01MAR12A	31OCT12A	01MAR12A	31OCT12A	100	100	83.00
1IGDIGM40	Solar Field Bill of Materials for Purchase	10	01MAR12A	28DEC12A	01MAR12A	28DEC12A	100	100	83.00
1IGDIGM55	PB Bill of Material issued for Purchase	10	11APR12A	10JAN13A	11APR12A	10JAN13A	100	100	191.00
1IGDIGM45	Solar Field Isometrics Issued for Construction	20	16APR12A	28DEC12A	16APR12A	28DEC12A	100	100	83.00
1IGDIGM20	Purchase Spec. Mechanical Assembly Solar Field	21	01MAY12A	25JUL12A	01MAY12A	25JUL12A	100	100	23.00
1IGDIGM35	Datasheets for PB Valves	40	18JUN12A	07DEC12A	18JUN12A	07DEC12A	100	100	153.00
1IGDIGM50	PB Isometrics Issued for Construction	32	20JUN12A	27AUG13A	20JUN12A	27AUG13A	100	100	191.00
1IGDIGM30	Purchase Spec.Mechanical Assembly PB	32	01AUG12A	25OCT12A	01AUG12A	25OCT12A	100	100	38.00
1IGDIGM60	Issue of Rack Mechanical Assembly Purch. Spec.	0		22AUG12A		22AUG12A	100	100	0.00
1IGDIGM65	HTF PSV's in Power Block Datasheets Issued	0	30NOV12A		30NOV12A		100	100	0.00
1IGDIGM80	HTF Area Isometrics Issued for Construction Alph	0	21JUN13A		21JUN13A		100	100	0.00
1IGDIGM85	HTF Area Isometrics Issued for Construction Beta	0	21JUN13A		21JUN13A		100	100	0.00
1IGDIGM70	Steam Area Isometrics Issue for Construction	0	29JUL13A		29JUL13A		100	100	0.00
1IGDIGM75	Utilities Area Isometrics Issued for Const.	0	27AUG13A		27AUG13A		100	100	0.00
Electrical									
1IGDIGE40	Solar Field Electrical and I&C Cables list IfPur	30	13FEB12A	26APR12A	13FEB12A	26APR12A	100	100	113.00
1IGDIGE05	Purchase Specification for Electrical Assembly	30	01MAR12A	18MAR13A	01MAR12A	18MAR13A	100	100	76.00
1IGDIGE30	Solar Field Electrical and I&C Drawings IfC	90	01MAR12A	18SEP12A	01MAR12A	18SEP12A	100	100	113.00
1IGDIGE160	PB Electrical Drawings Issued for Construction	90	26MAR12A	30AUG13A	26MAR12A	30AUG13A	100	100	343.00
1IGDIGE50	PB Electrical Cable List for Purchase	30	14MAY12A	28FEB13A	14MAY12A	28FEB13A	100	100	343.00
Instrumentation & Control									
1IGDIGI80	Datasheets for Solar Field Instrumentation	40	29FEB12A	01AUG12A	29FEB12A	01AUG12A	100	100	15.00
1IGDIGI70	Datasheets for PB Instrumentation	40	21MAY12A	29MAR13A	21MAY12A	29MAR13A	100	100	38.00
1IGDIGI15	Purchase Specification for I&C Assembly	22	21AUG12A	05FEB13A	21AUG12A	05FEB13A	100	100	8.00
1IGDIGI180	PB I&C Drawings Issued for Construction	61	10SEP12A	23JUL13A	10SEP12A	23JUL13A	100	100	103.00
1IGDIGI90	PB Control Cable List for Purchase	49	15OCT12A	15APR13A	15OCT12A	15APR13A	100	100	102.00
Legalization									
1IGDIGL70	PB Electrical Drawings IFC BV approval	40	01MAR13A	26DEC13A	01MAR13A	16DEC13A	100	100	0.00
Collector Temporary Assembly Building (TAB)									
Common									
Procurement									
Mechanical									
1NMCCOM30	P.O. Temporary Assembly Building	40	16MAY11A	02DEC11A	16MAY11A	02DEC11A	100	100	23.00
1NMCCOM20	P.O. Assembly Line & Structure Installation	40	26DEC11A	21AUG12A	26DEC11A	21AUG12A	100	100	3.00
Engineering									
Civil									
1NMCIGC40	Temporary Assembly Building Engineering	20	05DEC11A	23FEB12A	05DEC11A	23FEB12A	100	100	155.00
Manufacturing & Supply									
Mechanical									
1NMCFBM10	Manufacture & Supply PTC Assembly Line Material	30	27FEB12A	14JUN12A	27FEB12A	14JUN12A	100	100	208.00
1NMCFBM20	Manufacture & Supply TAB Structure	50	27FEB12A	16MAY12A	27FEB12A	16MAY12A	100	100	209.00
1NMCFBM30	Manufacture & Supply TAB Bridge Crane	60	27FEB12A	28JUN12A	27FEB12A	28JUN12A	100	100	16.00
Construction									
Civil									
1NMCCNC10	Temporary Assembly Building Foundations	45	14MAR12A	27APR12A	14MAR12A	27APR12A	100	100	108.00

Activity ID	Activity Description	Orig Dur	Early Start	Early Finish	Target 1 Early Start	Target 1 Early Finish	% Comp	Target 1 % Comp	Budgeted Quantity
1NMCCNC20	Temporary Assembly Building Structure Erection	50	26APR12A	12JUL12A	26APR12A	12JUL12A	100	100	323.00
Mechanical									
1NMCCNM40	Utilities Installation in TAB	30	07MAY12A	20JUL12A	07MAY12A	20JUL12A	100	100	74.00
1NMCCNM30	PTC Assembly Line Installation	30	16MAY12A	20AUG12A	16MAY12A	20AUG12A	100	100	239.00
Urbanization									
Common									
Procurement									
Civil									
1URBCOC25	P.O. Earthworks (LNTP)	20	11JUL11A	19AUG11A	11JUL11A	19AUG11A	100	100	15.00
1URBCOC15	P.O. Earthworks (FNTP)	40	01NOV11A	02DEC11A	01NOV11A	02DEC11A	100	100	119.00
1URBCOC45	P.O. Fencing	40	01DEC11A	11MAY12A	01DEC11A	11MAY12A	100	100	22.00
1URBCOC35	P.O. Warehouses and Control Building	40	03JUL12A	01JUL13A	03JUL12A	14JAN14	100	98	34.00
1URBCOC55	P.O. of Evaporation Ponds	30	08AUG12A	14MAR13A	08AUG12A	14MAR13A	100	100	0.00
Construction									
Civil									
1URBCNC75	Channel Construction	180	22AUG11A	14SEP12A	22AUG11A	14SEP12A	100	100	300.00
1URBCNC35	Demolition	100	23SEP11A	10FEB12A	23SEP11A	10FEB12A	100	100	47.00
1URBCNC45	Vegetation Clearing	90	23SEP11A	01FEB12A	23SEP11A	01FEB12A	100	100	68.00
1URBCNC15	Removal of Asbestos & Other Haz.Materials	60	03OCT11A	03FEB12A	03OCT11A	03FEB12A	100	100	102.00
1URBCNC55	Channel Culverts	40	01MAY12A	14SEP12A	01MAY12A	14SEP12A	100	100	358.00
1URBCNC65	Barrier Fencing Construction	97	31AUG12A	14MAR13A	31AUG12A	14MAR13A	100	100	88.00
1URBCNC25	Perimeter Fencing Construction	91	27SEP12A	29MAR13A	27SEP12A	29MAR13A	100	100	88.00
Electrical									
1URBCNE25	12 kV Relocation (ASI)	50	02APR12A	27AUG12A	02APR12A	27AUG12A	100	100	0.00
Alpha									
Construction									
Civil									
1URBCNC15A	Earthworks Alpha	196	22AUG11A	18JUL12A	22AUG11A	18JUL12A	100	100	644.00
1URBCNC75A	Solar Field Drainage Alpha	70	26SEP11A	18JUL12A	26SEP11A	18JUL12A	100	100	119.00
1URBCNC20A	Block of Power Terrain Preparation Alpha	20	11OCT11A	18NOV11A	11OCT11A	18NOV11A	100	100	14.00
1URBCNC05A	Wind Fence Construction Alpha	120	06FEB12A	09NOV12A	06FEB12A	09NOV12A	100	100	182.00
1URBCNC65A	Solar Field Roads Alpha	45	01JUN12A	18JUL12A	01JUN12A	18JUL12A	100	100	202.00
1URBCNC45A	1st Layer Asphalt in Roads Alpha	20	30OCT12A	30OCT12A	30OCT12A	30OCT12A	100	100	63.00
1URBCNC10A	Screen Fencing Construction Alpha	50	03DEC12A	28FEB13A	03DEC12A	28FEB13A	100	100	116.00
1URBCNC35A	Finish Empty Areas in PB Alpha	1	06FEB13A	29APR14			15	0	0.00
1URBCNC33A	Evaporation Ponds (No Earthmovement) Alpha	50	28MAR13A	28JAN14	28MAR13A	28JAN14	99	100	268.00
1URBCNC90A	Warehouse Foundation Alpha	20	01JUL13A	16JUL13A	26FEB14	12MAR14	100	0	2.00
1URBCNC95A	Warehouse Building Erection Alpha	70	16JUL13A	07MAY14	13MAR14	07MAY14	98	0	7.00
1URBCNC85A	Septic Tank Alpha	20	05FEB14	04MAR14	05FEB14	04MAR14	0	0	22.00
Beta									
Construction									
Civil									
1URBCNC15B	Earthworks Beta	205	01NOV11A	24JUL12A	01NOV11A	24JUL12A	100	100	969.00
1URBCNC75B	Solar Field Drainage Beta	70	01DEC11A	24JUL12A	01DEC11A	24JUL12A	100	100	119.00
1URBCNC20B	Block of Power Terrain Preparation Beta	20	02DEC11A	15FEB12A	02DEC11A	15FEB12A	100	100	14.00
1URBCNC65B	Solar Field Roads Beta	45	01JUN12A	24JUL12A	01JUN12A	24JUL12A	100	100	202.00
1URBCNC45B	1st Layer Asphalt in Roads Beta	60	29AUG12A	30OCT12A	29AUG12A	30OCT12A	100	100	63.00
1URBCNC05B	Wind Fence Construction Beta	50	01OCT12A	03APR13A	01OCT12A	03APR13A	100	100	182.00
1URBCNC10B	Screen Fencing Construction Beta	50	28NOV12A	13MAR13A	28NOV12A	13MAR13A	100	100	116.00
1URBCNC33B	Evaporation Ponds (No Earthmovement) Beta	68	01APR13A	28JAN14	01APR13A	28JAN14	99	100	268.00
1URBCNC90B	Warehouse Foundation Beta	20	01JUL13A	16JUL13A	26FEB14	12MAR14	100	0	2.00
1URBCNC95B	Warehouse Building Erection Beta	70	16JUL13A	07MAY14	13MAR14	07MAY14	98	0	7.00
1URBCNC25B	Finish Empty Areas in PB Beta	80	01AUG13A	29APR14	06FEB14	29APR14	15	0	21.00

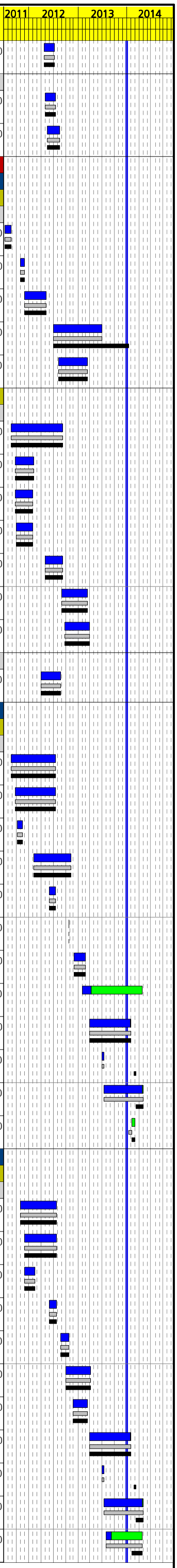

Activity ID	Activity Description	Orig Dur	Early Start	Early Finish	Target 1 Early Start	Target 1 Early Finish	% Comp	Target 1 % Comp	Budgeted Quantity
1URBCNC85B	Septic Tank Beta	20	05FEB14	04MAR14	05FEB14	04MAR14	0	0	22.00
Plant Electrical Interconnection									
Common									
Procurement									
Electrical									
1PEVCOE15	P.O. 242kV Line to Substations	40	05JUL11A	17MAY12A	05JUL11A	17MAY12A	100	100	13.00
1PEVCOE85	P.O. Temporary Construction Power	40	13OCT11A	21JUN12A	13OCT11A	21JUN12A	100	100	2.00
Manufacturing & Supply									
Electrical									
1PEVFBE95	Manufacture&Supply Temporary Construction Power	75	31OCT11A	08OCT12A	31OCT11A	08OCT12A	100	100	17.00
1PEVFBE22	Manufacture & Supply 242kV Line	120	21MAY12A	30APR13A	21MAY12A	30APR13A	100	100	117.00
Construction									
Civil									
1PEVCNC75	Grading & Drainage Sandlot Substation	50	01MAR12A	01MAY12A	01MAR12A	01MAY12A	100	100	4.00
1PEVCNC95	Civil Works for Temporary Substation	30	18APR12A	25MAY12A	18APR12A	25MAY12A	100	100	1.00
1PEVCNC85	Civil Works 242kV Line	54	19MAR13A	30APR13A	19MAR13A	30APR13A	100	100	60.00
Electrical									
1PEVCNE105	Installation Temporary Construction Power	15	01JUN12A	25OCT12A	01JUN12A	25OCT12A	100	100	55.00
1PEVCNE125	Sandlot Substation Installation (ASI)	139	20JUL12A	19FEB13A	20JUL12A	19FEB13A	100	100	0.00
1PEVCNE10	242kV Line Installation	55	20MAR13A	12JUL13A	20MAR13A	12JUL13A	100	100	294.00
Commissioning & Start Up									
Electrical									
1PEVPEE115	Start-Up Temporary Construction Power	10	01OCT12A	31MAY13A	01OCT12A	31MAY13A	100	100	7.00
1PEVPEE135	Sandlot Substation Commissioning (ASI)	20	07JUN13A	29JUL13A	07JUN13A	29JUL13A	100	100	0.00
1PEVPEE10	242kV Line Commissioning	3	01AUG13A	07NOV13A	01AUG13A	07NOV13A	100	100	48.00
Solar Field									
Parabolic Trough Collectors									
Common									
Procurement									
Civil									
2CCPCOC30	P.O. PTC Foundations	40	06JUN11A	15NOV11A	06JUN11A	15NOV11A	100	100	103.00
2CCPCOC70	P.O. Prefab Solar Field Electrical Buildings	28	31AUG12A	21FEB13A	31AUG12A	21FEB13A	100	100	1.00
Mechanical									
2CCPCOM05	P.O. PTC Structure Material	40	03OCT11A	27APR12A	03OCT11A	27APR12A	100	100	333.00
2CCPCOM10	P.O. PTC Mirrors	40	01NOV11A	21MAR12A	01NOV11A	21MAR12A	100	100	227.00
2CCPCOM11	P.O. Absorber Tubes	30	01NOV11A	09MAR12A	01NOV11A	09MAR12A	100	100	221.00
2CCPCOM20	P.O. Hydraulical Units	40	09DEC11A	04APR12A	09DEC11A	04APR12A	100	100	30.00
Electrical									
2CCPCOE14	P.O. Electrical equipment for SF Buildings	40	03JAN12A	05MAR13A	03JAN12A	05MAR13A	100	100	2.00
2CCPCOE20	P.O. Electrical and I&C Cable for Solar Field	25	17APR12A	04SEP12A	17APR12A	04SEP12A	100	100	19.00
2CCPCOE04	P.O. Electrical Installation of Solar Field	35	01JUN12A	18SEP12A	01JUN12A	18SEP12A	100	100	23.00
2CCPCOE60	P.O. Grounding Cable for PTC's	30	09AUG12A	04OCT12A	09AUG12A	04OCT12A	100	100	6.00
Instrumentation & Control									
2CCPCOI15	P.O. Optics Fiber for Solar Field	25	17APR12A	04SEP12A	17APR12A	04SEP12A	100	100	1.00
2CCPCOI60	P.O. PTC Instruments	30	24JUL12A	28NOV12A	24JUL12A	28NOV12A	100	100	12.00
2CCPCOI02	P.O. Solar Field I&C Installation	40	21JAN13A	16MAY13A	21JAN13A	16MAY13A	100	100	15.00
Manufacturing & Supply									
Civil									
2CCPFBC80	Prefabrication SF Electrical Buildings	100	22FEB13A	31OCT13A	22FEB13A	31OCT13A	100	100	4.00
Mechanical									
2CCPFBM10	Manufacture & Supply Absorber Tubes	350	12MAR12A	29MAR13A	12MAR12A	29MAR13A	100	100	2,522.00
2CCPFBM05	Manufacture & Supply PTC Mirrors	310	22MAR12A	27MAY13A	22MAR12A	27MAY13A	100	100	5,036.00
2CCPFBM15	Manufacture & Supply Hydraulical Units	256	05APR12A	28MAR13A	05APR12A	28MAR13A	100	100	657.00
2CCPFBM02	Manufacture & Supply of PTC Structures	238	30APR12A	28FEB13A	30APR12A	28FEB13A	100	100	7,367.00
2CCPFBM26	1st Delivery of PTC Structures	0	01JUN12A		01JUN12A		100	100	0.00
2CCPFBM11	1st Delivery of Absorber Tubes	0	18JUN12A		18JUN12A		100	100	0.00
2CCPFBM35	1st Delivery of PTC Mirrors	0	21JUN12A		21JUN12A		100	100	0.00

Activity ID	Activity Description	Orig Dur	Early Start	Early Finish	Target 1 Early Start	Target 1 Early Finish	% Comp	Target 1 % Comp	Budgeted Quantity
2CCPFBM48	Finish PTC Materials Supply	0		27MAY13A		27MAY13A	100	100	0.00
Electrical									
2CCPFBE10	Manufacture&Supply SF Electrical and I&C Cable	30	05SEP12A	26NOV12A	05SEP12A	26NOV12A	100	100	483.00
2CCPFBE50	Manufacture & Supply of PTC Grounding Cable	69	05SEP12A	26NOV12A	05SEP12A	26NOV12A	100	100	130.00
2CCPFBE33	Manuf. & Supply Electrical equipment SF	121	13MAR13A	30AUG13A	13MAR13A	31DEC13A	100	100	40.00
Instrumentation & Control									
2CCPFBI43	Manuf. & Supply+FAT L-3 Control Cabinets for PTC	241	02MAY12A	17JUL13A	02MAY12A	17JUL13A	100	100	160.00
2CCPFBI53	Manuf. & Supply+FAT L-2 Control Cabinets SF	121	02MAY12A	19APR13A	02MAY12A	19APR13A	100	100	4.00
2CCPFBI20	Manufacture & Supply PTC Instruments	110	04SEP12A	25MAR13A	04SEP12A	25MAR13A	100	100	145.00
2CCPFBI25	Manufacture&Supply Optics Fiber for Solar Field	40	05SEP12A	26NOV12A	05SEP12A	26NOV12A	100	100	28.00
2CCPFBI63	1st Delivery of L3 Control Cabinets	0	27FEB13A		27FEB13A		100	100	0.00
Construction									
Mechanical									
2CCPCNM35	Assembly & Installation of Inner Pylons	212	17JUL12A	09AUG13A	17JUL12A	09AUG13A	100	100	293.00
2CCPCNM45	Assembly & Installation of Drive Pylons	212	17JUL12A	09AUG13A	17JUL12A	09AUG13A	100	100	73.00
2CCPCNM03	PTC Assembly & Installation on SF	255	24JUL12A	13AUG13A	24JUL12A	13AUG13A	100	100	3,333.00
2CCPCNM10	Absorber Tubes Installation	143	07DEC12A	28AUG13A	07DEC12A	28AUG13A	100	100	2,752.00
Alpha									
Construction									
Civil									
2CCPCNC25A	PTC Interior Foundations Construction Alpha	160	07SEP11A	31OCT12A	07SEP11A	31OCT12A	100	100	1,599.00
2CCPCNC30A	PTC Perimetral Foundations Construction Alpha	60	30NOV11A	31OCT12A	30NOV11A	31OCT12A	100	100	210.00
2CCPCNC15A	Foundation SF Electrical Prefab Buildings Alpha	45	26AUG13A	31OCT13A	26AUG13A	31OCT13A	100	100	4.00
2CCPCNC45A	SF Electrical Prefab Building Installation Alpha	20	07OCT13A	31OCT13A		31OCT13A	100	100	1.00
Electrical									
2CCPCNE70A	PTC Ground Electrical Cable Installation Alpha	80	07JAN13A	30JUL13A	07JAN13A	15JAN14	100	98	475.00
2CCPCNE95A	PTC Electrical Cable Installation Alpha	96	07JAN13A	18JUN13A	07JAN13A	18JUN13A	100	100	859.00
2CCPCNE15A	Secondary Electr. Equipment Installation SF Alph	110	10JUL13A	17JAN14	10JUL13A	17JAN14	85	67	51.00
Instrumentation & Control									
2CCPCNI30A	Optics Fiber Installation to L-3 Cabinets Alpha	96	07JAN13A	20JUN13A	07JAN13A	20JUN13A	100	100	117.00
2CCPCNI05A	PTC Instrument & Cable Installation Alpha	100	24JUN13A	31OCT13A	24JUN13A	31OCT13A	100	100	187.00
2CCPCNI15A	PTC L-3 Control Panels Installation Alpha	100	24JUN13A	30AUG13A	24JUN13A	30AUG13A	100	100	275.00
2CCPCNI25A	L-2 Control Cabinets Installation in SF Alpha	20	01AUG13A	29AUG13A	02SEP13A	13FEB14	100	70	7.00
Commissioning & Start Up									
Mechanical									
2CCPPEM05A	Calibration of PTC Alpha	60	01AUG13A	03APR14	18DEC13A	13MAR14	15	15	520.00
Beta									
Construction									
Civil									
2CCPCNC30B	PTC Perimetral Foundations Construction Beta	60	13FEB12A	29NOV12A	13FEB12A	29NOV12A	100	100	210.00
2CCPCNC25B	PTC Interior Foundations Construction Beta	150	14FEB12A	21NOV12A	14FEB12A	21NOV12A	100	100	1,599.00
2CCPCNC15B	Foundation SF Electrical Prefab Buildings Beta	45	26AUG13A	23OCT13A	26AUG13A	23OCT13A	100	100	4.00
2CCPCNC45B	SF Electrical Prefab Building Installation Beta	30	07OCT13A	11NOV13A	07OCT13A	11NOV13A	100	100	1.00
Mechanical									
2CCPCNM50B	Start of PTC Assembly & Installation on Beta	0	19NOV12A		19NOV12A		100	100	0.00
Electrical									
2CCPCNE70B	PTC Ground Electrical Cable Installation Beta	90	19DEC12A	30JUL13A	19DEC12A	15JAN14	100	98	475.00
2CCPCNE95B	PTC Electrical Cable Installation Beta	86	19DEC12A	18JUN13A	19DEC12A	18JUN13A	100	100	817.00
2CCPCNE15B	Secondary Electr. Equipment Installation SF Beta	110	10JUL13A	17JAN14	10JUL13A	17JAN14	85	74	51.00
Instrumentation & Control									
2CCPCNI30B	Optics Fiber Installation L-3 Cabinets Beta	86	19DEC12A	21JUN13A	19DEC12A	21JUN13A	100	100	110.00
2CCPCNI05B	PTC Instrument & Cable Installation Beta	100	10JUL13A	23OCT13A	10JUL13A	23OCT13A	100	100	196.00
2CCPCNI15B	PTC L-3 Control Panels Installation Beta	100	15JUL13A	23OCT13A	15JUL13A	31OCT13A	100	100	275.00
2CCPCNI25B	L-2 Control Cabinets Installation in SF Beta	20	01AUG13A	30AUG13A	02SEP13A	13FEB14	100	70	7.00

Activity ID	Activity Description	Orig Dur	Early Start	Early Finish	Target 1 Early Start	Target 1 Early Finish	% Comp	Target 1 % Comp	Budgeted Quantity
Commissioning & Start Up									
Mechanical									
2CCPPEM05B	Calibration of PTC Beta	60	01AUG13A	03APR14	18DEC13A	13MAR14	15	15	520.00
Thermal Fluid Piping									
Common									
Procurement									
Civil									
2TUACOC45	P.O. Piping Foundations in Solar Field	30	09JUL12A	21DEC12A	09JUL12A	21DEC12A	100	100	9.00
2TUACOC55	P.O. of HTF Main Header Sleepers Issued	0	26OCT12A		26OCT12A		100	100	0.00
Mechanical									
2TUACOM30	Purchase Order Flex Hoses	40	01MAR12A	23AUG12A	01MAR12A	23AUG12A	100	100	15.00
2TUACOM05	P.O. Pipes & Accessories for Solar Field	30	27APR12A	28FEB13A	27APR12A	28FEB13A	100	100	33.00
2TUACOM45	P.O. Manual and Check Valves for HTF Loops	30	06JUL12A	29NOV12A	06JUL12A	29NOV12A	100	100	16.00
2TUACOM15	P.O. Mechanical Assembly of HTF Piping in SF	40	01AUG12A	30NOV12A	01AUG12A	30NOV12A	100	100	95.00
2TUACOM50	Purchase of HTF Header Supports	30	15AUG12A	14NOV12A	15AUG12A	14NOV12A	100	100	0.00
2TUACOM40	Purchase Order for HTF Supports in Solar Field	30	04SEP12A	27FEB13A	04SEP12A	27FEB13A	100	100	5.00
2TUACOM75	P.O. Check Valves HTF Loops	30	24SEP12A	29NOV12A	24SEP12A	29NOV12A	100	100	2.00
2TUACOM25	P.O. PTC Loops Pressure Tests	40	01AUG13A	14JAN14	01AUG13A	31DEC13A	50	100	0.00
Instrumentation & Control									
2TUACOI60	P.O. Valves for Loops	30	01MAR12A	29NOV12A	01MAR12A	29NOV12A	100	100	4.00
Manufacturing & Supply									
Mechanical									
2TUAFBM45	Manufacture & Supply Flex Hoses	174	29MAY12A	30APR13A	29MAY12A	30APR13A	100	100	339.00
2TUAFBM15	Manufact&Supply Pipe&Accesories HTF Solar Field	152	13SEP12A	25MAR13A	13SEP12A	25MAR13A	100	100	724.00
2TUAFBM35	Manufacture & Supply HTF Pipe Supports in SF	135	15NOV12A	31JUL13A	15NOV12A	20DEC13A	100	100	107.00
2TUAFBM55	1st Delivery of Flex Hoses	0	21NOV12A		21NOV12A		100	100	0.00
2TUAFBM43	Manufacture&Supply Manual Valves HTF SF	129	30NOV12A	31JUL13A	30NOV12A	31JUL13A	100	100	359.00
2TUAFBM63	Manufacture & Supply Check Valves HTF Loops	113	30NOV12A	13FEB13A	30NOV12A	13FEB13A	100	100	35.00
2TUAFBM60	Manuf & Supply HTF Piping Insulation Solar Field	88	01AUG13A	21JAN14	01AUG13A	14FEB14	94	84	272.00
Instrumentation & Control									
2TUAFBI50	Manufacture & Supply HTF Loops Balance Valves	115	30NOV12A	31JUL13A	30NOV12A	31JUL13A	100	100	79.00
Alpha									
Construction									
Civil									
2TUACNC05A	Piping Foundations HTF Solar Field Alpha	90	29OCT12A	15JUL13A	29OCT12A	15JUL13A	100	100	157.00
Mechanical									
2TUACNM05A	Workshop&on Site Main Header Assembly Alpha	130	28JAN13A	10JAN14	28JAN13A	03JAN14	99	100	464.00
2TUACNM25A	Workshop & on Site Articulated Piping Ass. Alpha	110	15APR13A	07FEB14	15APR13A	28FEB14	98	95	509.00
2TUACNM30A	Workshop & on Site Loops Closing Ass. Alpha	110	15APR13A	07FEB14	15APR13A	28FEB14	98	95	292.00
2TUACNM40A	Loops blowing (cleaning) Alpha	60	02SEP13A	07FEB14	02SEP13A	28FEB14	98	94	28.00
2TUACNM90A	HTF Collector Pipe Hydraulic Test Alpha	50	25OCT13A	20FEB14	25OCT13A	20FEB14	19	41	24.00
2TUACNM20A	Insulation Assembly in HTF Piping on SF Alpha	90	29NOV13A	09APR14	29NOV13A	09APR14	15	10	353.00
2TUACNM45A	PTC Loops Pressure Test Alpha	40	16DEC13A	12MAR14	16JAN14	12MAR14	5	0	72.00
2TUACNM35A	Main Header Drying Alpha	40	03JAN14	27FEB14	23DEC13A	27FEB14	0	13	6.00
Instrumentation & Control									
2TUACNI15A	Instrument Installation in HTF Loops SF Alpha	65	03JUN13A	29NOV13A	03JUN13A	29NOV13A	100	100	473.00
Commissioning & Start Up									
Instrumentation & Control									
2TUAPEI10A	Signal Test of HTF Piping Alpha	30	07FEB14	20MAR14	03MAR14*	11APR14	0	0	11.00
Beta									
Construction									
Civil									
2TUACNC05B	Piping Foundations HTF Solar Field Beta	70	28NOV12A	17JUL13A	28NOV12A	17JUL13A	100	100	143.00
Mechanical									
2TUACNM05B	Workshop&on Site Main Header Assembly Beta	110	28JAN13A	10JAN14	28JAN13A	03JAN14	99	100	464.00
2TUACNM25B	Workshop & on Site Articulated Piping Ass. Beta	110	15APR13A	07FEB14	15APR13A	28FEB14	98	95	509.00
2TUACNM30B	Workshop & on Site Loops Closing Ass. Beta	110	15APR13A	07FEB14	15APR13A	28FEB14	98	95	292.00

Activity ID	Activity Description	Orig Dur	Early Start	Early Finish	Target 1 Early Start	Target 1 Early Finish	% Comp	Target 1 % Comp	Budgeted Quantity
2TUACNM40B	Loops blowing (cleaning) Beta	60	02SEP13A	07FEB14	02SEP13A	28FEB14	98	94	28.00
2TUACNM90B	HTF Collector Pipe Hydraulic Test Beta	50	18OCT13A	20FEB14	18OCT13A	20FEB14	24	40	24.00
2TUACNM20B	Insulation Assembly in HTF Piping on SF Beta	90	29NOV13A	09APR14	29NOV13A	09APR14	10	10	357.00
2TUACNM45B	PTC Loops Pressure Test Beta	40	16DEC13A	12MAR14	16JAN14	12MAR14	5	0	72.00
2TUACNM35B	Main Header Drying Beta	28	21JAN14	27FEB14	21JAN14	27FEB14	0	0	6.00
Commissioning & Start Up									
Instrumentation & Control									
2TUAPEI10B	Signal Test of HTF Piping Beta	30	07FEB14	20MAR14	03MAR14	11APR14	0	0	11.00
Meteorological Station									
Common									
Procurement									
Instrumentation & Control									
2ESMCOI20	P.O. Meteorological Stations	50	15AUG12A	29NOV12A	15AUG12A	29NOV12A	100	100	2.00
Manufacturing & Supply									
Instrumentation & Control									
2ESMFBI30	Manufacture & Supply of Meteorological Stations	88	30NOV12A	31JAN14	30NOV12A	15JAN14	99	98	15.00
Alpha									
Construction									
Civil									
2ESMCNC15A	Civil Works of Meteorological Stations Alpha	25	12DEC13A	30DEC13A	08JAN14	11FEB14	100	0	17.00
Instrumentation & Control									
2ESMCNI05A	Meteorological Stations Installation Alpha	30	28FEB14	10APR14	12FEB14	25MAR14	0	0	23.00
Commissioning & Start Up									
Instrumentation & Control									
2ESMPEI10A	Cold Commissioning Meterelogical Stations Alpha	15	11APR14	01MAY14	26MAR14	15APR14	0	0	3.00
Beta									
Construction									
Civil									
2ESMCNC15B	Civil Works of Meteorological Stations Beta	25	12DEC13A	30DEC13A	08JAN14	11FEB14	100	0	14.00
Instrumentation & Control									
2ESMCNI05B	Meteorological Stations Installation Beta	30	28FEB14	10APR14	12FEB14	25MAR14	0	0	23.00
Commissioning & Start Up									
Instrumentation & Control									
2ESMPEI10B	Cold Commissioning Meteorological Stations Beta	15	11APR14	01MAY14	26MAR14	15APR14	0	0	3.00
Block of Power									
Thermal Fluid Storage Area									
Common									
Procurement									
Mechanical									
3ALMCOM15	P.O. HTF Expansion Tanks	40	10AUG11A	15JUN12A	10AUG11A	15JUN12A	100	100	21.00
3ALMCOM20	P.O. HTF Scrubbers	30	15NOV11A	30NOV12A	15NOV11A	30NOV12A	100	100	1.00
3ALMCOM45	P.O. Heat Transfer Fluid (HTF)	30	12DEC11A	30MAR12A	12DEC11A	30MAR12A	100	100	121.00
3ALMCOM10	P.O. HTF Cooler and Ullage Exchanger	30	05MAR12A	02NOV12A	05MAR12A	02NOV12A	100	100	4.00
3ALMCOM85	P.O. HTF Filters in PB	40	04JUN12A	18DEC12A	04JUN12A	18DEC12A	100	100	1.00
3ALMCOM60	P.O. HTF Valves for Power Block	40	09JUL12A	29NOV12A	09JUL12A	29NOV12A	100	100	15.00
3ALMCOM50	P.Order Mechanical Assembly HTF	37	20DEC12A	29MAR13A	20DEC12A	29MAR13A	100	100	26.00
3ALMCOM52	P.O. Piping Support HTF in PB	30	27DEC12A	25MAR13A	27DEC12A	25MAR13A	100	100	4.00
3ALMCOM70	P.O. HTF PSV's in Power Block Issued	0	27MAR13A		27MAR13A		100	100	0.00
Instrumentation & Control									
3ALMCOI70	P.O. HTF Pneumatic Valves in Power Block Issued	0		14DEC12A		14DEC12A	100	100	0.00
Engineering									
Civil									
3ALMIGC10	Data Forms & Loads Overflow Tanks	0	27APR12A		27APR12A		100	100	0.00
3ALMIGC20	Civil Design Overflow Tanks	33	01MAY12A	22JUN12A	01MAY12A	22JUN12A	100	100	13.00
Manufacturing & Supply									
Mechanical									
3ALMFBM40	Manufacture & Supply of HTF (to Logistic Area)	295	12JUL12A	01NOV13A	12JUL12A	01NOV13A	100	100	2,681.00
3ALMFBM15	M&S HTF Cooler and Ullage Exchanger	106	05NOV12A	17JUL13A	05NOV12A	17JUL13A	100	100	122.00
3ALMFBM60	Manufacture & Supply of HTF Manual&Check Valves	129	30NOV12A	14FEB14	30NOV12A	16DEC13A	99	100	236.00
3ALMFBM25	M&S HTF Overflow&Ullage Scrubbers	96	03DEC12A	27MAY13A	03DEC12A	27MAY13A	100	100	61.00
3ALMFBM70	Manuf. & Supply HTF Safety Valves	162	14MAR13A	15JAN14	14MAR13A	13DEC13A	98	100	23.00



Activity ID	Activity Description	Orig Dur	Early Start	Early Finish	Target 1 Early Start	Target 1 Early Finish	% Comp	Target 1 % Comp	Budgeted Quantity
3ALMFBM30	Manufacture & Supply HTF Piping&Accessories	51	20MAR13A	15APR13A	20MAR13A	15APR13A	100	100	1,002.00
3ALMFBM50	Manufacture & Supply HTF Supports in PB	75	22MAR13A	29JAN14	22MAR13A	30DEC13A	92	100	0.00
3ALMFBM35	Delivery 1st set of HTF Cooler & Ull. Exchanger	0	03JUL13A		03JUL13A		100	100	0.00
3ALMFBM80	First Delivery of HTF Supports	0	30JUL13A		30JUL13A		100	100	0.00
Electrical									
3ALMFBE30	Heat Tracing Manufacture & Supply	52	30AUG13A	31JAN14	30AUG13A	31JAN14	87	80	21.00
3ALMFBE40	First Delivery of Heat Tracing	0	03JAN14		03JAN14		0	0	0.00
Instrumentation & Control									
3ALMFBI50	Manuf. & Supply HTF Pneumatic Valves	110	17DEC12A	09JAN14	17DEC12A	16DEC13A	99	100	52.00
3ALMFBI25	Manufacture & Supply of HTF Instruments	80	01MAR13A	19DEC13A	01MAR13A	10JAN14	100	97	112.00
Alpha									
Manufacturing & Supply									
Mechanical									
3ALMFBM15A	Manufacture & Supply Filling Pumps Alpha	180	01JUN12A	12FEB13A	01JUN12A	12FEB13A	100	100	27.00
3ALMFBM20A	Manufacture & Supply Expansion Tanks Alpha	184	18JUN12A	02JUL13A	18JUN12A	02JUL13A	100	100	205.00
Construction									
Civil									
3ALMCNC05A	Overflow Tanks Foundation Alpha	30	12JUL12A	17AUG12A	12JUL12A	17AUG12A	100	100	6.00
3ALMCNC15A	Expansion Tanks Foundation Alpha	20	26MAR13A	29MAY13A	26MAR13A	29MAY13A	100	100	32.00
3ALMCNC45A	HTF Slab Construction Alpha	50	26MAR13A	15AUG13A	26MAR13A	15AUG13A	100	100	41.00
3ALMCNC35A	Filling Pumps Foundation Alpha	20	23JUL13A	16AUG13A	23JUL13A	16AUG13A	100	100	1.00
Mechanical									
3ALMCNM15A	Overflow Tanks Assembly Alpha	60	04SEP12A	30APR13A	04SEP12A	30APR13A	100	100	57.00
3ALMCNM20A	Hydraulic Test & Dry Overflow Tanks Alpha	15	10APR13A	16APR13A	10APR13A	16APR13A	100	100	12.00
3ALMCNM60A	Piping Installation in HTF tanks area Alpha	90	17APR13A	15JAN14	17APR13A	15JAN14	66	81	114.00
3ALMCNM55A	Expansion Vessles Installation Alpha	10	12JUN13A	05JUL13A	12JUN13A	05JUL13A	100	100	28.00
3ALMCNM25A	Filling Pumps Installation Alpha	10	26SEP13A	30SEP13A	08OCT13A	09OCT13A	100	100	5.00
3ALMCNM70A	Overflow Area Heat Exchanger Installation Alpha	5	14OCT13A	18OCT13A	14OCT13A	18OCT13A	100	100	1.00
3ALMCNM64A	Insulation HTF Storage Area Alpha	31	01NOV13A	21FEB14	10JAN14	21FEB14	15	0	120.00
3ALMCNM80A	Overflow&Expansion Scrubbers Installation Alpha	10	01NOV13A	15NOV13A	01NOV13A	15NOV13A	100	100	1.00
3ALMCNM74A	Hydraulic Test HTF Storage Area Piping Alpha	12	29NOV13A	21JAN14	06JAN14	21JAN14	10	0	6.00
Electrical									
3ALMCNE10A	Heat Tracing Installation HTF Storage Area Alpha	31	03JAN14	14FEB14	03JAN14	14FEB14	0	0	17.00
3ALMCNE74A	Electrical Wire &Connection HTF Storage Alpha	23	15JAN14	14FEB14	15JAN14	14FEB14	0	0	116.00
Instrumentation & Control									
3ALMCNI84A	I&C Inst&Connection HTF Storage Area Alpha	20	20JAN14	14FEB14	20JAN14	14FEB14	0	0	32.00
Commissioning & Start Up									
Mechanical									
3ALMPEM10A	Filling Pumps Commissioning Alpha	15	03FEB14	21FEB14	03FEB14	21FEB14	0	0	5.00
Electrical									
3ALMPEE20A	Heat Tracing Test&Commissioning HTF Storage Alph	5	24FEB14	28FEB14	24FEB14	28FEB14	0	0	2.00
Instrumentation & Control									
3ALMPEI10A	Signal Tests HTF Storage Alpha	20	31JAN14	27FEB14	31JAN14	27FEB14	0	0	4.00
Beta									
Manufacturing & Supply									
Mechanical									
3ALMFBM15B	Manufacture & Supply Filling Pumps Beta	180	01JUN12A	12FEB13A	01JUN12A	12FEB13A	100	100	27.00
3ALMFBM20B	Manufacture & Supply Expansion Tanks Beta	184	18JUN12A	18JUL13A	18JUN12A	18JUL13A	100	100	205.00
Construction									
Civil									
3ALMCNC05B	Overflow Tanks Foundation Beta	30	09JUL12A	17AUG12A	09JUL12A	17AUG12A	100	100	6.00
3ALMCNC15B	Expansion Tanks Foundation Beta	20	29MAR13A	31MAY13A	29MAR13A	31MAY13A	100	100	31.00
3ALMCNC45B	HTF Slab Construction Beta	50	29MAR13A	22AUG13A	29MAR13A	22AUG13A	100	100	41.00
3ALMCNC35B	Filling Pumps Foundation Beta	25	23JUL13A	23AUG13A	23JUL13A	23AUG13A	100	100	1.00
Mechanical									
3ALMCNM15B	Overflow Tanks Assembly Beta	60	04SEP12A	17APR13A	04SEP12A	17APR13A	100	100	57.00

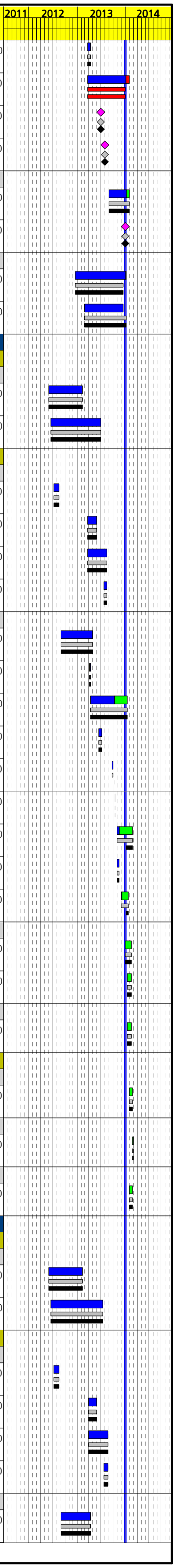

Activity ID	Activity Description	Orig Dur	Early Start	Early Finish	Target 1 Early Start	Target 1 Early Finish	% Comp	Target 1 % Comp	Budgeted Quantity
3ALMCNM60B	Piping Installation in HTF tanks area Beta	90	17APR13A	29JAN14	17APR13A	29JAN14	64	70	114.00
3ALMCNM20B	Hydraulic Test & Dry Overflow Tanks Beta	15	22APR13A	24APR13A	22APR13A	24APR13A	100	100	12.00
3ALMCNM55B	Expansion Vessels Installation Beta	10	05JUL13A	18JUL13A	05JUL13A	18JUL13A	100	100	28.00
3ALMCNM25B	Filling Pumps Installation Beta	10	26SEP13A	30SEP13A	08OCT13A	09OCT13A	100	100	5.00
3ALMCNM70B	Overflow Area Heat Exchanger Installation Beta	5	14OCT13A	18OCT13A	14OCT13A	18OCT13A	100	100	1.00
3ALMCNM80B	Overflow&Expansion Scrubber Installation Beta	10	31OCT13A	31OCT13A	31OCT13A	31OCT13A	100	100	1.00
3ALMCNM64B	Insulation HTF Storage Area Beta	31	01NOV13A	21FEB14	10JAN14	21FEB14	15	0	121.00
3ALMCNM74B	Hydraulic Test HTF Storage Area Piping Beta	20	29NOV13A	05FEB14	09JAN14	05FEB14	10	0	6.00
Electrical									
3ALMCNE10B	Heat Tracing Installation HTF Storage Area Beta	25	13JAN14	14FEB14	13JAN14	14FEB14	0	0	17.00
3ALMCNE74B	Electrical Wire &Connection HTF Storage Beta	25	15JAN14	18FEB14	15JAN14	18FEB14	0	0	104.00
Instrumentation & Control									
3ALMCNI84B	I&C Inst&Connection HTF Storage Area Beta	25	15JAN14	18FEB14	15JAN14	18FEB14	0	0	32.00
Commissioning & Start Up									
Mechanical									
3ALMPEM10B	Filling Pumps Commissioning Beta	15	05FEB14	25FEB14	05FEB14	25FEB14	0	0	5.00
Electrical									
3ALMPEE20B	Heat Tracing Commissioning HTF Storage Beta	5	24FEB14	28FEB14	24FEB14	28FEB14	0	0	2.00
Instrumentation & Control									
3ALMPEI10B	Signal Tests HTF Storage Beta	20	03FEB14	28FEB14	03FEB14	28FEB14	0	0	4.00
HTF Main System in BoP									
Common									
Procurement									
Mechanical									
3EQBCOM30	P.O. HTF Drain Filters Vessel MV-210	30	09JAN13A	21FEB13A	09JAN13A	21FEB13A	100	100	0.00
Electrical									
3EQBCOE20	P.O. HTF Electrical Equip. & Cables Inst.	40	07MAR13A	29NOV13A	07MAR13A	29NOV13A	100	100	12.00
3EQBCOE50	P.O. Heat Tracing	35	19MAR13A	29AUG13A	19MAR13A	06SEP13A	100	100	30.00
Manufacturing & Supply									
Mechanical									
3EQBFBM63	Manufacture & Supply of HTF Filters	90	19DEC12A	07NOV13A	19DEC12A	07NOV13A	100	100	10.00
3EQBFBM10	M&S HTF Drain Filters Vessels MV-210	88	22FEB13A	23AUG13A	22FEB13A	23AUG13A	100	100	0.00
Alpha									
Manufacturing & Supply									
Mechanical									
3EQBFBM10A	Manufact&Supply Main Circulation HTF Pumps Alpha	240	11APR12A	14JUN13A	11APR12A	14JUN13A	100	100	194.00
3EQBFBM20A	Manufact&Supply HTF Aux.Recirculation Pump Alpha	190	01JUN12A	12FEB13A	01JUN12A	12FEB13A	100	100	45.00
Construction									
Civil									
3EQBCNC05A	Civil Works for HTF Main Pumps Alpha	50	27MAY13A	15NOV13A	27MAY13A	15NOV13A	100	100	6.00
Mechanical									
3EQBCNM25A	Piping Installation in HTF Rack&Pumps Alpha	90	17APR13A	24FEB14	17APR13A	24FEB14	65	70	114.00
3EQBCNM80A	Equipment&Piping Insulation HTF Main System Alph	44	01NOV13A	24MAR14	22JAN14	24MAR14	5	0	120.00
3EQBCNM05A	HTF Main Circulation Pumps Installation Alpha	10	26NOV13A	29NOV13A	26NOV13A	29NOV13A	100	100	35.00
3EQBCNM50A	HTF Drain Filters Vessels MV-210 Inst. Alpha	5	27NOV13A	29NOV13A	27NOV13A	29NOV13A	100	100	0.00
3EQBCNM15A	HTF Aux. Recirculation Pump Installation Alpha	5	28NOV13A	29NOV13A	28NOV13A	29NOV13A	100	100	8.00
3EQBCNM60A	HTF Filters Installation Alpha	5	28NOV13A	08JAN14	16DEC13A	20DEC13A	10	100	1.00
3EQBCNM70A	Hydraulic Test HTF Main System Alpha	24	29JAN14	03MAR14	29JAN14	03MAR14	0	0	6.00
Electrical									
3EQBCNE25A	Heat Tracing Installation Main HTF System Alpha	40	14JAN14	10MAR14	14JAN14	10MAR14	0	0	17.00
3EQBCNE05A	Electrical Equipment & Cables Inst. HTF Alpha	30	27JAN14	07MAR14	23JAN14	05MAR14	0	0	116.00
Instrumentation & Control									
3EQBCNI05A	I&C Inst&Connection HTF PB Area Alpha	30	27JAN14	07MAR14	27JAN14	07MAR14	0	0	32.00
Commissioning & Start Up									
Mechanical									
3EQBPEM05A	HTF Main Circulation Pumps Commissioning Alpha	10	03MAR14	14MAR14	27FEB14	12MAR14	0	0	40.00
3EQBPEM25A	HTF Aux. Recirculation Pump Commissioning Alpha	10	03MAR14	14MAR14	27FEB14	12MAR14	0	0	9.00

Activity ID	Activity Description	Orig Dur	Early Start	Early Finish	Target 1 Early Start	Target 1 Early Finish	% Comp	Target 1 % Comp	Budgeted Quantity
Electrical									
3EQBPEE15A	Heat Tracing Test & Commissioning HTF PB Alpha	4	11MAR14	14MAR14	11MAR14	14MAR14	0	0	2.00
Instrumentation & Control									
3EQBPEI05A	Signal Testing for HTF Main System Alpha	20	17FEB14	14MAR14	17FEB14	14MAR14	0	0	4.00
Beta									
Manufacturing & Supply									
Mechanical									
3EQBFBM10B	Manufact.&Supply Main HTF Circulation Pumps Beta	253	11APR12A	14JUN13A	11APR12A	14JUN13A	100	100	194.00
3EQBFBM20B	Manufact&Supply HTF Aux. Recirculation Pump Beta	189	01JUN12A	12FEB13A	01JUN12A	12FEB13A	100	100	45.00
Construction									
Civil									
3EQBCNC05B	Civil Works for HTF Main Pumps Beta	50	27MAY13A	22NOV13A	27MAY13A	22NOV13A	100	100	6.00
Mechanical									
3EQBCNM25B	Piping Installation in HTF Rack&Pumps Beta	90	17APR13A	21FEB14	17APR13A	21FEB14	68	66	115.00
3EQBCNM80B	Equipment&Piping Insulation HTF Main System Beta	44	01NOV13A	21MAR14	21JAN14	21MAR14	5	0	121.00
3EQBCNM05B	HTF Main Circulation Pumps Installation Beta	10	26NOV13A	10DEC13A	26NOV13A	10DEC13A	100	100	35.00
3EQBCNM60B	HTF Filters Installation Beta	5	28NOV13A	08JAN14	24DEC13A	31DEC13A	10	100	1.00
3EQBCNM15B	HTF Aux. Recirculation Pump Installation Beta	5	17DEC13A	23DEC13A	17DEC13A	23DEC13A	100	100	8.00
3EQBCNM50B	HTF Drain Filters Vessels MV-210 Inst. Beta	5	15JAN14*	21JAN14	24DEC13A	31DEC13A	0	100	0.00
3EQBCNM70B	Hydraulic Test HTF Main System Beta	24	28JAN14	28FEB14	28JAN14	28FEB14	0	0	6.00
Electrical									
3EQBCNE25B	Heat Tracing Installation Main HTF System Beta	40	13JAN14	07MAR14	13JAN14	07MAR14	0	0	17.00
3EQBCNE05B	Electrical Equipment&Cables Installation HTF Bet	30	27JAN14	07MAR14	27JAN14	07MAR14	0	0	104.00
Instrumentation & Control									
3EQBCNI05B	I&C Inst&Connection HTF PB Area Beta	40	13JAN14	07MAR14	13JAN14	07MAR14	0	0	32.00
Commissioning & Start Up									
Mechanical									
3EQBPEM05B	HTF Main Circulation Pumps Commissioning Beta	10	03MAR14	14MAR14	03MAR14	14MAR14	0	0	40.00
3EQBPEM25B	HTF Aux. Recirculation Pump Commissioning Beta	10	03MAR14	14MAR14	03MAR14	14MAR14	0	0	9.00
Electrical									
3EQBPEE15B	Heat Tracing Test & Commissioning HTF Main Beta	3	10MAR14	12MAR14	10MAR14	12MAR14	0	0	2.00
Instrumentation & Control									
3EQBPEI05B	Signal Testing for HTF Main System Beta	20	17FEB14	14MAR14	17FEB14	14MAR14	0	0	4.00
HTF Ullage System									
Common									
Procurement									
Mechanical									
3ULLCOM15	P.O. Low Boiler Condensate Receiver Vessel	30	07MAR12A	26OCT12A	07MAR12A	26OCT12A	100	100	4.00
3ULLCOM05	P.O. Carbon Filter	30	25MAY12A	20DEC12A	25MAY12A	20DEC12A	100	100	2.00
Manufacturing & Supply									
Mechanical									
3ULLFBM05	M&S Carbon Filters	80	21DEC12A	08JUL13A	21DEC12A	08JUL13A	100	100	16.00
3ULLFBM15	Manufacture Ullage Structure	40	18JUN13A	13SEP13A	18JUN13A	13SEP13A	100	100	0.00
Alpha									
Manufacturing & Supply									
Mechanical									
3ULLFBM45A	M&S Ullage Pumps Alpha	90	01JUN12A	12FEB13A	01JUN12A	12FEB13A	100	100	8.00
3ULLFBM25A	M&S Low Boiler Condensate Receiver Vessel Alpha	115	29OCT12A	27MAR13A	29OCT12A	27MAR13A	100	100	16.00
Construction									
Civil									
3ULLCNC10A	Civil Works Ullage System Alpha	37	10JUL13A	26AUG13A	10JUL13A	26AUG13A	100	100	9.00
3ULLCNC20A	Ullage Structure Installation Alpha	45	07OCT13A	22NOV13A	07OCT13A	22NOV13A	100	100	7.00
Mechanical									
3ULLCNM40A	Ullage Piping & Accesories Installation+HT Alpha	99	25JUL13A	19FEB14	25JUL13A	06FEB14	55	61	82.00
3ULLCNM35A	Ullage Pumps Installation Alpha	5	26SEP13A	30SEP13A	01OCT13A	07OCT13A	100	100	1.00
3ULLCNM20A	Installation Ullage Exchanger Alpha	10	16OCT13A	18OCT13A	16OCT13A	18OCT13A	100	100	2.00
3ULLCNM30A	Inst. Low Boiler Conden.Receiver Vessel Alpha	5	30OCT13A	31OCT13A	30OCT13A	31OCT13A	100	100	2.00
3ULLCNM50A	Ullage Scrubber Installation Alpha	5	20NOV13A	21NOV13A	20NOV13A	21NOV13A	100	100	2.00
3ULLCNM10A	Carbon Filter Installation Alpha	5	31DEC13A	08JAN14	02JAN14	08JAN14	55	0	1.00

Activity ID	Activity Description	Orig Dur	Early Start	Early Finish	Target 1 Early Start	Target 1 Early Finish	% Comp	Target 1 % Comp	Budgeted Quantity
Electrical									
3ULLCNE10A	Electrical Installation Ullage System Alpha	20	30JAN14	26FEB14	17JAN14	13FEB14	0	0	35.00
Instrumentation & Control									
3ULLCNI20A	Ullage System I&C Installation Alpha	25	23JAN14	26FEB14	10JAN14	13FEB14	0	0	4.00
Commissioning & Start Up									
Mechanical									
3ULLPEM40A	Ullage Pumps Commissioning Alpha	10	27FEB14	12MAR14	14FEB14	27FEB14	0	0	3.00
3ULLPEM30A	Ullage System Start Up Alpha	5	13MAR14	19MAR14	28FEB14	06MAR14	0	0	28.00
Beta									
Manufacturing & Supply									
Mechanical									
3ULLFBM45B	M&S Ullage Pumps Beta	90	01JUN12A	12FEB13A	01JUN12A	12FEB13A	100	100	8.00
3ULLFBM25B	M&S Low Boiler Condensate Receiver Vessel Beta	115	29OCT12A	27MAR13A	29OCT12A	27MAR13A	100	100	16.00
Construction									
Civil									
3ULLCNC10B	Civil Works Ullage System Beta	38	23JUL13A	30AUG13A	23JUL13A	05SEP13A	100	100	9.00
3ULLCNC20B	Ullage Structure Installation Beta	45	07OCT13A	22NOV13A	07OCT13A	22NOV13A	100	100	7.00
Mechanical									
3ULLCNM40B	Ullage Piping & Accesories Installation+HT Beta	97	25JUL13A	19FEB14	25JUL13A	13FEB14	55	59	83.00
3ULLCNM35B	Ullage Pumps Installation Beta	5	26SEP13A	30SEP13A	04OCT13A	10OCT13A	100	100	2.00
3ULLCNM20B	Installation Ullage Exchanger Beta	10	16OCT13A	18OCT13A	16OCT13A	18OCT13A	100	100	2.00
3ULLCNM30B	Inst. Low Boiler Conden.Receiver Vessel Beta	5	30OCT13A	31OCT13A	30OCT13A	31OCT13A	100	100	2.00
3ULLCNM50B	Ullage Scrubber Installation Beta	5	28NOV13A	29NOV13A	28NOV13A	29NOV13A	100	100	2.00
3ULLCNM10B	Carbon Filter Installation Beta	5	30DEC13A	08JAN14	02JAN14	08JAN14	55	0	1.00
Electrical									
3ULLCNE10B	Electrical Installation Ullage System Beta	20	30JAN14	26FEB14	24JAN14	20FEB14	0	0	32.00
Instrumentation & Control									
3ULLCNI20B	Ullage System I&C Installation Beta	25	23JAN14	26FEB14	17JAN14	20FEB14	0	0	4.00
Commissioning & Start Up									
Mechanical									
3ULLPEM40B	Ullage Pumps Commissioning Beta	10	27FEB14	12MAR14	21FEB14	06MAR14	0	0	3.00
3ULLPEM30B	Ullage System Start Up Beta	5	13MAR14	19MAR14	07MAR14	13MAR14	0	0	28.00
Steam Generator									
Common									
Procurement									
Mechanical									
3GEVCOM15	P.O. Steam Generator (LNTP)	40	23AUG11A	18NOV11A	23AUG11A	18NOV11A	100	100	125.00
3GEVCOM25	P.O. Steam Generator (FNTP)	0	01FEB12A		01FEB12A		100	100	0.00
3GEVCOM20	P.O. Mechanical Assembly of Steam Generator	40	14DEC12A	21FEB13A	14DEC12A	21FEB13A	100	100	61.00
Engineering									
Civil									
3GEVIGC35	Civil Works Engineering Steam Generator	30	29DEC11A	12OCT12A	29DEC11A	12OCT12A	100	100	40.00
3GEVIGC25	Delivery Forms & Loads Steam Generator	0	23MAR12A		23MAR12A		100	100	0.00
Alpha									
Manufacturing & Supply									
Mechanical									
3GEVFBM05A	Manufacture&Supply of Steam Generator Equip.Alph	324	21NOV11A	29APR13A	21NOV11A	29APR13A	100	100	1,313.00
Construction									
Civil									
3GEVCNC05A	Foundation of Steam Generator Alpha	66	12APR12A	09APR13A	12APR12A	09APR13A	100	100	105.00
Mechanical									
3GEVCNM25A	Piping & Acc. Interconnection+HT St.Gen. Alpha	70	01MAR13A	10FEB14	01MAR13A	17JAN14	99	97	214.00
3GEVCNM05A	Equipment Inst. of Steam Generator+HT Alpha	40	12MAR13A	23OCT13A	12MAR13A	23OCT13A	100	100	78.00
3GEVCNM35A	Platforms and Ladders Installation Alpha	40	23APR13A	27NOV13A	23APR13A	27NOV13A	100	100	39.00
3GEVCNM45A	Steam Generator Equipment&Piping Insulation Alph	60	06JAN14	28MAR14	06JAN14	28MAR14	0	0	50.00
Electrical									
3GEVCNE15A	Electr.Equipment & Cables Inst. Steam Gen. Alpha	25	07FEB14	13MAR14	07FEB14	13MAR14	0	0	41.00
Instrumentation & Control									
3GEVCNI05A	I&C Installation Steam Generator Alpha	29	30DEC13A	19MAR14	07FEB14	19MAR14	11	0	77.00

Activity ID	Activity Description	Orig Dur	Early Start	Early Finish	Target 1 Early Start	Target 1 Early Finish	% Comp	Target 1 % Comp	Budgeted Quantity
Commissioning & Start Up									
Mechanical									
3GEVPEM15A	Precommissioning of Steam Generator Alpha	10	20MAR14	02APR14	20MAR14	02APR14	0	0	114.00
Beta									
Manufacturing & Supply									
Mechanical									
3GEVFBM05B	Manufacture&Supply of Steam Generator Equip.Beta	363	21NOV11A	30APR13A	21NOV11A	04DEC13A	100	100	1,313.00
Construction									
Civil									
3GEVCNC05B	Foundation of Steam Generator Beta	66	19APR12A	09APR13A	19APR12A	09APR13A	100	100	105.00
Mechanical									
3GEVCNM25B	Piping&Acc. Interconnection St.Gen. Piping Beta	70	01MAR13A	10FEB14	01MAR13A	24JAN14	99	94	214.00
3GEVCNM05B	Equipment Inst. of Steam Generator+HT Beta	60	13MAR13A	25OCT13A	13MAR13A	25OCT13A	100	100	78.00
3GEVCNM35B	Platforms and Ladders Installation Beta	40	23APR13A	27NOV13A	23APR13A	27NOV13A	100	100	39.00
3GEVCNM45B	Steam Generator Equipment&Piping Insulation Beta	60	13JAN14	04APR14	13JAN14	04APR14	0	0	50.00
Electrical									
3GEVCNE15B	Electrical Installation Steam Generator Beta	25	07FEB14	13MAR14	07FEB14	13MAR14	0	0	41.00
Instrumentation & Control									
3GEVCNI05B	I&C Installation Steam Generator Beta	30	30DEC13A	20MAR14	07FEB14	20MAR14	11	0	77.00
Commissioning & Start Up									
Mechanical									
3GEVPEM15B	Precommissioning of Steam Generator Beta	10	21MAR14	03APR14	21MAR14	03APR14	0	0	114.00
Steam Turbine									
Common									
Procurement									
Mechanical									
3TGVCOM05	P. Order Steam Turbine	40	23AUG11A	27DEC11A	23AUG11A	27DEC11A	100	100	219.00
3TGVCOM45	P. Order Condenser	40	23AUG11A	28MAR12A	23AUG11A	28MAR12A	100	100	15.00
3TGVCOM35	P.O. Steam Turbine Assembly	40	27MAR13A	28JUN13A	27MAR13A	28JUN13A	100	100	14.00
3TGVCOM55	P.O. Steam Turbine Piping Assembly	31	07AUG13A	28NOV13A	07AUG13A	28NOV13A	100	100	0.00
Engineering									
Civil									
3TGVIGC55	Delivery of Steam Turbine Forms & Loads	0	18MAY12A		18MAY12A		100	100	0.00
3TGVIGC65	Civil Works Engineering Steam Turbine + BV Appr.	80	21MAY12A	13DEC12A	21MAY12A	13DEC12A	100	100	41.00
Alpha									
Manufacturing & Supply									
Mechanical									
3TGVFBM15A	Manufacture & Supply Steam Turbine Alpha	465	28DEC11A	30AUG13A	28DEC11A	30AUG13A	100	100	2,295.00
3TGVFBM20A	Manufacture & Supply of Condenser Alpha	280	30MAR12A	31JUL13A	30MAR12A	31JUL13A	100	100	163.00
3TGVFBM30A	Delivery of Condenser First Equipment Alpha	0	14DEC12A		14DEC12A		100	100	0.00
3TGVFBM25A	Delivery of Steam Turbine Generator Alpha	0	26MAR13A		26MAR13A		100	100	0.00
3TGVFBM55A	Delivery of ST Control equipment Alpha	0	01MAY13A		01MAY13A		100	100	0.00
3TGVFBM45A	Delivery of ST Auxiliary Equipments Alpha	0	01JUL13A		01JUL13A		100	100	0.00
3TGVFBM35A	Delivery of HP Turbine Section Alpha	0	29JUL13A		29JUL13A		100	100	0.00
Construction									
Civil									
3TGVCNC05A	Foundation Steam Turbine & Equipment Alpha	60	15NOV12A	10APR13A	15NOV12A	10APR13A	100	100	111.00
3TGVCNC60A	Auxiliary Equipment Foundations Alpha	20	01AUG13A	23SEP13A	01AUG13A	23SEP13A	100	100	0.00
3TGVCNC50A	Auxiliary Structures Installation Alpha	20	11MAR14	07APR14	11MAR14	07APR14	0	0	7.00
Mechanical									
3TGVCNM05A	St Turb Main Body Elements Installation Alpha	63	11APR13A	10MAR14	11APR13A	10MAR14	58	60	38.00
3TGVCNM35A	St Turbine Aux. Equipment Installation Alpha	21	28JUN13A	24FEB14	28JUN13A	24FEB14	55	52	59.00
3TGVCNM45A	Condenser Installation Alpha	71	22JUL13A	13DEC13A	22JUL13A	26DEC13A	100	100	35.00
3TGVCNM30A	Assembly Steam Turbine Interconn. Piping Alpha	60	17DEC13A	10APR14	17JAN14	10APR14	21	0	76.00
3TGVCNM15A	Steam Turbine Prealigment Alpha	5	11MAR14	17MAR14	11MAR14	17MAR14	0	0	2.00
3TGVCNM60A	Insulation St Turb Interconnection Piping Alpha	44	14MAR14	14MAY14	14MAR14	14MAY14	0	0	9.00
3TGVCNM65A	Systems Rearm after Steam Blow Alpha	5	21MAY14	25MAY14	21MAY14	25MAY14	0	0	7.00
3TGVCNM25A	Noise Insulation Cabinet Assembly Alpha	20	02JUN14	27JUN14	02JUN14	27JUN14	0	0	4.00

Activity ID	Activity Description	Orig Dur	Early Start	Early Finish	Target 1 Early Start	Target 1 Early Finish	% Comp	Target 1 % Comp	Budgeted Quantity
Electrical									
3TGVCNE05A	St. Turb Electrical Equipment&Cable Inst. Alpha	30	28FEB14	10APR14	28FEB14	10APR14	0	0	110.00
Instrumentation & Control									
3TGVCNI05A	Steam Turbine Control Panel Installation Alpha	15	01OCT13A	04OCT13A	28JAN14	31JAN14	100	0	4.00
3TGVCNI15A	Steam Turbine I&C Installation Alpha	40	17FEB14	11APR14	17FEB14	11APR14	0	0	44.00
Commissioning & Start Up									
Mechanical									
3TGVPEM10A	Functional Systems Check Alpha	30	31MAR14	09MAY14	31MAR14	09MAY14	0	0	329.00
3TGVPEM20A	Flushing Oil Auxiliary Systems St Turbine Alpha	19	04APR14	30APR14	04APR14	30APR14	0	0	62.00
Instrumentation & Control									
3TGVPEI30A	Electrical and I&C Signals Testing on PLC Alpha	30	24MAR14	02MAY14	24MAR14	02MAY14	0	0	21.00
Beta									
Manufacturing & Supply									
Mechanical									
3TGVFBM15B	Manufacture & Supply Steam Turbine Beta	465	30JAN12A	06SEP13A	30JAN12A	06SEP13A	100	100	2,295.00
3TGVFBM20B	Manufacture & Supply of Condenser Beta	280	30MAR12A	31JUL13A	30MAR12A	31JUL13A	100	100	163.00
3TGVFBM30B	Delivery of Condenser First Equipment Beta	0	14DEC12A		14DEC12A		100	100	0.00
3TGVFBM25B	Delivery of Steam Turbine Generator Beta	0	28MAR13A		28MAR13A		100	100	0.00
3TGVFBM55B	Delivery of ST Control equipment Beta	0	01MAY13A		01MAY13A		100	100	0.00
3TGVFBM35B	Delivery of HP Turbine Section Beta	0	31JUL13A		31JUL13A		100	100	0.00
3TGVFBM45B	Delivery of ST Auxiliary Equipments Beta	0	31JUL13A		31JUL13A		100	100	0.00
Construction									
Civil									
3TGVCNC05B	Foundation Steam Turbine & Equipment Beta	60	15NOV12A	10APR13A	15NOV12A	10APR13A	100	100	111.00
3TGVCNC60B	Auxiliary Equipment Foundations Beta	20	01AUG13A	23SEP13A	01AUG13A	23SEP13A	100	100	0.00
3TGVCNC50B	Auxiliary Structures Installation Beta	20	11MAR14	07APR14	11MAR14	07APR14	0	0	7.00
Mechanical									
3TGVCNM05B	St Turb Main Body Elements Installation Beta	76	12APR13A	10MAR14	12APR13A	10MAR14	60	60	38.00
3TGVCNM35B	St Turbine Aux. Equipment Installation Beta	21	28JUN13A	24FEB14	28JUN13A	24FEB14	56	52	59.00
3TGVCNM45B	Condenser Installation Beta	71	22JUL13A	13DEC13A	22JUL13A	26DEC13A	100	100	35.00
3TGVCNM30B	Assembly Steam Turbine Interconn. Piping Beta	60	17DEC13A	10APR14	17JAN14	10APR14	21	0	76.00
3TGVCNM15B	Steam Turbine Prealigment Beta	5	11MAR14	17MAR14	11MAR14	17MAR14	0	0	2.00
3TGVCNM60B	Insulation St Turb Interconnection Piping Beta	44	14MAR14	14MAY14	14MAR14	14MAY14	0	0	9.00
3TGVCNM65B	Systems Rearm after Steam Blow Beta	5	21MAY14	25MAY14	21MAY14	25MAY14	0	0	7.00
3TGVCNM25B	Noise Insulation Cabinet Assembly Beta	20	02JUN14	27JUN14	02JUN14	27JUN14	0	0	4.00
Electrical									
3TGVCNE05B	St. Turb Electrical Equipment & Cable Inst. Beta	30	28FEB14	10APR14	28FEB14	10APR14	0	0	110.00
Instrumentation & Control									
3TGVCNI05B	Steam Turbine Control Panel Installation Beta	15	01OCT13A	04OCT13A	27JAN14	30JAN14	100	0	4.00
3TGVCNI15B	Steam Turbine I&C Installation Beta	40	17FEB14	11APR14	17FEB14	11APR14	0	0	44.00
Commissioning & Start Up									
Mechanical									
3TGVPEM10B	Functional Systems Check Beta	30	31MAR14	09MAY14	31MAR14	09MAY14	0	0	329.00
3TGVPEM20B	Flushing Oil Auxiliary Systems St Turbine Beta	20	04APR14	01MAY14	04APR14	01MAY14	0	0	62.00
Instrumentation & Control									
3TGVPEI30B	Electrical and I&C Signals Testing on PLC Beta	30	24MAR14	02MAY14	24MAR14	02MAY14	0	0	21.00
Electrical Superheater (Steam Turbine Start Up)									
Common									
Procurement									
Mechanical									
3ESHCOM15	P.O. Electrical Superheater	20	03DEC12A	16JAN13A	03DEC12A	16JAN13A	100	100	0.00
Manufacturing & Supply									
Mechanical									
3ESHFBM25	Manufacture & Supply Electrical Superheater	94	17JAN13A	25JUL13A	17JAN13A	25JUL13A	100	100	0.00
Alpha									
Construction									
Mechanical									
3ESHCNM35A	Electrical Superheater Installation Alpha	20	23JUL13A	25JUL13A	23JUL13A	25JUL13A	100	100	0.00
3ESHCNM45A	Electrical Superheater Piping Installation Alpha	60	18SEP13A	01APR14	18SEP13A	01APR14	28	54	0.00

Activity ID	Activity Description	Orig Dur	Early Start	Early Finish	Target 1 Early Start	Target 1 Early Finish	% Comp	Target 1 % Comp	Budgeted Quantity
Electrical									
3ESHCNE55A	Electr. Superheater Electrical Install. Alpha	20	07FEB14	06MAR14	07FEB14	06MAR14	0	0	0.00
Commissioning & Start Up									
Mechanical									
3ESHPEM75A	Electrical Superheater Start-Up Alpha	5	23APR14	29APR14	23APR14	29APR14	0	0	0.00
3ESHPEM25A	Steam Blowing of Electrical Superheater Alpha	4	30APR14	05MAY14	30APR14	05MAY14	0	0	0.00
Instrumentation & Control									
3ESHPEI65A	Electrical Superheater Signal Test Alpha	15	02APR14	22APR14	02APR14	22APR14	0	0	0.00
Beta									
Construction									
Mechanical									
3ESHCNM35B	Electrical Superheater Installation Beta	20	24JUL13A	26JUL13A	24JUL13A	26JUL13A	100	100	0.00
3ESHCNM45B	Electrical Superheater Piping Installation Beta	60	19SEP13A	01APR14	19SEP13A	01APR14	28	54	0.00
Electrical									
3ESHCNE55B	Electr. Superheater Electrical Install. Beta	20	07FEB14	06MAR14	07FEB14	06MAR14	0	0	0.00
Commissioning & Start Up									
Mechanical									
3ESHPEM75B	Electrical Superheater Start-Up	5	23APR14	29APR14	23APR14	29APR14	0	0	0.00
3ESHPEM25B	Steam Blowing of Electrical Superheater Beta	5	30APR14	06MAY14	30APR14	06MAY14	0	0	0.00
Instrumentation & Control									
3ESHPEI65B	Electrical Superheater Signal Test Beta	15	02APR14	22APR14	02APR14	22APR14	0	0	0.00
HTF Electrical Heater (Anti-Freezing)									
Common									
Procurement									
Mechanical									
3SVACOM05	P.O. Electrical Heater	40	11APR12A	18SEP12A	11APR12A	18SEP12A	100	100	7.00
Engineering									
Civil									
3SVAIGC15	Delivery Electrical Heater Forms & Loads	0	15NOV12A		15NOV12A		100	100	0.00
3SVAIGC25	Civil Engineering Electrical Heater	50	03DEC12A	30APR13A	03DEC12A	30APR13A	100	100	1.00
Alpha									
Manufacturing & Supply									
Mechanical									
3SVAFBM05A	Manufacture & Supply Electrical HTF Heater Alpha	134	19SEP12A	29JUL13A	19SEP12A	29JUL13A	100	100	64.00
Construction									
Civil									
3SVACNC05A	Foundation Electrical Heater Alpha	30	12AUG13A	13SEP13A	12AUG13A	13SEP13A	100	100	13.00
Mechanical									
3SVACNM05A	Electrical Heater Assembly Alpha	10	02SEP13A	31OCT13A	23OCT13A	31OCT13A	100	100	14.00
3SVACNM27A	Pipe&Accesories Installation HTF Heater Alpha	20	01OCT13A	30DEC13A	01OCT13A	24JAN14	100	80	24.00
Electrical									
3SVACNE05A	Electrical Installation in Electr. Heater Alpha	12	05FEB14	20FEB14	04FEB14	19FEB14	0	0	2.00
Instrumentation & Control									
3SVACNI05A	I&C Installation Electrical Heater Alpha	12	05FEB14	20FEB14	04FEB14	19FEB14	0	0	15.00
Commissioning & Start Up									
Mechanical									
3SVAPEM05A	Electrical Heater Cleaning Alpha	5	20JAN14	24JAN14	20JAN14	24JAN14	0	0	3.00
3SVAPEM15A	Commissioning Electrical Heater Alpha	5	07MAR14	13MAR14	06MAR14	12MAR14	0	0	2.00
Instrumentation & Control									
3SVAPEI25A	Signal Test Electrical Heater Alpha	15	14FEB14	06MAR14	13FEB14	05MAR14	0	0	5.00
Beta									
Manufacturing & Supply									
Mechanical									
3SVAFBM05B	Manufacture & Supply Electrical HTF Heater Beta	134	19SEP12A	29JUL13A	19SEP12A	29JUL13A	100	100	64.00
Construction									
Civil									
3SVACNC05B	Foundation Electrical Heater Beta	25	14AUG13A	20SEP13A	14AUG13A	20SEP13A	100	100	13.00
Mechanical									
3SVACNM05B	Electrical Heater Assembly Beta	10	02SEP13A	21OCT13A	01OCT13A	21OCT13A	100	100	14.00
3SVACNM27B	Pipe&Accesories Installation HTF Heater Beta	50	01OCT13A	30JAN14	01OCT13A	30JAN14	65	80	24.00
Electrical									
3SVACNE05B	Electrical Installation in Electr. Heater Beta	12	04FEB14	19FEB14	04FEB14	19FEB14	0	0	2.00
Instrumentation & Control									
3SVACNI05B	I&C Installation Electrical Heater Beta	12	04FEB14	19FEB14	04FEB14	19FEB14	0	0	15.00

Activity ID	Activity Description	Orig Dur	Early Start	Early Finish	Target 1 Early Start	Target 1 Early Finish	% Comp	Target 1 % Comp	Budgeted Quantity
Commissioning & Start Up									
Mechanical									
3SVAPEM05B	Electrical Heater Cleaning Beta	5	21JAN14	27JAN14	21JAN14	27JAN14	0	0	3.00
3SVAPEM15B	Commissioning Electrical Heater Beta	5	27FEB14	05MAR14	27FEB14	05MAR14	0	0	2.00
Instrumentation & Control									
3SVAPEI25B	Signal Test Electrical Heater Beta	15	13FEB14	05MAR14	13FEB14	05MAR14	0	0	5.00
Condensate System									
Common									
Procurement									
Mechanical									
3SCOCOM15	P.O. Feed Water Heat Exchangers	40	23AUG11A	02APR12A	23AUG11A	02APR12A	100	100	9.00
Engineering									
Civil									
3SCOIGC25	Delivery Condensate Area Forms & Loads	0	04SEP12A		04SEP12A		100	100	0.00
3SCOIGC35	Civil Engineering Condensate Pumps Pit	44	05SEP12A	02JAN13A	05SEP12A	02JAN13A	100	100	23.00
3SCOIGC45	Civil Design Condensate Pumps Pit Approval by BV	20	03JAN13A	04JAN13A	03JAN13A	04JAN13A	100	100	0.00
Manufacturing & Supply									
Mechanical									
3SCOFBM15	M&S Feed Water Heat Exchangers	245	03APR12A	09APR13A	03APR12A	09APR13A	100	100	179.00
Alpha									
Manufacturing & Supply									
Mechanical									
3SCOFBM10A	Manufacture & Supply Condensate Pumps Alpha	201	18MAY12A	31JAN13A	18MAY12A	31JAN13A	100	100	14.00
3SCOFBM20A	Manufacture & Supply Receiver Pumps Alpha	181	18MAY12A	24JAN13A	18MAY12A	24JAN13A	100	100	17.00
Construction									
Civil									
3SCOCNC05A	Foundation Feed Water Heat Exchangers Alpha	25	01JUL13A	31JUL13A	01AUG13A	30AUG13A	100	100	14.00
3SCOCNC15A	Condensate Pumps Pit Alpha	20	29JUL13A	25OCT13A	01AUG13A	25OCT13A	100	100	7.00
Mechanical									
3SCOCNM35A	Feed Water Heat Exchangers&Receiver Inst. Alpha	25	25NOV13A	13JAN14	25NOV13A	07JAN14	82	84	12.00
3SCOCNM10A	Receiver Pumps Installation Alpha	10	28NOV13A	29NOV13A	28NOV13A	29NOV13A	100	100	3.00
3SCOCNM20A	Condensate Pumps Installation Alpha	10	28NOV13A	28JAN14	11DEC13A	24DEC13A	80	100	3.00
Electrical									
3SCOCNE05A	Electrical Installation Condensate System Alpha	35	14FEB14	03APR14	14FEB14	03APR14	0	0	69.00
Instrumentation & Control									
3SCOCNI05A	I&C Installation Condensate System Alpha	35	14FEB14	03APR14	14FEB14	03APR14	0	0	4.00
Commissioning & Start Up									
Electrical									
3SCOPEE05A	Condensate & Receiver Pumps Commissioning Alpha	20	04APR14	01MAY14	04APR14	01MAY14	0	0	7.00
Instrumentation & Control									
3SCOPEI15A	Test Signals Condensate System Alpha	20	04APR14	01MAY14	04APR14	01MAY14	0	0	3.00
Beta									
Manufacturing & Supply									
Mechanical									
3SCOFBM10B	Manufacture & Supply Condensate Pumps Beta	201	18MAY12A	31JAN13A	18MAY12A	31JAN13A	100	100	14.00
3SCOFBM20B	Manufacture & Supply Receiver Pumps Beta	181	18MAY12A	24JAN13A	18MAY12A	24JAN13A	100	100	17.00
Construction									
Civil									
3SCOCNC05B	Foundation Feed Water Heat Exchangers Beta	25	01JUL13A	31JUL13A	01AUG13A	30AUG13A	100	100	14.00
3SCOCNC15B	Condensate Pumps Pit Beta	20	29JUL13A	25OCT13A	01AUG13A	25OCT13A	100	100	7.00
Mechanical									
3SCOCNM35B	Feed Water Heat Exchangers Installation Beta	20	27NOV13A	13JAN14	27NOV13A	30DEC13A	82	100	12.00
3SCOCNM10B	Receiver Pumps Installation Beta	10	28NOV13A	29NOV13A	28NOV13A	29NOV13A	100	100	3.00
3SCOCNM20B	Condensate Pumps Installation Beta	10	28NOV13A	28JAN14	11DEC13A	24DEC13A	80	100	3.00
Electrical									
3SCOCNE05B	Electrical Installation Condensate System Beta	35	14FEB14	03APR14	14FEB14	03APR14	0	0	69.00
Instrumentation & Control									
3SCOCNI05B	I&C Installation Condensate System Beta	35	14FEB14	03APR14	14FEB14	03APR14	0	0	4.00
Commissioning & Start Up									
Electrical									
3SCOPEE05B	Condensate Pumps Commissioning Beta	20	04APR14	01MAY14	04APR14	01MAY14	0	0	7.00
Instrumentation & Control									
3SCOPEI15B	Test Signals Condensate System Beta	20	04APR14	01MAY14	04APR14	01MAY14	0	0	3.00

Activity ID	Activity Description	Orig Dur	Early Start	Early Finish	Target 1 Early Start	Target 1 Early Finish	% Comp	Target 1 % Comp	Budgeted Quantity
Condensate Drainage									
Common									
Procurement									
Mechanical									
3DCOCOM35	P.O. Moisture Separator	40	21DEC11A	15JUN12A	21DEC11A	15JUN12A	100	100	4.00
3DCOCOM25	P.O. Flash Tanks	30	07SEP12A	19DEC12A	07SEP12A	19DEC12A	100	100	1.00
Manufacturing & Supply									
Mechanical									
3DCOFBM15	Manufacture & Supply Moisture Separators	170	18JUN12A	06NOV12A	18JUN12A	06NOV12A	100	100	37.00
3DCOFBM05	Manufacture & Supply Flash Tanks	121	20DEC12A	02JUL13A	20DEC12A	02JUL13A	100	100	6.00
Alpha									
Construction									
Mechanical									
3DCOCNM15A	Power Gen. Condenser Installation MV-301 Alpha	5	22JUL13A	24JUL13A	22JUL13A	24JUL13A	100	100	3.00
3DCOCNM50A	Atm. Condensate Flash Tank MV-317 Alpha	5	22JUL13A	24JUL13A	22JUL13A	24JUL13A	100	100	1.00
3DCOCNM70A	Turbine Drains Flash Tank MV-307 Alpha	5	01NOV13A	01NOV13A	09DEC13A	13DEC13A	100	100	0.00
3DCOCNM25A	Intermittent Atm. Blowoff Tank MV-315 Alpha	5	28NOV13A	29NOV13A	28NOV13A	29NOV13A	100	100	1.00
3DCOCNM35A	Vacuum System Moisture Separator MB-315 Alpha	5	28NOV13A	29NOV13A	28NOV13A	29NOV13A	100	100	1.00
3DCOCNM60A	Deareator Atm. Condensate Flash Tank MV-322 Alph	5	23DEC13A	30DEC13A	23DEC13A	30DEC13A	100	100	1.00
Electrical									
3DCOCNE05A	Electrical Installation Condensate Drainage Alph	15	19MAR14	08APR14	19MAR14	08APR14	0	0	54.00
Instrumentation & Control									
3DCOCNI05A	I&C Installation Condensate Drainage Alpha	15	19MAR14	08APR14	19MAR14	08APR14	0	0	4.00
Commissioning & Start Up									
Instrumentation & Control									
3DCOPEI15A	Signal Test Condensate Drainage Alpha	20	09APR14	06MAY14	09APR14	06MAY14	0	0	3.00
Beta									
Construction									
Mechanical									
3DCOCNM15B	Boiler Blowdown Tank Installation MV-301 Beta	5	24JUL13A	26JUL13A	24JUL13A	26JUL13A	100	100	3.00
3DCOCNM50B	Atm. Condensate Flash Tank MV-317 Beta	5	24JUL13A	26JUL13A	24JUL13A	26JUL13A	100	100	1.00
3DCOCNM70B	Turbine Drains Flash Tank MV-307 Beta	5	01NOV13A	01NOV13A	06DEC13A	12DEC13A	100	100	0.00
3DCOCNM25B	Power Gen. Condenser Installation MV-315 Beta	5	28NOV13A	29NOV13A	28NOV13A	29NOV13A	100	100	1.00
3DCOCNM35B	Vacuum System Moisture Separator MB-315 Beta	5	28NOV13A	29NOV13A	28NOV13A	29NOV13A	100	100	1.00
3DCOCNM60B	Deareator Atm. Condensate Flash Tank MV-322 Beta	5	20DEC13A	27DEC13A	20DEC13A	27DEC13A	100	100	1.00
Electrical									
3DCOCNE05B	Electrical Installation Condensate Drainage Beta	15	20MAR14	09APR14	20MAR14	09APR14	0	0	54.00
Instrumentation & Control									
3DCOCNI05B	I&C Installation Condensate Drainage Beta	15	20MAR14	09APR14	20MAR14	09APR14	0	0	4.00
Commissioning & Start Up									
Instrumentation & Control									
3DCOPEI15B	Signal Test Condensate Drainage Beta	20	10APR14	07MAY14	10APR14	07MAY14	0	0	3.00
Feed Water System									
Common									
Procurement									
Civil									
3SAACOC55	Purchase of BOP Structure	0	13DEC12A		13DEC12A		100	100	0.00
Mechanical									
3SAACOM05	P.O. Deareator	30	29AUG11A	22MAR12A	29AUG11A	22MAR12A	100	100	5.00
Engineering									
Civil									
3SAAIGC25	Civil Eng.Feed Water Area (BOP Estructure)	50	01AUG12A	20DEC12A	01AUG12A	20DEC12A	100	100	86.00
3SAAIGC15	Delivery Deareator Structure Forms & Loads	0	04SEP12A		04SEP12A		100	100	0.00
3SAAIGC35	Civil Design BOP Structure Approval by BV	20	21DEC12A	28MAR13A	21DEC12A	28MAR13A	100	100	0.00
Manufacturing & Supply									
Civil									
3SAAFBC15	Manufacture & Supply STG Aux. Structure	50	20MAR13A	31OCT13A	20MAR13A	31OCT13A	100	100	20.00
Alpha									
Manufacturing & Supply									
Mechanical									
3SAAFBM05A	Manufacture & Supply Deareator Alpha	260	23MAR12A	14JUN13A	23MAR12A	14JUN13A	100	100	41.00
3SAAFBM20A	Manufacture & Supply Feed Water Pumps Alpha	234	14MAY12A	29MAY13A	14MAY12A	29MAY13A	100	100	121.00



Activity ID	Activity Description	Orig Dur	Early Start	Early Finish	Target 1 Early Start	Target 1 Early Finish	% Comp	Target 1 % Comp	Budgeted Quantity
Construction									
Civil									
3SAACNC05A	STG Aux. Structure Foundation Alpha	31	08APR13A	12JUL13A	08APR13A	12JUL13A	100	100	7.00
3SAACNC15A	STG Aux. Structure Installation Alpha	49	26SEP13A	14JAN14	26SEP13A	14JAN14	72	81	24.00
Mechanical									
3SAACNM15A	Feed Water Pumps Installation Alpha	10	23JUL13A	31JUL13A	23JUL13A	15OCT13A	100	100	7.00
3SAACNM05A	Deareator Installation Alpha	10	08JAN14	21JAN14	08JAN14	21JAN14	0	0	11.00
Electrical									
3SAACNE10A	Electrical Installation Feed Water Area Alpha	25	06MAR14	09APR14	06MAR14	09APR14	0	0	69.00
Instrumentation & Control									
3SAACNI05A	I&C Installation Feed Water Area Alpha	25	06MAR14	09APR14	06MAR14	09APR14	0	0	4.00
Commissioning & Start Up									
Mechanical									
3SAAPEM05A	Feed Water Pumps Precommissioning Alpha	6	03APR14	10APR14	03APR14	10APR14	0	0	23.00
Instrumentation & Control									
3SAAPEI20A	Signal Tests Feed Water Area Alpha	16	03APR14	24APR14	03APR14	24APR14	0	0	3.00
Beta									
Manufacturing & Supply									
Mechanical									
3SAAFBM05B	Manufacture & Supply Deareator Beta	260	23MAR12A	19JUN13A	23MAR12A	19JUN13A	100	100	41.00
3SAAFBM20B	Manufacture & Supply Feed Water Pumps Beta	234	14MAY12A	29MAY13A	14MAY12A	29MAY13A	100	100	121.00
Construction									
Civil									
3SAACNC05B	STG Aux. Structure Foundation Beta	31	08APR13A	19JUL13A	08APR13A	19JUL13A	100	100	7.00
3SAACNC15B	STG Aux. Structure Installation Beta	48	30SEP13A	13JAN14	30SEP13A	13JAN14	72	83	24.00
Mechanical									
3SAACNM15B	Feed Water Pumps Installation Beta	10	25JUL13A	31JUL13A	25JUL13A	15OCT13A	100	100	7.00
3SAACNM05B	Deareator Installation Beta	10	07JAN14	20JAN14	07JAN14	20JAN14	0	0	11.00
Electrical									
3SAACNE10B	Electrical Installation Feed Water Area Beta	25	05MAR14	08APR14	05MAR14	08APR14	0	0	69.00
Instrumentation & Control									
3SAACNI05B	I&C Installation Feed Water Area Beta	25	05MAR14	08APR14	05MAR14	08APR14	0	0	4.00
Commissioning & Start Up									
Mechanical									
3SAAPEM05B	Feed Water Pumps Precommissioning Beta	6	02APR14	09APR14	02APR14	09APR14	0	0	23.00
Instrumentation & Control									
3SAAPEI20B	Signal Tests Feed Water Area Beta	16	02APR14	23APR14	02APR14	23APR14	0	0	3.00
Cooling Water system									
Common									
Procurement									
Mechanical									
3BARCOM20	P.O. Cooling Tower	40	08SEP11A	23MAR12A	08SEP11A	23MAR12A	100	100	26.00
Engineering									
Civil									
3BARIGC15	Delivery of GA, Forms & Loads of Cooling Tower	0	11APR12A		11APR12A		100	100	0.00
3BARIGC25	Civil Works Engineering for Cooling Towers	40	12APR12A	27JUL12A	12APR12A	27JUL12A	100	100	62.00
3BARIGC35	CW Eng. and BV Approval of Cooling Pumps Pit	50	01AUG12A	07DEC12A	01AUG12A	07DEC12A	100	100	0.00
Manufacturing & Supply									
Mechanical									
3BARFBM05	Manufacture & Supply Cooling Pumps (No motor)	210	14MAY12A	24SEP13A	14MAY12A	24SEP13A	100	100	148.00
3BARFBM15	Delivery of Auxiliary Cooling Pumps (No Motor)	0	18MAR13A		18MAR13A		100	100	0.00
Alpha									
Manufacturing & Supply									
Mechanical									
3BARFBM15A	Manufacture & Supply Cooling Tower Alpha	210	27MAR12A	02JAN13A	27MAR12A	02JAN13A	100	100	133.00
Construction									
Civil									
3BARCNC05A	Cooling Tower Basin & Foundation Alpha	30	01AUG12A	31AUG12A	01AUG12A	31AUG12A	100	100	165.00
3BARCNC25A	Cooling Pumps Retention Basin&Foundations Alpha	30	13FEB13A	15APR13A	13FEB13A	15APR13A	100	100	105.00
3BARCNC35A	Aux. Structure Installation in Cooling Area Alph	20	02JAN14	29JAN14	15JAN14	11FEB14	0	0	1.00
Mechanical									
3BARCNM10A	Cooling Towers Assembly Alpha	70	01NOV12A	20FEB13A	01NOV12A	20FEB13A	100	100	170.00
3BARCNM05A	Main Cooling Pumps Installation Alpha	10	30OCT13A	31OCT13A	30OCT13A	31OCT13A	100	100	14.00

Activity ID	Activity Description	Orig Dur	Early Start	Early Finish	Target 1 Early Start	Target 1 Early Finish	% Comp	Target 1 % Comp	Budgeted Quantity
3BARCNM30A	Aux. Cooling Pumps Installation Alpha	10	28NOV13A	29NOV13A	28NOV13A	29NOV13A	100	100	4.00
Electrical									
3BARCNE05A	Electrical Installation Cooling Tower Alpha	15	10FEB14	28FEB14	24JAN14	13FEB14	0	0	6.00
Instrumentation & Control									
3BARCNI05A	I&C Installation Cooling Area Alpha	20	10FEB14	07MAR14	24JAN14	20FEB14	0	0	4.00
Commissioning & Start Up									
Mechanical									
3BARPEM05A	Cooling Pumps Precommissioning Alpha	3	24FEB14	26FEB14	07FEB14	11FEB14	0	0	13.00
3BARPEM15A	Cooling Tower Precommissioning Alpha	5	03MAR14	07MAR14	14FEB14	20FEB14	0	0	49.00
Instrumentation & Control									
3BARPEI10A	Signal Test Cooling System Alpha	15	24FEB14	14MAR14	07FEB14	27FEB14	0	0	3.00
Beta									
Manufacturing & Supply									
Mechanical									
3BARFBM15B	Manufacture & Supply Cooling Tower Beta	225	26MAR12A	02JAN13A	26MAR12A	02JAN13A	100	100	133.00
Construction									
Civil									
3BARCNC05B	Cooling Tower Basin & Foundation Beta	30	01AUG12A	31AUG12A	01AUG12A	31AUG12A	100	100	165.00
3BARCNC25B	Cooling Pumps Retention Basin & Foundations Beta	30	13FEB13A	15APR13A	13FEB13A	15APR13A	100	100	105.00
3BARCNC35B	Aux. Structure Installation in Cooling Area Beta	20	02JAN14	29JAN14	15JAN14	11FEB14	0	0	1.00
Mechanical									
3BARCNM10B	Cooling Towers Assembly Beta	69	01NOV12A	06MAR13A	01NOV12A	06MAR13A	100	100	170.00
3BARCNM05B	Main Cooling Pumps Installation Beta	10	29OCT13A	31OCT13A	29OCT13A	31OCT13A	100	100	14.00
3BARCNM30B	Aux. Cooling Pumps Installation Beta	10	28NOV13A	29NOV13A	28NOV13A	29NOV13A	100	100	4.00
Electrical									
3BARCNE05B	Electrical Installation Cooling Tower Beta	15	10FEB14	28FEB14	24JAN14	13FEB14	0	0	6.00
Instrumentation & Control									
3BARCNI05B	I&C Installation Cooling Area Beta	20	10FEB14	07MAR14	24JAN14	20FEB14	0	0	4.00
Commissioning & Start Up									
Mechanical									
3BARPEM05B	Cooling Pumps Precommissioning Beta	3	24FEB14	26FEB14	07FEB14	11FEB14	0	0	13.00
3BARPEM15B	Cooling Tower Precommissioning Beta	5	03MAR14	07MAR14	14FEB14	20FEB14	0	0	49.00
Instrumentation & Control									
3BARPEI10B	Signal Test Cooling System Beta	15	24FEB14	14MAR14	07FEB14	27FEB14	0	0	3.00
Raw Water Wells									
Common									
Procurement									
Civil									
3WELCOC40	P.O. of Final Wells	40	29AUG11A	06JAN12A	29AUG11A	06JAN12A	100	100	11.00
Engineering									
Civil									
3WELIGC10	Data Forms & Loads Raw Water Tanks	0	08MAR12A		08MAR12A		100	100	0.00
3WELIGC20	Design Foundation Raw Water Tanks	23	09MAR12A	10MAY12A	09MAR12A	10MAY12A	100	100	53.00
Construction									
Civil									
3WELCNC50	End of Temporary Wells Usage Permit	0		28SEP12A		28SEP12A	100	100	0.00
Alpha									
Construction									
Civil									
3WELCNC30A	Final Wells Construction Alpha	80	20MAR12A	18FEB14	20MAR12A	20JAN14	96	98	184.00
3WELCNC40A	Raw Water Tank Foundation Alpha	18	01JUN12A	18JUL12A	01JUN12A	18JUL12A	100	100	29.00
Mechanical									
3WELCNM55A	Raw Water Tank Erection+HT Alpha	70	06AUG12A	27MAR13A	06AUG12A	27MAR13A	100	100	110.00
3WELCNM85A	Pipe Installation to Raw Water Tank+HT Alpha	30	01OCT13A	29NOV13A	01OCT13A	29NOV13A	100	100	5.00
Commissioning & Start Up									
Civil									
3WELPEC40A	1st Well Start Up Alpha	16	11MAY12A	25SEP12A	11MAY12A	25SEP12A	100	100	10.00
3WELPEC50A	2nd Well Start Up Alpha	20	29MAY12A	23AUG13A	29MAY12A	23AUG13A	100	100	10.00
Beta									
Construction									
Civil									
3WELCNC30B	Final Wells Construction Beta	80	01MAR12A	03JUN14	01MAR12A	02MAY14	75	77	184.00
3WELCNC40B	Raw Water Tank Foundation Beta	18	01JUN12A	06JUL12A	01JUN12A	06JUL12A	100	100	29.00



Activity ID	Activity Description	Orig Dur	Early Start	Early Finish	Target 1 Early Start	Target 1 Early Finish	% Comp	Target 1 % Comp	Budgeted Quantity
Mechanical									
3WELCNM55B	Raw Water Tank Erection+HT Beta	56	17SEP12A	15MAR13A	17SEP12A	15MAR13A	100	100	110.00
3WELCNM85B	Pipe Installation to Raw Water Tank+HT Beta	69	27JAN14	01MAY14	27JAN14	07MAR14	0	0	5.00
Commissioning & Start Up									
Civil									
3WELPEC40B	1st Well Start Up Beta	20	30APR12A	11MAY12A	30APR12A	11MAY12A	100	100	10.00
3WELPEC50B	2nd Well Start Up Beta	20	01NOV12A	26NOV12A	01NOV12A	26NOV12A	100	100	10.00
3WELPEC60B	3rd Well Start Up Beta	5	18APR14	24APR14	02DEC13A	30DEC13A	0	100	0.00
Water Treatment Plant									
Common									
Procurement									
Civil									
3TRACOC65	Purchase of WTP Structure	35	19NOV12A	27JUN13A	19NOV12A	27JUN13A	100	100	0.00
Mechanical									
3TRACOM10	P.O. Water Treatment Plant	40	27APR11A	31AUG12A	27APR11A	31AUG12A	100	100	23.00
3TRACOM20	P.O. Water Treatment Plant Assembly	39	06MAR13A	25JUL13A	06MAR13A	25JUL13A	100	100	0.00
3TRACOM30	P.O. CO2 Equipment	20	13AUG13A	05SEP13A	13AUG13A	05SEP13A	100	100	0.00
Engineering									
Civil									
3TRAIGC30	Delivery WTP Forms & Loads	0	20SEP12A		20SEP12A		100	100	0.00
3TRAIGC40	Civil Engineering WTP Area + BV Approval	50	21SEP12A	23MAY13A	21SEP12A	23MAY13A	100	100	47.00
3TRAIGC50	Civil Engineering Pre-Treatment WTP + BV	160	23JAN13A	31OCT13A	23JAN13A	31OCT13A	100	100	0.00
Mechanical									
3TRAIGM20	WTP Engineering	54	01AUG12A	07JUN13A	01AUG12A	07JUN13A	100	100	627.00
3TRAIGM30	Pre-Treatment Design	180	23JAN13A	29NOV13A	23JAN13A	29NOV13A	100	100	0.00
Manufacturing & Supply									
Civil									
3TRAFBC25	Manufacture&Supply of WTP Rack	31	19JUN13A	24OCT13A	19JUN13A	31OCT13A	100	100	0.00
3TRAFBC15	Manufacture & Supply WTP Building Materials	50	28JUN13A	28OCT13A	28JUN13A	28OCT13A	100	100	29.00
Mechanical									
3TRAFBM05	Manufacture & Supply WTP Equipment	193	01NOV12A	16JAN14	01NOV12A	16DEC13A	99	100	761.00
3TRAFBM35	Manufacture & Supply WTP Pre-Treatment	200	22JAN13A	21NOV13A	22JAN13A	21NOV13A	100	100	0.00
3TRAFBM15	Delivery of First Equipment	0	28JUN13A		28JUN13A		100	100	0.00
3TRAFBM25	Manufacture & Supply of CO2 Equipment	89	06SEP13A	14FEB14	06SEP13A	14FEB14	79	73	0.00
Electrical									
3TRAFBE05	Manufacture & Supply WTP Electrical Cabinets	105	14DEC12A	29NOV13A	14DEC12A	29NOV13A	100	100	85.00
Alpha									
Construction									
Civil									
3TRACNC35A	Water Tanks Foundation Alpha	70	09AUG12A	26OCT12A	09AUG12A	26OCT12A	100	100	57.00
3TRACNC05A	Civil Works Water Treatment Plant Alpha	40	12JUN13A	31OCT13A	12JUN13A	31OCT13A	100	100	125.00
3TRACNC20A	WTP Rack Assembly Alpha	25	18NOV13A	31DEC13A	18NOV13A	23DEC13A	100	100	0.00
3TRACNC40A	WTP Pre-Treatment Foundations Alpha	20	10DEC13A	10JAN14	09JAN14	05FEB14	96	0	0.00
3TRACNC10A	Water Treatment Plant Building Erection Alpha	40	27JAN14	21MAR14	24DEC13A	19FEB14	0	13	23.00
Mechanical									
3TRACNM60A	Cooling Tower MakeUp Water Tank Erection+HT Alph	65	22OCT12A	26MAR13A	22OCT12A	26MAR13A	100	100	110.00
3TRACNM90A	Cooling Tower Blowdown Tank Erection+HT Alpha	55	19NOV12A	29MAR13A	19NOV12A	29MAR13A	100	100	39.00
3TRACNM70A	Polisher Feed Water Tank Erection Alpha	15	14FEB13A	28MAR13A	14FEB13A	28MAR13A	100	100	29.00
3TRACNM75A	Polished Water Tank Erection Alpha	15	14FEB13A	25MAR13A	14FEB13A	25MAR13A	100	100	32.00
3TRACNM30A	Hydraulic Test Polished & Osmo Water Tanks Alpha	20	01APR13A	08APR13A	01APR13A	08APR13A	100	100	7.00
3TRACNM15A	WTP Equipment Installation Alpha	50	01MAY13A	31JAN14	01MAY13A	17JAN14	95	81	92.00
3TRACNM40A	Interconnection WTP Piping Assembly Alpha	75	01MAY13A	21FEB14	01NOV13A	21FEB14	80	80	151.00
3TRACNM20A	On Site Reverse Osmosis Piping Inst. Alpha	29	02JAN14	11FEB14	02DEC13A	11FEB14	0	45	0.00
3TRACNM95A	WTP Pre-Treatment Mechanical Installation Alpha	48	13JAN14	19MAR14	06FEB14	19MAR14	0	0	0.00
3TRACNM80A	CO2 Equipment Installation Alpha	20	17FEB14	14MAR14	17FEB14	14MAR14	0	0	0.00

Activity ID	Activity Description	Orig Dur	Early Start	Early Finish	Target 1 Early Start	Target 1 Early Finish	% Comp	Target 1 % Comp	Budgeted Quantity
Electrical									
3TRACNE20A	Electrical Installation WTP Alpha	60	01MAY13A	26MAR14	13FEB14	26MAR14	20	0	163.00
3TRACNE10A	On Site Electrical Inst. Reverse Osmosis Alpha	20	31JAN14	27FEB14	31JAN14	27FEB14	0	0	0.00
Instrumentation & Control									
3TRACNI15A	I&C Installation Water Treatment Plant Alpha	50	01MAY13A	26MAR14	10FEB14	26MAR14	81	0	102.00
3TRACNI05A	I&C Installation Reverse Osmosis Alpha	20	31JAN14	27FEB14	31JAN14	27FEB14	0	0	0.00
Commissioning & Start Up									
Mechanical									
3TRAPEM35A	CO2 Commissioning Alpha	5	17MAR14	21MAR14	17MAR14	21MAR14	0	0	0.00
3TRAPEM25A	Reverse Osmosis Start Up Alpha	10	31MAR14	11APR14	31MAR14	11APR14	0	0	0.00
3TRAPEM05A	Water Treatment Plant Start Up Alpha	35	14APR14	02JUN14	14APR14	02JUN14	0	0	122.00
3TRAPEM15A	Reverse Osmosis Operational Alpha	0	14APR14		14APR14		0	0	0.00
Electrical									
3TRAPEE05A	Electrical Commissioning WTP Alpha	10	24MAR14	04APR14	20MAR14	02APR14	0	0	26.00
Instrumentation & Control									
3TRAPEI15A	Signal Test Water Treatment Plant Alpha	25	31MAR14	02MAY14	27MAR14	30APR14	0	0	26.00
Beta									
Construction									
Civil									
3TRACNC35B	Water Tanks Foundation Beta	70	06AUG12A	31OCT12A	06AUG12A	31OCT12A	100	100	57.00
3TRACNC05B	Civil Works Water Treatment Plant Beta	40	12JUN13A	31OCT13A	12JUN13A	31OCT13A	100	100	125.00
3TRACNC20B	WTP Rack Assembly Beta	25	18NOV13A	31DEC13A	18NOV13A	23DEC13A	100	100	0.00
3TRACNC40B	WTP Pre-Treatment Foundations Beta	20	10DEC13A	10JAN14	08JAN14	04FEB14	96	0	0.00
3TRACNC10B	Water Treatment Plant Building Erection Beta	40	27JAN14	21MAR14	24DEC13A	19FEB14	0	13	23.00
Mechanical									
3TRACNM60B	Cooling Tower MakeUp Water Tank Erection+HT Beta	85	25OCT12A	19MAR13A	25OCT12A	19MAR13A	100	100	110.00
3TRACNM90B	Cooling Tower Blowdown Tank Erection+HT Beta	55	20NOV12A	28MAR13A	20NOV12A	28MAR13A	100	100	39.00
3TRACNM70B	Polisher Feed Water Tank Erection Beta	20	27FEB13A	28MAR13A	27FEB13A	28MAR13A	100	100	32.00
3TRACNM75B	Polished Water Tank Erection Beta	15	27FEB13A	29MAR13A	27FEB13A	29MAR13A	100	100	32.00
3TRACNM30B	Hydraulic Test Water Tanks Beta	20	08APR13A	12APR13A	08APR13A	12APR13A	100	100	7.00
3TRACNM15B	WTP Equipment Installation Beta	50	01MAY13A	31JAN14	01MAY13A	03JAN14	95	95	83.00
3TRACNM40B	Interconnection WTP Piping Assembly Beta	75	01MAY13A	21FEB14	01NOV13A	21FEB14	80	80	151.00
3TRACNM20B	Onsite Reverse Osmosis Piping Installation Beta	50	26DEC13A	11FEB14	02DEC13A	11FEB14	0	45	0.00
3TRACNM95B	WTP Pre-Treatment Mechanical Installation Beta	47	13JAN14	18MAR14	05FEB14	18MAR14	0	0	0.00
3TRACNM80B	CO2 Equipment Installation Beta	20	17FEB14	14MAR14	17FEB14	14MAR14	0	0	0.00
Electrical									
3TRACNE20B	Electrical Installation WTP Beta	60	01MAY13A	26MAR14	12FEB14	25MAR14	20	0	163.00
3TRACNE10B	Electrical Installation Reverse Osmosis Beta	20	31JAN14	27FEB14	31JAN14	27FEB14	0	0	0.00
Instrumentation & Control									
3TRACNI15B	I&C Installation Water Treatment Plant Beta	50	01MAY13A	26MAR14	07FEB14	25MAR14	80	0	102.00
3TRACNI05B	I&C Installation Reverse Osmosis Beta	20	31JAN14	27FEB14	31JAN14	27FEB14	0	0	0.00
Commissioning & Start Up									
Mechanical									
3TRAPEM35B	CO2 Commissioning Beta	5	17MAR14	21MAR14	17MAR14	21MAR14	0	0	0.00
3TRAPEM25B	Reverse Osmosis Start Up Beta	10	21MAR14	03APR14	24MAR14	04APR14	0	0	0.00
3TRAPEM15B	Reverse Osmosis Operational Beta	0	04APR14		07APR14		0	0	0.00
3TRAPEM05B	Water Treatment Plant Start Up Beta	35	07APR14	23MAY14	07APR14	23MAY14	0	0	122.00
Electrical									
3TRAPEE05B	Electrical Commissioning WTP Beta	10	24MAR14	04APR14	19MAR14	01APR14	0	0	26.00
Instrumentation & Control									
3TRAPEI15B	Signal Test Water Treatment Plant Beta	25	31MAR14	02MAY14	26MAR14	29APR14	0	0	26.00
Zero Discharge Waste Treatment									
Alpha									
Construction									
Civil									
3EFLCNC40A	PB Drainage Installation Alpha	140	01OCT12A	30JAN14	01OCT12A	31DEC13A	99	100	82.00

Activity ID	Activity Description	Orig Dur	Early Start	Early Finish	Target 1 Early Start	Target 1 Early Finish	% Comp	Target 1 % Comp	Budgeted Quantity
3EFLCNC05A	Drainage System Sumps Alpha	40	29JUL13A	30SEP13A	29JUL13A	01OCT13A	100	100	1.00
Mechanical									
3EFLCNM50A	Piping & Accesories Effluent Piping Inst. Alpha	65	27MAY13A	31JUL13A	27MAY13A	31JUL13A	100	100	51.00
3EFLCNM60A	Oil Separator Installation Alpha	15	29OCT13A	25NOV13A	29OCT13A	25NOV13A	100	100	8.00
3EFLCNM90A	Oil Separator & Waste Water Pumps Inst. Alpha	10	29OCT13A	18FEB14	29OCT13A	20JAN14	67	71	6.00
3EFLCNM70A	Waste Water Tank Installation Alpha	10	05NOV13A	19NOV13A	05NOV13A	19NOV13A	100	100	14.00
3EFLCNM80A	Waste Oil Tank Installation Alpha	10	05NOV13A	19NOV13A	05NOV13A	19NOV13A	100	100	14.00
3EFLCNM30A	Drainage Pumps Installation Alpha	5	19FEB14	25FEB14	21JAN14	27JAN14	0	0	3.00
Electrical									
3EFLCNE10A	Electrical Cable & Connection Waste Area Alpha	20	31JAN14	27FEB14	31JAN14	27FEB14	0	0	10.00
Instrumentation & Control									
3EFLCNI10A	I&C Installation Waste Area Alpha	20	31JAN14	27FEB14	31JAN14	27FEB14	0	0	9.00
Commissioning & Start Up									
Mechanical									
3EFLPEM05A	Drainage Pumps Commissioning Alpha	10	28FEB14	13MAR14	28FEB14	13MAR14	0	0	1.00
3EFLPEM20A	Pumps Commissioning Waste Area Alpha	5	28FEB14	06MAR14	28FEB14	06MAR14	0	0	13.00
3EFLPEM10A	Start Up Waste Area Alpha	10	21MAR14	03APR14	21MAR14	03APR14	0	0	13.00
Instrumentation & Control									
3EFLPEI10A	Signal Testing Waste Area Alpha	15	28FEB14	20MAR14	28FEB14	20MAR14	0	0	4.00
Beta									
Construction									
Civil									
3EFLCNC40B	PB Drainage Installation Beta	140	01OCT12A	30JAN14	01OCT12A	31DEC13A	99	100	71.00
3EFLCNC05B	Drainage System Sumps Beta	40	29JUL13A	18OCT13A	29JUL13A	18OCT13A	100	100	1.00
Mechanical									
3EFLCNM50B	Piping & Accesories Effluent Piping Inst. Beta	65	27MAY13A	31JUL13A	27MAY13A	31JUL13A	100	100	51.00
3EFLCNM60B	Oil Separator Installation Beta	15	29OCT13A	25NOV13A	29OCT13A	25NOV13A	100	100	8.00
3EFLCNM80B	Waste Oil Tank Installation Beta	10	29OCT13A	19NOV13A	29OCT13A	19NOV13A	100	100	14.00
3EFLCNM90B	Oil Separator & Waste Water Pumps Inst. Beta	10	29OCT13A	18FEB14	29OCT13A	20JAN14	67	71	6.00
3EFLCNM70B	Waste Water Tank Installation Beta	10	05NOV13A	19NOV13A	05NOV13A	19NOV13A	100	100	14.00
3EFLCNM30B	Drainage Pumps Installation Beta	5	19FEB14	25FEB14	21JAN14	27JAN14	0	0	3.00
Electrical									
3EFLCNE10B	Electrical Cable & Connection Waste Area Beta	20	31JAN14	27FEB14	31JAN14	27FEB14	0	0	10.00
Instrumentation & Control									
3EFLCNI10B	I&C Installation Waste Area Beta	20	31JAN14	27FEB14	31JAN14	27FEB14	0	0	9.00
Commissioning & Start Up									
Mechanical									
3EFLPEM05B	Drainage Pumps Commissioning Beta	10	28FEB14	13MAR14	28FEB14	13MAR14	0	0	1.00
3EFLPEM20B	Pumps Commissioning Waste Area Beta	5	28FEB14	06MAR14	28FEB14	06MAR14	0	0	13.00
3EFLPEM10B	Start Up Waste Area Beta	10	21MAR14	03APR14	21MAR14	03APR14	0	0	13.00
Instrumentation & Control									
3EFLPEI10B	Signal Testing Waste Area Beta	15	28FEB14	20MAR14	28FEB14	20MAR14	0	0	4.00
Nitrogen System									
Common									
Procurement									
Mechanical									
3NITCOM05	P.O. Nitrogen System (ASI)	39	14NOV12A	24MAY13A	14NOV12A	24MAY13A	100	100	0.00
Engineering									
Civil									
3NITIGC15	Deliver Nitrogen Plant Forms & Loads	0	24MAY13A		24MAY13A		100	100	0.00
3NITIGC25	Civil Engineering Nitrogen Plant	10	27MAY13A	30OCT13A	27MAY13A	30OCT13A	100	100	3.00
Alpha									
Manufacturing & Supply									
Mechanical									
3NITFBM05A	Manufacture & Supply Nitrogen System (ASI) Alpha	77	27MAY13A	10JAN14	27MAY13A	09DEC13A	99	100	0.00
Construction									
Civil									
3NITCNC05A	Foundation & Fencing Nitrogen System Alpha	25	11NOV13A	27NOV13A	11NOV13A	27NOV13A	100	100	4.00
Mechanical									
3NITCNM17A	Nitrogen Piping & Acc. Assembly + HT Alpha	40	01AUG13A	10FEB14	01AUG13A	31JAN14	52	72	61.00

Activity ID	Activity Description	Orig Dur	Early Start	Early Finish	Target 1 Early Start	Target 1 Early Finish	% Comp	Target 1 % Comp	Budgeted Quantity
3NITCNM05A	Nitrogen System Assembly (ASI) Alpha	9	28NOV13A	10JAN14	11DEC13A	23DEC13A	82	100	0.00
Instrumentation & Control									
3NITCNI35A	I&C Installation Nitrogen System Alpha	15	24JAN14	13FEB14	06JAN14	31JAN14	0	0	2.00
Commissioning & Start Up									
Mechanical									
3NITPEM20A	Commissioning Nitrogen System Alpha	5	21FEB14	27FEB14	17FEB14	21FEB14	0	0	1.00
Instrumentation & Control									
3NITPEI10A	Signal Testing Nitrogen System Alpha	10	07FEB14	20FEB14	27JAN14	14FEB14	0	0	4.00
Beta									
Manufacturing & Supply									
Mechanical									
3NITFBM05B	Manufacture & Supply Nitrogen System (ASI) Beta	77	27MAY13A	10JAN14	27MAY13A	09DEC13A	99	100	0.00
Construction									
Civil									
3NITCNC05B	Foundation & Fencing Nitrogen System Beta	25	25NOV13A	28NOV13A	25NOV13A	29NOV13A	100	100	4.00
Mechanical									
3NITCNM17B	Nitrogen Piping & Acc. Assembly + HT Beta	40	01AUG13A	10FEB14	01AUG13A	31JAN14	62	77	61.00
3NITCNM05B	Nitrogen System Assembly (ASI) Beta	7	29NOV13A	10JAN14	13DEC13A	23DEC13A	82	100	0.00
Instrumentation & Control									
3NITCNI35B	I&C Installation Nitrogen System Beta	15	24JAN14	13FEB14	06JAN14	31JAN14	0	0	2.00
Commissioning & Start Up									
Mechanical									
3NITPEM20B	Commissioning Nitrogen System Beta	5	21FEB14	27FEB14	18FEB14	24FEB14	0	0	1.00
Instrumentation & Control									
3NITPEI10B	Signal Testing Nitrogen System Beta	10	07FEB14	20FEB14	28JAN14	17FEB14	0	0	4.00
Chemical Dosing									
Common									
Procurement									
Mechanical									
3DQMCOM15	P.O. Chemical Dosing	40	06JUN12A	13DEC12A	06JUN12A	13DEC12A	100	100	5.00
Engineering									
Civil									
3DQMIGC35	Civil Engineering Chemical Dosing	50	14JAN13A	08JUL13A	14JAN13A	08JUL13A	100	100	17.00
3DQMIGC25	Delivery Chemical Dosing Forms & Loads	0	28JAN13A		28JAN13A		100	100	0.00
Manufacturing & Supply									
Mechanical									
3DQMFBM05	Manufacture & Supply Chemical Dosing Equipment	116	14DEC12A	27SEP13A	14DEC12A	27SEP13A	100	100	42.00
Alpha									
Construction									
Civil									
3DQMCNC25A	Power Block Chem.Dosing Slab & Structure Alpha	40	01MAY13A	30JUL13A	01MAY13A	01AUG13A	100	100	13.00
3DQMCNC15A	Cooling Tower Chem.Dosing Slab & Structure Alpha	15	11SEP13A	24SEP13A	11SEP13A	24SEP13A	100	100	13.00
Mechanical									
3DQMCNM05A	Chemical Dosing equipment Installation Alpha	40	16DEC13A	04FEB14	09DEC13A	04FEB14	50	40	34.00
Electrical									
3DQMCNE05A	Electrical Installation Chemical Dosing Alpha	15	04FEB14	24FEB14	04FEB14	24FEB14	0	0	1.00
Commissioning & Start Up									
Mechanical									
3DQMPEM10A	Precommissioning Cooling Towers Chem.Dosing Alph	10	25FEB14	10MAR14	25FEB14	10MAR14	0	0	2.00
3DQMPEM15A	Precommissioning Power Block Chem.Dosing Alpha	10	03APR14	16APR14	03APR14	16APR14	0	0	2.00
3DQMPEM20A	Start Up Chemical Dosing Cooling Towers Alpha	10	08APR14	21APR14	08APR14	21APR14	0	0	2.00
3DQMPEM35A	Start Up Chemical Dosing Power Block Alpha	10	05MAY14	16MAY14	05MAY14	16MAY14	0	0	2.00
Instrumentation & Control									
3DQMPEI05A	Chemical Dosing Signal Testing Alpha	30	25FEB14	07APR14	25FEB14	07APR14	0	0	3.00
Beta									
Construction									
Civil									
3DQMCNC25B	Power Block Chem.Dosing Slab & Structure Beta	40	01MAY13A	30JUL13A	01MAY13A	01AUG13A	100	100	13.00
3DQMCNC15B	Cooling Tower Chem.Dosing Slab & Structure Beta	15	13SEP13A	20SEP13A	13SEP13A	20SEP13A	100	100	13.00
Mechanical									
3DQMCNM05B	Chemical Dosing equipment Installation Beta	40	16DEC13A	04FEB14	09DEC13A	04FEB14	50	40	34.00
Electrical									
3DQMCNE05B	Electrical Installation Chemical Dosing Beta	15	04FEB14	24FEB14	04FEB14	24FEB14	0	0	1.00

Activity ID	Activity Description	Orig Dur	Early Start	Early Finish	Target 1 Early Start	Target 1 Early Finish	% Comp	Target 1 % Comp	Budgeted Quantity
Commissioning & Start Up									
Mechanical									
3DQMPEM10B	Precommissioning Cooling Towers Chem.Dosing Beta	10	25FEB14	10MAR14	25FEB14	10MAR14	0	0	2.00
3DQMPEM15B	Precommissioning Power Block Chem.Dosing Beta	10	02APR14	15APR14	02APR14	15APR14	0	0	2.00
3DQMPEM20B	Start Up Chemical Dosing Cooling Towers Beta	10	08APR14	21APR14	08APR14	21APR14	0	0	2.00
3DQMPEM35B	Start Up Chemical Dosing Power Block Beta	10	05MAY14	16MAY14	05MAY14	16MAY14	0	0	2.00
Instrumentation & Control									
3DQMPEI05B	Chemical Dosing Signal Testing Beta	30	25FEB14	07APR14	25FEB14	07APR14	0	0	3.00
Sampling System									
Common									
Procurement									
Mechanical									
3SMUCOM15	P.O. Sampling System	40	27DEC12A	27MAR13A	27DEC12A	27MAR13A	100	100	2.00
Manufacturing & Supply									
Mechanical									
3SMUFBM05	Manufacture & Supply Sampling System	123	01APR13A	13SEP13A	01APR13A	13SEP13A	100	100	21.00
Alpha									
Construction									
Mechanical									
3SMUCNM15A	Sampling System Equipment Installation Alpha	30	05FEB14	18MAR14	05FEB14	18MAR14	0	0	17.00
Commissioning & Start Up									
Instrumentation & Control									
3SMUPEI05A	Signal Test Sampling System Alpha	10	19MAR14	01APR14	19MAR14	01APR14	0	0	3.00
3SMUPEI20A	Start Up Cooling Towers Sampling System Alpha	10	08APR14	21APR14	08APR14	21APR14	0	0	2.00
3SMUPEI30A	Start Up Power Block Sampling System Alpha	10	05MAY14	16MAY14	05MAY14	16MAY14	0	0	2.00
Beta									
Construction									
Mechanical									
3SMUCNM15B	Sampling System Equipment Installation Beta	30	04FEB14	17MAR14	04FEB14	17MAR14	0	0	17.00
Commissioning & Start Up									
Instrumentation & Control									
3SMUPEI05B	Signal Test Sampling System Beta	10	20MAR14	02APR14	20MAR14	02APR14	0	0	3.00
3SMUPEI20B	Start Up Cooling Towers Sampling System Beta	10	08APR14	21APR14	08APR14	21APR14	0	0	2.00
3SMUPEI30B	Start Up Power Block Sampling System Beta	10	05MAY14	16MAY14	05MAY14	16MAY14	0	0	2.00
Compressed Air System									
Common									
Procurement									
Mechanical									
3ACOCOM05	P.O. Compressed Air System	40	01MAY12A	30NOV12A	01MAY12A	30NOV12A	100	100	3.00
Alpha									
Manufacturing & Supply									
Mechanical									
3ACOFBM05A	Manufacture&Supply Air Compressed Equipment Alph	130	03DEC12A	08JUL13A	03DEC12A	08JUL13A	100	100	12.00
Construction									
Civil									
3ACOCNC15A	Air Compressors Slab & Structure Constr. Alpha	30	30SEP13A	31JAN14	30SEP13A	17JAN14	50	82	1.00
Mechanical									
3ACOCNM05A	Air Compressors & Dryers Installation Alpha	15	23DEC13A	31DEC13A	27DEC13A	17JAN14	100	20	14.00
3ACOCNM10A	Compress Air Tanks Installation Alpha	10	06JAN14	17JAN14	19DEC13A	03JAN14	0	80	3.00
Electrical									
3ACOCNE05A	Electrical Connection Compress Air System Alpha	10	20JAN14	31JAN14	07JAN14	20JAN14	0	0	1.00
Commissioning & Start Up									
Mechanical									
3ACOPEM05A	Compress Air System Commissioning Alpha	5	03FEB14	07FEB14	21JAN14	27JAN14	0	0	5.00
Instrumentation & Control									
3ACOPEI05A	Signal Testing Compress Air System Alpha	5	10FEB14	14FEB14	28JAN14	03FEB14	0	0	3.00
Beta									
Manufacturing & Supply									
Mechanical									
3ACOFBM05B	Manufacture&Supply Air Compressing Equipment Bet	130	03DEC12A	08JUL13A	03DEC12A	08JUL13A	100	100	12.00
Construction									
Civil									
3ACOCNC15B	Air Compressors Slab & Structure Constr. Beta	35	14OCT13A	31JAN14	14OCT13A	17JAN14	50	82	1.00
Mechanical									
3ACOCNM05B	Air Compressors & Dryers Installation Beta	15	23DEC13A	31DEC13A	27DEC13A	17JAN14	100	20	14.00
3ACOCNM10B	Compress Air Tanks Installation Beta	10	06JAN14	17JAN14	19DEC13A	03JAN14	0	80	3.00

Activity ID	Activity Description	Orig Dur	Early Start	Early Finish	Target 1 Early Start	Target 1 Early Finish	% Comp	Target 1 % Comp	Budgeted Quantity
Electrical									
3ACOCNE05B	Electrical Connection Compress Air System Beta	10	20JAN14	31JAN14	08JAN14	21JAN14	0	0	1.00
Commissioning & Start Up									
Mechanical									
3ACOPEM05B	Compress Air System Commissioning Beta	5	03FEB14	07FEB14	30JAN14	05FEB14	0	0	5.00
Instrumentation & Control									
3ACOPEI05B	Signal Testing Compress Air System Beta	5	10FEB14	14FEB14	06FEB14	12FEB14	0	0	3.00
Fire Protection System									
Common									
Procurement									
Civil									
3PCICOC15	P.O. FFS Building	40	01AUG12A	15OCT12A	01AUG12A	15OCT12A	100	100	6.00
Mechanical									
3PCICOM05	P.O. Fire Fighting System	40	09DEC11A	15OCT12A	09DEC11A	15OCT12A	100	100	19.00
Engineering									
Civil									
3PCIIGC25	Civil Engineering of Fire Fighting System	25	28SEP12A	30JUL13A	28SEP12A	30JUL13A	100	100	4.00
Mechanical									
3PCIIGM35	Detailed Engineering of Fire Fighting System	100	02JAN13A	27JAN14	02JAN13A	27JAN14	95	87	170.00
Manufacturing & Supply									
Mechanical									
3PCIFBM15	Manufacture & Supply Piping and Equip.	62	02JAN13A	15APR13A	02JAN13A	15APR13A	100	100	92.00
Instrumentation & Control									
3PCIFBI05	Manufacture&Supply Detection and Alarm Equipment	70	01MAY13A	17FEB14	01MAY13A	17FEB14	93	88	69.00
Alpha									
Manufacturing & Supply									
Mechanical									
3PCIFBM05A	Manufacture & Supply FFS Pumps Alpha	45	27MAR13A	12JUL13A	27MAR13A	12JUL13A	100	100	34.00
Construction									
Civil									
3PCICNC15A	Civil Works FFS System Alpha	60	07JAN13A	30SEP13A	07JAN13A	30SEP13A	100	100	11.00
3PCICNC10A	FFS Building Erection Alpha	25	25SEP13A	03FEB14	25SEP13A	15JAN14	64	85	13.00
Mechanical									
3PCICNM25A	Underground Piping and Hydrants Install. Alpha	60	07JAN13A	01MAR13A	07JAN13A	01MAR13A	100	100	39.00
3PCICNM40A	FFS Deluge System in Transformers Alpha	30	30AUG13A	13FEB14	30AUG13A	15JAN14	80	93	20.00
3PCICNM60A	FFS Sprinklers in Office Building Alpha	25	02SEP13A	08JAN14	02SEP13A	06DEC13A	98	100	20.00
3PCICNM70A	FFS Deluge in HTF Area Alpha	25	04SEP13A	10MAR14	04SEP13A	10MAR14	10	2	27.00
3PCICNM05A	FFS Pumps Installation Alpha	10	15NOV13A	15JAN14	15NOV13A	13DEC13A	13	100	20.00
Electrical									
3PCICNE05A	Electrical Connection FFS System Alpha	20	21JAN14	17FEB14	21JAN14	17FEB14	0	0	6.00
Instrumentation & Control									
3PCICNI05A	Detection System Installation Alpha	40	01OCT13A	17FEB14	01OCT13A	17FEB14	26	16	39.00
3PCICNI15A	I&C installation including Alarm System Alpha	40	01OCT13A	17FEB14	01OCT13A	17FEB14	26	16	39.00
Commissioning & Start Up									
Mechanical									
3PCIPEM05A	Commissioning Fire Fighting+System Testing Alpha	25	18FEB14	24MAR14	18FEB14	24MAR14	0	0	47.00
Instrumentation & Control									
3PCIPEI05A	Signal Testing Fire Fighting System Alpha	15	18FEB14	10MAR14	18FEB14	10MAR14	0	0	4.00
Beta									
Manufacturing & Supply									
Mechanical									
3PCIFBM05B	Manufacture & Supply FFS Pumps Beta	43	27MAR13A	12JUL13A	27MAR13A	12JUL13A	100	100	34.00
Construction									
Civil									
3PCICNC15B	Civil Works FFS System Beta	60	25FEB13A	30SEP13A	25FEB13A	30SEP13A	100	100	11.00
3PCICNC10B	FFS Building Erection Beta	25	25SEP13A	03FEB14	25SEP13A	14JAN14	64	86	13.00
Mechanical									
3PCICNM25B	Underground Piping and Hydrants Installation Bet	60	25FEB13A	19APR13A	25FEB13A	19APR13A	100	100	39.00
3PCICNM40B	FFS Deluge System in Transformers Beta	37	30AUG13A	13FEB14	30AUG13A	15JAN14	80	95	20.00
3PCICNM60B	FFS Sprinklers in Office Building Beta	25	02SEP13A	08JAN14	02SEP13A	06DEC13A	98	100	20.00
3PCICNM05B	FFS Pumps Installation Beta	10	18NOV13A	31JAN14	18NOV13A	23JAN14	9	60	20.00
3PCICNM70B	FFS Deluge in HTF Area Beta	25	13JAN14	07MAR14	13JAN14	07MAR14	0	0	27.00

Activity ID	Activity Description	Orig Dur	Early Start	Early Finish	Target 1 Early Start	Target 1 Early Finish	% Comp	Target 1 % Comp	Budgeted Quantity
Electrical									
3PCICNE05B	Electrical Connection FFS System Beta	20	21JAN14	17FEB14	21JAN14	17FEB14	0	0	6.00
Instrumentation & Control									
3PCICNI05B	Detection System Installation Beta	40	01OCT13A	18FEB14	01OCT13A	18FEB14	26	16	39.00
3PCICNI15B	I&C installation including Alarm System Beta	40	01OCT13A	18FEB14	01OCT13A	18FEB14	26	16	39.00
Commissioning & Start Up									
Mechanical									
3PCIPEM05B	Commissioning Fire Fighting+System Testing Beta	24	18FEB14	21MAR14	18FEB14	21MAR14	0	0	47.00
Instrumentation & Control									
3PCIPEI05B	Signal Testing Fire Fighting System Beta	15	19FEB14	11MAR14	19FEB14	11MAR14	0	0	4.00
Distribution Control System									
Common									
Procurement									
Instrumentation & Control									
3SCDCOI05	P.O. Distributed Control System	40	09DEC11A	01MAY12A	09DEC11A	01MAY12A	100	100	35.00
3SCDCOI25	P.O. PB MultiCable	25	15APR13A	30JUL13A	15APR13A	30JUL13A	100	100	3.00
3SCDCOI20	P.O. Optics Fiber PB	20	18JUL13A	23AUG13A	18JUL13A	23AUG13A	100	100	1.00
Engineering									
Instrumentation & Control									
3SCDIGI15	Engineering Distributed Control System	69	04SEP12A	27DEC12A	04SEP12A	27DEC12A	100	100	113.00
3SCDIGI25	Distributed Control System Programming	116	01OCT12A	15APR14	01OCT12A	15APR14	93	77	1,508.00
3SCDIGI35	Control Building Engineering + BV Approval	33	04FEB13A	01AUG13A	04FEB13A	01AUG13A	100	100	0.00
Manufacturing & Supply									
Instrumentation & Control									
3SCDFBI15	FAT Tests of DCS	95	13JUN13A	25FEB14	13JUN13A	25FEB14	40	61	38.00
3SCDFBI17	Manufacture & Supply PB Multicable	60	31JUL13A	30SEP13A	31JUL13A	30SEP13A	100	100	58.00
3SCDFBI25	PB Optic Fiber Supply	35	26AUG13A	09OCT13A	26AUG13A	09OCT13A	100	100	1.00
Alpha									
Manufacturing & Supply									
Instrumentation & Control									
3SCDFBI05A	Manufacture & Supply DCS Cabinets (L-1) Alpha	145	07SEP12A	29MAR13A	07SEP12A	29MAR13A	100	100	3.00
3SCDFBI10A	DCS Furniture & Equipment Supply Alpha	60	01APR13A	15APR13A	01APR13A	15APR13A	100	100	3.00
Construction									
Civil									
3SCDCNC40A	Control Building Construction & Interior Alpha	77	15APR13A	29NOV13A	15APR13A	20DEC13A	100	100	27.00
Instrumentation & Control									
3SCDCNI05A	DCS Stations Installation in Control Room Alpha	10	14JAN14	27JAN14	26DEC13A	16JAN14	0	27	10.00
3SCDCNI10A	L-1 DCS Cabinets installation Alpha	20	14JAN14*	10FEB14	26DEC13A	09JAN14	0	40	9.00
3SCDCNI90A	Optics Fiber Installation Alpha	30	16JAN14	26FEB14	10JAN14	20FEB14	0	0	1.00
3SCDCNI07A	DCS Software installation Alpha	8	28JAN14	06FEB14	17JAN14	30JAN14	0	0	4.00
Commissioning & Start Up									
Instrumentation & Control									
3SCDPEI15A	Signal Test Whole Plant Alpha	73	11FEB14	22MAY14	20JAN14	30APR14	0	0	57.00
3SCDPEI25A	PLC's Communication Tests Alpha	15	11FEB14	03MAR14	31JAN14	20FEB14	0	0	8.00
3SCDPEI05A	DCS Loops & Interlocks Tests (SAT) Alpha	20	18FEB14	17MAR14	07FEB14	13MAR14	0	0	21.00
Beta									
Manufacturing & Supply									
Instrumentation & Control									
3SCDFBI05B	Manufacture & Supply DCS Cabinets (L-1) Beta	145	07SEP12A	19APR13A	07SEP12A	19APR13A	100	100	3.00
3SCDFBI10B	DCS Furniture & Equipment Supply Beta	60	01APR13A	15APR13A	01APR13A	15APR13A	100	100	3.00
Construction									
Civil									
3SCDCNC40B	Control Building Construction & Interior Beta	83	15APR13A	29NOV13A	15APR13A	20DEC13A	100	100	27.00
Instrumentation & Control									
3SCDCNI05B	DCS Stations Installation in Control Room Beta	10	14JAN14	27JAN14	26DEC13A	16JAN14	0	27	10.00
3SCDCNI10B	L-1 DCS Cabinets installation Beta	20	14JAN14*	10FEB14	26DEC13A	09JAN14	0	40	9.00
3SCDCNI90B	Optics Fiber Installation Beta	30	16JAN14	26FEB14	10JAN14	20FEB14	0	0	1.00
3SCDCNI07B	DCS Software installation Beta	8	28JAN14	06FEB14	17JAN14	30JAN14	0	0	4.00
Commissioning & Start Up									
Instrumentation & Control									
3SCDPEI15B	Signal Test Whole Plant Beta	73	11FEB14	22MAY14	21JAN14	22MAY14	0	0	58.00

Activity ID	Activity Description	Orig Dur	Early Start	Early Finish	Target 1 Early Start	Target 1 Early Finish	% Comp	Target 1 % Comp	Budgeted Quantity
3SCDPEI25B	PLC's Communication Tests Beta	15	11FEB14	03MAR14	31JAN14	20FEB14	0	0	8.00
3SCDPEI05B	DCS Loops & Interlocks Tests (SAT) Beta	20	25FEB14	24MAR14	14FEB14	20MAR14	0	0	21.00
Piping System									
Common									
Procurement									
Mechanical									
3RAKCOM45	P.O. Manual Valves no HTF	30	06JUL12A	30NOV12A	06JUL12A	30NOV12A	100	100	4.00
3RAKCOM05	P.O. Piping Rack Assembly	39	28AUG12A	29MAR13A	28AUG12A	29MAR13A	100	100	146.00
3RAKCOM25	P.O. for Rack Structure	30	28AUG12A	19DEC12A	28AUG12A	19DEC12A	100	100	0.00
3RAKCOM55	P.O. On/Off Valves PB	30	01OCT12A	31JAN13A	01OCT12A	31JAN13A	100	100	1.00
3RAKCOM75	P.O. PB Piping & Accesories	30	05OCT12A	20MAR13A	05OCT12A	20MAR13A	100	100	43.00
3RAKCOM50	P.O. of Rack 3	0	30NOV12A		30NOV12A		100	100	0.00
3RAKCOM65	P.O. Pressure Safety Valves PB	35	03DEC12A	25APR13A	03DEC12A	25APR13A	100	100	1.00
3RAKCOM30	P.O. of Rack 1	0	19DEC12A		19DEC12A		100	100	0.00
3RAKCOM40	P.O. of Rack 2	0	19DEC12A		19DEC12A		100	100	0.00
3RAKCOM85	P.O. Piping Assembly In Power Block	45	12MAR13A	30MAY13A	12MAR13A	30MAY13A	100	100	0.00
3RAKCOM15	P.O. PB Piping Supports (Steam)	30	01APR13A	16AUG13A	01APR13A	16AUG13A	100	100	0.00
3RAKCOM35	P.O. PB Piping Supports (Utilities)	30	01APR13A	20SEP13A	01APR13A	20SEP13A	100	100	0.00
3RAKCOM95	Steam Area Mechanical Assembly P.O. Ready	0	17JUN13A		17JUN13A		100	100	0.00
Engineering									
Civil									
3RAKIGC95	Civil Works Engineering Rack	40	13JUN12A	18FEB13A	13JUN12A	18FEB13A	100	100	66.00
3RAKIGC85	Delivery Rack Forms & Loads	0	02JUL12A		02JUL12A		100	100	0.00
3RAKIGC55	Delivery of Rack 3 Foundations Design	0		22OCT12A		22OCT12A	100	100	0.00
3RAKIGC25	Delivery of Rack 3 Structure IfC	0		07NOV12A		07NOV12A	100	100	0.00
3RAKIGC05	Delivery of Rack 1 Structure IfC	0		20DEC12A		20DEC12A	100	100	0.00
3RAKIGC35	Delivery of Rack 1 Foundations Design	0		28JAN13A		28JAN13A	100	100	0.00
3RAKIGC15	Delivery of Rack 2 Structure IfC	0		29JAN13A		29JAN13A	100	100	0.00
3RAKIGC45	Delivery of Rack 2 Foundations Design	0		18FEB13A		18FEB13A	100	100	0.00
Mechanical									
3RAKIGM10	Piping Engineering in Rack	94	01AUG12A	26APR13A	01AUG12A	26APR13A	100	100	293.00
3RAKIGM20	Delivery Rack 3 Piping Design IfC	0		01NOV12A		01NOV12A	100	100	0.00
3RAKIGM30	Delivery Rack 1 Piping Design IfC	0		26APR13A		26APR13A	100	100	0.00
3RAKIGM40	Delivery Rack 2 Piping Design IfC	0		26APR13A		26APR13A	100	100	0.00
Legalization									
3RAKIGL85	Permit Approval of Rack 3 Structure	13	08OCT12A	15NOV12A	08OCT12A	15NOV12A	100	100	0.00
3RAKIGL25	Permit Approval of Rack 3 Foundations	25	26OCT12A	13NOV12A	26OCT12A	13NOV12A	100	100	0.00
3RAKIGL65	Permit Approval of Rack 1 Structure	13	21DEC12A	22FEB13A	21DEC12A	22FEB13A	100	100	0.00
3RAKIGL05	Permit Approval of Rack 1 Foundations	25	28JAN13A	28FEB13A	28JAN13A	28FEB13A	100	100	0.00
3RAKIGL75	Permit Approval of Rack 2 Structure	25	30JAN13A	22MAR13A	30JAN13A	22MAR13A	100	100	0.00
3RAKIGL15	Permit Approval of Rack 2 Foundations	25	19FEB13A	20MAR13A	19FEB13A	20MAR13A	100	100	0.00
Manufacturing & Supply									
Civil									
3RAKFBC05	Manufacture & Supply Rack Structure	70	03DEC12A	28JUN13A	03DEC12A	24SEP13A	100	100	184.00
3RAKFBC45	Manufacture & Supply Rack 3 Structure	40	03DEC12A	27MAR13A	03DEC12A	27MAR13A	100	100	0.00
3RAKFBC25	Manufacture & Supply Rack 1 Structure	40	29JAN13A	28JUN13A	29JAN13A	24SEP13A	100	100	0.00
3RAKFBC35	Manufacture & Supply Rack 2 Structure	40	29JAN13A	28JUN13A	29JAN13A	24SEP13A	100	100	0.00
3RAKFBC15	Manufacture & Supply Piping Supports	59	12AUG13A	29NOV13A	12AUG13A	26DEC13A	100	100	13.00
3RAKFBC85	Start Reception of Steam Area Supports	0	09OCT13A		09OCT13A		100	100	0.00
Mechanical									
3RAKFBM95	Manufacture & Supply Manual Valves PB	157	02JAN13A	14FEB14	02JAN13A	31JAN14	92	92	99.00
3RAKFBM60	Manufacture & Supply Carbon Steel PB Piping	80	25JAN13A	29MAR13A	25JAN13A	29MAR13A	100	100	536.00

Activity ID	Activity Description	Orig Dur	Early Start	Early Finish	Target 1 Early Start	Target 1 Early Finish	% Comp	Target 1 % Comp	Budgeted Quantity
3RAKFBM70	Manufacture & Supply Stainless Steel PB Piping	60	25JAN13A	15MAR13A	25JAN13A	15MAR13A	100	100	56.00
3RAKFBM33	Manufacture & Supply On/Off Valves PB	142	01MAR13A	14FEB14	01MAR13A	06JAN14	99	99	27.00
3RAKFBM53	Manufacture & Supply PSV's PB	89	26APR13A	01NOV13A	26APR13A	01NOV13A	100	100	30.00
3RAKFBM105	Delivery of First Valves	0	01MAY13A		01MAY13A		100	100	0.00
Alpha									
Construction									
Civil									
3RAKCNC20A	Rack & Piping Foundations in PB Alpha	80	07JAN13A	20MAY13A	07JAN13A	20MAY13A	100	100	121.00
3RAKCNC30A	Rack 1 Foundations Ready Alpha	0	10MAY13A		10MAY13A		100	100	0.00
Mechanical									
3RAKCNM12A	Piping Rack Installation Alpha	87	19MAR13A	10JAN14	19MAR13A	31DEC13A	99	100	653.00
3RAKCNM74A	Rack 3 Erection Alpha	25	19MAR13A	12APR13A	19MAR13A	12APR13A	100	100	0.00
3RAKCNM05A	Workshop&Onsite Install. Steam Pip&Acc.+HT Alpha	94	20JUN13A	02APR14	20JUN13A	02APR14	39	18	553.00
3RAKCNM18A	Condensate&Feed Piping&Acc. Install.+HT Alpha	99	20JUN13A	27MAR14	20JUN13A	27MAR14	59	40	237.00
3RAKCNM30A	Manual Valves Installation in PB Alpha	70	20JUN13A	14MAR14	20JUN13A	14MAR14	34	22	93.00
3RAKCNM42A	Condensate Drainage Piping&Acc.Install.+HT Alpha	60	20JUN13A	25MAR14	20JUN13A	25MAR14	48	39	186.00
3RAKCNM70A	Rack 1 Erection Alpha	37	01JUL13A	20DEC13A	01JUL13A	20DEC13A	100	100	0.00
3RAKCNM72A	Rack 2 Erection Alpha	65	15JUL13A	10JAN14	15JUL13A	31DEC13A	99	100	0.00
3RAKCNM60A	Cooling Piping&Accessories Installation+HT Alpha	75	15AUG13A	28FEB14	02DEC13A	13FEB14	42	40	125.00
3RAKCNM35A	Worksh&Onsite Install.Compr.Air Pipe&Acc+HT Alph	70	16AUG13A	14MAR14	16AUG13A	14MAR14	10	28	61.00
3RAKCNM10A	Worksh&Onsite Install. Raw Water Pip&Acc+HT Alph	60	13NOV13A	25FEB14	13NOV13A	25FEB14	56	66	14.00
3RAKCNM20A	Worksh&Onsite Install.Demi Water Pip&Acc+HT Alph	56	13NOV13A	19MAR14	13NOV13A	19MAR14	53	49	17.00
3RAKCNM25A	Worksh&Onsite Inst. Osmo.Water Pip&Acc+HT Alpha	40	21NOV13A	14MAR14	21NOV13A	14MAR14	18	1	4.00
3RAKCNM95A	Worksh&Onsite Inst. MakeUp Water Pip&Acc+HT Alph	60	21NOV13A	26MAR14	21NOV13A	25MAR14	57	3	14.00
3RAKCNM15A	Workshop&Onsite Inst.Drink Water Pip&Acc+HT Alph	56	20DEC13A	19MAR14	31DEC13A	19MAR14	34	2	64.00
3RAKCNM40A	On/Off Valves Installation in PB Alpha	65	07JAN14	07APR14	07JAN14	07APR14	0	0	56.00
3RAKCNM50A	PSV's Installation in PB Alpha	50	23JAN14	02APR14	23JAN14	02APR14	0	0	37.00
3RAKCNM55A	PB Insulation Assembly Alpha	70	06FEB14	14MAY14	06FEB14	14MAY14	0	0	128.00
Electrical									
3RAKCNE30A	Electr. and I&C Trays Installation on Rack Alpha	30	31DEC13A	03FEB14	20DEC13A	03FEB14	12	23	102.00
Commissioning & Start Up									
Mechanical									
3RAKPEM05A	Flushing PB Piping Alpha	10	27FEB14	12MAR14	12FEB14	25FEB14	0	0	18.00
Beta									
Procurement									
Mechanical									
3RAKCOM105	P.O. Piping Assembly for Utilities	20	22JUL13A	29NOV13A	22JUL13A	29NOV13A	100	100	0.00
Construction									
Civil									
3RAKCNC20B	Rack & Piping Foundations in PB Beta	80	07JAN13A	27MAY13A	07JAN13A	27MAY13A	100	100	119.00
3RAKCNC30B	Rack 1 Foundations Ready Beta	0	17MAY13A		17MAY13A		100	100	0.00
Mechanical									
3RAKCNM12B	Piping Rack Installation Beta	89	10APR13A	10JAN14	10APR13A	31DEC13A	99	100	642.00
3RAKCNM74B	Rack 3 Erection Beta	20	10APR13A	19APR13A	10APR13A	19APR13A	100	100	0.00
3RAKCNM05B	Workshop&Onsite Install. Steam Pip&Acc+HT Beta	104	20JUN13A	01APR14	20JUN13A	01APR14	37	28	544.00
3RAKCNM18B	Condensate&Feed Piping&Acc. Install.+HT Beta	99	20JUN13A	27MAR14	20JUN13A	27MAR14	51	48	233.00
3RAKCNM30B	Manual Valves Installation in PB Beta	65	20JUN13A	14MAR14	20JUN13A	14MAR14	28	31	92.00
3RAKCNM42B	Condensate Drainage Piping&Acc.Install.+HT Beta	60	20JUN13A	26MAR14	20JUN13A	26MAR14	39	48	183.00
3RAKCNM70B	Rack 1 Erection Beta	37	08JUL13A	20DEC13A	08JUL13A	20DEC13A	100	100	0.00
3RAKCNM72B	Rack 2 Erection Beta	65	09JUL13A	10JAN14	09JUL13A	31DEC13A	98	100	0.00
3RAKCNM35B	Worksh&Onsite Install. Compr.Air Pipe&Acc+HT Bet	70	16AUG13A	14MAR14	02DEC13A	14MAR14	10	29	60.00
3RAKCNM60B	Cooling Piping&Accessories Installation+HT Beta	78	19SEP13A	28FEB14	02DEC13A	13FEB14	39	40	123.00
3RAKCNM20B	Worksh&Onsite Install.Demi Water Pip&Acc+HT Beta	73	13NOV13A	14MAR14	13NOV13A	14MAR14	57	50	17.00



Activity ID	Activity Description	Orig Dur	Early Start	Early Finish	Target 1 Early Start	Target 1 Early Finish	% Comp	Target 1 % Comp	Budgeted Quantity
3RAKCNM10B	Worksh&Onsite Install. Raw Water Pip&Acc+HT Beta	60	21NOV13A	13MAR14	21NOV13A	13MAR14	32	43	14.00
3RAKCNM25B	Worksh&Onsite Inst. Osmo.Water Pip&Acc+HT Beta	40	21NOV13A	14MAR14	21NOV13A	14MAR14	41	1	3.00
3RAKCNM95B	Worksh&Onsite Inst.Make Up Water Pip&Acc+HT Bet	43	21NOV13A	14MAR14	21NOV13A	14MAR14	39	1	14.00
3RAKCNM15B	Workshop&Onsite Inst.Drink Water Pip&Acc+HT Beta	65	20DEC13A	14MAR14	12DEC13A	14MAR14	25	20	62.00
3RAKCNM40B	On/Off Valves Installation in PB Beta	65	07JAN14	07APR14	07JAN14	07APR14	0	0	55.00
3RAKCNM50B	PSV's Installation in PB Beta	50	22JAN14	01APR14	22JAN14	01APR14	0	0	37.00
3RAKCNM55B	PB Insulation Assembly Beta	76	31JAN14	16MAY14	31JAN14	16MAY14	0	0	128.00
Electrical									
3RAKCNE30B	Electr. and I&C Trays Installation on Rack Beta	30	31DEC13A	03FEB14	20DEC13A	03FEB14	15	23	102.00
Commissioning & Start Up									
Mechanical									
3RAKPEM05B	Flushing PB Piping Beta	10	27FEB14	12MAR14	24FEB14	07MAR14	0	0	18.00
Electrical System									
Common									
Procurement									
Civil									
3SIECOC15	P.O. Electrical Buildings	40	31AUG12A	28FEB13A	31AUG12A	28FEB13A	100	100	17.00
Mechanical									
3SIECOM05	P.O. Air Conditioning	40	04SEP12A	28FEB13A	04SEP12A	28FEB13A	100	100	3.00
Electrical									
3SIECOE45	P.O. Main Transformer	40	14SEP11A	31JAN12A	14SEP11A	31JAN12A	100	100	12.00
3SIECOE05	P.O. Auxiliary Transformers	40	01DEC11A	25JAN13A	01DEC11A	25JAN13A	100	100	4.00
3SIECOE16	P.O. Medium Voltage Electrical Cabinets	30	01DEC11A	20DEC12A	01DEC11A	20DEC12A	100	100	17.00
3SIECOE17	P.O. Low Voltage Electrical Cabinets	30	01DEC11A	28FEB13A	01DEC11A	28FEB13A	100	100	6.00
3SIECOE26	P.O. MCC's	35	01DEC11A	28FEB13A	01DEC11A	28FEB13A	100	100	5.00
3SIECOE76	P.O. Variable Frequency Drivers (VFD)	35	01DEC11A	28FEB13A	01DEC11A	28FEB13A	100	100	22.00
3SIECOE35	P.O. Electrical Substations	40	09DEC11A	02AUG12A	09DEC11A	02AUG12A	100	100	17.00
3SIECOE65	P.O. Auxiliary Main Transformer	40	09DEC11A	25JUL12A	09DEC11A	25JUL12A	100	100	13.00
3SIECOE94	P.O. Duct Bars	35	12DEC11A	30APR13A	12DEC11A	30APR13A	100	100	5.00
3SIECOE74	P.O. Diesel Emergency Generator	40	31AUG12A	07FEB13A	31AUG12A	07FEB13A	100	100	11.00
3SIECOE55	P.O. Power Cables	30	07MAR13A	20MAY13A	07MAR13A	20MAY13A	100	100	13.00
3SIECOE25	P.O.Batteries and Chargers Direct Current System	30	19MAR13A	09AUG13A	19MAR13A	09AUG13A	100	100	3.00
3SIECOE30	P.O. Uninterruptible Power Supply (UPS)	35	19MAR13A	28JUN13A	19MAR13A	28JUN13A	100	100	2.00
3SIECOE02	P.O. Electrical Installation PB	35	29MAR13A	29NOV13A	29MAR13A	29NOV13A	100	100	30.00
3SIECOE84	P.O. Lightning Protection	35	29MAR13A	29NOV13A	29MAR13A	29NOV13A	100	100	1.00
3SIECOE64	P.O. Earthing Cables for PB	25	22APR13A	15MAY13A	22APR13A	15MAY13A	100	100	2.00
3SIECOE70	P.O. CCTV and PA Systems	35	28JUN13A	29NOV13A	28JUN13A	29NOV13A	100	100	4.00
Engineering									
Civil									
3SIEIGC15	Substation Engineering	44	01AUG12A	15MAY13A	01AUG12A	15MAY13A	100	100	70.00
3SIEIGC25	Transformers' Civil works design	40	04SEP12A	29NOV13A	04SEP12A	10DEC13A	100	100	75.00
3SIEIGC35	Delivery Transformers Forms & Loads	0	26APR13A		26APR13A		100	100	0.00
Power Purchase Agreement (PPA)									
3SIEIGP10	CAISO B1: Metering Scheme Overview	0	03JUN13A		03JUN13A		100	100	0.00
3SIEIGP20	CAISO B2: Initial Metering Package	0	17FEB14		17FEB14		0	0	0.00
3SIEIGP30	CAISO B4: RIG Certific. and Final Metering Pack	0	02JUN14		02JUN14		0	0	0.00
3SIEIGP40	CAISO B5: Metering and Telemetry Testing	0	16JUN14		16JUN14		0	0	0.00
Manufacturing & Supply									
Mechanical									
3SIEFBM05	Manufacture & Supply Air Conditioning	50	01MAR13A	28FEB14	01MAR13A	15JAN14	91	96	24.00
Electrical									
3SIEFBE05	Manufacture & Supply Electrical Substations	151	03AUG12A	30APR13A	03AUG12A	30APR13A	100	100	158.00
3SIEFBE76	Manufacture & Supply VFD's	126	03DEC12A	26NOV13A	03DEC12A	26NOV13A	100	100	442.00
3SIEFBE25	Manufacture & Supply MV Electrical Cabinets	102	21DEC12A	31OCT13A	21DEC12A	31OCT13A	100	100	346.00

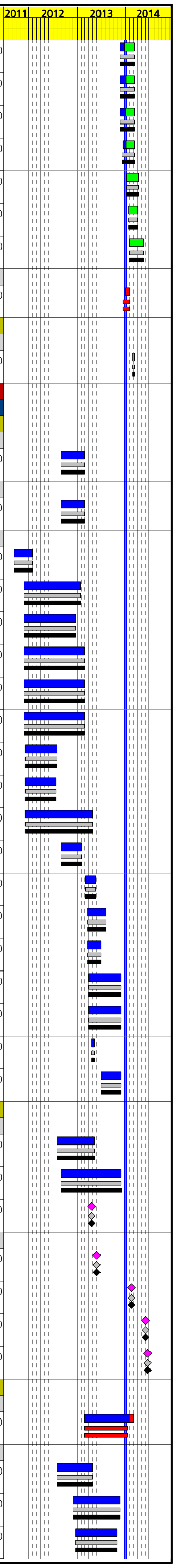

Activity ID	Activity Description	Orig Dur	Early Start	Early Finish	Target 1 Early Start	Target 1 Early Finish	% Comp	Target 1 % Comp	Budgeted Quantity
3SIEFBE19	Manufacture & Supply Auxiliary Transformers	80	28JAN13A	30SEP13A	28JAN13A	01OCT13A	100	100	74.00
3SIEFBE29	Manufacture & Supply MCC's	118	01MAR13A	29AUG13A	01MAR13A	28AUG13A	100	100	105.00
3SIEFBE35	Manufacture & Supply Low Voltage Cabinets	118	01MAR13A	14OCT13A	01MAR13A	15OCT13A	100	100	115.00
3SIEFBE80	M&S of Rig and Metering Equipment	50	01APR13A	09JUL13A	01APR13A	09JUL13A	100	100	0.00
3SIEFBE64	Manufacture & Supply PB Earthing Cable	10	14MAY13A	15JUL13A	14MAY13A	15JUL13A	100	100	18.00
3SIEFBE55	Manufacture & Supply Power Cable	15	21MAY13A	15JUL13A	21MAY13A	13AUG13A	100	100	778.00
3SIEFBE30	Manufacture & Supply DC Batteries&Chargers	70	12AUG13A	29NOV13A	12AUG13A	29NOV13A	100	100	67.00
3SIEFBE45	Manufacture & Supply of Electrical and I&C Trays	75	12AUG13A	29NOV13A	12AUG13A	29NOV13A	100	100	0.00
3SIEFBE65	First Delivery of Electrical and I&C Trays	0	26SEP13A		26SEP13A		100	100	0.00
3SIEFBE70	Manufacture & Supply CCTV&PA	64	02DEC13A	31JAN14	02DEC13A	03MAR14	67	33	82.00
3SIEFBE84	Manufacture & Supply Lightning Protection	39	02JAN14	25FEB14	02DEC13A	27JAN14	0	54	6.00
Alpha									
Manufacturing & Supply									
Electrical									
3SIEFBE27A	Manufac. & Supply Main Transformer Alpha	290	01FEB12A	05OCT12A	01FEB12A	05OCT12A	100	100	127.00
3SIEFBE17A	Manufacture & Supply Aux. Main Transformer Alpha	189	26JUL12A	26FEB13A	26JUL12A	26FEB13A	100	100	41.00
3SIEFBE74A	Manufact&Supply Emergency Diesel Generator Alpha	111	08FEB13A	29OCT13A	08FEB13A	29OCT13A	100	100	108.00
3SIEFBE40A	Manufacture & Supply UPS Alpha	89	01JUL13A	13NOV13A	01JUL13A	13NOV13A	100	100	33.00
3SIEFBE88A	Manufacture & Supply Duct Bars Alpha	129	01JUL13A	14JAN14	01JUL13A	17DEC13A	99	100	52.00
Construction									
Civil									
3SIECNC80A	Electrical Substation Civil Works Alpha	55	14SEP12A	30APR13A	14SEP12A	30APR13A	100	100	41.00
3SIECNC10A	Control Electrical Room Erection Alpha	10	03JUN13A	31DEC13A	03JUN13A	07JAN14	100	98	203.00
3SIECNC30A	Cooling Towers Electrical Room Erection Alpha	10	03JUN13A	11DEC13A	03JUN13A	06DEC13A	100	100	13.00
3SIECNC40A	HTF Electrical Room Erection Alpha	10	03JUN13A	18DEC13A	03JUN13A	20DEC13A	100	100	11.00
3SIECNC85A	Turbine Electrical & Control Room Erection Alpha	38	03JUN13A	31JAN14	03JUN13A	31JAN14	80	95	11.00
3SIECNC05A	Control Electrical Room Foundations Alpha	19	17JUN13A	21OCT13A	29AUG13A	21OCT13A	100	100	68.00
3SIECNC15A	Cooling Towers Electrical Room Foundations Alpha	19	17JUN13A	26SEP13A	12AUG13A	01OCT13A	100	100	4.00
3SIECNC25A	HTF Electrical Room Foundations Alpha	19	17JUN13A	30SEP13A	30AUG13A	01OCT13A	100	100	4.00
3SIECNC65A	Underground Ducts in PB Alpha	60	10JUL13A	31OCT13A	10JUL13A	31OCT13A	100	100	16.00
3SIECNC45A	Diesel Emergency Generator Foundation Alpha	20	16SEP13A	30SEP13A	16SEP13A	30SEP13A	100	100	4.00
3SIECNC60A	Foundations&Walls of auxiliary Transformers Alph	30	13NOV13A	16JAN14	13NOV13A	16JAN14	90	66	44.00
3SIECNC55A	Civil Works Street lighting Alpha	40	15JAN14	11MAR14	15JAN14	11MAR14	0	0	63.00
3SIECNC35A	A/C&Lighting install. in Electrical Rooms Alpha	20	17FEB14	14MAR14	16JAN14	12FEB14	0	0	28.00
Electrical									
3SIECNE42A	Main Transformer Installation Alpha	15	03DEC12A	05DEC12A	03DEC12A	05DEC12A	100	100	18.00
3SIECNE20A	Electrical Substation Assembly Alpha	38	22APR13A	15JUL13A	22APR13A	15JUL13A	100	100	198.00
3SIECNE22A	Auxiliary Main Transformer Installation Alpha	10	29APR13A	27MAY13A	29APR13A	27MAY13A	100	100	6.00
3SIECNE97A	Installation of RIG and MEtering Equipment Alpha	10	10JUL13A	23JUL13A	10JUL13A	23JUL13A	100	100	0.00
3SIECNE90A	PB Earthing Net Alpha	60	01AUG13A	26FEB14	01AUG13A	26FEB14	88	49	31.00
3SIECNE68A	Diesel Emergency Generator Installation Alpha	20	23OCT13A	23DEC13A	23OCT13A	17DEC13A	100	100	15.00
3SIECNE80A	Electrical Trays Installation Alpha	77	28NOV13A	03APR14	28NOV13A	03APR14	15	15	102.00
3SIECNE40A	Medium Voltage Cabinets Installation Alpha	60	09DEC13A	30JAN14	09DEC13A	04MAR14	94	27	25.00
3SIECNE50A	MCC's Installation Alpha	20	09DEC13A	29JAN14	09DEC13A	07JAN14	74	80	8.00
3SIECNE45A	Low Voltage Cabinets Installation Alpha	60	16DEC13A	31JAN14	09DEC13A	04MAR14	45	27	8.00
3SIECNE60A	UPS Installation Alpha	20	19DEC13A	04FEB14	08JAN14	04FEB14	19	0	10.00
3SIECNE32A	VFD's Installation Alpha	60	31DEC13A	31JAN14	09DEC13A	04MAR14	20	27	32.00
3SIECNE55A	Installation DC Batteries & Chargers Alpha	14	16JAN14	04FEB14	08JAN14	04FEB14	0	0	10.00
3SIECNE78A	Duct Bars Installation Alpha	40	17JAN14	13MAR14	17JAN14	13MAR14	0	0	15.00

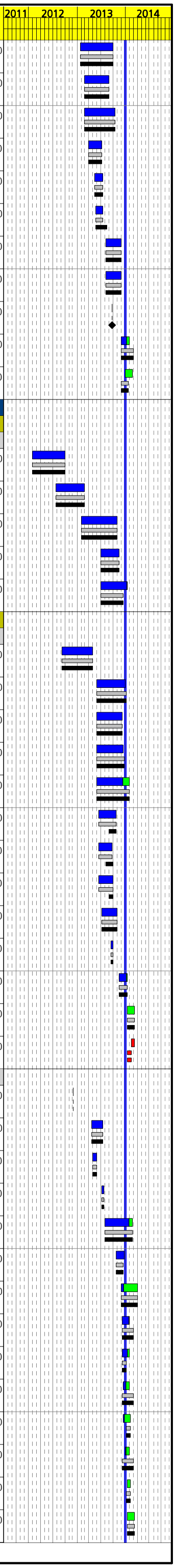

Activity ID	Activity Description	Orig Dur	Early Start	Early Finish	Target 1 Early Start	Target 1 Early Finish	% Comp	Target 1 % Comp	Budgeted Quantity
3SIECNE87A	Auxiliary Transformers Installation Alpha	10	17JAN14	30JAN14	17JAN14	30JAN14	0	0	5.00
3SIECNE85A	Electrical Cable Installation PB Alpha	64	21JAN14	18APR14	21JAN14	18APR14	0	0	233.00
3SIECNE75A	CCTV & PA Systems Installation Alpha	30	03FEB14	14MAR14	04MAR14	14APR14	0	0	19.00
3SIECNE95A	PB Lights Installation Alpha	55	12FEB14	29APR14	12FEB14	29APR14	0	0	296.00
3SIECNE98A	Lightning Protection Installation Alpha	20	26FEB14	25MAR14	28JAN14	24FEB14	0	0	9.00
Commissioning & Start Up									
Electrical									
3SIEPEE15A	Electrical Substation Commissioning Alpha	3	28OCT13A	08NOV13A	28OCT13A	08NOV13A	100	100	33.00
3SIEPEE70A	Main Transformer Commissioning Alpha	3	28OCT13A	14NOV13A	28OCT13A	14NOV13A	100	100	23.00
3SIEPEE05A	Diesel Emergency Generator Start Up Alpha	10	18FEB14	03MAR14	18FEB14	03MAR14	0	0	20.00
3SIEPEE23A	Auxiliary Main Transformer Commissioning Alpha	10	14MAR14	27MAR14	14MAR14	27MAR14	0	0	7.00
3SIEPEE30A	Medium Voltage Cabinets Commissioning Alpha	2	17MAR14	18MAR14	17MAR14	18MAR14	0	0	32.00
3SIEPEE25A	Distribution Transformers Commissioning Alpha	3	19MAR14	21MAR14	19MAR14	21MAR14	0	0	7.00
3SIEPEE35A	Low Voltage Elect. Cabinets Commissioning Alpha	3	19MAR14	21MAR14	19MAR14	21MAR14	0	0	11.00
3SIEPEE40A	MCC's Commissioning Alpha	3	19MAR14	21MAR14	19MAR14	21MAR14	0	0	10.00
3SIEPEE60A	VFD's Commissioning Alpha	3	24MAR14	26MAR14	24MAR14	26MAR14	0	0	40.00
3SIEPEE50A	Plant Electrical System Energization Alpha	0		28MAR14		28MAR14	0	0	0.00
Instrumentation & Control									
3SIEPEI05A	Communications Testing w/Transmission Owner Alph	3	29OCT13A	30OCT13A	29OCT13A	30OCT13A	100	100	1.00
3SIEPEI15A	Electrical System Signal Testing Alpha	10	17MAR14	28MAR14	17MAR14	28MAR14	0	0	5.00
Beta									
Manufacturing & Supply									
Electrical									
3SIEFBE27B	Manufac. & Supply Main Transformer Beta	290	01FEB12A	08OCT12A	01FEB12A	08OCT12A	100	100	127.00
3SIEFBE17B	Manufacture & Supply Aux. Main Transformer Beta	189	26JUL12A	26FEB13A	26JUL12A	26FEB13A	100	100	41.00
3SIEFBE74B	Manufact&Supply Emergency Diesel Generator Beta	130	08FEB13A	29OCT13A	08FEB13A	29OCT13A	100	100	108.00
3SIEFBE40B	Manufacture & Supply UPS Beta	89	01JUL13A	13NOV13A	01JUL13A	13NOV13A	100	100	33.00
3SIEFBE88B	Manufacture & Supply Duct Bars Beta	129	01JUL13A	14JAN14	01JUL13A	16DEC13A	99	100	52.00
Construction									
Civil									
3SIECNC80B	Electrical Substation Civil Works Beta	54	17SEP12A	30APR13A	17SEP12A	30APR13A	100	100	41.00
3SIECNC10B	Control Electrical Room Erection Beta	10	03JUN13A	24DEC13A	03JUN13A	14JAN14	100	95	203.00
3SIECNC30B	Cooling Towers Electrical Room Erection Beta	10	03JUN13A	18NOV13A	03JUN13A	18NOV13A	100	100	13.00
3SIECNC35B	A/C&Lighting install. in Electrical Rooms Beta	20	03JUN13A	14MAR14	03JAN14	14FEB14	86	0	28.00
3SIECNC40B	HTF Electrical Room Erection Beta	10	03JUN13A	24DEC13A	03JUN13A	13DEC13A	100	100	11.00
3SIECNC85B	Turbine Electrical & Control Room Erection Beta	38	03JUN13A	30JAN14	03JUN13A	30JAN14	80	95	11.00
3SIECNC05B	Control Electrical Room Foundations Beta	19	17JUN13A	21OCT13A	20SEP13A	21OCT13A	100	100	68.00
3SIECNC15B	Cooling Towers Electrical Room Foundations Beta	19	17JUN13A	26SEP13A	12AUG13A	01OCT13A	100	100	4.00
3SIECNC25B	HTF Electrical Room Foundations Beta	19	17JUN13A	30SEP13A	30AUG13A	02OCT13A	100	100	4.00
3SIECNC65B	Underground Ducts in PB Beta	60	24JUL13A	31OCT13A	24JUL13A	06NOV13A	100	100	16.00
3SIECNC45B	Diesel Emergency Generator Foundation Beta	20	16SEP13A	30SEP13A	16SEP13A	30SEP13A	100	100	4.00
3SIECNC60B	Foundations&Walls of auxiliary Transformers Beta	30	13NOV13A	14JAN14	13NOV13A	14JAN14	90	70	44.00
3SIECNC55B	Civil Works Street lighting Beta	40	15JAN14	11MAR14	15JAN14	11MAR14	0	0	55.00
Electrical									
3SIECNE42B	Main Transformer Installation Beta	15	03DEC12A	05DEC12A	03DEC12A	05DEC12A	100	100	18.00
3SIECNE20B	Electrical Substation Assembly Beta	38	22APR13A	15JUL13A	22APR13A	15JUL13A	100	100	198.00
3SIECNE22B	Auxiliary Main Transformer Installation Beta	10	29APR13A	20MAY13A	29APR13A	20MAY13A	100	100	6.00
3SIECNE97B	Installation of RIG and Metering Equipment Beta	10	10JUL13A	23JUL13A	10JUL13A	23JUL13A	100	100	0.00
3SIECNE90B	PB Grounding Net Beta	60	01AUG13A	26FEB14	01AUG13A	26FEB14	85	41	31.00
3SIECNE68B	Diesel Emergency Generator Installation Beta	20	23OCT13A	23DEC13A	23OCT13A	17DEC13A	100	100	15.00
3SIECNE40B	Medium Voltage Cabinets Installation Beta	60	21NOV13A	31JAN14	21NOV13A	25FEB14	55	56	25.00

Activity ID	Activity Description	Orig Dur	Early Start	Early Finish	Target 1 Early Start	Target 1 Early Finish	% Comp	Target 1 % Comp	Budgeted Quantity
3SIECNE50B	MCC's Installation Beta	20	21NOV13A	29JAN14	21NOV13A	30DEC13A	70	100	8.00
3SIECNE45B	Low Voltage Cabinets Installation Beta	60	09DEC13A	31JAN14	02DEC13A	25FEB14	35	35	8.00
3SIECNE80B	Electrical Trays Installation Beta	77	16DEC13A	03APR14	16DEC13A	03APR14	15	14	102.00
3SIECNE32B	VFD's Installation Beta	60	31DEC13A	31JAN14	02DEC13A	25FEB14	20	35	32.00
3SIECNE60B	UPS Installation Beta	20	10JAN14	06FEB14	15JAN14	11FEB14	0	0	10.00
3SIECNE78B	Duct Bars Installation Beta	40	15JAN14	11MAR14	15JAN14	11MAR14	0	0	15.00
3SIECNE87B	Auxiliary Transformers Installation Beta	10	15JAN14	28JAN14	15JAN14	28JAN14	0	0	5.00
3SIECNE55B	Installation DC Batteries & Chargers Beta	18	17JAN14	11FEB14	15JAN14	11FEB14	0	0	10.00
3SIECNE85B	Electrical Cable Installation PB Beta	64	21JAN14	18APR14	21JAN14	18APR14	0	0	233.00
3SIECNE75B	CCTV & PA Systems Installation Beta	30	03FEB14	14MAR14	04MAR14	14APR14	0	0	19.00
3SIECNE95B	PB Lights Installation Beta	55	19FEB14	06MAY14	19FEB14	06MAY14	0	0	296.00
3SIECNE98B	Lightning Protection Installation Beta	20	26FEB14	25MAR14	28JAN14	24FEB14	0	0	9.00
Commissioning & Start Up									
Electrical									
3SIEPEE15B	Electrical Substation Commissioning Beta	3	28OCT13A	11NOV13A	28OCT13A	11NOV13A	100	100	33.00
3SIEPEE70B	Main Transformer Commissioning Beta	3	28OCT13A	15NOV13A	28OCT13A	15NOV13A	100	100	23.00
3SIEPEE05B	Diesel Emergency Generator Start Up Beta	5	25FEB14	03MAR14	25FEB14	03MAR14	0	0	20.00
3SIEPEE23B	Auxiliary Main Transformer Commissioning Beta	5	12MAR14	18MAR14	12MAR14	18MAR14	0	0	7.00
3SIEPEE30B	Medium Voltage Cabinets Commissioning Beta	2	17MAR14	18MAR14	17MAR14	18MAR14	0	0	32.00
3SIEPEE25B	Distribution Transformers Commissioning Beta	3	19MAR14	21MAR14	19MAR14	21MAR14	0	0	7.00
3SIEPEE35B	Low Voltage Elect. Cabinets Commissioning Beta	3	19MAR14	21MAR14	19MAR14	21MAR14	0	0	11.00
3SIEPEE40B	MCC's Commissioning Beta	3	24MAR14	26MAR14	24MAR14	26MAR14	0	0	10.00
3SIEPEE60B	VFD's Commissioning Beta	3	27MAR14	31MAR14	27MAR14	31MAR14	0	0	40.00
3SIEPEE50B	Plant Electrical System Energization Beta	0		31MAR14		31MAR14	0	0	0.00
Instrumentation & Control									
3SIEPEI05B	Communications Testing w/Transmission Owner Beta	3	29OCT13A	30OCT13A	29OCT13A	30OCT13A	100	100	1.00
3SIEPEI15B	Electrical System Signal Testing Beta	10	17MAR14	28MAR14	17MAR14	28MAR14	0	0	5.00
I&C System									
Common									
Procurement									
Instrumentation & Control									
3SIICOI20	P.O. Control Valves no HTF	35	01MAR12A	28FEB13A	01MAR12A	28FEB13A	100	100	5.00
3SIICOI70	P.O. Instrumentation for Block of Power	65	01NOV12A	15JUL13A	01NOV12A	15JUL13A	100	100	4.00
3SIICOI30	P.O. Control Cables PB	25	15APR13A	30JUL13A	15APR13A	30JUL13A	100	100	2.00
3SIICOI03	P.O. I&C Installation in PB	49	23JUL13A	14JAN14	23JUL13A	16DEC13A	40	100	12.00
Manufacturing & Supply									
Instrumentation & Control									
3SIIFBI60	Manufacture & Supply Control Valves PB	142	01MAR13A	06JAN14	01MAR13A	06JAN14	99	99	111.00
3SIIFBI30	Manufacture & Supply Instruments for PB	98	01MAY13A	10JAN14	01MAY13A	10JAN14	99	96	87.00
3SIIFBI05	Manufacture & Supply PB Control Cable	50	31JUL13A	21OCT13A	31JUL13A	21OCT13A	100	100	38.00
Alpha									
Construction									
Instrumentation & Control									
3SIICNI05A	I&C Installation on PB Alpha	76	15JAN14	30APR14	09JAN14	30APR14	0	0	279.00
Beta									
Construction									
Instrumentation & Control									
3SIICNI05B	I&C Installation on PB Beta	76	14JAN14	29APR14	08JAN14	29APR14	0	0	279.00
Start Up									
General									
Common									
Commissioning & Start Up									
General									
4GENPEG33	Operation Personnel Available	0	08JAN14		08JAN14		0	0	0.00
4GENPEG53	ASI Approval of Performance Test Procedure	10	17FEB14	28FEB14	17FEB14	28FEB14	0	0	0.00
4GENPEG43	Delivery of Operation Procedures & Manuals	0	16JUN14		16JUN14		0	0	0.00

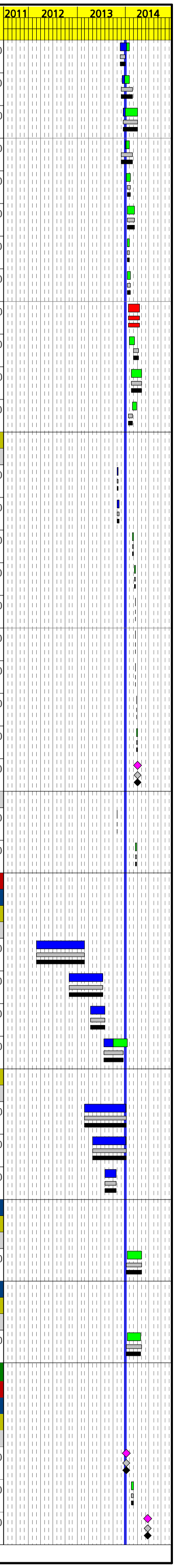

Activity ID	Activity Description	Orig Dur	Early Start	Early Finish	Target 1 Early Start	Target 1 Early Finish	% Comp	Target 1 % Comp	Budgeted Quantity
Systems Transfer to Start Up									
Alpha									
Commissioning & Start Up									
General									
4STRPEG26A	Main Transformer System Transfer Alpha	0	28OCT13A		28OCT13A		100	100	0.00
4STRPEG27A	Electrical Substation System Transfer Alpha	0	28OCT13A		28OCT13A		100	100	0.00
4STRPEG28A	Auxiliary Main Transformer System Transfer Alpha	0	28OCT13A		28OCT13A		100	100	0.00
4STRPEG01A	Parabolic Trough Collector System Transfer Alpha	0	06JAN14		06JAN14		0	0	0.00
4STRPEG41A	Control & Office Building System Transfer Alpha	0	28JAN14		17JAN14		0	0	0.00
4STRPEG04A	Thermal Fluid Overflow System Transfer Alpha	0	03FEB14		03FEB14		0	0	0.00
4STRPEG02A	SF Thermal Fluid Piping System Transfer Alpha	0	07FEB14		03MAR14		0	0	0.00
4STRPEG19A	Nitrogen System Transfer Alpha	0	07FEB14		27JAN14		0	0	0.00
4STRPEG22A	Compressed Air System Transfer Alpha	0	10FEB14		28JAN14		0	0	0.00
4STRPEG24A	DCS System Transfer Alpha	0	11FEB14		20JAN14		0	0	0.00
4STRPEG05A	HTF main BoP System Transfer Alpha	0	17FEB14		17FEB14		0	0	0.00
4STRPEG23A	Fire Protection System Transfer Alpha	0	18FEB14		18FEB14		0	0	0.00
4STRPEG30A	Diesel Emergency Generator System Transfer Alpha	0	18FEB14		18FEB14		0	0	0.00
4STRPEG14A	Raw water wells System Transfer Alpha	0	19FEB14		21JAN14		0	0	0.00
4STRPEG12A	Cooling water System Transfer Alpha	0	24FEB14		07FEB14		0	0	0.00
4STRPEG18A	CT blowdown tank System Transfer Alpha	0	24FEB14		07FEB14		0	0	0.00
4STRPEG20A	Chemical dosing System Transfer Alpha	0	25FEB14		25FEB14		0	0	0.00
4STRPEG29A	PB Earthing Net System Transfer Alpha	0	27FEB14		27FEB14		0	0	0.00
4STRPEG06A	HTF Ullage System Transfer Alpha	0	13MAR14		28FEB14		0	0	0.00
4STRPEG32A	Medium Voltage Cabinets System Transfer Alpha	0	17MAR14		17MAR14		0	0	0.00
4STRPEG39A	CCTV & PA s System Transfer Alpha	0	17MAR14		15APR14		0	0	0.00
4STRPEG42A	Electrical Control Room System Transfer Alpha	0	17MAR14		17MAR14		0	0	0.00
4STRPEG43A	CT Electrical Building System Transfer Alpha	0	17MAR14		17MAR14		0	0	0.00
4STRPEG44A	HTF Elecrical Building System Transfer Alpha	0	17MAR14		17MAR14		0	0	0.00
4STRPEG21A	Sampling System Transfer Alpha	0	19MAR14		19MAR14		0	0	0.00
4STRPEG33A	Low Voltage Cabinets System Transfer Alpha	0	19MAR14		19MAR14		0	0	0.00
4STRPEG34A	MCC's System Transfer Alpha	0	19MAR14		19MAR14		0	0	0.00
4STRPEG37A	Auxiliary Transformers System Transfer Alpha	0	19MAR14		19MAR14		0	0	0.00
4STRPEG07A	Steam Generator System Transfer Alpha	0	20MAR14		20MAR14		0	0	0.00
4STRPEG25A	HV Electrical System Transfer Alpha	0	24MAR14		24MAR14		0	0	0.00
4STRPEG31A	VFD's System Transfer Alpha	0	24MAR14		24MAR14		0	0	0.00
4STRPEG35A	DC Batteries & Chargers System Transfer Alpha	0	24MAR14		24MAR14		0	0	0.00
4STRPEG36A	UPS System Transfer Alpha	0	24MAR14		24MAR14		0	0	0.00
4STRPEG38A	PB Lights System Transfer Alpha	0	24MAR14		24MAR14		0	0	0.00
4STRPEG08A	Steam Turbine System Transfer Alpha	0	31MAR14		31MAR14		0	0	0.00
4STRPEG13A	Cooling tower make-up System Transfer Alpha	0	31MAR14		27MAR14		0	0	0.00
4STRPEG15A	Water Treatment Plant System Transfer Alpha	0	31MAR14		27MAR14		0	0	0.00
4STRPEG16A	Raw/fire water tank System Transfer Alpha	0	31MAR14		27MAR14		0	0	0.00
4STRPEG17A	Polisher water System Transfer Alpha	0	31MAR14		27MAR14		0	0	0.00
4STRPEG11A	Feed water System Transfer Alpha	0	03APR14		03APR14		0	0	0.00
4STRPEG09A	Condensate System Transfer Alpha	0	04APR14		04APR14		0	0	0.00
4STRPEG10A	Condensate drainage System Transfer Alpha	0	09APR14		09APR14		0	0	0.00
4STRPEG03A	Meteorological Station System Transfer Alpha	0	11APR14		26MAR14		0	0	0.00
4STRPEG40A	I&C System Transfer Alpha	0	01MAY14		01MAY14		0	0	0.00

Activity ID	Activity Description	Orig Dur	Early Start	Early Finish	Target 1 Early Start	Target 1 Early Finish	% Comp	Target 1 % Comp	Budgeted Quantity
Beta									
Commissioning & Start Up									
General									
4STRPEG26B	Main Transformer System Transfer Beta	0	28OCT13A		28OCT13A		100	100	0.00
4STRPEG27B	Electrical Substation System Transfer Beta	0	28OCT13A		28OCT13A		100	100	0.00
4STRPEG28B	Auxiliary Main Transformer System Transfer Beta	0	28OCT13A		28OCT13A		100	100	0.00
4STRPEG01B	Parabolic Trough Collector System Transfer Beta	0	06JAN14		06JAN14		0	0	0.00
4STRPEG41B	Control & Office Building System Transfer Beta	0	28JAN14		17JAN14		0	0	0.00
4STRPEG04B	Thermal Fluid Overflow System Transfer Beta	0	05FEB14		05FEB14		0	0	0.00
4STRPEG02B	SF Thermal Fluid Piping System Transfer Beta	0	07FEB14		03MAR14		0	0	0.00
4STRPEG19B	Nitrogen System Transfer Beta	0	07FEB14		28JAN14		0	0	0.00
4STRPEG22B	Compressed Air System Transfer Beta	0	10FEB14		06FEB14		0	0	0.00
4STRPEG24B	DCS System Transfer Beta	0	11FEB14		31JAN14		0	0	0.00
4STRPEG05B	HTF main BoP System Transfer Beta	0	17FEB14		17FEB14		0	0	0.00
4STRPEG23B	Fire Protection System Transfer Beta	0	18FEB14		18FEB14		0	0	0.00
4STRPEG12B	Cooling water System Transfer Beta	0	24FEB14		07FEB14		0	0	0.00
4STRPEG18B	CT blowdown tank System Transfer Beta	0	24FEB14		07FEB14		0	0	0.00
4STRPEG20B	Chemical dosing System Transfer Beta	0	25FEB14		25FEB14		0	0	0.00
4STRPEG30B	Diesel Emergency Generator System Transfer Beta	0	25FEB14		25FEB14		0	0	0.00
4STRPEG29B	PB Earthing Net System Transfer Beta	0	27FEB14		27FEB14		0	0	0.00
4STRPEG06B	HTF Ullage System Transfer Beta	0	13MAR14		07MAR14		0	0	0.00
4STRPEG32B	Medium Voltage Cabinets System Transfer Beta	0	17MAR14		17MAR14		0	0	0.00
4STRPEG39B	CCTV & PA s System Transfer Beta	0	17MAR14		15APR14		0	0	0.00
4STRPEG42B	Electrical Control Room System Transfer Beta	0	17MAR14		17MAR14		0	0	0.00
4STRPEG43B	CT Electrical Building System Transfer Beta	0	17MAR14		17MAR14		0	0	0.00
4STRPEG44B	HTF Elecrical Building System Transfer Beta	0	17MAR14		17MAR14		0	0	0.00
4STRPEG33B	Low Voltage Cabinets System Transfer Beta	0	19MAR14		19MAR14		0	0	0.00
4STRPEG37B	Auxiliary Transformers System Transfer Beta	0	19MAR14		19MAR14		0	0	0.00
4STRPEG21B	Sampling System Transfer Beta	0	20MAR14		20MAR14		0	0	0.00
4STRPEG07B	Steam Generator System Transfer Beta	0	21MAR14		21MAR14		0	0	0.00
4STRPEG34B	MCC's System Transfer Beta	0	24MAR14		24MAR14		0	0	0.00
4STRPEG25B	HV Electrical System Transfer Beta	0	25MAR14		25MAR14		0	0	0.00
4STRPEG31B	VFD's System Transfer Beta	0	27MAR14		27MAR14		0	0	0.00
4STRPEG35B	DC Batteries & Chargers System Transfer Beta	0	27MAR14		27MAR14		0	0	0.00
4STRPEG36B	UPS System Transfer Beta	0	27MAR14		27MAR14		0	0	0.00
4STRPEG38B	PB Lights System Transfer Beta	0	27MAR14		27MAR14		0	0	0.00
4STRPEG08B	Steam Turbine System Transfer Beta	0	31MAR14		31MAR14		0	0	0.00
4STRPEG13B	Cooling tower make-up System Transfer Beta	0	31MAR14		26MAR14		0	0	0.00
4STRPEG15B	Water Treatment Plant System Transfer Beta	0	31MAR14		26MAR14		0	0	0.00
4STRPEG16B	Raw/fire water tank System Transfer Beta	0	31MAR14		26MAR14		0	0	0.00
4STRPEG17B	Polisher water System Transfer Beta	0	31MAR14		26MAR14		0	0	0.00
4STRPEG11B	Feed water System Transfer Beta	0	02APR14		02APR14		0	0	0.00
4STRPEG09B	Condensate System Transfer Beta	0	04APR14		04APR14		0	0	0.00
4STRPEG10B	Condensate drainage System Transfer Beta	0	10APR14		10APR14		0	0	0.00
4STRPEG03B	Meteorological Station System Transfer Beta	0	11APR14		26MAR14		0	0	0.00
4STRPEG40B	I&C System Transfer Beta	0	30APR14		30APR14		0	0	0.00
4STRPEG14B	Raw water wells System Transfer Beta	0	04JUN14		05MAY14		0	0	0.00

Activity ID	Activity Description	Orig Dur	Early Start	Early Finish	Target 1 Early Start	Target 1 Early Finish	% Comp	Target 1 % Comp	Budgeted Quantity
Start Up									
Common									
Commissioning & Start Up									
General									
4PEMPEG21	Provisional Acceptance	0		07JUL14		07JUL14	0	0	0.00
Alpha									
Commissioning & Start Up									
General									
4PEMPEG15A	Start Up HTF Filling/Discharge Pumps Alpha	6	28FEB14	05MAR14	28FEB14	05MAR14	0	0	10.00
4PEMPEG10A	HTF Filling of Overflow & Expansion Tanks Alpha	6	04MAR14	09MAR14	04MAR14	09MAR14	0	0	24.00
4PEMPEG19A	HTF Fill Up PB Piping + Recirculation Alpha	6	15MAR14	20MAR14	15MAR14	20MAR14	0	0	5.00
4PEMPEG33A	Start Up Electrical Heater Alpha	10	16MAR14	25MAR14	16MAR14	25MAR14	0	0	18.00
4PEMPEG12A	Start Up Auxiliary HTF Pump Alpha	9	19MAR14	27MAR14	19MAR14	27MAR14	0	0	10.00
4PEMPEG26A	PTC Out of Sync Follow Up Alpha	24	20MAR14	12APR14	20MAR14	12APR14	0	0	72.00
4PEMPEG35A	Solar Field Collector Pipe HTF Fill Up Alpha	21	20MAR14	09APR14	20MAR14	09APR14	0	0	5.00
4PEMPEG16A	HTF Loops Fill from Collector Pipe Alpha	11	30MAR14	09APR14	30MAR14	09APR14	0	0	14.00
4PEMPEG17A	Start Up HTF Main Circulation Pumps Alpha	16	30MAR14	14APR14	30MAR14	14APR14	0	0	10.00
4PEMPEG21A	Flushing of HTF System Alpha	17	30MAR14	15APR14	30MAR14	15APR14	0	0	5.00
4PEMPEG45A	Recirculation of HTF Alpha	16	30MAR14	14APR14	30MAR14	14APR14	0	0	19.00
4PEMPEG22A	HTF Fill of Steam Generator Alpha	1	14APR14	14APR14	14APR14	14APR14	0	0	5.00
4PEMPEG05A	Chemical Cleaning Condensate System Alpha	5	15APR14	19APR14	15APR14	19APR14	0	0	38.00
4PEMPEG76A	Loops Control Valves Calibration Alpha	20	15APR14	04MAY14	15APR14	04MAY14	0	0	19.00
4PEMPEG49A	Alkaline Boiling of Steam Generator Alpha	1	20APR14	20APR14	20APR14	20APR14	0	0	10.00
4PEMPEG57A	Control&Operation tests of Steam Generator Alpha	4	21APR14	24APR14	21APR14	24APR14	0	0	19.00
4PEMPEG74A	Steam Blowing Alpha	26	05MAY14	30MAY14	05MAY14	30MAY14	0	0	71.00
4PEMPEG91A	Reheater & Evaporator PSV Release Testing Alpha	4	21MAY14	24MAY14	21MAY14	24MAY14	0	0	14.00
4PEMPEG80A	DCS Communication Test to ByPass Alpha	8	22MAY14	29MAY14	22MAY14	29MAY14	0	0	10.00
4PEMPEG81A	ST Shaft Instrumentation Uninst.for Align Alpha	3	31MAY14	02JUN14	31MAY14	02JUN14	0	0	10.00
4PEMPEG82A	Steam Turbine Final Alignment Alpha	6	31MAY14	05JUN14	31MAY14	05JUN14	0	0	19.00
4PEMPEG88A	Safety Test w/AIO Low-High Evaporator Level Alph	7	31MAY14	06JUN14	31MAY14	06JUN14	0	0	14.00
4PEMPEG89A	Auxiliary Systems Check Alpha	7	31MAY14	06JUN14	31MAY14	06JUN14	0	0	19.00
4PEMPEG90A	Control Valves, Emergency & ByPass Tests Alpha	7	31MAY14	06JUN14	31MAY14	06JUN14	0	0	19.00
4PEMPEG92A	Steam By Pass Tests Alpha	10	31MAY14	09JUN14	31MAY14	09JUN14	0	0	19.00
4PEMPEG93A	Generator Tests (inc. AVR) Alpha	9	31MAY14	08JUN14	31MAY14	08JUN14	0	0	19.00
4PEMPEG94A	First Run Up in Steam Turbine Alpha	3	31MAY14	02JUN14	31MAY14	02JUN14	0	0	10.00
4PEMPEG97A	Steam Turbine Protections Blow Alpha	7	31MAY14	06JUN14	31MAY14	06JUN14	0	0	10.00
4PEMPEG84A	Shaft Instruments Reinstall & Test Alpha	4	03JUN14	06JUN14	03JUN14	06JUN14	0	0	10.00
4PEMPEG96A	Parameters Check w/ Steam Alpha	6	03JUN14	08JUN14	03JUN14	08JUN14	0	0	19.00
4PEMPEG83A	Condenser Grouting Alpha	2	06JUN14	07JUN14	06JUN14	07JUN14	0	0	10.00
4PEMPEG86A	Turning gear Alpha	1	08JUN14	08JUN14	08JUN14	08JUN14	0	0	10.00
4PEMPEG95A	First Steam in Turbine Alpha	0	09JUN14		09JUN14		0	0	0.00
4PEMPEG98A	Overspeed Tests Alpha	2	09JUN14	10JUN14	09JUN14	10JUN14	0	0	10.00
4PEMPEG99A	Pre-Synchronization Alpha	8	11JUN14	18JUN14	11JUN14	18JUN14	0	0	10.00
4PEMPEG01A	First Synchronization ST Alpha	4	19JUN14	22JUN14	19JUN14	22JUN14	0	0	38.00
4PEMPEG03A	Increase Load Testing 25% Alpha	1	23JUN14	23JUN14	23JUN14	23JUN14	0	0	38.00
4PEMPEG06A	Increase Load Testing 50% Alpha	1	24JUN14	24JUN14	24JUN14	24JUN14	0	0	38.00
4PEMPEG07A	Increase Load Testing 75% Alpha	1	25JUN14	25JUN14	25JUN14	25JUN14	0	0	38.00
4PEMPEG09A	Increase Load Testing 100% Alpha	2	26JUN14	27JUN14	26JUN14	27JUN14	0	0	38.00
4PEMPEG02A	Gearbox Check Alpha	2	27JUN14	28JUN14	27JUN14	28JUN14	0	0	10.00
4PEMPEG11A	Stabilization, Tune Up&Internal Reliability Alph	3	28JUN14	30JUN14	28JUN14	30JUN14	0	0	5.00

Activity ID	Activity Description	Orig Dur	Early Start	Early Finish	Target 1 Early Start	Target 1 Early Finish	% Comp	Target 1 % Comp	Budgeted Quantity
4PEMPEG13A	Plant Performance Test Alpha	7	01JUL14	07JUL14	01JUL14	07JUL14	0	0	38.00
Beta									
Commissioning & Start Up									
General									
4PEMPEG10B	HTF Filling of Overflow & Expansion Tanks Beta	6	04MAR14	09MAR14	04MAR14	09MAR14	0	0	24.00
4PEMPEG15B	Start Up HTF Filling/Discharge Pumps Beta	6	04MAR14	09MAR14	01MAR14	06MAR14	0	0	10.00
4PEMPEG19B	HTF Fill Up PB Piping + Recirculation Beta	6	15MAR14	20MAR14	15MAR14	20MAR14	0	0	5.00
4PEMPEG33B	Start Up Electrical Heater Beta	10	16MAR14	25MAR14	16MAR14	25MAR14	0	0	18.00
4PEMPEG12B	Start Up Auxiliary HTF Pump Beta	9	19MAR14	27MAR14	19MAR14	27MAR14	0	0	10.00
4PEMPEG26B	PTC Out of Sync Follow Up Beta	24	20MAR14	12APR14	20MAR14	12APR14	0	0	72.00
4PEMPEG35B	Solar Field Collector Pipe HTF Fill Up Beta	21	20MAR14	09APR14	20MAR14	09APR14	0	0	5.00
4PEMPEG16B	HTF Loops Fill from Collector Pipe Beta	11	30MAR14	09APR14	30MAR14	09APR14	0	0	14.00
4PEMPEG17B	Start Up HTF Main Circulation Pumps Beta	16	30MAR14	14APR14	30MAR14	14APR14	0	0	10.00
4PEMPEG21B	Flushing of HTF System Beta	17	30MAR14	15APR14	30MAR14	15APR14	0	0	5.00
4PEMPEG45B	Recirculation of HTF Beta	16	30MAR14	14APR14	30MAR14	14APR14	0	0	19.00
4PEMPEG22B	HTF Fill of Steam Generator Beta	1	14APR14	14APR14	14APR14	14APR14	0	0	5.00
4PEMPEG05B	Chemical Cleaning Condensate System Beta	5	15APR14	19APR14	15APR14	19APR14	0	0	38.00
4PEMPEG76B	Loops Control Valves Calibration Beta	20	15APR14	04MAY14	15APR14	04MAY14	0	0	19.00
4PEMPEG49B	Alkaline Boiling of Steam Generator Beta	1	20APR14	20APR14	20APR14	20APR14	0	0	10.00
4PEMPEG57B	Control&Operation tests of Steam Generator Beta	4	21APR14	24APR14	21APR14	24APR14	0	0	19.00
4PEMPEG74B	Steam Blowing Beta	26	05MAY14	30MAY14	05MAY14	30MAY14	0	0	71.00
4PEMPEG91B	Reheater & Evaporator PSV Release Testing Beta	4	21MAY14	24MAY14	21MAY14	24MAY14	0	0	14.00
4PEMPEG80B	DCS Communication Test to ByPass Beta	8	22MAY14	29MAY14	22MAY14	29MAY14	0	0	10.00
4PEMPEG81B	ST Shaft Instrumentation Uninst.for Align Beta	3	31MAY14	02JUN14	31MAY14	02JUN14	0	0	10.00
4PEMPEG82B	Steam Turbine Final Alignment Beta	6	31MAY14	05JUN14	31MAY14	05JUN14	0	0	19.00
4PEMPEG88B	Safety Test w/AIO Low-High Evaporator Level Beta	7	31MAY14	06JUN14	31MAY14	06JUN14	0	0	14.00
4PEMPEG89B	Auxiliary Systems Check Beta	7	31MAY14	06JUN14	31MAY14	06JUN14	0	0	19.00
4PEMPEG90B	Control Valves, Emergency & ByPass Tests Beta	7	31MAY14	06JUN14	31MAY14	06JUN14	0	0	19.00
4PEMPEG92B	Steam By Pass Tests Beta	10	31MAY14	09JUN14	31MAY14	09JUN14	0	0	19.00
4PEMPEG93B	Generator Tests (inc. AVR) Beta	9	31MAY14	08JUN14	31MAY14	08JUN14	0	0	19.00
4PEMPEG94B	First Run Up in Steam Turbine Beta	3	31MAY14	02JUN14	31MAY14	02JUN14	0	0	10.00
4PEMPEG97B	Steam Turbine Protections Blow Beta	7	31MAY14	06JUN14	31MAY14	06JUN14	0	0	10.00
4PEMPEG84B	Shaft Instruments Reinstall & Test Beta	4	03JUN14	06JUN14	03JUN14	06JUN14	0	0	10.00
4PEMPEG96B	Parameters Check w/ Steam Beta	6	03JUN14	08JUN14	03JUN14	08JUN14	0	0	19.00
4PEMPEG83B	Condenser Grouting Beta	2	06JUN14	07JUN14	06JUN14	07JUN14	0	0	10.00
4PEMPEG86B	Turning gear Beta	1	08JUN14	08JUN14	08JUN14	08JUN14	0	0	10.00
4PEMPEG95B	First Steam in Turbine Beta	0	09JUN14		09JUN14		0	0	0.00
4PEMPEG98B	Overspeed Tests Beta	2	09JUN14	10JUN14	09JUN14	10JUN14	0	0	10.00
4PEMPEG99B	Pre-Synchronization Beta	8	11JUN14	18JUN14	11JUN14	18JUN14	0	0	10.00
4PEMPEG01B	First Synchronization ST Beta	4	19JUN14	22JUN14	19JUN14	22JUN14	0	0	38.00
4PEMPEG03B	Increase Load Testing 25% Beta	1	23JUN14	23JUN14	23JUN14	23JUN14	0	0	38.00
4PEMPEG06B	Increase Load Testing 50% Beta	1	24JUN14	24JUN14	24JUN14	24JUN14	0	0	38.00
4PEMPEG07B	Increase Load Testing 75% Beta	1	25JUN14	25JUN14	25JUN14	25JUN14	0	0	38.00
4PEMPEG09B	Increase Load Testing 100% Beta	2	26JUN14	27JUN14	26JUN14	27JUN14	0	0	38.00
4PEMPEG02B	G2earbox Check Beta	2	27JUN14	28JUN14	27JUN14	28JUN14	0	0	10.00
4PEMPEG11B	Stabilization, Tune Up&Internal Reliability Beta	3	28JUN14	30JUN14	28JUN14	30JUN14	0	0	5.00
4PEMPEG13B	Plant Performance Test Beta	7	01JUL14	07JUL14	01JUL14	07JUL14	0	0	38.00

ABENER TEYMA
MOJAVE

Compliance No.:		GEN-2					
Job :		Mojave Solar Project					
Date: 02/06/14		Description: Civil Master Drawing List					
Line No.	Sheet No.	Description	Type of Document	Revision Number	Applicable Condition of Certification	Vendor Supplied or EOR	Reason for Submittal
		Site Plan	Drawing	NA	GEN-2	VENDOR	Approval
1	6007-PLN-GFE-00-50-C001	Temporary Tortoise Exclusion Fencing Plan - Sheet Index and Key Map	Drawing	NA	CIVIL - 1	VENDOR	Approval
2	6007-PLN-GFE-00-50-C002	Temporary Tortoise Exclusion Fencing Plan - Enlarged Plan	Drawing	NA	CIVIL - 1	VENDOR	Approval
3	6007-PLN-GFE-00-50-C003	Temporary Tortoise Exclusion Fencing Plan - Enlarged Plan	Drawing	NA	CIVIL - 1	VENDOR	Approval
4	6007-PLN-GFE-00-50-C004	Temporary Tortoise Exclusion Fencing Plan - Enlarged Plan	Drawing	NA	CIVIL - 1	VENDOR	Approval
5	6007-PLN-GFE-00-50-C005	Temporary Tortoise Exclusion Fencing Plan - Fence Details	Drawing	NA	CIVIL - 1	VENDOR	Approval
6	6007-PLN-GFE-00-50-C000	Construction Plans Cover Sheet	Drawing	NA	CIVIL - 1	VENDOR	Approval
7	6007-PLN-GFE-00-50-C006	Sheet Index	Drawing	NA	CIVIL - 1	VENDOR	Approval
8	6007-PLN-GFE-00-50-C007	General Notes, Legend and Abbreviations	Drawing	NA	CIVIL - 1	VENDOR	Approval
9	6007-PLN-GFE-00-50-C010	Solar Field Grading and Drainage - Kay Map and Notes	Drawing	NA	CIVIL - 1	VENDOR	Approval
10	6007-PLN-GFE-00-50-C011	Alpha West - Solar Field Retention Basins Details	Drawing	NA	CIVIL - 1	VENDOR	Approval
11	6007-PLN-GFE-00-50-C016	Alpha West Solar Field Grading and Drainage - Plan A2	Drawing	NA	CIVIL - 1	VENDOR	Approval
12	6007-PLN-GFE-00-50-C020	Alpha West Solar Field Grading and Drainage - Plan B3W	Drawing	NA	CIVIL - 1	VENDOR	Approval
13	6007-PLN-GFE-00-50-C021	Alpha East Solar Field Grading and Drainage - Plan B3E	Drawing	NA	CIVIL - 1	VENDOR	Approval
14	6007-PLN-GFE-00-50-C022	Alpha East Solar Field Grading and Drainage - Plan B4	Drawing	NA	CIVIL - 1	VENDOR	Approval
15	6007-PLN-GFE-00-50-C023	Alpha East Solar Field Grading and Drainage - Plan B5	Drawing	NA	CIVIL - 1	VENDOR	Approval
16	6007-PLN-GFE-00-50-C027	Alpha West Solar Field Grading and Drainage - Plan C3W	Drawing	NA	CIVIL - 1	VENDOR	Approval
17	6007-PLN-GFE-00-50-C028	Alpha East Solar Field Grading and Drainage - Plan C3E	Drawing	NA	CIVIL - 1	VENDOR	Approval
18	6007-PLN-GFE-00-50-C029	Alpha East Solar Field Grading and Drainage - Plan C4	Drawing	NA	CIVIL - 1	VENDOR	Approval
19	6007-PLN-GFE-00-50-C030	Alpha East Solar Field Grading and Drainage - Plan C5	Drawing	NA	CIVIL - 1	VENDOR	Approval
20	6007-PLN-GFE-00-50-C042	Beta East Solar Field Grading and Drainage - Plan F7	Drawing	NA	CIVIL - 1	VENDOR	Approval
21	6007-PLN-GFE-00-50-C043	Alpha/Beta Power Island Paving, Grading and Drainage - Key Map and Notes	Drawing	NA	CIVIL - 1	VENDOR	Approval
22	6007-PLN-GFE-00-50-C044	Alpha Power Island Paving, Grading and Drainage Details	Drawing	NA	CIVIL - 1	VENDOR	Approval
23	6007-PLN-GFE-00-50-C045	South Alpha Power Island Paving, Grading and Drainage Plan	Drawing	NA	CIVIL - 1	VENDOR	Approval
24	6007-PLN-GFE-00-50-C046	North Alpha Power Island Paving, Grading and Drainage Plan	Drawing	NA	CIVIL - 1	VENDOR	Approval
25	6007-PLN-GFE-00-50-C047	South Beta Power Island Paving, Grading and Drainage Plan	Drawing	NA	CIVIL - 1	VENDOR	Approval
26	6007-PLN-GFE-00-50-C048	North Beta Power Island Paving, Grading and Drainage Plan	Drawing	NA	CIVIL - 1	VENDOR	Approval
27	6007-PLN-GFE-00-50-C049	Channels - Key Map and Notes	Drawing	NA	CIVIL - 1	VENDOR	Approval
28	6007-PLN-GFE-00-50-C050	Channels - Typical Sections I	Drawing	NA	CIVIL - 1	VENDOR	Approval
29	6007-PLN-GFE-00-50-C171	Channels - Typical Sections II	Drawing	NA	CIVIL - 1	VENDOR	Approval
30	6007-PLN-GFE-00-50-C172	Channels - Typical Sections III	Drawing	NA	CIVIL - 1	VENDOR	Approval
31	6007-PLN-GFE-00-50-C177	Lockhart Channel Plan-Profile - Sta 21+00 to 32+50	Drawing	NA	CIVIL - 1	VENDOR	Approval
32	6007-PLN-GFE-00-50-C178	Lockhart Channel Plan-Profile - Sta 32+50 to 44+00	Drawing	NA	CIVIL - 1	VENDOR	Approval
33	6007-PLN-GFE-00-50-C179	Lockhart Channel Plan-Profile - Sta 44+00 to 55+50	Drawing	NA	CIVIL - 1	VENDOR	Approval
34	6007-PLN-GFE-00-50-C180	Lockhart Channel Plan-Profile - Sta 55+50 to 67+00	Drawing	NA	CIVIL - 1	VENDOR	Approval
35	6007-PLN-GFE-00-50-C056	Lockhart Channel Plan-Profile - Sta 67+00 to 78+50	Drawing	NA	CIVIL - 1	VENDOR	Approval
36	6007-PLN-GFE-00-50-C057	Lockhart Channel Plan-Profile - Sta 78+50 to 90+00	Drawing	NA	CIVIL - 1	VENDOR	Approval
37	6007-PLN-GFE-00-50-C058	Lockhart Channel Plan-Profile - Sta 90+00 to 101+50	Drawing	NA	CIVIL - 1	VENDOR	Approval
38	6007-PLN-GFE-00-50-C059	Lockhart Channel Plan-Profile - Sta 101+50 to 113+00	Drawing	NA	CIVIL - 1	VENDOR	Approval
39	6007-PLN-GFE-00-50-C060	Lockhart Channel Plan-Profile - Sta 113+00 to 124+50	Drawing	NA	CIVIL - 1	VENDOR	Approval
40	6007-PLN-GFE-00-50-C061	Lockhart Channel Plan-Profile - Sta 124+50 to 135+00	Drawing	NA	CIVIL - 1	VENDOR	Approval
41	6007-PLN-GFE-00-50-C062	Lockhart Channel Plan-Profile - Sta 135+00 to 146+50	Drawing	NA	CIVIL - 1	VENDOR	Approval
42	6007-PLN-GFE-00-50-C063	Lockhart Channel Plan-Profile - Sta 146+50 to 148+00	Drawing	NA	CIVIL - 1	VENDOR	Approval
43	6007-PLN-GFE-00-50-C064	West Alpha Channel Plan-Profile - Sta 10+00 to 21+00	Drawing	NA	CIVIL - 1	VENDOR	Approval
44	6007-PLN-GFE-00-50-C065	West Alpha Channel Plan-Profile - Sta 21+00 to 32+50	Drawing	NA	CIVIL - 1	VENDOR	Approval
45	6007-PLN-GFE-00-50-C066	West Alpha Channel Plan-Profile - Sta 32+50 to 44+00	Drawing	NA	CIVIL - 1	VENDOR	Approval
46	6007-PLN-GFE-00-50-C067	West Alpha Channel Plan-Profile - Sta 44+00 to 55+00	Drawing	NA	CIVIL - 1	VENDOR	Approval
47	6007-PLN-GFE-00-50-C068	West Alpha Channel Plan-Profile - Sta 55+00 to 66+50	Drawing	NA	CIVIL - 1	VENDOR	Approval
48	6007-PLN-GFE-00-50-C069	West Alpha Channel Plan-Profile - Sta 66+50 to 78+00	Drawing	NA	CIVIL - 1	VENDOR	Approval
49	6007-PLN-GFE-00-50-C070	West Alpha Channel Plan-Profile - Sta 78+00 to 88+00	Drawing	NA	CIVIL - 1	VENDOR	Approval
50	6007-PLN-GFE-00-50-C071	West Alpha Channel Plan-Profile - Sta 88+00 to 98+00	Drawing	NA	CIVIL - 1	VENDOR	Approval
51	6007-PLN-GFE-00-50-C072	Main Beta Channel Plan-Profile - Sta 10+00 to 21+00	Drawing	NA	CIVIL - 1	VENDOR	Approval
52	6007-PLN-GFE-00-50-C073	Main Beta Channel Plan-Profile - Sta 21+00 to 32+50	Drawing	NA	CIVIL - 1	VENDOR	Approval
53	6007-PLN-GFE-00-50-C099	Main Beta Channel Plan-Profile - Sta 32+50 to 43+50	Drawing	NA	CIVIL - 1	VENDOR	Approval
54	6007-PLN-GFE-00-50-C100	Main Beta Channel Plan-Profile - Sta 43+50 to 55+00	Drawing	NA	CIVIL - 1	VENDOR	Approval
55	6007-PLN-GFE-00-50-C101	Main Beta Channel Plan-Profile - Sta 55+00 to 66+50	Drawing	NA	CIVIL - 1	VENDOR	Approval
56	6007-PLN-GFE-00-50-C102	Main Beta Channel Plan-Profile - Sta 66+50 to 78+00	Drawing	NA	CIVIL - 1	VENDOR	Approval
57	6007-PLN-GFE-00-50-C103	Main Beta Channel Plan-Profile - Sta 78+00 to 88+65.52	Drawing	NA	CIVIL - 1	VENDOR	Approval
58	6007-PLN-GFE-00-50-C104	East Beta Channel Plan-Profile - Sta 10+00 to 21+00	Drawing	NA	CIVIL - 1	VENDOR	Approval
59	6007-PLN-GFE-00-50-C105	East Beta Channel Plan-Profile - Sta 21+00 to 32+50	Drawing	NA	CIVIL - 1	VENDOR	Approval
60	6007-PLN-GFE-00-50-C106	East Beta Channel Plan-Profile - Sta 32+50 to 44+00	Drawing	NA	CIVIL - 1	VENDOR	Approval
61	6007-PLN-GFE-00-50-C107	East Beta Channel Plan-Profile - Sta 44+00 to 55+50	Drawing	NA	CIVIL - 1	VENDOR	Approval
62	6007-PLN-GFE-00-50-C108	East Beta Channel Plan-Profile - Sta 55+50 to 66+69.76	Drawing	NA	CIVIL - 1	VENDOR	Approval
63	6007-PLN-GFE-00-50-C109	South Beta Channel Plan-Profile - Sta 10+00 to 21+00	Drawing	NA	CIVIL - 1	VENDOR	Approval
64	6007-PLN-GFE-00-50-C110	South Beta Channel Plan-Profile - Sta 21+00 to 32+50	Drawing	NA	CIVIL - 1	VENDOR	Approval
65	6007-PLN-GFE-00-50-C111	South Beta Channel Plan-Profile - Sta 32+50 to 38+10.23	Drawing	NA	CIVIL - 1	VENDOR	Approval
66	6007-PLN-GFE-00-50-C112	West Beta Channel Plan-Profile - Sta 10+00 to 21+00	Drawing	NA	CIVIL - 1	VENDOR	Approval
67	6007-PLN-GFE-00-50-C113	West Beta Channel Plan-Profile - Sta 21+00 to 32+50	Drawing	NA	CIVIL - 1	VENDOR	Approval
68	6007-PLN-GFE-00-50-C114	West Beta Channel Plan-Profile - Sta 32+50 to 37+80.68	Drawing	NA	CIVIL - 1	VENDOR	Approval
69	6007-PLN-GFE-00-50-C115	Harper Lake Rd Culvert - Details I	Drawing	NA	CIVIL - 1	VENDOR	Approval
70	6007-PLN-GFE-00-50-C116	Harper Lake Rd Culvert - Details II	Drawing	NA	CIVIL - 1	VENDOR	Approval
71	6007-PLN-GFE-00-50-C117	Lockhart Rd West Culvert - Details I	Drawing	NA	CIVIL - 1	VENDOR	Approval
72	6007-PLN-GFE-00-50-C118	Lockhart Rd West Culvert - Details II	Drawing	NA	CIVIL - 1	VENDOR	Approval
73	6007-PLN-GFE-00-50-C119	Lockhart Rd East Culvert - Details I	Drawing	NA	CIVIL - 1	VENDOR	Approval
74	6007-PLN-GFE-00-50-C120	Lockhart Rd East Culvert - Details II	Drawing	NA	CIVIL - 1	VENDOR	Approval
75	6007-PLN-GFE-00-50-C121	Fencing Plan - Key Map and Notes	Drawing	NA	CIVIL - 1	VENDOR	Approval
76	6007-PLN-GFE-00-50-C122	Fencing Plan - Details I	Drawing	NA	CIVIL - 1	VENDOR	Approval
77	6007-PLN-GFE-00-50-C123	Fencing Plan - Details II	Drawing	NA	CIVIL - 1	VENDOR	Approval
78	6007-PLN-GFE-00-50-C124	Alpha West Fencing Plan	Drawing	NA	CIVIL - 1	VENDOR	Approval
79	6007-PLN-GFE-00-50-C350	Alpha East Fencing Plan	Drawing	NA	CIVIL - 1	VENDOR	Approval
80	6007-PLN-GFE-00-50-C354	Beta East/West Fencing Plan	Drawing	NA	CIVIL - 1	VENDOR	Approval
81	Electrical Grounding Details	Electrical Grounding Details	Drawing	NA	CIVIL - 1	VENDOR	Approval
82	Electrical Grounding Details	Electrical Grounding Details	Drawing	NA	CIVIL - 1	VENDOR	Approval
83	Fence Grounding Plan Alpha Site	Fence Grounding Plan Alpha Site	Drawing	NA	CIVIL - 1	VENDOR	Approval
84	Fence Grounding Plan Alpha/Beta Site	Fence Grounding Plan Alpha/Beta Site	Drawing	NA	CIVIL - 1	VENDOR	Approval
85	Fence Grounding Plan Beta Site	Fence Grounding Plan Beta Site	Drawing	NA	CIVIL - 1	VENDOR	Approval
86	6007-PLN-GFE-00-50-C370	Demolition - Key Map and Notes	Drawing	NA	CIVIL - 1	VENDOR	Approval
87	6007-PLN-GFE-00-50-C373	Demolition - Plan Sheet 1	Drawing	NA	CIVIL - 1	VENDOR	Approval
88	6007-PLN-GFE-00-50-C374	Demolition - Plan Sheet 2	Drawing	NA	CIVIL - 1	VENDOR	Approval
89	6007-PLN-GFE-00-50-C375	Demolition - Plan Sheet 3	Drawing	NA	CIVIL - 1	VENDOR	Approval
90	6007-PLN-GFE-00-50-C376	Demolition - Details A and B	Drawing	NA	CIVIL - 1	VENDOR	Approval
91	6007-PLN-GFE-00-50-C351	Demolition - Details C and D	Drawing	NA	CIVIL - 1	VENDOR	Approval
92	6007-PLN-GFE-00-50-C352	Demolition - Details E	Drawing	NA	CIVIL - 1	VENDOR	Approval
93	6007-PLN-GFE-00-50-C360	Demolition - Details F	Drawing	NA	CIVIL - 1	VENDOR	Approval
94	6007-PLN-GFE-00-50-C361	Demolition - Details G and H	Drawing	NA	CIVIL - 1	VENDOR	Approval
95	6007-PLN-GFE-00-50-C362	Demolition - Details I and J	Drawing	NA	CIVIL - 1	VENDOR	Approval
96	6007-PLN-GFE-00-50-C363	Demolition - Details K and L	Drawing	NA	CIVIL - 1	VENDOR	Approval
97	6007-PLN-GFE-00-50-C364	Temporary Construction - Key Map and Notes	Drawing	NA	CIVIL - 1	VENDOR	Approval
98	6007-PLN-GFE-00-50-C365	Temporary Construction - Details I	Drawing	NA	CIVIL - 1	VENDOR	Approval
99	6007-PLN-GFE-00-50-C366	Temporary Construction - Details II	Drawing	NA	CIVIL - 1	VENDOR	Approval
100	6007-PLN-GFE-00-50-C367	Temporary Construction - Alpha Island Temporary Facilities	Drawing	NA	CIVIL - 1	VENDOR	Approval
101	6007-PLN-GFE-00-50-C368	Temporary Construction - Alpha West Laydown Area	Drawing	NA	CIVIL - 1	VENDOR	Approval
102	6007-PLN-GFE-00-50-C369	Temporary Construction - Beta Island Temporary Facilities	Drawing	NA	CIVIL - 1	VENDOR	Approval
103	6007-PLN-GFE-00-50-C385	Temporary Construction - Beta South Laydown Area	Drawing	NA	CIVIL - 1	VENDOR	Approval
104	6007-PLN-GFE-00-50-C386	Water Pollution Control - Key Map and Notes	Drawing	NA	CIVIL - 1	VENDOR	Approval
105	6007-PLN-GFE-00-50-C387	Water Pollution Control - Typical Construction Staging Area	Drawing	NA	CIVIL - 1	VENDOR	Approval
106	6007-PLN-GFE-00-50-C306	Water Pollution Control Alpha West and Alpha East	Drawing	NA	CIVIL - 1	VENDOR	Approval
107	6007-PLN-GFE-00-50-C307	Water Pollution Control Alpha East and Beta West	Drawing	NA	CIVIL - 1	VENDOR	Approval
108	6007-PLN-GFE-00-50-C308	Water Pollution Control - Beta East and Beta West	Drawing	NA	CIVIL - 1	VENDOR	Approval
109	6007-PLN-GFE-00-50-C309	Water Pollution Control - Details I	Drawing	NA	CIVIL - 1	VENDOR	Approval
110	6007-PLN-GFE-00-50-C310	Water Pollution Control - Details II	Drawing	NA	CIVIL - 1	VENDOR	Approval
111	6007-PLN-GFE-00-50-C311	Water Pollution Control - Typical Mirror Field Erosion Control Layout	Drawing	NA	CIVIL - 1	VENDOR	Approval
112	6007-PLN-GFE-00-50-C447	C349 Cover Sheet	Drawing	NA	CIVIL - 1	VENDOR	Approval
113	6007-PLN-GFE-00-50-C448	C350 Key Map and Notes	Drawing	NA	CIVIL - 1	VENDOR	Approval
114	6007-PLN-GFE-00-50-C449	C351 Harper Lake Road Plan - Profile Sta10+00 to 21+00	Drawing	NA	CIVIL - 1	VENDOR	Approval
115	6007-PLN-GFE-00-50-C450	C352 Harper Lake Road Plan - Profile Sta 21+00 to 32+50	Drawing	NA	CIVIL - 1	VENDOR	Approval
116	6007-PLN-GFE-00-50-C451	C354 Harper Lake Road Roadway Typical Sections	Drawing	NA	CIVIL - 1	VENDOR	Approval
117	6007-PLN-GFE-00-50-C452	C360 Lockhart Road Plan - Profile Sta 10+00 to 19+50	Drawing	NA	CIVIL - 1	VENDOR	Approval
118	6007-PLN-GFE-00-50-C453	C361 Lockhart Road Plan - Profile Sta 19+50 to 31+00	Drawing	NA	CIVIL - 1	VENDOR	Approval
119	6007-PLN-GFE-00-50-C551	C362 Lockhart Road Plan - Profile Sta 31+00 to 42+50	Drawing	NA	CIVIL - 1	VENDOR	Approval
120	6007-PLN-GFE-00-50-C552	C363 Lockhart Road Plan - Profile Sta 42+50 to 54+00	Drawing	NA	CIVIL - 1	VENDOR	Approval
121	6007-PLN-GFE-00-50-C553	C364 Lockhart Road Plan - Profile Sta 54+00 to 65+50	Drawing	NA	CIVIL - 1	VENDOR	Approval
122	6007-PLN-GFE-00-50-C554	C365 Lockhart Road Plan - Profile Sta 65+50 to 77+00	Drawing	NA	CIVIL - 1	VENDOR	Approval
123	6007-PLN-GFE-00-50-C555	C366 Lockhart Road Plan - Profile Sta 77+00 to 88+50	Drawing	NA	CIVIL - 1	VENDOR	Approval
124	6007-PLN-GFE-00-50-C556	C367 Lockhart Road Plan - Profile Sta 88+50 to 100+00	Drawing	NA	CIVIL - 1	VENDOR	Approval
125	6007-PLN-GFE-00-50-C557	C370 Lockhart Road Roadway Typical Sections	Drawing	NA	CIVIL - 1	VENDOR	Approval
126	6007-PLN-GFE-00-50-C558	C371 Barrier Details SKT Terminal System	Drawing	NA	CIVIL - 1	VENDOR	Approval
127	6007-PLN-GFE-00-50-C601	C372 Barrier Details Type 12A Layout	Drawing	NA	CIVIL - 1	VENDOR	Approval
128	6007-PLN-GFE-00-50-C602	C380 Barrier Details Type WB Transition	Drawing	NA	CIVIL - 1	VENDOR	Approval
129	6007-PLN-GFE-00-50-C603	C381 Barrier Details Type 12AA Layout	Drawing	NA	CIVIL - 1	VENDOR	Approval
130	6007-PLN-GFE-00-50-C604	C382 San Bernardino County Street Marker Details	Drawing	NA	CIVIL - 1	VENDOR	Approval
131	6007-PLN-GFE-00-50-C605	C307 Beta Power Island Entrance Road Typical Section and Details	Drawing	NA	CIVIL - 1	VENDOR	Approval

ABENER TEYMA
MOJAVE

Compliance No.:	GEN-2					
Job :	Mojave Solar Project					
Date: 02/06/14	Description: Civil Master Drawing List					
Line No.	Sheet No.	Description	Type of Document	Revision Number	Applicable Condition of Certification	Vendor Supplied or EOR	Reason for Submittal
132	6007-PLN-GFE-00-50-C606	C309 Beta Power Island Entrance Road Plan - Profile Sta 10+00 to21+00	Drawing	NA	CIVIL - 1	VENDOR	Approval
133	6007-PLN-GFE-00-50-C607	C310 Beta Power Island Entrance Road Plan - Profile Sta 21+00 to32+50	Drawing	NA	CIVIL - 1	VENDOR	Approval
134	6007-PLN-GFE-00-50-C651	C311 Beta Power Island Entrance Road Plan - Profile Sta 32+50 to43+27+	Drawing	NA	CIVIL - 1	VENDOR	Approval
135	6007-PLN-GFE-00-50-C709	Process Wastewater Evaporation Ponds and Bioremediation Facilities	Drawing	NA	CIVIL - 1	VENDOR	Approval
136	6007-PLN-GFG-00-50-C500	Mirror Assebly Building Paving, Grading and Drainage, and Fencing Cover Sheet	Drawing	NA	CIVIL - 1	VENDOR	Approval
137	6007-PLN-GFG-00-50-C501	Mirror Assebly Building General Notes, Legend and Abbreviations	Drawing	NA	CIVIL - 1	VENDOR	Approval
138	6007-PLN-GFG-00-50-C502	Mirror Assebly Building Paving, Grading and Drainage, and Fencing Site Plan	Drawing	NA	CIVIL - 1	VENDOR	Approval
139	6007-PLN-GFG-00-50-C503	Mirror Assebly Building Water Pollution Control Plan	Drawing	NA	CIVIL - 1	VENDOR	Approval
140	6007-PLN-GFG-00-50-C504	Mirror Assebly Building Paving, Grading and Drainage Details I	Drawing	NA	CIVIL - 1	VENDOR	Approval
141	6007-PLN-GFG-00-50-C510	Mirror Assebly Building Temporary Construction Plan I	Drawing	NA	CIVIL - 1	VENDOR	Approval
142	6007-PLN-GFG-00-50-C511	Mirror Assebly Building Temporary Construction Plan II	Drawing	NA	CIVIL - 1	VENDOR	Approval
143	6007-PLN-GFG-00-50-C512	Mirror Assebly Building Civil Works General Details I	Drawing	NA	CIVIL - 1	VENDOR	Approval
144	6007-PLN-GFG-00-50-C513	Mirror Assebly Building Temporary Construction Details II	Drawing	NA	CIVIL - 1	VENDOR	Approval
145	6007-HMD-GFG-00-50-0010	Mirror Assembly Building SWPPP Amendment Log	Drawing	NA	CIVIL - 1	VENDOR	Approval
146	6007-CAL-GFG-00-50-DM01	Mirror Assembly Building Drainage Memo	Calculation	NA	CIVIL - 1	VENDOR	Approval
147	6007-PLN-GFE-00-50-C012	Beta West - Solar Field Retention Basins Details	Drawing	NA	CIVIL - 1	VENDOR	Approval
148	6007-PLN-GFE-00-50-C013	Beta East - Solar Field Retention Basins Details	Drawing	NA	CIVIL - 1	VENDOR	Approval
149	6007-PLN-GFE-00-50-C031	Beta West Solar Field Grading and Drainage - Plan D4	Drawing	NA	CIVIL - 1	VENDOR	Approval
150	6007-PLN-GFE-00-50-C032	Beta West/East Solar Field Grading and Drainage - Plan D5	Drawing	NA	CIVIL - 1	VENDOR	Approval
151	6007-PLN-GFE-00-50-C033	Beta East Solar Field Grading and Drainage - Plan D6	Drawing	NA	CIVIL - 1	VENDOR	Approval
152	6007-PLN-GFE-00-50-C034	Beta East Solar Field Grading and Drainage - Plan D7	Drawing	NA	CIVIL - 1	VENDOR	Approval
153	6007-PLN-GFE-00-50-C035	Beta West Solar Field Grading and Drainage - Plan E4	Drawing	NA	CIVIL - 1	VENDOR	Approval
154	6007-PLN-GFE-00-50-C036	Beta West/East Solar Field Grading and Drainage - Plan E5	Drawing	NA	CIVIL - 1	VENDOR	Approval
155	6007-PLN-GFE-00-50-C037	Beta East Solar Field Grading and Drainage - Plan E6	Drawing	NA	CIVIL - 1	VENDOR	Approval
156	6007-PLN-GFE-00-50-C038	Beta East Solar Field Grading and Drainage - Plan E7	Drawing	NA	CIVIL - 1	VENDOR	Approval
157	6007-PLN-GFE-00-50-C039	Beta East Solar Field Grading and Drainage - Plan F5	Drawing	NA	CIVIL - 1	VENDOR	Approval
158	6007-PLN-GFE-00-50-C040	Beta East Solar Field Grading and Drainage - Plan F6	Drawing	NA	CIVIL - 1	VENDOR	Approval
159	6007-PLN-GFE-00-50-C041	Beta East Solar Field Grading and Drainage - Plan F7	Drawing	NA	CIVIL - 1	VENDOR	Approval
160	6007-PLN-GFG-00-50-C026	Alpha West Solar Field Grading and Drainage Plan C3W	Drawing	5	CIVIL - 1	VENDOR	Approval
161	6007-PLN-GFG-00-50-C549	Evaporation Ponds / Bioremediation Facilities Alpha and Beta Sites Cover Sheet	Drawing	1	CIVIL - 1	VENDOR	Approval
162	6007-PLN-GFG-00-50-C550	Evaporation Ponds / Bioremediation Facilities General Notes, Legend and Abbreviations	Drawing	1	CIVIL - 1	VENDOR	Approval
163	6007-PLN-GFG-00-50-C551	Evaporation Ponds / Bioremediation Facilities Alpha Site Plan	Drawing	1	CIVIL - 1	VENDOR	Approval
164	6007-PLN-GFG-00-50-C552	Evaporation Ponds / Bioremediation Facilities Alpha Site Grading and Drainage Plan	Drawing	1	CIVIL - 1	VENDOR	Approval
165	6007-PLN-GFG-00-50-C553	Evaporation Ponds / Bioremediation Facilities Alpha Site Pond Sections	Drawing	1	CIVIL - 1	VENDOR	Approval
166	6007-PLN-GFG-00-50-C554	Evaporation Ponds / Bioremediation Facilities Alpha Site Details	Drawing	1	CIVIL - 1	VENDOR	Approval
167	6007-PLN-GFG-00-50-C555	Evaporation Ponds / Bioremediation Facilities Alpha Site Details 2	Drawing	1	CIVIL - 1	VENDOR	Approval
168	6007-PLN-GFG-00-50-C556	Evaporation Ponds / Bioremediation Facilities Alpha Site Bioremediation Facilities Plan	Drawing	1	CIVIL - 1	VENDOR	Approval
169	6007-PLN-GFG-00-50-C557	Evaporation Ponds / Bioremediation Facilities Alpha Site Bioremediation Facilities Sections and Details	Drawing	1	CIVIL - 1	VENDOR	Approval
170	6007-PLN-GFG-00-50-C558	Evaporation Ponds / Bioremediation Facilities Beta Site Plan	Drawing	1	CIVIL - 1	VENDOR	Approval
171	6007-PLN-GFG-00-50-C559	Evaporation Ponds / Bioremediation Facilities Beta Site Grading and Drainage Plan	Drawing	1	CIVIL - 1	VENDOR	Approval
172	6007-PLN-GFG-00-50-C560	Evaporation Ponds / Bioremediation Facilities Beta Site Pond Sections	Drawing	1	CIVIL - 1	VENDOR	Approval
173	6007-PLN-GFG-00-50-C561	Evaporation Ponds / Bioremediation Facilities Beta Site Details	Drawing	1	CIVIL - 1	VENDOR	Approval
174	6007-PLN-GFG-00-50-C562	Evaporation Ponds / Bioremediation Facilities Beta Site Details 2	Drawing	1	CIVIL - 1	VENDOR	Approval
175	6007-PLN-GFG-00-50-C563	Evaporation Ponds / Bioremediation Facilities Beta Site Bioremediation Facilities Plan	Drawing	1	CIVIL - 1	VENDOR	Approval
176	6007-PLN-GFG-00-50-C564	Evaporation Ponds / Bioremediation Facilities Beta Site Bioremediation Facilities Sections and Details	Drawing	1	CIVIL - 1	VENDOR	Approval
177	6007-PLN-GFG-00-50-C600	Raw Water Pipe and Evaporation Pond Force Main Construction Plans Cover Sheet	Drawing	0	CIVIL - 1	VENDOR	Approval
178	6007-PLN-GFG-00-50-C601	Raw Water Pipe and Evaporation Pond Force Main General Notes, Legend and Abbreviations	Drawing	0	CIVIL - 1	VENDOR	Approval
179	6007-PLN-GFG-00-50-C602	Raw Water Pipe and Evaporation Pond Force Main Alpha Power Island Site Plan I	Drawing	0	CIVIL - 1	VENDOR	Approval
180	6007-PLN-GFG-00-50-C603	Raw Water Pipe and Evaporation Pond Force Main Alpha Power Island Site Plan II	Drawing	0	CIVIL - 1	VENDOR	Approval
181	6007-PLN-GFG-00-50-C604	Raw Water Pipe and Evaporation Pond Force Main Alpha Site Evaporation Pond Force Main	Drawing	0	CIVIL - 1	VENDOR	Approval
182	6007-PLN-GFG-00-50-C605	Raw Water Pipe and Evaporation Pond Force Main Beta Power Island Site Plan I	Drawing	0	CIVIL - 1	VENDOR	Approval
183	6007-PLN-GFG-00-50-C606	Raw Water Pipe and Evaporation Pond Force Main Beta Power Island Site Plan II	Drawing	0	CIVIL - 1	VENDOR	Approval
184	6007-PLN-GFG-00-50-C607	Raw Water Pipe and Evaporation Pond Force Main Beta Site Evaporation Pond Force Main	Drawing	0	CIVIL - 1	VENDOR	Approval
185	6007-PLN-GFG-00-50-C649	Onsite Waste Water Disposal Systems Alpha and Beta Sites Cover Sheet	Drawing	1	CIVIL - 1	VENDOR	Approval
186	6007-PLN-GFG-00-50-C650	Onsite Waste Water Disposal Systems General Notes, Legend and Abbreviations	Drawing	1	CIVIL - 1	VENDOR	Approval
187	6007-PLN-GFG-00-50-C651	Onsite Waste Water Disposal Systems Alpha/Beta Waste Water Disposal Systems Key Map, Notes and Details	Drawing	1	CIVIL - 1	VENDOR	Approval
188	6007-PLN-GFG-00-50-C652	Onsite Waste Water Disposal Systems Waste Water Disposal System Alpha Plot Plan	Drawing	1	CIVIL - 1	VENDOR	Approval
189	6007-PLN-GFG-00-50-C653	Onsite Waste Water Disposal Systems Waste Water Disposal System Beta Plot Plan	Drawing	1	CIVIL - 1	VENDOR	Approval
190	6007-ESP-ATP-00-50-3100	Concrete Forms and Accessories Specifications	Spec	1	CIVIL - 1	EOR	Approval
191	6007-ESP-ATP-00-50-3200	Concrete Reinforcement Specifications	Spec	1	CIVIL - 1	EOR	Approval
192	6007-ESP-ATP-00-50-5120	Structural Steel Specifications	Spec	1	CIVIL - 1	EOR	Approval
193	6007-ESP-ATP-00-50-C021	Civil Site Prep Technical Specifications	Spec	1	CIVIL - 1	EOR	Approval
194	6007-ESP-ATP-00-50-C022	Flexible Pavement Specifications	Spec	0	CIVIL - 1	EOR	Approval
195	6007-ESP-ATP-00-50-C024	Site Clearing and Rough Grading Specifications	Spec	0	CIVIL - 1	EOR	Approval
196	6007-ESP-ATP-00-50-C025	Earthwork Specifications	Spec	0	CIVIL - 1	EOR	Approval
197	6007-ESP-ATP-00-50-C026	Erosion, Sediment Control Specifications	Spec	0	CIVIL - 1	EOR	Approval
198	6007-ESP-ATP-00-50-C028	Aggregate Base Course Specifications	Spec	0	CIVIL - 1	EOR	Approval
199	6007-ESP-ATP-00-50-C029	Cast-In-Place Concrete Specifications	Spec	0	CIVIL - 1	EOR	Approval
200	6007-ESP-ATP-00-50-C030	Site Dust Control Specifications	Spec	0	CIVIL - 1	EOR	Approval
201	6007-ESP-ATP-00-50-C014	Ready Mix Concrete Production & Delivery Specifications	Spec	0	CIVIL - 1	EOR	Approval
202	6007-ESP-ATP-00-50-C015	Particular Commercial Conditions for Ready Mix Concrete Production & Delivery Specifications	Spec	0	CIVIL - 1	EOR	Approval
203	6007-ESP-ATP-00-50-GW001.01	Groundwater Well Reconnaissance & Abandonment Specification Adendum	Spec	1	CIVIL - 1	EOR	Approval
204	6007-ESP-ATP-00-50-WTW001	Groundwater Well Construction Specifications	Spec	0	CIVIL - 1	EOR	Approval
205	6007-ESP-ATP-00-50-WTW0002	Well Construction Technical Specifications	Spec	X	CIVIL - 1	EOR	Approval
206	6007-ESP-ATP-00-50-D001	Demolition Specifications	Spec	0	CIVIL - 1	EOR	Approval
207	6007-ESP-ATP-00-50-C033	Site Fencing Specifications	Spec	0	CIVIL - 1	EOR	Approval
208	6007-ESP-ATP-00-50-0001	Site Video Surveillance Specifications	Spec	0	CIVIL - 1	EOR	Approval
209	6007-ESP-ATP-00-50-C027	Soil Stabilization Specifications	Spec	0	CIVIL - 1	EOR	Approval
210	6007-PLN-GFG-00-50-C014	Alpha West Solar Field Grading and Drainage Plan A1	Drawing	5	CIVIL - 1	VENDOR	Approval
211	6007-PLN-GFG-00-50-C015	Alpha West Solar Field Grading and Drainage Plan A2	Drawing	5	CIVIL - 1	VENDOR	Approval
212	6007-PLN-GFG-00-50-C017	Alpha West Solar Field Grading and Drainage Plan B1	Drawing	5	CIVIL - 1	VENDOR	Approval
213	6007-PLN-GFG-00-50-C018	Alpha West Solar Field Grading and Drainage Plan B2	Drawing	5	CIVIL - 1	VENDOR	Approval
214	6007-PLN-GFG-00-50-C019	Alpha West Solar Field Grading and Drainage Plan B3W	Drawing	5	CIVIL - 1	VENDOR	Approval
215	6007-PLN-GFG-00-50-C024	Alpha West Solar Field Grading and Drainage Plan C1	Drawing	5	CIVIL - 1	VENDOR	Approval
216	6007-PLN-GFG-00-50-C025	Alpha West Solar Field Grading and Drainage Plan C2	Drawing	5	CIVIL - 1	VENDOR	Approval
217	6007-PLN-GFG-00-50-C026	Alpha West Solar Field Grading and Drainage Plan C3W	Drawing	5	CIVIL - 1	VENDOR	Approval
218	6007-PLN-GFG-00-50-C173	South Alpha Power Island Paving, Grading and Drainage Plan	Drawing	5	CIVIL - 1	VENDOR	Approval
219	6007-PLN-GFG-00-50-C174	North Alpha Power Island Paving, Grading and Drainage Plan	Drawing	5	CIVIL - 1	VENDOR	Approval
220	6007-PLN-GFG-00-50-C175	South Beta Power Island Paving, Grading and Drainage Plan	Drawing	5	CIVIL - 1	VENDOR	Approval
221	6007-PLN-GFG-00-50-C176	North Beta Power Island Paving, Grading and Drainage Plan	Drawing	5	CIVIL - 1	VENDOR	Approval
222	6007-PLN-GFG-00-50-C011	Alpha East - Solar Field Retention Basins Details	Drawing	3	CIVIL - 2	VENDOR	Approval
223	6007-PLN-GFG-00-50-C016	Alpha East Solar Field Grading and Drainage Plan A3	Drawing	6	CIVIL - 3	VENDOR	Approval
224	6007-PLN-GFG-00-50-C020	Alpha West/East Collector Field Grading and Drainage Plan B3E	Drawing	6	CIVIL - 4	VENDOR	Approval
225	6007-PLN-GFG-00-50-C021	Alpha West/East Collector Field Grading and Drainage Plan B4	Drawing	5	CIVIL - 5	VENDOR	Approval
226	6007-PLN-GFG-00-50-C022	Alpha West/East Collector Field Grading and Drainage Plan B5	Drawing	5	CIVIL - 6	VENDOR	Approval
227	6007-PLN-GFG-00-50-C023	Alpha West/East Collector Field Grading and Drainage Plan B6	Drawing	5	CIVIL - 7	VENDOR	Approval
228	6007-PLN-GFG-00-50-C027	Alpha West/East Collector Field Grading and Drainage Plan C3E	Drawing	5	CIVIL - 8	VENDOR	Approval
229	6007-PLN-GFG-00-50-C028	Alpha West/East Collector Field Grading and Drainage Plan C4	Drawing	5	CIVIL - 9	VENDOR	Approval
230	6007-PLN-GFG-00-50-C029	Alpha West/East Collector Field Grading and Drainage Plan C5	Drawing	5	CIVIL - 10	VENDOR	Approval
231	6007-PLN-GFG-00-50-C030	Alpha West/East Collector Field Grading and Drainage Plan C6	Drawing	5	CIVIL - 11	VENDOR	Approval
232	6007-PLN-GFG-00-50-C307	Beta Power Island Entrance Road Typical Section and Details	Drawing	3	CIVIL - 1	VENDOR	Approval
233	6007-PLN-GFG-00-50-C309	Beta Power Island Entrance Road Plan-Profile Sta 10+00 to 21+00	Drawing	4	CIVIL - 1	VENDOR	Approval
234	6007-PLN-GFG-00-50-C310	Beta Power Island Entrance Road Plan-Profile Sta 21+00 to 32+50	Drawing	4	CIVIL - 1	VENDOR	Approval
235	6007-PLN-GFG-00-50-C311	Beta Power Island Entrance Road Plan-Profile Sta 32+50 to 44+00	Drawing	4	CIVIL - 1	VENDOR	Approval
236	6007-PLN-GFG-00-50-C312	Beta Power Island Entrance Road Plan-Profile Sta 44+00 to 55+50	Drawing	0	CIVIL - 1	VENDOR	Approval
237	6007-PLN-GFG-00-50-C313	Beta Power Island Entrance Road Plan-Profile Sta 55+50 to 64+35	Drawing	0	CIVIL - 1	VENDOR	Approval
238	6007-PLN-GFG-00-50-C552	Evaporation. Ponds/Bioremediation. Facilities Alpha Site Grading and Drainage Plan	Drawing	1	CIVIL - 1	VENDOR	Permitting
239	6007-PLN-GFG-00-50-C559	Evaporation. Ponds/Bioremediation. Facilities Alpha Site Grading and Drainage Plan	Drawing	1	CIVIL - 1	VENDOR	Permitting
240	6007-PLN-GFG-00-50-C376	Lockhart Road West Culvert. Details II	Drawing	0	CIVIL - 1	VENDOR	Review
241	6007-PLN-GFG-00-50-C500	COVER SHEET	Drawing	0	CIVIL -1	VENDOR	Review
242	6007-PLN-GFG-00-50-C501	NOTES SHEET	Drawing	0	CIVIL - 1	VENDOR	Review
243	6007-PLN-GFG-00-50-C502	SITE PLAN	Drawing	0	CIVIL - 1	VENDOR	Review
244	6007-PLN-GFG-00-50-C503	SITE PLAN	Drawing	0	CIVIL - 1	VENDOR	Review
245	6007-PLN-GFG-00-50-C504	DETAILS	Drawing	0	CIVIL - 1	VENDOR	Review
246	6007-PLN-GFG-00-50-C505	DETAILS	Drawing	NA	CIVIL - 1	VENDOR	
247	6007-PLN-GFG-00-50-C307	Typical Section and Details	Drawing	4	CIVIL - 1	VENDOR	Construction
248	6007-PLN-GFG-00-50-C515	Alternate 2 - Temporary Fire Storage and Distribution System	Drawing	0	CIVIL - 1	VENDOR	Review
249	6007-PLN-GFG-00-50-C006	Sheet Index	Drawing	3	CIVIL - 1	VENDOR	Construction
250	6007-PLN-GFG-00-50-C008	Beta East - Lowered NE Transition and Ramp Details	Drawing	0	CIVIL - 1	VENDOR	Construction
251	6007-PLN-GFG-00-50-C009	Solar Field Grading and Drainage Key Map and Notes	Drawing	3	CIVIL - 1	VENDOR	Construction
252	6007-PLN-GFG-00-50-C033	Beta East Solar Field Grading and Drainage. Plan D6	Drawing	6	CIVIL - 1	VENDOR	Construction
253	6007-PLN-GFG-00-50-C034	Beta East Solar Field Grading and Drainage. Plan D7	Drawing	6	CIVIL - 1	VENDOR	Construction
254	6007-PLN-GFG-00-50-C309	Beta Power Island Entrance Road. Plan-Profile Sta 10+00 to 21+00	Drawing	5	CIVIL - 1	VENDOR	Construction
255	6007-PLN-GFG-00-50-C310	Beta Power Island Entrance Road. Plan-Profile Sta 21+00 to 32+50	Drawing	5	CIVIL - 1	VENDOR	Construction
256	6007-PLN-GFG-00-50-C362	Lockhart Road. Plan-Profile Sta 31+00 to 42+50	Drawing	4	CIVIL - 1	VENDOR	Construction
257	REPONSE LETTER CIVIL-1-6.00X2-Fencing Plans-PC1		Drawing	NA	CIVIL - 1	VENDOR	Approval

ABENER TEYMA
MOJAVE

Compliance No.:		GEN-2					
Job :		Mojave Solar Project					
Date: 02/06/14		Description: Civil Master Drawing List					
Line No.	Sheet No.	Description	Type of Document	Revision Number	Applicable Condition of Certification	Vendor Supplied or EOR	Reason for Submittal
258	6007-PLN-GFG-00-50-C450		Drawing	NA	CIVIL - 1	VENDOR	Approval
259	Wind Fence_Not Installed_07-13-12 Sealed		Drawing	NA	CIVIL - 1	VENDOR	Approval
260	Wind Fence_Retrofit on Installed_07-13-12 Sealed		Drawing	NA	CIVIL - 1	VENDOR	Approval
261	6007-PLN-GFG-00-50-C514		Drawing	NA	CIVIL - 1	VENDOR	Approval
262	6007-PLN-GFG-00-50-C549	Alpha and Beta Sites Cover Sheet	Drawing	NA	CIVIL - 1	VENDOR	Approval
263	6007-PLN-GFG-00-50-C550	General Notes, Legend and Abbreviations	Drawing	NA	CIVIL - 1	VENDOR	Approval
264	6007-PLN-GFG-00-50-C551	Alpha Site Plan	Drawing	NA	CIVIL- 1	VENDOR	Approval
265	6007-PLN-GFG-00-50-C552	Alpha Site Grading and Drainage Plan	Drawing	NA	CIVIL - 1	VENDOR	Approval
266	6007-PLN-GFG-00-50-C553	Alpha Site Pond Sections	Drawing	NA	CIVIL - 1	VENDOR	Approval
267	6007-PLN-GFG-00-50-C554	Alpha Site Details	Drawing	NA	CIVIL - 1	VENDOR	Approval
268	6007-PLN-GFG-00-50-C555	Alpha Site Details 2	Drawing	NA	CIVIL - 1	VENDOR	Approval
269	6007-PLN-GFG-00-50-C556	Alpha Site Bioremediation Facilities Plan	Drawing	NA	CIVIL - 1	VENDOR	Approval
270	6007-PLN-GFG-00-50-C557	Alpha Site Bioremediation Facilities Sections and Details	Drawing	NA	CIVIL - 1	VENDOR	Approval
271	6007-PLN-GFG-00-50-C558	Beta Site Plan	Drawing	NA	CIVIL - 1	VENDOR	Approval
272	6007-PLN-GFG-00-50-C559	Beta Site Grading and Drainage Plan	Drawing	NA	CIVIL - 1	VENDOR	Approval
273	6007-PLN-GFG-00-50-C560	Beta Site Pond Sections	Drawing	NA	CIVIL - 1	VENDOR	Approval
274	6007-PLN-GFG-00-50-C561	Beta Site Details	Drawing	NA	CIVIL - 1	VENDOR	Approval
275	6007-PLN-GFG-00-50-C562	Beta Site Details 2	Drawing	NA	CIVIL - 1	VENDOR	Approval
276	6007-PLN-GFG-00-50-C563	Beta Site Bioremediation Facilities Plan	Drawing	NA	CIVIL - 1	VENDOR	Approval
278	6007-PLN-GFG-00-50-C564	Beta Site Bioremediation Facilities Sections and Details	Drawing	NA	CIVIL - 1	VENDOR	Approval
279	Tech Memo for Evap Ponds and Bio Fac 3-23-12	Design Technical Memorandum	Technical Memo	NA	CIVIL - 1	VENDOR	Approval
280	Regional Water Quality Control Board Documentation		Technical Memo	NA	CIVIL - 1	VENDOR	Approval
281	6007-PLN-GFG-00-50-C448		Drawing	NA	CIVIL - 1	VENDOR	Approval
310	Structural Calculations r1 (DS 04-20-12) 0187P-A1&2 - MT-402	STRUCTURAL CALCULATIONS	Calculation	NA	CIVIL -1	VENDOR	Approval
311	6007-PLN-GFG-00-50-C173	South Alpha Power Island Paving,Grading and Drainage Plan	Drawing	7	CIVIL -1	VENDOR	Approval
312	6007-PLN-GFG-00-50-C174	North Alpha Power Island Paving, Grading and Drainage Plan	Drawing	7	CIVIL -1	VENDOR	Approval
312	6007-PLN-GFG-00-50-C175	South Beta Power Island Paving, Grading and Drainage Plan	Drawing	7	CIVIL -1	VENDOR	Approval
314	6007-PLN-GFG-00-50-C176	North Beta Power Island Paving, Grading and Drainage Plan	Drawing	7	CIVIL -1	VENDOR	Approval
315	6007-CAL-GFG-00-50-002	Wind fence calculations	Calculation	0	CIVIL -1	VENDOR	Approval
316	6007-PLN-GFG-00-50-C454	Wind fence drawings	Drawing	0	CIVIL -1	VENDOR	Approval
317	6007-PLN-GFG-00-50-C455	Wind fence drawings	Drawing	0	CIVIL -1	VENDOR	Approval
318	6007-PLN-GFG-00-50-C456	Wind fence drawings	Drawing	0	CIVIL -1	VENDOR	Approval
319	6007-PLN-GFG-00-50-C448	Fence Detail	Drawing	5	CIVIL -1	VENDOR	Approval
320	6007-CAL-GFG-00-50-001	Perimeter Fence Design	Calculation	1	CIVIL -1	VENDOR	Approval
321	6007-PLN-GFG-00-50-C449	Fence Detail	Drawing	4	CIVIL -1	VENDOR	Approval
322	Screen Fence Retrofit 08-01/12 Sealed	Screen Fence Retrofit	Drawing	0	CIVIL -1	VENDOR	Approval
333	6007-PLN-GFG-00-50-C451	Alpha West Fencing Plan	Drawing	4	CIVIL -1	VENDOR	Approval
334	6007-PLN-GFG-00-50-C452	Alpha East Fencing Plan	Drawing	3	CIVIL -1	VENDOR	Approval
335	6007-PLN-GFG-00-50-C453	Beta East/West Fencing Plan	Drawing	3	CIVIL -1	VENDOR	Approval
336	6007-CAL-AGE-25-52-4000	Steam Turbine Generator Foundation - Calculation Report Alpha Plant	Calculation	3	CIVIL -1	VENDOR	Approval
337	6007-CAL-AGE-25-52-8000	Steam Turbine Generator Foundation - Calculation Report Beta Plant	Calculation	3	CIVIL -1	VENDOR	Approval
338	6007-PLN-AGE-25-52-4000	Steam Turbine Generator Foundation - Cover Sheet - Alpha Plant	Drawing	3	CIVIL -1	VENDOR	Approval
339	6007-PLN-AGE-25-52-4020	Steam Turbine Generator Foundation - General notes - Alpha Plant	Drawing	3	CIVIL -1	VENDOR	Approval
340	6007-PLN-AGE-25-52-4040	Steam Turbine Generator Foundation - Foundation plan - Alpha Plant	Drawing	3	CIVIL -1	VENDOR	Approval
341	6007-PLN-AGE-25-52-4041	Steam Turbine Generator Foundation - Foundation Elevations - Alpha	Drawing	3	CIVIL -1	VENDOR	Approval
342	6007-PLN-AGE-25-52-4060	Steam Turbine Generator Foundation - Details - Alpha plant	Drawing	3	CIVIL -1	VENDOR	Approval
343	6007-PLN-AGE-25-52-4061	Steam Turbine Generator Foundation - Details - Alpha plant	Drawing	3	CIVIL -1	VENDOR	Approval
344	6007-PLN-AGE-25-52-4062	Steam Turbine Generator Foundation - Details - Alpha plant	Drawing	3	CIVIL -1	VENDOR	Approval
345	6007-PLN-AGE-25-52-4063	Steam Turbine Generator Foundation - Details - Alpha plant	Drawing	3	CIVIL -1	VENDOR	Approval
346	6007-PLN-AGE-25-52-4064	Steam Turbine Generator Foundation - Details - Alpha plant	Drawing	3	CIVIL -1	VENDOR	Approval
347	6007-PLN-AGE-25-52-4065	Steam Turbine Generator Foundation - Details - Alpha plant	Drawing	3	CIVIL -1	VENDOR	Approval
348	6007-PLN-AGE-25-52-4066	Steam Turbine Generator Foundation - Details - Alpha plant	Drawing	3	CIVIL -1	VENDOR	Approval
349	6007-PLN-AGE-25-52-4067	Steam Turbine Generator Foundation - Details - Alpha plant	Drawing	3	CIVIL -1	VENDOR	Approval
350	6007-PLN-AGE-25-52-4068	Steam Turbine Generator Foundation - Details - Alpha plant	Drawing	2	CIVIL -1	VENDOR	Approval
351	6007-PLN-AGE-25-52-4069	Steam Turbine Generator Foundation - Details - Alpha plant	Drawing	2	CIVIL -1	VENDOR	Approval
352	6007-PLN-AGE-25-52-4070	Steam Turbine Generator Foundation - Details - Alpha plant	Drawing	2	CIVIL -1	VENDOR	Approval
353	6007-PLN-AGE-25-52-4071	Steam Turbine Generator Foundation - Details - Alpha plant	Drawing	2	CIVIL -1	VENDOR	Approval
354	6007-PLN-AGE-25-52-4072	Steam Turbine Generator Foundation - Details - Alpha plant	Drawing	2	CIVIL -1	VENDOR	Approval
355	6007-PLN-AGE-25-52-8000	Steam Turbine Generator Foundation - Cover Sheet - Beta Plant	Drawing	3	CIVIL -1	VENDOR	Approval
356	6007-PLN-AGE-25-52-8020	Steam Turbine Generator Foundation - General notes - Beta Plant	Drawing	3	CIVIL -1	VENDOR	Approval
357	6007-PLN-AGE-25-52-8040	Steam Turbine Generator Foundation - Foundation plan - Beta Plant	Drawing	3	CIVIL -1	VENDOR	Approval
358	6007-PLN-AGE-25-52-8041	Steam Turbine Generator Foundation - Foundation Elevations - Beta	Drawing	3	CIVIL -1	VENDOR	Approval
359	6007-PLN-AGE-25-52-8060	Steam Turbine Generator Foundation - Details - Beta plant	Drawing	3	CIVIL -1	VENDOR	Approval
360	6007-PLN-AGE-25-52-8061	Steam Turbine Generator Foundation - Details - Beta plant	Drawing	3	CIVIL -1	VENDOR	Approval
361	6007-PLN-AGE-25-52-8062	Steam Turbine Generator Foundation - Details - Beta plant	Drawing	3	CIVIL -1	VENDOR	Approval
362	6007-PLN-AGE-25-52-8063	Steam Turbine Generator Foundation - Details - Beta plant	Drawing	3	CIVIL -1	VENDOR	Approval
363	6007-PLN-AGE-25-52-8064	Steam Turbine Generator Foundation - Details - Beta plant	Drawing	3	CIVIL -1	VENDOR	Approval
364	6007-PLN-AGE-25-52-8065	Steam Turbine Generator Foundation - Details - Beta plant	Drawing	3	CIVIL -1	VENDOR	Approval
365	6007-PLN-AGE-25-52-8066	Steam Turbine Generator Foundation - Details - Beta plant	Drawing	3	CIVIL -1	VENDOR	Approval
366	6007-PLN-AGE-25-52-8067	Steam Turbine Generator Foundation - Details - Beta plant	Drawing	3	CIVIL -1	VENDOR	Approval
367	6007-PLN-AGE-25-52-8068	Steam Turbine Generator Foundation - Details - Beta plant	Drawing	2	CIVIL -1	VENDOR	Approval
368	6007-PLN-AGE-25-52-8069	Steam Turbine Generator Foundation - Details - Beta plant	Drawing	2	CIVIL -1	VENDOR	Approval
369	6007-PLN-AGE-25-52-8070	Steam Turbine Generator Foundation - Details - Beta plant	Drawing	2	CIVIL -1	VENDOR	Approval
370	6007-PLN-AGE-25-52-8071	Steam Turbine Generator Foundation - Details - Beta plant	Drawing	2	CIVIL -1	VENDOR	Approval
371	6007-PLN-AGE-25-52-8072	Steam Turbine Generator Foundation - Details - Beta plant	Drawing	2	CIVIL -1	VENDOR	Approval
372	6007-PLN-GFG-00-50-C549	6007-PLN-GFG-00-50-C549	Drawing	2	CIVIL -1	VENDOR	Approval
373	6007-PLN-GFG-00-50-C550	6007-PLN-GFG-00-50-C550	Drawing	2	CIVIL -1	VENDOR	Approval
374	6007-PLN-GFG-00-50-C551	6007-PLN-GFG-00-50-C551	Drawing	2	CIVIL -1	VENDOR	Approval
375	6007-PLN-GFG-00-50-C553	Evaporation Ponds/Bioremediation Facilities/Alpha Site/Pond Sections	Drawing	2	CIVIL -1	VENDOR	Approval
376	6007-PLN-GFG-00-50-C554	Evaporation Ponds/Bioremediation Facilities/Alpha Site/Details	Drawing	2	CIVIL -1	VENDOR	Approval
377	6007-PLN-GFG-00-50-C555	Evaporation Ponds/Bioremediation Facilities/Alpha Site/Details 2	Drawing	2	CIVIL -1	VENDOR	Approval
378	6007-PLN-GFG-00-50-C556	Evaporation Ponds/Bioremediation Facilities/Alpha Site/Bioremediation Facilities Plan	Drawing	2	CIVIL -1	VENDOR	Approval
379	6007-PLN-GFG-00-50-C557	Evaporation Ponds/Bioremediation Facilities/Alpha Site/Bioremediation Facilities Sections and Details	Drawing	2	CIVIL -1	VENDOR	Approval
380	6007-PLN-GFG-00-50-C558	Evaporation Ponds/Bioremediation Facilities/Beta Site/Plan	Drawing	2	CIVIL -1	VENDOR	Approval
381	6007-PLN-GFG-00-50-C560	Evaporation Ponds/Bioremediation Facilities/Beta Site/Pond Sections	Drawing	2	CIVIL -1	VENDOR	Approval
382	6007-PLN-GFG-00-50-C561	Evaporation Ponds/Bioremediation Facilities/Beta Site/Details	Drawing	2	CIVIL -1	VENDOR	Approval
383	6007-PLN-GFG-00-50-C562	Evaporation Ponds/Bioremediation Facilities/Beta Site/Details 2	Drawing	2	CIVIL -1	VENDOR	Approval
384	6007-PLN-GFG-00-50-C563	Evaporation Ponds/Bioremediation Facilities/Beta Site/Bioremediation Facilities Plan	Drawing	2	CIVIL -1	VENDOR	Approval
385	6007-PLN-GFG-00-50-C564	Evaporation Ponds/Bioremediation Facilities/Beta Site/Bioremediation Facilities Sections and Details	Drawing	2	CIVIL -1	VENDOR	Approval
386	6007-ESP-GFG-00-50-C001	Supplemental Technical Specifications	Spec	0	CIVIL -1	VENDOR	Approval
387	6007-CAL-AGE-57-52-6277	Calculation Report	Calculation	4	CIVIL -1	VENDOR	Approval
388	6007-PLN-AGE-57-52-6900	cover sheet	Drawing	6	CIVIL -1	VENDOR	Approval
389	6007-PLN-AGE-57-52-6901	general notes	Drawing	5	CIVIL -1	VENDOR	Approval
390	6007-PLN-AGE-57-52-6902	Elevation, plan, & Sections for Column 1 to 5	Drawing	6	CIVIL -1	VENDOR	Approval
391	6007-PLN-AGE-57-52-6903	Elevation, plan, & Sections for Column 2, 3, 4	Drawing	5	CIVIL -1	VENDOR	Approval
392	6007-PLN-AGE-57-52-6904	Elevation, plan, & Sections for Column 1 & 5	Drawing	6	CIVIL -1	VENDOR	Approval
393	6007-PLN-AGE-57-52-6905	Elevation, plan, & Sections for Column C11-C20	Drawing	6	CIVIL -1	VENDOR	Approval
394	6007-PLN-AGE-25-52-4000	Alpha . **Steam Turbine Gen. Foundation Cover Sheet**	Drawing	4	CIVIL -1	VENDOR	Approval
395	6007-PLN-AGE-25-52-4020	Alpha . **Steam Turbine Gen. Foundation General Notes**	Drawing	6	CIVIL -1	VENDOR	Approval
396	6007-PLN-AGE-25-52-4040	Alpha . **Steam Turbine Gen. Foundation. Foundation Plan**	Drawing	5	CIVIL -1	VENDOR	Approval
397	6007-PLN-AGE-25-52-4041	Alpha . **Steam Turbine Gen. Foundation. Foundation Elev.**	Drawing	5	CIVIL -1	VENDOR	Approval
398	6007-PLN-AGE-25-52-4060	Alpha . **Steam Turbine Gen. Foundation. Details**	Drawing	5	CIVIL -1	VENDOR	Approval
399	6007-PLN-AGE-25-52-4061	Alpha . **Steam Turbine Gen. Foundation. Details**	Drawing	5	CIVIL -1	VENDOR	Approval
400	6007-PLN-AGE-25-52-4062	Alpha . **Steam Turbine Gen. Foundation. Details**	Drawing	5	CIVIL -1	VENDOR	Approval
401	6007-PLN-AGE-25-52-4063	Alpha . **Steam Turbine Gen. Foundation. Details**	Drawing	5	CIVIL -1	VENDOR	Approval
402	6007-PLN-AGE-25-52-4064	Alpha . **Steam Turbine Gen. Foundation. Details**	Drawing	5	CIVIL -1	VENDOR	Approval
403	6007-PLN-AGE-25-52-4065	Alpha . **Steam Turbine Gen. Foundation. Details**	Drawing	5	CIVIL -1	VENDOR	Approval
404	6007-PLN-AGE-25-52-4066	Alpha . **Steam Turbine Gen. Foundation. Details**	Drawing	5	CIVIL -1	VENDOR	Approval
405	6007-PLN-AGE-25-52-4067	Alpha . **Steam Turbine Gen. Foundation. Details**	Drawing	5	CIVIL -1	VENDOR	Approval
406	6007-PLN-AGE-25-52-4068	Alpha . **Steam Turbine Gen. Foundation. Details**	Drawing	4	CIVIL -1	VENDOR	Approval
407	6007-PLN-AGE-25-52-4069	Alpha . **Steam Turbine Gen. Foundation. Details**	Drawing	4	CIVIL -1	VENDOR	Approval
408	6007-PLN-AGE-25-52-4070	Alpha . **Steam Turbine Gen. Foundation. Details**	Drawing	4	CIVIL -1	VENDOR	Approval
409	6007-PLN-AGE-25-52-4071	Alpha . **Steam Turbine Gen. Foundation. Details**	Drawing	4	CIVIL -1	VENDOR	Approval
410	6007-PLN-AGE-25-52-4072	Alpha . **Steam Turbine Gen. Foundation. Details**	Drawing	4	CIVIL -1	VENDOR	Approval
411	6007-PLN-AGE-25-52-4073	Alpha . **Anchor Bolts Coordinates Foundation Plan**	Drawing	1	CIVIL -1	VENDOR	Approval
412	6007-PLN-AGE-25-52-8000	Beta . **Steam Turbine Gen. Foundation Cover Sheet**	Drawing	4	CIVIL -1	VENDOR	Approval
413	6007-PLN-AGE-25-52-8020	Beta . **Steam Turbine Gen. Foundation General Notes**	Drawing	6	CIVIL -1	VENDOR	Approval
414	6007-PLN-AGE-25-52-8040	Beta . **Steam Turbine Gen. Foundation. Foundation Plan**	Drawing	5	CIVIL -1	VENDOR	Approval
415	6007-PLN-AGE-25-52-8041	Beta . **Steam Turbine Gen. Foundation. Foundation Elev.**	Drawing	5	CIVIL -1	VENDOR	Approval
416	6007-PLN-AGE-25-52-8060	Beta . **Steam Turbine Gen. Foundation. Details**	Drawing	5	CIVIL -1	VENDOR	Approval
417	6007-PLN-AGE-25-52-8061	Beta . **Steam Turbine Gen. Foundation. Details**	Drawing	5	CIVIL -1	VENDOR	Approval
418	6007-PLN-AGE-25-52-8062	Beta . **Steam Turbine Gen. Foundation. Details**	Drawing	5	CIVIL -1	VENDOR	Approval
419	6007-PLN-AGE-25-52-8063	Beta . **Steam Turbine Gen. Foundation. Details**	Drawing	5	CIVIL -1	VENDOR	Approval
420	6007-PLN-AGE-25-52-8064	Beta . **Steam Turbine Gen. Foundation. Details**	Drawing	5	CIVIL -1	VENDOR	Approval
421	6007-PLN-AGE-25-52-8065	Beta . **Steam Turbine Gen. Foundation. Details**	Drawing	5	CIVIL -1	VENDOR	Approval

ABENER TEYMA
MOJAVE

Compliance No.:		GEN-2					
Job :		Mojave Solar Project					
Date: 02/06/14		Description: Civil Master Drawing List					
Line No.	Sheet No.	Description	Type of Document	Revision Number	Applicable Condition of Certification	Vendor Supplied or EOR	Reason for Submittal
422	6007-PLN-AGE-25-52-8066	Beta . **Steam Turbine Gen. Foundation. Details**	Drawing	5	CIVIL -1	VENDOR	Approval
423	6007-PLN-AGE-25-52-8067	Beta . **Steam Turbine Gen. Foundation. Details**	Drawing	5	CIVIL -1	VENDOR	Approval
424	6007-PLN-AGE-25-52-8068	Beta . **Steam Turbine Gen. Foundation. Details**	Drawing	4	CIVIL -1	VENDOR	Approval
425	6007-PLN-AGE-25-52-8069	Beta . **Steam Turbine Gen. Foundation. Details**	Drawing	4	CIVIL -1	VENDOR	Approval
426	6007-PLN-AGE-25-52-8070	Beta . **Steam Turbine Gen. Foundation. Details**	Drawing	4	CIVIL -1	VENDOR	Approval
427	6007-PLN-AGE-25-52-8071	Beta . **Steam Turbine Gen. Foundation. Details**	Drawing	4	CIVIL -1	VENDOR	Approval
428	6007-PLN-AGE-25-52-8072	Beta . **Steam Turbine Gen. Foundation. Details**	Drawing	4	CIVIL -1	VENDOR	Approval
429	6007-PLN-AGE-25-52-8073	Beta . **Anchor Bolts Coordinates Foundation Plan**	Drawing	1	CIVIL -1	VENDOR	Approval
430	6007-CAL-AGE-25-52-4000	Calculation report for Steam **Turbine-Generator Found. Alpha**	Calculation	5	CIVIL -1	VENDOR	Approval
431	6007-CAL-AGE-25-52-8000	Calculation report for Steam **Turbine-Generator Found. Beta**	Calculation	5	CIVIL -1	VENDOR	Approval
432	6007-PLN-GFG-00-50-C451	Alpha West Fencing Plan	Drawing	5	CIVIL -1	VENDOR	Approval
433	6007-PLN-GFG-00-50-C452	Alpha East Fencing Plan	Drawing	4	CIVIL -1	VENDOR	Approval
434	6007-PLN-GFG-00-50-C453	Beta East/West Fencing Plan	Drawing	4	CIVIL -1	VENDOR	Approval
435	6007-PLN-AGE-25-52-4040	Alpha – Steam Turbine Gen. Foundation. Foundation Plan	Drawing	6	CIVIL -1	VENDOR	Approval
436	6007-PLN-AGE-25-52-4062	Alpha – Steam Turbine Gen. Foundation. Details	Drawing	6	CIVIL -1	VENDOR	Approval
437	6007-PLN-AGE-25-52-4063	Alpha – Steam Turbine Gen. Foundation. Details	Drawing	6	CIVIL -1	VENDOR	Approval
438	6007-PLN-AGE-25-52-4068	Alpha – Steam Turbine Gen. Foundation. Details	Drawing	5	CIVIL -1	VENDOR	Approval
439	6007-PLN-AGE-25-52-4069	Alpha – Steam Turbine Gen. Foundation. Details	Drawing	5	CIVIL -1	VENDOR	Approval
440	6007-PLN-AGE-25-52-4070	Alpha – Steam Turbine Gen. Foundation. Details	Drawing	5	CIVIL -1	VENDOR	Approval
441	6007-PLN-AGE-25-52-4071	Alpha – Steam Turbine Gen. Foundation. Details	Drawing	5	CIVIL -1	VENDOR	Approval
442	6007-PLN-AGE-25-52-4073	Alpha – Anchor Bolts Coordinates Foundation Plan	Drawing	2	CIVIL -1	VENDOR	Approval
443	6007-PLN-AGE-25-52-8040	Beta – Steam Turbine Gen. Foundation. Foundation Plan	Drawing	6	CIVIL -1	VENDOR	Approval
444	6007-PLN-AGE-25-52-8068	Beta – Steam Turbine Gen. Foundation. Details	Drawing	5	CIVIL -1	VENDOR	Approval
445	6007-PLN-AGE-25-52-8069	Beta – Steam Turbine Gen. Foundation. Details	Drawing	5	CIVIL -1	VENDOR	Approval
446	6007-PLN-AGE-25-52-8070	Beta – Steam Turbine Gen. Foundation. Details	Drawing	5	CIVIL -1	VENDOR	Approval
447	6007-PLN-AGE-25-52-8071	Beta – Steam Turbine Gen. Foundation. Details	Drawing	5	CIVIL -1	VENDOR	Approval
448	6007-PLN-AGE-25-52-8073	Beta – Anchor Bolts Coordinates Foundation Plan	Drawing	2	CIVIL -1	VENDOR	Approval
449	6007-CAL-AGE-57-54-6277	Calculations	Calculation	4	CIVIL -1	VENDOR	Approval
450	6007-PLN-AGE-57-54-6900	Cover Sheet	Drawing	5	CIVIL -1	VENDOR	Approval
451	6007-PLN-AGE-57-54-6901	General Notes	Drawing	5	CIVIL -1	VENDOR	Approval
452	6007-PLN-AGE-57-54-6902	Plan Views	Drawing	5	CIVIL -1	VENDOR	Approval
453	6007-PLN-AGE-57-54-6903	Plan Views & Details	Drawing	5	CIVIL -1	VENDOR	Approval
454	6007-PLN-AGE-57-54-6904	Elevation of Frame A & B	Drawing	5	CIVIL -1	VENDOR	Approval
455	6007-PLN-AGE-57-54-6905	Elevation of Fraame 1 to 5	Drawing	5	CIVIL -1	VENDOR	Approval
456	6007-PLN-AGE-57-54-6906	Connection Details for Frame A & B	Drawing	5	CIVIL -1	VENDOR	Approval
457	6007-PLN-AGE-57-54-6907	Connection Details for Frame 1 to 5	Drawing	5	CIVIL -1	VENDOR	Approval
458	6007-PLN-AGE-57-54-6908	Connection Details for Plan at EL 2064'-3" & 2070'-3"	Drawing	5	CIVIL -1	VENDOR	Approval
459	6007-PLN-AGE-57-54-6909	Staircase & Baseplate Details	Drawing	5	CIVIL -1	VENDOR	Approval
460	6007-CAL-AGE-57-54-6700	Calculation Report	Calculation	0	CIVIL -1	VENDOR	Approval
461	6007-PLN-AGE-57-54-6700	Cover Sheet	Drawing	0	CIVIL -1	VENDOR	Approval
462	6007-PLN-AGE-57-54-6701	General Notes	Drawing	0	CIVIL -1	VENDOR	Approval
463	6007-PLN-AGE-57-54-6702	Plan View	Drawing	0	CIVIL -1	VENDOR	Approval
464	6007-PLN-AGE-57-54-6703	Plan View & Details	Drawing	0	CIVIL -1	VENDOR	Approval
465	6007-PLN-AGE-57-54-6704	Elevation A & B	Drawing	0	CIVIL -1	VENDOR	Approval
466	6007-PLN-AGE-57-54-6705	Elevation of Frame 1 to 5	Drawing	0	CIVIL -1	VENDOR	Approval
467	6007-PLN-AGE-57-54-6706	Staircase & Base plate Details	Drawing	0	CIVIL -1	VENDOR	Approval
468	6007-PLN-AGE-57-54-6707	Connection Detail	Drawing	0	CIVIL -1	VENDOR	Approval
469	6007-PLN-AGE-57-54-6708	Connection Detail	Drawing	0	CIVIL -1	VENDOR	Approval
470	6007-PLN-AGE-57-54-6709	Connection Detail	Drawing	0	CIVIL -1	VENDOR	Approval
471	6007-TMT-AGE-ATE-0993	AG Transmittal	Drawing		CIVIL -1	VENDOR	Approval
472	6007-CAL-AGE-57-52-4950-R03	Main HTF pipe support foundations in PSV areas. Alpha Plant	Calculation	3	CIVIL -1	VENDOR	Approval
473	6007-LIS-AGE-58-52-2401-R03	Coordiantes list for Main HTF pipe support foundations in PSV areas. Alpha plant	List	3	CIVIL -1	VENDOR	Approval
474	6007-PLN-AGE-57-52-2600-R03	Alpha Plant. HTF Pipes support foundations in PSV areas. Cover sheet	Drawing	3	CIVIL -1	VENDOR	Approval
475	6007-PLN-AGE-57-52-2601-R03	Alpha Plant. HTF Pipes support foundations in PSV areas. General Notes	Drawing	3	CIVIL -1	VENDOR	Approval
476	6007-PLN-AGE-57-52-2602-R03	Alpha Plant. HTF Pipes support foundations in PSV areas. Foundations plan & coordinates	Drawing	3	CIVIL -1	VENDOR	Approval
477	6007-PLN-AGE-57-52-2603-R03	Alpha Plant. HTF Pipes support foundations in PSV areas. Sections and details I	Drawing	3	CIVIL -1	VENDOR	Approval
478	6007-PLN-AGE-57-52-2604-R03	Alpha Plant. HTF Pipes support foundations in PSV areas. Sections and details II	Drawing	3	CIVIL -1	VENDOR	Approval
479	6007-PLN-AGE-57-52-2605-R03	Alpha Plant. HTF Pipes support foundations in PSV areas. Sections and details III	Drawing	3	CIVIL -1	VENDOR	Approval
480	6007-CAL-AGE-58-52-2400-R03	Calculation report for Central plant. HTF main pipe support foundation. Alpha plant	Calculation	3	CIVIL -1	VENDOR	Approval
481	6007-LIS-AGE-58-52-2400-R03	Coordiantes list for Central plant. HTF main pipe support foundation. Alpha plant	List	3	CIVIL -1	VENDOR	Approval
482	6007-PLN-AGE-58-52-2400-R03	Central Plant, Main HTF Pipes Support Foundations. Cover sheet	Drawing	3	CIVIL -1	VENDOR	Approval
483	6007-PLN-AGE-58-52-2401-R02	Central Plant, Main HTF Pipes Support Foundations. General Notes	Drawing	2	CIVIL -1	VENDOR	Approval
484	6007-PLN-AGE-58-52-2402-R02	Central Plant, Main HTF Pipes Support Foundations. Foundations plan	Drawing	2	CIVIL -1	VENDOR	Approval
485	6007-PLN-AGE-58-52-2403-R03	Central Plant, Main HTF Pipes Support Foundations. Sections & details I	Drawing	3	CIVIL -1	VENDOR	Approval
486	6007-PLN-AGE-58-52-2404-R03	Central Plant, Main HTF Pipes Support Foundations. Sections & details II	Drawing	3	CIVIL -1	VENDOR	Approval
487	6007-CAL-AGE-58-52-2405 R02	Calculation report for Central plant. HTF main sleepres-pipes supp. II. Alpha plant	Calculation	2	CIVIL -1	VENDOR	Approval
488	6007-LIS-AGE-58-52-2405_R02	Coordinates list for Central plant. HTF main sleepres-pipes supp. II. Alpha plant	List	2	CIVIL -1	VENDOR	Approval
489	6007-PLN-AGE-58-52-2405-R02	Central Plant, Main HTF Pipes Support Foundations II. Cover sheet	Drawing	2	CIVIL -1	VENDOR	Approval
490	6007-PLN-AGE-58-52-2405-R02	Central Plant, Main HTF Pipes Support Foundations II. General Notes	Drawing	2	CIVIL -1	VENDOR	Approval
491	6007-PLN-AGE-58-52-2407-R02	Central Plant, Main HTF Pipes Support Foundations II. Foundations plan	Drawing	2	CIVIL -1	VENDOR	Approval
492	6007-PLN-AGE-58-52-2408-R02	Central Plant, Main HTF Pipes Support Foundations II. Sections & details	Drawing	2	CIVIL -1	VENDOR	Approval
493	6007-CAL-AGE-58-52-2410-R02	Calculation report for Central Plant, HTF Mian Sleepers-Pipes Supp. III. Alpha Plant	Calculation	2	CIVIL -1	VENDOR	Approval
494	6007-LIS-AGE-58-52-2410-R02	Coordinates list for Central Plant, HTF Main Sleepers-Pipes Supp. III. Alpha Plant	List	2	CIVIL -1	VENDOR	Approval
495	6007-PLN-AGE-58-52-2410-R02	Central Plant, Main HTF Pipes Support Foundations III. Cover sheet	Drawing	2	CIVIL -1	VENDOR	Approval
496	6007-PLN-AGE-58-52-2411-R02	Central Plant, Main HTF Pipes Support Foundations III. General Notes	Drawing	2	CIVIL -1	VENDOR	Approval
497	6007-PLN-AGE-58-52-2412-R02	Central Plant, Main HTF Pipes Support Foundations III. General Notes	Drawing	2	CIVIL -1	VENDOR	Approval
498	6007-PLN-AGE-58-52-2413-R02	Central Plant, Main HTF Pipes Support Foundations III. Sections & details	Drawing	2	CIVIL -1	VENDOR	Approval
499	6007-PLN-AGE-58-52-2414-R02	Central Plant, Main HTF Pipes Support Foundations III. Sections & details II	Drawing	2	CIVIL -1	VENDOR	Approval
500	6007-PLN-AGE-58-52-2415-R02	Central Plant, Main HTF Pipes Support Foundations III. Sections & details III	Drawing	2	CIVIL -1	VENDOR	Approval
501	6007-CAL-AGE-57-52-6277	Calculation Report for DrainageChannel Crossing Pipe Support Steel Truss Foundations Far West	Calculation	4	CIVIL -1	VENDOR	Approval
502	6007-PLN-AGE-57-52-6900	Drainage Channel Crossing Far West Field Beta, HTF Pipe Support Steel Truss Foundations Cover Sheet	Drawing	7	CIVIL -1	VENDOR	Approval
503	6007-PLN-AGE-57-52-6901	Drainage Channel Crossing Far West Field Beta, HTF Pipe Support Steel Truss Foundations General Notes	Drawing	6	CIVIL -1	VENDOR	Approval
504	6007-PLN-AGE-57-52-6902	Drainage Channel Crossing Far West Field Beta, HTF Pipe Support Steel Truss Foundations Elevation, Plan & Sections for Column 1 to 5	Drawing	7	CIVIL -1	VENDOR	Approval
505	6007-PLN-AGE-57-52-6903	Drainage Channel Crossing Far West Field Beta, HTF Pipe Support Steel Truss Foundations Plan, Section and Details for Column 2,3 & 4	Drawing	6	CIVIL -1	VENDOR	Approval
506	6007-PLN-AGE-57-52-6904	Drainage Channel Crossing Far West Field Beta, HTF Pipe Support Steel Truss Foundations Plan, Section and Details for Column 1 & 5	Drawing	7	CIVIL -1	VENDOR	Approval
507	6007-PLN-AGE-57-52-6905	Drainage Channel Crossing Far West Field Beta, HTF Pipe Support Steel Truss Foundations Elevation, Plan & Sections for Column C11-C20	Drawing	7	CIVIL -1	VENDOR	Approval
508	Sketch STGF	Sketch STGF	Drawing	na	CIVIL -1	VENDOR	Approval
509	6007-PLN-AGE-25-52-4041	Field Alpha Steam Generator Foundation Elevations (View Only)	Drawing	3	CIVIL -1	VENDOR	Approval
510	RFI 0005	Steam Generator Turbine Foundations	Drawing	na	CIVIL -1	VENDOR	Approval
511	RFI 0006	Steam Generator Turbine Foundations	Drawing	na	CIVIL -1	VENDOR	Approval
512	51	Abengoa Solar Elevator 3-15-13	Drawing	n.a.	CIVIL -1	VENDOR	Approval
513	6007-PLN-WSI-00-00-A001	Abengoa Solar Architectural 3-15-13	Drawing	n.a.	CIVIL -1	VENDOR	Approval
514	6007-PLN-WSI-42-73-M001	Abengoa Solar Mechanical 3-15-13	Drawing	n.a.	CIVIL -1	VENDOR	Approval
515	6007-PLN-WSI-29-82-P001	Abengoa Solar Plumbing 3-15-13	Drawing	n.a.	CIVIL -1	VENDOR	Approval
516	6007-PLN-ATM-18-53-F1.0	Abengoa Solar Foundation Plans 3-15-13	Drawing	n.a.	CIVIL -1	VENDOR	Approval
517	LTG-1C	Abengoa T24 Electrical 3-15-13	Drawing	n.a.	CIVIL -1	VENDOR	Approval
518	C13025	Abengoa T 24 Mech & Envl 3-15-13	Drawing	n.a.	CIVIL -1	VENDOR	Approval
519	C13025	HVAC_Heating_&_Cooling_Calcs	Drawing	n.a.	CIVIL -1	VENDOR	Approval
520	6007-PLN-WSI-27-31-E001	Abengoa Solar E-001 3-15-13	Drawing	n.a.	CIVIL -1	VENDOR	Approval
521	6007-PLN-WSI-27-31-E002	Abengoa Solar E-002 3-15-13	Drawing	n.a.	CIVIL -1	VENDOR	Approval
522	6007-PLN-WSI-27-31-E003	Abengoa Solar E-003 3-15-13	Drawing	n.a.	CIVIL -1	VENDOR	Approval
523	6007-PLN-WSI-27-31-E004	Abengoa Solar E-004 3-15-13	Drawing	n.a.	CIVIL -1	VENDOR	Approval
524	6007-PLN-WSI-27-31-E005	Abengoa Solar E-005 3-15-13	Drawing	n.a.	CIVIL -1	VENDOR	Approval
525	6007-PLN-AGE-11-50-0000-R04	Effluent water line. Alpha plant. Cover sheet	Drawing	4	CIVIL -1	VENDOR	Approval
526	6007-PLN-AGE-11-50-0001-R04	Effluent water line. Alpha plant. General Notes	Drawing	4	CIVIL -1	VENDOR	Approval
527	6007-PLN-AGE-11-50-0002-R04	Effluent water line. Alpha plant. Plan 1	Drawing	4	CIVIL -1	VENDOR	Approval
528	6007-PLN-AGE-11-50-0003-R04	Effluent water line. Alpha plant. Plan 2	Drawing	4	CIVIL -1	VENDOR	Approval
529	6007-PLN-AGE-11-50-0004-R04	Effluent water line. Alpha plant. Plan 3	Drawing	4	CIVIL -1	VENDOR	Approval
530	6007-PLN-AGE-11-50-0005-R04	Effluent water line. Alpha plant. Cross sections	Drawing	4	CIVIL -1	VENDOR	Approval
531	6007-PLN-AGE-11-50-0006-R04	Effluent water line. Alpha plant. Details	Drawing	4	CIVIL -1	VENDOR	Approval
532	6007-PLN-GFG-00-50-C551	Alpha Site plan. Evaporation ponds/Bioremediation facilities.	Drawing	4	CIVIL -1	VENDOR	Approval
533	6007-PLN-GFG-00-50-C552	Alpha Site, Grading and Drainage Plan, Evaporation ponds/Bioremediation facilities	Drawing	4	CIVIL -1	VENDOR	Approval
534	6007-PLN-GFG-00-50-C554	Alpha Site Details, Evaporation ponds/ Bioremediation facilities	Drawing	5	CIVIL -1	VENDOR	Approval
535	6007-PLN-GFG-00-50-C555	Alpha site, Details 2, Evaporation ponds/ bioremediation facilities.	Drawing	4	CIVIL -1	VENDOR	Approval
536	6007-PLN-GFG-00-50-C556	Alpha site, Bioremediation facilities. Evaporation ponds/Bioremediation facilities.	Drawing	3	CIVIL -1	VENDOR	Approval
537	6007-PLN-GFG-00-50-C604	Alpha site, Evaporation ponds, Force main.Evaporation ponds/Bioremediation facilities.	Drawing	3	CIVIL -1	VENDOR	Approval
538	6007-CAL-AGE-58-52-6400-R02	Calculation Report for HTF pipe supports foundations South Beta Plant	Calculation	2	CIVIL -1	VENDOR	Approval
539	6007-LIS-AGE-58-52-6400-R01	Coordiantes List for Central Plant South. HTF main pipe supports	List	1	CIVIL -1	VENDOR	Approval
540	6007-PLN-AGE-58-52-6400-R03	Beta Central Plant, HTF Pipe Support Foundations. Cover Sheet	Drawing	3	CIVIL -1	VENDOR	Approval
541	6007-PLN-AGE-58-52-6401-R03	Beta Central Plant, HTF Pipe Support Foundations. General Notes	Drawing	3	CIVIL -1	VENDOR	Approval
542	6007-PLN-AGE-58-52-6402-R03	Beta Central Plant, HTF Pipe Support Foundations. Foundation Plan	Drawing	3	CIVIL -1	VENDOR	Approval
543	6007-PLN-AGE-58-52-6404-R03	Beta Central Plant, HTF Pipe Support Foundations. Sections and Details I	Drawing	3	CIVIL -1	VENDOR	Approval
544	6007-CAL-AGE-23-52-4000	Beta Central Plant, HTF Pipe Support Foundations. Sections and Details II	Calculation	3	CIVIL -1	VENDOR	Approval
545	6007-CAL-AGE-23-52-4000	Calculation Report for Exitation Transformer Foundation. Alpha Plant	Calculation	1	CIVIL -1	VENDOR	Approval
546	6007-CAL-AGE-23-52-8000	Calculation Report for Exitation Transformer Foundation. Beta Plant	Calculation	1	CIVIL -1	VENDOR	Approval

ABENER TEYMA
MOJAVE

Compliance No.:	GEN-2					
Job :	Mojave Solar Project					
Date: 02/06/14	Description: Civil Master Drawing List					

Line No.	Sheet No.	Description	Type of Document	Revision Number	Applicable Condition of Certification	Vendor Supplied or EOR	Reason for Submittal
547	6007-PLN-AGE-23-52-4000_Rev 01	Alpha. Exitation Transformer #33 Foundation. Cover Sheet	Drawing	1	CIVIL -1	VENDOR	Approval
548	6007-PLN-AGE-23-52-4020_Rev 01	Alpha. Exitation Transformer #33 Foundation. General Notes	Drawing	1	CIVIL -1	VENDOR	Approval
549	6007-PLN-AGE-23-52-4040_Rev 01	Alpha. Exitation Transformer #33 Foundation. Fouindation Plan & details	Drawing	1	CIVIL -1	VENDOR	Approval
550	6007-PLN-AGE-23-52-8000_Rev 01	Beta. Exitation Transformer #33 Foundation. Cover Sheet	Drawing	1	CIVIL -1	VENDOR	Approval
551	6007-PLN-AGE-23-52-8020_Rev 01	Beta. Exitation Transformer #33 Foundation. General Notes	Drawing	1	CIVIL -1	VENDOR	Approval
552	6007-PLN-AGE-23-52-8040_Rev 01	Beta. Exitation Transformer #33 Foundation. Fouindation Plan & details	Drawing	1	CIVIL -1	VENDOR	Approval
553	6007-LIS-AGE-57-52-6601-R02	Main HTF pipe support foundations in PSV areas. Beta Plant	List	2	CIVIL -1	VENDOR	Approval
554	6007-PLN-AGE-57-52-6600-R02	Main HTF pipe support foundations in PSV areas. Cover sheet	Drawing	2	CIVIL -1	VENDOR	Approval
555	6007-PLN-AGE-57-52-6601-R02	Main HTF pipe support foundations in PSV areas. General Notes	Drawing	2	CIVIL -1	VENDOR	Approval
556	6007-PLN-AGE-57-52-6602-R02	Main HTF pipe support foundations in PSV areas.East & West area foundations plan	Drawing	2	CIVIL -1	VENDOR	Approval
557	6007-PLN-AGE-57-52-6603-R02	Main HTF pipe support foundations in PSV areas.North & South area foundations plan	Drawing	2	CIVIL -1	VENDOR	Approval
558	6007-PLN-AGE-57-52-6604-R02	Main HTF pipe support foundations in PSV areas.Sections & details I	Drawing	2	CIVIL -1	VENDOR	Approval
559	6007-PLN-AGE-57-52-6605-R02	Main HTF pipe support foundations in PSV areas.Sections & details II	Drawing	2	CIVIL -1	VENDOR	Approval
560	6007-PLN-AGE-57-52-6606-R02	Main HTF pipe support foundations in PSV areas.Sections & details III	Drawing	2	CIVIL -1	VENDOR	Approval
561	6007-PLN-AGE-57-52-6607-R02	Main HTF pipe support foundations in PSV areas.Sections & details IV	Drawing	2	CIVIL -1	VENDOR	Approval
562	6007-PLN-AGE-57-52-6608-R02	Main HTF pipe support foundations in PSV areas.Sections & details V	Drawing	2	CIVIL -1	VENDOR	Approval
563	6007-PLN-AGE-57-52-6609-R02	Main HTF pipe support foundations in PSV areas.Sections & details VI	Drawing	2	CIVIL -1	VENDOR	Approval
564	6007-PLN-AGE-57-52-6610-R02	Main HTF pipe support foundations in PSV areas.Sections & details VII	Drawing	2	CIVIL -1	VENDOR	Approval
565	6007-PLN-AGE-57-52-6611-R00	Main HTF pipe support foundations in PSV areas.Sections & details VIII	Drawing	0	CIVIL -1	VENDOR	Approval
566	6007-PLN-GFG-00-50-C551	Alpha Site plan	Drawing	4	CIVIL -1	VENDOR	Approval
567	6007-PLN-GFG-00-50-C552	Alpha Site, Grading and Drainage Plan	Drawing	4	CIVIL -1	VENDOR	Approval
568	6007-PLN-GFG-00-50-C554	Alpha Site Details 1	Drawing	5	CIVIL -1	VENDOR	Approval
569	6007-PLN-GFG-00-50-C555	Alpha site, Details 2	Drawing	4	CIVIL -1	VENDOR	Approval
570	6007-PLN-GFG-00-50-C556	Alpha site, Bioremediation facilities	Drawing	3	CIVIL -1	VENDOR	Approval
571	6007-PLN-GFG-00-50-C604	Alpha site, Evaporation ponds, Force main	Drawing	3	CIVIL -1	VENDOR	Approval
572	6007-PLN-AGE-29-55-4000	Cover Sheet	Drawing	6	CIVIL -1	VENDOR	Approval
573	6007-PLN-AGE-29-55-4020	General notes	Drawing	6	CIVIL -1	VENDOR	Approval
574	6007-PLN-AGE-29-55-4040	underground plan	Drawing	6	CIVIL -1	VENDOR	Approval
575	6007-PLN-AGE-29-55-4060	Details	Drawing	6	CIVIL -1	VENDOR	Approval
576	6007-PLN-AGE-29-55-4065	Details	Drawing	6	CIVIL -1	VENDOR	Approval
577	6007-PLN-AGE-00-50-S001	General civil and Structural notes	Drawing	3	CIVIL -1	VENDOR	Approval
578	6007-CAL-AGE-58-52-2400-R04	Central plant, HTF Main Sleepers-Pipes Support Foundations. Alpha plant	Calculation	4	CIVIL -1	VENDOR	Approval
579	6007-LIS-AGE-58-52-2400-R03	Central plant, HTF Main Sleepers-Pipes Support Foundations. Alpha plant	List	3	CIVIL -1	VENDOR	Approval
580	6007-PLN-AGE-58-52-2400-R03	Mojave solar project. Alpha plant. Central plant, Main HTF Pipes support foundations. Cover Sheet	Drawing	3	CIVIL -1	VENDOR	Approval
581	6007-PLN-AGE-58-52-2401-R03	Mojave solar project. Alpha plant. Central plant, Main HTF Pipes support foundations. General Notes	Drawing	3	CIVIL -1	VENDOR	Approval
582	6007-PLN-AGE-58-52-2402-R02	Mojave solar project. Alpha plant. Central plant, Main HTF Pipes support foundations. Foundations plan	Drawing	2	CIVIL -1	VENDOR	Approval
583	6007-PLN-AGE-58-52-2403-R04	Mojave solar project. Alpha plant. Central plant, Main HTF Pipes support foundations. Sections and details I	Drawing	4	CIVIL -1	VENDOR	Approval
584	6007-PLN-AGE-58-52-2404-R04	Mojave solar project. Alpha plant. Central plant, Main HTF Pipes support foundations. Sections and details II	Drawing	4	CIVIL -1	VENDOR	Approval
585	6007-PLN-AGE-58-52-2415-R03	Mojave solar project. Alpha plant. Central plant, Main HTF Pipes support foundations. Sections and details II	Drawing	3	CIVIL -1	VENDOR	Approval
586	6007-CAL-AGE-58-52-2405-R03	Central plant, HTF Main Sleepers-Pipes Supp. II. Alpha plant	Calculation	3	CIVIL -1	VENDOR	Approval
587	6007-LIS-AGE-58-52-2405_R02	Central plant, HTF Main Sleepers-Pipes Supp. II. Alpha plant	List	2	CIVIL -1	VENDOR	Approval
588	6007-PLN-AGE-58-52-2405-R02	Mojave solar project. Alpha plant. Central plant, Main HTF Pipes support foundations II. Cover Sheet	Drawing	2	CIVIL -1	VENDOR	Approval
589	6007-PLN-AGE-58-52-2406-R03	Mojave solar project. Alpha plant. Central plant, Main HTF Pipes support foundations II. General Notes	Drawing	3	CIVIL -1	VENDOR	Approval
590	6007-PLN-AGE-58-52-2407-R02	Mojave solar project. Alpha plant. Central plant, Main HTF Pipes support foundations II. Foundations plan	Drawing	2	CIVIL -1	VENDOR	Approval
591	6007-PLN-AGE-58-52-2408-R03	Mojave solar project. Alpha plant. Central plant, Main HTF Pipes support foundations II. Sections and details	Drawing	3	CIVIL -1	VENDOR	Approval
592	6007-CAL-AGE-58-52-2410-R03	Central plant, HTF Main Sleepers-Pipes Supp. III. Alpha plant	Calculation	3	CIVIL -1	VENDOR	Approval
593	6007-LIS-AGE-58-52-2410-R02	Central plant, HTF Main Sleepers-Pipes Supp. III. Alpha plant	List	2	CIVIL -1	VENDOR	Approval
594	6007-PLN-AGE-58-52-2410-R02	Mojave solar project. Alpha plant. Central plant, Main HTF Pipes support foundations III. Cover Sheet	Drawing	2	CIVIL -1	VENDOR	Approval
595	6007-PLN-AGE-58-52-2411-R03	Mojave solar project. Alpha plant. Central plant, Main HTF Pipes support foundations III. General Notes	Drawing	3	CIVIL -1	VENDOR	Approval
596	6007-PLN-AGE-58-52-2412-R02	Mojave solar project. Alpha plant. Central plant, Main HTF Pipes support foundations III. Foundations plan	Drawing	2	CIVIL -1	VENDOR	Approval
597	6007-PLN-AGE-58-52-2413-R03	Mojave solar project. Alpha plant. Central plant, Main HTF Pipes support foundations III. Sections and details I	Drawing	3	CIVIL -1	VENDOR	Approval
598	6007-PLN-AGE-58-52-2414-R03	Mojave solar project. Alpha plant. Central plant, Main HTF Pipes support foundations III. Sections and details II	Drawing	3	CIVIL -1	VENDOR	Approval
599	6007-CAL-AGE-57-52-4950-R03	Main HTF Pipes Support Foundations in PSV areas. Alpha plant	Calculation	3	CIVIL -1	VENDOR	Approval
600	6007-LIS-AGE-58-52-2401-R03.pdf	Main HTF pipes support foundations in PSV areas. Alpha Plant	List	3	CIVIL -1	VENDOR	Approval
601	6007-PLN-AGE-57-52-2600-R03.pdf	Mojave solar project. Alpha plant. HTF Pipes support foundations in PSV Areas. Cover Sheet	Drawing	3	CIVIL -1	VENDOR	Approval
602	6007-PLN-AGE-57-52-2601-R04.pdf	Mojave solar project. Alpha plant. HTF Pipes support foundations in PSV Areas. General Notes.	Drawing	4	CIVIL -1	VENDOR	Approval
603	6007-PLN-AGE-57-52-2602-R03.pdf	Mojave solar project. Alpha plant. HTF Pipes support foundations in PSV Areas. Foundations plan & coordinates.	Drawing	3	CIVIL -1	VENDOR	Approval
604	6007-PLN-AGE-57-52-2603-R04.pdf	Mojave solar project. Alpha plant. HTF Pipes support foundations in PSV Areas. Sections & details I	Drawing	4	CIVIL -1	VENDOR	Approval
605	6007-PLN-AGE-57-52-2604-R04.pdf	Mojave solar project. Alpha plant. HTF Pipes support foundations in PSV Areas. Sections & details II	Drawing	4	CIVIL -1	VENDOR	Approval
606	6007-PLN-AGE-57-52-2605-R04.pdf	Mojave solar project. Alpha plant. HTF Pipes support foundations in PSV Areas. Sections & details III	Drawing	4	CIVIL -1	VENDOR	Approval
607	6007-PLN-AGE-58-52-2485	Cover sheet	Drawing	2	CIVIL -1	VENDOR	Approval
608	6007-PLN-AGE-58-52-2486	General notes	Drawing	2	CIVIL -1	VENDOR	Approval
609	6007-PLN-AGE-58-52-2487	Basin layout	Drawing	2	CIVIL -1	VENDOR	Approval
610	6007-PLN-AGE-58-52-2488	Sections & staircase details	Drawing	2	CIVIL -1	VENDOR	Approval
611	6007-PLN-AGE-58-52-2489	Sump and trench details	Drawing	2	CIVIL -1	VENDOR	Approval
612	6007-PLN-AGE-58-52-2490	Pump A-MP-204A foundation plan, sections & details	Drawing	2	CIVIL -1	VENDOR	Approval
613	6007-PLN-AGE-58-52-2491	Tank A-MV-206A foundation plan, sections & details	Drawing	2	CIVIL -1	VENDOR	Approval
614	6007-PLN-AGE-58-52-2492	Pedestal details & coordinates	Drawing	2	CIVIL -1	VENDOR	Approval
615	6007-CAL-AGE-58-52-2485	Overflow basin calc report	Calculation	1	CIVIL -1	VENDOR	Approval
616	6007-CAL-AGE-58-52-2490	Pump report	Calculation	1	CIVIL -1	VENDOR	Approval
617	6007-PLN-AGE-58-52-6485	Cover sheet	Drawing	2	CIVIL -1	VENDOR	Approval
618	6007-PLN-AGE-58-52-6486	General notes	Drawing	2	CIVIL -1	VENDOR	Approval
619	6007-PLN-AGE-58-52-6487	Basin layout	Drawing	2	CIVIL -1	VENDOR	Approval
620	6007-PLN-AGE-58-52-6488	Sections & staircase details	Drawing	2	CIVIL -1	VENDOR	Approval
621	6007-PLN-AGE-58-52-6489	Sump and trench details	Drawing	2	CIVIL -1	VENDOR	Approval
622	6007-PLN-AGE-58-52-6490	Pump A-MP-204A foundation plan, sections & details	Drawing	2	CIVIL -1	VENDOR	Approval
623	6007-PLN-AGE-58-52-6491	Tank A-MV-206A foundation plan, sections & details	Drawing	2	CIVIL -1	VENDOR	Approval
624	6007-PLN-AGE-58-52-6492	Pedestal details & coordinates	Drawing	2	CIVIL -1	VENDOR	Approval
625	6007-CAL-AGE-58-52-6485	Overflow basin calc report	Calculation	1	CIVIL -1	VENDOR	Approval
626	6007-CAL-AGE-58-52-6490	Pump report	Calculation	1	CIVIL -1	VENDOR	Approval
627	6007-PLN-AGE-18-52-4200	Cover sheet	Drawing	1	CIVIL -1	VENDOR	Approval
628	6007-PLN-AGE-18-52-4220	General notes	Drawing	1	CIVIL -1	VENDOR	Approval
629	6007-PLN-AGE-18-52-4240	Foundation drawings	Drawing	2	CIVIL -1	VENDOR	Approval
630	6007-CAL-AGE-18-52-4200	Calc report	Calculation	2	CIVIL -1	VENDOR	Approval
631	6007-PLN-AGE-18-52-8200	Cover sheet	Drawing	1	CIVIL -1	VENDOR	Approval
632	6007-PLN-AGE-18-52-8220	General notes	Drawing	1	CIVIL -1	VENDOR	Approval
633	6007-PLN-AGE-18-52-8240	Foundation drawings	Drawing	2	CIVIL -1	VENDOR	Approval
634	6007-CAL-AGE-18-52-8200	Calc report	Calculation	2	CIVIL -1	VENDOR	Approval
635	6007-PLN-AGE-18-52-4100	Cover sheet	Drawing	2	CIVIL -1	VENDOR	Approval
636	6007-PLN-AGE-18-52-4120	General notes	Drawing	1	CIVIL -1	VENDOR	Approval
637	6007-PLN-AGE-18-52-4140	Foundation drawings	Drawing	2	CIVIL -1	VENDOR	Approval
638	6007-CAL-AGE-18-52-4100	Calc report	Calculation	2	CIVIL -1	VENDOR	Approval
639	6007-PLN-AGE-18-52-8100	Cover sheet	Drawing	2	CIVIL -1	VENDOR	Approval
640	6007-PLN-AGE-18-52-8120	General notes	Drawing	1	CIVIL -1	VENDOR	Approval
641	6007-PLN-AGE-18-52-8140	Foundation drawings	Drawing	2	CIVIL -1	VENDOR	Approval
642	6007-CAL-AGE-18-52-8100	Calc report	Calculation	2	CIVIL -1	VENDOR	Approval
643	6007-PLN-AGE-18-52-4200	Cover sheet	Drawing	2	CIVIL -1	VENDOR	Approval
644	6007-PLN-AGE-18-52-4220	General notes	Drawing	1	CIVIL -1	VENDOR	Approval
645	6007-PLN-AGE-18-52-4240	Foundation drawings	Drawing	2	CIVIL -1	VENDOR	Approval
646	6007-CAL-AGE-18-52-4200	Calc report	Calculation	2	CIVIL -1	VENDOR	Approval
647	6007-PLN-AGE-18-52-8200	Cover sheet	Drawing	2	CIVIL -1	VENDOR	Approval
648	6007-PLN-AGE-18-52-8220	General notes	Drawing	1	CIVIL -1	VENDOR	Approval
649	6007-PLN-AGE-18-52-8240	Foundation drawings	Drawing	2	CIVIL -1	VENDOR	Approval
650	6007-CAL-AGE-18-52-8200	Calc report	Calculation	2	CIVIL -1	VENDOR	Approval
651	6007-PLN-AGE-18-52-4300	Cover sheet	Drawing	1	CIVIL -1	VENDOR	Approval
652	6007-PLN-AGE-18-52-4320	General notes	Drawing	1	CIVIL -1	VENDOR	Approval
653	6007-PLN-AGE-18-52-4340	Foundation drawings	Drawing	2	CIVIL -1	VENDOR	Approval
654	6007-CAL-AGE-18-52-4300	Calc report	Calculation	2	CIVIL -1	VENDOR	Approval
655	6007-PLN-AGE-18-52-8300	Cover sheet	Drawing	1	CIVIL -1	VENDOR	Approval
656	6007-PLN-AGE-18-52-8320	General notes	Drawing	1	CIVIL -1	VENDOR	Approval
657	6007-PLN-AGE-18-52-8340	Foundation drawings	Drawing	2	CIVIL -1	VENDOR	Approval
658	6007-CAL-AGE-18-52-8300	Calc report	Calculation	2	CIVIL -1	VENDOR	Approval
659	6007-PLN-AGE-41-52-4000	Cover sheet	Drawing	2	CIVIL -1	VENDOR	Approval
660	6007-PLN-AGE-41-52-4020	General notes	Drawing	2	CIVIL -1	VENDOR	Approval
661	6007-PLN-AGE-41-52-4040	Foundation drawings	Drawing	2	CIVIL -1	VENDOR	Approval
662	6007-CAL-AGE-41-52-4000	Calc report	Calculation	2	CIVIL -1	VENDOR	Approval
663	6007-PLN-AGE-41-52-8000	Cover sheet	Drawing	2	CIVIL -1	VENDOR	Approval
664	6007-PLN-AGE-41-52-8020	General notes	Drawing	2	CIVIL -1	VENDOR	Approval
665	6007-PLN-AGE-41-52-8040	Foundation drawings	Drawing	2	CIVIL -1	VENDOR	Approval
666	6007-CAL-AGE-41-52-8000	Calc report	Calculation	2	CIVIL -1	VENDOR	Approval
667	6007-PLN-AGE-16-52-4000	Cover sheet	Drawing	1	CIVIL -1	VENDOR	Approval
668	6007-PLN-AGE-16-52-4020	General notes	Drawing	1	CIVIL -1	VENDOR	Approval
669	6007-PLN-AGE-16-52-4040	Foundation drawings	Drawing	1	CIVIL -1	VENDOR	Approval
670	6007-CAL-AGE-16-52-4010	Calc report	Calculation	0	CIVIL -1	VENDOR	Approval
671	6007-PLN-AGE-16-52-8000	Cover sheet	Drawing	1	CIVIL -1	VENDOR	Approval

ABENER TEYMA
MOJAVE

Compliance No.:	GEN-2					
Job :	Mojave Solar Project					
Date: 02/06/14	Description: Civil Master Drawing List					

Line No.	Sheet No.	Description	Type of Document	Revision Number	Applicable Condition of Certification	Vendor Supplied or EOR	Reason for Submittal
672	6007-PLN-AGE-16-52-8020	General notes	Drawing	1	CIVIL -1	VENDOR	Approval
673	6007-PLN-AGE-16-52-8040	Foundation drawings	Drawing	1	CIVIL -1	VENDOR	Approval
674	6007-CAL-AGE-16-52-8010	Calc report	Calculation	0	CIVIL -1	VENDOR	Approval
675	6007-PLN-AGE-40-52-4100-R02	Cover sheet	Drawing	2	CIVIL -1	VENDOR	Approval
676	6007-PLN-AGE-40-52-4120-R02	General notes	Drawing	2	CIVIL -1	VENDOR	Approval
677	6007-PLN-AGE-40-52-4140-R02	Arrangment plan view	Drawing	2	CIVIL -1	VENDOR	Approval
678	6007-PLN-AGE-40-52-4141-R02	Mat bottom reinforcement	Drawing	2	CIVIL -1	VENDOR	Approval
679	6007-PLN-AGE-40-52-4142-R02	Mat top reinforcement	Drawing	2	CIVIL -1	VENDOR	Approval
680	6007-PLN-AGE-40-52-4143-R00	Extra top reinforcement	Drawing	0	CIVIL -1	VENDOR	Approval
681	6007-PLN-AGE-40-52-4144-R00	Extra bottom reinforcement	Drawing	0	CIVIL -1	VENDOR	Approval
682	6007-PLN-AGE-40-52-4145-R00	Mat reinforcement details	Drawing	0	CIVIL -1	VENDOR	Approval
683	6007-PLN-AGE-40-52-4150-R00	Drainage	Drawing	0	CIVIL -1	VENDOR	Approval
684	6007-PLN-AGE-40-52-4160-R00	Pier and rack support anchor layout	Drawing	0	CIVIL -1	VENDOR	Approval
685	6007-PLN-AGE-40-52-4161-R00	Pier and rack support anchor details	Drawing	0	CIVIL -1	VENDOR	Approval
686	6007-PLN-AGE-40-52-4162-R00	Anchor bolts. Assemblies and details	Drawing	0	CIVIL -1	VENDOR	Approval
687	6007-PLN-AGE-40-52-4163-R00	Skid and bench support layout	Drawing	0	CIVIL -1	VENDOR	Approval
688	6007-PLN-AGE-40-52-4164-R00	Skid support details	Drawing	0	CIVIL -1	VENDOR	Approval
689	6007-PLN-AGE-40-52-4173-R00	Skid support layout	Drawing	0	CIVIL -1	VENDOR	Approval
690	6007-CAL-AGE-40-52-4000-R00	WTP foundation calc report	Calculation	2	CIVIL -1	VENDOR	Approval
691	6007-PLN-AGE-40-52-8100-R02	Cover sheet	Drawing	2	CIVIL -1	VENDOR	Approval
692	6007-PLN-AGE-40-52-8120-R02	General notes	Drawing	2	CIVIL -1	VENDOR	Approval
693	6007-PLN-AGE-40-52-8140-R02	Arrangment plan view	Drawing	2	CIVIL -1	VENDOR	Approval
694	6007-PLN-AGE-40-52-8141-R02	Mat bottom reinforcement	Drawing	2	CIVIL -1	VENDOR	Approval
695	6007-PLN-AGE-40-52-8142-R02	Mat top reinforcement	Drawing	2	CIVIL -1	VENDOR	Approval
696	6007-PLN-AGE-40-52-8143-R00	Extra top reinforcement	Drawing	0	CIVIL -1	VENDOR	Approval
697	6007-PLN-AGE-40-52-8144-R00	Extra bottom reinforcement	Drawing	0	CIVIL -1	VENDOR	Approval
698	6007-PLN-AGE-40-52-8145-R00	Mat reinforcement details	Drawing	0	CIVIL -1	VENDOR	Approval
699	6007-PLN-AGE-40-52-8150-R00	Drainage	Drawing	0	CIVIL -1	VENDOR	Approval
700	6007-PLN-AGE-40-52-8160-R00	Pier and rack support anchor layout	Drawing	0	CIVIL -1	VENDOR	Approval
701	6007-PLN-AGE-40-52-8161-R00	Pier and rack support anchor details	Drawing	0	CIVIL -1	VENDOR	Approval
702	6007-PLN-AGE-40-52-8162-R00	Anchor bolts. Assemblies and details	Drawing	0	CIVIL -1	VENDOR	Approval
703	6007-PLN-AGE-40-52-8163-R00	Skid and bench support layout	Drawing	0	CIVIL -1	VENDOR	Approval
704	6007-PLN-AGE-40-52-8164-R00	Skid support details	Drawing	0	CIVIL -1	VENDOR	Approval
705	6007-PLN-AGE-40-52-8173-R00	Skid support layout	Drawing	0	CIVIL -1	VENDOR	Approval
706	6007-CAL-AGE-40-52-8000-R00	WTP foundation calc report	Calculation	2	CIVIL -1	VENDOR	Approval
707	6007-PLN-AGE-16-52-4000	Cover sheet	Drawing	1	CIVIL -1	VENDOR	Approval
708	6007-PLN-AGE-16-52-4040	Foundation drawings	Drawing	1	CIVIL -1	VENDOR	Approval
709	6007-PLN-AGE-16-52-8000	Cover sheet	Drawing	1	CIVIL -1	VENDOR	Approval
710	6007-PLN-AGE-16-52-8040	Foundation drawings	Drawing	1	CIVIL -1	VENDOR	Approval
711	6007-PLN-AGE-18-52-4300	Cover sheet	Drawing	2	CIVIL -1	VENDOR	Approval
712	6007-PLN-AGE-18-52-4340	Foundation drawings	Drawing	2	CIVIL -1	VENDOR	Approval
713	6007-PLN-AGE-18-52-8300	Cover sheet	Drawing	2	CIVIL -1	VENDOR	Approval
714	6007-PLN-AGE-18-52-8340	Foundation drawings	Drawing	2	CIVIL -1	VENDOR	Approval
715	6007-PLN-GFG-50-C400	Cover Sheet	Drawing	0	CIVIL -1	VENDOR	Approval
716	6007-PLN-GFG-50-C401	General Notes, Legend and Abbrevations	Drawing	0	CIVIL -1	VENDOR	Approval
717	6007-PLN-GFG-50-C402	Grading and Drainage Plan 1	Drawing	0	CIVIL -1	VENDOR	Approval
718	6007-PLN-GFG-50-C403	Grading and Drainage Plan 2	Drawing	0	CIVIL -1	VENDOR	Approval
719	6007-PLN-GFG-50-C404	Details	Drawing	0	CIVIL -1	VENDOR	Approval
720	6007-PLN-GFG-50-C405	Site Sections	Drawing	0	CIVIL -1	VENDOR	Approval
721	6007-PLN-GFG-50-C406	Water Pollution Control Plan 1	Drawing	0	CIVIL -1	VENDOR	Approval
722	6007-PLN-GFG-50-C407	Water Pollution Control Plan 2	Drawing	0	CIVIL -1	VENDOR	Approval
723	Eng Temp Trailers G&D Memo	Eng Temp Trailers G&D Memo	Drawing	0	CIVIL -1	VENDOR	Approval
724	6007-PLN-GFG-00-50-C735	Alpha West Laydown Area	Drawing	4	CIVIL -1	VENDOR	Approval
725	6007-PLN-GFG-00-50-C736	Beta Island Temporary Facilities	Drawing	8	CIVIL -1	VENDOR	Approval
726	6007-PLN-GFG-00-50-C738	Medical Trailer Location Plan	Drawing	0	CIVIL -1	VENDOR	Approval
727	6007-CAL-AGE-57-52-2310-R05	Calculation report for vertical loops steel frame foundations North East, Alpha Plant	Calculation	5	CIVIL -1	VENDOR	Approval
728	6007-CAL-AGE-57-52-2320-R03	Calculation report for vertical loops steel frame foundations North East, Alpha Plant	Calculation	3	CIVIL -1	VENDOR	Approval
729	6007-CAL-AGE-57-52-2330-R02	Calculation report for vertical loops steel frame foundations North West, Alpha Plant	Calculation	2	CIVIL -1	VENDOR	Approval
730	6007-CAL-AGE-57-52-2340-R02	Calculation report for vertical loops steel frame foundations West, Alpha Plant	Calculation	2	CIVIL -1	VENDOR	Approval
731	6007-CAL-AGE-57-52-6320-R03	Calculation report for vertical loops steel frame foundations West, Beta Plant	Calculation	3	CIVIL -1	VENDOR	Approval
732	6007-CAL-AGE-57-52-6330_R03	Calculation report for vertical loops steel frame foundations North, Beta Plant	Calculation	3	CIVIL -1	VENDOR	Approval
733	6007-CAL-AGE-57-52-6340-R03	Calculation report for vertical loops steel frame foundations Far West, Beta Plant	Calculation	3	CIVIL -1	VENDOR	Approval
734	6007-CAL-AGE-58-52-3600-R02	Calculation report for vertical loops steel frame foundations Central Plant, Alpha Plant	Calculation	2	CIVIL -1	VENDOR	Approval
735	6007-CAL-AGE-58-52-6410-R02	Calculation report for vertical loops steel frame foundations Central Plant North, Beta Plant	Calculation	2	CIVIL -1	VENDOR	Approval
736	6007-PLN-AGE-57-52-2310-R04	Cover sheet for vertical loops steel frame foundations North East, Alpha Plant	Drawing	4	CIVIL -1	VENDOR	Approval
737	6007-PLN-AGE-57-52-2311-R04	General notes for vertical loops steel frame foundations North East, Alpha Plant	Drawing	4	CIVIL -1	VENDOR	Approval
738	6007-PLN-AGE-57-52-2312-R05	ANEF01.Plan and details for vertical loops steel frame foundations North East, Alpha Plant	Drawing	5	CIVIL -1	VENDOR	Approval
739	6007-PLN-AGE-57-52-2320-R02	Cover sheet for vertical loops steel frame foundations North East, Alpha Plant	Drawing	2	CIVIL -1	VENDOR	Approval
740	6007-PLN-AGE-57-52-2321-R03	General notes for vertical loops steel frame foundations North East, Alpha Plant	Drawing	3	CIVIL -1	VENDOR	Approval
741	6007-PLN-AGE-57-52-2322-R04	AEF01.Plan and sections for vertical loops steel frame foundations North East, Alpha Plant	Drawing	4	CIVIL -1	VENDOR	Approval
742	6007-PLN-AGE-57-52-2323-R04	AEF02.Plan and sections for vertical loops steel frame foundations North East, Alpha Plant	Drawing	4	CIVIL -1	VENDOR	Approval
743	6007-PLN-AGE-57-52-2330-R03	Cover sheet for vertical loops steel frame foundations North West, Alpha Plant	Drawing	3	CIVIL -1	VENDOR	Approval
744	6007-PLN-AGE-57-52-2331-R03	General notes for vertical loops steel frame foundations North West, Alpha Plant	Drawing	3	CIVIL -1	VENDOR	Approval
745	6007-PLN-AGE-57-52-2332-R03	ANW01.Plan and sections for vertical loops steel frame foundations North West, Alpha Plant	Drawing	3	CIVIL -1	VENDOR	Approval
746	6007-PLN-AGE-57-52-2333-R03	ANW02.Plan and sections for vertical loops steel frame foundations North West, Alpha Plant	Drawing	3	CIVIL -1	VENDOR	Approval
747	6007-PLN-AGE-57-52-2334-R03	ANW02.Details for vertical loops steel frame foundations North West, Alpha Plant	Drawing	3	CIVIL -1	VENDOR	Approval
748	6007-PLN-AGE-57-52-2335-R03	ANW03.Plan and details for vertical loops steel frame foundations North West, Alpha Plant	Drawing	3	CIVIL -1	VENDOR	Approval
749	6007-PLN-AGE-57-52-2340-R02	Covert sheet for vertical loops steel frame foundations West, Alpha Plant	Drawing	2	CIVIL -1	VENDOR	Approval
750	6007-PLN-AGE-57-52-2341-R02	General notes for vertical loops steel frame foundations West, Alpha Plant	Drawing	2	CIVIL -1	VENDOR	Approval
751	6007-PLN-AGE-57-52-2342-R02	AWF01. Plan and details for vertical loops steel frame foundations West, Alpha Plant	Drawing	2	CIVIL -1	VENDOR	Approval
752	6007-PLN-AGE-57-52-2343-R02	AWF02. Plan and details for vertical loops steel frame foundations West, Alpha Plant	Drawing	2	CIVIL -1	VENDOR	Approval
753	6007-PLN-AGE-57-52-6350-R03	Cover sheet for vertical loops steel frame foundations West, Beta Plant	Drawing	3	CIVIL -1	VENDOR	Approval
754	6007-PLN-AGE-57-52-6351-R03	General notes for vertical loops steel frame foundations West, Beta Plant	Drawing	3	CIVIL -1	VENDOR	Approval
755	6007-PLN-AGE-57-52-6352-R04	BWF01. Plan and details for vertical loops steel frame foundations West, Beta Plant	Drawing	4	CIVIL -1	VENDOR	Approval
756	6007-PLN-AGE-57-52-6370-R03	Cover sheet for vertical loops steel frame foundations North, Beta Plant	Drawing	3	CIVIL -1	VENDOR	Approval
757	6007-PLN-AGE-57-52-6371-R03	General notes for vertical loops steel frame foundations North, Beta Plant	Drawing	3	CIVIL -1	VENDOR	Approval
758	6007-PLN-AGE-57-52-6372-R03	BNF01. Plan and details for vertical loops steel frame foundations North, Beta Plant	Drawing	3	CIVIL -1	VENDOR	Approval
759	6007-PLN-AGE-57-52-6373-R03	BNF02. Plan and details for vertical loops steel frame foundations North, Beta Plant	Drawing	3	CIVIL -1	VENDOR	Approval
760	6007-PLN-AGE-57-52-6390-R02	Cover sheet for vertical loops steel frame foundations Far West, Beta Plant	Drawing	2	CIVIL -1	VENDOR	Approval
761	6007-PLN-AGE-57-52-6391-R03	General notes for vertical loops steel frame foundations Far West, Beta Plant	Drawing	3	CIVIL -1	VENDOR	Approval
762	6007-PLN-AGE-57-52-6392-R03	BFWF01. Plan and details for vertical loops steel frame foundations Far West, Beta Plant	Drawing	3	CIVIL -1	VENDOR	Approval
763	6007-PLN-AGE-57-52-6393-R03	BFWF02. Plan and details for vertical loops steel frame foundations Far West, Beta Plant	Drawing	3	CIVIL -1	VENDOR	Approval
764	6007-PLN-AGE-58-52-3600-R02	Cover sheet for vertical loops steel frame foundations Central Plant, Alpha Plant	Drawing	2	CIVIL -1	VENDOR	Approval
765	6007-PLN-AGE-58-52-3601-R02	General notes for vertical loops steel frame foundations Central Plant, Alpha Plant	Drawing	2	CIVIL -1	VENDOR	Approval
766	6007-PLN-AGE-58-52-3602-R02	Foundations for vertical loops steel frame foundations Central Plant, Alpha Plant	Drawing	2	CIVIL -1	VENDOR	Approval
767	6007-PLN-AGE-58-52-6410-R02	Cover sheet for vertical loops steel frame foundations Central Plant North, Beta Plant	Drawing	2	CIVIL -1	VENDOR	Approval
768	6007-PLN-AGE-58-52-6411-R02	General notes for vertical loops steel frame foundations Central Plant North, Beta Plant	Drawing	2	CIVIL -1	VENDOR	Approval
769	6007-PLN-AGE-58-52-6412-R02	Foundations I. Plan and details for vertical loops steel frame foundations Central Plant North, Beta Plant	Drawing	2	CIVIL -1	VENDOR	Approval
770	6007-PLN-AGE-58-52-6413-R01	Foundations II. Plan and details for vertical loops steel frame foundations Central Plant North, Beta Plant	Drawing	1	CIVIL -1	VENDOR	Approval
771	6007-CAL-AGE-50-00-2001_R00	Calcuation Report	Calculation	4	CIVIL -1	VENDOR	Approval
772	Plan Check Reply CIVIL-1-23.01		Drawing	4	CIVIL -1	VENDOR	Approval
773	6007-PLN-AGE-29-55-2000	Cover Sheet	Drawing	4	CIVIL -1	VENDOR	Approval
774	6007-PLN-AGE-29-55-2001	General Notes	Drawing	4	CIVIL -1	VENDOR	Approval
775	6007-PLN-AGE-29-55-2002	Plain View	Drawing	4	CIVIL -1	VENDOR	Approval
776	6007-PLN-AGE-29-55-2003	Sections	Drawing	4	CIVIL -1	VENDOR	Approval
777	6007-PLN-AGE-29-55-2004	Details I	Drawing	4	CIVIL -1	VENDOR	Approval
778	6007-PLN-AGE-29-55-2005	Details II	Drawing	2	CIVIL -1	VENDOR	Approval
779	6007-PLN-AGE-29-55-2006	Details III	Drawing	2	CIVIL -1	VENDOR	Approval
780	6007-PLN-AGE-29-55-2007	Details IV	Drawing	2	CIVIL -1	VENDOR	Approval
781	6007-PLN-AGE-29-55-2008	Details V	Drawing	2	CIVIL -1	VENDOR	Approval
782	6007-PLN-AGE-29-55-2009	Details VI	Drawing	2	CIVIL -1	VENDOR	Approval
783	6007-PLN-AGE-29-55-2010	Details VII	Drawing	2	CIVIL -1	VENDOR	Approval
784	6007-PLN-AGE-29-55-2011	Details VIII	Drawing	4	CIVIL -1	VENDOR	Approval
785	6007-PLN-AGE-29-55-2012	Details IX	Drawing	2	CIVIL -1	VENDOR	Approval
786	6007-PLN-AGE-29-55-2013	Details X	Drawing	2	CIVIL -1	VENDOR	Approval
787	6007-PLN-AGE-29-55-2014	Details XI	Drawing	2	CIVIL -1	VENDOR	Approval
788	6007-PLN-AGE-29-55-2015	Details XII	Drawing	2	CIVIL -1	VENDOR	Approval
789	6007-PLN-AGE-29-55-2016	Details XIII	Drawing	2	CIVIL -1	VENDOR	Approval
790	6007-PLN-AGE-00-50-S001	General civil and structural notes	Drawing	2	CIVIL -1	VENDOR	Approval
791	CIVIL-1-25.00X1 Revision List	Revision list	List	n/a	CIVIL -1	VENDOR	Approval
792	6007-PLN-AGE-29-55-4000-R08	Cover sheet	Drawing	8	CIVIL -1	VENDOR	Approval
793	6007-PLN-AGE-29-55-4020_R06	General notes	Drawing	6	CIVIL -1	VENDOR	Approval
794	6007-PLN-AGE-29-55-4040-R08	Underground Plan	Drawing	8	CIVIL -1	VENDOR	Approval
795	6007-PLN-AGE-29-55-4060-R08	Details	Drawing	8	CIVIL -1	VENDOR	Approval
796	6007-PLN-AGE-29-55-4065-R02	Details	Drawing	2	CIVIL -1	VENDOR	Approval

ABENER TEYMA
MOJAVE

Compliance No.:	GEN-2					
Job :	Mojave Solar Project					
Date: 02/06/14	Description: Civil Master Drawing List					
Line No.	Sheet No.	Description	Type of Document	Revision Number	Applicable Condition of Certification	Vendor Supplied or EOR	Reason for Submittal
797	6007-PLN-AGE-00-50-S001-R03	GENERAL CIVIL STRUCTURAL NOTES	Drawing	3	CIVIL -1	VENDOR	Approval
798	6007-PLN-AGE-29-55-3999_R00	Cover sheet	Drawing	0	CIVIL -1	VENDOR	Approval
799	6007-PLN-AGE-29-55-4001_R00	General notes	Drawing	0	CIVIL -1	VENDOR	Approval
800	6007-PLN-AGE-29-55-4002_R00	Underground plan	Drawing	0	CIVIL -1	VENDOR	Approval
801	6007-PLN-AGE-29-55-4003_R00	Detail	Drawing	0	CIVIL -1	VENDOR	Approval
802	6007-PLN-AGE-29-55-7999_R00	Cover sheet	Drawing	0	CIVIL -1	VENDOR	Approval
803	6007-PLN-AGE-29-55-8001_R00	General notes	Drawing	0	CIVIL -1	VENDOR	Approval
804	6007-PLN-AGE-29-55-8002_R00	Underground plan	Drawing	0	CIVIL -1	VENDOR	Approval
805	6007-PLN-AGE-29-55-8003_R00	Detail	Drawing	0	CIVIL -1	VENDOR	Approval
806	6007-PLN-GFG-00-50-C554_-_SIGNED	BIOREMEDIATION ALPHA DETAILS	Drawing	5	CIVIL -1	VENDOR	Approval
807	6007-PLN-GFG-00-50-C561_-_SIGNED	BIOREMEDIATION BETA DETAILS	Drawing	2	CIVIL -1	VENDOR	Approval
808	RFI#6 4 inch HDPE DR17	RFI RESPONSE	Drawing	n/a	CIVIL -1	VENDOR	Approval
809	6007-TMT-SUP-83-50-006	Neutron Probe Plan	Drawing	n/a	CIVIL -1	VENDOR	Approval
810	6007-TMT-SUP-83-50-007	4" HDPE DR 17 Recommendation for Neutron Probe Pipe	Drawing	n/a	CIVIL -1	VENDOR	Approval
811	RFI#7 Sand gradation table.	RFI RESPONSE	Drawing	n/a	CIVIL -1	VENDOR	Approval
812	6007-PLN-AGE-57-52-6900-R08	Cover sheet	Drawing	8	CIVIL -1	VENDOR	Approval
813	6007-PLN-AGE-57-52-6901-R07	General notes	Drawing	7	CIVIL -1	VENDOR	Approval
814	6007-PLN-AGE-57-52-6902-R08	Elevation, Plan, and Sections for Columns 1 to 5	Drawing	8	CIVIL -1	VENDOR	Approval
815	6007-PLN-AGE-57-52-6903-R07	Plan, Sections, and Details for Columns 2, 3, and 4	Drawing	7	CIVIL -1	VENDOR	Approval
816	6007-PLN-AGE-57-52-6904-R07	Plan, Sections, and Details for Columns 1 and 5	Drawing	7	CIVIL -1	VENDOR	Approval
817	6007-PLN-AGE-57-52-6905-R08	Plan, Sections, and Details for Columns C11-C20	Drawing	8	CIVIL -1	VENDOR	Approval
818	6007-CAL-AGE-57-52-6277-R06	CALCULATIONS	Calculation	6	CIVIL -1	VENDOR	Approval
819	6007-PLN-AGE-29-55-2000-R05	Cover sheet	Drawing	5	CIVIL -1	VENDOR	Approval
820	6007-PLN-AGE-29-55-2001sheet1-2-R05	General Notes Sheet - Concrete	Drawing	5	CIVIL -1	VENDOR	Approval
821	6007-PLN-AGE-29-55-2001sheet1-2-R05	General Notes Sheet - Steel	Drawing	5	CIVIL -1	VENDOR	Approval
822	6007-PLN-AGE-29-55-2002-R04	Plan View	Drawing	4	CIVIL -1	VENDOR	Approval
823	6007-PLN-AGE-29-55-2003-R04	Sections	Drawing	4	CIVIL -1	VENDOR	Approval
824	6007-PLN-AGE-29-55-2004-R04	Details I	Drawing	4	CIVIL -1	VENDOR	Approval
825	6007-PLN-AGE-29-55-2005-R04	Details II	Drawing	4	CIVIL -1	VENDOR	Approval
826	6007-PLN-AGE-29-55-2006-R04	Details III	Drawing	4	CIVIL -1	VENDOR	Approval
827	6007-PLN-AGE-29-55-2007-R02	Details IV	Drawing	2	CIVIL -1	VENDOR	Approval
828	6007-PLN-AGE-29-55-2008-R02	Details V	Drawing	2	CIVIL -1	VENDOR	Approval
829	6007-PLN-AGE-29-55-2009-R02	Details VI	Drawing	2	CIVIL -1	VENDOR	Approval
830	6007-PLN-AGE-29-55-2010-R02	Details VII	Drawing	2	CIVIL -1	VENDOR	Approval
831	6007-PLN-AGE-29-55-2011-R02	Details VIII	Drawing	2	CIVIL -1	VENDOR	Approval
832	6007-PLN-AGE-29-55-2012-R04	Details IX	Drawing	4	CIVIL -1	VENDOR	Approval
833	6007-PLN-AGE-29-55-2013-R02	Details X	Drawing	2	CIVIL -1	VENDOR	Approval
834	6007-PLN-AGE-29-55-2014-R03	Details XI	Drawing	3	CIVIL -1	VENDOR	Approval
835	6007-PLN-AGE-29-55-2015-R03	Details XII	Drawing	3	CIVIL -1	VENDOR	Approval
836	6007-PLN-AGE-29-55-2016-R03	Details XIII	Drawing	3	CIVIL -1	VENDOR	Approval
837	6007-CAL-AGE50-00-2001-R01	Calculation Report	Calculation	1	CIVIL -1	VENDOR	Approval
838	6007-CAL-AGE-57-52-2310-R05	Calculation report for vertical loops steel frame foundations North East, Alpha Plant	Calculation	5	CIVIL -1	VENDOR	Approval
839	6007-CAL-AGE-57-52-2320-R03	Calculation report for vertical loops steel frame foundations North East, Alpha Plant	Calculation	3	CIVIL -1	VENDOR	Approval
840	6007-CAL-AGE-57-52-2330-R02	Calculation report for vertical loops steel frame foundations North West, Alpha Plant	Calculation	2	CIVIL -1	VENDOR	Approval
841	6007-CAL-AGE-57-52-2340-R02	Calculation report for vertical loops steel frame foundations West, Alpha Plant	Calculation	2	CIVIL -1	VENDOR	Approval
842	6007-CAL-AGE-57-52-6320-R03	Calculation report for vertical loops steel frame foundations West, Beta Plant	Calculation	3	CIVIL -1	VENDOR	Approval
843	6007-CAL-AGE-57-52-6330_R03	Calculation report for vertical loops steel frame foundations North, Beta Plant	Calculation	3	CIVIL -1	VENDOR	Approval
844	6007-CAL-AGE-57-52-6340-R03	Calculation report for vertical loops steel frame foundations Far West, Beta Plant	Calculation	3	CIVIL -1	VENDOR	Approval
845	6007-CAL-AGE-58-52-3600-R02	Calculation report for vertical loops steel frame foundations Central Plant, Alpha Plant	Calculation	2	CIVIL -1	VENDOR	Approval
846	6007-CAL-AGE-58-52-6410-R02	Calculation report for vertical loops steel frame foundations Central Plant North, Beta Plant	Calculation	2	CIVIL -1	VENDOR	Approval
847	6007-PLN-AGE-57-52-2310-R04	Cover sheet for vertical loops steel frame foundations North East, Alpha Plant	Drawing	4	CIVIL -1	VENDOR	Approval
848	6007-PLN-AGE-57-52-2311-R04	General notes for vertical loops steel frame foundations North East, Alpha Plant	Drawing	4	CIVIL -1	VENDOR	Approval
849	6007-PLN-AGE-57-52-2312-R05	ANEF01.Plan and details for vertical loops steel frame foundations North East, Alpha Plant	Drawing	5	CIVIL -1	VENDOR	Approval
850	6007-PLN-AGE-57-52-2320-R02	Cover sheet for vertical loops steel frame foundations North East, Alpha Plant	Drawing	2	CIVIL -1	VENDOR	Approval
851	6007-PLN-AGE-57-52-2321-R03	General notes for vertical loops steel frame foundations North East, Alpha Plant	Drawing	3	CIVIL -1	VENDOR	Approval
852	6007-PLN-AGE-57-52-2322-R04	AEF01.Plan and sections for vertical loops steel frame foundations North East, Alpha Plant	Drawing	4	CIVIL -1	VENDOR	Approval
853	6007-PLN-AGE-57-52-2323-R04	AEF02.Plan and sections for vertical loops steel frame foundations North East, Alpha Plant	Drawing	4	CIVIL -1	VENDOR	Approval
854	6007-PLN-AGE-57-52-2330-R03	Cover sheet for vertical loops steel frame foundations North West, Alpha Plant	Drawing	3	CIVIL -1	VENDOR	Approval
855	6007-PLN-AGE-57-52-2331-R03	General notes for vertical loops steel frame foundations North West, Alpha Plant	Drawing	3	CIVIL -1	VENDOR	Approval
856	6007-PLN-AGE-57-52-2332-R03	ANW01.Plan and sections for vertical loops steel frame foundations North West, Alpha Plant	Drawing	3	CIVIL -1	VENDOR	Approval
857	6007-PLN-AGE-57-52-2333-R03	ANW02.Plan and sections for vertical loops steel frame foundations North West, Alpha Plant	Drawing	3	CIVIL -1	VENDOR	Approval
858	6007-PLN-AGE-57-52-2334-R03	ANW02.Details for vertical loops steel frame foundations North West, Alpha Plant	Drawing	3	CIVIL -1	VENDOR	Approval
859	6007-PLN-AGE-57-52-2335-R03	ANW03.Plan and details for vertical loops steel frame foundations North West, Alpha Plant	Drawing	3	CIVIL -1	VENDOR	Approval
860	6007-PLN-AGE-57-52-2340-R02	Covert sheet for vertical loops steel frame foundations West, Alpha Plant	Drawing	2	CIVIL -1	VENDOR	Approval
861	6007-PLN-AGE-57-52-2341-R02	General notes for vertical loops steel frame foundations West, Alpha Plant	Drawing	2	CIVIL -1	VENDOR	Approval
862	6007-PLN-AGE-57-52-2342-R02	AWF01. Plan and details for vertical loops steel frame foundations West, Alpha Plant	Drawing	2	CIVIL -1	VENDOR	Approval
863	6007-PLN-AGE-57-52-2343-R02	AWF02. Plan and details for vertical loops steel frame foundations West, Alpha Plant	Drawing	2	CIVIL -1	VENDOR	Approval
864	6007-PLN-AGE-57-52-6350-R03	Cover sheet for vertical loops steel frame foundations West, Beta Plant	Drawing	3	CIVIL -1	VENDOR	Approval
865	6007-PLN-AGE-57-52-6351-R03	General notes for vertical loops steel frame foundations West, Beta Plant	Drawing	3	CIVIL -1	VENDOR	Approval
866	6007-PLN-AGE-57-52-6352-R04	BWF01. Plan and details for vertical loops steel frame foundations West, Beta Plant	Drawing	4	CIVIL -1	VENDOR	Approval
867	6007-PLN-AGE-57-52-6370-R03	Cover sheet for vertical loops steel frame foundations North, Beta Plant	Drawing	3	CIVIL -1	VENDOR	Approval
868	6007-PLN-AGE-57-52-6371-R03	General notes for vertical loops steel frame foundations North, Beta Plant	Drawing	3	CIVIL -1	VENDOR	Approval
869	6007-PLN-AGE-57-52-6372-R03	BNF01. Plan and details for vertical loops steel frame foundations North, Beta Plant	Drawing	3	CIVIL -1	VENDOR	Approval
870	6007-PLN-AGE-57-52-6373-R03	BNF02. Plan and details for vertical loops steel frame foundations North, Beta Plant	Drawing	3	CIVIL -1	VENDOR	Approval
871	6007-PLN-AGE-57-52-6390-R02	Cover sheet for vertical loops steel frame foundations Far West, Beta Plant	Drawing	2	CIVIL -1	VENDOR	Approval
872	6007-PLN-AGE-57-52-6391-R03	Cover sheet for vertical loops steel frame foundations Central Plant North, Beta Plant	Drawing	3	CIVIL -1	VENDOR	Approval
873	6007-PLN-AGE-57-52-6392-R03	General notes for vertical loops steel frame foundations Central Plant North, Beta Plant	Drawing	3	CIVIL -1	VENDOR	Approval
874	6007-PLN-AGE-57-52-6393-R03	Foundations I. Plan and details for vertical loops steel frame foundations Central Plant North, Beta Plant	Drawing	3	CIVIL -1	VENDOR	Approval
875	6007-PLN-AGE-58-52-3600-R02	Foundations II. Plan and details for vertical loops steel frame foundations Central Plant North, Beta Plant	Drawing	2	CIVIL -1	VENDOR	Approval
876	6007-PLN-AGE-58-52-3601-R02	General notes for vertical loops steel frame foundations Far West, Beta Plant	Drawing	2	CIVIL -1	VENDOR	Approval
877	6007-PLN-AGE-58-52-3602-R02	BFWF01. Plan and details for vertical loops steel frame foundations Far West, Beta Plant	Drawing	2	CIVIL -1	VENDOR	Approval
878	6007-PLN-AGE-58-52-6410-R02	BFWF02. Plan and details for vertical loops steel frame foundations Far West, Beta Plant	Drawing	2	CIVIL -1	VENDOR	Approval
879	6007-PLN-AGE-58-52-6411-R02	Cover sheet for vertical loops steel frame foundations Central Plant, Alpha Plant	Drawing	2	CIVIL -1	VENDOR	Approval
880	6007-PLN-AGE-58-52-6412-R02	General notes for vertical loops steel frame foundations Central Plant, Alpha Plant	Drawing	2	CIVIL -1	VENDOR	Approval
881	6007-PLN-AGE-58-52-6413-R01	Foundations for vertical loops steel frame foundations Central Plant, Alpha Plant	Drawing	1	CIVIL -1	VENDOR	Approval
882	6007-PLN-AGE-74-54-2020	Cover sheet	Drawing	1	CIVIL -1	VENDOR	Approval
883	6007-PLN-AGE-74-54-2021	General notes	Drawing	2	CIVIL -1	VENDOR	Approval
884	6007-PLN-AGE-74-54-2022	Plan, section & details	Drawing	2	CIVIL -1	VENDOR	Approval
885	6007-PLN-AGE-74-54-2023	Plan, section & details	Drawing	2	CIVIL -1	VENDOR	Approval
886	6007-CAL-AGE-74-54-2020	Calculation report	Calculation	1	CIVIL -1	VENDOR	Approval
887	6007-PLN-AGE-74-54-6020	Cover sheet	Drawing	1	CIVIL -1	VENDOR	Approval
888	6007-PLN-AGE-74-54-6021	General notes	Drawing	1	CIVIL -1	VENDOR	Approval
889	6007-PLN-AGE-74-54-6022	Plan, section & details	Drawing	1	CIVIL -1	VENDOR	Approval
890	6007-PLN-AGE-74-54-6023	Plan, section & details	Drawing	1	CIVIL -1	VENDOR	Approval
891	6007-CAL-AGE-74-54-6020	Calculation report	Calculation	1	CIVIL -1	VENDOR	Approval
892	6007-PLN-AGE-58-54-3500-R01	Cover sheet	Drawing	1	CIVIL -1	VENDOR	Approval
893	6007-PLN-AGE-58-54-3501-R02	General notes	Drawing	1	CIVIL -1	VENDOR	Approval
894	6007-PLN-AGE-58-54-3502-R02	Plan view	Drawing	1	CIVIL -1	VENDOR	Approval
895	6007-PLN-AGE-58-54-3503-R02	Sections & Details	Drawing	1	CIVIL -1	VENDOR	Approval
896	6007-CAL-AGE-58-54-3500-R02	Calculation report	Calculation	1	CIVIL -1	VENDOR	Approval
897	6007-PLN-AGE-58-54-7500-R01	Cover sheet	Drawing	1	CIVIL -1	VENDOR	Approval
898	6007-PLN-AGE-58-54-7501-R02	General notes	Drawing	1	CIVIL -1	VENDOR	Approval
899	6007-PLN-AGE-58-54-7502-R02	Plan view	Drawing	1	CIVIL -1	VENDOR	Approval
900	6007-PLN-AGE-58-54-7503-R02	Sections & Details	Drawing	1	CIVIL -1	VENDOR	Approval
901	6007-CAL-AGE-58-54-7500-R02	Calculation report	Calculation	1	CIVIL -1	VENDOR	Approval
902	6007-PLN-AGE-58-52-3500-R01	Cover sheet	Drawing	1	CIVIL -1	VENDOR	Approval
903	6007-PLN-AGE-58-52-3501-R02	General notes	Drawing	1	CIVIL -1	VENDOR	Approval
904	6007-PLN-AGE-58-52-3502-R02	Plan view & Details	Drawing	1	CIVIL -1	VENDOR	Approval
905	6007-CAL-AGE-58-52-3500-R02	Calculation report	Calculation	1	CIVIL -1	VENDOR	Approval
906	6007-PLN-AGE-58-52-7500-R01	Cover sheet	Drawing	1	CIVIL -1	VENDOR	Approval
907	6007-PLN-AGE-58-52-7501-R02	General notes	Drawing	1	CIVIL -1	VENDOR	Approval
908	6007-PLN-AGE-58-52-7502-R02	Plan view & Details	Drawing	1	CIVIL -1	VENDOR	Approval
909	6007-CAL-AGE-58-52-7500-R02	Calculation report	Calculation	1	CIVIL -1	VENDOR	Approval
910	6007-PLN-AGE-58-54-3550-R02	Cover sheet	Drawing	2	CIVIL -1	VENDOR	Approval
911	6007-PLN-AGE-58-54-3551-R03	General notes	Drawing	3	CIVIL -1	VENDOR	Approval
912	6007-PLN-AGE-58-54-3552-R03	Plan view & Details	Drawing	3	CIVIL -1	VENDOR	Approval
913	6007-CAL-AGE-58-54-3550-R02	Calculation report	Calculation	2	CIVIL -1	VENDOR	Approval
914	6007-PLN-AGE-58-54-7550-R02	Cover sheet	Drawing	2	CIVIL -1	VENDOR	Approval
915	6007-PLN-AGE-58-54-7551-R03	General notes	Drawing	3	CIVIL -1	VENDOR	Approval
916	6007-PLN-AGE-58-54-7552-R03	Plan view & Details	Drawing	3	CIVIL -1	VENDOR	Approval
917	6007-CAL-AGE-58-54-7550-R02	Calculation report	Calculation	2	CIVIL -1	VENDOR	Approval
918	6007-PLN-AGE-74-52-2500-R01	Cover sheet	Drawing	1	CIVIL -1	VENDOR	Approval
919	6007-PLN-AGE-74-52-2501-R01	General notes	Drawing	1	CIVIL -1	VENDOR	Approval
920	6007-PLN-AGE-74-52-2502-R01	Plan, section & details	Drawing	1	CIVIL -1	VENDOR	Approval
921	6007-CAL-AGE-74-52-2500-R01	Calculation report	Calculation	1	CIVIL -1	VENDOR	Approval

ABENER TEYMA
MOJAVE

Compliance No.:	GEN-2					
Job :	Mojave Solar Project					
Date: 02/06/14	Description: Civil Master Drawing List					

Line No.	Sheet No.	Description	Type of Document	Revision Number	Applicable Condition of Certification	Vendor Supplied or EOR	Reason for Submittal
922	6007-PLN-AGE-74-52-6500-R01	Cover sheet	Drawing	1	CIVIL -1	VENDOR	Approval
923	6007-PLN-AGE-74-52-6501-R01	General notes	Drawing	1	CIVIL -1	VENDOR	Approval
924	6007-PLN-AGE-74-52-6502-R01	Plan, section & details	Drawing	1	CIVIL -1	VENDOR	Approval
925	6007-CAL-AGE-74-52-6500-R01	Calculation report	Calculation	1	CIVIL -1	VENDOR	Approval
926	6007-PLN-AGE-74-52-2020	Cover sheet	Drawing	0	CIVIL -1	VENDOR	Approval
927	6007-PLN-AGE-74-52-2021	General notes	Drawing	0	CIVIL -1	VENDOR	Approval
928	6007-PLN-AGE-74-52-2022	Plan, section & details	Drawing	1	CIVIL -1	VENDOR	Approval
929	6007-CAL-AGE-74-52-2020	Calculation report	Calculation	1	CIVIL -1	VENDOR	Approval
930	6007-PLN-AGE-74-52-6020	Cover sheet	Drawing	0	CIVIL -1	VENDOR	Approval
931	6007-PLN-AGE-74-52-6021	General notes	Drawing	0	CIVIL -1	VENDOR	Approval
932	6007-PLN-AGE-74-52-6022	Plan, section & details	Drawing	1	CIVIL -1	VENDOR	Approval
933	6007-CAL-AGE-74-52-6020	Calculation report	Calculation	1	CIVIL -1	VENDOR	Approval
934	6007-PLN-AGE-40-52-4100-R04	Cover sheet	Drawing	4	CIVIL -1	VENDOR	Approval
935	6007-PLN-AGE-40-52-4120-R03	General notes	Drawing	3	CIVIL -1	VENDOR	Approval
936	6007-PLN-AGE-40-52-4140-R04	Arrangement plan view	Drawing	4	CIVIL -1	VENDOR	Approval
937	6007-PLN-AGE-40-52-4141-R04	Mat bottom reinforcement	Drawing	4	CIVIL -1	VENDOR	Approval
938	6007-PLN-AGE-40-52-4142-R04	Mat top reinforcement	Drawing	4	CIVIL -1	VENDOR	Approval
939	6007-PLN-AGE-40-52-4143-R02	Extra top reinforcement	Drawing	2	CIVIL -1	VENDOR	Approval
940	6007-PLN-AGE-40-52-4144-R02	Extra bottom reinforcement	Drawing	2	CIVIL -1	VENDOR	Approval
941	6007-PLN-AGE-40-52-4145-R02	Mat reinforcement details	Drawing	2	CIVIL -1	VENDOR	Approval
942	6007-PLN-AGE-40-52-4150-R02	Drainage	Drawing	2	CIVIL -1	VENDOR	Approval
943	6007-PLN-AGE-40-52-4160-R02	Pier and rack support anchor layout	Drawing	2	CIVIL -1	VENDOR	Approval
944	6007-PLN-AGE-40-52-4161-R02	Pier and rack support anchor details	Drawing	2	CIVIL -1	VENDOR	Approval
945	6007-PLN-AGE-40-52-4162-R02	Anchor bolts. Assemblies and details	Drawing	2	CIVIL -1	VENDOR	Approval
946	6007-PLN-AGE-40-52-4163-R02	Skid and bench support layout	Drawing	2	CIVIL -1	VENDOR	Approval
947	6007-PLN-AGE-40-52-4164-R02	Skid support details	Drawing	2	CIVIL -1	VENDOR	Approval
948	6007-PLN-AGE-40-52-4173-R02	Skid support layout	Drawing	2	CIVIL -1	VENDOR	Approval
949	6007-CAL-AGE-40-52-4000-R03	WTP foundation calc report	Calculation	3	CIVIL -1	VENDOR	Approval
950	6007-PLN-AGE-40-52-8100-R04	Cover sheet	Drawing	4	CIVIL -1	VENDOR	Approval
951	6007-PLN-AGE-40-52-8120-R03	General notes	Drawing	3	CIVIL -1	VENDOR	Approval
952	6007-PLN-AGE-40-52-8140-R04	Arrangement plan view	Drawing	4	CIVIL -1	VENDOR	Approval
953	6007-PLN-AGE-40-52-8141-R04	Mat bottom reinforcement	Drawing	4	CIVIL -1	VENDOR	Approval
954	6007-PLN-AGE-40-52-8142-R04	Mat top reinforcement	Drawing	4	CIVIL -1	VENDOR	Approval
955	6007-PLN-AGE-40-52-8143-R02	Extra top reinforcement	Drawing	2	CIVIL -1	VENDOR	Approval
956	6007-PLN-AGE-40-52-8144-R02	Extra bottom reinforcement	Drawing	2	CIVIL -1	VENDOR	Approval
957	6007-PLN-AGE-40-52-8145-R02	Mat reinforcement details	Drawing	2	CIVIL -1	VENDOR	Approval
958	6007-PLN-AGE-40-52-8150-R02	Drainage	Drawing	2	CIVIL -1	VENDOR	Approval
959	6007-PLN-AGE-40-52-8160-R02	Pier and rack support anchor layout	Drawing	2	CIVIL -1	VENDOR	Approval
960	6007-PLN-AGE-40-52-8161-R02	Pier and rack support anchor details	Drawing	2	CIVIL -1	VENDOR	Approval
961	6007-PLN-AGE-40-52-8162-R02	Anchor bolts. Assemblies and details	Drawing	2	CIVIL -1	VENDOR	Approval
962	6007-PLN-AGE-40-52-8163-R02	Skid and bench support layout	Drawing	2	CIVIL -1	VENDOR	Approval
963	6007-PLN-AGE-40-52-8164-R02	Skid support details	Drawing	2	CIVIL -1	VENDOR	Approval
964	6007-PLN-AGE-40-52-8173-R02	Skid support layout	Drawing	2	CIVIL -1	VENDOR	Approval
965	6007-CAL-AGE-40-52-8000-R03	WTP foundation calc report	Calculation	3	CIVIL -1	VENDOR	Approval
966	ANCHORBOLT(318-08)_Rack	Anchor bolt Calculation Spreadsheet for WTP Rack	Drawing	0	CIVIL -1	VENDOR	Approval
967	ANCHORBOLT(318-08)_Type_1.1	Anchor bolt Calculation Spreadsheet for Type 1.1 Pedestal	Drawing	0	CIVIL -1	VENDOR	Approval
968	ANCHORBOLT(318-08)_Type_1.2	Anchor bolt Calculation Spreadsheet for Type 1.2 Pedestal	Drawing	0	CIVIL -1	VENDOR	Approval
969	ANCHORBOLT(318-08)_Type_2.0	Anchor bolt Calculation Spreadsheet for Type 2.0 Pedestal	Drawing	0	CIVIL -1	VENDOR	Approval
970	FORCES	Reactions & Moment Spreadsheet	Drawing	0	CIVIL -1	VENDOR	Approval
971	6007-CAL-LEF-12-54-0003-R5	Skids Structural Calculations	Calculation	5	CIVIL -1	VENDOR	Approval
972	6007-CAL-LEF-12-54-0004-R4	Rack StructuralCalculations	Calculation	4	CIVIL -1	VENDOR	Approval
973	6007-PLN-AGE-67-33-5403	Water Treatment Grounding System - Alpha	Drawing	0	CIVIL -1	VENDOR	Approval
974	6007-PLN-AGE-67-33-9803	Water Treatment Grounding System - Beta	Drawing	0	CIVIL -1	VENDOR	Approval
975	6007-PLN-LEF-12-03-0011	WTP Plant Layout (Preliminary)	Drawing	5	CIVIL -1	VENDOR	Approval
976	ANCHORBOLT ADDENDUM	Anchorbolt Calculations	Drawing	0	CIVIL -1	VENDOR	Approval
977	Content Guide	Skid Structure Calculation Content Guide	Drawing	5	CIVIL -1	VENDOR	Approval
978	6007-PLN-AGE-16-51-4000-R03	Cover sheet	Drawing	3	CIVIL -1	VENDOR	Approval
979	6007-PLN-AGE-16-50-4000-R02	General notes	Drawing	2	CIVIL -1	VENDOR	Approval
980	6007-PLN-AGE-16-54-4000-R04	Foundation drawings	Drawing	4	CIVIL -1	VENDOR	Approval
981	6007-CAL-AGE-16-54-4000-R01	Calc report	Calculation	1	CIVIL -1	VENDOR	Approval
982	6007-PLN-AGE-16-51-8000-R03	Cover sheet	Drawing	3	CIVIL -1	VENDOR	Approval
983	6007-PLN-AGE-16-50-8000-R02	General notes	Drawing	2	CIVIL -1	VENDOR	Approval
984	6007-PLN-AGE-16-54-8000-R04	Foundation drawings	Drawing	4	CIVIL -1	VENDOR	Approval
985	6007-CAL-AGE-16-54-8000-R01	Calc report	Calculation	1	CIVIL -1	VENDOR	Approval
986	6007-PLN-AGE-41-54-4000-R02	Cover sheet	Drawing	2	CIVIL -1	VENDOR	Approval
987	6007-PLN-AGE-41-54-4020-R02	General notes	Drawing	2	CIVIL -1	VENDOR	Approval
988	6007-PLN-AGE-41-54-4040-R04	Foundation drawings	Drawing	4	CIVIL -1	VENDOR	Approval
989	6007-CAL-AGE-41-54-4000-R02	Calc report	Calculation	2	CIVIL -1	VENDOR	Approval
990	6007-PLN-AGE-41-54-8000-R02	Cover sheet	Drawing	2	CIVIL -1	VENDOR	Approval
991	6007-PLN-AGE-41-54-8020-R02	General notes	Drawing	2	CIVIL -1	VENDOR	Approval
992	6007-PLN-AGE-41-54-8040-R04	Foundation drawings	Drawing	4	CIVIL -1	VENDOR	Approval
993	6007-CAL-AGE-41-54-8000-R02	Calc report	Calculation	2	CIVIL -1	VENDOR	Approval
994	6007-PLN-AGE-29-55-2014	Alpha Plant, Drainage purge & Oil Systems Details XI	int, Drainage purge & Oil Systems I	3	CIVIL -1	VENDOR	Approval
995	6007-PLN-AGE-29-55-2015	Alpha Plant, Drainage purge & Oil Systems Details XII	Drawing	3	CIVIL -1	VENDOR	Approval
996	6007-PLN-AGE-29-55-6014	Beta Plant, Drainage purge & Oil Systems Details XI	Drawing	2	CIVIL -1	VENDOR	Approval
997	6007-PLN-AGE-29-55-6015	Beta Plant, Drainage purge & Oil Systems Details XII	Drawing	2	CIVIL -1	VENDOR	Approval
998	6007-PLN-AGE-35-52-4000	Cover sheet	Drawing	3	CIVIL -1	VENDOR	Approval
999	6007-PLN-AGE-35-52-4020	General notes	Drawing	4	CIVIL -1	VENDOR	Approval
1000	6007-PLN-AGE-35-52-4040	Foundation Plans, Elevation, & Details	Drawing	5	CIVIL -1	VENDOR	Approval
1001	6007-CAL-AGE-35-52-4000	Calculation Report	Calculation	4	CIVIL -1	VENDOR	Approval
1002	6007-PLN-AGE-35-52-8000	Cover sheet	Drawing	3	CIVIL -1	VENDOR	Approval
1003	6007-PLN-AGE-35-52-8020	General notes	Drawing	4	CIVIL -1	VENDOR	Approval
1004	6007-PLN-AGE-35-52-8040	Foundation Plans, Elevation, & Details	Drawing	5	CIVIL -1	VENDOR	Approval
1005	6007-CAL-AGE-35-52-8000	Calculation Report	Calculation	4	CIVIL -1	VENDOR	Approval
1006	6007-PLN-AGE-58-52-2470	Cover sheet	Drawing	6	CIVIL -1	VENDOR	Approval
1007	6007-PLN-AGE-58-52-2471	General notes	Drawing	4	CIVIL -1	VENDOR	Approval
1008	6007-PLN-AGE-58-52-2472	Plan Layout	Drawing	6	CIVIL -1	VENDOR	Approval
1009	6007-PLN-AGE-58-52-2474	Detail 2	Drawing	6	CIVIL -1	VENDOR	Approval
1010	6007-PLN-AGE-58-52-2475	Electrical heater A-MX-208 foundation	Drawing	4	CIVIL -1	VENDOR	Approval
1011	6007-PLN-AGE-58-52-2476	Coordinates	Drawing	3	CIVIL -1	VENDOR	Approval
1012	6007-CAL-AGE-58-52-2470	Calculation report	Calculation	4	CIVIL -1	VENDOR	Approval
1013	6007-PLN-AGE-58-52-6470	Cover sheet	Drawing	6	CIVIL -1	VENDOR	Approval
1014	6007-PLN-AGE-58-52-6471	General notes	Drawing	4	CIVIL -1	VENDOR	Approval
1015	6007-PLN-AGE-58-52-6472	Plan Layout	Drawing	6	CIVIL -1	VENDOR	Approval
1016	6007-PLN-AGE-58-52-6474	Detail 2	Drawing	6	CIVIL -1	VENDOR	Approval
1017	6007-PLN-AGE-58-52-6475	Electrical heater B-MX-208 foundation	Drawing	4	CIVIL -1	VENDOR	Approval
1018	6007-PLN-AGE-58-52-6476	Coordinates	Drawing	3	CIVIL -1	VENDOR	Approval
1019	6007-CAL-AGE-58-52-6470	Calculation report	Calculation	4	CIVIL -1	VENDOR	Approval
1020	6007-PLN-AGE-25-52-4000	Cover sheet	Drawing	0	CIVIL -1	VENDOR	Approval
1021	6007-PLN-AGE-40-52-4020	General notes	Drawing	0	CIVIL -1	VENDOR	Approval
1022	6007-PLN-AGE-67-52-4440	Foundation Plans, Elevation, & Details	Drawing	2	CIVIL -1	VENDOR	Approval
1023	6007-CAL-AGE-25-52-4010	Calculation Report	Calculation	2	CIVIL -1	VENDOR	Approval
1024	6007-PLN-AGE-25-52-8000	Cover sheet	Drawing	0	CIVIL -1	VENDOR	Approval
1025	6007-PLN-AGE-40-52-8020	General notes	Drawing	0	CIVIL -1	VENDOR	Approval
1026	6007-PLN-AGE-67-52-8440	Foundation Plans, Elevation, & Details	Drawing	2	CIVIL -1	VENDOR	Approval
1027	6007-CAL-AGE-25-52-8010	Calculation Report	Calculation	2	CIVIL -1	VENDOR	Approval
1028	6007-PLN-AGE-40-52-4500	Cover sheet	Drawing	2	CIVIL -1	VENDOR	Approval
1029	6007-PLN-AGE-40-52-4520	General notes	Drawing	3	CIVIL -1	VENDOR	Approval
1030	6007-PLN-AGE-40-52-4540	Foundation Plans, Elevation, & Details	Drawing	3	CIVIL -1	VENDOR	Approval
1031	6007-CAL-AGE-40-52-4500	Calculation Report	Calculation	1	CIVIL -1	VENDOR	Approval
1032	6007-PLN-AGE-40-52-8500	Cover sheet	Drawing	2	CIVIL -1	VENDOR	Approval
1033	6007-PLN-AGE-40-52-8520	General notes	Drawing	3	CIVIL -1	VENDOR	Approval
1034	6007-PLN-AGE-40-52-8540	Foundation Plans, Elevation, & Details	Drawing	3	CIVIL -1	VENDOR	Approval
1035	6007-CAL-AGE-40-52-8500	Calculation Report	Calculation	1	CIVIL -1	VENDOR	Approval
1036	6007-PLN-AGE-67-52-4500	Cover sheet	Drawing	1	CIVIL -1	VENDOR	Approval
1037	6007-PLN-AGE-67-52-4520	General notes	Drawing	1	CIVIL -1	VENDOR	Approval
1038	6007-PLN-AGE-67-52-4540	Foundation Plans, Elevation, & Details	Drawing	3	CIVIL -1	VENDOR	Approval
1039	6007-CAL-AGE-67-52-4500	Calculation Report	Calculation	2	CIVIL -1	VENDOR	Approval
1040	6007-PLN-AGE-67-52-8500	Cover sheet	Drawing	1	CIVIL -1	VENDOR	Approval
1041	6007-PLN-AGE-67-52-8520	General notes	Drawing	1	CIVIL -1	VENDOR	Approval
1042	6007-PLN-AGE-67-52-8540	Foundation Plans, Elevation, & Details	Drawing	3	CIVIL -1	VENDOR	Approval
1043	6007-CAL-AGE-67-52-8500	Calculation Report	Calculation	2	CIVIL -1	VENDOR	Approval
1044	6007-PLN-AGE-57-52-6310	Cover sheet	Drawing	3	CIVIL -1	VENDOR	Approval
1045	6007-PLN-AGE-57-52-6311	General notes	Drawing	3	CIVIL -1	VENDOR	Approval
1046	6007-PLN-AGE-57-52-6312	BSF01. Plan and details	Drawing	4	CIVIL -1	VENDOR	Approval

ABENER TEYMA
MOJAVE

Compliance No.:	GEN-2					
Job :	Mojave Solar Project					
Date: 02/06/14	Description: Civil Master Drawing List					

Line No.	Sheet No.	Description	Type of Document	Revision Number	Applicable Condition of Certification	Vendor Supplied or EOR	Reason for Submittal
1047	6007-PLN-AGE-57-52-6313	BSF02. Plan and details	Drawing	3	CIVIL -1	VENDOR	Approval
1048	6007-PLN-AGE-57-52-6314	BSF03. Plan and details	Drawing	3	CIVIL -1	VENDOR	Approval
1049	6007-CAL-AGE-57-52-6310	Calculation report	Calculation	3	CIVIL -1	VENDOR	Approval
1050	6007-PLN-AGE-12-51-4001	Cover sheet	Drawing	4	CIVIL -1	VENDOR	Approval
1051	6007-PLN-AGE-12-50-4001	General notes	Drawing	4	CIVIL -1	VENDOR	Approval
1052	6007-PLN-AGE-12-57-4001	Architectural definitions - Floor plan	Drawing	4	CIVIL -1	VENDOR	Approval
1053	6007-PLN-AGE-12-57-4002	Architectural definitions - Roof and utility support plans	Drawing	4	CIVIL -1	VENDOR	Approval
1054	6007-PLN-AGE-12-57-4003	Architectural definitions - Exterior elevations-sheet 1	Drawing	4	CIVIL -1	VENDOR	Approval
1055	6007-PLN-AGE-12-57-4004	Architectural definitions - Exterior elevations-sheet 2	Drawing	4	CIVIL -1	VENDOR	Approval
1056	6007-PLN-AGE-12-57-4005	Architectural definitions - Building sections	Drawing	4	CIVIL -1	VENDOR	Approval
1057	6007-PLN-AGE-12-57-4006	Architectural definitions - Schedules&details	Drawing	4	CIVIL -1	VENDOR	Approval
1058	6007-PLN-AGE-12-57-4007	Architectural definitions - Details	Drawing	3	CIVIL -1	VENDOR	Approval
1059	6007-PLN-AGE-12-57-4008	Architectural definitions - Dimensions plan view.	Drawing	0	CIVIL -1	VENDOR	Approval
1060	6007-PLN-AGE-12-57-4009	Architectural definitions - Equipment definition and location.	Drawing	0	CIVIL -1	VENDOR	Approval
1061	6007-PLN-AGE-12-51-8001	Cover sheet	Drawing	4	CIVIL -1	VENDOR	Approval
1062	6007-PLN-AGE-12-50-8001	General notes	Drawing	4	CIVIL -1	VENDOR	Approval
1063	6007-PLN-AGE-12-57-8001	Architectural definitions - Floor plan	Drawing	4	CIVIL -1	VENDOR	Approval
1064	6007-PLN-AGE-12-57-8002	Architectural definitions - Roof and utility support plans	Drawing	4	CIVIL -1	VENDOR	Approval
1065	6007-PLN-AGE-12-57-8003	Architectural definitions - Exterior elevations-sheet 1	Drawing	4	CIVIL -1	VENDOR	Approval
1066	6007-PLN-AGE-12-57-8004	Architectural definitions - Exterior elevations-sheet 2	Drawing	4	CIVIL -1	VENDOR	Approval
1067	6007-PLN-AGE-12-57-8005	Architectural definitions - Building sections	Drawing	4	CIVIL -1	VENDOR	Approval
1068	6007-PLN-AGE-12-57-8006	Architectural definitions - Schedules&details	Drawing	4	CIVIL -1	VENDOR	Approval
1069	6007-PLN-AGE-12-57-8007	Architectural definitions - Details	Drawing	3	CIVIL -1	VENDOR	Approval
1070	6007-PLN-AGE-12-57-8008	Architectural definitions - Dimensions plan view.	Drawing	0	CIVIL -1	VENDOR	Approval
1071	6007-PLN-AGE-12-57-8009	Architectural definitions - Equipment definition and location.	Drawing	0	CIVIL -1	VENDOR	Approval
1072	6007-PLN-AGE-58-52-3550	Cover sheet	Drawing	3	CIVIL -1	VENDOR	Approval
1073	6007-PLN-AGE-58-52-3552	Plan view & Details	Drawing	5	CIVIL -1	VENDOR	Approval
1074	6007-CAL-AGE-58-52-3550	Calculation report	Calculation	4	CIVIL -1	VENDOR	Approval
1075	6007-PLN-AGE-58-52-7550	Cover sheet	Drawing	3	CIVIL -1	VENDOR	Approval
1076	6007-PLN-AGE-58-52-7552	Plan view & Details	Drawing	5	CIVIL -1	VENDOR	Approval
1077	6007-CAL-AGE-58-52-7550	Calculation report	Calculation	4	CIVIL -1	VENDOR	Approval
1078	6007-PLN-AGE-58-54-3552	Plan view & Details	Drawing	4	CIVIL -1	VENDOR	Approval
1079	6007-CAL-AGE-58-54-3550	Calculation report	Calculation	3	CIVIL -1	VENDOR	Approval
1080	6007-PLN-AGE-58-54-7552	Plan view & Details	Drawing	4	CIVIL -1	VENDOR	Approval
1081	6007-CAL-AGE-58-54-7550	Calculation report	Calculation	3	CIVIL -1	VENDOR	Approval
1082	6007-PLN-AGE-12-52-4500	Cover sheet	Drawing	2	CIVIL -1	VENDOR	Approval
1083	6007-PLN-AGE-12-52-4520	General notes	Drawing	2	CIVIL -1	VENDOR	Approval
1084	6007-PLN-AGE-12-52-4540	Plan	Drawing	3	CIVIL -1	VENDOR	Approval
1085	6007-PLN-AGE-12-52-4560	MP-409 Pump foundation Details	Drawing	3	CIVIL -1	VENDOR	Approval
1086	6007-PLN-AGE-12-52-4561	MP-444 Pump foundation Details	Drawing	3	CIVIL -1	VENDOR	Approval
1087	6007-PLN-AGE-12-52-4562	MP-409 Pump foundation Details	Drawing	3	CIVIL -1	VENDOR	Approval
1088	6007-CAL-AGE-12-52-4500	Calculation Report	Calculation	2	CIVIL -1	VENDOR	Approval
1089	6007-PLN-AGE-12-52-8500	Cover sheet	Drawing	2	CIVIL -1	VENDOR	Approval
1090	6007-PLN-AGE-12-52-8520	General notes	Drawing	2	CIVIL -1	VENDOR	Approval
1091	6007-PLN-AGE-12-52-8540	Plan	Drawing	3	CIVIL -1	VENDOR	Approval
1092	6007-PLN-AGE-12-52-8560	MP-409 Pump foundation Details	Drawing	3	CIVIL -1	VENDOR	Approval
1093	6007-PLN-AGE-12-52-8561	MP-444 Pump foundation Details	Drawing	3	CIVIL -1	VENDOR	Approval
1094	6007-PLN-AGE-12-52-8562	MP-409 Pump foundation Details	Drawing	3	CIVIL -1	VENDOR	Approval
1095	6007-CAL-AGE-12-52-8500	Calculation Report	Calculation	2	CIVIL -1	VENDOR	Approval
1096	6007-PLN-AGE-50-00-S003	Handrails, stairways and grating details	Drawing	2	CIVIL -1	VENDOR	Approval
1097	6007-CAL-AGE-50-00-S003	Calculation report	Calculation	0	CIVIL -1	VENDOR	Approval
1098	6007-PLN-AGE-25-52-4000	Cover sheet	Drawing	1	CIVIL -1	VENDOR	Approval
1099	6007-PLN-AGE-40-52-4020	General note s	Drawing	1	CIVIL -1	VENDOR	Approval
1100	6007-PLN-AGE-67-52-4440	Foundation Plan s, Elevation, & Detail s	Drawing	3	CIVIL -1	VENDOR	Approval
1101	6007-CAL-AGE-25-52-4010	Calculation Report	Calculation	3	CIVIL -1	VENDOR	Approval
1102	6007-PLN-AGE-25-52-8000	Cover sheet	Drawing	1	CIVIL -1	VENDOR	Approval
1103	6007-PLN-AGE-40-52-8020	General note s	Drawing	1	CIVIL -1	VENDOR	Approval
1104	6007-PLN-AGE-67-52-8440	Foundation Plan s, Elevation, & Detail s	Drawing	3	CIVIL -1	VENDOR	Approval
1105	6007-CAL-AGE-25-52-8010	Calculation Report	Calculation	3	CIVIL -1	VENDOR	Approval
1106	6007-PLN-AGE-58-52-2476	Coordinates	Drawing	4	CIVIL -1	VENDOR	Approval
1107	6007-PLN-AGE-58-52-6476	Coordinates	Drawing	4	CIVIL -1	VENDOR	Approval
1108	6007-PLN-AGE-29-55-2002	Plan View	Drawing	5	CIVIL -1	VENDOR	Approval
1109	6007-PLN-AGE-29-55-2013	Detail X	Drawing	3	CIVIL -1	VENDOR	Approval
1110	6007-PLN-AGE-29-55-2014	Detail XI	Drawing	4	CIVIL -1	VENDOR	Approval
1111	6007-PLN-AGE-29-55-2015	Detail XII	Drawing	4	CIVIL -1	VENDOR	Approval
1112	6007-PLN-AGE-29-55-6002	Plan View	Drawing	5	CIVIL -1	VENDOR	Approval
1113	6007-PLN-AGE-29-55-6014	Detail XI	Drawing	4	CIVIL -1	VENDOR	Approval
1114	6007-PLN-AGE-29-55-6015	Detail XII	Drawing	4	CIVIL -1	VENDOR	Approval
1115	6007-PLN-AGE-67-52-4540 Rev4	Field Alpha MP-405 Cooling tower tempering pumps foundation. Plans, elevations & details	Drawing	4	CIVIL -1	VENDOR	Approval
1116	6007-PLN-AGE-67-52-8540 Rev4	Field Beta MP-405 Cooling tower tempering pumps foundation. Plans, elevations & details	Drawing	4	CIVIL -1	VENDOR	Approval
1117	6007-PLN-AGE-58-54-2325	Cover sheet	Drawing	2	CIVIL -1	VENDOR	Approval
1118	6007-PLN-AGE-58-54-2326	General notes	Drawing	2	CIVIL -1	VENDOR	Approval
1119	6007-PLN-AGE-58-54-2327	Platform 1. Structure steel, frames	Drawing	2	CIVIL -1	VENDOR	Approval
1120	6007-PLN-AGE-58-54-2328	Platform 1. Structure steel, frames	Drawing	2	CIVIL -1	VENDOR	Approval
1121	6007-PLN-AGE-58-54-2329	Platform 2. Structure steel, frames	Drawing	2	CIVIL -1	VENDOR	Approval
1122	6007-PLN-AGE-58-54-2330	Platform 2. Structure steel, frames	Drawing	2	CIVIL -1	VENDOR	Approval
1123	6007-PLN-AGE-58-54-2331	Platform 3. Structure steel, frames	Drawing	2	CIVIL -1	VENDOR	Approval
1124	6007-PLN-AGE-58-54-2332	Platform 3. Structure steel, frames	Drawing	2	CIVIL -1	VENDOR	Approval
1125	6007-PLN-AGE-58-54-2333	Platform 4. Structure steel, frames	Drawing	2	CIVIL -1	VENDOR	Approval
1126	6007-PLN-AGE-58-54-2334	Platform 4. Structure steel, frames	Drawing	2	CIVIL -1	VENDOR	Approval
1127	6007-PLN-AGE-58-54-2335	Platform 5. Structure steel, frames	Drawing	2	CIVIL -1	VENDOR	Approval
1128	6007-PLN-AGE-58-54-2336	Platform 5. Structure steel, frames	Drawing	2	CIVIL -1	VENDOR	Approval
1129	6007-CAL-AGE-58-54-2325	Calculation Report	Calculation	1	CIVIL -1	VENDOR	Approval
1130	6007-PLN-AGE-58-54-6325	Cover sheet	Drawing	2	CIVIL -1	VENDOR	Approval
1131	6007-PLN-AGE-58-54-6326	General notes	Drawing	2	CIVIL -1	VENDOR	Approval
1132	6007-PLN-AGE-58-54-6327	Platform 1. Structure steel, frames	Drawing	2	CIVIL -1	VENDOR	Approval
1133	6007-PLN-AGE-58-54-6328	Platform 1. Structure steel, frames	Drawing	2	CIVIL -1	VENDOR	Approval
1134	6007-PLN-AGE-58-54-6329	Platform 2. Structure steel, frames	Drawing	2	CIVIL -1	VENDOR	Approval
1135	6007-PLN-AGE-58-54-6330	Platform 2. Structure steel, frames	Drawing	2	CIVIL -1	VENDOR	Approval
1136	6007-PLN-AGE-58-54-6331	Platform 3. Structure steel, frames	Drawing	2	CIVIL -1	VENDOR	Approval
1137	6007-PLN-AGE-58-54-6332	Platform 3. Structure steel, frames	Drawing	2	CIVIL -1	VENDOR	Approval
1138	6007-PLN-AGE-58-54-6333	Platform 4. Structure steel, frames	Drawing	2	CIVIL -1	VENDOR	Approval
1139	6007-PLN-AGE-58-54-6334	Platform 4. Structure steel, frames	Drawing	2	CIVIL -1	VENDOR	Approval
1140	6007-PLN-AGE-58-54-6335	Platform 5. Structure steel, frames	Drawing	2	CIVIL -1	VENDOR	Approval
1141	6007-PLN-AGE-58-54-6336	Platform 5. Structure steel, frames	Drawing	2	CIVIL -1	VENDOR	Approval
1142	6007-CAL-AGE-58-54-6325	Calculation Report	Calculation	1	CIVIL -1	VENDOR	Approval
1143	6007-PLN-AGE-40-52-4100	Cover Sheet	Drawing	5	CIVIL -1	VENDOR	Approval
1144	6007-PLN-AGE-40-52-4140	Foundation Plan	Drawing	5	CIVIL -1	VENDOR	Approval
1145	6007-PLN-AGE-40-52-4141	Mat Bottom	Drawing	5	CIVIL -1	VENDOR	Approval
1146	6007-PLN-AGE-40-52-4142	Mat Top	Drawing	5	CIVIL -1	VENDOR	Approval
1147	6007-PLN-AGE-40-52-4143	Extra Top	Drawing	3	CIVIL -1	VENDOR	Approval
1148	6007-PLN-AGE-40-52-4144	Extra Bottom	Drawing	3	CIVIL -1	VENDOR	Approval
1149	6007-PLN-AGE-40-52-4145	Mat Reinforcement details	Drawing	3	CIVIL -1	VENDOR	Approval
1150	6007-PLN-AGE-40-52-4150	Drainage	Drawing	3	CIVIL -1	VENDOR	Approval
1151	6007-PLN-AGE-40-52-4160	Pier and Rack anchor layout	Drawing	3	CIVIL -1	VENDOR	Approval
1152	6007-PLN-AGE-40-52-4161	Pier and Rack support details	Drawing	3	CIVIL -1	VENDOR	Approval
1153	6007-PLN-AGE-40-52-4162	Anchor rods. Assemblies and details.	Drawing	3	CIVIL -1	VENDOR	Approval
1154	6007-PLN-AGE-40-52-4163	Skid and bench supports layout	Drawing	3	CIVIL -1	VENDOR	Approval
1155	6007-PLN-AGE-40-52-4164	Skid support details	Drawing	3	CIVIL -1	VENDOR	Approval
1156	6007-PLN-AGE-40-52-4173	Skid support lay out	Drawing	3	CIVIL -1	VENDOR	Approval
1157	6007-PLN-AGE-40-52-8100	Cover Sheet	Drawing	5	CIVIL -1	VENDOR	Approval
1158	6007-PLN-AGE-40-52-8140	Foundation Plan	Drawing	5	CIVIL -1	VENDOR	Approval
1159	6007-PLN-AGE-40-52-8141	Mat Bottom	Drawing	5	CIVIL -1	VENDOR	Approval
1160	6007-PLN-AGE-40-52-8142	Mat Top	Drawing	5	CIVIL -1	VENDOR	Approval
1161	6007-PLN-AGE-40-52-8143	Extra Top	Drawing	3	CIVIL -1	VENDOR	Approval
1162	6007-PLN-AGE-40-52-8144	Extra Bottom	Drawing	3	CIVIL -1	VENDOR	Approval
1163	6007-PLN-AGE-40-52-8145	Mat Reinforcement details	Drawing	3	CIVIL -1	VENDOR	Approval
1164	6007-PLN-AGE-40-52-8150	Drainage	Drawing	3	CIVIL -1	VENDOR	Approval
1165	6007-PLN-AGE-40-52-8160	Pier and Rack anchor layout	Drawing	3	CIVIL -1	VENDOR	Approval
1166	6007-PLN-AGE-40-52-8161	Pier and Rack support details	Drawing	3	CIVIL -1	VENDOR	Approval
1167	6007-PLN-AGE-40-52-8162	Anchor rods. Assemblies and details.	Drawing	3	CIVIL -1	VENDOR	Approval
1168	6007-PLN-AGE-40-52-8163	Skid and bench supports layout	Drawing	3	CIVIL -1	VENDOR	Approval
1169	6007-PLN-AGE-40-52-8164	Skid support details	Drawing	3	CIVIL -1	VENDOR	Approval
1170	6007-PLN-AGE-40-52-8173	Skid support lay out	Drawing	3	CIVIL -1	VENDOR	Approval
1171	6007-PLN-MBS-18-52-0001	FOUNDATION PLAN	Drawing	2	CIVIL -1	VENDOR	Approval

ABENER TEYMA
MOJAVE

Compliance No.:		GEN-2					
Job :		Mojave Solar Project					
Date: 02/06/14		Description: Civil Master Drawing List					
Line No.	Sheet No.	Description	Type of Document	Revision Number	Applicable Condition of Certification	Vendor Supplied or EOR	Reason for Submittal
1172	6007-PLN-MBS-18-52-0002	FOUNDATION DETAILS & NOTES	Drawing	2	CIVIL -1	VENDOR	Approval
1173	6007-PLN-MBS-18-52-0003	FOUNDATION DETAILS	Drawing	2	CIVIL -1	VENDOR	Approval
1174	6007-CAL-MBS-18-52-0001	FOUNDATION CALCULATIONS	Calculation	2	CIVIL -1	VENDOR	Approval
1175	6007-PLN-MBS-18-57-0001	MODULAR ELEVATOR COVER SHEET	Drawing	1	CIVIL -1	VENDOR	Approval
1176	6007-PLN-MBS-18-57-0002	GENERAL NOTES & ABBREVIATIONS	Drawing	1	CIVIL -1	VENDOR	Approval
1177	6007-PLN-MBS-18-57-0003	FOUNDATION PLAN	Drawing	1	CIVIL -1	VENDOR	Approval
1178	6007-PLN-MBS-18-57-0004	FOUNDATION DETAILS	Drawing	1	CIVIL -1	VENDOR	Approval
1179	6007-PLN-MBS-18-57-0005	HOISTWAY ROOF PLAN	Drawing	1	CIVIL -1	VENDOR	Approval
1180	6007-PLN-MBS-18-57-0006	HOISTWAY & ROOF DETAILS	Drawing	1	CIVIL -1	VENDOR	Approval
1181	6007-PLN-MBS-18-57-0007	HOISTWAY CROSS SECTIONS	Drawing	1	CIVIL -1	VENDOR	Approval
1182	6007-PLN-MBS-18-57-0008	HOISTWAY DETAILS	Drawing	1	CIVIL -1	VENDOR	Approval
1183	6007-PLN-MBS-18-57-0009	MISCELLANEOUS DETAILS	Drawing	1	CIVIL -1	VENDOR	Approval
1184	6007-PLN-MBS-18-57-0010	HOISTWAY WALL PANELS	Drawing	1	CIVIL -1	VENDOR	Approval
1185	6007-PLN-MBS-18-57-0011	MODULAR EQUIPMENT ROOM	Drawing	1	CIVIL -1	VENDOR	Approval
1186	6007-PLN-MBS-18-57-0012	RAIL & POWER UNIT DETAILS	Drawing	1	CIVIL -1	VENDOR	Approval
1187	6007-PLN-MBS-18-57-0013	ELEVATOR DATA	Drawing	1	CIVIL -1	VENDOR	Approval
1188	6007-PLN-MBS-18-57-0014	ELEVATOR LATOUT	Drawing	1	CIVIL -1	VENDOR	Approval
1189	6007-PLN-MBS-18-57-0015	ELEVATOR CAB	Drawing	1	CIVIL -1	VENDOR	Approval
1190	6007-PLN-MBS-18-57-0016	ACCESS COMPLIANCE	Drawing	1	CIVIL -1	VENDOR	Approval
1191	6007-CAL-MBS-18-57-0001	ELEVATOR CALCULATIONS	Calculation	1	CIVIL -1	VENDOR	Approval
1192	6007-PLN-MBS-18-57-0001	COVER SHEET & BUILDING DATA	Drawing	1	CIVIL -1	VENDOR	Approval
1193	6007-PLN-MBS-18-57-0002	FLOOR PLAN (1st STORY)	Drawing	1	CIVIL -1	VENDOR	Approval
1194	6007-PLN-MBS-18-57-0003	FLOOR PLAN (2nd STORY)	Drawing	1	CIVIL -1	VENDOR	Approval
1195	6007-PLN-MBS-18-57-0004	GENERAL NOTES & DETAILS	Drawing	1	CIVIL -1	VENDOR	Approval
1196	6007-PLN-MBS-18-57-0005	REFLECTED CEILING PLAN (1st STORY)	Drawing	1	CIVIL -1	VENDOR	Approval
1197	6007-PLN-MBS-18-57-0006	REFLECTED CEILING PLAN (2nd STORY)	Drawing	1	CIVIL -1	VENDOR	Approval
1198	6007-PLN-MBS-18-57-0007	REFLECTED CEILING NOTES & DETAILS	Drawing	1	CIVIL -1	VENDOR	Approval
1199	6007-PLN-MBS-18-57-0008	EXTERIOR ELEVATIONS	Drawing	1	CIVIL -1	VENDOR	Approval
1200	6007-PLN-MBS-18-57-0009	EXTERIOR ELEVATIONS	Drawing	1	CIVIL -1	VENDOR	Approval
1201	6007-PLN-MBS-18-57-0010	ROOF PLAN	Drawing	1	CIVIL -1	VENDOR	Approval
1202	6007-PLN-MBS-18-57-0011	MISC. DETAILS	Drawing	1	CIVIL -1	VENDOR	Approval
1203	6007-PLN-MBS-18-57-0012	MISC. DETAILS	Drawing	1	CIVIL -1	VENDOR	Approval
1204	6007-PLN-MBS-18-57-0013	MISC. DETAILS	Drawing	1	CIVIL -1	VENDOR	Approval
1205	6007-PLN-MBS-18-57-0014	1ST. STORY ROOF FRAMING PLAN	Drawing	1	CIVIL -1	VENDOR	Approval
1206	6007-PLN-MBS-18-57-0015	2ND. STORY ROOF FRAMING PLAN	Drawing	1	CIVIL -1	VENDOR	Approval
1207	6007-PLN-MBS-18-57-0016	LADDER DETAILS	Drawing	1	CIVIL -1	VENDOR	Approval
1208	6007-PLN-MBS-18-60-0001	MECHANICAL LEGEND, NOTES & SCHEDULES	Drawing	1	CIVIL -1	VENDOR	Approval
1209	6007-PLN-MBS-18-60-0002	MECHANICAL PLAN (1st STORY)	Drawing	1	CIVIL -1	VENDOR	Approval
1210	6007-PLN-MBS-18-60-0003	MECHANICAL PLAN (2nd STORY)	Drawing	1	CIVIL -1	VENDOR	Approval
1211	6007-PLN-MBS-18-60-0004	MECHANICAL DETAILS	Drawing	1	CIVIL -1	VENDOR	Approval
1212	6007-PLN-MBS-18-82-0001	PLUMBING SUPPLY RISER DIAGRAMS	Drawing	1	CIVIL -1	VENDOR	Approval
1213	6007-PLN-MBS-18-82-0002	PLUMBING WASTE RISER DIAGRAMS	Drawing	1	CIVIL -1	VENDOR	Approval
1214	6007-PLN-MBS-18-82-0003	PLUMBING NOTES & DETAILS	Drawing	1	CIVIL -1	VENDOR	Approval
1215	6007-PLN-MBS-18-82-0004	2nd STORY PLUMBING	Drawing	1	CIVIL -1	VENDOR	Approval
1216	6007-PLN-MBS-18-54-0001	COVER SHEET & BUILDING DATA	Drawing	2	CIVIL -1	VENDOR	Approval
1217	6007-PLN-MBS-18-54-0002	OVERALL STRUCTURAL KEY PLAN (LOWER STORY)	Drawing	2	CIVIL -1	VENDOR	Approval
1218	6007-PLN-MBS-18-54-0003	STRUCTURAL KEY PLANS (LOWER STORY)	Drawing	0	CIVIL -1	VENDOR	Approval
1219	6007-PLN-MBS-18-54-0004	STRUCTURAL KEY PLANS (LOWER STORY)	Drawing	0	CIVIL -1	VENDOR	Approval
1220	6007-PLN-MBS-18-54-0005	STRUCTURAL KEY PLANS (LOWER STORY)	Drawing	1	CIVIL -1	VENDOR	Approval
1221	6007-PLN-MBS-18-54-0006	OVERALL STRUCTURAL KEY PLAN (UPPER STORY)	Drawing	0	CIVIL -1	VENDOR	Approval
1222	6007-PLN-MBS-18-54-0007	STRUCTURAL KEY PLAN (UPPER STORY)	Drawing	0	CIVIL -1	VENDOR	Approval
1223	6007-PLN-MBS-18-54-0008	TYPICAL TRANSVERSE CROSS SECTION	Drawing	0	CIVIL -1	VENDOR	Approval
1224	6007-PLN-MBS-18-54-0009	TYPICAL LONGITUDINAL CROSS SECTION	Drawing	0	CIVIL -1	VENDOR	Approval
1225	6007-PLN-MBS-18-54-0010	TYPICAL FLOOR FRAMING DESIGN	Drawing	2	CIVIL -1	VENDOR	Approval
1226	6007-PLN-MBS-18-54-0011	TYPICAL FLOOR FRAMING DESIGN	Drawing	2	CIVIL -1	VENDOR	Approval
1227	6007-PLN-MBS-18-54-0012	AXLE & HITCH DESIGN	Drawing	0	CIVIL -1	VENDOR	Approval
1228	6007-PLN-MBS-18-54-0013	WALL FRAMING	Drawing	2	CIVIL -1	VENDOR	Approval
1229	6007-PLN-MBS-18-54-0014	ROOF FRAMING PLAN & DETAILS	Drawing	1	CIVIL -1	VENDOR	Approval
1230	6007-PLN-MBS-18-54-0015	ROOF FRAMING PLAN & DETAILS	Drawing	0	CIVIL -1	VENDOR	Approval
1231	6007-PLN-MBS-18-54-0016	ROOF FRAMING PLAN & DETAILS	Drawing	2	CIVIL -1	VENDOR	Approval
1232	6007-PLN-MBS-18-54-0017	UPPER TO LOWER STORY CONNECTION	Drawing	0	CIVIL -1	VENDOR	Approval
1233	6007-PLN-MBS-18-54-0018	INTERIOR STAIR CONSTRUCTION	Drawing	0	CIVIL -1	VENDOR	Approval
1234	6007-PLN-MBS-18-54-0019	EXTERIOR STAIR CONSTRUCTION	Drawing	2	CIVIL -1	VENDOR	Approval
1235	6007-PLN-MBS-18-40-0001	ELECTRICAL POWER PLAN (1sT STORY)	Drawing	1	CIVIL -1	VENDOR	Approval
1236	6007-PLN-MBS-18-40-0002	ELECTRICAL POWER PLAN (2nd STORY)	Drawing	1	CIVIL -1	VENDOR	Approval
1237	6007-PLN-MBS-18-40-0003	ELECTRICAL LIGHTING PLAN (1st STORY)	Drawing	1	CIVIL -1	VENDOR	Approval
1238	6007-PLN-MBS-18-40-0004	ELECTRICAL LIGHTING PLAN (2nd STORY)	Drawing	1	CIVIL -1	VENDOR	Approval
1239	6007-PLN-MBS-18-40-0005	ELECTRICAL NOTES, DETAILS, SINGLE LINE DIAGRAM & PANEL SCHEDULES	Drawing	1	CIVIL -1	VENDOR	Approval
1240	6007-CAL-MBS-18-60-001	TITLE-24 MECHANICAL & ENVELOPE CALCS	Calculation	0	CIVIL -1	VENDOR	Approval
1241	6007-CAL-MBS-18-54-001	STRUCTURAL CALCULATIONS	Calculation	2	CIVIL -1	VENDOR	Approval
1242	6007-CAL-MBS-18-40-001	TITLE 24 ELECTRICAL CALCS	Calculation	0	CIVIL -1	VENDOR	Approval
1243	6007-PLN-AGE-29-55-2002	Plan View	Drawing	5	CIVIL -1	VENDOR	Approval
1244	6007-PLN-AGE-29-55-2013	Detail X	Drawing	3	CIVIL -1	VENDOR	Approval
1245	6007-PLN-AGE-29-55-2014	Detail XI	Drawing	4	CIVIL -1	VENDOR	Approval
1246	6007-PLN-AGE-29-55-2015	Detail XII	Drawing	4	CIVIL -1	VENDOR	Approval
1247	6007-PLN-AGE-29-55-6002	Plan View	Drawing	5	CIVIL -1	VENDOR	Approval
1248	6007-PLN-AGE-29-55-6014	Detail XI	Drawing	4	CIVIL -1	VENDOR	Approval
1249	6007-PLN-AGE-29-55-6015	Detail XII	Drawing	4	CIVIL -1	VENDOR	Approval
1250	6007-PLN-AGE-67-52-4540 Rev4	Field Alpha MP-405 Cooling tower tempering pumps foundation. Plans, elevations & details	Drawing	4	CIVIL -1	VENDOR	Approval
1251	6007-PLN-AGE-67-52-8540 Rev4	Field Beta MP-405 Cooling tower tempering pumps foundation. Plans, elevations & details	Drawing	4	CIVIL -1	VENDOR	Approval
1252	6007-CAL-AGE-40-52-4500	Calculation Report	Calculation	2	CIVIL -1	VENDOR	Approval
1253	6007-PLN-AGE-40-52-4500	Cover sheet	Drawing	2	CIVIL -1	VENDOR	Approval
1254	6007-PLN-AGE-40-52-4520	General notes	Drawing	3	CIVIL -1	VENDOR	Approval
1255	6007-PLN-AGE-40-52-4540	Foundation details	Drawing	3	CIVIL -1	VENDOR	Approval
1256	6007-CAL-AGE-40-52-8500	Calculation Report	Calculation	2	CIVIL -1	VENDOR	Approval
1257	6007-PLN-AGE-40-52-8500	Cover sheet	Drawing	2	CIVIL -1	VENDOR	Approval
1258	6007-PLN-AGE-40-52-8520	General notes	Drawing	3	CIVIL -1	VENDOR	Approval
1259	6007-PLN-AGE-40-52-8540	Foundation details	Drawing	3	CIVIL -1	VENDOR	Approval
1260	6007-PLN-AGE-58-54-2325	Cover sheet	Drawing	2	CIVIL -1	VENDOR	Approval
1261	6007-PLN-AGE-58-54-2326	General notes	Drawing	2	CIVIL -1	VENDOR	Approval
1262	6007-PLN-AGE-58-54-2327	Platform 1. Structure steel, frames	Drawing	2	CIVIL -1	VENDOR	Approval
1263	6007-PLN-AGE-58-54-2328	Platform 1. Structure steel, frames	Drawing	2	CIVIL -1	VENDOR	Approval
1264	6007-PLN-AGE-58-54-2329	Platform 2. Structure steel, frames	Drawing	2	CIVIL -1	VENDOR	Approval
1265	6007-PLN-AGE-58-54-2330	Platform 2. Structure steel, frames	Drawing	2	CIVIL -1	VENDOR	Approval
1266	6007-PLN-AGE-58-54-2331	Platform 3. Structure steel, frames	Drawing	2	CIVIL -1	VENDOR	Approval
1267	6007-PLN-AGE-58-54-2332	Platform 3. Structure steel, frames	Drawing	2	CIVIL -1	VENDOR	Approval
1268	6007-PLN-AGE-58-54-2333	Platform 4. Structure steel, frames	Drawing	2	CIVIL -1	VENDOR	Approval
1269	6007-PLN-AGE-58-54-2334	Platform 4. Structure steel, frames	Drawing	2	CIVIL -1	VENDOR	Approval
1270	6007-PLN-AGE-58-54-2335	Platform 5. Structure steel, frames	Drawing	2	CIVIL -1	VENDOR	Approval
1271	6007-PLN-AGE-58-54-2336	Platform 5. Structure steel, frames	Drawing	2	CIVIL -1	VENDOR	Approval
1272	6007-CAL-AGE-58-54-2325	Calculation Report	Calculation	1	CIVIL -1	VENDOR	Approval
1273	6007-PLN-AGE-58-54-6325	Cover sheet	Drawing	2	CIVIL -1	VENDOR	Approval
1274	6007-PLN-AGE-58-54-6326	General notes	Drawing	2	CIVIL -1	VENDOR	Approval
1275	6007-PLN-AGE-58-54-6327	Platform 1. Structure steel, frames	Drawing	2	CIVIL -1	VENDOR	Approval
1276	6007-PLN-AGE-58-54-6328	Platform 1. Structure steel, frames	Drawing	2	CIVIL -1	VENDOR	Approval
1277	6007-PLN-AGE-58-54-6329	Platform 2. Structure steel, frames	Drawing	2	CIVIL -1	VENDOR	Approval
1278	6007-PLN-AGE-58-54-6330	Platform 2. Structure steel, frames	Drawing	2	CIVIL -1	VENDOR	Approval
1279	6007-PLN-AGE-58-54-6331	Platform 3. Structure steel, frames	Drawing	2	CIVIL -1	VENDOR	Approval
1280	6007-PLN-AGE-58-54-6332	Platform 3. Structure steel, frames	Drawing	2	CIVIL -1	VENDOR	Approval
1281	6007-PLN-AGE-58-54-6333	Platform 4. Structure steel, frames	Drawing	2	CIVIL -1	VENDOR	Approval
1282	6007-PLN-AGE-58-54-6334	Platform 4. Structure steel, frames	Drawing	2	CIVIL -1	VENDOR	Approval
1283	6007-PLN-AGE-58-54-6335	Platform 5. Structure steel, frames	Drawing	2	CIVIL -1	VENDOR	Approval
1284	6007-PLN-AGE-58-54-6336	Platform 5. Structure steel, frames	Drawing	2	CIVIL -1	VENDOR	Approval
1285	6007-CAL-AGE-58-54-6325	Calculation Report	Calculation	1	CIVIL -1	VENDOR	Approval
1286	6007-PLN-AGE-40-52-4100	Cover Sheet	Drawing	5	CIVIL -1	VENDOR	Approval
1287	6007-PLN-AGE-40-52-4140	Foundation Plan	Drawing	5	CIVIL -1	VENDOR	Approval
1288	6007-PLN-AGE-40-52-4141	Mat Bottom	Drawing	5	CIVIL -1	VENDOR	Approval
1289	6007-PLN-AGE-40-52-4142	Mat Top	Drawing	5	CIVIL -1	VENDOR	Approval
1290	6007-PLN-AGE-40-52-4143	Extra Top	Drawing	3	CIVIL -1	VENDOR	Approval
1291	6007-PLN-AGE-40-52-4144	Extra Bottom	Drawing	3	CIVIL -1	VENDOR	Approval
1292	6007-PLN-AGE-40-52-4145	Mat Reinforcement details	Drawing	3	CIVIL -1	VENDOR	Approval
1293	6007-PLN-AGE-40-52-4150	Drainage	Drawing	3	CIVIL -1	VENDOR	Approval
1294	6007-PLN-AGE-40-52-4160	Pier and Rack anchor layout	Drawing	3	CIVIL -1	VENDOR	Approval
1295	6007-PLN-AGE-40-52-4161	Pier and Rack support details	Drawing	3	CIVIL -1	VENDOR	Approval
1296	6007-PLN-AGE-40-52-4162	Anchor rods. Assemblies and details.	Drawing	3	CIVIL -1	VENDOR	Approval

ABENER TEYMA
MOJAVE

Compliance No.:	GEN-2
Job :	Mojave Solar Project
Date: 02/06/14	Description: Civil Master Drawing List

Line No.	Sheet No.	Description	Type of Document	Revision Number	Applicable Condition of Certification	Vendor Supplied or EOR	Reason for Submittal
1297	6007-PLN-AGE-40-52-4163	Skid and bench supports layout	Drawing	3	CIVIL -1	VENDOR	Approval
1298	6007-PLN-AGE-40-52-4164	Skid support details	Drawing	3	CIVIL -1	VENDOR	Approval
1299	6007-PLN-AGE-40-52-4173	Skid support lay out	Drawing	3	CIVIL -1	VENDOR	Approval
1300	6007-PLN-AGE-40-52-8100	Cover Sheet	Drawing	5	CIVIL -1	VENDOR	Approval
1301	6007-PLN-AGE-40-52-8140	Foundation Plan	Drawing	5	CIVIL -1	VENDOR	Approval
1302	6007-PLN-AGE-40-52-8141	Mat Bottom	Drawing	5	CIVIL -1	VENDOR	Approval
1303	6007-PLN-AGE-40-52-8142	Mat Top	Drawing	5	CIVIL -1	VENDOR	Approval
1304	6007-PLN-AGE-40-52-8143	Extra Top	Drawing	3	CIVIL -1	VENDOR	Approval
1305	6007-PLN-AGE-40-52-8144	Extra Bottom	Drawing	3	CIVIL -1	VENDOR	Approval
1306	6007-PLN-AGE-40-52-8145	Mat Reinforcement details	Drawing	3	CIVIL -1	VENDOR	Approval
1307	6007-PLN-AGE-40-52-8150	Drainage	Drawing	3	CIVIL -1	VENDOR	Approval
1308	6007-PLN-AGE-40-52-8160	Pier and Rack anchor layout	Drawing	3	CIVIL -1	VENDOR	Approval
1309	6007-PLN-AGE-40-52-8161	Pier and Rack support details	Drawing	3	CIVIL -1	VENDOR	Approval
1310	6007-PLN-AGE-40-52-8162	Anchor rods. Assemblies and details.	Drawing	3	CIVIL -1	VENDOR	Approval
1311	6007-PLN-AGE-40-52-8163	Skid and bench supports layout	Drawing	3	CIVIL -1	VENDOR	Approval
1312	6007-PLN-AGE-40-52-8164	Skid support details	Drawing	3	CIVIL -1	VENDOR	Approval
1313	6007-PLN-AGE-40-52-8173	Skid support lay out	Drawing	3	CIVIL -1	VENDOR	Approval
1314	6007-PLN-AGE-16-52-4000	Cover sheet	Drawing	2	CIVIL -1	VENDOR	Approval
1315	6007-PLN-AGE-16-52-4020	General notes	Drawing	2	CIVIL -1	VENDOR	Approval
1316	6007-PLN-AGE-16-52-4040	Foundation plan and details	Drawing	3	CIVIL -1	VENDOR	Approval
1317	6007-PLN-AGE-16-52-8000	Cover sheet	Drawing	2	CIVIL -1	VENDOR	Approval
1318	6007-PLN-AGE-16-52-8020	General notes	Drawing	2	CIVIL -1	VENDOR	Approval
1319	6007-PLN-AGE-16-52-8040	Foundation plan and details	Drawing	3	CIVIL -1	VENDOR	Approval
1320	6007-CAL-AGE-16-54-4000-R02.pdf	Calculation report	Calculation	2	CIVIL -1	VENDOR	Approval
1321	6007-PLN-AGE-16-54-4000-R05.pdf	Structure details	Drawing	5	CIVIL -1	VENDOR	Approval
1322	6007-CAL-AGE-16-54-8000-R02.pdf	Calculation report	Calculation	2	CIVIL -1	VENDOR	Approval
1323	6007-PLN-AGE-16-54-8000-R05.pdf	Structure details	Drawing	5	CIVIL -1	VENDOR	Approval
1324	6007-PLN-AGE-58-54-3502	Plan view	Drawing	3	CIVIL -1	VENDOR	Approval
1325	6007-PLN-AGE-58-54-3503	Sections & Details	Drawing	3	CIVIL -1	VENDOR	Approval
1326	6007-PLN-AGE-58-54-7502	Plan view	Drawing	3	CIVIL -1	VENDOR	Approval
1327	6007-PLN-AGE-58-54-7503	Sections & Details	Drawing	3	CIVIL -1	VENDOR	Approval
1328	6007-PLN-AGE-58-52-7502	Plan view & Details	Drawing	3	CIVIL -1	VENDOR	Approval
1329	6007-PLN-AGE-58-54-3575	Cover sheet	Drawing	0	CIVIL -1	VENDOR	Approval
1330	6007-PLN-AGE-58-54-3576	General notes	Drawing	0	CIVIL -1	VENDOR	Approval
1331	6007-PLN-AGE-58-54-3577	Plan view	Drawing	0	CIVIL -1	VENDOR	Approval
1332	6007-PLN-AGE-58-54-3578	Sections	Drawing	0	CIVIL -1	VENDOR	Approval
1333	6007-CAL-AGE-58-54-3575	Calculation report	Calculation	0	CIVIL -1	VENDOR	Approval
1334	6007-PLN-AGE-58-54-7575	Cover sheet	Drawing	0	CIVIL -1	VENDOR	Approval
1335	6007-PLN-AGE-58-54-7576	General notes	Drawing	0	CIVIL -1	VENDOR	Approval
1336	6007-PLN-AGE-58-54-7577	Plan view	Drawing	0	CIVIL -1	VENDOR	Approval
1337	6007-PLN-AGE-58-54-7578	Sections	Drawing	0	CIVIL -1	VENDOR	Approval
1338	6007-CAL-AGE-58-54-7575	Calculation report	Calculation	0	CIVIL -1	VENDOR	Approval
1339	6007-PLN-AGE-74-54-2020.pdf	Cover sheet	Drawing	0	CIVIL -1	VENDOR	Approval
1340	6007-PLN-AGE-74-54-2021.pdf	General notes	Drawing	0	CIVIL -1	VENDOR	Approval
1341	6007-PLN-AGE-74-54-2022.pdf	Plan & base plate details	Drawing	0	CIVIL -1	VENDOR	Approval
1342	6007-PLN-AGE-74-54-2023.pdf	Elevations	Drawing	0	CIVIL -1	VENDOR	Approval
1343	6007-PLN-AGE-74-54-2024.pdf	Connection details	Drawing	0	CIVIL -1	VENDOR	Approval
1344	6007-PLN-AGE-74-54-2025.pdf	Connection details	Drawing	0	CIVIL -1	VENDOR	Approval
1345	6007-PLN-AGE-74-54-6020.pdf	Cover sheet	Drawing	0	CIVIL -1	VENDOR	Approval
1346	6007-PLN-AGE-74-54-6021.pdf	General notes	Drawing	0	CIVIL -1	VENDOR	Approval
1347	6007-PLN-AGE-74-54-6022.pdf	Plan & base plate details	Drawing	0	CIVIL -1	VENDOR	Approval
1348	6007-PLN-AGE-74-54-6023.pdf	Elevations	Drawing	0	CIVIL -1	VENDOR	Approval
1349	6007-PLN-AGE-74-54-6024.pdf	Connection details	Drawing	0	CIVIL -1	VENDOR	Approval
1350	6007-PLN-AGE-74-54-6025.pdf	Connection details	Drawing	0	CIVIL -1	VENDOR	Approval
1351	6007-PLN-AGE-25-32-4311	Cable Tray System. Central Plant	Drawing	Re v0	CIVIL -1	VENDOR	Approval
1352	6007-PLN-AGE-25-32-4312	Cable Tray System. Central Plant	Drawing	Re v0	CIVIL -1	VENDOR	Approval
1353	6007-PLN-AGE-25-32-8705	Cable Tray System. Beta Plant	Drawing	Re v2	CIVIL -1	VENDOR	Approval
1354	6007-PLN-AGE-25-32-8706	Cable Tray System. Beta Plant	Drawing	Re v2	CIVIL -1	VENDOR	Approval
1355	6007-PLN-AGE-25-32-8707	Cable Tray System. Beta Plant	Drawing	Re v3	CIVIL -1	VENDOR	Approval
1356	6007-PLN-AGE-25-32-8708	Cable Tray System. Beta Plant	Drawing	Re v2	CIVIL -1	VENDOR	Approval
1357	6007-PLN-AGE-25-32-8709	Beta Site Building 22	Drawing	Re v4	CIVIL -1	VENDOR	Approval
1358	6007-PLN-AGE-25-32-8710	Beta Site Building 22	Drawing	Re v4	CIVIL -1	VENDOR	Approval
1359	6007-PLN-AGE-25-32-8711	Beta Site Building 22	Drawing	Re v0	CIVIL -1	VENDOR	Approval
1360	6007-PLN-AGE-58-32-6201 _SHEET 1	Cable Tray System. Beta Plant	Drawing	Re v4	CIVIL -1	VENDOR	Approval
1361	6007-PLN-AGE-58-32-6201 _SHEET 2	Cable Tray System. Beta Plant	Drawing	Re v4	CIVIL -1	VENDOR	Approval
1362	6007-PLN-AGE-58-32-8601	Cable Tray System. Beta Plant	Drawing	Re v4	CIVIL -1	VENDOR	Approval
1363	6007-PLN-AGE-58-32-8602- _SHEET 1	Cable Tray System. Beta Plant	Drawing	Re v5	CIVIL -1	VENDOR	Approval
1364	6007-PLN-AGE-58-32-8602 _SHEET 10	Cable Tray System. Beta Plant	Drawing	Re v5	CIVIL -1	VENDOR	Approval
1365	6007-PLN-AGE-58-32-8602 _SHEET 11	Cable Tray System. Beta Plant	Drawing	Re v5	CIVIL -1	VENDOR	Approval
1366	6007-PLN-AGE-58-32-8602 _SHEET 12	Cable Tray System. Beta Plant	Drawing	Re v5	CIVIL -1	VENDOR	Approval
1367	6007-PLN-AGE-58-32-8602 _SHEET 13	Cable Tray System. Beta Plant	Drawing	Re v5	CIVIL -1	VENDOR	Approval
1368	6007-PLN-AGE-58-32-8602 _SHEET 14	Cable Tray System. Beta Plant	Drawing	Re v5	CIVIL -1	VENDOR	Approval
1369	6007-PLN-AGE-58-32-8602 _SHEET 15	Cable Tray System. Beta Plant	Drawing	Re v5	CIVIL -1	VENDOR	Approval
1370	6007-PLN-AGE-58-32-8602 _SHEET 2	Cable Tray System. Beta Plant	Drawing	Re v5	CIVIL -1	VENDOR	Approval
1371	6007-PLN-AGE-58-32-8602 _SHEET 3	Cable Tray System. Beta Plant	Drawing	Re v5	CIVIL -1	VENDOR	Approval
1372	6007-PLN-AGE-58-32-8602 _SHEET 4	Cable Tray System. Beta Plant	Drawing	Re v5	CIVIL -1	VENDOR	Approval
1373	6007-PLN-AGE-58-32-8602 _SHEET 5	Cable Tray System. Beta Plant	Drawing	Re v5	CIVIL -1	VENDOR	Approval
1374	6007-PLN-AGE-58-32-8602_SHEET 6	Cable Tray System. Beta Plant	Drawing	Re v5	CIVIL -1	VENDOR	Approval
1375	6007-PLN-AGE-58-32-8602 _SHEET 7	Cable Tray System. Beta Plant	Drawing	Re v5	CIVIL -1	VENDOR	Approval
1376	6007-PLN-AGE-58-32-8602 _SHEET 8	Cable Tray System. Beta Plant	Drawing	Re v5	CIVIL -1	VENDOR	Approval
1377	6007-PLN-AGE-58-32-8602 _SHEET 9	Cable Tray System. Beta Plant	Drawing	Re v5	CIVIL -1	VENDOR	Approval
1378	6007-PLN-AGE-58-32-8611 _SHEET 1	Cable Tray System. Beta Plant	Drawing	Re v4	CIVIL -1	VENDOR	Approval
1379	6007-PLN-AGE-58-32-8611 _SHEET 2	Cable Tray System. Beta Plant	Drawing	Re v4	CIVIL -1	VENDOR	Approval
1380	6007-PLN-AGE-58-32-8611 _SHEET 3	Cable Tray System. Beta Plant	Drawing	Re v4	CIVIL -1	VENDOR	Approval
1381	6007-PLN-AGE-58-32-8611 _SHEET 4	Cable Tray System. Beta Plant	Drawing	Re v4	CIVIL -1	VENDOR	Approval
1382	6007-PLN-AGE-58-32-8611 _SHEET 5	Cable Tray System. Beta Plant	Drawing	Re v4	CIVIL -1	VENDOR	Approval
1383	6007-PLN-AGE-67-32-8621 _ Sheet 1	Cable Tray System. Beta Plant	Drawing	Re v3	CIVIL -1	VENDOR	Approval
1384	6007-PLN-AGE-67-32-8621 _ Sheet 2	Cable Tray System. Beta Plant	Drawing	Re v3	CIVIL -1	VENDOR	Approval
1385	6007-PLN-AGE-67-32-8621 _ Sheet 3	Cable Tray System. Beta Plant	Drawing	Re v3	CIVIL -1	VENDOR	Approval
1386	6007-PLN-AGE-67-32-8621 _ Sheet 4	Cable Tray System. Beta Plant	Drawing	Re v3	CIVIL -1	VENDOR	Approval
1387	6007-PLN-AGE-67-32-8803	Cable Tray System. Beta Plant	Drawing	Re v2	CIVIL -1	VENDOR	Approval
1388	6007-PLN-AGE-67-32-8804	Cable Tray System. Beta Plant	Drawing	Re v2	CIVIL -1	VENDOR	Approval
1389	6007-PLN-AGE-67-32-8805	Beta Site Building 26	Drawing	Re v4	CIVIL -1	VENDOR	Approval
1390	6007-PLN-AGE-67-32-8806	Beta Site Building 26	Drawing	Re v4	CIVIL -1	VENDOR	Approval
1391	6007-PLN-AGE-67-32-8807	Beta Site Building 26	Drawing	Re v0	CIVIL -1	VENDOR	Approval
1392	6007-PLN-AGE-25-32-4305	Cable Tray System. Alpha Plant	Drawing	Re v2	CIVIL -1	VENDOR	Approval
1393	6007-PLN-AGE-25-32-4306	Cable Tray System. Alpha Plant	Drawing	Re v2	CIVIL -1	VENDOR	Approval
1394	6007-PLN-AGE-25-32-4307	Cable Tray System. Alpha Plant	Drawing	Re v3	CIVIL -1	VENDOR	Approval
1395	6007-PLN-AGE-25-32-4308	Cable Tray System. Alpha Plant	Drawing	Re v2	CIVIL -1	VENDOR	Approval
1396	6007-PLN-AGE-25-32-4309	Alpha Site Building 22. Alpha Plant	Drawing	Re v5	CIVIL -1	VENDOR	Approval
1397	6007-PLN-AGE-25-32-4310	Cable Tray System. Alpha	Drawing	Re v5	CIVIL -1	VENDOR	Approval
1398	6007-PLN-AGE-25-32-4311 _Sh1	Cable Tray y System. Central	Drawing	Re v0	CIVIL -1	VENDOR	Approval
1399	6007-PLN-AGE-25-32-4312 _ Sh2	Cable Tray y System. Central Plant	Drawing	Re v0	CIVIL -1	VENDOR	Approval
1400	6007-PLN-AGE-25-32-4313	Alpha Site Building 22. Alpha	Drawing	Rev1	CIVIL -1	VENDOR	Approval
1401	6007-PLN-AGE-58-32-2201_Sh1	Cable Tray y System. Alpha	Drawing	Re v4	CIVIL -1	VENDOR	Approval
1402	6007-PLN-AGE-58-32-2201_Sh2	Cable Tray y System. Alpha Plant	Drawing	Re v4	CIVIL -1	VENDOR	Approval
1403	6007-PLN-AGE-58-32-4201	Cable Tray System. Alpha Plant	Drawing	Rev4	CIVIL -1	VENDOR	Approval
1404	6007-PLN-AGE-58-32-4202_SHEET 1	Cable Tray System. Central SHEET Plant	Drawing	Re v5	CIVIL -1	VENDOR	Approval
1405	6007-PLN-AGE-58-32-4202 SHEET 10	Cable Tray System. Alpha Plant	Drawing	Re v5	CIVIL -1	VENDOR	Approval
1406	6007-PLN-AGE-58-32-4202 SH EET 11	Cable Tray System. Alpha Plant	Drawing	Re v5	CIVIL -1	VENDOR	Approval
1407	6007-PLN-AGE-58-32-4202 SH EET 12	Cable Tray System. Alpha Plant	Drawing	Re v5	CIVIL -1	VENDOR	Approval
1408	6007-PLN-AGE-58-32-4202 SH EET 13	Cable Tray System. Alpha Plant	Drawing	Re v5	CIVIL -1	VENDOR	Approval
1409	6007-PLN-AGE-58-32-4202 SH EET 14	Cable Tray System. Alpha Plant	Drawing	Re v5	CIVIL -1	VENDOR	Approval
1410	6007-PLN-AGE-58-32-4202 SH EET 15	Cable Tray System. Alpha Plant	Drawing	Re v5	CIVIL -1	VENDOR	Approval
1411	6007-PLN-AGE-58-32-4202 SH EET 16	Cable Tray System. Alpha Plant	Drawing	Re v5	CIVIL -1	VENDOR	Approval
1412	6007-PLN-AGE-58-32-4202 SH EET 2	Cable Tray System. Alpha Plant	Drawing	Re v5	CIVIL -1	VENDOR	Approval
1413	6007-PLN-AGE-58-32-4202 SHEET 3	Cable Tray System. Central Plant	Drawing	Rev	CIVIL -1	VENDOR	Approval
1414	6007-PLN-AGE-58-32-4202 SHEET 4	Cable Tray System. Alpha Plant	Drawing	Re v5	CIVIL -1	VENDOR	Approval
1415	6007-PLN-AGE-58-32-4202 SHEET 5	Cable Tray System. Alpha Plant	Drawing	Re v5	CIVIL -1	VENDOR	Approval
1416	6007-PLN-AGE-58-32-4202 SHEET 6	Cable Tray System. Alpha Plant	Drawing	Re v5	CIVIL -1	VENDOR	Approval
1417	6007-PLN-AGE-58-32-4202 SHEET 7	Cable Tray System. Alpha Plant	Drawing	Re v5	CIVIL -1	VENDOR	Approval
1418	6007-PLN-AGE-58-32-4202 SHEET 8	Cable Tray System. Alpha Plant	Drawing	Re v5	CIVIL -1	VENDOR	Approval
1419	6007-PLN-AGE-58-32-4202 SHEET 9	Cable Tray System. Alpha Plant	Drawing	Re v5	CIVIL -1	VENDOR	Approval
1420	6007-PLN-AGE-58-32-4211 SHEET 1	Cable Tray System. Alpha Plant	Drawing	Re v4	CIVIL -1	VENDOR	Approval
1421	6007-PLN-AGE-58-32-4211 SHEET 2	Cable Tray System. Alpha Plant	Drawing	Re v4	CIVIL -1	VENDOR	Approval

ABENER TEYMA
MOJAVE

Compliance No.:		GEN-2					
Job :		Mojave Solar Project					
Date: 02/06/14		Description: Civil Master Drawing List					
Line No.	Sheet No.	Description	Type of Document	Revision Number	Applicable Condition of Certification	Vendor Supplied or EOR	Reason for Submittal
1422	6007-PLN-AGE-58-32-4211 SHEET 3	Cable Tray System. Alpha Plant	Drawing	Re v4	CIVIL -1	VENDOR	Approval
1423	6007-PLN-AGE-58-32-4211 SHEET 4	Cable Tray System. Alpha Plant	Drawing	Re v4	CIVIL -1	VENDOR	Approval
1424	6007-PLN-AGE-58-32-4211 SHEET 5	Cable Tray System. Alpha Plant	Drawing	Re v4	CIVIL -1	VENDOR	Approval
1425	6007-PLN-AGE-67-32-4221_ Sheet 1	Cable Tray System. Alpha Plant	Drawing	Re v3	CIVIL -1	VENDOR	Approval
1426	6007-PLN-AGE-67-32-4221_ Sheet 2	Cable Tray System. Alpha Plant	Drawing	Re v3	CIVIL -1	VENDOR	Approval
1427	6007-PLN-AGE-67-32-4221_ Sheet 3	Cable Tray System. Alpha Plant	Drawing	Re v3	CIVIL -1	VENDOR	Approval
1428	6007-PLN-AGE-67-32-4221_ Sheet 4	Cable Tray System. Central Plant	Drawing	Re v3	CIVIL -1	VENDOR	Approval
1429	6007-PLN-AGE-67-32-4403	Cable Tray System. Alpha Plant	Drawing	Re v2	CIVIL -1	VENDOR	Approval
1430	6007-PLN-AGE-67-32-4404	Cable Tray System. Alpha Plant	Drawing	Re v2	CIVIL -1	VENDOR	Approval
1431	6007-PLN-AGE-67-32-4405	Alpha Site Building 26. Alpha Plant	Drawing	Re v4	CIVIL -1	VENDOR	Approval
1432	6007-PLN-AGE-67-32-4406	Alpha Site Building 26. Alpha Plant	Drawing	Re v4	CIVIL -1	VENDOR	Approval
1433	6007-PLN-AGE-67-32-4407	Cable Tray System. Alpha Plant	Drawing	Re v0	CIVIL -1	VENDOR	Approval
1434	6007-PLN-AGE-74-54-2040	Cover sheet	Drawing	0	CIVIL -1	VENDOR	Approval
1435	6007-PLN-AGE-74-54-2041	General notes	Drawing	0	CIVIL -1	VENDOR	Approval
1436	6007-PLN-AGE-74-54-2042	Plan & base plate details	Drawing	0	CIVIL -1	VENDOR	Approval
1437	6007-PLN-AGE-74-54-2043	Elevations	Drawing	0	CIVIL -1	VENDOR	Approval
1438	6007-PLN-AGE-74-54-2044	Connection details	Drawing	0	CIVIL -1	VENDOR	Approval
1439	6007-PLN-AGE-74-54-2045	Connection details	Drawing	0	CIVIL -1	VENDOR	Approval
1440	6007-CAL-AGE-74-54-2020	Calculation report	Calculation	0	CIVIL -1	VENDOR	Approval
1441	6007-PLN-AGE-74-54-6040	Cover sheet	Drawing	0	CIVIL -1	VENDOR	Approval
1442	6007-PLN-AGE-74-54-6041	General notes	Drawing	0	CIVIL -1	VENDOR	Approval
1443	6007-PLN-AGE-74-54-6042	Plan & base plate details	Drawing	0	CIVIL -1	VENDOR	Approval
1444	6007-PLN-AGE-74-54-6043	Elevations	Drawing	0	CIVIL -1	VENDOR	Approval
1445	6007-PLN-AGE-74-54-6044	Connection details	Drawing	0	CIVIL -1	VENDOR	Approval
1446	6007-PLN-AGE-74-54-6045	Connection details	Drawing	0	CIVIL -1	VENDOR	Approval
1447	6007-CAL-AGE-74-54-6020	Calculation report	Calculation	0	CIVIL -1	VENDOR	Approval
1448	6007-CAL-CTS-58-52-1200	Calculation	Calculation	1	CIVIL -1	VENDOR	Approval
1449	6007-PLN-CTS-58-52-1200	GENERAL STRUCTURAL NOTES AND DETAILS	Drawing	2	CIVIL -1	VENDOR	Approval
1450	6007-PLN-CTS-58-52-1201	FOUNDATION PLANS	Drawing	2	CIVIL -1	VENDOR	Approval
1451	6007-CAL-CTS-58-52-5200	Calculation	Calculation	1	CIVIL -1	VENDOR	Approval
1452	6007-PLN-CTS-58-52-5200	GENERAL STRUCTURAL NOTES AND DETAILS	Drawing	2	CIVIL -1	VENDOR	Approval
1453	6007-PLN-CTS-58-52-5201	FOUNDATION PLANS	Drawing	2	CIVIL -1	VENDOR	Approval
1454	6007-PLN-AGE-74-54-2040	Cover sheet	Drawing	0	CIVIL -1	VENDOR	Approval
1455	6007-PLN-AGE-74-54-2041	General notes	Drawing	0	CIVIL -1	VENDOR	Approval
1456	6007-PLN-AGE-74-54-2042	Plan & base plate details	Drawing	0	CIVIL -1	VENDOR	Approval
1457	6007-PLN-AGE-74-54-2043	Elevations	Drawing	0	CIVIL -1	VENDOR	Approval
1458	6007-PLN-AGE-74-54-2044	Connection details	Drawing	0	CIVIL -1	VENDOR	Approval
1459	6007-PLN-AGE-74-54-2045	Connection details	Drawing	0	CIVIL -1	VENDOR	Approval
1460	6007-CAL-AGE-74-54-2020	Calculation report	Calculation	0	CIVIL -1	VENDOR	Approval
1461	6007-PLN-AGE-74-54-6040	Cover sheet	Drawing	0	CIVIL -1	VENDOR	Approval
1462	6007-PLN-AGE-74-54-6041	General notes	Drawing	0	CIVIL -1	VENDOR	Approval
1463	6007-PLN-AGE-74-54-6042	Plan & base plate details	Drawing	0	CIVIL -1	VENDOR	Approval
1464	6007-PLN-AGE-74-54-6043	Elevations	Drawing	0	CIVIL -1	VENDOR	Approval
1465	6007-PLN-AGE-74-54-6044	Connection details	Drawing	0	CIVIL -1	VENDOR	Approval
1466	6007-PLN-AGE-74-54-6045	Connection details	Drawing	0	CIVIL -1	VENDOR	Approval
1467	6007-CAL-AGE-74-54-6020	Calculation report	Calculation	0	CIVIL -1	VENDOR	Approval
1468	FoundationCalcs_20130529_s	Structural Calculations	Calculation	1	CIVIL -1	VENDOR	Approval
1469	MojaveFoundation20130531_S0.1	General Structures notes	letter	1	CIVIL -1	VENDOR	Approval
1470	MojaveFoundation20130531_S1.1	Mat Foundation Plan - Alpha and Beta Site	letter	1	CIVIL -1	VENDOR	Approval
1471	MojaveFoundation20130531_S2.1	Floor Framing Plan - Alpha and Beta Site	letter	1	CIVIL -1	VENDOR	Approval
1472	MojaveFoundation20130531_S3.1	Foundation Details	letter	1	CIVIL -1	VENDOR	Approval
1473	6007-PLN-AGE-35-52-4040	Foundation Plans, Elevation, & Details	Drawing	6	CIVIL -1	VENDOR	Approval
1474	6007-PLN-AGE-35-52-8040	Foundation Plans, Elevation, & Details	Drawing	6	CIVIL -1	VENDOR	Approval
1475	6007-PLN-AGE-29-55-3999_R01	Cover Sheet	Drawing	1	CIVIL -1	VENDOR	Approval
1476	6007-PLN-AGE-29-55-4002_R01	Underground plan	Drawing	1	CIVIL -1	VENDOR	Approval
1477	6007-PLN-AGE-29-55-4003_R01	Details	Drawing	1	CIVIL -1	VENDOR	Approval
1478	6007-PLN-AGE-29-55-7999_R01	Cover Sheet	Drawing	1	CIVIL -1	VENDOR	Approval
1479	6007-PLN-AGE-29-55-8002_R01	Underground plan	Drawing	1	CIVIL -1	VENDOR	Approval
1480	6007-PLN-AGE-29-55-8003_R01	Details	Drawing	1	CIVIL -1	VENDOR	Approval
1481	6007-CAL-AGE-58-54-3575	Calculation report	Calculation	1	CIVIL -1	VENDOR	Approval
1482	6007-PLN-AGE-58-54-3575	Cover sheet	Drawing	0	CIVIL -1	VENDOR	Approval
1483	6007-PLN-AGE-58-54-3576	General notes	Drawing	1	CIVIL -1	VENDOR	Approval
1484	6007-PLN-AGE-58-54-3577	Connections plan view	Drawing	2	CIVIL -1	VENDOR	Approval
1485	6007-PLN-AGE-58-54-3578	Connections sections	Drawing	2	CIVIL -1	VENDOR	Approval
1486	6007-CAL-AGE-58-54-7575	Calculation report	Calculation	1	CIVIL -1	VENDOR	Approval
1487	6007-PLN-AGE-58-54-7575	Cover sheet	Drawing	0	CIVIL -1	VENDOR	Approval
1488	6007-PLN-AGE-58-54-7576	General notes	Drawing	1	CIVIL -1	VENDOR	Approval
1489	6007-PLN-AGE-58-54-7577	Connections plan view	Drawing	2	CIVIL -1	VENDOR	Approval
1490	6007-PLN-AGE-58-54-7578	Connections sections	Drawing	2	CIVIL -1	VENDOR	Approval
1491	6007-CAL-AGE-16-54-4020_R00.pdf	Calculation report	Calculation	0	CIVIL -1	VENDOR	Approval
1492	6007-PLN-AGE-16-54-4020-R00.pdf	Cover sheet	Drawing	0	CIVIL -1	VENDOR	Approval
1493	6007-PLN-AGE-16-54-4021-R01.pdf	General notes	Drawing	1	CIVIL -1	VENDOR	Approval
1494	6007-PLN-AGE-16-54-4022-R00.pdf	Connections	Drawing	0	CIVIL -1	VENDOR	Approval
1495	6007-PLN-AGE-16-54-4023-R01.pdf	Connections. Details 1	Drawing	1	CIVIL -1	VENDOR	Approval
1496	6007-PLN-AGE-16-54-4024-R01.pdf	Connections. Details 2	Drawing	1	CIVIL -1	VENDOR	Approval
1497	6007-CAL-AGE-16-54-8020_R00.pdf	Calculation report	Calculation	0	CIVIL -1	VENDOR	Approval
1498	6007-PLN-AGE-16-54-8020-R00.pdf	Cover sheet	Drawing	0	CIVIL -1	VENDOR	Approval
1499	6007-PLN-AGE-16-54-8021-R01.pdf	General notes	Drawing	1	CIVIL -1	VENDOR	Approval
1500	6007-PLN-AGE-16-54-8022-R00.pdf	Connections	Drawing	0	CIVIL -1	VENDOR	Approval
1501	6007-PLN-AGE-16-54-8023-R01.pdf	Connections. Details 1	Drawing	1	CIVIL -1	VENDOR	Approval
1502	6007-PLN-AGE-16-54-8024-R01.pdf	Connections. Details 2	Drawing	1	CIVIL -1	VENDOR	Approval
1503	FoundationCalcs_20130529_s_ds2	Structural Calculations	Calculation	1	CIVIL -1	VENDOR	Approval
1504	MojaveFoundation20130531_S01_ds	General Structures notes	letter	1	CIVIL -1	VENDOR	Approval
1505	MojaveFoundation20130531_S11_ds	Mat Foundation Plan - Alpha and Beta Site	letter	1	CIVIL -1	VENDOR	Approval
1506	MojaveFoundation20130531_S21_ds	Floor Framing Plan - Alpha and Beta Site	letter	1	CIVIL -1	VENDOR	Approval
1507	MojaveFoundation20130531_S31_ds	Foundation Details	letter	1	CIVIL -1	VENDOR	Approval
1508	6007-PLN-AGE-11-50-0002	Plan 1	Drawing	5	CIVIL -1	VENDOR	Approval
1509	6007-PLN-AGE-11-50-0003	Plan 2	Drawing	5	CIVIL -1	VENDOR	Approval
1510	6007-PLN-AGE-11-50-0004	Plan 3	Drawing	5	CIVIL -1	VENDOR	Approval
1511	6007-PLN-AGE-29-50-6200	Cover Sheet	Drawing	1	CIVIL -1	VENDOR	Approval
1512	6007-PLN-AGE-29-50-6201	General Notes	Drawing	1	CIVIL -1	VENDOR	Approval
1513	6007-PLN-AGE-29-50-6202	Plan 1	Drawing	1	CIVIL -1	VENDOR	Approval
1514	6007-PLN-AGE-29-50-6203	Plan 2	Drawing	1	CIVIL -1	VENDOR	Approval
1515	6007-PLN-AGE-29-50-6204	Plan 3	Drawing	1	CIVIL -1	VENDOR	Approval
1516	6007-PLN-AGE-29-50-6205	Plan 4	Drawing	1	CIVIL -1	VENDOR	Approval
1517	6007-PLN-AGE-29-50-6206	Cross section and details	Drawing	0	CIVIL -1	VENDOR	Approval
1518	6007-PLN-CTS-58-52-1300_R2s	Alpha Site Generator Mat Slab. General and Structural Notes	Drawing	2	CIVIL -1	VENDOR	Approval
1519	6007-PLN-CTS-58-52-1301_R2s	Alpha Site Generator Mat Slab. Foundation Plans	Drawing	2	CIVIL -1	VENDOR	Approval
1520	6007-PLN-CTS-58-52-1302_R2s	Alpha Site Generator Mat Slab. Structural Details	Drawing	2	CIVIL -1	VENDOR	Approval
1521	6007-PLN-CTS-58-52-5300_R2s	Beta Site Generator Mat Slab. General and Structural Notes	Drawing	2	CIVIL -1	VENDOR	Approval
1522	6007-PLN-CTS-58-52-5301_R2s	Beta Site Generator Mat Slab. Foundation Plans	Drawing	2	CIVIL -1	VENDOR	Approval
1523	6007-PLN-CTS-58-52-5302_R2s	Beta Site Generator Mat Slab. Structural Details	Drawing	2	CIVIL -1	VENDOR	Approval
1524	6007-PLN-CTS-53-52-1500_R1s	Alpha. Cooling Tower Chemical Feed System. General Structural Notes	Drawing	1	CIVIL -1	VENDOR	Approval
1525	6007-PLN-CTS-53-52-1501_R1s	Alpha. Cooling Tower Chemical Feed System. Foundation Plan	Drawing	1	CIVIL -1	VENDOR	Approval
1526	6007-PLN-CTS-53-52-5500_R1s	Beta. Cooling Tower Chemical Feed System. General Structural Notes	Drawing	1	CIVIL -1	VENDOR	Approval
1527	6007-PLN-CTS-53-52-5501_R1s	Beta. Cooling Tower Chemical Feed System. Foundation Plan	Drawing	1	CIVIL -1	VENDOR	Approval
1528	6007-CAL-AGE-57-54-2200	Calc report. Structural Steel Frames. North-East field	Calculation	7	CIVIL -1	VENDOR	Approval
1529	6007-PLN-AGE-57-54-2200	Cover sheet. Structural Steel Frames. North-East field	Drawing	3	CIVIL -1	VENDOR	Approval
1530	6007-PLN-AGE-57-54-2201	General notes. Structural Steel Frames. North-East field	Drawing	5	CIVIL -1	VENDOR	Approval
1531	6007-PLN-AGE-57-54-2202	Frames and details I. Structural Steel Frames. North-East field	Drawing	5	CIVIL -1	VENDOR	Approval
1532	6007-CAL-AGE-57-54-2210	Calc report. Structural Steel Frames. East field	Calculation	6	CIVIL -1	VENDOR	Approval
1533	6007-PLN-AGE-57-54-2210	Cover sheet. Structural Steel Frames. East field	Drawing	3	CIVIL -1	VENDOR	Approval
1534	6007-PLN-AGE-57-54-2211	General notes. Structural Steel Frames. East field	Drawing	7	CIVIL -1	VENDOR	Approval
1535	6007-PLN-AGE-57-54-2212	Frames and details I. Structural Steel Frames. East field	Drawing	6	CIVIL -1	VENDOR	Approval
1536	6007-PLN-AGE-57-54-2213	Frames and details II. Structural Steel Frames. East field	Drawing	6	CIVIL -1	VENDOR	Approval
1537	6007-CAL-AGE-57-54-2220	Calc report. Structural Steel Frames. North-West field	Calculation	6	CIVIL -1	VENDOR	Approval
1538	6007-PLN-AGE-57-54-2220	Cover sheet. Structural Steel Frames. North-West field	Drawing	5	CIVIL -1	VENDOR	Approval
1539	6007-PLN-AGE-57-54-2221	General notes. Structural Steel Frames. North-West field	Drawing	7	CIVIL -1	VENDOR	Approval
1540	6007-PLN-AGE-57-54-2222	Frames and details I. Structural Steel Frames. North-West field	Drawing	6	CIVIL -1	VENDOR	Approval
1541	6007-PLN-AGE-57-54-2223	Frames and details II. Structural Steel Frames. North-West field	Drawing	6	CIVIL -1	VENDOR	Approval
1542	6007-PLN-AGE-57-54-2224	Frames and details III. Structural Steel Frames. North-West field	Drawing	6	CIVIL -1	VENDOR	Approval
1543	6007-CAL-AGE-57-54-2230	Calc report. Structural Steel Frames. West field	Calculation	6	CIVIL -1	VENDOR	Approval
1544	6007-PLN-AGE-57-54-2230	Cover sheet. Structural Steel Frames. West field	Drawing	2	CIVIL -1	VENDOR	Approval
1545	6007-PLN-AGE-57-54-2231	General notes. Structural Steel Frames. West field	Drawing	6	CIVIL -1	VENDOR	Approval
1546	6007-PLN-AGE-57-54-2232	Frames and details I. Structural Steel Frames. West field	Drawing	5	CIVIL -1	VENDOR	Approval

ABENER TEYMA
MOJAVE

Compliance No.:		GEN-2					
Job :		Mojave Solar Project					
Date: 02/06/14		Description: Civil Master Drawing List					
Line No.	Sheet No.	Description	Type of Document	Revision Number	Applicable Condition of Certification	Vendor Supplied or EOR	Reason for Submittal
1547	6007-PLN-AGE-57-54-2233	Frames and details II. Structural Steel Frames. West field	Drawing	5	CIVIL -1	VENDOR	Approval
1548	6007-CAL-AGE-57-54-4950	Calc report. Structural Steel Frames. PSV East field	Calculation	5	CIVIL -1	VENDOR	Approval
1549	6007-PLN-AGE-57-54-4950	Cover sheet. Structural Steel Frames. PSV East field	Drawing	2	CIVIL -1	VENDOR	Approval
1550	6007-PLN-AGE-57-54-4951	General notes. Structural Steel Frames. PSV East field	Drawing	4	CIVIL -1	VENDOR	Approval
1551	6007-PLN-AGE-57-54-4952	Frames and details I. Structural Steel Frames. PSV East field	Drawing	3	CIVIL -1	VENDOR	Approval
1552	6007-CAL-AGE-58-54-3600	Calc report. Structural Steel Frames. North Central Plant	Calculation	4	CIVIL -1	VENDOR	Approval
1553	6007-PLN-AGE-58-54-3600	Cover sheet. Structural Steel Frames. North Central Plant	Drawing	3	CIVIL -1	VENDOR	Approval
1554	6007-PLN-AGE-58-54-3601	General notes. Structural Steel Frames. North Central Plant	Drawing	5	CIVIL -1	VENDOR	Approval
1555	6007-PLN-AGE-58-54-3602	Frames and details I. Structural Steel Frames. North Central Plant	Drawing	3	CIVIL -1	VENDOR	Approval
1556	6007-CAL-AGE-57-54-6220	Calc report. Structural Steel Frames. North field	Calculation	4	CIVIL -1	VENDOR	Approval
1557	6007-PLN-AGE-57-54-6260	Cover sheet. Structural Steel Frames. North field	Drawing	1	CIVIL -1	VENDOR	Approval
1558	6007-PLN-AGE-57-54-6261	General notes. Structural Steel Frames. North field	Drawing	4	CIVIL -1	VENDOR	Approval
1559	6007-PLN-AGE-57-54-6262	Frames and details I. Structural Steel Frames. North field	Drawing	2	CIVIL -1	VENDOR	Approval
1560	6007-PLN-AGE-57-54-6263	Frames and details II. Structural Steel Frames. North field	Drawing	1	CIVIL -1	VENDOR	Approval
1561	6007-PLN-AGE-57-54-6264	Frames and details III. Structural Steel Frames. North field	Drawing	2	CIVIL -1	VENDOR	Approval
1562	6007-CAL-AGE-57-54-6200	Calc report. Structural Steel Frames. South field	Calculation	4	CIVIL -1	VENDOR	Approval
1563	6007-PLN-AGE-57-54-6200	Cover sheet. Structural Steel Frames. South field	Drawing	1	CIVIL -1	VENDOR	Approval
1564	6007-PLN-AGE-57-54-6201	General notes. Structural Steel Frames. South field	Drawing	4	CIVIL -1	VENDOR	Approval
1565	6007-PLN-AGE-57-54-6202	Frames and details I. Structural Steel Frames. South field	Drawing	2	CIVIL -1	VENDOR	Approval
1566	6007-PLN-AGE-57-54-6203	Frames and details II. Structural Steel Frames. South field	Drawing	1	CIVIL -1	VENDOR	Approval
1567	6007-PLN-AGE-57-54-6204	Frames and details III. Structural Steel Frames. South field	Drawing	2	CIVIL -1	VENDOR	Approval
1568	6007-PLN-AGE-57-54-6205	Frames and details IV. Structural Steel Frames. South field	Drawing	2	CIVIL -1	VENDOR	Approval
1569	6007-CAL-AGE-57-54-6210	Calc report. Structural Steel Frames. West field	Calculation	5	CIVIL -1	VENDOR	Approval
1570	6007-PLN-AGE-57-54-6240	Cover sheet. Structural Steel Frames. West field	Drawing	2	CIVIL -1	VENDOR	Approval
1571	6007-PLN-AGE-57-54-6241	General notes. Structural Steel Frames. West field	Drawing	4	CIVIL -1	VENDOR	Approval
1572	6007-PLN-AGE-57-54-6242	Frames and details I. Structural Steel Frames. West field	Drawing	4	CIVIL -1	VENDOR	Approval
1573	6007-CAL-AGE-57-54-6230	Calc report. Structural Steel Frames. Far West field	Calculation	5	CIVIL -1	VENDOR	Approval
1574	6007-PLN-AGE-57-54-6280	Cover sheet. Structural Steel Frames. Far West field	Drawing	1	CIVIL -1	VENDOR	Approval
1575	6007-PLN-AGE-57-54-6281	General notes. Structural Steel Frames. Far West field	Drawing	4	CIVIL -1	VENDOR	Approval
1576	6007-PLN-AGE-57-54-6282	Frames and details I. Structural Steel Frames. Far West field	Drawing	4	CIVIL -1	VENDOR	Approval
1577	6007-PLN-AGE-57-54-6283	Frames and details II. Structural Steel Frames. Far West field	Drawing	4	CIVIL -1	VENDOR	Approval
1578	6007-CAL-AGE-57-54-7950	Calc report. Structural Steel Frames. PSV East field	Calculation	4	CIVIL -1	VENDOR	Approval
1579	6007-PLN-AGE-57-54-7950	Cover sheet. Structural Steel Frames. PSV East field	Drawing	1	CIVIL -1	VENDOR	Approval
1580	6007-PLN-AGE-57-54-7951	General notes. Structural Steel Frames. PSV East field	Drawing	3	CIVIL -1	VENDOR	Approval
1581	6007-PLN-AGE-57-54-7952	Frames and details I. Structural Steel Frames. PSV East field	Drawing	2	CIVIL -1	VENDOR	Approval
1582	6007-CAL-AGE-57-54-7960	Calc report. Structural Steel Frames. PSV West field	Calculation	5	CIVIL -1	VENDOR	Approval
1583	6007-PLN-AGE-57-54-7960	Cover sheet. Structural Steel Frames. PSV West field	Drawing	2	CIVIL -1	VENDOR	Approval
1584	6007-PLN-AGE-57-54-7961	General notes. Structural Steel Frames. PSV West field	Drawing	4	CIVIL -1	VENDOR	Approval
1585	6007-PLN-AGE-57-54-7962	Frames and details I. Structural Steel Frames. PSV West field	Drawing	4	CIVIL -1	VENDOR	Approval
1586	6007-CAL-AGE-58-54-6405	Calc report. Structural Steel Frames. South Central Plant	Calculation	4	CIVIL -1	VENDOR	Approval
1587	6007-PLN-AGE-58-54-6400	Cover sheet. Structural Steel Frames. South Central Plant	Drawing	2	CIVIL -1	VENDOR	Approval
1588	6007-PLN-AGE-58-54-6401	General notes. Structural Steel Frames. South Central Plant	Drawing	4	CIVIL -1	VENDOR	Approval
1589	6007-PLN-AGE-58-54-6402	Frames and details I. Structural Steel Frames. South Central Plant	Drawing	3	CIVIL -1	VENDOR	Approval
1590	6007-CAL-AGE-58-54-6410	Calc report. Structural Steel Frames. North Central Plant	Calculation	3	CIVIL -1	VENDOR	Approval
1591	6007-PLN-AGE-58-54-6410	Cover sheet. Structural Steel Frames. North Central Plant	Drawing	4	CIVIL -1	VENDOR	Approval
1592	6007-PLN-AGE-58-54-6411	General notes. Structural Steel Frames. North Central Plant	Drawing	4	CIVIL -1	VENDOR	Approval
1593	6007-PLN-AGE-58-54-6412	Frames and details I. Structural Steel Frames. North Central Plant	Drawing	5	CIVIL -1	VENDOR	Approval
1594	6007-PLN-AGE-58-54-6413	Frames and details II. Structural Steel Frames. North Central Plant	Drawing	5	CIVIL -1	VENDOR	Approval
1595	6007-CAL-AGE-67-52-4600	Calculations report	Calculation	0	CIVIL -1	VENDOR	Approval
1596	6007-PLN-AGE-67-52-4600	Cover Sheet	Drawing	1	CIVIL -1	VENDOR	Approval
1597	6007-PLN-AGE-67-52-4620	General notes	Drawing	0	CIVIL -1	VENDOR	Approval
1598	6007-PLN-AGE-67-52-4640	Plan	Drawing	1	CIVIL -1	VENDOR	Approval
1599	6007-PLN-AGE-67-52-4641	Pipping support coordinates	Drawing	1	CIVIL -1	VENDOR	Approval
1600	6007-PLN-AGE-67-52-4642	Details	Drawing	1	CIVIL -1	VENDOR	Approval
1601	6007-PLN-AGE-67-52-4643	Anchor bolts	Drawing	0	CIVIL -1	VENDOR	Approval
1602	6007-CAL-AGE-67-52-8600	Calculations report	Calculation	0	CIVIL -1	VENDOR	Approval
1603	6007-PLN-AGE-67-52-8600	Cover Sheet	Drawing	1	CIVIL -1	VENDOR	Approval
1604	6007-PLN-AGE-67-52-8620	General notes	Drawing	0	CIVIL -1	VENDOR	Approval
1605	6007-PLN-AGE-67-52-8640	Plan	Drawing	1	CIVIL -1	VENDOR	Approval
1606	6007-PLN-AGE-67-52-8641	Pipping support coordinates	Drawing	1	CIVIL -1	VENDOR	Approval
1607	6007-PLN-AGE-67-52-8642	Details	Drawing	1	CIVIL -1	VENDOR	Approval
1608	6007-PLN-AGE-67-52-8643	Anchor bolts	Drawing	0	CIVIL -1	VENDOR	Approval
1609	6007-CAL-AGE-16-54-4020	Calculations report	Calculation	0	CIVIL -1	VENDOR	Approval
1610	Input Data and Joint Forces Alpha	Input Data and Joint Forces Alpha	letter	0	CIVIL -1	VENDOR	Approval
1611	6007-PLN-AGE-16-54-4020	Cover Sheet	Drawing	0	CIVIL -1	VENDOR	Approval
1612	6007-PLN-AGE-16-54-4021	General notes	Drawing	2	CIVIL -1	VENDOR	Approval
1613	6007-PLN-AGE-16-54-4022	Connections	Drawing	1	CIVIL -1	VENDOR	Approval
1614	6007-PLN-AGE-16-54-4023	Details 1	Drawing	2	CIVIL -1	VENDOR	Approval
1615	6007-PLN-AGE-16-54-4024	Details 2	Drawing	2	CIVIL -1	VENDOR	Approval
1616	6007-CAL-AGE-16-54-8020	Calculations report	Calculation	0	CIVIL -1	VENDOR	Approval
1617	Input Data and Joint Forces Beta	Input Data and Joint Forces Beta	letter	0	CIVIL -1	VENDOR	Approval
1618	6007-PLN-AGE-16-54-8020	Cover Sheet	Drawing	0	CIVIL -1	VENDOR	Approval
1619	6007-PLN-AGE-16-54-8021	General notes	Drawing	2	CIVIL -1	VENDOR	Approval
1620	6007-PLN-AGE-16-54-8022	Connections	Drawing	1	CIVIL -1	VENDOR	Approval
1621	6007-PLN-AGE-16-54-8023	Details 1	Drawing	2	CIVIL -1	VENDOR	Approval
1622	6007-PLN-AGE-16-54-8024	Details 2	Drawing	2	CIVIL -1	VENDOR	Approval
1623	6007-CAL-AGE-25-52-4600	Calculations report	Calculation	0	CIVIL -1	VENDOR	Approval
1624	6007-PLN-AGE-25-52-4600	Cover Sheet	Drawing	1	CIVIL -1	VENDOR	Approval
1625	6007-PLN-AGE-25-52-4620	General Notes	Drawing	1	CIVIL -1	VENDOR	Approval
1626	6007-PLN-AGE-25-52-4640	Plans and details	Drawing	2	CIVIL -1	VENDOR	Approval
1627	6007-CAL-AGE-25-52-8600	Calculations report	Calculation	0	CIVIL -1	VENDOR	Approval
1628	6007-PLN-AGE-25-52-8600	Cover Sheet	Drawing	2	CIVIL -1	VENDOR	Approval
1629	6007-PLN-AGE-25-52-8620	General Notes	Drawing	1	CIVIL -1	VENDOR	Approval
1630	6007-PLN-AGE-25-52-8640	Plans and details	Drawing	2	CIVIL -1	VENDOR	Approval
1631	6007-CAL-AGE-25-54-4160	Calculation report	Calculation	0	CIVIL -1	VENDOR	Approval
1632	6007-PLN-AGE-25-54-4160	Cover Sheet	Drawing	0	CIVIL -1	VENDOR	Approval
1633	6007-PLN-AGE-25-54-4161	General notes	Drawing	0	CIVIL -1	VENDOR	Approval
1634	6007-PLN-AGE-25-54-4162	Plans and elevations	Drawing	0	CIVIL -1	VENDOR	Approval
1635	6007-PLN-AGE-25-54-4163	Connections details	Drawing	0	CIVIL -1	VENDOR	Approval
1636	6007-PLN-AGE-25-54-4164	Connections details	Drawing	0	CIVIL -1	VENDOR	Approval
1637	6007-CAL-AGE-25-54-4260	Calculation report	Calculation	0	CIVIL -1	VENDOR	Approval
1638	6007-PLN-AGE-25-54-4260	Cover Sheet	Drawing	0	CIVIL -1	VENDOR	Approval
1639	6007-PLN-AGE-25-54-4261	General notes	Drawing	0	CIVIL -1	VENDOR	Approval
1640	6007-PLN-AGE-25-54-4262	Plans	Drawing	0	CIVIL -1	VENDOR	Approval
1641	6007-PLN-AGE-25-54-4263	Elevations	Drawing	0	CIVIL -1	VENDOR	Approval
1642	6007-PLN-AGE-25-54-4264	Connections details	Drawing	0	CIVIL -1	VENDOR	Approval
1643	6007-PLN-AGE-25-54-4265	Connections details	Drawing	0	CIVIL -1	VENDOR	Approval
1644	6007-CAL-AGE-25-54-8160	Calculation report	Calculation	0	CIVIL -1	VENDOR	Approval
1645	6007-PLN-AGE-25-54-8160	Cover Sheet	Drawing	0	CIVIL -1	VENDOR	Approval
1646	6007-PLN-AGE-25-54-8161	General notes	Drawing	0	CIVIL -1	VENDOR	Approval
1647	6007-PLN-AGE-25-54-8162	Plans and elevations	Drawing	0	CIVIL -1	VENDOR	Approval
1648	6007-PLN-AGE-25-54-8163	Connections details	Drawing	0	CIVIL -1	VENDOR	Approval
1649	6007-PLN-AGE-25-54-8164	Connections details	Drawing	0	CIVIL -1	VENDOR	Approval
1650	6007-CAL-AGE-25-54-8260	Calculation report	Calculation	0	CIVIL -1	VENDOR	Approval
1651	6007-PLN-AGE-25-54-8260	Cover Sheet	Drawing	0	CIVIL -1	VENDOR	Approval
1652	6007-PLN-AGE-25-54-8261	General notes	Drawing	0	CIVIL -1	VENDOR	Approval
1653	6007-PLN-AGE-25-54-8262	Plans	Drawing	0	CIVIL -1	VENDOR	Approval
1654	6007-PLN-AGE-25-54-8263	Elevations	Drawing	0	CIVIL -1	VENDOR	Approval
1655	6007-PLN-AGE-25-54-8264	Connections details	Drawing	0	CIVIL -1	VENDOR	Approval
1656	6007-PLN-AGE-25-54-8265	Connections details	Drawing	0	CIVIL -1	VENDOR	Approval
1657	6007-CAL-AGE-00-52-4080	Calculation report	Calculation	0	CIVIL -1	VENDOR	Approval
1658	6007-PLN-AGE-00-52-4080	Cover Sheet	Drawing	0	CIVIL -1	VENDOR	Approval
1659	6007-PLN-AGE-00-52-4081	General notes	Drawing	0	CIVIL -1	VENDOR	Approval
1660	6007-PLN-AGE-00-52-4082	Foundations plan I	Drawing	0	CIVIL -1	VENDOR	Approval
1661	6007-PLN-AGE-00-52-4083	Foundations plan II	Drawing	0	CIVIL -1	VENDOR	Approval
1662	6007-PLN-AGE-00-52-4084	Coordinates	Drawing	1	CIVIL -1	VENDOR	Approval
1663	6007-PLN-AGE-00-52-4085	Sections and details	Drawing	1	CIVIL -1	VENDOR	Approval
1664	6007-CAL-AGE-00-52-8080	Calculation report	Calculation	0	CIVIL -1	VENDOR	Approval
1665	6007-PLN-AGE-00-52-8080	Cover Sheet	Drawing	0	CIVIL -1	VENDOR	Approval
1666	6007-PLN-AGE-00-52-8081	General notes	Drawing	0	CIVIL -1	VENDOR	Approval
1667	6007-PLN-AGE-00-52-8082	Foundations plan I	Drawing	0	CIVIL -1	VENDOR	Approval
1668	6007-PLN-AGE-00-52-8083	Foundations plan II	Drawing	0	CIVIL -1	VENDOR	Approval
1669	6007-PLN-AGE-00-52-8084	Coordinates	Drawing	1	CIVIL -1	VENDOR	Approval
1670	6007-PLN-AGE-00-52-8085	Sections and details I	Drawing	0	CIVIL -1	VENDOR	Approval
1671	6007-PLN-AGE-00-52-8086	Sections and details II	Drawing	0	CIVIL -1	VENDOR	Approval

ABENER TEYMA
MOJAVE

Compliance No.:		GEN-2					
Job :		Mojave Solar Project					
Date: 02/06/14		Description: Civil Master Drawing List					
Line No.	Sheet No.	Description	Type of Document	Revision Number	Applicable Condition of Certification	Vendor Supplied or EOR	Reason for Submittal
1672	6007-CAL-AGE-67-54-4700	Calculation report	Calculation	1	CIVIL -1	VENDOR	Approval
1673	6007-PLN-AGE-67-54-4700	Cover sheet	Drawing	2	CIVIL -1	VENDOR	Approval
1674	6007-PLN-AGE-67-54-4720	General notes	Drawing	1	CIVIL -1	VENDOR	Approval
1675	6007-PLN-AGE-67-54-4740	Plan view	Drawing	1	CIVIL -1	VENDOR	Approval
1676	6007-PLN-AGE-67-54-4741	Details	Drawing	2	CIVIL -1	VENDOR	Approval
1677	6007-CAL-AGE-67-54-8700	Calculation report	Calculation	1	CIVIL -1	VENDOR	Approval
1678	6007-PLN-AGE-67-54-8700	Cover sheet	Drawing	2	CIVIL -1	VENDOR	Approval
1679	6007-PLN-AGE-67-54-8720	General notes	Drawing	1	CIVIL -1	VENDOR	Approval
1680	6007-PLN-AGE-67-54-8740	Plan view	Drawing	1	CIVIL -1	VENDOR	Approval
1681	6007-PLN-AGE-67-54-8741	Details	Drawing	2	CIVIL -1	VENDOR	Approval
1682	6007-PLN-AGE-00-52-4600_R00.pdf	Cover sheet	Drawing	0	CIVIL -1	VENDOR	Approval
1683	6007-PLN-AGE-00-52-4601_R00.pdf	General notes	Drawing	0	CIVIL -1	VENDOR	Approval
1684	6007-PLN-AGE-00-52-4602_R00.pdf	Foundation plan I	Drawing	0	CIVIL -1	VENDOR	Approval
1685	6007-PLN-AGE-00-52-4603_R00.pdf	Foundation plan II	Drawing	0	CIVIL -1	VENDOR	Approval
1686	6007-PLN-AGE-00-52-4604_R00.pdf	Foundation plan III	Drawing	0	CIVIL -1	VENDOR	Approval
1687	6007-PLN-AGE-00-52-4605_R00.pdf	Coordinates	Drawing	0	CIVIL -1	VENDOR	Approval
1688	6007-PLN-AGE-00-52-4606_R00.pdf	Sections and details	Drawing	0	CIVIL -1	VENDOR	Approval
1689	6007-CAL-AGE-00-52-4600-R00.pdf	Calculation report	Calculation	0	CIVIL -1	VENDOR	Approval
1690	6007-PLN-AGE-00-54-4600_R00.pdf	Cover sheet	Drawing	0	CIVIL -1	VENDOR	Approval
1691	6007-PLN-AGE-00-54-4601_R00.pdf	General notes	Drawing	0	CIVIL -1	VENDOR	Approval
1692	6007-PLN-AGE-00-54-4602_R00.pdf	Steel plan I	Drawing	0	CIVIL -1	VENDOR	Approval
1693	6007-PLN-AGE-00-54-4603_R00.pdf	Steel plan II	Drawing	0	CIVIL -1	VENDOR	Approval
1694	6007-PLN-AGE-00-54-4604_R00.pdf	Steel plan III	Drawing	0	CIVIL -1	VENDOR	Approval
1695	6007-PLN-AGE-00-54-4605_R00.pdf	Coordinates I	Drawing	0	CIVIL -1	VENDOR	Approval
1696	6007-PLN-AGE-00-54-4606_R00.pdf	Coordinates II	Drawing	0	CIVIL -1	VENDOR	Approval
1697	6007-PLN-AGE-00-54-4607_R00.pdf	Coordinates III	Drawing	0	CIVIL -1	VENDOR	Approval
1698	6007-PLN-AGE-00-54-4608_R00.pdf	Sections and details I	Drawing	0	CIVIL -1	VENDOR	Approval
1699	6007-PLN-AGE-00-54-4609_R00.pdf	Sections and details II	Drawing	0	CIVIL -1	VENDOR	Approval
1700	6007-PLN-AGE-00-54-4610_R00.pdf	Sections and details III	Drawing	0	CIVIL -1	VENDOR	Approval
1701	6007-CAL-AGE-00-54-4600-R00.pdf	Calculation report	Calculation	0	CIVIL -1	VENDOR	Approval
1702	6007-PLN-AGE-00-52-8600_R00.pdf	Cover sheet	Drawing	0	CIVIL -1	VENDOR	Approval
1703	6007-PLN-AGE-00-52-8601_R00.pdf	General notes	Drawing	0	CIVIL -1	VENDOR	Approval
1704	6007-PLN-AGE-00-52-8602_R00.pdf	Foundation plan I	Drawing	0	CIVIL -1	VENDOR	Approval
1705	6007-PLN-AGE-00-52-8603_R00.pdf	Foundation plan II	Drawing	0	CIVIL -1	VENDOR	Approval
1706	6007-PLN-AGE-00-52-8604_R00.pdf	Foundation plan III	Drawing	0	CIVIL -1	VENDOR	Approval
1707	6007-PLN-AGE-00-52-8605_R00.pdf	Coordinates	Drawing	0	CIVIL -1	VENDOR	Approval
1708	6007-PLN-AGE-00-52-8606_R00.pdf	Sections and details	Drawing	0	CIVIL -1	VENDOR	Approval
1709	6007-CAL-AGE-00-52-8600-R00.pdf	Calculation report	Calculation	0	CIVIL -1	VENDOR	Approval
1710	6007-PLN-AGE-00-54-8600_R00.pdf	Cover sheet	Drawing	0	CIVIL -1	VENDOR	Approval
1711	6007-PLN-AGE-00-54-8601_R00.pdf	General notes	Drawing	0	CIVIL -1	VENDOR	Approval
1712	6007-PLN-AGE-00-54-8602_R00.pdf	Steel plan I	Drawing	0	CIVIL -1	VENDOR	Approval
1713	6007-PLN-AGE-00-54-8603_R00.pdf	Steel plan II	Drawing	0	CIVIL -1	VENDOR	Approval
1714	6007-PLN-AGE-00-54-8604_R00.pdf	Steel plan III	Drawing	0	CIVIL -1	VENDOR	Approval
1715	6007-PLN-AGE-00-54-8605_R00.pdf	Coordinates I	Drawing	0	CIVIL -1	VENDOR	Approval
1716	6007-PLN-AGE-00-54-8606_R00.pdf	Coordinates II	Drawing	0	CIVIL -1	VENDOR	Approval
1717	6007-PLN-AGE-00-54-8607_R00.pdf	Coordinates III	Drawing	0	CIVIL -1	VENDOR	Approval
1718	6007-PLN-AGE-00-54-8608_R00.pdf	Sections and details I	Drawing	0	CIVIL -1	VENDOR	Approval
1719	6007-CAL-AGE-00-54-8600-R00.pdf	Calculation report	Calculation	0	CIVIL -1	VENDOR	Approval
1720	6007-PLN-AGE-00-50-S001	General civil and structural notes	Drawing	3	CIVIL -1	VENDOR	Approval
1721	6007-PLN-AGE-00-50-S001	General civil and structural notes	Drawing	3	CIVIL -1	VENDOR	Approval
1722	6007-PLN-AGE-00-02-L003	Central Plant Layout Alpha Plant	Drawing	12	CIVIL -1	VENDOR	Approval
1723	6007-PLN-AGE-00-02-L004	Central Plant Layout Beta Plant	Drawing	12	CIVIL -1	VENDOR	Approval
1724	6007-PLN-CTS-58-52-1201	Alpha Site Fire Protection Foundation Plans	Drawing	5	CIVIL -1	VENDOR	Approval
1725	6007-PLN-CTS-58-52-5201	Beta Site Fire Protection Foundation Plans	Drawing	5	CIVIL -1	VENDOR	Approval
1726	6007-PLN-ATM-00-33-FPV1	Grounding Ring for Fire Protection Alpha	Drawing	0	CIVIL -1	VENDOR	Approval
1727	6007-PLN-ATM-00-33-FPV2	Grounding Ring for Fire Protection Beta	Drawing	0	CIVIL -1	VENDOR	Approval
1728	6007-PLN-CTS-57-52-1701_R1	FOUNDATION PLAN – BLDGS 101 AND 102	Drawing	1	CIVIL -1	VENDOR	Approval
1729	6007-PLN-CTS-57-52-1702_R1	FOUNDATION PLAN – BLDGS 103 AND 104	Drawing	1	CIVIL -1	VENDOR	Approval
1730	6007-PLN-CTS-57-52-1703_R1	FOUNDATION DETAILS	Drawing	1	CIVIL -1	VENDOR	Approval
1731	6007-PLN-CTS-57-52-6701_R1	FOUNDATION PLAN – BLDGS 105 AND 106	Drawing	1	CIVIL -1	VENDOR	Approval
1732	6007-PLN-CTS-57-52-6702_R1	FOUNDATION PLAN – BLDGS 107 AND 108	Drawing	1	CIVIL -1	VENDOR	Approval
1733	6007-PLN-CTS-57-52-6703_R1	FOUNDATION PLAN – BUILDG 109	Drawing	1	CIVIL -1	VENDOR	Approval
1734	6007-PLN-CTS-57-52-6704 R1	FOUNDATION DETAILS	Drawing	1	CIVIL -1	VENDOR	Approval
1735	6007-PLN-CTS-53-52-1500	Revised Seismic Notes	Drawing	2	CIVIL -1	VENDOR	Approval
1736	6007-CAL-CTS-53-52-1500	Revised Calculations	Calculation	1	CIVIL -1	VENDOR	Approval
1737	6007-CAL-CTS-53-52-1501	City Response Letter	Calculation	1	CIVIL -1	VENDOR	Approval
1738	6007-PLN-CTS-53-52-5500	Revised Seismic Notes	Drawing	2	CIVIL -1	VENDOR	Approval
1739	6007-CAL-CTS-53-52-5500	Revised Calculations	Calculation	1	CIVIL -1	VENDOR	Approval
1740	6007-CAL-CTS-53-52-5501	City Response Letter	Calculation	1	CIVIL -1	VENDOR	Approval
1741	6007-PLN-CTS-58-52-1300	GENERAL STRUCTURAL NOTES	Drawing	3	CIVIL -1	VENDOR	Approval
1742	6007-CAL-CTS-58-52-1300	STRUCTURAL CALCULATIONS	Calculation	1	CIVIL -1	VENDOR	Approval
1743	6007-CAL-CTS-58-52-1301	STRUCTURAL RESPONSE LETTER	Calculation	0	CIVIL -1	VENDOR	Approval
1744	6007-PLN-CTS-58-52-5300	GENERAL STRUCTURAL NOTES	Drawing	3	CIVIL -1	VENDOR	Approval
1745	6007-CAL-CTS-58-52-5300	STRUCTURAL CALCULATIONS	Calculation	1	CIVIL -1	VENDOR	Approval
1746	6007-CAL-CTS-58-52-5301	STRUCTURAL RESPONSE LETTER	Calculation	0	CIVIL -1	VENDOR	Approval
1747	6007-CAL-AGE-67-52-4600	Calculation report	Calculation	1	CIVIL -1	VENDOR	Approval
1748	6007-PLN-AGE-67-52-4600	Cover sheet	Drawing	1	CIVIL -1	VENDOR	Approval
1749	6007-PLN-AGE-67-52-4620	General notes	Drawing	0	CIVIL -1	VENDOR	Approval
1750	6007-PLN-AGE-67-52-4640	Plan	Drawing	2	CIVIL -1	VENDOR	Approval
1751	6007-PLN-AGE-67-52-4641	Piping support coordinates	Drawing	1	CIVIL -1	VENDOR	Approval
1752	6007-PLN-AGE-67-52-4642	Details	Drawing	2	CIVIL -1	VENDOR	Approval
1753	6007-PLN-AGE-67-52-4643	Anchor bolts	Drawing	0	CIVIL -1	VENDOR	Approval
1754	6007-CAL-AGE-67-52-8600	Calculation report	Calculation	1	CIVIL -1	VENDOR	Approval
1755	6007-PLN-AGE-67-52-8600	Cover sheet	Drawing	1	CIVIL -1	VENDOR	Approval
1756	6007-PLN-AGE-67-52-8620	General notes	Drawing	0	CIVIL -1	VENDOR	Approval
1757	6007-PLN-AGE-67-52-8640	Plan	Drawing	2	CIVIL -1	VENDOR	Approval
1758	6007-PLN-AGE-67-52-8641	Piping support coordinates	Drawing	1	CIVIL -1	VENDOR	Approval
1759	6007-PLN-AGE-67-52-8642	Details	Drawing	2	CIVIL -1	VENDOR	Approval
1760	6007-PLN-AGE-67-52-8643	Anchor bolts	Drawing	0	CIVIL -1	VENDOR	Approval
1761	6007-PLN-AGE-25-52-4600	Cover sheet	Drawing	1	CIVIL -1	VENDOR	Approval
1762	6007-PLN-AGE-25-52-4620	General Notes	Drawing	1	CIVIL -1	VENDOR	Approval
1763	6007-PLN-AGE-25-52-4640	Plan & Details	Drawing	2	CIVIL -1	VENDOR	Approval
1764	6007-CAL-AGE-25-52-4600	Calculation report	Calculation	1	CIVIL -1	VENDOR	Approval
1765	6007-PLN-AGE-25-52-8600	Cover sheet	Drawing	2	CIVIL -1	VENDOR	Approval
1766	6007-PLN-AGE-25-52-8620	General Notes	Drawing	1	CIVIL -1	VENDOR	Approval
1767	6007-PLN-AGE-25-52-8640	Plan & Details	Drawing	2	CIVIL -1	VENDOR	Approval
1768	6007-CAL-AGE-25-52-8600	Calculation report	Calculation	1	CIVIL -1	VENDOR	Approval
1769	6007-PLN-AGE-58-52-2690	Cover sheet	Drawing	1	CIVIL -1	VENDOR	Approval
1770	6007-PLN-AGE-58-52-2691	General Notes	Drawing	0	CIVIL -1	VENDOR	Approval
1771	6007-PLN-AGE-58-52-2692	Fundation , Sections & Details	Drawing	1	CIVIL -1	VENDOR	Approval
1772	6007-CAL-AGE-58-52-2690	Calculation report	Calculation	1	CIVIL -1	VENDOR	Approval
1773	6007-PLN-AGE-58-52-6690	Cover sheet	Drawing	1	CIVIL -1	VENDOR	Approval
1774	6007-PLN-AGE-58-52-6691	General Notes	Drawing	0	CIVIL -1	VENDOR	Approval
1775	6007-PLN-AGE-58-52-6692	Fundation , Sections & Details	Drawing	1	CIVIL -1	VENDOR	Approval
1776	6007-CAL-AGE-58-52-6690	Calculation report	Calculation	1	CIVIL -1	VENDOR	Approval
1777	6007-PLN-AGE-00-50-S001	Gral. Civil and structure notes	Drawing	3	CIVIL -1	VENDOR	Approval
1778	6007-CAL-MBS-18-60-0001	TITLE-24 MECHANICAL & ENVELOPE CALCS	Calculation	0	CIVIL -1	VENDOR	Approval
1779	6007-CAL-MBS-18-54-0001	STRUCTURAL CALCULATIONS	Calculation	2	CIVIL -1	VENDOR	Approval
1780	6007-CAL-MBS-18-52-0001	FOUNDATION CALCULATIONS	Calculation	2	CIVIL -1	VENDOR	Approval
1781	6007-CAL-MBS-18-57-0001	ELEVATOR CALCULATIONS	Calculation	1	CIVIL -1	VENDOR	Approval
1782	6007-CAL-MBS-18-40-0001	TITLE 24 ELECTRICAL CALCS	Calculation	0	CIVIL -1	VENDOR	Approval
1783	6007-PLN-MBS-18-40-0001	ELECTRICAL POWER PLAN (1st STORY)	Drawing	1	CIVIL -1	VENDOR	Approval
1784	6007-PLN-MBS-18-40-0002	ELECTRICAL POWER PLAN (2nd STORY)	Drawing	1	CIVIL -1	VENDOR	Approval
1785	6007-PLN-MBS-18-40-0003	ELECTRICAL LIGHTING PLAN (1st STORY)	Drawing	1	CIVIL -1	VENDOR	Approval
1786	6007-PLN-MBS-18-40-0004	ELECTRICAL LIGHTING PLAN (2nd STORY)	Drawing	1	CIVIL -1	VENDOR	Approval
1787	6007-PLN-MBS-18-40-0005	ELECTRICAL NOTES, DETAILS, SINGLE LINE DIAGRAM & PANEL SCHEDULES	Drawing	1	CIVIL -1	VENDOR	Approval
1788	6007-PLN-MBS-18-52-0001	FOUNDATION PLAN	Drawing	3	CIVIL -1	VENDOR	Approval
1789	6007-PLN-MBS-18-52-0002	FOUNDATION DETAILS	Drawing	3	CIVIL -1	VENDOR	Approval
1790	6007-PLN-MBS-18-52-0003	FOUNDATION DETAILS	Drawing	3	CIVIL -1	VENDOR	Approval
1791	6007-PLN-MBS-18-52-0004	FOUNDATION DETAILS	Drawing	3	CIVIL -1	VENDOR	Approval
1792	6007-PLN-MBS-18-54-0001	COVER SHEET & BUILDING DATA	Drawing	2	CIVIL -1	VENDOR	Approval
1793	6007-PLN-MBS-18-54-0002	OVERALL STRUCTURAL KEY PLAN (LOWER STORY)	Drawing	3	CIVIL -1	VENDOR	Approval
1794	6007-PLN-MBS-18-54-0003	STRUCTURAL KEY PLANS (LOWER STORY)	Drawing	0	CIVIL -1	VENDOR	Approval
1795	6007-PLN-MBS-18-54-0004	STRUCTURAL KEY PLANS (LOWER STORY)	Drawing	0	CIVIL -1	VENDOR	Approval
1796	6007-PLN-MBS-18-54-0005	STRUCTURAL KEY PLANS (LOWER STORY)	Drawing	1	CIVIL -1	VENDOR	Approval

ABENER TEYMA
MOJAVE

Compliance No.:	GEN-2					
Job :	Mojave Solar Project					
Date: 02/06/14	Description: Civil Master Drawing List					

Line No.	Sheet No.	Description	Type of Document	Revision Number	Applicable Condition of Certification	Vendor Supplied or EOR	Reason for Submittal
1797	6007-PLN-MBS-18-54-0006	OVERALL STRUCTURAL KEY PLAN (UPPER STORY)	Drawing	0	CIVIL -1	VENDOR	Approval
1798	6007-PLN-MBS-18-54-0007	STRUCTURAL KEY PLAN (UPPER STORY)	Drawing	0	CIVIL -1	VENDOR	Approval
1799	6007-PLN-MBS-18-54-0008	TYPICAL TRANSVERSE CROSS SECTION	Drawing	0	CIVIL -1	VENDOR	Approval
1800	6007-PLN-MBS-18-54-0009	TYPICAL LONGITUDINAL CROSS SECTION	Drawing	0	CIVIL -1	VENDOR	Approval
1801	6007-PLN-MBS-18-54-0010	TYPICAL FLOOR FRAMING DESIGN	Drawing	2	CIVIL -1	VENDOR	Approval
1802	6007-PLN-MBS-18-54-0011	TYPICAL FLOOR FRAMING DESIGN	Drawing	2	CIVIL -1	VENDOR	Approval
1803	6007-PLN-MBS-18-54-0012	AXLE & HITCH DESIGN	Drawing	0	CIVIL -1	VENDOR	Approval
1804	6007-PLN-MBS-18-54-0013	WALL FRAMING	Drawing	2	CIVIL -1	VENDOR	Approval
1805	6007-PLN-MBS-18-54-0014	ROOF FRAMING PLAN & DETAILS	Drawing	1	CIVIL -1	VENDOR	Approval
1806	6007-PLN-MBS-18-54-0015	ROOF FRAMING PLAN & DETAILS	Drawing	0	CIVIL -1	VENDOR	Approval
1807	6007-PLN-MBS-18-54-0016	ROOF FRAMING PLAN & DETAILS	Drawing	2	CIVIL -1	VENDOR	Approval
1808	6007-PLN-MBS-18-54-0017	UPPER TO LOWER STORY CONNECTION	Drawing	0	CIVIL -1	VENDOR	Approval
1809	6007-PLN-MBS-18-54-0018	INTERIOR STAIR CONSTRUCTION	Drawing	0	CIVIL -1	VENDOR	Approval
1810	6007-PLN-MBS-18-54-0019	EXTERIOR STAIR CONSTRUCTION	Drawing	2	CIVIL -1	VENDOR	Approval
1811	6007-PLN-MBS-18-57-0001	MODULAR ELEVATOR COVER SHEET	Drawing	2	CIVIL -1	VENDOR	Approval
1812	6007-PLN-MBS-18-57-0001(1)	COVER SHEET & BUILDING DATA	Drawing	1	CIVIL -1	VENDOR	Approval
1813	6007-PLN-MBS-18-57-0002	GENERAL NOTES & ABBREVIATIONS	Drawing	2	CIVIL -1	VENDOR	Approval
1814	6007-PLN-MBS-18-57-0002(1)	FLOOR PLAN	Drawing	2	CIVIL -1	VENDOR	Approval
1815	6007-PLN-MBS-18-57-0003	FOUNDATION DETAILS	Drawing	2	CIVIL -1	VENDOR	Approval
1816	6007-PLN-MBS-18-57-0003(1)	FLOOR PLAN	Drawing	2	CIVIL -1	VENDOR	Approval
1817	6007-PLN-MBS-18-57-0004	FOUNDATION PLAN	Drawing	2	CIVIL -1	VENDOR	Approval
1818	6007-PLN-MBS-18-57-0004(1)	GENERAL NOTES & DETAILS	Drawing	1	CIVIL -1	VENDOR	Approval
1819	6007-PLN-MBS-18-57-0005	HOISTWAY ROOF PLAN	Drawing	2	CIVIL -1	VENDOR	Approval
1820	6007-PLN-MBS-18-57-0005(1)	REFLECTED CEILING PLAN	Drawing	1	CIVIL -1	VENDOR	Approval
1821	6007-PLN-MBS-18-57-0006	HOISTWAY & ROOF DETAILS	Drawing	2	CIVIL -1	VENDOR	Approval
1822	6007-PLN-MBS-18-57-0006(1)	REFLECTED CEILING PLAN	Drawing	1	CIVIL -1	VENDOR	Approval
1823	6007-PLN-MBS-18-57-0007	HOISTWAY CROSS SECTIONS	Drawing	2	CIVIL -1	VENDOR	Approval
1824	6007-PLN-MBS-18-57-0007(1)	REFLECTED CEILING PLAN	Drawing	1	CIVIL -1	VENDOR	Approval
1825	6007-PLN-MBS-18-57-0008	HOISTWAY DETAILS	Drawing	2	CIVIL -1	VENDOR	Approval
1826	6007-PLN-MBS-18-57-0008(1)	EXTERIOR ELEVATIONS	Drawing	1	CIVIL -1	VENDOR	Approval
1827	6007-PLN-MBS-18-57-0009	MISCELLANEOUS DETAILS	Drawing	2	CIVIL -1	VENDOR	Approval
1828	6007-PLN-MBS-18-57-0009(1)	EXTERIOR ELEVATIONS	Drawing	1	CIVIL -1	VENDOR	Approval
1829	6007-PLN-MBS-18-57-0010	HOISTWAY WALL PANELS	Drawing	2	CIVIL -1	VENDOR	Approval
1830	6007-PLN-MBS-18-57-0010(1)	ROOF PLAN	Drawing	2	CIVIL -1	VENDOR	Approval
1831	6007-PLN-MBS-18-57-0011	MODULAR EQUIPMENT ROOM	Drawing	2	CIVIL -1	VENDOR	Approval
1832	6007-PLN-MBS-18-57-0011(1)	MISC. DETAILS	Drawing	2	CIVIL -1	VENDOR	Approval
1833	6007-PLN-MBS-18-57-0012	RAIL & POWER UNIT DETAILS	Drawing	2	CIVIL -1	VENDOR	Approval
1834	6007-PLN-MBS-18-57-0012(1)	MISC. DETAILS	Drawing	1	CIVIL -1	VENDOR	Approval
1835	6007-PLN-MBS-18-57-0013	ELEVATOR DATA	Drawing	2	CIVIL -1	VENDOR	Approval
1836	6007-PLN-MBS-18-57-0013(1)	MISC. DETAILS	Drawing	1	CIVIL -1	VENDOR	Approval
1837	6007-PLN-MBS-18-57-0014	ELEVATOR LATOUT	Drawing	2	CIVIL -1	VENDOR	Approval
1838	6007-PLN-MBS-18-57-0014(1)	1ST STORY ROOF FRAMING	Drawing	1	CIVIL -1	VENDOR	Approval
1839	6007-PLN-MBS-18-57-0015	ELEVATOR CAB	Drawing	2	CIVIL -1	VENDOR	Approval
1840	6007-PLN-MBS-18-57-0015(1)	2ND STORY ROOF FRAMING	Drawing	1	CIVIL -1	VENDOR	Approval
1841	6007-PLN-MBS-18-57-0016	ACCESS COMPLIANCE	Drawing	2	CIVIL -1	VENDOR	Approval
1842	6007-PLN-MBS-18-57-0016(1)	LADDER DETAILS	Drawing	1	CIVIL -1	VENDOR	Approval
1843	6007-PLN-MBS-18-60-0001	MECHANICAL LEGEND, NOTES & SCHEDULES	Drawing	1	CIVIL -1	VENDOR	Approval
1844	6007-PLN-MBS-18-60-0002	MECHANICAL PLAN (1st STORY)	Drawing	1	CIVIL -1	VENDOR	Approval
1845	6007-PLN-MBS-18-60-0003	MECHANICAL PLAN (2nd STORY)	Drawing	1	CIVIL -1	VENDOR	Approval
1846	6007-PLN-MBS-18-60-0004	MECHANICAL DETAILS	Drawing	1	CIVIL -1	VENDOR	Approval
1847	6007-PLN-MBS-18-82-0001	PLUMBING SUPPLY RISER DIAGRAMS	Drawing	1	CIVIL -1	VENDOR	Approval
1848	6007-PLN-MBS-18-82-0002	PLUMBING WASTE RISER DIAGRAMS	Drawing	1	CIVIL -1	VENDOR	Approval
1849	6007-PLN-MBS-18-82-0003	PLUMBING NOTES & DETAILS	Drawing	1	CIVIL -1	VENDOR	Approval
1850	6007-PLN-MBS-18-82-0004	2nd STORY PLUMBING	Drawing	1	CIVIL -1	VENDOR	Approval
1851	HVAC Anchorage Calc Sheet 1	NA	Calculation	NA	CIVIL -1	VENDOR	Approval
1852	HVAC Anchorage Calc Sheet 2	NA	Calculation	NA	CIVIL -1	VENDOR	Approval
1853	Structural Calculations	Structural Calculations	Calculation	NA	CIVIL -1	VENDOR	Approval
1854	Structural Response	Structural Response	Spec	NA	CIVIL -1	VENDOR	Approval
1855	Title 24 Electrical Calcs	Title 24 Electrical Calcs	Calculation	NA	CIVIL -1	VENDOR	Approval
1856	Title 24 Mech & Evelope Calcs	Title 24 Mech & Evelope Calcs	Calculation	NA	CIVIL -1	VENDOR	Approval
1857	6007-PLN-AGE-58-54-2690	Cover sheet	Drawing	1	CIVIL -1	VENDOR	Approval
1858	6007-PLN-AGE-58-54-2691	General Notes	Drawing	1	CIVIL -1	VENDOR	Approval
1859	6007-PLN-AGE-58-54-2692	Structure Steel, frames	Drawing	1	CIVIL -1	VENDOR	Approval
1860	6007-PLN-AGE-58-54-2693	Structure Steel, frames	Drawing	1	CIVIL -1	VENDOR	Approval
1861	6007-PLN-AGE-58-54-2694	Structure Steel, frames	Drawing	1	CIVIL -1	VENDOR	Approval
1862	6007-PLN-AGE-58-54-2695	Structure Steel, frames and details	Drawing	1	CIVIL -1	VENDOR	Approval
1863	6007-CAL-AGE-58-54-2690	Calculation report	Calculation	1	CIVIL -1	VENDOR	Approval
1864	6007-PLN-AGE-58-54-6690	Cover sheet	Drawing	1	CIVIL -1	VENDOR	Approval
1865	6007-PLN-AGE-58-54-6691	General Notes	Drawing	1	CIVIL -1	VENDOR	Approval
1866	6007-PLN-AGE-58-54-6692	Structure Steel, frames	Drawing	1	CIVIL -1	VENDOR	Approval
1867	6007-PLN-AGE-58-54-6693	Structure Steel, frames	Drawing	1	CIVIL -1	VENDOR	Approval
1868	6007-PLN-AGE-58-54-6694	Structure Steel, frames	Drawing	1	CIVIL -1	VENDOR	Approval
1869	6007-PLN-AGE-58-54-6695	Structure Steel, frames and details	Drawing	1	CIVIL -1	VENDOR	Approval
1870	6007-CAL-AGE-58-54-6690	Calculation report	Calculation	1	CIVIL -1	VENDOR	Approval
1871	6007-PLN-AGE-00-50-5001	General civil and structural notes	Drawing	3	CIVIL -1	VENDOR	Approval
1872	6007-PLN-AGE-00-50-5002	Typical Ladder, Safety cage, and safety gate details	Drawing	1	CIVIL -1	VENDOR	Approval
1873	6007-PLN-AGE-00-50-5003	Typical pipe handrail, stairway and grating detail	Drawing	2	CIVIL -1	VENDOR	Approval
1874	6007-CAL-AGE-00-52-4080	Calculations report	Calculation	1	CIVIL -1	VENDOR	Approval
1875	6007-PLN-AGE-00-52-4080	Cover sheet	Drawing	0	CIVIL -1	VENDOR	Approval
1876	6007-PLN-AGE-00-52-4081	General notes	Drawing	0	CIVIL -1	VENDOR	Approval
1877	6007-PLN-AGE-00-52-4082	Foundation Plan	Drawing	0	CIVIL -1	VENDOR	Approval
1878	6007-PLN-AGE-00-52-4083	Foundation Plan	Drawing	0	CIVIL -1	VENDOR	Approval
1879	6007-PLN-AGE-00-52-4084	Coordinates	Drawing	2	CIVIL -1	VENDOR	Approval
1880	6007-PLN-AGE-00-52-4085	Section & Details	Drawing	2	CIVIL -1	VENDOR	Approval
1881	6007-CAL-AGE-00-52-8080	Calculations report	Calculation	1	CIVIL -1	VENDOR	Approval
1882	6007-PLN-AGE-00-52-8080	Cover sheet	Drawing	0	CIVIL -1	VENDOR	Approval
1883	6007-PLN-AGE-00-52-8081	General notes	Drawing	0	CIVIL -1	VENDOR	Approval
1884	6007-PLN-AGE-00-52-8082	Foundation Plan	Drawing	0	CIVIL -1	VENDOR	Approval
1885	6007-PLN-AGE-00-52-8083	Foundation Plan	Drawing	0	CIVIL -1	VENDOR	Approval
1886	6007-PLN-AGE-00-52-8084	Coordinates	Drawing	2	CIVIL -1	VENDOR	Approval
1887	6007-PLN-AGE-00-52-8085	Section & Details	Drawing	1	CIVIL -1	VENDOR	Approval
1888	6007-PLN-AGE-00-52-8086	Section & Details	Drawing	1	CIVIL -1	VENDOR	Approval
1889	6007-CAL-AGE-58-54-2050	Calc report. Overplow pipe structure. Alpha	Calculation	0	CIVIL -1	VENDOR	Approval
1890	6007-PLN-AGE-58-54-2050	Cover sheet. Overplow pipe structure. Alpha	Drawing	0	CIVIL -1	VENDOR	Approval
1891	6007-PLN-AGE-58-54-2051	General notes. Overplow pipe structure. Alpha	Drawing	0	CIVIL -1	VENDOR	Approval
1892	6007-PLN-AGE-58-54-2052	Frames and details I. Overplow pipe structure. Alpha	Drawing	0	CIVIL -1	VENDOR	Approval
1893	6007-CAL-AGE-58-54-6050	Calc report. Overplow pipe structure. Beta	Calculation	0	CIVIL -1	VENDOR	Approval
1894	6007-PLN-AGE-58-54-6050	Cover sheet. Overplow pipe structure. Beta	Drawing	0	CIVIL -1	VENDOR	Approval
1895	6007-PLN-AGE-58-54-6051	General notes. Overplow pipe structure. Beta	Drawing	0	CIVIL -1	VENDOR	Approval
1896	6007-PLN-AGE-58-54-6052	Frames and details I. Overplow pipe structure. Beta	Drawing	0	CIVIL -1	VENDOR	Approval
1897	6007-CAL-AGE-58-52-2550	Calculation report for HTF Alpha-HTF Degradation Recycle Pumps MP-221 A/B	Calculation	2	CIVIL -1	VENDOR	Approval
1898	6007-CAL-AGE-58-52-6550	Calculation report for HTF Beta-HTF Degradation Recycle Pumps MP-221 A/B	Calculation	2	CIVIL -1	VENDOR	Approval
1899	6007-PLN-AGE-58-52-2550	Cover sheet Generating Station Alpha Centeral Plant HTF/Degradation Recycle Pumps	Drawing	2	CIVIL -1	VENDOR	Approval
1900	6007-PLN-AGE-58-52-2551	General notes Generating Station Alpha Centeral Plant HTF/Degradation Recycle Pumps	Drawing	2	CIVIL -1	VENDOR	Approval
1901	6007-PLN-AGE-58-52-2552	Foundation plan section and details-Alpha Central Plant HTF Degradation Recycle Pumps	Drawing	3	CIVIL -1	VENDOR	Approval
1902	6007-PLN-AGE-58-52-6550	Cover sheet Generating Station Beta Centeral Plant HTF/Degradation Recycle Pumps	Drawing	2	CIVIL -1	VENDOR	Approval
1903	6007-PLN-AGE-58-52-6551	General notes Generating Station Beta Centeral Plant HTF/Degradation Recycle Pumps	Drawing	2	CIVIL -1	VENDOR	Approval
1904	6007-PLN-AGE-58-52-6552	Foundation plan section and details Generating Station Beta Centeral Plant HTF/Degradation Recycle Pumps	Drawing	3	CIVIL -1	VENDOR	Approval
1905	6007-PLN-MBS-18-52-0001	FOUNDATION PLAN	Drawing	3	CIVIL -1	VENDOR	Approval
1906	6007-PLN-MBS-18-52-0002	FOUNDATION DETAILS & NOTES	Drawing	3	CIVIL -1	VENDOR	Approval
1907	6007-PLN-MBS-18-52-0003	FOUNDATION DETAILS	Drawing	3	CIVIL -1	VENDOR	Approval
1908	6007-PLN-MBS-18-52-0004	FOUNDATION DETAILS	Drawing	3	CIVIL -1	VENDOR	Approval
1909	6007-CAL-MBS-18-52-0001	FOUNDATION CALCULATIONS	Calculation	2	CIVIL -1	VENDOR	Approval
1910	Structural Response 7-15-13	RESPONSE LETTER	Spec	NA	CIVIL -1	VENDOR	Approval
1911	6007-PLN-MBS-18-57-0001	MODULAR ELEVATOR COVER SHEET	Drawing	2	CIVIL -1	VENDOR	Approval
1912	6007-PLN-MBS-18-57-0002	GENERAL NOTES & ABBREVIATIONS	Drawing	2	CIVIL -1	VENDOR	Approval
1913	6007-PLN-MBS-18-57-0003	FOUNDATION PLAN	Drawing	2	CIVIL -1	VENDOR	Approval
1914	6007-PLN-MBS-18-57-0004	FOUNDATION DETAILS	Drawing	2	CIVIL -1	VENDOR	Approval
1915	6007-PLN-MBS-18-57-0005	HOISTWAY ROOF PLAN	Drawing	2	CIVIL -1	VENDOR	Approval
1916	6007-PLN-MBS-18-57-0006	HOISTWAY & ROOF DETAILS	Drawing	2	CIVIL -1	VENDOR	Approval
1917	6007-PLN-MBS-18-57-0007	HOISTWAY CROSS SECTIONS	Drawing	2	CIVIL -1	VENDOR	Approval
1918	6007-PLN-MBS-18-57-0008	HOISTWAY DETAILS	Drawing	2	CIVIL -1	VENDOR	Approval
1919	6007-PLN-MBS-18-57-0009	MISCELLANEOUS DETAILS	Drawing	2	CIVIL -1	VENDOR	Approval
1920	6007-PLN-MBS-18-57-0010	HOISTWAY WALL PANELS	Drawing	2	CIVIL -1	VENDOR	Approval
1921	6007-PLN-MBS-18-57-0011	MODULAR EQUIPMENT ROOM	Drawing	2	CIVIL -1	VENDOR	Approval

ABENER TEYMA
MOJAVE

Compliance No.:	GEN-2					
Job :	Mojave Solar Project					
Date: 02/06/14	Description: Civil Master Drawing List					

Line No.	Sheet No.	Description	Type of Document	Revision Number	Applicable Condition of Certification	Vendor Supplied or EOR	Reason for Submittal
1922	6007-PLN-MBS-18-57-0012	RAIL & POWER UNIT DETAILS	Drawing	2	CIVIL -1	VENDOR	Approval
1923	6007-PLN-MBS-18-57-0013	ELEVATOR DATA	Drawing	2	CIVIL -1	VENDOR	Approval
1924	6007-PLN-MBS-18-57-0014	ELEVATOR LATOUT	Drawing	2	CIVIL -1	VENDOR	Approval
1925	6007-PLN-MBS-18-57-0015	ELEVATOR CAB	Drawing	2	CIVIL -1	VENDOR	Approval
1926	6007-PLN-MBS-18-57-0016	ACCESS COMPLIANCE	Drawing	2	CIVIL -1	VENDOR	Approval
1927	6007-CAL-MBS-18-57-0001	ELEVATOR CALCULATIONS	Calculation	1	CIVIL -1	VENDOR	Approval
1928	105879006 L Addendum 4 master	ADENDUM TO GEOTECHNICAL STUDY	Letter	NA	CIVIL -1	VENDOR	Approval
1929	105879006 L master	ADENDUM TO GEOTECHNICAL STUDY	Letter	NA	CIVIL -1	VENDOR	Approval
1930	6007-PLN-MBS-18-60-0001	MECHANICAL LEGEND, NOTES & SCHEDULES	Drawing	1	CIVIL -1	VENDOR	Approval
1931	6007-PLN-MBS-18-60-0002	MECHANICAL PLAN (1st STORY)	Drawing	1	CIVIL -1	VENDOR	Approval
1932	6007-PLN-MBS-18-60-0003	MECHANICAL PLAN (2nd STORY)	Drawing	1	CIVIL -1	VENDOR	Approval
1933	6007-PLN-MBS-18-60-0004	MECHANICAL DETAILS	Drawing	1	CIVIL -1	VENDOR	Approval
1934	6007-PLN-MBS-18-82-0001	PLUMBING SUPPLY RISER DIAGRAMS	Drawing	1	CIVIL -1	VENDOR	Approval
1935	6007-PLN-MBS-18-82-0002	PLUMBING WASTE RISER DIAGRAMS	Drawing	1	CIVIL -1	VENDOR	Approval
1936	6007-PLN-MBS-18-82-0003	PLUMBING NOTES & DETAILS	Drawing	1	CIVIL -1	VENDOR	Approval
1937	6007-PLN-MBS-18-82-0004	2nd STORY PLUMBING	Drawing	1	CIVIL -1	VENDOR	Approval
1938	6007-PLN-MBS-18-54-0001	COVER SHEET & BUILDING DATA	Drawing	2	CIVIL -1	VENDOR	Approval
1939	6007-PLN-MBS-18-54-0002	OVERALL STRUCTURAL KEY PLAN (LOWER STORY)	Drawing	3	CIVIL -1	VENDOR	Approval
1940	6007-PLN-MBS-18-54-0003	STRUCTURAL KEY PLANS (LOWER STORY)	Drawing	0	CIVIL -1	VENDOR	Approval
1941	6007-PLN-MBS-18-54-0004	STRUCTURAL KEY PLANS (LOWER STORY)	Drawing	0	CIVIL -1	VENDOR	Approval
1942	6007-PLN-MBS-18-54-0005	STRUCTURAL KEY PLANS (LOWER STORY)	Drawing	1	CIVIL -1	VENDOR	Approval
1943	6007-PLN-MBS-18-54-0006	OVERALL STRUCTURAL KEY PLAN (UPPER STORY)	Drawing	0	CIVIL -1	VENDOR	Approval
1944	6007-PLN-MBS-18-54-0007	STRUCTURAL KEY PLAN (UPPER STORY)	Drawing	0	CIVIL -1	VENDOR	Approval
1945	6007-PLN-MBS-18-54-0008	TYPICAL TRANSVERSE CROSS SECTION	Drawing	0	CIVIL -1	VENDOR	Approval
1946	6007-PLN-MBS-18-54-0009	TYPICAL LONGITUDINAL CROSS SECTION	Drawing	0	CIVIL -1	VENDOR	Approval
1947	6007-PLN-MBS-18-54-0010	TYPICAL FLOOR FRAMING DESIGN	Drawing	2	CIVIL -1	VENDOR	Approval
1948	6007-PLN-MBS-18-54-0011	TYPICAL FLOOR FRAMING DESIGN	Drawing	2	CIVIL -1	VENDOR	Approval
1949	6007-PLN-MBS-18-54-0012	AXLE & HITCH DESIGN	Drawing	0	CIVIL -1	VENDOR	Approval
1950	6007-PLN-MBS-18-54-0013	WALL FRAMING	Drawing	2	CIVIL -1	VENDOR	Approval
1951	6007-PLN-MBS-18-54-0014	ROOF FRAMING PLAN & DETAILS	Drawing	1	CIVIL -1	VENDOR	Approval
1952	6007-PLN-MBS-18-54-0015	ROOF FRAMING PLAN & DETAILS	Drawing	0	CIVIL -1	VENDOR	Approval
1953	6007-PLN-MBS-18-54-0016	ROOF FRAMING PLAN & DETAILS	Drawing	2	CIVIL -1	VENDOR	Approval
1954	6007-PLN-MBS-18-54-0017	UPPER TO LOWER STORY CONNECTION	Drawing	0	CIVIL -1	VENDOR	Approval
1955	6007-PLN-MBS-18-54-0018	INTERIOR STAIR CONSTRUCTION	Drawing	0	CIVIL -1	VENDOR	Approval
1956	6007-PLN-MBS-18-54-0019	EXTERIOR STAIR CONSTRUCTION	Drawing	2	CIVIL -1	VENDOR	Approval
1957	6007-PLN-MBS-18-40-0001	ELECTRICAL POWER PLAN (1sT STORY)	Drawing	1	CIVIL -1	VENDOR	Approval
1958	6007-PLN-MBS-18-40-0002	ELECTRICAL POWER PLAN (2nd STORY)	Drawing	1	CIVIL -1	VENDOR	Approval
1959	6007-PLN-MBS-18-40-0003	ELECTRICAL LIGHTING PLAN (1st STORY)	Drawing	1	CIVIL -1	VENDOR	Approval
1960	6007-PLN-MBS-18-40-0004	ELECTRICAL LIGHTING PLAN (2nd STORY)	Drawing	1	CIVIL -1	VENDOR	Approval
1961	6007-PLN-MBS-18-40-0005	ELECTRICAL NOTES, DETAILS, SINGLE LINE DIAGRAM & PANEL SCHEDULES	Drawing	1	CIVIL -1	VENDOR	Approval
1962	6007-CAL-MBS-18-60-0001	TITLE-24 MECHANICAL & ENVELOPE CALCS	Calculation	0	CIVIL -1	VENDOR	Approval
1963	6007-CAL-MBS-18-54-0001	STRUCTURAL CALCULATIONS	Calculation	2	CIVIL -1	VENDOR	Approval
1964	6007-CAL-MBS-18-40-0001	TITLE 24 ELECTRICAL CALCS	Calculation	0	CIVIL -1	VENDOR	Approval
1965	HVAC Anchorage Calc sheet 1	SEISMIC DESIGN CATEGORY	Calculation	NA	CIVIL -1	VENDOR	Approval
1966	HVAC Anchorage Calc sheet 2	SEISMIC ANCHARAGE OF HAVC UNITS	Calculation	NA	CIVIL -1	VENDOR	Approval
1967	Structural Calculations 4-18-13	STRUCTURAL DESIGN CALCULATIONS FOR TWO STORY COMMERCIAL MODULAR	Calculation	NA	CIVIL -1	VENDOR	Approval
1968	Title-24 Electrical Calcs	ABENGOA 2-STORY SOLAR FARM	Calculation	NA	CIVIL -1	VENDOR	Approval
1969	Title-24 Mech & Envelope Calcs	BUILDING ENERGY ANALYSIS REPORT	Calculation	NA	CIVIL -1	VENDOR	Approval
1970	6007-PLN-MBS-18-57-0001 [1]	Cover Sheet and Building Data	Drawing	1	CIVIL -1	VENDOR	Approval
1971	6007-PLN-MBS-18-57-0002 [1]	Floor Plan(1st story)	Drawing	2	CIVIL -1	VENDOR	Approval
1972	6007-PLN-MBS-18-57-0003 [1]	Floor Plan(2nd story)	Drawing	2	CIVIL -1	VENDOR	Approval
1973	6007-PLN-MBS-18-57-0004 [1]	General Notes & Details	Drawing	1	CIVIL -1	VENDOR	Approval
1974	6007-PLN-MBS-18-57-0005 [1]	Reflected Ceiling Plan (1st story)	Drawing	1	CIVIL -1	VENDOR	Approval
1975	6007-PLN-MBS-18-57-0006 [1]	Reflected Ceiling Plan (2nd story)	Drawing	1	CIVIL -1	VENDOR	Approval
1976	6007-PLN-MBS-18-57-0007 [1]	Reflected Ceiling Notes & Details	Drawing	1	CIVIL -1	VENDOR	Approval
1977	6007-PLN-MBS-18-57-0008 [1]	Exterior Elevations	Drawing	1	CIVIL -1	VENDOR	Approval
1978	6007-PLN-MBS-18-57-0009 [1]	Exterior Elevations	Drawing	1	CIVIL -1	VENDOR	Approval
1979	6007-PLN-MBS-18-57-0010 [1]	Roof Plan	Drawing	2	CIVIL -1	VENDOR	Approval
1980	6007-PLN-MBS-18-57-0011 [1]	Misc. Details	Drawing	2	CIVIL -1	VENDOR	Approval
1981	6007-PLN-MBS-18-57-0012 [1]	Misc. Details	Drawing	1	CIVIL -1	VENDOR	Approval
1982	6007-PLN-MBS-18-57-0013 [1]	Misc. Details	Drawing	1	CIVIL -1	VENDOR	Approval
1983	6007-PLN-MBS-18-57-0014 [1]	1st Story Roof Framing	Drawing	1	CIVIL -1	VENDOR	Approval
1984	6007-PLN-MBS-18-57-0015 [1]	2nd Story Roof Framing	Drawing	1	CIVIL -1	VENDOR	Approval
1985	6007-PLN-MBS-18-57-0016 [1]	Ladder Details	Drawing	1	CIVIL -1	VENDOR	Approval
1986	6007-CAL-AGE-67-52-4600	CALCULATION REPORT FOR 401A-CWR-01-CS95-54" PIPING SUPPORT FOUND. ALPHA PLANT	Calculation	2	CIVIL -1	VENDOR	Approval
1987	6007-PLN-AGE-67-52-4600	FIELD ALPHA 401A-CWR-01-CS95-54 PIPING SUPPORTS FOUNDATIONS. COVER SHEET	Drawing	1	CIVIL -1	VENDOR	Approval
1988	6007-PLN-AGE-67-52-4620	FIELD ALPHA 401A-CWR-01-CS95-54 PIPING SUPPORTS FOUNDATIONS. GENERAL NOTES	Drawing	0	CIVIL -1	VENDOR	Approval
1989	6007-PLN-AGE-67-52-4640	FIELD ALPHA 401A-CWR-01-CS95-54 PIPING SUPPORTS FOUNDATIONS. PLAN	Drawing	2	CIVIL -1	VENDOR	Approval
1990	6007-PLN-AGE-67-52-4641	FIELD ALPHA 401A-CWR-01-CS95-54 PIPING SUPPORTS FOUNDATIONS. COORDINATES	Drawing	2	CIVIL -1	VENDOR	Approval
1991	6007-PLN-AGE-67-52-4642	FIELD ALPHA 401A-CWR-01-CS95-54 PIPING SUPPORTS FOUNDATIONS. DETAILS	Drawing	2	CIVIL -1	VENDOR	Approval
1992	6007-PLN-AGE-67-52-4643	FIELD ALPHA 401A-CWR-01-CS95-54 PIPING SUPPORTS FOUNDATIONS. ANCHOR BOLTS	Drawing	0	CIVIL -1	VENDOR	Approval
1993	6007-CAL-AGE-67-52-8600	CALCULATION REPORT FOR 401A-CWR-01-CS95-54" PIPING SUPPORT FOUND. BETA PLANT	Calculation	2	CIVIL -1	VENDOR	Approval
1994	6007-PLN-AGE-67-52-8600	FIELD BETA 401A-CWR-01-CS95-54 PIPING SUPPORTS FOUNDATIONS. COVER SHEET	Drawing	1	CIVIL -1	VENDOR	Approval
1995	6007-PLN-AGE-67-52-8620	FIELD BETA 401A-CWR-01-CS95-54 PIPING SUPPORTS FOUNDATIONS. GENERAL NOTES	Drawing	0	CIVIL -1	VENDOR	Approval
1996	6007-PLN-AGE-67-52-8640	FIELD BETA 401A-CWR-01-CS95-54 PIPING SUPPORTS FOUNDATIONS. PLAN	Drawing	2	CIVIL -1	VENDOR	Approval
1997	6007-PLN-AGE-67-52-8641	FIELD BETA 401A-CWR-01-CS95-54 PIPING SUPPORTS FOUNDATIONS. COORDINATES	Drawing	2	CIVIL -1	VENDOR	Approval
1998	6007-PLN-AGE-67-52-8642	FIELD BETA 401A-CWR-01-CS95-54 PIPING SUPPORTS FOUNDATIONS. DETAILS	Drawing	2	CIVIL -1	VENDOR	Approval
1999	6007-PLN-AGE-67-52-8643	FIELD BETA 401A-CWR-01-CS95-54 PIPING SUPPORTS FOUNDATIONS. ANCHOR BOLTS	Drawing	0	CIVIL -1	VENDOR	Approval
2000	Plan Check Reply_STRUCT-1-30.00-PC2	Cooling Tower Piping Support Foundations	Letter	NA	CIVIL -1	VENDOR	Approval
2001	6007-CAL-AGE-67-52-4600	CALCULATION REPORT FOR 401A-CWR-01-CS95-54" PIPING SUPPORT FOUND. ALPHA PLANT	Calculation	2	CIVIL -1	VENDOR	Approval
2002	6007-PLN-AGE-67-52-4600	FIELD ALPHA 401A-CWR-01-CS95-54 PIPING SUPPORTS FOUNDATIONS. COVER SHEET	Drawing	1	CIVIL -1	VENDOR	Approval
2003	6007-PLN-AGE-67-52-4620	FIELD ALPHA 401A-CWR-01-CS95-54 PIPING SUPPORTS FOUNDATIONS. GENERAL NOTES	Drawing	0	CIVIL -1	VENDOR	Approval
2004	6007-PLN-AGE-67-52-4640	FIELD ALPHA 401A-CWR-01-CS95-54 PIPING SUPPORTS FOUNDATIONS. PLAN	Drawing	2	CIVIL -1	VENDOR	Approval
2005	6007-PLN-AGE-67-52-4641	FIELD ALPHA 401A-CWR-01-CS95-54 PIPING SUPPORTS FOUNDATIONS. COORDINATES	Drawing	2	CIVIL -1	VENDOR	Approval
2006	6007-PLN-AGE-67-52-4642	FIELD ALPHA 401A-CWR-01-CS95-54 PIPING SUPPORTS FOUNDATIONS. DETAILS	Drawing	2	CIVIL -1	VENDOR	Approval
2007	6007-PLN-AGE-67-52-4643	FIELD ALPHA 401A-CWR-01-CS95-54 PIPING SUPPORTS FOUNDATIONS. ANCHOR BOLTS	Drawing	0	CIVIL -1	VENDOR	Approval
2008	6007-CAL-AGE-67-52-8600	CALCULATION REPORT FOR 401A-CWR-01-CS95-54" PIPING SUPPORT FOUND. BETA PLANT	Calculation	2	CIVIL -1	VENDOR	Approval
2009	6007-PLN-AGE-67-52-8600	FIELD BETA 401A-CWR-01-CS95-54 PIPING SUPPORTS FOUNDATIONS. COVER SHEET	Drawing	1	CIVIL -1	VENDOR	Approval
2010	6007-PLN-AGE-67-52-8620	FIELD BETA 401A-CWR-01-CS95-54 PIPING SUPPORTS FOUNDATIONS. GENERAL NOTES	Drawing	0	CIVIL -1	VENDOR	Approval
2011	6007-PLN-AGE-67-52-8640	FIELD BETA 401A-CWR-01-CS95-54 PIPING SUPPORTS FOUNDATIONS. PLAN	Drawing	2	CIVIL -1	VENDOR	Approval
2012	6007-PLN-AGE-67-52-8641	FIELD BETA 401A-CWR-01-CS95-54 PIPING SUPPORTS FOUNDATIONS. COORDINATES	Drawing	2	CIVIL -1	VENDOR	Approval
2013	6007-PLN-AGE-67-52-8642	FIELD BETA 401A-CWR-01-CS95-54 PIPING SUPPORTS FOUNDATIONS. DETAILS	Drawing	2	CIVIL -1	VENDOR	Approval
2014	6007-PLN-AGE-67-52-8643	FIELD BETA 401A-CWR-01-CS95-54 PIPING SUPPORTS FOUNDATIONS. ANCHOR BOLTS	Drawing	0	CIVIL -1	VENDOR	Approval
2015	Plan Check Reply_STRUCT-1-30.00-PC2	Cooling Tower Piping Support Foundations	Letter	NA	CIVIL -1	VENDOR	Approval
2016	6007-CAL-AGE-00-52-2050	CALCULATION REPORT FOR I&C PANEL FOUNDATIONS. ALPHA PLANT	Calculation	0	CIVIL -1	VENDOR	Approval
2017	6007-PLN-AGE-00-52-2050	MOJAVE SOLAR PROJECT ALPHA PLANT I&C PANELS FOUNDATIONS. COVER SHEET	Drawing	0	CIVIL -1	VENDOR	Approval
2018	6007-PLN-AGE-00-52-2051	MOJAVE SOLAR PROJECT ALPHA PLANT I&C PANELS FOUNDATIONS. GENERAL NOTES	Drawing	0	CIVIL -1	VENDOR	Approval
2019	6007-PLN-AGE-00-52-2052	MOJAVE SOLAR PROJECT ALPHA PLANT I&C PANELS FOUNDATIONS. FOUNDATION PLAN	Drawing	0	CIVIL -1	VENDOR	Approval
2020	6007-PLN-AGE-00-52-2053	MOJAVE SOLAR PROJECT ALPHA PLANT I&C PANELS FOUNDATIONS. SECTION & DETAILS	Drawing	0	CIVIL -1	VENDOR	Approval
2021	6007-PLN-AGE-00-52-2054	MOJAVE SOLAR PROJECT ALPHA PLANT I&C PANELS FOUNDATIONS. SECTION & DETAILS	Drawing	0	CIVIL -1	VENDOR	Approval
2022	6007-CAL-AGE-00-52-6050	CALCULATION REPORT FOR I&C PANEL FOUNDATIONS. BETA PLANT	Calculation	0	CIVIL -1	VENDOR	Approval
2023	6007-PLN-AGE-00-52-6050	MOJAVE SOLAR PROJECT BETA PLANT I&C PANELS FOUNDATIONS. COVER SHEET	Drawing	0	CIVIL -1	VENDOR	Approval
2024	6007-PLN-AGE-00-52-6051	MOJAVE SOLAR PROJECT BETA PLANT I&C PANELS FOUNDATIONS. GENERAL NOTES	Drawing	0	CIVIL -1	VENDOR	Approval
2025	6007-PLN-AGE-00-52-6052	MOJAVE SOLAR PROJECT BETA PLANT I&C PANELS FOUNDATIONS. FOUNDATION PLAN	Drawing	0	CIVIL -1	VENDOR	Approval
2026	6007-PLN-AGE-00-52-6053	MOJAVE SOLAR PROJECT BETA PLANT I&C PANELS FOUNDATIONS. SECTION & DETAILS	Drawing	0	CIVIL -1	VENDOR	Approval
2027	6007-PLN-AGE-00-52-6054	MOJAVE SOLAR PROJECT BETA PLANT I&C PANELS FOUNDATIONS. SECTION & DETAILS	Drawing	0	CIVIL -1	VENDOR	Approval
2028	6007-PLN-AGE-74-54-2022	MOJAVE SOLAR PROJECT. ALPHA CENTRAL PLANT. CROSSING OVERFLOW & ULLAGE STRUCTURE. PLAN & BASE PLATE DETAILS	Drawing	3	CIVIL -1	VENDOR	Approval
2029	6007-PLN-AGE-74-54-2023	MOJAVE SOLAR PROJECT. ALPHA CENTRAL PLANT. CROSSING OVERFLOW & ULLAGE STRUCTURE. ELEVATIONS	Drawing	3	CIVIL -1	VENDOR	Approval
2030	6007-PLN-AGE-74-54-6022	MOJAVE SOLAR PROJECT. BETA CENTRAL PLANT. CROSSING OVERFLOW & ULLAGE STRUCTURE. PLAN & BASE PLATE DETAILS	Drawing	2	CIVIL -1	VENDOR	Approval
2031	6007-PLN-AGE-74-54-6023	MOJAVE SOLAR PROJECT. BETA CENTRAL PLANT. CROSSING OVERFLOW & ULLAGE STRUCTURE. ELEVATIONS	Drawing	2	CIVIL -1	VENDOR	Approval
2032	Explanation letter_STRUCT-1-18.02 Alpha & Beta Crossing-Ove	EXPLANATION LETTER	Letter	-	CIVIL -1	VENDOR	Approval
2033	6007-PLN-AGE-23-52-4040	Mojave Solar Project. Alpha Field Exitation Transformer #33 Foundation. Fouindation Plan & details	Drawing	3	CIVIL -1	VENDOR	Approval
2034	6007-PLN-AGE-23-52-8040	Mojave Solar Project. Beta Exitation Transformer #33 Foundation. Fouindation Plan & details	Drawing	3	CIVIL -1	VENDOR	Approval
2035	Check Reply_ Exitiation Transformer #33 Foundation	Exitiation Transformer #33 Foundation	Letter	NA	CIVIL -1	VENDOR	Approval
2036	6007-CAL-AGE-00-52-4080	Calculation Report for Miscellaneous Foundations central Plant Alpha Calculations report	Calculation	2	CIVIL -1	VENDOR	Approval
2037	6007-PLN-AGE-00-52-4080	Miscellaneous Foundations central Plant Alpha Cover sheet	Drawing	0	CIVIL -1	VENDOR	Approval
2038	6007-PLN-AGE-00-52-4081	Miscellaneous Foundations central Plant Alpha General notes	Drawing	0	CIVIL -1	VENDOR	Approval
2039	6007-PLN-AGE-00-52-4082	Miscellaneous Foundations central Plant Alpha Foundation Plan I	Drawing	0	CIVIL -1	VENDOR	Approval
2040	6007-PLN-AGE-00-52-4083	Miscellaneous Foundations central Plant Alpha Foundation Plan II	Drawing	0	CIVIL -1	VENDOR	Approval
2041	6007-PLN-AGE-00-52-4084	Miscellaneous Foundations central Plant Alpha Coordinates	Drawing	2	CIVIL -1	VENDOR	Approval
2042	6007-PLN-AGE-00-52-4085	Miscellaneous Foundations central Plant Alpha Section & Details	Drawing	2	CIVIL -1	VENDOR	Approval
2043	6007-CAL-AGE-00-52-8080	Calculation Report for Miscellaneous Foundations central Plant Alpha Calculations report	Calculation	2	CIVIL -1	VENDOR	Approval
2044	6007-PLN-AGE-00-52-8080	Miscellaneous Foundations central Plant Alpha Cover sheet	Drawing	0	CIVIL -1	VENDOR	Approval
2045	6007-PLN-AGE-00-52-8081	Miscellaneous Foundations central Plant Alpha General notes	Drawing	0	CIVIL -1	VENDOR	Approval
2046	6007-PLN-AGE-00-52-8082	Miscellaneous Foundations central Plant Alpha Foundation Plan I	Drawing	0	CIVIL -1	VENDOR	Approval

ABENER TEYMA
MOJAVE

Compliance No.:		GEN-2					
Job :		Mojave Solar Project					
Date: 02/06/14		Description: Civil Master Drawing List					
Line No.	Sheet No.	Description	Type of Document	Revision Number	Applicable Condition of Certification	Vendor Supplied or EOR	Reason for Submittal
2047	6007-PLN-AGE-00-52-8083	Miscellaneous Foundations central Plant Alpha Foundation Plan II	Drawing	0	CIVIL -1	VENDOR	Approval
2048	6007-PLN-AGE-00-52-8084	Miscellaneous Foundations central Plant Alpha Coordinates	Drawing	2	CIVIL -1	VENDOR	Approval
2049	6007-PLN-AGE-00-52-8085	Miscellaneous Foundations central Plant Alpha Section & Details I	Drawing	1	CIVIL -1	VENDOR	Approval
2050	6007-PLN-AGE-00-52-8086	Miscellaneous Foundations central Plant Alpha Section & Details II	Drawing	1	CIVIL -1	VENDOR	Approval
2051	Plan Check Reply_STRUCT-1-32.00 PC2	STRUC-1-32.00-A&B Miscellaneous Support Foundations-PC2	Letter	NA	CIVIL -1	VENDOR	Approval
2052	6007-CAL-AGE-67-54-4700	Calculation report for Utilities Cooling Tower Area Cable trays Support Structures Alpha Plant	Calculation	2	CIVIL -1	VENDOR	Approval
2053	6007-PLN-AGE-67-54-4700	Field Alpha Electric Tray supports structure Cover Sheet	Drawing	2	CIVIL -1	VENDOR	Approval
2054	6007-PLN-AGE-67-54-4720	Field Alpha Electric Trays supports structure General Notes	Drawing	2	CIVIL -1	VENDOR	Approval
2055	6007-PLN-AGE-67-54-4740	Field Alpha Electric Trays supports structure Plan View	Drawing	2	CIVIL -1	VENDOR	Approval
2056	6007-PLN-AGE-67-54-4741	Field Alpha Electric Trays supports structure Details	Drawing	3	CIVIL -1	VENDOR	Approval
2057	6007-CAL-AGE-67-54-8700	Calculation Report Utilities Cooling Tower Trays Support Structures Beta Calculation Report	Calculation	2	CIVIL -1	VENDOR	Approval
2058	6007-PLN-AGE-67-54-8700	Beta Field Electric trays supports structure Cover Sheet	Drawing	2	CIVIL -1	VENDOR	Approval
2059	6007-PLN-AGE-67-54-8720	Field Beta Electric trays supports structure General Notes	Drawing	2	CIVIL -1	VENDOR	Approval
2060	6007-PLN-AGE-67-54-8740	Field Beta Electric trays supports structure Plan View	Drawing	2	CIVIL -1	VENDOR	Approval
2061	6007-PLN-AGE-67-54-8741	Field Beta Electric trays supports structure Details	Drawing	3	CIVIL -1	VENDOR	Approval
2062	Plan Check Reply_STRUCT-1-35.00 PC1	Plan Check Reply_STRUCT-1-35.00 PC1	Letter	NA	CIVIL -1	VENDOR	Approval
2063	6007-PLN-AGE-58-52-3502	Mojave Solar Project. Alpha Plant. Electric trays support II foundation. Plan view and details	Drawing	3	CIVIL -1	VENDOR	Approval
2064	6007-PLN-AGE-58-54-3502	Mojave Solar Project. Alpha Plant. Electric trays support II steel structure. Plan view	Drawing	4	CIVIL -1	VENDOR	Approval
2065	6007-PLN-AGE-58-52-7502	Mojave Solar Project. Beta Plant. Electric trays support II foundation. Plan view and details	Drawing	4	CIVIL -1	VENDOR	Approval
2066	6007-PLN-AGE-58-54-7502	Mojave Solar Project. Beta Plant. Electric trays support II steel structure. Plan view	Drawing	4	CIVIL -1	VENDOR	Approval
2067	Plan Check Reply_STRUCT-1-31.00-A&B MV-317 Exhaust Suppo	Plan Check Reply_STRUCT-1-31.00	Letter	NA	CIVIL -1	VENDOR	Approval
2068	6007-PLN-ATP-00-50-5001	General Civil and Structural Notes	Drawing	3	CIVIL -1	VENDOR	Approval
2069	6007-CAL-AGE-25-52-4600	Calculation report for MV-317 Exhaust support foundation power block Alpha Plant	Calculation	2	CIVIL -1	VENDOR	Approval
2070	6007-CAL-AGE-25-52-8600	Calculation report for MV-317 Exhaust support foundation power block Beta Plant	Calculation	2	CIVIL -1	VENDOR	Approval
2071	6007-PLN-AGE-25-52-4600	Field Alpha MV-317 Exhaust support foundation Cover sheet	Drawing	2	CIVIL -1	VENDOR	Approval
2072	6007-PLN-AGE-25-52-4620	Field Alpha MV-317 Exhaust support foundation General Notes	Drawing	2	CIVIL -1	VENDOR	Approval
2073	6007-PLN-AGE-25-52-4640	Field Alpha MV-317 Exhaust support foundation Plan & Details	Drawing	3	CIVIL -1	VENDOR	Approval
2074	6007-PLN-AGE-25-52-8600	Field Beta MV-317 Exhaust support foundation Cover sheet	Drawing	3	CIVIL -1	VENDOR	Approval
2075	6007-PLN-AGE-25-52-8620	Field Beta MV-317 Exhaust support foundation General Notes	Drawing	2	CIVIL -1	VENDOR	Approval
2076	6007-PLN-AGE-25-52-8640	Field Beta MV-317 Exhaust support foundation Plan & Details	Drawing	3	CIVIL -1	VENDOR	Approval
2077	Appendix D	Appendix D	Letter	NA	CIVIL -1	VENDOR	Approval
2078	Plan Check Reply_STRUCT-1-31.00-A&B MV-317 Exhaust Suppo	Plan Check Reply_STRUCT-1-31.00-A&B MV-317 Exhaust Support Foundations-PC2	Letter	NA	CIVIL -1	VENDOR	Approval
2079	6007-PLN-ATP-00-50-5001	General Civil and Structural Notes	Drawing	3	CIVIL -1	VENDOR	Approval
2080	6007-CAL-AGE-25-54-4600	Calculation report for MV-317 Exhaust support structure Alpha Plant	Calculation	1	CIVIL -1	VENDOR	Approval
2081	6007-CAL-AGE-25-54-8600	Calculation report for MV-317 Exhaust support structure Beta Plant	Calculation	1	CIVIL -1	VENDOR	Approval
2082	6007-PLN-AGE-25-54-4600	Field Alpha MV-317 Exhaust support structure Cover sheet	Drawing	2	CIVIL -1	VENDOR	Approval
2083	6007-PLN-AGE-25-54-4620	Field Alpha MV-317 Exhaust support structure General Notes	Drawing	2	CIVIL -1	VENDOR	Approval
2084	6007-PLN-AGE-25-54-4640	Field Alpha MV-317 Exhaust support structure Plan & Details	Drawing	2	CIVIL -1	VENDOR	Approval
2085	6007-PLN-AGE-25-54-8600	Field Beta MV-317 Exhaust support structure Cover sheet	Drawing	2	CIVIL -1	VENDOR	Approval
2086	6007-PLN-AGE-25-54-8620	Field Beta MV-317 Exhaust support structure General Notes	Drawing	2	CIVIL -1	VENDOR	Approval
2087	6007-PLN-AGE-25-54-8640	Field Beta MV-317 Exhaust support structure Plan & Details	Drawing	2	CIVIL -1	VENDOR	Approval
2088	ASCE 7-05 12.9.4	Reports	Letter	NA	CIVIL -1	VENDOR	Approval
2089	Check fo welding	Check fo welding	Letter	NA	CIVIL -1	VENDOR	Approval
2090	6007-PLN-ATP-00-50-5001	General Civil and Structural Notes	Drawing	3	CIVIL -1	VENDOR	Approval
2091	6007-CAL-AGE-00-52-2000	CALCULATION REPORT FOR ELECTRICAL PANELS FOUNDATIONS. ALPHA PLANT	Calculation	3	CIVIL -1	VENDOR	Approval
2092	6007-PLN-AGE-00-52-2000	MOJAVE SOLAR PROJECT. ALPHA PLANT. ELECTRICAL PANELS FOUNDATIONS. COVER SHEET	Drawing	1	CIVIL -1	VENDOR	Approval
2093	6007-PLN-AGE-00-52-2001	MOJAVE SOLAR PROJECT. ALPHA PLANT. ELECTRICAL PANELS FOUNDATIONS. GENERAL NOTES	Drawing	2	CIVIL -1	VENDOR	Approval
2094	6007-PLN-AGE-00-52-2002	MOJAVE SOLAR PROJECT. ALPHA PLANT. ELECTRICAL PANELS FOUNDATIONS. FOUNDATION PLAN I	Drawing	2	CIVIL -1	VENDOR	Approval
2095	6007-PLN-AGE-00-52-2003	MOJAVE SOLAR PROJECT. ALPHA PLANT. ELECTRICAL PANELS FOUNDATIONS. FOUNDATION PLAN II	Drawing	2	CIVIL -1	VENDOR	Approval
2096	6007-PLN-AGE-00-52-2004	MOJAVE SOLAR PROJECT. ALPHA PLANT. ELECTRICAL PANELS FOUNDATIONS. FOUNDATION PLAN III	Drawing	2	CIVIL -1	VENDOR	Approval
2097	6007-PLN-AGE-00-52-2005	MOJAVE SOLAR PROJECT. ALPHA PLANT. ELECTRICAL PANELS FOUNDATIONS. FOUNDATION PLAN IV	Drawing	2	CIVIL -1	VENDOR	Approval
2098	6007-PLN-AGE-00-52-2006	MOJAVE SOLAR PROJECT. ALPHA PLANT. ELECTRICAL PANELS FOUNDATIONS. COORDINATES	Drawing	2	CIVIL -1	VENDOR	Approval
2099	6007-PLN-AGE-00-52-2007	MOJAVE SOLAR PROJECT. ALPHA PLANT. ELECTRICAL PANELS FOUNDATIONS. SECTIONS & DETAILS	Drawing	2	CIVIL -1	VENDOR	Approval
2100	6007-CAL-AGE-00-52-6000	CALCULATION REPORT FOR ELECTRICAL PANELS FOUNDATIONS. BETA PLANT	Calculation	3	CIVIL -1	VENDOR	Approval
2101	6007-PLN-AGE-00-52-6000	MOJAVE SOLAR PROJECT. BETA PLANT. ELECTRICAL PANELS FOUNDATIONS. COVER SHEET	Drawing	1	CIVIL -1	VENDOR	Approval
2102	6007-PLN-AGE-00-52-6001	MOJAVE SOLAR PROJECT. BETA PLANT. ELECTRICAL PANELS FOUNDATIONS. GENERAL NOTES	Drawing	2	CIVIL -1	VENDOR	Approval
2103	6007-PLN-AGE-00-52-6002	MOJAVE SOLAR PROJECT. BETA PLANT. ELECTRICAL PANELS FOUNDATIONS. FOUNDATION PLAN I	Drawing	2	CIVIL -1	VENDOR	Approval
2104	6007-PLN-AGE-00-52-6003	MOJAVE SOLAR PROJECT. BETA PLANT. ELECTRICAL PANELS FOUNDATIONS. FOUNDATION PLAN II	Drawing	2	CIVIL -1	VENDOR	Approval
2105	6007-PLN-AGE-00-52-6004	MOJAVE SOLAR PROJECT. BETA PLANT. ELECTRICAL PANELS FOUNDATIONS. FOUNDATION PLAN III	Drawing	2	CIVIL -1	VENDOR	Approval
2106	6007-PLN-AGE-00-52-6005	MOJAVE SOLAR PROJECT. BETA PLANT. ELECTRICAL PANELS FOUNDATIONS. FOUNDATION PLAN IV	Drawing	2	CIVIL -1	VENDOR	Approval
2107	6007-PLN-AGE-00-52-6006	MOJAVE SOLAR PROJECT. BETA PLANT. ELECTRICAL PANELS FOUNDATIONS. FOUNDATION PLAN V	Drawing	2	CIVIL -1	VENDOR	Approval
2108	6007-PLN-AGE-00-52-6007	MOJAVE SOLAR PROJECT. BETA PLANT. ELECTRICAL PANELS FOUNDATIONS. COORDINATES	Drawing	2	CIVIL -1	VENDOR	Approval
2109	6007-PLN-AGE-00-52-6008	MOJAVE SOLAR PROJECT. BETA PLANT. ELECTRICAL PANELS FOUNDATIONS. SECTIONS & DETAILS	Drawing	2	CIVIL -1	VENDOR	Approval
2110	6007-PLN-AGE-58-52-3500	Mojave Solar Project. Alpha Plant. Electric trays support II foundation. Cover sheet	Drawing	2	CIVIL -1	VENDOR	Approval
2111	6007-PLN-AGE-58-54-3500	Mojave Solar Project. Alpha Plant. Electric trays support II steel structure. Cover sheet	Drawing	2	CIVIL -1	VENDOR	Approval
2112	6007-PLN-AGE-58-52-3502	Mojave Solar Project. Alpha Plant. Electric trays support II foundation. Plan view and details	Drawing	3	CIVIL -1	VENDOR	Approval
2113	6007-PLN-AGE-58-54-3502	Mojave Solar Project. Alpha Plant. Electric trays support II steel structure. Plan view	Drawing	4	CIVIL -1	VENDOR	Approval
2114	6007-PLN-AGE-58-52-7500	Mojave Solar Project. Alpha Plant. Electric trays support II foundation. Cover sheet	Drawing	2	CIVIL -1	VENDOR	Approval
2115	6007-PLN-AGE-58-54-7500	Mojave Solar Project. Alpha Plant. Electric trays support II steel structure. Cover sheet	Drawing	2	CIVIL -1	VENDOR	Approval
2116	6007-PLN-AGE-58-52-7502	Mojave Solar Project. Beta Plant. Electric trays support II foundation. Plan view and details	Drawing	3	CIVIL -1	VENDOR	Approval
2117	6007-PLN-AGE-58-54-7502	Mojave Solar Project. Beta Plant. Electric trays support II steel structure. Plan view	Drawing	4	CIVIL -1	VENDOR	Approval
2118	Plan Check Reply_STRUCT-1-31.00-A&B MV-317 Exhaust Suppo	Explanation Letter	Letter	NA	CIVIL -1	VENDOR	Approval
2119	6007-PLN-ATP-00-50-5001	General Civil and Structural Notes	Drawing	3	CIVIL -1	VENDOR	Approval
2120	6007-CAL-CTS-23-52-1600s	Calculation Report Alpha	Calculation	n/a	CIVIL -1	VENDOR	Approval
2121	6007-CAL-CTS-23-52-6600s	Calculation Report Beta	Calculation	n/a	CIVIL -1	VENDOR	Approval
2122	6007-PLN-CTS-23-52-1600_R1S	Field Alpha. Transformer Foundation BLDG 22, 26, 27. General Structural Notes.	Drawing	1	CIVIL -1	VENDOR	Approval
2123	6007-PLN-CTS-23-52-1601-R2s	Field Alpha. Transformer Foundation BLDG 22, 26, 27. Foundation Plan.	Drawing	2	CIVIL -1	VENDOR	Approval
2124	6007-PLN-CTS-23-52-6600_R1s	Field Beta. Transformer Foundation BLDG 22, 26, 27. General Structural Notes.	Drawing	1	CIVIL -1	VENDOR	Approval
2125	6007-PLN-CTS-23-52-6601_R1s	Field Beta. Transformer Foundation BLDG 22, 26, 27. Foundation Plan.	Drawing	1	CIVIL -1	VENDOR	Approval
2126	B22 Transformer Location ALPHA	Transformer Location ALPHA	Letter	0	CIVIL -1	VENDOR	Approval
2127	B22 Transformer Location BETA	Transformer Location BETA	Letter	0	CIVIL -1	VENDOR	Approval
2128	B26 B27 Transformers Location ALPHA	Transformers Location ALPHA	Letter	0	CIVIL -1	VENDOR	Approval
2129	B26 B27 Transformers Location BETA	Transformers Location BETA	Letter	0	CIVIL -1	VENDOR	Approval
2130	6007-CAL-AGE-67-52-4700	Calculation report for Utilities. Cooling Tower area Electric trays supports foundations Alpha Plant	Calculation	1	CIVIL -1	VENDOR	Approval
2131	6007-PLN-AGE-67-52-4700	Field Alpha Electric trays supports foundation. Utilities. Cover sheet	Drawing	1	CIVIL -1	VENDOR	Approval
2132	6007-PLN-AGE-67-52-4720	Field Alpha Electric trays supports foundation. Utilities. General notes	Drawing	1	CIVIL -1	VENDOR	Approval
2133	6007-PLN-AGE-67-52-4740	Field Alpha Electric trays supports foundation. Utilities. Plan view	Drawing	1	CIVIL -1	VENDOR	Approval
2134	6007-PLN-AGE-67-52-4741	Field Alpha Electric trays supports foundation. Utilities. Details	Drawing	1	CIVIL -1	VENDOR	Approval
2135	6007-PLN-AGE-67-52-4742	Field Alpha Electric trays supports foundation. Utilities. Anchor bolts	Drawing	0	CIVIL -1	VENDOR	Approval
2136	6007-CAL-AGE-67-52-8700	Calculation report for Utilities. Cooling Tower area Electric trays supports foundations Beta Plant	Calculation	1	CIVIL -1	VENDOR	Approval
2137	6007-PLN-AGE-67-52-8700	Beta Field Electric trays support foundation. Utilities. Cover sheet	Drawing	1	CIVIL -1	VENDOR	Approval
2138	6007-PLN-AGE-67-52-8720	Field Beta Electric trays support foundation. Utilities. General notes	Drawing	1	CIVIL -1	VENDOR	Approval
2139	6007-PLN-AGE-67-52-8740	Field Beta Electric trays support foundation. Utilities. Plan view	Drawing	1	CIVIL -1	VENDOR	Approval
2140	6007-PLN-AGE-67-52-8741	Field Beta Electric trays support foundation. Utilities. Details	Drawing	1	CIVIL -1	VENDOR	Approval
2141	6007-PLN-AGE-67-52-8742	Field Beta Electric trays support foundation. Utilities. Anchor bolts	Drawing	0	CIVIL -1	VENDOR	Approval
2142	6007-CAL-AGE-00-54-2050	CALCULATION REPORT FOR I&C PANEL STRUCTURES. ALPHA PLANT	Calculation	0	CIVIL -1	VENDOR	Approval
2143	6007-PLN-AGE-00-54-2050	MOJAVE SOLAR PROJECT ALPHA PLANT I&C PANELS STEEL. COVER SHEET	Drawing	0	CIVIL -1	VENDOR	Approval
2144	6007-PLN-AGE-00-54-2051	MOJAVE SOLAR PROJECT ALPHA PLANT I&C PANELS STEEL. GENERAL NOTES	Drawing	0	CIVIL -1	VENDOR	Approval
2145	6007-PLN-AGE-00-54-2052	MOJAVE SOLAR PROJECT ALPHA PLANT I&C PANELS STEEL. STEEL PLAN V	Drawing	0	CIVIL -1	VENDOR	Approval
2146	6007-PLN-AGE-00-54-2053	MOJAVE SOLAR PROJECT ALPHA PLANT I&C PANELS STEEL. ICS TYPE 1. SECTION & DETAILS	Drawing	0	CIVIL -1	VENDOR	Approval
2147	6007-PLN-AGE-00-54-2054	MOJAVE SOLAR PROJECT ALPHA PLANT I&C PANELS STEEL. ICS TYPE 2 AND 3. SECTION & DETAILS	Drawing	0	CIVIL -1	VENDOR	Approval
2148	6007-PLN-AGE-00-54-2055	MOJAVE SOLAR PROJECT ALPHA PLANT I&C PANELS STEEL. ICS TYPE 4. SECTION & DETAILS	Drawing	0	CIVIL -1	VENDOR	Approval
2149	6007-CAL-AGE-00-54-6050	CALCULATION REPORT FOR I&C PANEL STRUCTURES. BETA PLANT	Calculation	0	CIVIL -1	VENDOR	Approval
2150	6007-PLN-AGE-00-54-6050	MOJAVE SOLAR PROJECT BETA PLANT I&C PANELS STEEL. COVER SHEET	Drawing	0	CIVIL -1	VENDOR	Approval
2151	6007-PLN-AGE-00-54-6051	MOJAVE SOLAR PROJECT BETA PLANT I&C PANELS STEEL. GENERAL NOTES	Drawing	0	CIVIL -1	VENDOR	Approval
2152	6007-PLN-AGE-00-54-6052	MOJAVE SOLAR PROJECT BETA PLANT I&C PANELS STEEL. STEEL PLAN V	Drawing	0	CIVIL -1	VENDOR	Approval
2153	6007-PLN-AGE-00-54-6053	MOJAVE SOLAR PROJECT BETA PLANT I&C PANELS STEEL. ICS TYPE 1. SECTION & DETAILS	Drawing	0	CIVIL -1	VENDOR	Approval
2154	6007-PLN-AGE-00-54-6054	MOJAVE SOLAR PROJECT BETA PLANT I&C PANELS STEEL. ICS TYPE 2 AND 3. SECTION & DETAILS	Drawing	0	CIVIL -1	VENDOR	Approval
2155	6007-PLN-AGE-00-54-6055	MOJAVE SOLAR PROJECT BETA PLANT I&C PANELS STEEL. ICS TYPE 4. SECTION & DETAILS	Drawing	0	CIVIL -1	VENDOR	Approval
2156	6007-PLN-AGE-25-52-4700	FIELD ALPHA ELECTRICAL TRAYS SUPPORT FOUNDATION POWER BLOCK COVER SHEET	Drawing	0	CIVIL -1	VENDOR	Approval
2157	6007-PLN-AGE-25-52-4720	FIELD ALPHA ELECTRICAL TRAYS SUPPORT FOUNDATION POWER BLOCK GENERAL NOTES	Drawing	0	CIVIL -1	VENDOR	Approval
2158	6007-PLN-AGE-25-52-4740	FIELD ALPHA ELECTRICAL TRAYS SUPPORT FOUNDATION POWER BLOCK FOUNDATION PLAN	Drawing	0	CIVIL -1	VENDOR	Approval
2159	6007-PLN-AGE-25-52-4741	FIELD ALPHA ELECTRICAL TRAYS SUPPORT FOUNDATION POWER BLOCK DETAILS TYPE 1.	Drawing	0	CIVIL -1	VENDOR	Approval
2160	6007-PLN-AGE-25-52-4742	FIELD ALPHA ELECTRICAL TRAYS SUPPORT FOUNDATION POWER BLOCK DETAILS TYPE 2.	Drawing	0	CIVIL -1	VENDOR	Approval
2161	6007-CAL-AGE-25-52-4700	CALCULATION REPORT FOR ELECTRICAL TRAYS SUPPORTS FOUNDATIONS POWER BLOCK ALPHA	Calculation	0	CIVIL -1	VENDOR	Approval
2162	6007-PLN-AGE-25-52-8700	FIELD BETA ELECTRICAL TRAYS SUPPORT FOUNDATION POWER BLOCK COVER SHEET	Drawing	0	CIVIL -1	VENDOR	Approval
2163	6007-PLN-AGE-25-52-8720	FIELD BETA ELECTRICAL TRAYS SUPPORT FOUNDATION POWER BLOCK GENERAL NOTES	Drawing	0	CIVIL -1	VENDOR	Approval
2164	6007-PLN-AGE-25-52-8740	FIELD BETA ELECTRICAL TRAYS SUPPORT FOUNDATION POWER BLOCK Structural PLAN	Drawing	0	CIVIL -1	VENDOR	Approval
2165	6007-PLN-AGE-25-52-8741	FIELD BETA ELECTRICAL TRAYS SUPPORT FOUNDATION POWER BLOCK DETAILS TYPE 1.	Drawing	0	CIVIL -1	VENDOR	Approval
2166	6007-PLN-AGE-25-52-8742	FIELD BETA ELECTRICAL TRAYS SUPPORT FOUNDATION POWER BLOCK DETAILS TYPE 2.	Drawing	0	CIVIL -1	VENDOR	Approval
2167	6007-CAL-AGE-25-52-8700	CALCULATION REPORT FOR ELECTRICAL TRAYS SUPPORTS FOUNDATIONS POWER BLOCK BETA	Calculation	0	CIVIL -1	VENDOR	Approval
2168	6007-PLN-AGE-25-54-4700	FIELD ALPHA ELECTRICAL TRAYS SUPPORT STEEL STRUCTURE POWER BLOCK COVER SHEET	Drawing	0	CIVIL -1	VENDOR	Approval
2169	6007-PLN-AGE-25-54-4720	FIELD ALPHA ELECTRICAL TRAYS SUPPORT STEEL STRUCTURE GENERAL NOTES	Drawing	0	CIVIL -1	VENDOR	Approval
2170	6007-PLN-AGE-25-54-4740	FIELD ALPHA ELECTRICAL TRAYS SUPPORT STEEL STRUCTURE STRUCTURAL PLAN VIEW	Drawing	0	CIVIL -1	VENDOR	Approval
2171	6007-PLN-AGE-25-54-4741	FIELD ALPHA ELECTRICAL TRAYS FRAME SUPPORT 1 DETAILS	Drawing	0	CIVIL -1	VENDOR	Approval

ABENER TEYMA
MOJAVE

Compliance No.:		GEN-2					
Job :		Mojave Solar Project					
Date: 02/06/14		Description: Civil Master Drawing List					
Line No.	Sheet No.	Description	Type of Document	Revision Number	Applicable Condition of Certification	Vendor Supplied or EOR	Reason for Submittal
2172	6007-PLN-AGE-25-54-4742	ELECTRICAL TRAYS FRAME SUPPORT (2,3, 4). DETAILS	Drawing	0	CIVIL -1	VENDOR	Approval
2173	6007-CAL-AGE-25-54-4700	CALCULATION REPORT FOR ELECTRICAL TRAYS SUPPORTS STEEL STRUCTURE POWER BLOCK ALPHA	Calculation	0	CIVIL -1	VENDOR	Approval
2174	6007-PLN-AGE-25-54-8700	FIELD BETA ELECTRICAL TRAYS SUPPORT STEEL STRUCTURE.POWER BLOCK.COVER SHEET	Drawing	0	CIVIL -1	VENDOR	Approval
2175	6007-PLN-AGE-25-54-8720	FIELD BETA ELECTRICAL TRAYS SUPPORT.STEEL STRUCTURE.GENERAL NOTES	Drawing	0	CIVIL -1	VENDOR	Approval
2176	6007-PLN-AGE-25-54-8740	FIELD BETA ELECTRICAL TRAYS SUPPORT STEEL STRUCTURE.STRUCTURAL PLAN VIEW	Drawing	0	CIVIL -1	VENDOR	Approval
2177	6007-PLN-AGE-25-54-8741	FIELD BETA ELECTRICAL TRAYS FRAME SUPPORT 1.DETAILS	Drawing	0	CIVIL -1	VENDOR	Approval
2178	6007-PLN-AGE-25-54-8742	ELECTRICAL TRAYS FRAME SUPPORT (2,3, 4). DETAILS	Drawing	0	CIVIL -1	VENDOR	Approval
2179	6007-CAL-AGE-25-54-8700	CALCULATION REPORT FOR ELECTRICAL TRAYS SUPPORTS STEEL STRUCTURE POWER BLOCK BETA	Calculation	0	CIVIL -1	VENDOR	Approval
2180	6007-PLN-AGE-40-52-4100-R06	Mojave Solar Project. Alpha plant. Water Treatment Building foundations. Cover sheet	Drawing	6	CIVIL -1	VENDOR	Approval
2181	6007-PLN-AGE-40-52-4140-R07	Mojave Solar Project. Alpha plant. Water Treatment Building foundations. Foundation plan	Drawing	7	CIVIL -1	VENDOR	Approval
2182	6007-PLN-AGE-40-52-4141-R07	Mojave Solar Project. Alpha plant. Water Treatment Building foundations. Mat bottom reinforcement	Drawing	7	CIVIL -1	VENDOR	Approval
2183	6007-PLN-AGE-40-52-4142-R07	Mojave Solar Project. Alpha plant. Water Treatment Building foundations. Mat top reinforcement	Drawing	7	CIVIL -1	VENDOR	Approval
2184	6007-PLN-AGE-40-52-4143-R05	Mojave Solar Project. Alpha plant. Water Treatment Building foundations. Extra top reinforcement	Drawing	5	CIVIL -1	VENDOR	Approval
2185	6007-PLN-AGE-40-52-4144-R05	Mojave Solar Project. Alpha plant. Water Treatment Building foundations. Extra bottom reinforcement	Drawing	5	CIVIL -1	VENDOR	Approval
2186	6007-PLN-AGE-40-52-4145-R05	Mojave Solar Project. Alpha plant. Water Treatment Building foundations. Mat reinforcement details	Drawing	5	CIVIL -1	VENDOR	Approval
2187	6007-PLN-AGE-40-52-4150-R05	Mojave Solar Project. Alpha plant. Water Treatment Building foundations. Drainage	Drawing	5	CIVIL -1	VENDOR	Approval
2188	6007-PLN-AGE-40-52-4160-R05	Mojave Solar Project. Alpha plant. Water Treatment Building foundations. Pier and rack supports anchor layout	Drawing	5	CIVIL -1	VENDOR	Approval
2189	6007-PLN-AGE-40-52-4161-R04	Mojave Solar Project. Alpha plant. Water Treatment Building foundations. Pier and rack supports detail	Drawing	4	CIVIL -1	VENDOR	Approval
2190	6007-PLN-AGE-40-52-4162-R04	Mojave Solar Project. Alpha plant. Water Treatment Building foundations. Assemblies and details	Drawing	4	CIVIL -1	VENDOR	Approval
2191	6007-PLN-AGE-40-52-4163-R05	Mojave Solar Project. Alpha plant. Water Treatment Building foundations. Skid and bench support layouts	Drawing	5	CIVIL -1	VENDOR	Approval
2192	6007-PLN-AGE-40-52-4164-R03	Mojave Solar Project. Alpha plant. Water Treatment Building foundations. Skid supports details	Drawing	3	CIVIL -1	VENDOR	Approval
2193	6007-PLN-AGE-40-52-4173-R05	Mojave Solar Project. Alpha plant. Water Treatment Building foundations. Skid supports layouts	Drawing	5	CIVIL -1	VENDOR	Approval
2194	6007-PLN-AGE-40-52-8100-R06	Mojave Solar Project. Beta plant. Water Treatment Building foundations. Cover sheet	Drawing	6	CIVIL -1	VENDOR	Approval
2195	6007-PLN-AGE-40-52-8140-R07	Mojave Solar Project. Beta plant. Water Treatment Building foundations. Foundation plan	Drawing	7	CIVIL -1	VENDOR	Approval
2196	6007-PLN-AGE-40-52-8141-R07	Mojave Solar Project. Beta plant. Water Treatment Building foundations. Mat bottom reinforcement	Drawing	7	CIVIL -1	VENDOR	Approval
2197	6007-PLN-AGE-40-52-8142-R07	Mojave Solar Project. Beta plant. Water Treatment Building foundations. Mat top reinforcement	Drawing	7	CIVIL -1	VENDOR	Approval
2198	6007-PLN-AGE-40-52-8143-R05	Mojave Solar Project. Beta plant. Water Treatment Building foundations. Extra top reinforcement	Drawing	5	CIVIL -1	VENDOR	Approval
2199	6007-PLN-AGE-40-52-8144-R05	Mojave Solar Project. Beta plant. Water Treatment Building foundations. Extra bottom reinforcement	Drawing	5	CIVIL -1	VENDOR	Approval
2200	6007-PLN-AGE-40-52-8145-R05	Mojave Solar Project. Beta plant. Water Treatment Building foundations. Mat reinforcement details	Drawing	5	CIVIL -1	VENDOR	Approval
2201	6007-PLN-AGE-40-52-8150-R05	Mojave Solar Project. Beta plant. Water Treatment Building foundations. Drainage	Drawing	5	CIVIL -1	VENDOR	Approval
2202	6007-PLN-AGE-40-52-8160-R05	Mojave Solar Project. Beta plant. Water Treatment Building foundations. Pier and rack supports anchor layout	Drawing	5	CIVIL -1	VENDOR	Approval
2203	6007-PLN-AGE-40-52-8161-R04	Mojave Solar Project. Beta plant. Water Treatment Building foundations. Pier and rack supports detail	Drawing	4	CIVIL -1	VENDOR	Approval
2204	6007-PLN-AGE-40-52-8162-R04	Mojave Solar Project. Beta plant. Water Treatment Building foundations. Assemblies and details	Drawing	4	CIVIL -1	VENDOR	Approval
2205	6007-PLN-AGE-40-52-8163-R05	Mojave Solar Project. Beta plant. Water Treatment Building foundations. Skid and bench support layouts	Drawing	5	CIVIL -1	VENDOR	Approval
2206	6007-PLN-AGE-40-52-8164-R03	Mojave Solar Project. Beta plant. Water Treatment Building foundations. Skid supports details	Drawing	3	CIVIL -1	VENDOR	Approval
2207	6007-PLN-AGE-40-52-8173-R05	Mojave Solar Project. Beta plant. Water Treatment Building foundations. Skid supports layouts	Drawing	5	CIVIL -1	VENDOR	Approval
2208	Explanation letter_STRUCT-1-17.00	Alpha and Beta Water Treatment foundation	Letter	n/a	CIVIL -1	VENDOR	Approval
2209	6007-PLN-ATP-00-50-5001	General Civil and Structural Notes	Drawing	3	CIVIL -1	VENDOR	Approval
2210	6007-CAL-AGE-67-52-4300	CALCULATION REPORT FOR WTP AREA. PIPE SUPPORT FOUNDATIONS. ALPHA PLANT	Calculation	3	CIVIL -1	VENDOR	Approval
2211	6007-PLN-AGE-67-52-4300	FIELD ALPHA. UTILITIES WTP PIPING SUPPORT FOUNDATIONS. COVER SHEET	Drawing	2	CIVIL -1	VENDOR	Approval
2212	6007-PLN-AGE-67-52-4320	FIELD ALPHA. UTILITIES WTP PIPING SUPPORT FOUNDATIONS. GENERAL NOTES	Drawing	2	CIVIL -1	VENDOR	Approval
2213	6007-PLN-AGE-67-52-4340	FIELD ALPHA. UTILITIES WTP PIPING SUPPORT FOUNDATIONS. FOUNDATION PLAN	Drawing	4	CIVIL -1	VENDOR	Approval
2214	6007-PLN-AGE-67-52-4341	FIELD ALPHA. UTILITIES WTP PIPING SUPPORT FOUNDATIONS. DETAILS	Drawing	3	CIVIL -1	VENDOR	Approval
2215	6007-PLN-AGE-67-52-4342	FIELD ALPHA. UTILITIES WTP PIPING SUPPORT FOUNDATIONS. COORDINATES	Drawing	4	CIVIL -1	VENDOR	Approval
2216	6007-CAL-AGE-67-52-8300	CALCULATION REPORT FOR WTP AREA. PIPE SUPPORT FOUNDATIONS. BETA PLANT	Calculation	3	CIVIL -1	VENDOR	Approval
2217	6007-PLN-AGE-67-52-8300	FIELD BETA. UTILITIES WTP PIPING SUPPORT FOUNDATIONS. COVER SHEET	Drawing	2	CIVIL -1	VENDOR	Approval
2218	6007-PLN-AGE-67-52-8320	FIELD BETA. UTILITIES WTP PIPING SUPPORT FOUNDATIONS. GENERAL NOTES	Drawing	2	CIVIL -1	VENDOR	Approval
2219	6007-PLN-AGE-67-52-8340	FIELD BETA. UTILITIES WTP PIPING SUPPORT FOUNDATIONS. FOUNDATION PLAN	Drawing	4	CIVIL -1	VENDOR	Approval
2220	6007-PLN-AGE-67-52-8341	FIELD BETA. UTILITIES WTP PIPING SUPPORT FOUNDATIONS. DETAILS	Drawing	3	CIVIL -1	VENDOR	Approval
2221	6007-PLN-AGE-67-52-8342	FIELD BETA. UTILITIES WTP PIPING SUPPORT FOUNDATIONS. COORDINATES	Drawing	4	CIVIL -1	VENDOR	Approval
2222	Plan Check Reply_STRUCT-1-34.00	REPLY LETTER STRUC-1-34.00-PC1	REPLY LETTER STRUC-1-34.00-PC1	NA	CIVIL -1	VENDOR	Approval
2223	6007-CAL-AGE-00-54-2000	CALCULATION REPORT FOR ELECTRICAL PANELS STEEL STRUCTURE. ALPHA PLANT	Calculation	2	CIVIL -1	VENDOR	Approval
2224	6007-PLN-AGE-00-54-2000	MOJAVE SOLAR PROJECT. ALPHA PLANT. ELECTRICAL PANELS STEEL. COVER SHEET	Drawing	1	CIVIL -1	VENDOR	Approval
2225	6007-PLN-AGE-00-54-2001	MOJAVE SOLAR PROJECT. ALPHA PLANT. ELECTRICAL PANELS STEEL. GENERAL NOTES	Drawing	2	CIVIL -1	VENDOR	Approval
2226	6007-PLN-AGE-00-54-2002	MOJAVE SOLAR PROJECT. ALPHA PLANT. ELECTRICAL PANELS STEEL. STEEL PLAN I	Drawing	2	CIVIL -1	VENDOR	Approval
2227	6007-PLN-AGE-00-54-2003	MOJAVE SOLAR PROJECT. ALPHA PLANT. ELECTRICAL PANELS STEEL. STEEL PLAN II	Drawing	2	CIVIL -1	VENDOR	Approval
2228	6007-PLN-AGE-00-54-2004	MOJAVE SOLAR PROJECT. ALPHA PLANT. ELECTRICAL PANELS STEEL. STEEL PLAN III	Drawing	2	CIVIL -1	VENDOR	Approval
2229	6007-PLN-AGE-00-54-2005	MOJAVE SOLAR PROJECT. ALPHA PLANT. ELECTRICAL PANELS STEEL. STEEL PLAN IV	Drawing	2	CIVIL -1	VENDOR	Approval
2230	6007-PLN-AGE-00-54-2006	MOJAVE SOLAR PROJECT. ALPHA PLANT. ELECTRICAL PANELS STEEL. ESA TYPE 1 AND 2. SECTIONS & DETAILS	Drawing	2	CIVIL -1	VENDOR	Approval
2231	6007-CAL-AGE-00-54-6000	CALCULATION REPORT FOR ELECTRICAL PANELS STEEL STRUCTURE. BETA PLANT	Calculation	3	CIVIL -1	VENDOR	Approval
2232	6007-PLN-AGE-00-54-6000	MOJAVE SOLAR PROJECT. BETA PLANT. ELECTRICAL PANELS STEEL. COVER SHEET	Drawing	2	CIVIL -1	VENDOR	Approval
2233	6007-PLN-AGE-00-54-6001	MOJAVE SOLAR PROJECT. BETA PLANT. ELECTRICAL PANELS STEEL. GENERAL NOTES	Drawing	2	CIVIL -1	VENDOR	Approval
2234	6007-PLN-AGE-00-54-6002	MOJAVE SOLAR PROJECT. BETA PLANT. ELECTRICAL PANELS STEEL. STEEL PLAN I	Drawing	2	CIVIL -1	VENDOR	Approval
2235	6007-PLN-AGE-00-54-6003	MOJAVE SOLAR PROJECT. BETA PLANT. ELECTRICAL PANELS STEEL. STEEL PLAN II	Drawing	2	CIVIL -1	VENDOR	Approval
2236	6007-PLN-AGE-00-54-6004	MOJAVE SOLAR PROJECT. BETA PLANT. ELECTRICAL PANELS STEEL. STEEL PLAN III	Drawing	2	CIVIL -1	VENDOR	Approval
2237	6007-PLN-AGE-00-54-6005	MOJAVE SOLAR PROJECT. BETA PLANT. ELECTRICAL PANELS STEEL. STEEL PLAN IV	Drawing	2	CIVIL -1	VENDOR	Approval
2238	6007-PLN-AGE-00-54-6006	MOJAVE SOLAR PROJECT. BETA PLANT. ELECTRICAL PANELS STEEL. STEEL PLAN V	Drawing	2	CIVIL -1	VENDOR	Approval
2239	6007-PLN-AGE-00-54-6007	MOJAVE SOLAR PROJECT. BETA PLANT. ELECTRICAL PANELS STEEL. ESB TYPE 1 AND 2. SECTIONS & DETAILS	Drawing	2	CIVIL -1	VENDOR	Approval
2240	6007-PLN-AGE-00-54-6008	MOJAVE SOLAR PROJECT. BETA PLANT. ELECTRICAL PANELS STEEL. EBSB. SECTIONS & DETAILS	Drawing	3	CIVIL -1	VENDOR	Approval
2241	6007-CAL-CTS-58-52-1400	Calculationn report HTF recirculation Pump Alpha	Calculation	Rev.0	CIVIL -1	VENDOR	Approval
2242	6007-CAL-CTS-58-52-1410	Calculationn report HTF Main Pump Alpha	Calculation	Rev.0	CIVIL -1	VENDOR	Approval
2243	6007-CAL-CTS-58-52-5400	Calculationn report HTF recirculation Pump Beta	Calculation	Rev.0	CIVIL -1	VENDOR	Approval
2244	6007-CAL-CTS-58-52-5410	Calculationn report HTF Main Pump Beta	Calculation	Rev.0	CIVIL -1	VENDOR	Approval
2245	6007-PLN-CTS-58-52-1400	Alpha Central Plant HTF/ Recirculation Pump A-MP-201 Anchor bolt Plan and Detail	Drawing	Rev.0	CIVIL -1	VENDOR	Approval
2246	6007-PLN-CTS-58-52-1410	Alpha Central Plant HTF/ Main Pump A-MP-200 A/B/C/D Anchor bolt Plan and Detail	Drawing	Rev.0	CIVIL -1	VENDOR	Approval
2247	6007-PLN-CTS-58-52-5400	Beta Central Plant HTF/ Recirculation Pump A-MP-201 Anchor bolt Plan and Detail	Drawing	Rev.0	CIVIL -1	VENDOR	Approval
2248	6007-PLN-CTS-58-52-5410	Beta Central Plant HTF/ Main Pump A-MP-200 A/B/C/D Anchor bolt Plan and Detail	Drawing	Rev.0	CIVIL -1	VENDOR	Approval
2249	6007-CAL-CTS-58-52-1450	MOJAVE SOLAR PROJECT ALPHA SITE HTF RECIRCULATION PUMP ANCHOR BOLT DESIGN	Calculation	1	CIVIL -1	VENDOR	Approval
2250	6007-CAL-CTS-58-52-1460	MOJAVE SOLAR PROJECT ALPHA SITE HTF MAIN PUMP ANCHOR BOLT DESIGN	Calculation	1	CIVIL -1	VENDOR	Approval
2251	6007-CAL-CTS-58-52-5450	MOJAVE SOLAR PROJECT BETA SITE HTF RECIRCULATION PUMP ANCHOR BOLT DESIGN	Calculation	1	CIVIL -1	VENDOR	Approval
2252	6007-CAL-CTS-58-52-5460	MOJAVE SOLAR PROJECT BETA SITE HTF MAIN PUMP ANCHOR BOLT DESIGN	Calculation	1	CIVIL -1	VENDOR	Approval
2253	6007-PLN-CTS-58-52-1450	MOJAVE GENERATING STATION ALPHA CENTRAL PLANT HTF RECIRCULATION PUMP A-MP-201 ANCHOR BOLT PLAN AND DETAIL	Drawing	1	CIVIL -1	VENDOR	Approval
2254	6007-PLN-CTS-58-52-1460	MOJAVE GENERATING STATION ALPHA CENTRAL PLANT HTF RECIRCULATION PUMP A-MP-200 A/B/C/D ANCHOR BOLT PLAN AND DETAIL	Drawing	1	CIVIL -1	VENDOR	Approval
2255	6007-PLN-CTS-58-52-5450	MOJAVE GENERATING STATION BETA CENTRAL PLANT HTF RECIRCULATION PUMP A-MP-201 ANCHOR BOLT PLAN AND DETAIL	Drawing	1	CIVIL -1	VENDOR	Approval
2256	6007-PLN-CTS-58-52-5460	MOJAVE GENERATING STATION BETA CENTRAL PLANT HTF RECIRCULATION PUMP A-MP-200 A/B/C/D ANCHOR BOLT PLAN AND DETAIL	Drawing	1	CIVIL -1	VENDOR	Approval
2257	6007-CAL-AGE-25-54-4600	Calculation report for MV-317 Exhaust support structure Alpha Plant	Calculation	1	CIVIL -1	VENDOR	Approval
2258	6007-CAL-AGE-25-54-8600	Calculation report for MV-317 Exhaust support structure Beta Plant	Calculation	1	CIVIL -1	VENDOR	Approval
2259	6007-PLN-AGE-25-54-4600	Field Alpha MV-317 Exhaust support structure Cover sheet	Drawing	2	CIVIL -1	VENDOR	Approval
2260	6007-PLN-AGE-25-54-4620	Field Alpha MV-317 Exhaust support structure General Notes	Drawing	3	CIVIL -1	VENDOR	Approval
2261	6007-PLN-AGE-25-54-4640	Field Beta MV-317 Exhaust support structure Plan, Elevations & Details	Drawing	2	CIVIL -1	VENDOR	Approval
2262	6007-PLN-AGE-25-54-8600	Field Beta MV-317 Exhaust support structure Cover sheet	Drawing	2	CIVIL -1	VENDOR	Approval
2263	6007-PLN-AGE-25-54-8620	Field Beta MV-317 Exhaust support structure General Notes	Drawing	3	CIVIL -1	VENDOR	Approval
2264	6007-PLN-AGE-25-54-8640	Field Beta MV-317 Exhaust support structure Plan, Elevations & Details	Drawing	2	CIVIL -1	VENDOR	Approval
2265	ASCE 7-05 12.9.4	MV-317 Exhaust Support Structure VJ1	V-317 Exhaust Support Structure V	NA	CIVIL -1	VENDOR	Approval
2266	Check for welding	Check for welding	Check for welding	NA	CIVIL -1	VENDOR	Approval
2267	Cover Letter-STRUC-1-31.01-PC1	STRUCT-1-31.01-A & B MV-317 Exhaust Support structure	1.01-A & B MV-317 Exhaust Suppo	NA	CIVIL -1	VENDOR	Approval
2268	Wind Load	Wind Load	Wind Load	NA	CIVIL -1	VENDOR	Approval
2269	6007-PLN-ATP-00-50-5001	General Civil and Structural Notes	Drawing	3	CIVIL -1	VENDOR	Approval
2270	6007-INF-AGE-25-60-4001	Stress Analysis Report Power Block Alpha Plant	Analysis Report Power Block Alpha	1	CIVIL -1	VENDOR	Approval
2271	6007-CAL-AGE-00-52-2050	CALCULATION REPORT FOR I&C PANEL FOUNDATIONS. ALPHA PLANT	Calculation	1	CIVIL -1	VENDOR	Approval
2272	6007-PLN-AGE-00-52-2050	MOJAVE SOLAR PROJECT ALPHA PLANT I&C PANELS FOUNDATIONS. COVER SHEET	Drawing	0	CIVIL -1	VENDOR	Approval
2273	6007-PLN-AGE-00-52-2051	MOJAVE SOLAR PROJECT ALPHA PLANT I&C PANELS FOUNDATIONS. GENERAL NOTES	Drawing	1	CIVIL -1	VENDOR	Approval
2274	6007-PLN-AGE-00-52-2052	MOJAVE SOLAR PROJECT ALPHA PLANT I&C PANELS FOUNDATIONS. FOUNDATION PLAN V	Drawing	1	CIVIL -1	VENDOR	Approval
2275	6007-PLN-AGE-00-52-2053	MOJAVE SOLAR PROJECT ALPHA PLANT I&C PANELS FOUNDATIONS. SECTION & DETAILS	Drawing	1	CIVIL -1	VENDOR	Approval
2276	6007-PLN-AGE-00-52-2054	MOJAVE SOLAR PROJECT ALPHA PLANT I&C PANELS FOUNDATIONS. SECTION & DETAILS	Drawing	1	CIVIL -1	VENDOR	Approval
2277	6007-CAL-AGE-00-52-6050	CALCULATION REPORT FOR I&C PANEL FOUNDATIONS. BETA PLANT	Calculation	1	CIVIL -1	VENDOR	Approval
2278	6007-PLN-AGE-00-52-6050	MOJAVE SOLAR PROJECT BETA PLANT I&C PANELS FOUNDATIONS. COVER SHEET	Drawing	0	CIVIL -1	VENDOR	Approval
2279	6007-PLN-AGE-00-52-6051	MOJAVE SOLAR PROJECT BETA PLANT I&C PANELS FOUNDATIONS. GENERAL NOTES	Drawing	1	CIVIL -1	VENDOR	Approval
2280	6007-PLN-AGE-00-52-6052	MOJAVE SOLAR PROJECT BETA PLANT I&C PANELS FOUNDATIONS. FOUNDATION PLAN V	Drawing	1	CIVIL -1	VENDOR	Approval
2281	6007-PLN-AGE-00-52-6053	MOJAVE SOLAR PROJECT BETA PLANT I&C PANELS FOUNDATIONS. SECTION & DETAILS	Drawing	1	CIVIL -1	VENDOR	Approval
2282	6007-PLN-AGE-00-52-6054	MOJAVE SOLAR PROJECT BETA PLANT I&C PANELS FOUNDATIONS. SECTION & DETAILS	Drawing	1	CIVIL -1	VENDOR	Approval
2283	Comment Letter	STRUC-1-41.00-A&B Instrumentation and Control Panels Foundations	A&B Instrumentation and Control Pa	na	CIVIL -1	VENDOR	Approval
2284	6007-CAL-AGE-67-52-4600	CALCULATION REPORT FOR 401A-CWR-01-CS95-54" PIPING SUPPORT FOUND. ALPHA PLANT	Calculation	3	CIVIL -1	VENDOR	Approval
2285	6007-PLN-AGE-67-52-4600	FIELD ALPHA 401A-CWR-01-CS95-54 PIPING SUPPORTS FOUNDATIONS. COVER SHEET	Drawing	1	CIVIL -1	VENDOR	Approval
2286	6007-PLN-AGE-67-52-4620	FIELD ALPHA 401A-CWR-01-CS95-54 PIPING SUPPORTS FOUNDATIONS. GENERAL NOTES	Drawing	0	CIVIL -1	VENDOR	Approval
2287	6007-PLN-AGE-67-52-4640	FIELD ALPHA 401A-CWR-01-CS95-54 PIPING SUPPORTS FOUNDATIONS. PLAN	Drawing	2	CIVIL -1	VENDOR	Approval
2288	6007-PLN-AGE-67-52-4641	FIELD ALPHA 401A-CWR-01-CS95-54 PIPING SUPPORTS FOUNDATIONS. COORDINATES	Drawing	2	CIVIL -1	VENDOR	Approval
2289	6007-PLN-AGE-67-52-4642	FIELD ALPHA 401A-CWR-01-CS95-54 PIPING SUPPORTS FOUNDATIONS. DETAILS	Drawing	3	CIVIL -1	VENDOR	Approval
2290	6007-PLN-AGE-67-52-4643	FIELD ALPHA 401A-CWR-01-CS95-54 PIPING SUPPORTS FOUNDATIONS. ANCHOR BOLTS	Drawing	0	CIVIL -1	VENDOR	Approval
2291	6007-CAL-AGE-67-52-8600	CALCULATION REPORT FOR 401A-CWR-01-CS95-54" PIPING SUPPORT FOUND. BETA PLANT	Calculation	3	CIVIL -1	VENDOR	Approval
2292	6007-PLN-AGE-67-52-8600	FIELD BETA 401A-CWR-01-CS95-54 PIPING SUPPORTS FOUNDATIONS. COVER SHEET	Drawing	1	CIVIL -1	VENDOR	Approval
2293	6007-PLN-AGE-67-52-8620	FIELD BETA 401A-CWR-01-CS95-54 PIPING SUPPORTS FOUNDATIONS. GENERAL NOTES	Drawing	0	CIVIL -1	VENDOR	Approval
2294	6007-PLN-AGE-67-52-8640	FIELD BETA 401A-CWR-01-CS95-54 PIPING SUPPORTS FOUNDATIONS. PLAN	Drawing	2	CIVIL -1	VENDOR	Approval
2295	6007-PLN-AGE-67-52-8641	FIELD BETA 401A-CWR-01-CS95-54 PIPING SUPPORTS FOUNDATIONS. COORDINATES	Drawing	3	CIVIL -1	VENDOR	Approval
2296	6007-PLN-AGE-67-52-8642	FIELD BETA 401A-CWR-01-CS95-54 PIPING SUPPORTS FOUNDATIONS. DETAILS	Drawing	3	CIVIL -1	VENDOR	Approval

Compliance No.:		GEN-2					
Job :		Mojave Solar Project					
Date: 02/06/14		Description: Civil Master Drawing List					
Line No.	Sheet No.	Description	Type of Document	Revision Number	Applicable Condition of Certification	Vendor Supplied or EOR	Reason for Submittal
2297	6007-PLN-AGE-67-52-8643	FIELD BETA 401A-CWR-01-CS95-54 PIPING SUPPORTS FOUNDATIONS. ANCHOR BOLTS	Drawing	0	CIVIL -1	VENDOR	Approval
2298	6007-PLN-AGE-25-52-4640	Field Alpha MV-317 Exhaust support foundation Plan & Details	Drawing	4	CIVIL -1	VENDOR	Approval
2299	6007-PLN-AGE-25-52-8640	Field Beta MV-317 Exhaust support foundation Plan & Details	Drawing	4	CIVIL -1	VENDOR	Approval
2300	Checks of column	Checks of Column B2	Checks of Column B2	NA	CIVIL -1	VENDOR	Approval
2301	STRUCT-1-31.00-A&B MV-317 Exhaust Support Foundations	Cover Letter	Cover Letter	NA	CIVIL -1	VENDOR	Approval
2302	6007-CAL-AGE-58-52-2550	Calculation report for HTF-Alpha Plant - HTF/Degradation Recycle Pumps MP-221 A/B Foundations	Calculation	2	CIVIL -1	VENDOR	Approval
2303	6007-PLN-AGE-58-52-2550	Mojave Generating Station Alpha Central Plant HTF/Degradation Recycle Pumps MP-221AB -Foundations Cover Sheet	Drawing	2	CIVIL -1	VENDOR	Approval
2304	6007-PLN-AGE-58-52-2551	Mojave Generating Station Alpha Central Plant HTF/Degradation Recycle Pumps MP-221AB -Foundations General Notes	Drawing	2	CIVIL -1	VENDOR	Approval
2305	6007-PLN-AGE-58-52-2552	Mojave Generating Station Alpha Central Plant HTF/Degradation Recycle Pumps MP-221AB -Foundations Plan, Sections & Details	Drawing	3	CIVIL -1	VENDOR	Approval
2306	6007-CAL-AGE-58-52-6550_R02	Calculation report for HTF- Beta Plant - HTF/Degradation Recycle Pumps MP-221 A/B Foundations	Calculation	2	CIVIL -1	VENDOR	Approval
2307	6007-PLN-AGE-58-52-6550_R02	Mojave Generating Station Beta Central Plant HTF/Degradation Recycle Pumps MP-221AB -Foundations Cover Sheet	Drawing	2	CIVIL -1	VENDOR	Approval
2308	6007-PLN-AGE-58-52-6551_R02	Mojave Generating Station Beta Central Plant HTF/Degradation Recycle Pumps MP-221AB -Foundations General Notes	Drawing	2	CIVIL -1	VENDOR	Approval
2309	6007-PLN-AGE-58-52-6552_R03	Mojave Generating Station Beta Central Plant HTF/Degradation Recycle Pumps MP-221AB -Foundations Plan, Sections & Details	Drawing	3	CIVIL -1	VENDOR	Approval
2310	Plan Check Reply_STRUCT-1-39.00 PC1	STRUC-1-39.00-A&B Degradation Pumps Foundations-PC1	00-A&B Degradation Pumps Foun	N/A	CIVIL -1	VENDOR	Approval
2311	6007-CAL-AGE-25-52-4800_R01	Calculation report for PB pipping Support Foundations.Alpha Plant	Calculation	1	CIVIL -1	VENDOR	Approval
2312	6007-PLN-AGE-25-52-4800-R02	Field Alpha PB pipping Support Foundations Cover Sheet	Drawing	2	CIVIL -1	VENDOR	Approval
2313	6007-PLN-AGE-25-52-4810-R02	Field Alpha PB pipping Support Foundationss General Notes	Drawing	2	CIVIL -1	VENDOR	Approval
2314	6007-PLN-AGE-25-52-4820-R02	Field Alpha PB pipping Support Foundations Plan View	Drawing	2	CIVIL -1	VENDOR	Approval
2315	6007-PLN-AGE-25-52-4830-R02	Field Alpha PB pipping Support Foundations Footing Details	Drawing	2	CIVIL -1	VENDOR	Approval
2316	6007-PLN-AGE-25-52-4831-R02	Field Alpha PB pipping Support Foundations Footing Details	Drawing	2	CIVIL -1	VENDOR	Approval
2317	6007-PLN-AGE-25-52-4840-R02	Field Alpha PB pipping Support Foundations Coordinates	Drawing	2	CIVIL -1	VENDOR	Approval
2318	6007-CAL-AGE-25-52-8800_R01	Calculation report for PB pipping Support Foundations.Beta Plant	Calculation	1	CIVIL -1	VENDOR	Approval
2319	6007-PLN-AGE-25-52-8800-R02	Field Beta PB pipping Support Foundations Cover Sheet	Drawing	2	CIVIL -1	VENDOR	Approval
2320	6007-PLN-AGE-25-52-8810-R02	Field Beta PB pipping Support Foundationss General Notes	Drawing	2	CIVIL -1	VENDOR	Approval
2321	6007-PLN-AGE-25-52-8820-R02	Field Beta PB pipping Support Foundations Plan View	Drawing	2	CIVIL -1	VENDOR	Approval
2322	6007-PLN-AGE-25-52-8830-R02	Field Beta PB pipping Support Foundations Footing Details	Drawing	2	CIVIL -1	VENDOR	Approval
2323	6007-PLN-AGE-25-52-8831-R02	Field Beta PB pipping Support Foundations Footing Details	Drawing	2	CIVIL -1	VENDOR	Approval
2324	6007-PLN-AGE-25-52-8840-R02	Field Beta PB pipping Support Foundations Coordinates	Drawing	2	CIVIL -1	VENDOR	Approval
2325	Plan Check Reply_STRUCT-1-40.00 PC1	Plan Check Reply_STRUCT-1-40.00 PC1	n Check Reply_STRUCT-1-40.00 P	n/a	CIVIL -1	VENDOR	Approval
2326	6007-PLN-AGE-00-50-C001	Anchor rod Assemblies and details	Drawing	1	CIVIL -1	VENDOR	Approval
2327	6007-PLN-AGE-00-50-S001	General civil and structural notes	Drawing	3	CIVIL -1	VENDOR	Approval
2328	6007-PLN-AGE-00-50-S002	Typical ladder,safety cage and safety gate details	Drawing	1	CIVIL -1	VENDOR	Approval
2329	6007-PLN-AGE-00-50-S003	Typical pipe handrail,stairway and grating detail	Drawing	1	CIVIL -1	VENDOR	Approval
2330	6007-CAL-AGE-00-52-2000	CALCULATION REPORT FOR ELECTRICAL PANELS FOUNDATIONS. ALPHA PLANT	Calculation	4	CIVIL -1	VENDOR	Approval
2331	6007-PLN-AGE-00-52-2000	MOJAVE SOLAR PROJECT. ALPHA PLANT. ELECTRICAL PANELS FOUNDATIONS. COVER SHEET	Drawing	2	CIVIL -1	VENDOR	Approval
2332	6007-PLN-AGE-00-52-2001	MOJAVE SOLAR PROJECT. ALPHA PLANT. ELECTRICAL PANELS FOUNDATIONS. GENERAL NOTES	Drawing	3	CIVIL -1	VENDOR	Approval
2333	6007-PLN-AGE-00-52-2002	MOJAVE SOLAR PROJECT. ALPHA PLANT. ELECTRICAL PANELS FOUNDATIONS. FOUNDATION PLAN I	Drawing	2	CIVIL -1	VENDOR	Approval
2334	6007-PLN-AGE-00-52-2003	MOJAVE SOLAR PROJECT. ALPHA PLANT. ELECTRICAL PANELS FOUNDATIONS. FOUNDATION PLAN II	Drawing	2	CIVIL -1	VENDOR	Approval
2335	6007-PLN-AGE-00-52-2004	MOJAVE SOLAR PROJECT. ALPHA PLANT. ELECTRICAL PANELS FOUNDATIONS. FOUNDATION PLAN III	Drawing	2	CIVIL -1	VENDOR	Approval
2336	6007-PLN-AGE-00-52-2005	MOJAVE SOLAR PROJECT. ALPHA PLANT. ELECTRICAL PANELS FOUNDATIONS. FOUNDATION PLAN IV	Drawing	2	CIVIL -1	VENDOR	Approval
2337	6007-PLN-AGE-00-52-2006	MOJAVE SOLAR PROJECT. ALPHA PLANT. ELECTRICAL PANELS FOUNDATIONS. COORDINATES	Drawing	2	CIVIL -1	VENDOR	Approval
2338	6007-PLN-AGE-00-52-2007	MOJAVE SOLAR PROJECT. ALPHA PLANT. ELECTRICAL PANELS FOUNDATIONS. SECTIONS & DETAILS	Drawing	2	CIVIL -1	VENDOR	Approval
2339	6007-CAL-AGE-00-52-6000	CALCULATION REPORT FOR ELECTRICAL PANELS FOUNDATIONS. BETA PLANT	Calculation	4	CIVIL -1	VENDOR	Approval
2340	6007-PLN-AGE-00-52-6000	MOJAVE SOLAR PROJECT. BETA PLANT. ELECTRICAL PANELS FOUNDATIONS. COVER SHEET	Drawing	1	CIVIL -1	VENDOR	Approval
2341	6007-PLN-AGE-00-52-6001	MOJAVE SOLAR PROJECT. BETA PLANT. ELECTRICAL PANELS FOUNDATIONS. GENERAL NOTES	Drawing	3	CIVIL -1	VENDOR	Approval
2342	6007-PLN-AGE-00-52-6002	MOJAVE SOLAR PROJECT. BETA PLANT. ELECTRICAL PANELS FOUNDATIONS. FOUNDATION PLAN I	Drawing	2	CIVIL -1	VENDOR	Approval
2343	6007-PLN-AGE-00-52-6003	MOJAVE SOLAR PROJECT. BETA PLANT. ELECTRICAL PANELS FOUNDATIONS. FOUNDATION PLAN II	Drawing	2	CIVIL -1	VENDOR	Approval
2344	6007-PLN-AGE-00-52-6004	MOJAVE SOLAR PROJECT. BETA PLANT. ELECTRICAL PANELS FOUNDATIONS. FOUNDATION PLAN III	Drawing	2	CIVIL -1	VENDOR	Approval
2345	6007-PLN-AGE-00-52-6005	MOJAVE SOLAR PROJECT. BETA PLANT. ELECTRICAL PANELS FOUNDATIONS. FOUNDATION PLAN IV	Drawing	2	CIVIL -1	VENDOR	Approval
2346	6007-PLN-AGE-00-52-6006	MOJAVE SOLAR PROJECT. BETA PLANT. ELECTRICAL PANELS FOUNDATIONS. FOUNDATION PLAN V	Drawing	2	CIVIL -1	VENDOR	Approval
2347	6007-PLN-AGE-00-52-6007	MOJAVE SOLAR PROJECT. BETA PLANT. ELECTRICAL PANELS FOUNDATIONS. COORDINATES	Drawing	2	CIVIL -1	VENDOR	Approval
2348	6007-PLN-AGE-00-52-6008	MOJAVE SOLAR PROJECT. BETA PLANT. ELECTRICAL PANELS FOUNDATIONS. SECTIONS & DETAILS	Drawing	2	CIVIL -1	VENDOR	Approval
2349	Plan Check Reply_STRUC-1-42.00	Plan Check Reply_STRUC-1-42.00	Plan Check Reply_STRUC-1-42.00	n/a	CIVIL -1	VENDOR	Approval
2350	6007-CAL-CTS-58-54-2100	MOJAVE SOLAR PROJECT ALPHA PLANT OVERFLOW PIPE STRUCTURE	Calculation	0	CIVIL -1	VENDOR	Approval
2351	6007-PLN-CTS-58-54-2100	FIELD ALPHA OVERFLOW PIPE PLATFORM. GENERAL STRUCTURAL NOTES	Drawing	0	CIVIL -1	VENDOR	Approval
2352	6007-PLN-CTS-58-54-2101	FIELD ALPHA OVERFLOW PIPE PLATFORM. FRAMING DETAILS	Drawing	0	CIVIL -1	VENDOR	Approval
2353	6007-PLN-CTS-58-54-2102	FIELD ALPHA OVERFLOW PIPE PLATFORM. MOMENT FRAME ELEVATIONS	Drawing	0	CIVIL -1	VENDOR	Approval
2354	6007-CAL-CTS-58-54-6100	MOJAVE SOLAR PROJECT BETA PLANT OVERFLOW PIPE STRUCTURE	Calculation	0	CIVIL -1	VENDOR	Approval
2355	6007-PLN-CTS-58-54-6100	FIELD BETA OVERFLOW PIPE PLATFORM. GENERAL STRUCTURAL NOTES	Drawing	0	CIVIL -1	VENDOR	Approval
2356	6007-PLN-CTS-58-54-6101	FIELD BETA OVERFLOW PIPE PLATFORM. FRAMING DETAILS	Drawing	0	CIVIL -1	VENDOR	Approval
2357	6007-PLN-CTS-58-54-6102	FIELD BETA OVERFLOW PIPE PLATFORM. MOMENT FRAME ELEVATIONS	Drawing	0	CIVIL -1	VENDOR	Approval
2358	6007-CAL-CTS-23-52-1600	Mojave Solar Project - Alpha Site Transformer Foundation and Anchorage Design Buildings 22, 26, and 27	Calculation	1	CIVIL -1	VENDOR	Approval
2359	6007-CAL-CTS-23-52-6600	Mojave Solar Project - Beta Site Transformer Foundation and Anchorage Design Buildings 22, 26, and 27	Calculation	1	CIVIL -1	VENDOR	Approval
2360	6007-PLN-CTS-23-52-1600	Field Alpha. Transformer Foundation BLDG 22, 26, 27. General Structural Notes.	Drawing	3	CIVIL -1	VENDOR	Approval
2361	6007-PLN-CTS-23-52-1601	Field Alpha. Transformer Foundation BLDG 22, 26, 27. Foundation Plan.	Drawing	3	CIVIL -1	VENDOR	Approval
2362	6007-PLN-CTS-23-52-6600	Field Beta. Transformer Foundation BLDG 22, 26, 27. General Structural Notes.	Drawing	3	CIVIL -1	VENDOR	Approval
2363	6007-PLN-CTS-23-52-6601	Field Beta. Transformer Foundation BLDG 22, 26, 27. Foundation Plan.	Drawing	3	CIVIL -1	VENDOR	Approval
2364	Plan Check Reply_STRUCT-1-43.00	Response Letter	Response Letter	NA	CIVIL -1	VENDOR	Approval
2365	6007-CAL-AGE-58-54-2300	MOJAVE SOLAR HTF FILTER ACCESS (ALPHA)	Calculation	0	CIVIL -1	VENDOR	Approval
2366	6007-PLN-AGE-58-54-2345	MOJAVE SOLAR PROJECT FIELD ALPHA HTF MAIN PUMPS FILTERS AUXILIARY PLATFORMS. COVER SHEETS	Drawing	0	CIVIL -1	VENDOR	Approval
2367	6007-PLN-AGE-58-54-2346	MOJAVE SOLAR PROJECT ALPHA PLANT HTF MAIN PUMPS FILTERS AUXILIARY PLATFORMS. GENERAL NOTES	Drawing	0	CIVIL -1	VENDOR	Approval
2368	6007-PLN-AGE-58-54-2347	MOJAVE SOLAR PROJECT. ALPHA PLANT HTF MAIN PUMPS FILTERS AUXILIARY PLATFORMS. PLATFORM 1. STRUCTURE STEEL, FRAMES	Drawing	0	CIVIL -1	VENDOR	Approval
2369	6007-PLN-AGE-58-54-2348	MOJAVE SOLAR PROJECT. ALPHA PLANT HTF MAIN PUMPS AUXILIARY PLATFORMS. PLATFORM 1. STRUCTURE STEEL, FRAMES	Drawing	0	CIVIL -1	VENDOR	Approval
2370	6007-PLN-AGE-58-54-2349	MOJAVE SOLAR PROJECT. ALPHA PLANT HTF MAIN PUMPS FILTERS AUXILIARY PLATFORMS. PLATFORM 2. STRUCTURE STEEL, FRAMES	Drawing	0	CIVIL -1	VENDOR	Approval
2371	6007-PLN-AGE-58-54-2350	MOJAVE SOLAR PROJECT. ALPHA PLANT HTF MAIN PUMPS FILTERS AUXILIARY PLATFORMS. PLATFORM 2. STRUCTURE STEEL, FRAMES	Drawing	0	CIVIL -1	VENDOR	Approval
2372	6007-PLN-AGE-58-54-2351	MOJAVE SOLAR PROJECT. ALPHA PLANT HTF MAIN PUMPS FILTERS AUXILIARY PLATFORMS. PLATFORM 3. STRUCTURE STEEL, FRAMES	Drawing	0	CIVIL -1	VENDOR	Approval
2373	6007-PLN-AGE-58-54-2352	MOJAVE SOLAR PROJECT. ALPHA PLANT HTF MAIN PUMPS FILTERS AUXILIARY PLATFORMS. PLATFORM 3. STRUCTURE STEEL, FRAMES	Drawing	0	CIVIL -1	VENDOR	Approval
2374	6007-PLN-AGE-58-54-2353	MOJAVE SOLAR PROJECT. ALPHA PLANT HTF MAIN PUMPS FILTERS AUXILIARY PLATFORMS. PLATFORM 4. STRUCTURE STEEL, FRAMES	Drawing	0	CIVIL -1	VENDOR	Approval
2375	6007-PLN-AGE-58-54-2354	MOJAVE SOLAR PROJECT. ALPHA HTF MAIN PUMPS FILTERS AUXILIARY PLATFORMS. PLATFORM 4. STRUCTURE STEEL, FRAMES	Drawing	0	CIVIL -1	VENDOR	Approval
2376	6007-PLN-AGE-58-54-2355	MOJAVE SOLAR PROJECT. ALPHA PLANT HTF MAIN PUMPS FILTERS AUXILIARY PLATFORMS. PLATFORM 5. STRUCTURE STEEL, FRAMES	Drawing	0	CIVIL -1	VENDOR	Approval
2377	6007-PLN-AGE-58-54-2356	MOJAVE SOLAR PROJECT. ALPHA PLANT HTF MAIN PUMPS FILTERS AUXILIARY PLATFORMS. PLATFORM 5. STRUCTURE STEEL, FRAMES	Drawing	0	CIVIL -1	VENDOR	Approval
2378	6007-PLN-AGE-58-54-2357	MOJAVE SOLAR PROJECT. ALPHA PLANT HTF MAIN PUMPS FILTERS AUXILIARY PLATFORMS. CONNECTION DETAILS	Drawing	0	CIVIL -1	VENDOR	Approval
2379	6007-PLN-AGE-58-54-2358	MOJAVE SOLAR PROJECT. ALPHA PLANT HTF MAIN PUMPS FILTERS AUXILIARY PLATFORMS. CONNECTION DETAILS	Drawing	0	CIVIL -1	VENDOR	Approval
2380	6007-PLN-AGE-58-54-2359	MOJAVE SOLAR PROJECT. ALPHA PLANT HTF MAIN PUMPS FILTERS AUXILIARY PLATFORMS. CONNECTION DETAILS	Drawing	0	CIVIL -1	VENDOR	Approval
2381	6007-CAL-AGE-58-54-6345	MOJAVE SOLAR HTF FILTER ACCESS (BETA)	Calculation	0	CIVIL -1	VENDOR	Approval
2382	6007-PLN-AGE-58-54-6345	MOJAVE SOLAR PROJECT FIELD BETA HTF MAIN PUMPS FILTERS AUXILIARY PLATFORMS. COVER SHEETS	Drawing	0	CIVIL -1	VENDOR	Approval
2383	6007-PLN-AGE-58-54-6346	MOJAVE SOLAR PROJECT. BETA HTF MAIN PUMPS FILTERS AUXILIARY PLATFORMS. GENERAL NOTES	Drawing	0	CIVIL -1	VENDOR	Approval
2384	6007-PLN-AGE-58-54-6347	MOJAVE SOLAR PROJECT. BETA PLANT HTF MAIN PUMPS FILTERS AUXILIARY PLATFORMS. PLATFORM 1. STRUCTURE STEEL, FRAMES	Drawing	0	CIVIL -1	VENDOR	Approval
2385	6007-PLN-AGE-58-54-6348	MOJAVE SOLAR PROJECT. BETA PLANT HTF MAIN PUMPS FILTERS AUXILIARY PLATFORMS. PLATFORM 1. STRUCTURE STEEL, FRAMES	Drawing	0	CIVIL -1	VENDOR	Approval
2386	6007-PLN-AGE-58-54-6349	MOJAVE SOLAR PROJECT. BETA PLANT HTF MAIN PUMPS FILTERS AUXILIARY PLATFORMS. PLATFORM 2. STRUCTURE STEEL, FRAMES	Drawing	0	CIVIL -1	VENDOR	Approval
2387	6007-PLN-AGE-58-54-6350	MOJAVE SOLAR PROJECT. BETA PLANT HTF MAIN PUMPS FILTERS AUXILIARY PLATFORMS. PLATFORM 2. STRUCTURE STEEL, FRAMES	Drawing	0	CIVIL -1	VENDOR	Approval
2388	6007-PLN-AGE-58-54-6351	MOJAVE SOLAR PROJECT. BETA PLANT HTF MAIN PUMPS FILTERS AUXILIARY PLATFORMS. PLATFORM 3. STRUCTURE STEEL, FRAMES	Drawing	0	CIVIL -1	VENDOR	Approval
2389	6007-PLN-AGE-58-54-6352	MOJAVE SOLAR PROJECT. BETA PLANT HTF MAIN PUMPS FILTERS AUXILIARY PLATFORMS. PLATFORM 3. STRUCTURE STEEL, FRAMES	Drawing	0	CIVIL -1	VENDOR	Approval
2390	6007-PLN-AGE-58-54-6353	MOJAVE SOLAR PROJECT. BETA PLANT HTF MAIN PUMPS FILTERS AUXILIARY PLATFORMS. PLATFORM 4. STRUCTURE STEEL, FRAMES	Drawing	0	CIVIL -1	VENDOR	Approval
2391	6007-PLN-AGE-58-54-6354	MOJAVE SOLAR PROJECT. BETA PLANT HTF MAIN PUMPS FILTERS AUXILIARY PLATFORMS. PLATFORM 4. STRUCTURE STEEL, FRAMES	Drawing	0	CIVIL -1	VENDOR	Approval
2392	6007-PLN-AGE-58-54-6355	MOJAVE SOLAR PROJECT. BETA PLANT HTF MAIN PUMPS FILTERS AUXILIARY PLATFORMS. PLATFORM 5. STRUCTURE STEEL, FRAMES	Drawing	0	CIVIL -1	VENDOR	Approval
2393	6007-PLN-AGE-58-54-6356	MOJAVE SOLAR PROJECT. BETA PLANT HTF MAIN PUMPS FILTERS AUXILIARY PLATFORMS. PLATFORM 5. STRUCTURE STEEL, FRAMES	Drawing	0	CIVIL -1	VENDOR	Approval
2394	6007-PLN-AGE-58-54-6357	MOJAVE SOLAR PROJECT. BETA PLANT HTF MAIN PUMPS FILTERS AUXILIARY PLATFORMS. CONNECTION DETAILS	Drawing	0	CIVIL -1	VENDOR	Approval
2395	6007-PLN-AGE-58-54-6358	MOJAVE SOLAR PROJECT. BETA PLANT HTF MAIN PUMPS FILTERS AUXILIARY PLATFORMS. CONNECTION DETAILS	Drawing	0	CIVIL -1	VENDOR	Approval
2396	6007-PLN-AGE-58-54-6359	MOJAVE SOLAR PROJECT. BETA PLANT HTF MAIN PUMPS FILTERS AUXILIARY PLATFORMS. CONNECTION DETAILS	Drawing	0	CIVIL -1	VENDOR	Approval
2397	6007-CAL-AGE-67-54-4300	CALCULATION REPORT FOR WTP AREA. PIPE SUPPORT FOUNDATIONS. ALPHA PLANT	Calculation	4	CIVIL -1	VENDOR	Approval
2398	6007-PLN-AGE-67-54-4340	FIELD ALPHA UTILITIES WTP PIPING SUPPORT FOUNDATIONS. FOUNDATION PLANS	Drawing	5	CIVIL -1	VENDOR	Approval
2399	6007-PLN-AGE-67-54-4341	FIELD ALPHA UTILITIES WTP PIPING SUPPORT FOUNDATIONS. DETAILS	Drawing	4	CIVIL -1	VENDOR	Approval
2400	6007-PLN-AGE-67-54-4342	FIELD ALPHA UTILITIES WTP PIPING SUPPORT FOUNDATIONS. COORDINATES	Drawing	5	CIVIL -1	VENDOR	Approval
2401	6007-CAL-AGE-67-54-8300	CALCULATION REPORT FOR WTP AREA. PIPE SUPPORT FOUNDATION. BETA PLANT	Calculation	4	CIVIL -1	VENDOR	Approval
2402	6007-PLN-AGE-67-54-8340	FIELD BETA UTILITIES WTP PIPING SUPPORT FOUNDATIONS. FOUNDATION PLANS	Drawing	5	CIVIL -1	VENDOR	Approval
2403	6007-PLN-AGE-67-54-8341	FIELD BETA UTILITIES WTP PIPING SUPPORT FOUNDATIONS. DETAILS	Drawing	4	CIVIL -1	VENDOR	Approval
2404	6007-PLN-AGE-67-54-8342	FIELD BETA UTILITIES WTP PIPING SUPPORT FOUNDATIONS. COORDINATES	Drawing	5	CIVIL -1	VENDOR	Approval
2405	Revision letter_CIVIL-1-34.00	REVISION MEMO	REVISION MEMO		CIVIL -1	VENDOR	Approval
2406	6007-CAL-AGE-67-52-4200	CALCULATION REPORT FOR UTILITIES.Cooling Tower AREA SUPPORTS FOUNDATIONS.ALPHA PLANT	Calculation	4	CIVIL -1	VENDOR	Approval
2407	6007-PLN-AGE-67-52-4200	FIELD ALPHA.CT PIPING SUPPORT FOUNDATION UTILITIES.COVER SHEET.	Drawing	5	CIVIL -1	VENDOR	Approval
2408	6007-PLN-AGE-67-52-4220	FIELD ALPHA.CT PIPING SUPPORT FOUNDATION UTILITIES.GENERAL NOTES.	Drawing	2	CIVIL -1	VENDOR	Approval
2409	6007-PLN-AGE-67-52-4240	FIELD ALPHA.CT PIPING SUPPORT FOUNDATION UTILITIES.PLAN VIEW.	Drawing	5	CIVIL -1	VENDOR	Approval
2410	6007-PLN-AGE-67-52-4241	FIELD ALPHA.CT PIPING SUPPORT FOUNDATION UTILITIES.DETAILS I.	Drawing	4	CIVIL -1	VENDOR	Approval
2411	6007-PLN-AGE-67-52-4242	FIELD ALPHA.CT PIPING SUPPORT FOUNDATION UTILITIES.DETAILS III.	Drawing	5	CIVIL -1	VENDOR	Approval
2412	6007-PLN-AGE-67-52-4243	FIELD ALPHA.CT PIPING SUPPORT FOUNDATION UTILITIES.FOUNDATION & ATE INFORMATIONS I.	Drawing	4	CIVIL -1	VENDOR	Approval
2413	6007-PLN-AGE-67-52-4244	FIELD ALPHA.CT PIPING SUPPORT FOUNDATION UTILITIES.FOUNDATION & ATE INFORMATIONS II.	Drawing	4	CIVIL -1	VENDOR	Approval
2414	6007-PLN-AGE-67-52-4245	FIELD ALPHA.CT PIPING SUPPORT FOUNDATION UTILITIES.COLUMN DETAILS.	Drawing	2	CIVIL -1	VENDOR	Approval
2415	6007-CAL-AGE-67-52-8200	CALCULATION REPORT FOR UTILITIES.Cooling Tower AREA SUPPORTS FOUNDATIONS.BETA PLANT	Calculation	4	CIVIL -1	VENDOR	Approval
2416	6007-PLN-AGE-67-52-8200	FIELD BETA.CT PIPING SUPPORT FOUNDATION UTILITIES.COVER SHEET.	Drawing	5	CIVIL -1	VENDOR	Approval
2417	6007-PLN-AGE-67-52-8220	FIELD BETA.CT PIPING SUPPORT FOUNDATION UTILITIES.GENERAL NOTES.	Drawing	2	CIVIL -1	VENDOR	Approval
2418	6007-PLN-AGE-67-52-8240	FIELD BETA.CT PIPING SUPPORT FOUNDATION UTILITIES.PLAN VIEW.	Drawing	5	CIVIL -1	VENDOR	Approval
2419	6007-PLN-AGE-67-52-8241	FIELD BETA.CT PIPING SUPPORT FOUNDATION UTILITIES.DETAILS I.	Drawing	4	CIVIL -1	VENDOR	Approval
2420	6007-PLN-AGE-67-52-8242	FIELD BETA.CT PIPING SUPPORT FOUNDATION UTILITIES.DETAILS III.	Drawing	5	CIVIL -1	VENDOR	Approval
2421	6007-PLN-AGE-67-52-8243	FIELD BETA.CT PIPING SUPPORT FOUNDATION UTILITIES.FOUNDATION & PLATE INFORMATIONS I.	Drawing	4	CIVIL -1	VENDOR	Approval

Compliance No.:		GEN-2					
Job :		Mojave Solar Project					
Date: 02/06/14		Description: Civil Master Drawing List					
Line No.	Sheet No.	Description	Type of Document	Revision Number	Applicable Condition of Certification	Vendor Supplied or EOR	Reason for Submittal
2422	6007-PLN-AGE-67-52-8244	FIELD BETA.CT PIPING SUPPORT FOUNDATION UTILITIES.FOUNDATION & ATE INFORMATIONS II.	Drawing	4	CIVIL -1	VENDOR	Approval
2423	6007-PLN-AGE-67-52-8245	FIELD BETA.CT PIPING SUPPORT FOUNDATION UTILITIES.COLUMN DETAILS.	Drawing	2	CIVIL -1	VENDOR	Approval
2424	Plan Check Reply_STRUCT-1-39.00 PC2	Revision Letter	Revision Letter	NA	CIVIL -1	VENDOR	Approval
2425	Therminol_VP-1 Red Mark	Vapour Phase Liquid Phase Heat Transfer Fluid- Calculation	e Liquid Phase Heat Transfer Fluid-	NA	CIVIL -1	VENDOR	Approval
2426	6007-CAL-CTS-26-52-2200	Earthing resistor foundation and anchor design. Calculation report. Alpha plant	Calculation	0	CIVIL -1	VENDOR	Approval
2427	6007-CAL-CTS-26-52-6200	Earthing resistor foundation and anchor design. Calculation report. Beta plant	Calculation	0	CIVIL -1	VENDOR	Approval
2428	6007-PLN-CTS-26-52-2200	FIELD ALPHA.Earthing resistor foundation. GENERAL STRUCTURAL NOTES	Drawing	0	CIVIL -1	VENDOR	Approval
2429	6007-PLN-CTS-26-52-6200	FIELD Beta.Earthing resistor foundation. GENERAL STRUCTURAL NOTES	Drawing	0	CIVIL -1	VENDOR	Approval
2430	6007-CAL-AGE-67-52-4300	Calculation report for WTP Area Pipe Support Foundations Alpha Plant	Calculation	1	CIVIL -1	VENDOR	Approval
2431	6007-PLN-AGE-67-52-4340	Field Alpha Utilities WTP Piping Support Foundations Foundation Plan	Drawing	1	CIVIL -1	VENDOR	Approval
2432	6007-PLN-AGE-67-52-4341	Field Alpha Utilites WTP Pipping Support Foundations Details	Drawing	1	CIVIL -1	VENDOR	Approval
2433	6007-PLN-AGE-67-52-4342	Field Alpha Utilites WTP Pipping Support Foundations Coordinates	Drawing	1	CIVIL -1	VENDOR	Approval
2434	6007-CAL-AGE-67-52-8300	Calculation report for WTP Area Pipe Support Foundations Beta Plant	Calculation	1	CIVIL -1	VENDOR	Approval
2435	6007-PLN-AGE-67-52-8340	Field Beta Utilites WTP Pipping Support Foundations Foundation Plan	Drawing	1	CIVIL -1	VENDOR	Approval
2436	6007-PLN-AGE-67-52-8341	Field Beta Utilites WTP Pipping Support Foundations Details	Drawing	1	CIVIL -1	VENDOR	Approval
2437	6007-PLN-AGE-67-52-8342	Field Beta Utilites WTP Pipping Support Foundations Coordinates	Drawing	1	CIVIL -1	VENDOR	Approval
2438	Plan Check Reply STRUCT-1-34.00X1 PC1	STRUC-1-34.00X1, A&B WTP Area Pipping Support Foundations-PC1	Check Reply STRUCT-1-34.00X1 F	1	CIVIL -1	VENDOR	Approval
2439	6007-CAL-AGE-25-52-4700	Calculation report for Electric trays supports foundations. Power block. Alpha Plant	Calculation	1	CIVIL -1	VENDOR	Approval
2440	6007-PLN-AGE-25-52-4700	FIELD ALPHA.ELECTRICAL TRAYS SUPPORT FOUNDATION.POWER BLOCK.COVER SHEET	Drawing	1	CIVIL -1	VENDOR	Approval
2441	6007-PLN-AGE-25-52-4720	FIELD ALPHA.ELECTRICAL TRAYS SUPPORT FOUNDATION.POWER BLOCK.GENERAL NOTES	Drawing	1	CIVIL -1	VENDOR	Approval
2442	6007-PLN-AGE-25-52-4740	FIELD ALPHA.ELECTRICAL TRAYS SUPPORT POWER BLOCK.FOUNDATION PLAN	Drawing	1	CIVIL -1	VENDOR	Approval
2443	6007-PLN-AGE-25-52-4241	FIELD ALPHA.POWER BLOCK ELECTRICAL TRAYS SUPPORT FOUNDATION. DETAILS FDN01 . TYPE 1.	Drawing	1	CIVIL -1	VENDOR	Approval
2444	6007-PLN-AGE-25-52-4242	FIELD ALPHA.POWER BLOCK ELECTRICAL TRAYS SUPPORT FOUNDATION DETAILS FDN02, FDN03, FDN04. TYPE 2.	Drawing	1	CIVIL -1	VENDOR	Approval
2445	6007-CAL-AGE-25-52-8700	Calculation report for Electric trays supports foundations. Power block. Beta Plant	Calculation	1	CIVIL -1	VENDOR	Approval
2446	6007-PLN-AGE-25-52-8700	BETA FIELD .ELECTRICAL TRAYS SUPPORT FOUNDATION.POWER BLOCK.COVER SHEET	Drawing	1	CIVIL -1	VENDOR	Approval
2447	6007-PLN-AGE-25-52-8720	FIELD BETA.ELECTRICAL TRAYS SUPPORT FOUNDATION.POWER BLOCK.GENERAL NOTES	Drawing	1	CIVIL -1	VENDOR	Approval
2448	6007-PLN-AGE-25-52-8740	FIELD BETA.ELECTRICAL TRAYS SUPPORT FOUNDATION STRUCTURAL PLAN	Drawing	1	CIVIL -1	VENDOR	Approval
2449	6007-PLN-AGE-25-52-8741	FIELD BETA. POWER BLOCK.ELECTRICAL TRAYS SUPPORT FOUNDATION.DETAILS FDN01 . TYPE 1.	Drawing	1	CIVIL -1	VENDOR	Approval
2450	6007-PLN-AGE-25-52-8742	FIELD BETA.POWER BLOCK.ELECTRICAL TRAYS SUPPORT FOUNDATION.DETAILS FDN02, FDN03, FDN04. TYPE 2.	Drawing	1	CIVIL -1	VENDOR	Approval
2451	6007-CAL-AGE-25-54-4700	Calculation report for Cable trays supports structures. Alpha Plant	Calculation	1	CIVIL -1	VENDOR	Approval
2452	6007-PLN-AGE-25-54-4700	FIELD ALPHA.ELECTRICAL TRAYS SUPPORT. STEEL STRUCTURE.COVER SHEET	Drawing	0	CIVIL -1	VENDOR	Approval
2453	6007-PLN-AGE-25-54-4720	FIELD ALPHA.ELECTRICAL TRAYS SUPPORT. STEEL STRUCTURE. GENERAL NOTES	Drawing	1	CIVIL -1	VENDOR	Approval
2454	6007-PLN-AGE-25-54-4740	FIELD ALPHA.ELECTRICAL TRAYS SUPPORT. STEEL STRUCTURE. STRUCTURAL PLAN VIEW	Drawing	0	CIVIL -1	VENDOR	Approval
2455	6007-PLN-AGE-25-54-4741	FIELD ALPHA.ELECTRICAL TRAYS FRAME SUPPORT 1. DETAILS	Drawing	1	CIVIL -1	VENDOR	Approval
2456	6007-PLN-AGE-25-54-4742	FIELD ALPHA.ELECTRICAL TRAYS FRAME SUPPORT (2,3&4). DETAILS	Drawing	1	CIVIL -1	VENDOR	Approval
2457	6007-CAL-AGE-25-54-8700	Calculation report for Cable trays supports structures. Beta Plant	Calculation	1	CIVIL -1	VENDOR	Approval
2458	6007-PLN-AGE-25-54-8700	BETA FIELD .ELECTRICAL TRAYS SUPPORT. STEEL STRUCTURE.COVER SHEET	Drawing	0	CIVIL -1	VENDOR	Approval
2459	6007-PLN-AGE-25-54-8720	FIELD BETA.ELECTRICAL TRAYS SUPPORT. STEEL STRUCTURE. GENERAL NOTES	Drawing	1	CIVIL -1	VENDOR	Approval
2460	6007-PLN-AGE-25-54-8740	FIELD BETA.ELECTRICAL TRAYS SUPPORT. STEEL STRUCTURE. STRUCTURAL PLAN VIEW	Drawing	0	CIVIL -1	VENDOR	Approval
2461	6007-PLN-AGE-25-54-8741	FIELD BETA.ELECTRICAL TRAYS FRAME SUPPORT 1. DETAILS	Drawing	1	CIVIL -1	VENDOR	Approval
2462	6007-PLN-AGE-25-54-8742	FIELD BETA.ELECTRICAL TRAYS FRAME SUPPORT (2,3&4). DETAILS	Drawing	1	CIVIL -1	VENDOR	Approval
2463	Plan Check Reply_STRUC-1-44.00	STRUC-1-44.00-A&B Cable Trays Support Structures-PC1	41515	na	CIVIL -1	VENDOR	Approval
2464	6007-PLN-ATM-00-70-0001_SH1	General Instrumentation Hook-Ups Diagrams Cover	Drawing	0	CIVIL -1	VENDOR	Approval
2465	6007-PLN-ATM-00-70-0001_SH2	General Instrumentation Hook-Ups Diagrams Index	Drawing	0	CIVIL -1	VENDOR	Approval
2466	6007-PLN-ATM-00-70-0001_SH3	General Instrumentation Hook-Ups Diagrams Tempature Transmitter Socket Welded Connection at Elbow	Drawing	0	CIVIL -1	VENDOR	Approval
2467	6007-PLN-ATM-00-70-0001_SH5	General Instrumentation Hook-Ups Diagrams Tempature Transmitter Socket Welded Connection	Drawing	0	CIVIL -1	VENDOR	Approval
2468	6007-PLN-ATM-00-70-0001_SH6	General Instrumentation Hook-Ups Diagrams Tempature RTD CCP Mounting	Drawing	0	CIVIL -1	VENDOR	Approval
2469	6007-PLN-ATM-00-70-0001_SH7	General Instrumentation Hook-Ups Diagrams Tempature Transmitter Flanged Connection	Drawing	0	CIVIL -1	VENDOR	Approval
2470	6007-PLN-ATM-00-70-0001_SH8	General Instrumentation Hook-Ups Diagrams Tempature Transmitter Flanged Connection at Tank/Vessel	Drawing	0	CIVIL -1	VENDOR	Approval
2471	6007-PLN-ATM-00-70-0001_SH9	General Instrumentation Hook-Ups Diagrams Tempature Transmitter Welded Connection at Tank/Vessel	Drawing	0	CIVIL -1	VENDOR	Approval
2472	6007-PLN-ATM-00-70-0001_SH10	General Instrumentation Hook-Ups Diagrams Tempature Gauge Socket Welded Connection	Drawing	0	CIVIL -1	VENDOR	Approval
2473	6007-PLN-ATM-00-70-0001_SH11	General Instrumentation Hook-Ups Diagrams Tempature Gauge Flanged Connection	Drawing	0	CIVIL -1	VENDOR	Approval
2474	6007-PLN-ATM-00-70-0001_SH12	General Instrumentation Hook-Ups Diagrams Tempature Gauge Flanged Connection At Tank/Vessel	Drawing	0	CIVIL -1	VENDOR	Approval
2475	6007-PLN-ATM-00-70-0001_SH15	General Instrumentation Hook-Ups Diagrams Flow: Ultrasonic Transmitter Welded Connection	Drawing	0	CIVIL -1	VENDOR	Approval
2476	6007-PLN-ATM-00-70-0001_SH16	General Instrumentation Hook-Ups Diagrams Flow: Vortex Transmitter - Remote Welded Connection	Drawing	0	CIVIL -1	VENDOR	Approval
2477	6007-PLN-ATM-00-70-0001_SH17	General Instrumentation Hook-Ups Diagrams Flow: Vortex Transmitter Flanged Connection	Drawing	0	CIVIL -1	VENDOR	Approval
2478	6007-PLN-ATM-00-70-0001_SH18	General Instrumentation Hook-Ups Diagrams Flow: Electromagnetic Transmitter Flanged Connection	Drawing	0	CIVIL -1	VENDOR	Approval
2479	6007-PLN-ATM-00-70-0001_SH19	General Instrumentation Hook-Ups Diagrams Averaging Pitot Tube Flow Transmitter WeldoFlange	Drawing	0	CIVIL -1	VENDOR	Approval
2480	6007-PLN-ATM-00-70-0001_SH20	General Instrumentation Hook-Ups Diagrams Averaging Pitot Tube Flow Transmitter WeldoFlange - Remote	Drawing	0	CIVIL -1	VENDOR	Approval
2481	6007-PLN-ATM-00-70-0001_SH21	General Instrumentation Hook-Ups Diagrams Thermal Mass Flow Meter	Drawing	0	CIVIL -1	VENDOR	Approval
2482	6007-PLN-ATM-00-70-0001_SH22	General Instrumentation Hook-Ups Diagrams Flow Gauge Glass Tube Variable Area Flowmeters	Drawing	0	CIVIL -1	VENDOR	Approval
2483	6007-PLN-ATM-00-70-0001_SH25	General Instrumentation Hook-Ups Diagrams Level Antenna Radar Transmitter	Drawing	0	CIVIL -1	VENDOR	Approval
2484	6007-PLN-ATM-00-70-0001_SH26	General Instrumentation Hook-Ups Diagrams Level Radar	Drawing	0	CIVIL -1	VENDOR	Approval
2485	6007-PLN-ATM-00-70-0001_SH27	General Instrumentation Hook-Ups Diagrams Level Guided Wave Radar Level Transmitter	Drawing	0	CIVIL -1	VENDOR	Approval
2486	6007-PLN-ATM-00-70-0001_SH28	General Instrumentation Hook-Ups Diagrams Level Relative Pressure	Drawing	0	CIVIL -1	VENDOR	Approval
2487	6007-PLN-ATM-00-70-0001_SH29	General Instrumentation Hook-Ups Diagrams Level Differential Pressure Transmitter With Diagram Seal & Capillary	Drawing	0	CIVIL -1	VENDOR	Approval
2488	6007-PLN-ATM-00-70-0001_SH30	General Instrumentation Hook-Ups Diagrams Level Differential Pressure Transmitter With Tubing	Drawing	0	CIVIL -1	VENDOR	Approval
2489	6007-PLN-ATM-00-70-0001_SH31	General Instrumentation Hook-Ups Diagrams Level Gauge Manoetric Level Indicator	Drawing	0	CIVIL -1	VENDOR	Approval
2490	6007-PLN-ATM-00-70-0001_SH32	General Instrumentation Hook-Ups Diagrams Level Gauge Magnetic/ Glass Level Indicator	Drawing	0	CIVIL -1	VENDOR	Approval
2491	6007-PLN-ATM-00-70-0001_SH33	General Instrumentation Hook-Ups Diagrams Level Switch Displacer for Condensate Trap with Chamber	Drawing	0	CIVIL -1	VENDOR	Approval
2492	6007-PLN-ATM-00-70-0001_SH34	General Instrumentation Hook-Ups Diagrams Level Switch for HTF Trap with Chamber	Drawing	0	CIVIL -1	VENDOR	Approval
2493	6007-PLN-ATM-00-70-0001_SH35	General Instrumentation Hook-Ups Diagrams Level Switch Float	Drawing	0	CIVIL -1	VENDOR	Approval
2494	6007-PLN-ATM-00-70-0001_SH40	General Instrumentation Hook-Ups Diagrams HTF Pressure Transmitter With Diaphragm Seal & Capillary - Remote	Drawing	0	CIVIL -1	VENDOR	Approval
2495	6007-PLN-ATM-00-70-0001_SH41	General Instrumentation Hook-Ups Diagrams HTF Pressure Transmitter With Diaphragm Seal	Drawing	0	CIVIL -1	VENDOR	Approval
2496	6007-PLN-ATM-00-70-0001_SH42	General Instrumentation Hook-Ups Diagrams Pressure Transmitter With Manifold	Drawing	0	CIVIL -1	VENDOR	Approval
2497	6007-PLN-ATM-00-70-0001_SH43	General Instrumentation Hook-Ups Diagrams Pressure Transmitter With Diaphragm Seal	Drawing	0	CIVIL -1	VENDOR	Approval
2498	6007-PLN-ATM-00-70-0001_SH44	General Instrumentation Hook-Ups Diagrams Pressure Transmitter With Diaphragm Seal. Capillary - Remote	Drawing	0	CIVIL -1	VENDOR	Approval
2499	6007-PLN-ATM-00-70-0001_SH45	General Instrumentation Hook-Ups Diagrams Pressure Transmitter With Siphon & Manifold	Drawing	0	CIVIL -1	VENDOR	Approval
2500	6007-PLN-ATM-00-70-0001_SH47	General Instrumentation Hook-Ups Diagrams HTF Differential Pressure Transmitter with Diaphragm Seal & Capillary	Drawing	0	CIVIL -1	VENDOR	Approval
2501	6007-PLN-ATM-00-70-0001_SH48	General Instrumentation Hook-Ups Diagrams Differential Pressure Transmitter with Manifold	Drawing	0	CIVIL -1	VENDOR	Approval
2502	6007-ESP-FWE-21-74-0001	Field Instrumentation Assembly Specification	Spec	D	CIVIL -1	VENDOR	Approval
2503	1_pag_371A8336	Thermometer	Drawing	F	CIVIL -1	VENDOR	Approval
2504	1_pag_373A5011	Gauge	Drawing	G	CIVIL -1	VENDOR	Approval
2505	2_pag_371A8336	Turbine Instrumentation HookUps	Drawing	F	CIVIL -1	VENDOR	Approval
2506	2_pag_373A5011	Water Spray Gauge	Drawing	G	CIVIL -1	VENDOR	Approval
2507	3_pag_371A8336	Turbine Instrumentation HookUps	Drawing	F	CIVIL -1	VENDOR	Approval
2508	3_pag_373A5011	LP Shell Pressure Gauge	Drawing	E	CIVIL -1	VENDOR	Approval
2509	4_pag_371A8336	Turbine Instrumentation HookUps	Drawing	F	CIVIL -1	VENDOR	Approval
2510	4_pag_373A5011	Main Steam Lead	Drawing	NA	CIVIL -1	VENDOR	Approval
2511	5_pag_373A5011	Turbine Instrumentation HookUps	Drawing	E	CIVIL -1	VENDOR	Approval
2512	6_pag_373A5011	Turbine Instrumentation HookUps	Drawing	F	CIVIL -1	VENDOR	Approval
2513	36_pag_6007-ESP-FWE-21-74-0001	Instruments Air Subheaders IA-S5	Spec	A	CIVIL -1	VENDOR	Approval
2514	37_pag_6007-ESP-FWE-21-74-0001	Instruments Air Subheaders IA-S6	Spec	A	CIVIL -1	VENDOR	Approval
2515	38_pag_6007-ESP-FWE-21-74-0001	Instruments Air Subheaders IA-S7	Spec	A	CIVIL -1	VENDOR	Approval
2516	39_pag_6007-ESP-FWE-21-74-0001	Instruments Air Subheaders IA-S8	Spec	A	CIVIL -1	VENDOR	Approval
2517	40_pag_6007-ESP-FWE-21-74-0001	Instruments Air Subheaders IA-S9	Spec	A	CIVIL -1	VENDOR	Approval
2518	41_pag_6007-ESP-FWE-21-74-0001	Instruments Air Subheaders IA-S10	Spec	A	CIVIL -1	VENDOR	Approval
2519	42_pag_6007-ESP-FWE-21-74-0001	Instruments Air Subheaders IA-S11	Spec	A	CIVIL -1	VENDOR	Approval
2520	104T5044_01	Instrumentation Installation	Drawing	NA	CIVIL -1	VENDOR	Approval
2521	104T5044_02	Instrumentation Installation	Drawing	NA	CIVIL -1	VENDOR	Approval
2522	104T5044_03	Instrumentation Installation	Drawing	NA	CIVIL -1	VENDOR	Approval
2523	228D5591	Pressure Transmitter Suggested Installation	Drawing	NA	CIVIL -1	VENDOR	Approval
2524	6007-PLN-AGE-00-31-0090	Beta Plant Underground Ductbank Profiles Power Block & Utilites Area	Drawing	R2	CIVIL -1	VENDOR	Approval
2525	6007-PLN-AGE-00-31-0091	Alpha Plant Underground Ductbank Profiles Power Block & Utilites Area	Drawing	R3	CIVIL -1	VENDOR	Approval
2526	6007-PLN-AGE-00-31-0092	Alpha Plant Underground Ductbank Profiles Power Block & Utilites Area	Drawing	R3	CIVIL -1	VENDOR	Approval
2527	6007-PLN-AGE-00-31-0095	Beta Plant Manholes Details. MH-B5 Power Block & Utilites	Drawing	R3	CIVIL -1	VENDOR	Approval
2528	EE17.80 CIVIL-1-24.01_Response Letter	CIVIL-1-24.01-Alpha and Beta Duct Bank Plans-PC1	Response Letter	NA	CIVIL -1	VENDOR	Approval
2529	6007-PLN-AGE-00-31-0030	Beta Plant Underground Ductbank Plans Power Block & Utilities	Drawing	R2	CIVIL -1	VENDOR	Approval
2530	888-965-3227	Electrical Vault	NA	NA	CIVIL -1	VENDOR	Approval
2531	337119-13	Specification for Precast Concrete Electrical Manholes and Handholes	NA	NA	CIVIL -1	VENDOR	Approval
2532	6007-PLN-AGE-58-23-0042	Alpha Power Block Electrical Services for North HTF Underground Crossing Tunnel	Drawing	R3	CIVIL -1	VENDOR	Approval
2533	6007-PLN-AGE-58-23-0043	Alpha Power Block Electrical Services for South HTF Underground Crossing Tunnel	Drawing	R3	CIVIL -1	VENDOR	Approval
2534	6007-PLN-AGE-58-40-3010_SH1	Alpha Central Plant North HTF Underground Crossing Lighting	Drawing	R4	CIVIL -1	VENDOR	Approval
2535	6007-PLN-AGE-58-40-3010_SH2	Alpha Central Plant North HTF Underground Crossing Lighting	Drawing	R4	CIVIL -1	VENDOR	Approval
2536	6007-PLN-AGE-58-40-3011_SH1	Alpha Central Plant North HTF Underground Crossing Details Drawing	Drawing	R3	CIVIL -1	VENDOR	Approval
2537	6007-PLN-AGE-58-40-3011_SH2	Alpha Central Plant North HTF Underground Crossing Details Drawing	Drawing	R3	CIVIL -1	VENDOR	Approval
2538	6007-PLN-AGE-58-40-3020_SH1	Alpha Central Plant South HTF Underground Crossing Lighting	Drawing	R4	CIVIL -1	VENDOR	Approval
2539	6007-PLN-AGE-58-40-3020_SH2	Alpha Central Plant South HTF Underground Crossing Lighting	Drawing	R4	CIVIL -1	VENDOR	Approval
2540	6007-PLN-AGE-58-40-3021_SH1	Alpha Central Plant South HTF Underground Crossing Details Drawing	Drawing	R3	CIVIL -1	VENDOR	Approval
2541	6007-PLN-AGE-58-40-3021_SH 2	Alpha Central Plant South HTF Underground Crossing Details Drawing	Drawing	R3	CIVIL -1	VENDOR	Approval
2542	Response Letter ELEC-1-18.02	ELEC-1-18.02 Lighting Plans for HTF Tunnels-PC1	Response Letter	NA	CIVIL -1	VENDOR	Approval
2543	6007-PLN-ATP-00-21-0001	Electrical One-Line Diagram Symbols List	Drawing	R3	CIVIL -1	VENDOR	Approval
2544	6007-PLN-ATP-27-21-P528	Alpha Electrical Panel PP-36212. Building #27	Drawing	R3	CIVIL -1	VENDOR	Approval
2545	6007-PLN-ATP-27-23-P536	Alpha Electrical Panel PP-36205. Building #27	Drawing	R11	CIVIL -1	VENDOR	Approval
2546	6007-PLN-AGE-43-20-0009-1	Outdoor Lighting Panel. Single line diagram. Alpha Plant. LP-36209	Drawing	R6	CIVIL -1	VENDOR	Approval

ABENER TEYMA
MOJAVE

Compliance No.:		GEN-2					
Job :		Mojave Solar Project					
Date: 02/06/14		Description: Civil Master Drawing List					
Line No.	Sheet No.	Description	Type of Document	Revision Number	Applicable Condition of Certification	Vendor Supplied or EOR	Reason for Submittal
2547	6007-PLN-AGE-43-20-0009-2	Outdoor Lighting Panel. Single line diagram. Alpha Plant. LP-36209	Drawing	R6	CIVIL -1	VENDOR	Approval
2548	6007-PLN-APT-00-00-H101-A	Hazardous Area Classification Alpha Plant Sheet #1/11	Drawing	R2	CIVIL -1	VENDOR	Approval
2549	6007-PLN-APT-00-00-H102-B	Hazardous Area Classification Beta Plant Sheet #2/11	Drawing	R2	CIVIL -1	VENDOR	Approval
2550	6007-PLN-APT-00-00-H1011-A	Hazardous Area Classification Alpha Plant Sheet #11/11	Drawing	R2	CIVIL -1	VENDOR	Approval
2551	6007-ESP-ATP-00-34-C100	Engineering Standards and Practices Specification For Electrical Construction	Spec	R3	CIVIL -1	VENDOR	Approval
2552	6007-ESP-ATP-00-32-C130	Engineering Specification and Practices For Cable and Wiring Installation	Spec	R2	CIVIL -1	VENDOR	Approval
2553	6007-ESP-ATP-00-34-C135	Engineering Standards and Practices Specification For Wiring Device Installation	Spec	R2	CIVIL -1	VENDOR	Approval
2554	6007-PLN-AGE-58-53-2400	Mojave Generating Station. Alpha Plant. HTF North Underground Crossing. Cover Sheet	Drawing	R5	CIVIL -1	VENDOR	Approval
2555	6007-PLN-AGE-58-54-4500	Mojave Generating Station. Alpha Plant. HTF North Underground Gate House Cover Sheet	Drawing	R2	CIVIL -1	VENDOR	Approval
2556	6007-PLN-AGE-58-53-2450	Mojave Generating Station. Alpha Plant. HTF South Underground Crossing. Cover Sheet	Drawing	R4	CIVIL -1	VENDOR	Approval
2557	6007-PLN-AGE-58-54-4510	Mojave Generating Station. Alpha Plant. HTF South Underground Gate House Cover Sheet	Drawing	R2	CIVIL -1	VENDOR	Approval
2558	6007-CAL-AGE-41-52-4500	Calculation report for Lube Oil Silencer structure foundation Alpha Plant	Calculation	0	CIVIL -1	VENDOR	Approval
2559	6007-CAL-AGE-41-52-8500	Calculation report for Lube Oil Silencer structure foundation Beta Plant	Calculation	0	CIVIL -1	VENDOR	Approval
2560	6007-PLN-AGE-41-52-4500	Mojave Solar Project Alpha Plant Lube Oil Silencer structure foundation Cover sheet	Drawing	0	CIVIL -1	VENDOR	Approval
2561	6007-PLN-AGE-41-52-4501	Mojave Solar Project Alpha Plant Lube Oil Silencer structure foundation General Notes	Drawing	0	CIVIL -1	VENDOR	Approval
2562	6007-PLN-AGE-41-52-4502	Mojave Solar Project Alpha Plant Lube Oil Silencer structure foundation Plans & Details	Drawing	0	CIVIL -1	VENDOR	Approval
2563	6007-PLN-AGE-41-52-8500	Mojave Solar Project Beta Plant Lube Oil Silencer structure foundation Cover sheet	Drawing	0	CIVIL -1	VENDOR	Approval
2564	6007-PLN-AGE-41-52-8501	Mojave Solar Project Beta Plant Lube Oil Silencer structure foundation General Notes	Drawing	0	CIVIL -1	VENDOR	Approval
2565	6007-PLN-AGE-41-52-8502	Mojave Solar Project Beta Plant Lube Oil Silencer structure foundation Plans & Details	Drawing	0	CIVIL -1	VENDOR	Approval
2566	6007-PLN-ATP-00-50-5003	Typical Pipe Handrail, Stairway, and Grating Details	Drawing	2	CIVIL -1	VENDOR	Approval
2567	6007-CAL-AGE-25-54-4760	CALCULATION REPORT FOR CABLE TRAYS SUPPORT STRUCTURES CONNECTIONS. ALPHA PLANT	Calculation	0	CIVIL -1	VENDOR	Approval
2568	6007-PLN-AGE-25-54-4760	FIELD ALPHA. ELECTRICAL TRAYS SUPPORT CONNECTION. POWER BLOCK. COVER SHEET	Drawing	0	CIVIL -1	VENDOR	Approval
2569	6007-PLN-AGE-25-54-4761	FIELD ALPHA. ELECTRICAL TRAYS SUPPORT. STEEL STRUCTURE. GENERAL NOTES	Drawing	0	CIVIL -1	VENDOR	Approval
2570	6007-PLN-AGE-25-54-4762	FIELD ALPHA. ELECTRICAL TRAYS FRAME SUPPORT 1. PLAN & ELEVATIONS	Drawing	0	CIVIL -1	VENDOR	Approval
2571	6007-PLN-AGE-25-54-4763	FIELD ALPHA. ELECTRICAL TRAYS FRAME SUPPORT (2,3 & 4). ELEVATIONS	Drawing	0	CIVIL -1	VENDOR	Approval
2572	6007-PLN-AGE-25-54-4764	FIELD ALPHA. ELECTRICAL TRAYS FRAME SUPPORT (2,3 & 4). CONNECTION DETAILS	Drawing	0	CIVIL -1	VENDOR	Approval
2573	6007-PLN-AGE-25-54-4765	FIELD ALPHA. ELECTRICAL TRAYS FRAME SUPPORT (2,3 & 4). CONNECTION DETAILS	Drawing	0	CIVIL -1	VENDOR	Approval
2574	6007-CAL-AGE-25-54-8760	CALCULATION REPORT FOR CABLE TRAYS SUPPORT STRUCTURES CONNECTIONS. BETA PLANT	Calculation	0	CIVIL -1	VENDOR	Approval
2575	6007-PLN-AGE-25-54-8760	FIELD BETA. ELECTRICAL TRAYS SUPPORT CONNECTION. POWER BLOCK. COVER SHEET	Drawing	0	CIVIL -1	VENDOR	Approval
2576	6007-PLN-AGE-25-54-8761	FIELD BETA. ELECTRICAL TRAYS SUPPORT. STEEL STRUCTURE. GENERAL NOTES	Drawing	0	CIVIL -1	VENDOR	Approval
2577	6007-PLN-AGE-25-54-8762	FIELD BETA. ELECTRICAL TRAYS FRAME SUPPORT . PLAN & ELEVATIONS	Drawing	0	CIVIL -1	VENDOR	Approval
2578	6007-PLN-AGE-25-54-8763	FIELD BETA. ELECTRICAL TRAYS FRAME SUPPORT (2,3 & 4). ELEVATIONS	Drawing	0	CIVIL -1	VENDOR	Approval
2579	6007-PLN-AGE-25-54-8764	FIELD BETA. ELECTRICAL TRAYS FRAME SUPPORT (2,3 & 4). CONNECTION DETAILS	Drawing	0	CIVIL -1	VENDOR	Approval
2580	6007-PLN-AGE-25-54-8765	FIELD BETA. ELECTRICAL TRAYS FRAME SUPPORT (2,3 & 4). CONNECTION DETAILS	Drawing	0	CIVIL -1	VENDOR	Approval
2581	6007-PLN-ATP-00-50-5001	GENERAL CIVIL AND STRUCTURAL NOTES	Drawing	3	CIVIL -1	VENDOR	Approval
2582	6007-CAL-CTS-12-52-1800	MOJAVE SOLAR PROJECT FIELD ALPHA FILTER SLAB	Calculation	0	CIVIL -1	VENDOR	Approval
2583	6007-PLN-CTS-12-52-1800	FIELD ALPHA. WTP FILTER SLAB. GENERAL STRUCTURAL NOTES	Drawing	0	CIVIL -1	VENDOR	Approval
2584	6007-PLN-CTS-12-52-1801	FIELD ALPHA. WTP FILTER SLAB. FOUNDATION PLAN	Drawing	0	CIVIL -1	VENDOR	Approval
2585	6007-PLN-CTS-12-52-1802	FIELD ALPHA. WTP FILTER SLAB. DETAILS	Drawing	0	CIVIL -1	VENDOR	Approval
2586	6007-PLN-CTS-12-52-1803	FIELD ALPHA. WTP FILTER SLAB. DETAILS	Drawing	0	CIVIL -1	VENDOR	Approval
2587	6007-CAL-CTS-12-52-6800	MOJAVE SOLAR PROJECT FIELD BETA FILTER SLAB	Calculation	0	CIVIL -1	VENDOR	Approval
2588	6007-PLN-CTS-12-52-6800	FIELD BETA. WTP FILTER SLAB. GENERAL STRUCTURAL NOTES	Drawing	0	CIVIL -1	VENDOR	Approval
2589	6007-PLN-CTS-12-52-6801	FIELD BETA. WTP FILTER SLAB. FOUNDATION PLAN	Drawing	0	CIVIL -1	VENDOR	Approval
2590	6007-PLN-CTS-12-52-6802	FIELD BETA. WTP FILTER SLAB. DETAILS	Drawing	0	CIVIL -1	VENDOR	Approval
2591	6007-PLN-CTS-12-52-6803	FIELD BETA. WTP FILTER SLAB. DETAILS	Drawing	0	CIVIL -1	VENDOR	Approval
2592	6007-CAL-AGE-67-52-4200	CALCULATION REPORT FOR UTILITIES COOLING TOWER AREA SUPPORT FOUNDATIONS. ALPHA PLANT	Calculation	5	CIVIL -1	VENDOR	Approval
2593	6007-PLN-AGE-67-52-4200	FIELD ALPHA. CT PIPING SUPPORT FOUNDATIONS UTILITIES. COVER SHEET	Drawing	5	CIVIL -1	VENDOR	Approval
2594	6007-PLN-AGE-67-52-4220	FIELD ALPHA. CT PIPING SUPPORT FOUNDATIONS UTILITIES. GENERAL NOTES	Drawing	3	CIVIL -1	VENDOR	Approval
2595	6007-PLN-AGE-67-52-4240	FIELD ALPHA. CT PIPING SUPPORT FOUNDATIONS UTILITIES. PLAN VIEW	Drawing	6	CIVIL -1	VENDOR	Approval
2596	6007-PLN-AGE-67-52-4241	FIELD ALPHA. CT PIPING SUPPORT FOUNDATIONS UTILITIES. DETAILS 1	Drawing	5	CIVIL -1	VENDOR	Approval
2597	6007-PLN-AGE-67-52-4242	FIELD ALPHA. CT PIPING SUPPORT FOUNDATIONS UTILITIES. DETAILS III	Drawing	6	CIVIL -1	VENDOR	Approval
2598	6007-PLN-AGE-67-52-4243	FIELD ALPHA. CT PIPING SUPPORT FOUNDATIONS UTILITIES. FOUNDATION AND ATE INFORMATION I	Drawing	5	CIVIL -1	VENDOR	Approval
2599	6007-PLN-AGE-67-52-4244	FIELD ALPHA. CT PIPING SUPPORT FOUNDATIONS UTILITIES. FOUNDATION AND ATE INFORMATION II	Drawing	5	CIVIL -1	VENDOR	Approval
2600	6007-PLN-AGE-67-52-4245	FIELD ALPHA. CT PIPING SUPPORT FOUNDATIONS UTILITIES. COLUMN DETAILS	Drawing	2	CIVIL -1	VENDOR	Approval
2601	6007-CAL-AGE-67-52-8200	CALCULATION REPORT FOR UTILITIES COOLING TOWER AREA SUPPORT FOUNDATIONS. BETA PLANT	Calculation	5	CIVIL -1	VENDOR	Approval
2602	6007-PLN-AGE-67-52-8200	FIELD BETA. CT PIPING SUPPORT FOUNDATIONS UTILITIES. COVER SHEET	Drawing	5	CIVIL -1	VENDOR	Approval
2603	6007-PLN-AGE-67-52-8220	FIELD BETA. CT PIPING SUPPORT FOUNDATIONS UTILITIES. GENERAL NOTES	Drawing	3	CIVIL -1	VENDOR	Approval
2604	6007-PLN-AGE-67-52-8240	FIELD BETA. CT PIPING SUPPORT FOUNDATIONS UTILITIES. PLAN VIEW	Drawing	6	CIVIL -1	VENDOR	Approval
2605	6007-PLN-AGE-67-52-8241	FIELD BETA. CT PIPING SUPPORT FOUNDATIONS UTILITIES. DETAILS 1	Drawing	5	CIVIL -1	VENDOR	Approval
2606	6007-PLN-AGE-67-52-8242	FIELD BETA. CT PIPING SUPPORT FOUNDATIONS UTILITIES. DETAILS III	Drawing	6	CIVIL -1	VENDOR	Approval
2607	6007-PLN-AGE-67-52-8243	FIELD BETA. CT PIPING SUPPORT FOUNDATIONS UTILITIES. FOUNDATION AND PLATE INFORMATION I	Drawing	5	CIVIL -1	VENDOR	Approval
2608	6007-PLN-AGE-67-52-8244	FIELD BETA. CT PIPING SUPPORT FOUNDATIONS UTILITIES. FOUNDATION AND ATE INFORMATION II	Drawing	5	CIVIL -1	VENDOR	Approval
2609	6007-PLN-AGE-67-52-8245	FIELD BETA. CT PIPING SUPPORT FOUNDATIONS UTILITIES. COLUMN DETAILS	Drawing	2	CIVIL -1	VENDOR	Approval
2610	6007-CAL-AGE-67-52-4201	CALCULATION REPORT FOR CT UTILITIES SUPPORT ANCHOR BOLTS. ALPHA AND BETA PLANT	Calculation	0	CIVIL -1	VENDOR	Approval
2611	Plan Check Reply_STRUCT-1-47.00 PC1	STRUC-1-47.00-A&B Cooling Tower Utilities Piping Support Foundations-PC1	41535	NA	CIVIL -1	VENDOR	Approval
2612	6007-PLN-ATM-52-52-L010	Edge Meteorological Station Location and Elevation Plan	Drawing	0	CIVIL -1	VENDOR	Approval
2613	6007-PLN-JCE-52-52-0001	General notes	Drawing	NA	CIVIL -1	VENDOR	Approval
2614	6007-PLN-JCE-52-52-0002	Plans, Elevations, Sections and Details	Drawing	NA	CIVIL -1	VENDOR	Approval
2615	6007-CAL-CTS-23-52-1610	MOJAVE SOLAR PROJECT-ALPHA SITE. TRANSFORMER FOUNDATION AND ANCHORAGE DESIGN BUILDING 22	Calculation	0	CIVIL -1	VENDOR	Approval
2616	6007-CAL-CTS-23-52-6610	MOJAVE SOLAR PROJECT-BETA SITE. TRANSFORMER FOUNDATION AND ANCHORAGE DESIGN BUILDING 22	Calculation	0	CIVIL -1	VENDOR	Approval
2617	6007-CAL-CTS-23-52-1611	ABENGOA MOJAVE SOLAR. TRANSFORMER FOUNDATION AND ANCHORAGE BUILDING 22	Calculation	0	CIVIL -1	VENDOR	Approval
2618	6007-PLN-CTS-23-52-1610	FIELD ALPHA. TRANSFORMER FOUNDATION BLDG 22. GENERAL STRUCTURAL NOTES	Drawing	4	CIVIL -1	VENDOR	Approval
2619	6007-PLN-CTS-23-52-1611	FIELD ALPHA. TRANSFORMER FOUNDATION BLDG 22. FOUNDATION PLAN	Drawing	4	CIVIL -1	VENDOR	Approval
2620	6007-PLN-CTS-23-52-6610	FIELD BETA. TRANSFORMER FOUNDATION BLDG 22. GENERAL STRUCTURAL NOTES	Drawing	4	CIVIL -1	VENDOR	Approval
2621	6007-PLN-CTS-23-52-6611	FIELD BETA. TRANSFORMER FOUNDATION BLDG 22. FOUNDATION PLAN	Drawing	4	CIVIL -1	VENDOR	Approval
2622	6007-CAL-ATM-23-52-1615	CALCULATION REPORT FOR SLAB FOR TRANSFORMER SUPPORT IN BUILDING 22. ALPHA PLANT	Calculation	0	CIVIL -1	VENDOR	Approval
2623	6007-CAL-ATM-23-52-6615	CALCULATION REPORT FOR SLAB TRANSFORMER SUPPORT IN BUILDING 22. BETA PLANT	Calculation	0	CIVIL -1	VENDOR	Approval
2624	6007-PLN-ATM-23-52-1615	B22 TRANSFORMER LOCATION. ALPHA PLANT	Drawing	0	CIVIL -1	VENDOR	Approval
2625	6007-PLN-ATM-23-52-6615	B22 TRANSFORMER LOCATION. BETA PLANT	Drawing	0	CIVIL -1	VENDOR	Approval
2626	Plan Check Reply_STRUC-1-43.00	STRUC-1-43.00-A&B Transformer Foundation and Anchorage Bldg. 22	Response Letter	NA	CIVIL -1	VENDOR	Approval
2627	fr3brochure	ENVIROTEMP FR3 FLUID	Response Letter	NA	CIVIL -1	VENDOR	Approval
2628	6007-CAL-CTS-23-52-1630	MOJAVE SOLAR PROJECT-ALPHA SITE. TRANSFORMER FOUNDATION AND ANCHORAGE DESIGN BUILDING 27	Calculation	0	CIVIL -1	VENDOR	Approval
2629	6007-CAL-CTS-23-52-6630	MOJAVE SOLAR PROJECT-BETA SITE. TRANSFORMER FOUNDATION AND ANCHORAGE DESIGN BUILDING 27	Calculation	0	CIVIL -1	VENDOR	Approval
2630	6007-CAL-CTS-23-52-1631	ABENGOA MOJAVE SOLAR. TRANSFORMER FOUNDATION AND ANCHORAGE BUILDING 27.	Calculation	0	CIVIL -1	VENDOR	Approval
2631	6007-PLN-CTS-23-52-1630	FIELD ALPHA. TRANSFORMER FOUNDATION BLDG 27. GENERAL STRUCTURAL NOTES	Drawing	4	CIVIL -1	VENDOR	Approval
2632	6007-PLN-CTS-23-52-1631	FIELD ALPHA. TRANSFORMER FOUNDATION BLDG 27. FOUNDATION PLAN	Drawing	4	CIVIL -1	VENDOR	Approval
2633	6007-PLN-CTS-23-52-6630	FIELD BETA. TRANSFORMER FOUNDATION BLDG 27. GENERAL STRUCTURAL NOTES	Drawing	4	CIVIL -1	VENDOR	Approval
2634	6007-PLN-CTS-23-52-6631	FIELD BETA. TRANSFORMER FOUNDATION BLDG 27. FOUNDATION PLAN	Drawing	4	CIVIL -1	VENDOR	Approval
2635	6007-CAL-ATM-23-52-1635	CALCULATION REPORT FOR SLAB FOR TRANSFORMER SUPPORT IN BUILDING 27. ALPHA PLANT	Calculation	0	CIVIL -1	VENDOR	Approval
2636	6007-CAL-ATM-23-52-6635	CALCULATION REPORT FOR SLAB FOR TRANSFORMER SUPPORT IN BUILDING 27. BETA PLANT	Calculation	0	CIVIL -1	VENDOR	Approval
2637	6007-PLN-ATM-23-52-1635	B27 TRANSFORMER LOCATION. ALPHA PLANT	Drawing	0	CIVIL -1	VENDOR	Approval
2638	6007-PLN-ATM-23-52-6635	B27 TRANSFORMER LOCATION. BETA PLANT	Drawing	0	CIVIL -1	VENDOR	Approval
2639	Plan Check Reply_STRUC-1-43.00	STRUC-1-43.00-A&B Transformer Foundation and Anchorage Bldg. 22, 29 & 27	Response Letter	NA	CIVIL -1	VENDOR	Approval
2640	fr3brochure	ENVIROTEMP FR3 FLUID	Response Letter	NA	CIVIL -1	VENDOR	Approval
2641	6007-CAL-CTS-23-52-1620	MOJAVE SOLAR PROJECT-ALPHA SITE. TRANSFORMER FOUNDATION AND ANCHORAGE DESIGN BUILDING 26	Calculation	0	CIVIL -1	VENDOR	Approval
2642	6007-CAL-CTS-23-52-6620	MOJAVE SOLAR PROJECT-BETA SITE. TRANSFORMER FOUNDATION AND ANCHORAGE DESIGN BUILDING 26	Calculation	0	CIVIL -1	VENDOR	Approval
2643	6007-CAL-CTS-23-52-1621	ABENGOA MOJAVE SOLAR. TRANSFORMER FOUNDATION AND ANCHORAGE BUILDING 26.	Calculation	0	CIVIL -1	VENDOR	Approval
2644	6007-PLN-CTS-23-52-1620	FIELD ALPHA. TRANSFORMER FOUNDATION BLDG 26. GENERAL STRUCTURAL NOTES	Drawing	4	CIVIL -1	VENDOR	Approval
2645	6007-PLN-CTS-23-52-1621	FIELD ALPHA. TRANSFORMER FOUNDATION BLDG 26. FOUNDATION PLAN	Drawing	4	CIVIL -1	VENDOR	Approval
2646	6007-PLN-CTS-23-52-6620	FIELD BETA. TRANSFORMER FOUNDATION BLDG 26. GENERAL STRUCTURAL NOTES	Drawing	4	CIVIL -1	VENDOR	Approval
2647	6007-PLN-CTS-23-52-6621	FIELD BETA. TRANSFORMER FOUNDATION BLDG 26. FOUNDATION PLAN	Drawing	4	CIVIL -1	VENDOR	Approval
2648	6007-CAL-ATM-23-52-1625	CALCULATION REPORT FOR SLAB FOR TRANSFORMER SUPPORT IN BUILDING 26. ALPHA PLANT	Calculation	0	CIVIL -1	VENDOR	Approval
2649	6007-CAL-ATM-23-52-6625	CALCULATION REPORT FOR SLAB FOR TRANSFORMER SUPPORT IN BUILDING 26. BETA PLANT	Calculation	0	CIVIL -1	VENDOR	Approval
2650	6007-PLN-ATM-23-52-1625	B26 TRANSFORMER LOCATION. ALPHA PLANT	Drawing	0	CIVIL -1	VENDOR	Approval
2651	6007-PLN-ATM-23-52-6625	B26 TRANSFORMER LOCATION. BETA PLANT	Drawing	0	CIVIL -1	VENDOR	Approval
2652	fr3brochure	ENVIROTEMP FR3 FLUID	Response Letter	NA	CIVIL -1	VENDOR	Approval
2653	Structural Calculations for. Mojave Solar - HTF Filter Access (Alp	Structural Calculations for. Mojave Solar - HTF Filter Access (Alpha)	Calculation	1	CIVIL -1	VENDOR	Approval
2654	6007-PLN-AGE-58-54-2345	MOJAVE SOLAR PROJECT FIELD ALPHA HTF MAIN PUMPS FILTERS AUXILIARY PLATFORMS. COVER SHEETS	Drawing	1	CIVIL -1	VENDOR	Approval
2655	6007-PLN-AGE-58-54-2346	MOJAVE SOLAR PROJECT ALPHA PLANT HTF MAIN PUMPS FILTERS AUXILIARY PLATFORMS. GENERAL NOTES	Drawing	1	CIVIL -1	VENDOR	Approval
2656	6007-PLN-AGE-58-54-2347	MOJAVE SOLAR PROJECT ALPHA PLANT HTF MAIN PUMPS FILTERS AUXILIARY PLATFORMS. PLATFORM 1. STRUCTURE STEEL, FRAMES	Drawing	1	CIVIL -1	VENDOR	Approval
2657	6007-PLN-AGE-58-54-2348	MOJAVE SOLAR PROJECT ALPHA PLANT HTF MAIN PUMPS FILTERS AUXILIARY PLATFORMS. PLATFORM 1. STRUCTURE STEEL, FRAMES	Drawing	1	CIVIL -1	VENDOR	Approval
2658	6007-PLN-AGE-58-54-2349	MOJAVE SOLAR PROJECT ALPHA PLANT HTF MAIN PUMPS FILTERS AUXILIARY PLATFORMS. PLATFORM 2. STRUCTURE STEEL, FRAMES	Drawing	1	CIVIL -1	VENDOR	Approval
2659	6007-PLN-AGE-58-54-2350	MOJAVE SOLAR PROJECT ALPHA PLANT HTF MAIN PUMPS FILTERS AUXILIARY PLATFORMS. PLATFORM 2. STRUCTURE STEEL, FRAMES	Drawing	1	CIVIL -1	VENDOR	Approval
2660	6007-PLN-AGE-58-54-2351	MOJAVE SOLAR PROJECT ALPHA PLANT HTF MAIN PUMPS FILTERS AUXILIARY PLATFORMS. PLATFORM 3. STRUCTURE STEEL, FRAMES	Drawing	1	CIVIL -1	VENDOR	Approval
2661	6007-PLN-AGE-58-54-2352	MOJAVE SOLAR PROJECT ALPHA PLANT HTF MAIN PUMPS FILTERS AUXILIARY PLATFORMS. PLATFORM 3. STRUCTURE STEEL, FRAMES	Drawing	1	CIVIL -1	VENDOR	Approval
2662	6007-PLN-AGE-58-54-2353	MOJAVE SOLAR PROJECT ALPHA PLANT HTF MAIN PUMPS FILTERS AUXILIARY PLATFORMS. PLATFORM 4. STRUCTURE STEEL, FRAMES	Drawing	1	CIVIL -1	VENDOR	Approval
2663	6007-PLN-AGE-58-54-2354	MOJAVE SOLAR PROJECT ALPHA PLANT HTF MAIN PUMPS FILTERS AUXILIARY PLATFORMS. PLATFORM 4. STRUCTURE STEEL, FRAMES	Drawing	1	CIVIL -1	VENDOR	Approval
2664	6007-PLN-AGE-58-54-2355	MOJAVE SOLAR PROJECT ALPHA PLANT HTF MAIN PUMPS FILTERS AUXILIARY PLATFORMS. PLATFORM 5. STRUCTURE STEEL, FRAMES	Drawing	1	CIVIL -1	VENDOR	Approval
2665	6007-PLN-AGE-58-54-2356	MOJAVE SOLAR PROJECT ALPHA PLANT HTF MAIN PUMPS FILTERS AUXILIARY PLATFORMS. PLATFORM 5. STRUCTURE STEEL, FRAMES	Drawing	1	CIVIL -1	VENDOR	Approval
2666	6007-PLN-AGE-58-54-2357	MOJAVE SOLAR PROJECT ALPHA PLANT HTF MAIN PUMPS FILTERS AUXILIARY PLATFORMS. CONNECTION DETAILS	Drawing	1	CIVIL -1	VENDOR	Approval
2667	6007-PLN-AGE-58-54-2358	MOJAVE SOLAR PROJECT ALPHA PLANT HTF MAIN PUMPS FILTERS AUXILIARY PLATFORMS. CONNECTION DETAILS	Drawing	1	CIVIL -1	VENDOR	Approval
2668	6007-PLN-AGE-58-54-2359	MOJAVE SOLAR PROJECT ALPHA PLANT. HTF MAIN PUMPS FILTERS AUXILIARY PLATFORMS. CONNECTION DETAILS	Drawing	1	CIVIL -1	VENDOR	Approval
2669	6007-PLN-AGE-58-54-2360	MOJAVE SOLAR PROJECT ALPHA PLANT HTF MAIN PUMPS FILTERS AUXILIARY PLATFORMS. CONNECTION DETAILS	Drawing	1	CIVIL -1	VENDOR	Approval
2670	Structural Calculations for. Mojave Solar - HTF Filter Access (Bet	Structural Calculations for. Mojave Solar - HTF Filter Access (Beta)	Calculation	1	CIVIL -1	VENDOR	Approval
2671	6007-PLN-AGE-58-54-6345	MOJAVE SOLAR PROJECT FIELD BETA HTF MAIN PUMPS FILTERS AUXILIARY PLATFORMS. COVER SHEETS	Drawing	1	CIVIL -1	VENDOR	Approval

Compliance No.:		GEN-2					
Job :		Mojave Solar Project					
Date: 02/06/14		Description: Civil Master Drawing List					
Line No.	Sheet No.	Description	Type of Document	Revision Number	Applicable Condition of Certification	Vendor Supplied or EOR	Reason for Submittal
2672	6007-PLN-AGE-58-54-6346	MOJAVE SOLAR PROJECT BETA PLANT HTF MAIN PUMPS FILTERS AUXILIARY PLATFORMS. GENERAL NOTES	Drawing	1	CIVIL -1	VENDOR	Approval
2673	6007-PLN-AGE-58-54-6347	MOJAVE SOLAR PROJECT BETA PLANT HTF MAIN PUMPS FILTERS AUXILIARY PLATFORMS. PLATFORM 1. STRUCTURE STEEL, FRAMES	Drawing	1	CIVIL -1	VENDOR	Approval
2674	6007-PLN-AGE-58-54-6348	MOJAVE SOLAR PROJECT BETA PLANT HTF MAIN PUMPS FILTERS AUXILIARY PLATFORMS. PLATFORM 1. STRUCTURE STEEL, FRAMES	Drawing	1	CIVIL -1	VENDOR	Approval
2675	6007-PLN-AGE-58-54-6349	MOJAVE SOLAR PROJECT BETA PLANT HTF MAIN PUMPS FILTERS AUXILIARY PLATFORMS. PLATFORM 2. STRUCTURE STEEL, FRAMES	Drawing	1	CIVIL -1	VENDOR	Approval
2676	6007-PLN-AGE-58-54-6350	MOJAVE SOLAR PROJECT BETA PLANT HTF MAIN PUMPS FILTERS AUXILIARY PLATFORMS. PLATFORM 2. STRUCTURE STEEL, FRAMES	Drawing	1	CIVIL -1	VENDOR	Approval
2677	6007-PLN-AGE-58-54-6351	MOJAVE SOLAR PROJECT BETA PLANT HTF MAIN PUMPS FILTERS AUXILIARY PLATFORMS. PLATFORM 3. STRUCTURE STEEL, FRAMES	Drawing	1	CIVIL -1	VENDOR	Approval
2678	6007-PLN-AGE-58-54-6352	MOJAVE SOLAR PROJECT BETA PLANT HTF MAIN PUMPS FILTERS AUXILIARY PLATFORMS. PLATFORM 3. STRUCTURE STEEL, FRAMES	Drawing	1	CIVIL -1	VENDOR	Approval
2679	6007-PLN-AGE-58-54-6353	MOJAVE SOLAR PROJECT BETA PLANT HTF MAIN PUMPS FILTERS AUXILIARY PLATFORMS. PLATFORM 4. STRUCTURE STEEL, FRAMES	Drawing	1	CIVIL -1	VENDOR	Approval
2680	6007-PLN-AGE-58-54-6354	MOJAVE SOLAR PROJECT BETA PLANT HTF MAIN PUMPS FILTERS AUXILIARY PLATFORMS. PLATFORM 4. STRUCTURE STEEL, FRAMES	Drawing	1	CIVIL -1	VENDOR	Approval
2681	6007-PLN-AGE-58-54-6355	MOJAVE SOLAR PROJECT BETA PLANT HTF MAIN PUMPS FILTERS AUXILIARY PLATFORMS. PLATFORM 5. STRUCTURE STEEL, FRAMES	Drawing	1	CIVIL -1	VENDOR	Approval
2682	6007-PLN-AGE-58-54-6356	MOJAVE SOLAR PROJECT BETA PLANT HTF MAIN PUMPS FILTERS AUXILIARY PLATFORMS. PLATFORM 5. STRUCTURE STEEL, FRAMES	Drawing	1	CIVIL -1	VENDOR	Approval
2683	6007-PLN-AGE-58-54-6357	MOJAVE SOLAR PROJECT BETA PLANT HTF MAIN PUMPS FILTERS AUXILIARY PLATFORMS. CONNECTION DETAILS	Drawing	1	CIVIL -1	VENDOR	Approval
2684	6007-PLN-AGE-58-54-6358	MOJAVE SOLAR PROJECT BETA PLANT HTF MAIN PUMPS FILTERS AUXILIARY PLATFORMS. CONNECTION DETAILS	Drawing	1	CIVIL -1	VENDOR	Approval
2685	6007-PLN-AGE-58-54-6359	MOJAVE SOLAR PROJECT BETA PLANT HTF MAIN PUMPS FILTERS AUXILIARY PLATFORMS. CONNECTION DETAILS	Drawing	1	CIVIL -1	VENDOR	Approval
2686	6007-PLN-AGE-58-54-6360	MOJAVE SOLAR PROJECT BETA PLANT HTF MAIN PUMPS FILTERS AUXILIARY PLATFORMS. CONNECTION DETAILS	Drawing	1	CIVIL -1	VENDOR	Approval
2687	6007-CAL-AGE-67-52-4200	CALCULATION REPORT FOR UTILITIES COOLING TOWER AREA SUPPORTS FOUNDATIONS. ALPHA PLANT	Calculation	5	CIVIL -1	VENDOR	Approval
2688	6007-PLN-AGE-67-52-4200	FIELD ALPHA. CT PIPING SUPPORT FOUNDATIONS UTILITIES. COVER SHEET	Drawing	5	CIVIL -1	VENDOR	Approval
2689	6007-PLN-AGE-67-52-4220	FIELD ALPHA. CT PIPING SUPPORT FOUNDATIONS UTILITIES. GENERAL NOTES	Drawing	4	CIVIL -1	VENDOR	Approval
2690	6007-PLN-AGE-67-52-4240	FIELD ALPHA. CT PIPING SUPPORT FOUNDATIONS UTILITIES. PLAN VIEW	Drawing	6	CIVIL -1	VENDOR	Approval
2691	6007-PLN-AGE-67-52-4241	FIELD ALPHA. CT PIPING SUPPORT FOUNDATIONS UTILITIES. DETAILS 1	Drawing	6	CIVIL -1	VENDOR	Approval
2692	6007-PLN-AGE-67-52-4242	FIELD ALPHA. CT PIPING SUPPORT FOUNDATIONS UTILITIES. DETAILS III	Drawing	7	CIVIL -1	VENDOR	Approval
2693	6007-PLN-AGE-67-52-4243	FIELD ALPHA. CT PIPING SUPPORT FOUNDATIONS UTILITIES. FOUNDATION AND ATE INFORMATION I	Drawing	5	CIVIL -1	VENDOR	Approval
2694	6007-PLN-AGE-67-52-4244	FIELD ALPHA. CT PIPING SUPPORT FOUNDATIONS UTILITIES. FOUNDATION AND ATE INFORMATION II	Drawing	5	CIVIL -1	VENDOR	Approval
2695	6007-PLN-AGE-67-52-4245	FIELD ALPHA. CT PIPING SUPPORT FOUNDATIONS UTILITIES. COLUMN DETAILS	Drawing	2	CIVIL -1	VENDOR	Approval
2696	6007-CAL-AGE-67-52-8200	CALCULATION REPORT FOR UTILITIES COOLING TOWER AREA SUPPORT FOUNDATIONS. BETA PLANT	Calculation	5	CIVIL -1	VENDOR	Approval
2697	6007-PLN-AGE-67-52-8200	FIELD BETA. CT PIPING SUPPORT FOUNDATIONS UTILITIES. COVER SHEET	Drawing	5	CIVIL -1	VENDOR	Approval
2698	6007-PLN-AGE-67-52-8220	FIELD BETA. CT PIPING SUPPORT FOUNDATIONS UTILITIES. GENERAL NOTES	Drawing	4	CIVIL -1	VENDOR	Approval
2699	6007-PLN-AGE-67-52-8240	FIELD BETA. CT PIPING SUPPORT FOUNDATIONS UTILITIES. PLAN VIEW	Drawing	6	CIVIL -1	VENDOR	Approval
2700	6007-PLN-AGE-67-52-8241	FIELD BETA. CT PIPING SUPPORT FOUNDATIONS UTILITIES. DETAILS 1	Drawing	6	CIVIL -1	VENDOR	Approval
2701	6007-PLN-AGE-67-52-8242	FIELD BETA. CT PIPING SUPPORT FOUNDATIONS UTILITIES. DETAILS III	Drawing	7	CIVIL -1	VENDOR	Approval
2702	6007-PLN-AGE-67-52-8243	FIELD BETA. CT PIPING SUPPORT FOUNDATIONS UTILITIES. FOUNDATION AND PLATE INFORMATION I	Drawing	5	CIVIL -1	VENDOR	Approval
2703	6007-PLN-AGE-67-52-8244	FIELD BETA. CT PIPING SUPPORT FOUNDATIONS UTILITIES. FOUNDATION AND ATE INFORMATION II	Drawing	5	CIVIL -1	VENDOR	Approval
2704	6007-PLN-AGE-67-52-8245	FIELD BETA. CT PIPING SUPPORT FOUNDATIONS UTILITIES. COLUMN DETAILS	Drawing	2	CIVIL -1	VENDOR	Approval
2705	6007-CAL-AGE-67-54-4201	CALCULATION REPORT FOR CT UTILITIES SUPPORT ANCHOR BOLTS. ALPHA AND BETA PLANT	Calculation	0	CIVIL -1	VENDOR	Approval
2706	6007-CAL-AGE-58-54-2700	MOJAVE SOLAR - RACK 2 SILENCER HTF STRUCTURE (ALPHA)	Calculation	2	CIVIL -1	VENDOR	Approval
2707	6007-PLN-AGE-58-54-2700	MOJAVE SOLAR PROJECT FIELD ALPHA RACK 2 SILENCER HTF STEEL STRUCTURE. COVER SHEET	Drawing	2	CIVIL -1	VENDOR	Approval
2708	6007-PLN-AGE-58-54-2701	MOJAVE SOLAR PROJECT ALPHA PLANT RACK 2 SILENCER HTF STEEL STRUCTURE. GENERAL NOTES	Drawing	2	CIVIL -1	VENDOR	Approval
2709	6007-PLN-AGE-58-54-2702	MOJAVE SOLAR PROJECT ALPHA PLANT RACK 2 SILENCER HTF STEEL STRUCTURE. STRUCTURE STEEL, FRAMES	Drawing	2	CIVIL -1	VENDOR	Approval
2710	6007-PLN-AGE-58-54-2703	MOJAVE SOLAR PROJECT ALPHA PLANT RACK 2 SILENCER HTF STEEL STRUCTURE. STRUCTURE STEEL, FRAMES	Drawing	2	CIVIL -1	VENDOR	Approval
2711	6007-PLN-AGE-58-54-2704	MOJAVE SOLAR PROJECT ALPHA PLANT RACK 2 SILENCER HTF STEEL STRUCTURE. STRUCTURE STEEL, FRAMES	Drawing	2	CIVIL -1	VENDOR	Approval
2712	6007-PLN-AGE-58-54-2705	MOJAVE SOLAR PROJECT ALPHA PLANT RACK 2 SILENCER HTF STEEL STRUCTURE. STRUCTURE STEEL, FRAMES AND DETAILS	Drawing	2	CIVIL -1	VENDOR	Approval
2713	6007-PLN-AGE-58-54-2706	MOJAVE SOLAR PROJECT ALPHA PLANT RACK 2 SILENCER HTF STEEL STRUCTURE. CONNECTION DETAILS	Drawing	2	CIVIL -1	VENDOR	Approval
2714	6007-PLN-AGE-58-54-2707	MOJAVE SOLAR PROJECT ALPHA PLANT RACK 2 SILENCER HTF STEEL STRUCTURE. CONNECTION DETAILS	Drawing	2	CIVIL -1	VENDOR	Approval
2715	6007-PLN-AGE-58-54-2708	MOJAVE SOLAR PROJECT ALPHA PLANT RACK 2 SILENCER HTF STEEL STRUCTURE. CONNECTION DETAILS	Drawing	2	CIVIL -1	VENDOR	Approval
2716	6007-CAL-AGE-58-54-6700	MOJAVE SOLAR - RACK 2 SILENCER HTF STRUCTURE (BETA)	Calculation	2	CIVIL -1	VENDOR	Approval
2717	6007-PLN-AGE-58-54-6700	MOJAVE SOLAR PROJECT FIELD BETA RACK 2 SILENCER HTF STEEL STRUCTURE. COVER SHEET	Drawing	2	CIVIL -1	VENDOR	Approval
2718	6007-PLN-AGE-58-54-6701	MOJAVE SOLAR PROJECT BETA PLANT RACK 2 SILENCER HTF STEEL STRUCTURE. GENERAL NOTES	Drawing	2	CIVIL -1	VENDOR	Approval
2719	6007-PLN-AGE-58-54-6702	MOJAVE SOLAR PROJECT BETA PLANT RACK 2 SILENCER HTF STEEL STRUCTURE. STRUCTURE STEEL, FRAMES	Drawing	2	CIVIL -1	VENDOR	Approval
2720	6007-PLN-AGE-58-54-6703	MOJAVE SOLAR PROJECT BETA PLANT RACK 2 SILENCER HTF STEEL STRUCTURE. STRUCTURE STEEL, FRAMES	Drawing	2	CIVIL -1	VENDOR	Approval
2721	6007-PLN-AGE-58-54-6704	MOJAVE SOLAR PROJECT BETA PLANT RACK 2 SILENCER HTF STEEL STRUCTURE. STRUCTURE STEEL, FRAMES	Drawing	2	CIVIL -1	VENDOR	Approval
2722	6007-PLN-AGE-58-54-6705	MOJAVE SOLAR PROJECT BETA PLANT RACK 2 SILENCER HTF STEEL STRUCTURE. STRUCTURE STEEL, FRAMES AND DETAILS	Drawing	2	CIVIL -1	VENDOR	Approval
2723	6007-PLN-AGE-58-54-6706	MOJAVE SOLAR PROJECT BETA PLANT RACK 2 SILENCER HTF STEEL STRUCTURE. CONNECTION DETAILS	Drawing	2	CIVIL -1	VENDOR	Approval
2724	6007-PLN-AGE-58-54-6707	MOJAVE SOLAR PROJECT BETA PLANT RACK 2 SILENCER HTF STEEL STRUCTURE. CONNECTION DETAILS	Drawing	2	CIVIL -1	VENDOR	Approval
2725	6007-PLN-AGE-58-54-6708	MOJAVE SOLAR PROJECT BETA PLANT RACK 2 SILENCER HTF STEEL STRUCTURE. CONNECTION DETAILS	Drawing	2	CIVIL -1	VENDOR	Approval
2726	6007-CAL-CTS-26-54-1900	MOJAVE SOLAR PROJECT-ALPHA SITE. ELECTRICAL BUS DUCT SUPPORT STRUCTURE	Calculation	1	CIVIL -1	VENDOR	Approval
2727	6007-PLN-CTS-26-54-1900	FIELD ALPHA. ELECTRICAL BUSDUCT STRUCTURE AND FOUNDATION. GENERAL STRUCTURAL NOTES	Drawing	0	CIVIL -1	VENDOR	Approval
2728	6007-PLN-CTS-26-54-1901	FIELD ALPHA. ELECTRICAL BUSDUCT STRUCTURE AND FOUNDATION. FOUNDATION AND FRAMING PLANS	Drawing	2	CIVIL -1	VENDOR	Approval
2729	6007-PLN-CTS-26-54-1902	FIELD ALPHA. ELECTRICAL BUSDUCT STRUCTURE AND FOUNDATION. FRAMING PLANS AND ELEVATIONS	Drawing	2	CIVIL -1	VENDOR	Approval
2730	6007-PLN-CTS-26-54-1903	FIELD ALPHA. ELECTRICAL BUSDUCT STRUCTURE AND FOUNDATION. TYPICAL DETAILS	Drawing	0	CIVIL -1	VENDOR	Approval
2731	6007-PLN-CTS-26-54-1904	FIELD ALPHA. ELECTRICAL BUSDUCT STRUCTURE AND FOUNDATION. FOUNDATION DETAILS	Drawing	2	CIVIL -1	VENDOR	Approval
2732	6007-PLN-CTS-26-54-1905	FIELD ALPHA. ELECTRICAL BUSDUCT STRUCTURE AND FOUNDATION. FRAMING DETAILS	Drawing	1	CIVIL -1	VENDOR	Approval
2733	6007-PLN-CTS-26-54-1906	FIELD ALPHA. ELECTRICAL BUSDUCT STRUCTURE AND FOUNDATION. FRAMING DETAILS	Drawing	1	CIVIL -1	VENDOR	Approval
2734	6007-CAL-CTS-26-54-6900	MOJAVE SOLAR PROJECT-BETA SITE. ELECTRICAL BUS DUCT SUPPORT STRUCTURE	Calculation	1	CIVIL -1	VENDOR	Approval
2735	6007-PLN-CTS-26-54-6900	FIELD BETA. ELECTRICAL BUSDUCT STRUCTURE AND FOUNDATION. GENERAL STRUCTURAL NOTES	Drawing	0	CIVIL -1	VENDOR	Approval
2736	6007-PLN-CTS-26-54-6901	FIELD BETA. ELECTRICAL BUSDUCT STRUCTURE AND FOUNDATION. FOUNDATION AND FRAMING PLANS	Drawing	2	CIVIL -1	VENDOR	Approval
2737	6007-PLN-CTS-26-54-6902	FIELD BETA. ELECTRICAL BUSDUCT STRUCTURE AND FOUNDATION. FRAMING PLANS AND ELEVATIONS	Drawing	2	CIVIL -1	VENDOR	Approval
2738	6007-PLN-CTS-26-54-6903	FIELD BETA. ELECTRICAL BUSDUCT STRUCTURE AND FOUNDATION. TYPICAL DETAILS	Drawing	0	CIVIL -1	VENDOR	Approval
2739	6007-PLN-CTS-26-54-6904	FIELD BETA. ELECTRICAL BUSDUCT STRUCTURE AND FOUNDATION. FOUNDATION DETAILS	Drawing	2	CIVIL -1	VENDOR	Approval
2740	6007-PLN-CTS-26-54-6905	FIELD BETA. ELECTRICAL BUSDUCT STRUCTURE AND FOUNDATION. FRAMING DETAILS	Drawing	1	CIVIL -1	VENDOR	Approval
2741	6007-PLN-CTS-26-54-6906	FIELD BETA. ELECTRICAL BUSDUCT STRUCTURE AND FOUNDATION. FRAMING DETAILS	Drawing	1	CIVIL -1	VENDOR	Approval
2742	6007-CAL-AGE-58-54-2345	MOJAVE SOLAR HTF FILTER ACCESS (ALPHA)	Calculation	2	CIVIL -1	VENDOR	Approval
2743	6007-PLN-AGE-58-54-2345	MOJAVE SOLAR PROJECT FIELD ALPHA HTF MAIN PUMPS FILTERS AUXILIARY PLATFORMS. COVER SHEETS	Drawing	2	CIVIL -1	VENDOR	Approval
2744	6007-PLN-AGE-58-54-2346	MOJAVE SOLAR PROJECT ALPHA PLANT HTF MAIN PUMPS FILTERS AUXILIARY PLATFORMS. GENERAL NOTES	Drawing	2	CIVIL -1	VENDOR	Approval
2745	6007-PLN-AGE-58-54-2347	MOJAVE SOLAR PROJECT ALPHA PLANT HTF MAIN PUMPS FILTERS AUXILIARY PLATFORMS. PLATFORM 1. STRUCTURE STEEL, FRAMES	Drawing	2	CIVIL -1	VENDOR	Approval
2746	6007-PLN-AGE-58-54-2348	MOJAVE SOLAR PROJECT ALPHA PLANT HTF MAIN PUMPS FILTERS AUXILIARY PLATFORMS. PLATFORM 1. STRUCTURE STEEL, FRAMES	Drawing	2	CIVIL -1	VENDOR	Approval
2747	6007-PLN-AGE-58-54-2349	MOJAVE SOLAR PROJECT ALPHA PLANT HTF MAIN PUMPS FILTERS AUXILIARY PLATFORMS. PLATFORM 2. STRUCTURE STEEL, FRAMES	Drawing	2	CIVIL -1	VENDOR	Approval
2748	6007-PLN-AGE-58-54-2350	MOJAVE SOLAR PROJECT ALPHA PLANT HTF MAIN PUMPS FILTERS AUXILIARY PLATFORMS. PLATFORM 2. STRUCTURE STEEL, FRAMES	Drawing	2	CIVIL -1	VENDOR	Approval
2749	6007-PLN-AGE-58-54-2351	MOJAVE SOLAR PROJECT ALPHA PLANT HTF MAIN PUMPS FILTERS AUXILIARY PLATFORMS. PLATFORM 3. STRUCTURE STEEL, FRAMES	Drawing	2	CIVIL -1	VENDOR	Approval
2750	6007-PLN-AGE-58-54-2352	MOJAVE SOLAR PROJECT ALPHA PLANT HTF MAIN PUMPS FILTERS AUXILIARY PLATFORMS. PLATFORM 3. STRUCTURE STEEL, FRAMES	Drawing	2	CIVIL -1	VENDOR	Approval
2751	6007-PLN-AGE-58-54-2353	MOJAVE SOLAR PROJECT ALPHA PLANT HTF MAIN PUMPS FILTERS AUXILIARY PLATFORMS. PLATFORM 4. STRUCTURE STEEL, FRAMES	Drawing	2	CIVIL -1	VENDOR	Approval
2752	6007-PLN-AGE-58-54-2354	MOJAVE SOLAR PROJECT ALPHA PLANT HTF MAIN PUMPS FILTERS AUXILIARY PLATFORMS. PLATFORM 4. STRUCTURE STEEL, FRAMES	Drawing	2	CIVIL -1	VENDOR	Approval
2753	6007-PLN-AGE-58-54-2355	MOJAVE SOLAR PROJECT ALPHA PLANT HTF MAIN PUMPS FILTERS AUXILIARY PLATFORMS. PLATFORM 5. STRUCTURE STEEL, FRAMES	Drawing	2	CIVIL -1	VENDOR	Approval
2754	6007-PLN-AGE-58-54-2356	MOJAVE SOLAR PROJECT ALPHA PLANT HTF MAIN PUMPS FILTERS AUXILIARY PLATFORMS. PLATFORM 5. STRUCTURE STEEL, FRAMES	Drawing	2	CIVIL -1	VENDOR	Approval
2755	6007-PLN-AGE-58-54-2357	MOJAVE SOLAR PROJECT ALPHA PLANT HTF MAIN PUMPS FILTERS AUXILIARY PLATFORMS. CONNECTION DETAILS	Drawing	2	CIVIL -1	VENDOR	Approval
2756	6007-PLN-AGE-58-54-2358	MOJAVE SOLAR PROJECT ALPHA PLANT HTF MAIN PUMPS FILTERS AUXILIARY PLATFORMS. CONNECTION DETAILS	Drawing	2	CIVIL -1	VENDOR	Approval
2757	6007-PLN-AGE-58-54-2359	MOJAVE SOLAR PROJECT ALPHA PLANT HTF MAIN PUMPS FILTERS AUXILIARY PLATFORMS. CONNECTION DETAILS	Drawing	2	CIVIL -1	VENDOR	Approval
2758	6007-PLN-AGE-58-54-2360	MOJAVE SOLAR PROJECT ALPHA PLANT HTF MAIN PUMPS FILTERS AUXILIARY PLATFORMS. CONNECTION DETAILS	Drawing	2	CIVIL -1	VENDOR	Approval
2759	6007-CAL-AGE-58-54-6345	MOJAVE SOLAR HTF FILTER ACCESS (BETA)	Calculation	2	CIVIL -1	VENDOR	Approval
2760	6007-PLN-AGE-58-54-6345	MOJAVE SOLAR PROJECT FIELD BETA HTF MAIN PUMPSFILTERS AUXILIARY PLATFORMS. COVER SHEETS	Drawing	2	CIVIL -1	VENDOR	Approval
2761	6007-PLN-AGE-58-54-6346	MOJAVE SOLAR PROJECT BETA PLANT HTF MAIN PUMPS FILTERS AUXILIARY PLATFORMS. GENERAL NOTES	Drawing	2	CIVIL -1	VENDOR	Approval
2762	6007-PLN-AGE-58-54-6347	MOJAVE SOLAR PROJECT BETA PLANT HTF MAIN PUMPS FILTERS AUXILIARY PLATFORMS. PLATFORM 1. STRUCTURE STEEL, FRAMES	Drawing	2	CIVIL -1	VENDOR	Approval
2763	6007-PLN-AGE-58-54-6348	MOJAVE SOLAR PROJECT BETA PLANT HTF MAIN PUMPS FILTERS AUXILIARY PLATFORMS. PLATFORM 1. STRUCTURE STEEL, FRAMES	Drawing	2	CIVIL -1	VENDOR	Approval
2764	6007-PLN-AGE-58-54-6349	MOJAVE SOLAR PROJECT BETA PLANT HTF MAIN PUMPS FILTERS AUXILIARY PLATFORMS. PLATFORM 2. STRUCTURE STEEL, FRAMES	Drawing	2	CIVIL -1	VENDOR	Approval
2765	6007-PLN-AGE-58-54-6350	MOJAVE SOLAR PROJECT BETA PLANT HTF MAIN PUMPS FILTERS AUXILIARY PLATFORMS. PLATFORM 2. STRUCTURE STEEL, FRAMES	Drawing	2	CIVIL -1	VENDOR	Approval
2766	6007-PLN-AGE-58-54-6351	MOJAVE SOLAR PROJECT BETA PLANT HTF MAIN PUMPS FILTERS AUXILIARY PLATFORMS. PLATFORM 3. STRUCTURE STEEL, FRAMES	Drawing	2	CIVIL -1	VENDOR	Approval
2767	6007-PLN-AGE-58-54-6352	MOJAVE SOLAR PROJECT BETA PLANT HTF MAIN PUMPS FILTERS AUXILIARY PLATFORMS. PLATFORM 3. STRUCTURE STEEL, FRAMES	Drawing	2	CIVIL -1	VENDOR	Approval
2768	6007-PLN-AGE-58-54-6353	MOJAVE SOLAR PROJECT BETA PLANT HTF MAIN PUMPS FILTERS AUXILIARY PLATFORMS. PLATFORM 4. STRUCTURE STEEL, FRAMES	Drawing	2	CIVIL -1	VENDOR	Approval
2769	6007-PLN-AGE-58-54-6354	MOJAVE SOLAR PROJECT BETA PLANT HTF MAIN PUMPS FILTERS AUXILIARY PLATFORMS. PLATFORM 4. STRUCTURE STEEL, FRAMES	Drawing	2	CIVIL -1	VENDOR	Approval
2770	6007-PLN-AGE-58-54-6355	MOJAVE SOLAR PROJECT BETA PLANT HTF MAIN PUMPS FILTERS AUXILIARY PLATFORMS. PLATFORM 5. STRUCTURE STEEL, FRAMES	Drawing	2	CIVIL -1	VENDOR	Approval
2771	6007-PLN-AGE-58-54-6356	MOJAVE SOLAR PROJECT BETA PLANT HTF MAIN PUMPS FILTERS AUXILIARY PLATFORMS. PLATFORM 5. STRUCTURE STEEL, FRAMES	Drawing	2	CIVIL -1	VENDOR	Approval
2772	6007-PLN-AGE-58-54-6357	MOJAVE SOLAR PROJECT BETA PLANT HTF MAIN PUMPS FILTERS AUXILIARY PLATFORMS. CONNECTION DETAILS	Drawing	2	CIVIL -1	VENDOR	Approval
2773	6007-PLN-AGE-58-54-6358	MOJAVE SOLAR PROJECT BETA PLANT HTF MAIN PUMPS FILTERS AUXILIARY PLATFORMS. CONNECTION DETAILS	Drawing	2	CIVIL -1	VENDOR	Approval
2774	6007-PLN-AGE-58-54-6359	MOJAVE SOLAR PROJECT BETA PLANT HTF MAIN PUMPS FILTERS AUXILIARY PLATFORMS. CONNECTION DETAILS	Drawing	2	CIVIL -1	VENDOR	Approval
2775	6007-PLN-AGE-58-54-6360	MOJAVE SOLAR PROJECT BETA PLANT HTF MAIN PUMPS FILTERS AUXILIARY PLATFORMS. CONNECTION DETAILS	Drawing	2	CIVIL -1	VENDOR	Approval
2776	0801 PCR 131007	REVISION LETTER	Letter	2	CIVIL -1	VENDOR	Approval
2777	6007-CAL-CTS-12-52-1800	MOJAVE SOLAR PROJECT FIELD ALPHA FILTER SLAB	Calculation	0	CIVIL -1	VENDOR	Approval
2778	6007-PLN-CTS-12-52-1800	FIELD ALPHA. WTP FILTER SLAB. GENERAL STRUCTURAL NOTES	Drawing	1	CIVIL -1	VENDOR	Approval
2779	6007-PLN-CTS-12-52-1801	FIELD ALPHA. WTP FILTER SLAB. FOUNDATION PLAN	Drawing	1	CIVIL -1	VENDOR	Approval
2780	6007-PLN-CTS-12-52-1802	FIELD ALPHA. WTP FILTER SLAB. DETAILS	Drawing	1	CIVIL -1	VENDOR	Approval
2781	6007-PLN-CTS-12-52-1803	FIELD ALPHA. WTP FILTER SLAB. DETAILS	Drawing	1	CIVIL -1	VENDOR	Approval
2782	6007-CAL-CTS-12-52-6800	MOJAVE SOLAR PROJECT FIELD BETA FILTER SLAB	Calculation	0	CIVIL -1	VENDOR	Approval
2783	6007-PLN-CTS-12-52-6800	FIELD BETA. WTP FILTER SLAB. GENERAL STRUCTURAL NOTES	Drawing	1	CIVIL -1	VENDOR	Approval
2784	6007-PLN-CTS-12-52-6801	FIELD BETA. WTP FILTER SLAB. FOUNDATION PLAN	Drawing	1	CIVIL -1	VENDOR	Approval
2785	6007-PLN-CTS-12-52-6802	FIELD BETA. WTP FILTER SLAB. DETAILS	Drawing	1	CIVIL -1	VENDOR	Approval
2786	6007-PLN-CTS-12-52-6803	FIELD BETA. WTP FILTER SLAB. DETAILS	Drawing	1	CIVIL -1	VENDOR	Approval
2787	6007-CAL-CTS-12-52-1801	MOJAVE SOLAR PROJECT ALPHA FIELD STRUC 1-52.00-A&B-Water Filter Slabs-PC1 response letter	Calculation	0	CIVIL -1	VENDOR	Approval
2788	6007-CAL-CTS-12-52-6801	MOJAVE SOLAR PROJECT BETA FIELD STRUC 1-52.00-A&B-Water Filter Slabs-PC1 response letter	Calculation	0	CIVIL -1	VENDOR	Approval
2789	6007-CAL-AGE-21-52-2060	Calculation Report for Utilites Steam Generator Supports Foundation Columns Alpha Plant	Calculation	0	CIVIL -1	VENDOR	Approval
2790	6007-CAL-AGE-21-52-6060	Calculation Report for Utilites Steam Generator Supports Foundation Columns Beta Plant	Calculation	0	CIVIL -1	VENDOR	Approval
2791	6007-PLN-AGE-21-52-2060	Mojave Generating Station. Alpha Plant steam Generators Evaporators Foundations Columns Details II	Drawing	0	CIVIL -1	VENDOR	Approval
2792	6007-PLN-AGE-21-52-6060	Mojave Generating Station. Beta Plant steam Generators Evaporators Foundations Columns Details II	Drawing	0	CIVIL -1	VENDOR	Approval
2793	6007-PLN-ATM-67-33-2010	Water Treatment Plant Filter Grounding System Alpha Plant	Drawing	0	CIVIL -1	VENDOR	Approval
2794	6007-PLN-ATM-67-33-6010	Water Treatment Plant Filter Grounding System Beta Plant	Drawing	0	CIVIL -1	VENDOR	Approval
2795	BV RESPONSE STRUC-1-52 00-PC2	Revision Letter	Spec	NA	CIVIL -1	VENDOR	Approval
2796	6007-ESP-ATP-00-50-C034	Civil Tender process specifications	Spec	2	CIVIL -1	VENDOR	Approval

ABENER TEYMA
MOJAVE

Compliance No.:		GEN-2					
Job :		Mojave Solar Project					
Date: 02/06/14		Description: Civil Master Drawing List					
Line No.	Sheet No.	Description	Type of Document	Revision Number	Applicable Condition of Certification	Vendor Supplied or EOR	Reason for Submittal
2797	6007-ESP-ATP-00-00-GW001	Engineering Standards and Practices Specifications for Groundwater Well Reconnaissance and Retrofit	Spec	1	CIVIL -1	VENDOR	Approval
2798	6007-ESP-ATP-00-00-WTW001	Specification for Water Well Subcontract	Spec	0	CIVIL -1	VENDOR	Approval
2799	6007-ESP-ATP-00-50-3100	Engineering Standards and Practices Specifications for Concrete Forms and Accessories	Spec	1	CIVIL -1	VENDOR	Approval
2800	6007-ESP-ATP-00-50-3200	Engineering Standards and Practices Specifications for Concrete Reinforcement	Spec	2	CIVIL -1	VENDOR	Approval
2801	6007-ESP-ATP-00-50-5120	Engineering Standards and Practices Specifications for Structural Steel	Spec	1	CIVIL -1	VENDOR	Approval
2802	6007-ESP-ATP-00-50-C014	Engineering Standards and Practices Technical Specifications for Ready Mix Concrete Production & Delivery	Spec	0	CIVIL -1	VENDOR	Approval
2803	6007-ESP-ATP-00-50-C015	Engineering Standards and Practices RFQ Particular Commercial Conditions for Ready Mix Concrete Production & Delivery	Spec	0	CIVIL -1	VENDOR	Approval
2804	6007-ESP-ATP-00-50-C021	Civil Tender Process Specifications	Spec	1	CIVIL -1	VENDOR	Approval
2805	6007-ESP-ATP-00-50-C022	Engineering Standards and Practices Specifications for Flexible Pavement	Spec	0	CIVIL -1	VENDOR	Approval
2806	6007-ESP-ATP-00-50-C024	Engineering Standards and Practices Specifications for Site Clearing and Rough Grading	Spec	0	CIVIL -1	VENDOR	Approval
2807	6007-ESP-ATP-00-50-C025	Engineering Standards and Practices Specifications for Earthwork	Spec	0	CIVIL -1	VENDOR	Approval
2808	6007-ESP-ATP-00-50-C026	Engineering Standards and Practices Specifications for Erosion/Sediment Control	Spec	0	CIVIL -1	VENDOR	Approval
2809	6007-ESP-ATP-00-50-C027	Engineering Standards and Practices Specifications for Soil Stabilization (Soil Cement)	Spec	0	CIVIL -1	VENDOR	Approval
2810	6007-ESP-ATP-00-50-C028	Engineering Standards and Practices Specifications for Aggregate Base Course	Spec	0	CIVIL -1	VENDOR	Approval
2811	6007-ESP-ATP-00-50-C029	Engineering Standards and Practices Specifications for Cast-in-Place Concrete	Spec	0	CIVIL -1	VENDOR	Approval
2812	6007-ESP-ATP-00-50-C030	Engineering Standards and Practices Specifications for Dust Control	Spec	0	CIVIL -1	VENDOR	Approval
2813	6007-ESP-ATP-00-50-C033	Engineering Standards and Practices Specifications for Site Fence Installation	Spec	0	CIVIL -1	VENDOR	Approval
2814	6007-ESP-ATP-00-50-D001	Engineering Standards and Practices Specifications for Demolition Construction Project Subcontract	Spec	0	CIVIL -1	VENDOR	Approval
2815	6007-ESP-ATP-65-77-0001	Specification for Video Surveillance System	Spec	0	CIVIL -1	VENDOR	Approval
2816	CIVIL-1-0.00-Civil Specitications	Revision Letter	Spec	NA	CIVIL -1	VENDOR	Approval
2817	6007-PLN-AGE-00-31-0030	Beta Plant Underground Ductbank Plans Power Block & Utilities	Drawing	2	CIVIL -1	VENDOR	Approval
2818	6007-PLN-AGE-00-31-0090	Beta Plant Underground Ductbank Profiles Power Block & Utilities Area	Drawing	2	CIVIL -1	VENDOR	Approval
2819	6007-PLN-AGE-00-31-0091	Alpha Plant Underground Ductbank Profiles Power Block & Utilities Area	Drawing	3	CIVIL -1	VENDOR	Approval
2820	6007-PLN-AGE-00-31-0092	Alpha Plant Underground Ductbank Profiles Power Block & Utilities Area	Drawing	4	CIVIL -1	VENDOR	Approval
2821	6007-PLN-AGE-00-31-0095	Beta Plant Manholes Details. MH-B5 Power Block & Utilites	Drawing	3	CIVIL -1	VENDOR	Approval
2822	6007-PLN-AGE-58-31-1002	Underground Ductbanks General Manholes Details	Drawing	3	CIVIL -1	VENDOR	Approval
2823	CIVIL-1-24.01_Response Letter - PC2	Revision Letter	Response Letter	NA	CIVIL -1	VENDOR	Approval
2824	6007-PLN-AGE-00-52-4084	Mojave Solar Project. Alpha Plant Miscellaneous Foundations Central Plant Coordinates	Drawing	3	CIVIL -1	VENDOR	Approval
2825	6007-PLN-AGE-00-52-4085	Mojave Solar Project. Alpha Plant Miscellaneous Foundations Central Plant Section & Details	Drawing	4	CIVIL -1	VENDOR	Approval
2826	Addendum1	Anchor type and diameter	Response Letter	NA	CIVIL -1	VENDOR	Approval
2827	Cover Letter_Central Plant Miscellaneous Foundations	Revision Letter	Response Letter	NA	CIVIL -1	VENDOR	Approval
2828	6007-PLN-AGE-00-31-0030	Beta Plant Underground Ductbank Plans Power Block & Utilities	Drawing	2	CIVIL -1	VENDOR	Approval
2829	6007-PLN-AGE-00-31-0090	Beta Plant Underground Ductbank Profiles Power Block & Utilities Area	Drawing	2	CIVIL -1	VENDOR	Approval
2830	6007-PLN-AGE-00-31-0091	Alpha Plant Underground Ductbank Profiles Power Block & Utilities Area	Drawing	3	CIVIL -1	VENDOR	Approval
2831	6007-PLN-AGE-00-31-0092	Alpha Plant Underground Ductbank Profiles Power Block & Utilities Area	Drawing	4	CIVIL -1	VENDOR	Approval
2832	6007-PLN-AGE-00-31-0095	Beta Plant Manholes Details. MH-B5 Power Block & Utilites	Drawing	3	CIVIL -1	VENDOR	Approval
2833	6007-PLN-AGE-58-31-1002	Underground Ductbanks General Manholes Details	Drawing	3	CIVIL -1	VENDOR	Approval
2834	CIVIL-1-24.01_Response Letter - PC2	Revision Letter	Response Letter	NA	CIVIL -1	VENDOR	Approval
2835	6007-PLN-AGE-00-52-4084	Mojave Solar Project. Alpha Plant Miscellaneous Foundations Central Plant Coordinates	Drawing	3	CIVIL -1	VENDOR	Approval
2836	6007-PLN-AGE-00-52-4085	Mojave Solar Project. Alpha Plant Miscellaneous Foundations Central Plant Section & Details	Drawing	4	CIVIL -1	VENDOR	Approval
2837	Addendum1	Anchor type and diameter	Response Letter	NA	CIVIL -1	VENDOR	Approval
2838	Cover Letter_Central Plant Miscellaneous Foundations	Revision Letter	Response Letter	NA	CIVIL -1	VENDOR	Approval
2839	6007-CAL-AGE-87-52-1500	CALCULATION REPORT FOR BIOREMEDIATION FACILITIES FOUNDATION. CONCRETE SLAB FOR SPRINKLER SYSTEM EQUIPMENT. ALPHA PL	Calculation	1	CIVIL -1	VENDOR	Approval
2840	6007-PLN-AGE-87-52-1500	MOJAVE SOLAR PROJECT ALPHA PLANT. BIOREMEDIATION FACILITIES CONCRETE SLAB FOR SPRINKLER SYSTEM EQUP. FOUNDATION. CO	Drawing	1	CIVIL -1	VENDOR	Approval
2841	6007-PLN-AGE-87-52-1510	MOJAVE SOLAR PROJECT ALPHA PLANT. BIOREMEDIATION FACILITIES CONCRETE SLAB FOR SPRINKLER SYSTEM EQUP. FOUNDATION. GE	Drawing	1	CIVIL -1	VENDOR	Approval
2842	6007-PLN-AGE-87-52-1520	MOJAVE SOLAR PROJECT ALPHA PLANT. BIOREMEDIATION FACILITIES CONCRETE SLAB FOR SPRINKLER SYSTEM EQUP. FOUNDATION. DE	Drawing	1	CIVIL -1	VENDOR	Approval
2843	6007-CAL-AGE-87-52-9500	CALCULATION REPORT FOR BIOREMEDIATION FACILITIES FOUNDATION. CONCRETE SLAB FOR SPRINKLER SYSTEM EQUIPMENT. BETA PLA	Calculation	1	CIVIL -1	VENDOR	Approval
2844	6007-PLN-AGE-87-52-9500	MOJAVE SOLAR PROJECT BETA PLANT. BIOREMEDIATION FACILITIES CONCRETE SLAB FOR SPRINKLER SYSTEM EQUP. FOUNDATION. COV	Drawing	1	CIVIL -1	VENDOR	Approval
2845	6007-PLN-AGE-87-52-9510	MOJAVE SOLAR PROJECT BETA PLANT. BIOREMEDIATION FACILITIES CONCRETE SLAB FOR SPRINKLER SYSTEM EQUP. FOUNDATION. GEN	Drawing	1	CIVIL -1	VENDOR	Approval
2846	6007-PLN-AGE-87-52-9520	MOJAVE SOLAR PROJECT BETA PLANT. BIOREMEDIATION FACILITIES CONCRETE SLAB FOR SPRINKLER SYSTEM EQUP. FOUNDATION. DETA	Drawing	1	CIVIL -1	VENDOR	Approval
2847	Plan Check Reply_STRUCT-1-17.01 PC1	REVISION LETTER	Response Letter	NA	CIVIL -1	VENDOR	Approval
2848	6007-PLN-AGE-67-33-0002	UTILITIES. GROUNDING DETAILS.	Drawing	0	CIVIL -1	VENDOR	Approval
2849	6007-CAL-AGE-58-54-3400	CALCULATION REPORT FOR RACK 1 REVISION NON STRUCTURAL. ALPHA AND BETA Plant	Calculation	4	CIVIL -1	VENDOR	Approval
2850	6007-CAL-AGE-87-52-1500	CALCULATION REPORT FOR BIOREMEDIATION FACILITIES.Concrete slab for Sprinkler system equipment ALPHA PLANT	Calculation	2	CIVIL -1	VENDOR	Approval
2851	6007-PLN-AGE-87-52-1500	MOJAVE SOLAR PROJECT. ALPHA PLANT. BIOREMEDIATION FACILITIES.Concrete slab for Sprinkler system equip. COVER SHEET	Drawing	1	CIVIL -1	VENDOR	Approval
2852	6007-PLN-AGE-87-52-1510	MOJAVE SOLAR PROJECT.ALPHA PLANT. BIOREMEDIATION FACILITIES Concrete slab for Sprinkler system equip.GENERAL NOTES	Drawing	2	CIVIL -1	VENDOR	Approval
2853	6007-PLN-AGE-87-52-1520	MOJAVE SOLAR PROJECT ALPHA PLANT. BIOREMEDIATION FACILITIES Concrete slab for Sprinkler system equip. DETAILS	Drawing	2	CIVIL -1	VENDOR	Approval
2854	6007-CAL-AGE-87-52-9500	CALCULATION REPORT FOR BIOREMEDIATION FACILITIES.Concrete slab for Sprinkler system equipment Beta PLANT	Calculation	2	CIVIL -1	VENDOR	Approval
2855	6007-PLN-AGE-87-52-9500	MOJAVE SOLAR PROJECT BETA PLANT. BIOREMEDIATION FACILITIES Concrete slab for Sprinkler system equip. COVER SHEET	Drawing	1	CIVIL -1	VENDOR	Approval
2856	6007-PLN-AGE-87-52-9510	MOJAVE SOLAR PROJECT BETA PLANT. BIOREMEDIATION FACILITIES Concrete slab for Sprinkler system equip. GENERAL NOTES	Drawing	2	CIVIL -1	VENDOR	Approval
2857	6007-PLN-AGE-87-52-9520	MOJAVE SOLAR PROJECT BETA PLANT. BIOREMEDIATION FACILITIES Concrete slab for Sprinkler system equip. DETAILS	Drawing	2	CIVIL -1	VENDOR	Approval
2858	6007-PLN-AGE-67-33-0002	UTILITIES. GROUNDING DETAILS.	Drawing	0	CIVIL -1	VENDOR	Approval
2859	Calculation Data Sheet for IMFO Tank	POLY PROCESSING COMPANY. CALCULATION DATA SHEET FOR IMFO TANK.	Calculation	0	CIVIL -1	VENDOR	Approval
2860	Tank Drawing	6100 GALLON UPRIGHT TANK	Response Letter	G	CIVIL -1	VENDOR	Approval
2861	PPC_Catalog_Revised_Oct13	POLY PROCESSING CATALOG FOR CHEMICAL STORAGE TANK SYSTEM AND ACCESSORIES	Response Letter	n/a	CIVIL -1	VENDOR	Approval
2862	Plan Check Reply_STRUCT-1-17.01 PC2	CIVIL-1-17.01-Bioremediation Facility Slab-PC2	Response Letter	n/a	CIVIL -1	VENDOR	Approval
2863	6007-CAL-ATM-00-54-2000	Calculation report for Typical electrical tray support. Electrical building. Alpha and Beta Plants	Calculation	0	CIVIL -1	VENDOR	Approval
2864	6007-PLN-ATM-00-54-2000	MOJAVE SOLAR PROJECT. ELECTRICAL TRAYS SUPPORT. GENERAL NOTES	Drawing	0	CIVIL -1	VENDOR	Approval
	6007-PLN-ATM-00-54-2001	MOJAVE SOLAR PROJECT. ELECTRICAL TRAYS SUPPORT. PLANS ELEVATIONS AND DETAILS	Drawing	0	CIVIL -1	VENDOR	Approval
	6007-PLN-AGE-00-50-S001-R03	General Civil and Structural notes	Drawing	3	CIVIL -1	VENDOR	Approval
	6007-CAL-AGE-57-52-2201	Calculation Report for HTF Pipe Supports foundations North East Alpha Plant (Annex)	Calculation	2	CIVIL -1	VENDOR	Approval
	6007-PLN-AGE-57-52-2208	Mojave Solar Project. Alpha Plant NE Solar Field. HTF Pipe Supports Foundations Sections and Details III	Drawing	4	CIVIL -1	VENDOR	Approval
	6007-PLN-ATP-28-34-6001	Relocation of 12.5 Kv Line	Drawing	0	CIVIL -1	VENDOR	Approval
	6007-PLN-ATP-28-34-6002	Relocation of 12.5 Kv Line	Drawing	0	CIVIL -1	VENDOR	Approval
	6007-PLN-ATP-28-34-6003	Relocation of 12.5 Kv Line	Drawing	0	CIVIL -1	VENDOR	Approval
	6007-CAL-AGE-21-52-2160	Calculation Report for Utilities Steam Generator Supports Foundation Columns II Alpha Plant	Calculation	1	CIVIL -1	VENDOR	Approval
	6007-CAL-AGE-21-52-6160	Calculation Report for Utilities Steam Generator Supports Foundation Columns II Beta Plant	Calculation	1	CIVIL -1	VENDOR	Approval
	6007-PLN-AGE-21-52-2150	Mojave Solar Project. Field Alpha Steam Generator Supports Foundation Columns II. Cover Sheet	Drawing	0	CIVIL -1	VENDOR	Approval
	6007-PLN-AGE-21-52-2151	Mojave Solar Project. Field Alpha Steam Generator Supports Foundation Columns II. General Notes	Drawing	0	CIVIL -1	VENDOR	Approval
	6007-PLN-AGE-21-52-2160	Mojave Solar Project. Alpha Plant Steam Generators evaporators Foundation II Columns Details	Drawing	1	CIVIL -1	VENDOR	Approval
	6007-PLN-AGE-21-52-6150	Mojave Solar Project. Field Beta Steam Generator Supports Foundation Columns II. Cover Sheet	Drawing	0	CIVIL -1	VENDOR	Approval
	6007-PLN-AGE-21-52-6151	Mojave Solar Project. Field Beta Steam Generator Supports Foundation Columns II. General Notes	Drawing	0	CIVIL -1	VENDOR	Approval
	6007-PLN-AGE-21-52-6160	Mojave Solar Project. Beta Plant Steam Generators evaporators Foundation II Columns Details	Drawing	1	CIVIL -1	VENDOR	Approval
	Plan Check Reply_STRUCT-1-59.00 PC1	STRUC-1-59.00-A&B Steam Generator Supports Foundation Columns-PC1	Response Letter	NA	CIVIL -1	VENDOR	Approval
	6007-CAL-AGE-40-52-4990	CALCULATION REPORT FOR HYDROPNEUMATIC TANK FOUNDATION. ALPHA PLANT	Calculation	0	CIVIL -1	VENDOR	Approval
	6007-PLN-AGE-40-52-4990	MOJAVE SOLAR PROJECT FIELD ALPHA HYDROPNEUMATIC TANK FOUNDATION. COVER SHEET	Drawing	0	CIVIL -1	VENDOR	Approval
	6007-PLN-AGE-40-52-4991	MOJAVE SOLAR PROJECT ALPHA PLANT HYDROPNEUMATIC TANK FOUNDATION. GENERAL NOTES	Drawing	0	CIVIL -1	VENDOR	Approval
	6007-PLN-AGE-40-52-4992	MOJAVE SOLAR PROJECT ALPHA PLANT HYDROPNEUMATIC TANK FOUNDATION. DETAILS	Drawing	0	CIVIL -1	VENDOR	Approval
	6007-CAL-AGE-40-52-6990	CALCULATION REPORT FOR HYDROPNEUMATIC TANK FOUNDATION. BETA PLANT	Calculation	0	CIVIL -1	VENDOR	Approval
	6007-PLN-AGE-40-52-6990	MOJAVE SOLAR PROJECT FIELD BETA PLANT HYDROPNEUMATIC TANK FOUNDATION. COVER SHEET	Drawing	0	CIVIL -1	VENDOR	Approval
	6007-PLN-AGE-40-52-6991	MOJAVE SOLAR PROJECT BETA PLANT HYDROPNEUMATIC TANK FOUNDATION. GENERAL NOTES	Drawing	0	CIVIL -1	VENDOR	Approval
	6007-PLN-AGE-40-52-6992	MOJAVE SOLAR PROJECT BETA PLANT HYDROPNEUMATIC TANK FOUNDATION. DETAILS	Drawing	0	CIVIL -1	VENDOR	Approval
	6007-CAL-AGE-21-52-2260	Calculations Report for Ultilites Steam Generator Supports Foundation Pedestals Alpha Plant	Calculation	0	CIVIL -1	VENDOR	Approval
	6007-CAL-AGE-21-52-6260	Calculations Report for Ultilites Steam Generator Supports Foundation Pedestals Beta Plant	Calculation	0	CIVIL -1	VENDOR	Approval
	6007-PLN-AGE-21-52-2250	Mojave Solar Project. Field Alpha Steam Generator Supports III Foundation Pedestals. Cover sheet	Drawing	0	CIVIL -1	VENDOR	Approval
	6007-PLN-AGE-21-52-2251	Mojave Solar Project. Field Alpha Steam Generator Supports III Foundation Pedestals. General Notes	Drawing	0	CIVIL -1	VENDOR	Approval
	6007-PLN-AGE-21-52-2260	Mojave Solar Project. Alpha Plant Steam Generator Supports III Foundation Pedestals. Details	Drawing	0	CIVIL -1	VENDOR	Approval
	6007-PLN-AGE-21-52-6250	Mojave Solar Project. Field Beta Steam Generator Supports III Foundation Pedestals. Cover sheet	Drawing	0	CIVIL -1	VENDOR	Approval
	6007-PLN-AGE-21-52-6251	Mojave Solar Project. Field Beta Steam Generator Supports III Foundation Pedestals. General Notes	Drawing	0	CIVIL -1	VENDOR	Approval
	6007-PLN-AGE-21-52-6260	Mojave Solar Project. Beta Plant Steam Generator Supports III Foundation Pedestals. Details	Drawing	0	CIVIL -1	VENDOR	Approval
	6007-PLN-AGE-00-50-S001	General civil and structural notes	Drawing	3	CIVIL -1	VENDOR	Approval
	6007-PLN-AGE-16-52-4041	Mojave Solar Project. Alpha Plant Compressed Air System Building & Tanks Anchor Bolts Location Plans	Drawing	0	CIVIL -1	VENDOR	Approval
	6007-PLN-AGE-16-52-8041	Mojave Solar Project. Beta Plant Compressed Air System Building & Tanks Anchor Bolts Location Plans	Drawing	0	CIVIL -1	VENDOR	Approval
	Compressed_Air-Anchor_Bolts_Part1	Seismic Calculation Worksheet	Response Letter	NA	CIVIL -1	VENDOR	Approval
	Compressed_Air-Anchor_Bolts_Part2	Seismic Calculation Worksheet	Response Letter	NA	CIVIL -1	VENDOR	Approval
	Compressed_Air-Anchor_Bolts_Part3	Seismic Calculation Worksheet	Response Letter	NA	CIVIL -1	VENDOR	Approval
	Compressed_Air-Anchor_Bolts_Part4	Seismic Calculation Worksheet	Response Letter	NA	CIVIL -1	VENDOR	Approval
	Compressed_Air-Anchor_Bolts_Part5	Seismic Calculation Worksheet	Response Letter	NA	CIVIL -1	VENDOR	Approval
	6007-PLN-AGE-16-52-4041	Mojave Solar Project. Alpha Plant Compressed Air Systems Buildings & Tanks Anchor Bolts Location Plans	Drawing	0	CIVIL -1	VENDOR	Approval
	6007-PLN-AGE-16-52-8041	Mojave Solar Project. Beta Plant Compressed Air Systems Buildings & Tanks Anchor Bolts Location Plans	Drawing		CIVIL -1	VENDOR	Approval
	6007-PLN-JHF-16-62-0001	Plan Foundation Aircooled, Low Ambient	Drawing	A	CIVIL -1	VENDOR	Approval
	6007-PLN-JHF-16-62-0002	General Arrangement Dryer	Drawing	0	CIVIL -1	VENDOR	Approval
	6007-PLN-JHF-16-62-0003	General Arrangement Air Receiver 1550 Gallon	Drawing	0	CIVIL -1	VENDOR	Approval
	6007-PLN-JHF-16-62-0004	General Arrangement Air Receiver 2560 Gallon	Drawing	0	CIVIL -1	VENDOR	Approval
	Plan Check Reply - STRUC 1-16_02	Revision Letter	Response Letter	NA	CIVIL -1	VENDOR	Approval
	6007-PLN-ATM-18-00-4000	MOJAVE SOLAR PROJECT FIELD ALPHA ADMINISTRATION BUILDING TEMPORAL PERMIT. URBANIZATION. COVER SHEET	Drawing	0	CIVIL -1	VENDOR	Approval
	6007-PLN-ATM-18-00-4001	MOJAVE SOLAR PROJECT FIELD ALPHA ADMINISTRATION BUILDING TEMPORAL PERMIT. URBANIZATION. GENERAL NOTES	Drawing	0	CIVIL -1	VENDOR	Approval
	6007-PLN-ATM-18-00-4002	MOJAVE SOLAR PROJECT ALPHA PLANT ADMINISTRATION BUILDING TEMPORAL PERMIT. URBANIZATION. PLAN AND DETAILS	Drawing	0	CIVIL -1	VENDOR	Approval
	6007-PLN-ATM-18-00-8000	MOJAVE SOLAR PROJECT FIELD BETA ADMINISTRATION BUILDING TEMPORAL PERMIT. URBANIZATION. COVER SHEET	Drawing	0	CIVIL -1	VENDOR	Approval
	6007-PLN-ATM-18-00-8001	MOJAVE SOLAR PROJECT FIELD BETA ADMINISTRATION BUILDING TEMPORAL PERMIT. URBANIZATION. GENERAL NOTES	Drawing	0	CIVIL -1	VENDOR	Approval
	6007-PLN-ATM-18-00-8002	MOJAVE SOLAR PROJECT BETA PLANT ADMINISTRATION BUILDING TEMPORAL PERMIT. URBANIZATION. PLAN AND DETAILS	Drawing	0	CIVIL -1	VENDOR	Approval
	6007-CAL-AGE-67-54-3501	CALCULATION REPORT FOR RACK 3 NON-STRUCTURAL COMPONENT	Calculation	0	CIVIL -1	VENDOR	Approval
	6007-PLN-AGE-67-54-3502	MOJAVE GENERATING STATION ALPHA PLANT MODULAR UTILITIES PIPERACK STEEL STRUCTURE. PLAN VIEW	Drawing	2	CIVIL -1	VENDOR	Approval
	6007-PLN-AGE-67-54-3503	MOJAVE GENERATING STATION ALPHA PLANT MODULAR UTILITIES PIPERACK STEEL STRUCTURE. ELEVATIONS	Drawing	3	CIVIL -1	VENDOR	Approval
	6007-PLN-AGE-67-54-3504	MOJAVE GENERATING STATION ALPHA PLANT MODULAR UTILITIES PIPERACK STEEL STRUCTURE. DETAILS AND BASE PLATES	Drawing	3	CIVIL -1	VENDOR	Approval

ABENER TEYMA
MOJAVE

Compliance No.:		GEN-2					
Job :		Mojave Solar Project					
Date: 02/06/14		Description: Civil Master Drawing List					
Line No.	Sheet No.	Description	Type of Document	Revision Number	Applicable Condition of Certification	Vendor Supplied or EOR	Reason for Submittal
	6007-PLN-AGE-67-54-3505	MOJAVE GENERATING STATION ALPHA PLANT MODULAR UTILITIES PIPERACK STEEL STRUCTURE. DETAILS (CABLE TRAYS)	Drawing	3	CIVIL -1	VENDOR	Approval
	6007-PLN-AGE-67-54-3506	MOJAVE GENERATING STATION ALPHA PLANT MODULAR UTILITIES PIPERACK STEEL STRUCTURE. DETAILS (CABLE TRAYS)	Drawing	0	CIVIL -1	VENDOR	Approval
	6007-PLN-AGE-67-54-3507	MOJAVE GENERATING STATION ALPHA PLANT MODULAR UTILITIES PIPERACK STEEL STRUCTURE. DETAILS (CABLE TRAYS)	Drawing	0	CIVIL -1	VENDOR	Approval
	6007-PLN-AGE-67-54-7502	MOJAVE GENERATING STATION BETA PLANT MODULAR UTILITIES PIPERACK STEEL STRUCTURE. PLAN VIEW	Drawing	2	CIVIL -1	VENDOR	Approval
	6007-PLN-AGE-67-54-7503	MOJAVE GENERATING STATION BETA PLANT MODULAR UTILITIES PIPERACK STEEL STRUCTURE. ELEVATIONS	Drawing	3	CIVIL -1	VENDOR	Approval
	6007-PLN-AGE-67-54-7504	MOJAVE GENERATING STATION BETA PLANT MODULAR UTILITIES PIPERACK STEEL STRUCTURE. DETAILS AND BASE PLATES	Drawing	2	CIVIL -1	VENDOR	Approval
	6007-PLN-AGE-67-54-7505	MOJAVE GENERATING STATION BETA PLANT MODULAR UTILITIES PIPERACK STEEL STRUCTURE. DETAILS (CABLE TRAYS)	Drawing	3	CIVIL -1	VENDOR	Approval
	6007-PLN-AGE-67-54-7506	MOJAVE GENERATING STATION BETA PLANT MODULAR UTILITIES PIPERACK STEEL STRUCTURE. DETAILS (CABLE TRAYS)	Drawing	0	CIVIL -1	VENDOR	Approval
	6007-PLN-AGE-67-54-7507	MOJAVE GENERATING STATION BETA PLANT MODULAR UTILITIES PIPERACK STEEL STRUCTURE. DETAILS (CABLE TRAYS)	Drawing	0	CIVIL -1	VENDOR	Approval
	Revision letter_STRUC-1-6.00X1	Revision letter	Response Letter	NA	CIVIL -1	VENDOR	Approval
	6007-CAL-CTS-23-52-2400	MOJAVE SOLAR PROJECT. ALPHA SITE. AT7 TRANSFORMER AND ANCHOR DESIGN	Calculation	1	CIVIL -1	VENDOR	Approval
	6007-CAL-CTS-23-52-2401	RESPONSE LETTER ALPHA	Calculation	na	CIVIL -1	VENDOR	Approval
	6007-CAL-CTS-23-52-7400	MOJAVE SOLAR PROJECT. BETA SITE. AT7 TRANSFORMER AND ANCHOR DESIGN	Calculation	0	CIVIL -1	VENDOR	Approval
	6007-CAL-CTS-23-52-7401	RESPONSE LETTER BETA	Calculation	na	CIVIL -1	VENDOR	Approval
	6007-PLN-ATM-23-52-3400	MOJAVE SOLAR PROJECT. ALPHA PLANT LOCATION PLAN AT7 TRANSFORMER FOUNDATION	Drawing	0	CIVIL -1	VENDOR	Approval
	6007-PLN-ATM-23-52-7400	MOJAVE SOLAR PROJECT. BETA PLANT LOCATION PLAN AT7 TRANSFORMER FOUNDATION	Drawing	0	CIVIL -1	VENDOR	Approval
	6007-PLN-CTS-23-52-2400	FIELD ALPHA. AT7 TRANSFORMER FOUNDATION. GENERAL STRUCTURAL NOTES	Drawing	0	CIVIL -1	VENDOR	Approval
	6007-PLN-CTS-23-52-2401	FIELD ALPHA. AT7 TRANSFORMER FOUNDATION. FOUNDATION PLAN	Drawing	1	CIVIL -1	VENDOR	Approval
	6007-PLN-CTS-23-52-7400	FIELD BETA. AT7 TRANSFORMER FOUNDATION. GENERAL STRUCTURAL NOTES	Drawing	0	CIVIL -1	VENDOR	Approval
	6007-PLN-CTS-23-52-7401	FIELD BETA. AT7 TRANSFORMER FOUNDATION. FOUNDATION PLAN	Drawing	1	CIVIL -1	VENDOR	Approval
	6007-PLN-ATM-52-52-L010	EDGE METEOROLOGICAL STATION LOCATION AND ELEVATION PLAN	Drawing	0	CIVIL -1	VENDOR	Approval
	6007-PLN-JCE-52-52-0001	GENERAL NOTES	Drawing	NA	CIVIL -1	VENDOR	Approval
	6007-PLN-JCE-52-52-0002	PLANS ELEVATIONS SECTIONS AND DETAILS	Drawing	NA	CIVIL -1	VENDOR	Approval
	Plan Check Correction 03 Responses 12-05-13	REVISION LETTER	Response Letter	NA	CIVIL -1	VENDOR	Approval
	6007-CAL-AGE-67-52-1000	CALCULATION REPORT FOR UTILITIES. MP-303 FOUNDATION. ALPHA PLANT.	Calculation	0	CIVIL -1	VENDOR	Approval
	6007-CAL-AGE-67-52-5000	CALCULATION REPORT FOR UTILITIES. MP-303 FOUNDATION. BETA PLANT.	Calculation	0	CIVIL -1	VENDOR	Approval
	6007-PLN-AGE-67-52-1000	MOJAVE SOLAR PROJECT FIELD ALPHA MP-303 PUMPS FOUNDATION. COVER SHEETS	Drawing	0	CIVIL -1	VENDOR	Approval
	6007-PLN-AGE-67-52-1001	MOJAVE SOLAR PROJECT FIELD ALPHA MP-303 PUMPS FOUNDATION. GENERAL NOTES	Drawing	0	CIVIL -1	VENDOR	Approval
	6007-PLN-AGE-67-52-1002	MOJAVE SOLAR PROJECT FIELD ALPHA MP-303 PUMPS FOUNDATION. DETAILS	Drawing	0	CIVIL -1	VENDOR	Approval
	6007-PLN-AGE-67-52-5000	MOJAVE SOLAR PROJECT FIELD BETA MP-303 PUMPS FOUNDATION. COVER SHEETS	Drawing	0	CIVIL -1	VENDOR	Approval
	6007-PLN-AGE-67-52-5001	MOJAVE SOLAR PROJECT FIELD BETA MP-303 PUMPS FOUNDATION. GENERAL NOTES	Drawing	0	CIVIL -1	VENDOR	Approval
	6007-PLN-AGE-67-52-5002	MOJAVE SOLAR PROJECT FIELD BETA MP-303 PUMPS FOUNDATION. DETAILS	Drawing	0	CIVIL -1	VENDOR	Approval
	6007-PLN-AGE-00-50-S001	GENERAL CIVIL AND STRUCTURAL NOTES	Drawing	3	CIVIL -1	VENDOR	Approval
	6007-CAL-AGE-40-52-4990	CALCULATION REPORT FOR HYDROPNEUMATIC TANK FOUNDATION. ALPHA PLANT	Calculation	0	CIVIL -1	VENDOR	Approval
	6007-PLN-AGE-40-52-4990	MOJAVE SOLAR PROJECT FIELD ALPHA HYDROPNEUMATIC TANK FOUNDATION. COVER SHEETS	Drawing	0	CIVIL -1	VENDOR	Approval
	6007-PLN-AGE-40-52-4991	MOJAVE SOLAR PROJECT ALPHA PLANT HYDROPNEUMATIC TANK FOUNDATION. GENERAL NOTES	Drawing	1	CIVIL -1	VENDOR	Approval
	6007-PLN-AGE-40-52-4992	MOJAVE SOLAR PROJECT ALPHA PLANT HYDROPNEUMATIC TANK FOUNDATION. DETAILS	Drawing	1	CIVIL -1	VENDOR	Approval
	6007-CAL-AGE-40-52-6990	CALCULATION REPORT FOR HYDROPNEUMATIC TANK FOUNDATION. BETA PLANT	Calculation	0	CIVIL -1	VENDOR	Approval
	6007-PLN-AGE-40-52-6990	MOJAVE SOLAR PROJECT BETA PLANT HYDROPNEUMATIC TANK FOUNDATION. COVER SHEETS	Drawing	0	CIVIL -1	VENDOR	Approval
	6007-PLN-AGE-40-52-6991	MOJAVE SOLAR PROJECT BETA PLANT HYDROPNEUMATIC TANK FOUNDATION. GENERAL NOTES	Drawing	1	CIVIL -1	VENDOR	Approval
	6007-PLN-AGE-40-52-6992	MOJAVE SOLAR PROJECT BETA PLANT HYDROPNEUMATIC TANK FOUNDATION. DETAILS	Drawing	1	CIVIL -1	VENDOR	Approval
	Anchor design	Anchor design	Response Letter	NA	CIVIL -1	VENDOR	Approval
	Cover letter_STRUC-1-64.00-PC1	Revision Letter	Response Letter	NA	CIVIL -1	VENDOR	Approval
	6007-PLN-AGE-00-50-S001	GENERAL CIVIL AND STRUCTURAL NOTES	Drawing	3	CIVIL -1	VENDOR	Approval
	6007-CAL-CTS-23-52-2500	MOJAVE SOLAR PROJECT ALPHA SITE MEDIUM VOLTAGE BUSDUCT SUPPORT FRAMING	Calculation	1	CIVIL -1	VENDOR	Approval
	6007-PLN-CTS-26-52-2500	FIELD ALPHA MEDIUM VOLTAGE BUSDUCT GENERAL STRUCTURAL NOTES	Drawing	0	CIVIL -1	VENDOR	Approval
	6007-PLN-CTS-26-52-2501	FIELD ALPHA MEDIUM VOLTAGE BUSDUCT FOUNDATION AND FRAMING PLANS	Drawing	1	CIVIL -1	VENDOR	Approval
	6007-PLN-CTS-26-52-2502	FIELD ALPHA MEDIUM VOLTAGE BUSDUCT ELEVATIONS	Drawing	1	CIVIL -1	VENDOR	Approval
	6007-PLN-CTS-26-52-2503	FIELD ALPHA MEDIUM VOLTAGE BUSDUCT TYPICAL DETAILS	Drawing	0	CIVIL -1	VENDOR	Approval
	6007-PLN-CTS-26-52-2504	FIELD ALPHA MEDIUM VOLTAGE BUSDUCT FOUNDATION DETAILS	Drawing	1	CIVIL -1	VENDOR	Approval
	6007-PLN-CTS-26-52-2505	FIELD ALPHA MEDIUM VOLTAGE BUSDUCT FRAMING DETAILS	Drawing	1	CIVIL -1	VENDOR	Approval
	6007-CAL-CTS-23-52-7500	MOJAVE SOLAR PROJECT BETA SITE MEDIUM VOLTAGE BUSDCUT SUPPORT FRAMING	Calculation	1	CIVIL -1	VENDOR	Approval
	6007-PLN-CTS-23-52-7500	FIELD BETA MEDIUM VOLTAGE BUSDUCT GENERAL STRUCTURAL NOTES	Drawing	0	CIVIL -1	VENDOR	Approval
	6007-PLN-CTS-26-52-7501	FIELD BETA MEDIUM VOLTAGE BUSDUCT FOUNDATION AND FRAMING PLANS	Drawing	1	CIVIL -1	VENDOR	Approval
	6007-PLN-CTS-26-52-7502	FIELD BETA MEDIUM VOLTAGE BUSDUCT ELEVATIONS	Drawing	1	CIVIL -1	VENDOR	Approval
	6007-PLN-CTS-26-52-7503	FIELD BETA MEDIUM VOLTAGE BUSDUCT TYPICAL DETAILS	Drawing	0	CIVIL -1	VENDOR	Approval
	6007-PLN-CTS-26-52-7504	FIELD BETA MEDIUM VOLTAGE BUSDUCT FOUNDATION DETAILS	Drawing	1	CIVIL -1	VENDOR	Approval
	6007-PLN-CTS-26-52-7505	FIELD BETA MEDIUM VOLTAGE BUSDUCT FRAMING DETAILS	Drawing	1	CIVIL -1	VENDOR	Approval
	6007-PLN-AGE-29-50-6210	MOJAVE SOLAR PROJECT RAW WATER LINE #2. BETA PLANT. COVER SHEET	Drawing	0	CIVIL -1	VENDOR	Approval
	6007-PLN-AGE-29-50-6211	MOJAVE SOLAR PROJECT RAW WATER LINE #2. BETA PLANT. GENERAL NOTES	Drawing	0	CIVIL -1	VENDOR	Approval
	6007-PLN-AGE-29-50-6212	MOJAVE SOLAR PROJECT RAW WATER LINE #2. BETA PLANT. PLAN 1	Drawing	0	CIVIL -1	VENDOR	Approval
	6007-PLN-AGE-29-50-6213	MOJAVE SOLAR PROJECT RAW WATER LINE #2. BETA PLANT. PLAN 2	Drawing	0	CIVIL -1	VENDOR	Approval
	6007-PLN-AGE-29-50-6214	MOJAVE SOLAR PROJECT RAW WATER LINE #2. BETA PLANT. PLAN 3	Drawing	0	CIVIL -1	VENDOR	Approval
	6007-PLN-AGE-29-50-6215	MOJAVE SOLAR PROJECT RAW WATER LINE #2. BETA PLANT. CROSS SECTIONS AND DETAILS	Drawing	0	CIVIL -1	VENDOR	Approval
	6007-CAL-AGE-40-52-2000_R00	Calculation report for MP-457 Pump foundation Alpha Plant	Calculation	0	CIVIL -1	VENDOR	Approval
	6007-CAL-AGE-40-52-6000_R00	Calculation report for MP-457 Pump foundation Beta Plant	Calculation	0	CIVIL -1	VENDOR	Approval
	6007-PLN-AGE-40-52-2000-R00	Mojave Solar Project. Field Alpha Skid 15-A WTP Foundation Cover Sheet	Drawing	0	CIVIL -1	VENDOR	Approval
	6007-PLN-AGE-40-52-2001-R00	Mojave Solar Project. Field Alpha Skid 15-A WTP Foundation General Notes	Drawing	0	CIVIL -1	VENDOR	Approval
	6007-PLN-AGE-40-52-2002-R00	Mojave Solar Project. Field Alpha Skid 15-A WTP Foundation Details	Drawing	0	CIVIL -1	VENDOR	Approval
	6007-PLN-AGE-40-52-6000-R00	Mojave Solar Project. Field Beta Skid 15-A WTP Foundation Cover Sheet	Drawing	0	CIVIL -1	VENDOR	Approval
	6007-PLN-AGE-40-52-6001-R00	Mojave Solar Project. Field Beta Skid 15-A WTP Foundation General Notes	Drawing	0	CIVIL -1	VENDOR	Approval
	6007-PLN-AGE-40-52-6002-R00	Mojave Solar Project. Field Beta Skid 15-A WTP Foundation Details	Drawing	0	CIVIL -1	VENDOR	Approval
	6007-CAL-AGE-21-52-2260	Calculation Report for Utilities Steam Generator Supports foundation Pedestals III Alpha Plant	Calculation	1	CIVIL -1	VENDOR	Approval
	6007-CAL-AGE-21-52-6260	Calculation Report for Utilities Steam Generator Supports foundation Pedestals III Beta Plant	Calculation	1	CIVIL -1	VENDOR	Approval
	6007-PLN-AGE-21-52-2250	Mojave Solar Project. Field Alpha Steam Generator supoprts III foundation pedestals. Cover Sheet	Drawing	0	CIVIL -1	VENDOR	Approval
	6007-PLN-AGE-21-52-2251	Mojave Solar Project. Field Alpha Steam Generator supoprts III foundation pedestals. General Notes	Drawing	0	CIVIL -1	VENDOR	Approval
	6007-PLN-AGE-21-52-2260	Mojave Solar Project. Field Alpha Steam Generator supoprts III foundation pedestals. Details	Drawing	1	CIVIL -1	VENDOR	Approval
	6007-PLN-AGE-21-52-6250	Mojave Solar Project. Field Beta Steam Generator supoprts III foundation pedestals. Cover Sheet	Drawing	0	CIVIL -1	VENDOR	Approval
	6007-PLN-AGE-21-52-6251	Mojave Solar Project. Field Beta Steam Generator supoprts III foundation pedestals. General Notes	Drawing	0	CIVIL -1	VENDOR	Approval
	6007-PLN-AGE-21-52-6260	Mojave Solar Project. Field Beta Steam Generator supoprts III foundation pedestals. Details	Drawing	1	CIVIL -1	VENDOR	Approval
	Plan Check Reply_STRUCT-1-65.00 PC1	Response to BV	Response Letter	n/a	CIVIL -1	VENDOR	Approval
	6007-PLN-AGE-00-50-S001	General Civil and Structural Notes	Drawing	3	CIVIL -1	VENDOR	Approval
	6007-CAL-AGE-67-54-3501_rev0	Calculation report for Rack 3 Non-Structural Component	Calculation	0	CIVIL -1	VENDOR	Approval
	6007-PLN-AGE-67-54-3502_R03	Mojave Generating Station. Alpha Plant. Modular utilities piperack steel structure Plan View	Drawing	3	CIVIL -1	VENDOR	Approval
	6007-PLN-AGE-67-54-3503_R04	Mojave Generating Station. Alpha Plant. Modular utilities piperack steel structure Elevations	Drawing	4	CIVIL -1	VENDOR	Approval
	6007-PLN-AGE-67-54-3504_R04	Mojave Generating Station. Alpha Plant. Modular utilities piperack steel structure Details and base plates	Drawing	4	CIVIL -1	VENDOR	Approval
	6007-PLN-AGE-67-54-3505_R03	Mojave Generating Station. Alpha Plant. Modular utilities piperack steel structure Details (Cable Trays)	Drawing	3	CIVIL -1	VENDOR	Approval
	6007-PLN-AGE-67-54-3506_R00	Mojave Generating Station. Alpha Plant. Modular utilities piperack steel structure Details (Cable Trays)	Drawing	0	CIVIL -1	VENDOR	Approval
	6007-PLN-AGE-67-54-3507_R00	Mojave Generating Station. Alpha Plant. Modular utilities piperack steel structure Details (Cable Trays)	Drawing	0	CIVIL -1	VENDOR	Approval
	6007-PLN-AGE-67-54-7502_R03	Mojave Generating Station. Beta Plant. Modular utilities piperack steel structure Plan View	Drawing	3	CIVIL -1	VENDOR	Approval
	6007-PLN-AGE-67-54-7503_R04	Mojave Generating Station. Beta Plant. Modular utilities piperack steel structure Elevations	Drawing	4	CIVIL -1	VENDOR	Approval
	6007-PLN-AGE-67-54-7504_R03	Mojave Generating Station. Beta Plant. Modular utilities piperack steel structure Details and base plates	Drawing	3	CIVIL -1	VENDOR	Approval
	6007-PLN-AGE-67-54-7505_R03	Mojave Generating Station. Beta Plant. Modular utilities piperack steel structure Details (Cable Trays)	Drawing	3	CIVIL -1	VENDOR	Approval
	6007-PLN-AGE-67-54-7506_R00	Mojave Generating Station. Beta Plant. Modular utilities piperack steel structure Details (Cable Trays)	Drawing	0	CIVIL -1	VENDOR	Approval
	6007-PLN-AGE-67-54-7507_R00	Mojave Generating Station. Beta Plant. Modular utilities piperack steel structure Details (Cable Trays)	Drawing	0	CIVIL -1	VENDOR	Approval
	Cover letter_STRUC-1-6.00X1-PC1	Responses	Response Letter	n/a	CIVIL -1	VENDOR	Approval
	6007-CAL-CTS-26-52-2600	MOJAVE SOLAR PROJECT ALPHA SITE LOW VOLTAGE Busduct SUPPORT FRAMING	Calculation	0	CIVIL -1	VENDOR	Approval
	6007-PLN-CTS-26-52-2600	FIELD ALPHA LOW VOLTAGE BUSDUCT SUPPORT GENERAL STRUCTURAL NOTES	Drawing	1	CIVIL -1	VENDOR	Approval
	6007-PLN-CTS-26-52-2601	FIELD ALPHA LOW VOLTAGE BUSDUCT PLANS	Drawing	1	CIVIL -1	VENDOR	Approval
	6007-PLN-CTS-26-52-2602	FIELD ALPHA LOW VOLTAGE BUSDUCT PLANS	Drawing	1	CIVIL -1	VENDOR	Approval
	6007-PLN-CTS-26-52-2603	FIELD ALPHA LOW VOLTAGE BUSDUCT PLANS	Drawing	1	CIVIL -1	VENDOR	Approval
	6007-PLN-CTS-26-52-2604	FIELD ALPHA LOW VOLTAGE BUSDUCT TYPICAL DETAILS	Drawing	1	CIVIL -1	VENDOR	Approval
	6007-PLN-CTS-26-52-2605	FIELD ALPHA LOW VOLTAGE BUSDUCT FRAMING DETAILS	Drawing	1	CIVIL -1	VENDOR	Approval
	6007-CAL-CTS-2652-7600	MOJAVE SOLAR PROJECT BETA SITE LOW VOLTAGE Busduct SUPPORT FRAMING	Calculation	0	CIVIL -1	VENDOR	Approval
	6007-PLN-CTS-26-52-7600	FIELD BETA LOW VOLTAGE BUSDUCT SUPPORT GENERAL STRUCTURAL NOTES	Drawing	1	CIVIL -1	VENDOR	Approval
	6007-PLN-CTS-26-52-7601	FIELD BETA LOW VOLTAGE BUSDUCT PLANS	Drawing	1	CIVIL -1	VENDOR	Approval
	6007-PLN-CTS-26-52-7602	FIELD BETA LOW VOLTAGE BUSDUCT PLANS	Drawing	1	CIVIL -1	VENDOR	Approval
	6007-PLN-CTS-26-52-7603	FIELD BETA LOW VOLTAGE BUSDUCT PLANS	Drawing	1	CIVIL -1	VENDOR	Approval
	6007-PLN-CTS-26-52-7604	FIELD BETA LOW VOLTAGE BUSDUCT TYPICAL DETAILS	Drawing	1	CIVIL -1	VENDOR	Approval
	6007-PLN-CTS-26-52-7605	FIELD BETA LOW VOLTAGE BUSDUCT FRAMING DETAILS	Drawing	1	CIVIL -1	VENDOR	Approval
	6007-CAL-AGE-25-52-3000	CALCULATION REPORT FOR HYDROGEN SYSTEM FOUNDATION. ALPHA PLANT	Calculation	0	CIVIL -1	VENDOR	Approval
	6007-PLN-AGE-25-52-3000	MOJAVE SOLAR PROJECT FIELD ALPHA HYDROGEN SYSTEM FOUNDATION. COVER SHEETS	Drawing	0	CIVIL -1	VENDOR	Approval
	6007-PLN-AGE-25-52-3001	MOJAVE SOLAR PROJECT FIELD ALPHA HYDROGEN SYSTEM FOUNDATION. GENERAL NOTES	Drawing	0	CIVIL -1	VENDOR	Approval
	6007-PLN-AGE-25-52-3002	MOJAVE SOLAR PROJECT ALPHA PLANT HYDROGEN SYSTEM FOUNDATION. DETAILS	Drawing	1	CIVIL -1	VENDOR	Approval
	6007-CAL-AGE-25-52-7000	CALCULATION REPORT FOR HYDROGEN SYSTEM FOUNDATION. BETA PLANT	Calculation	0	CIVIL -1	VENDOR	Approval
	6007-PLN-AGE-25-52-7000	MOJAVE SOLAR PROJECT FIELD BETA HYDROGEN SYSTEM FOUNDATION. COVER SHEETS	Drawing	1	CIVIL -1	VENDOR	Approval
	6007-PLN-AGE-25-52-7001	MOJAVE SOLAR PROJECT FIELD BETA HYDROGEN SYSTEM FOUNDATION. GENERAL NOTES	Drawing	1	CIVIL -1	VENDOR	Approval
	6007-PLN-AGE-25-52-7002	MOJAVE SOLAR PROJECT BETA PLANT HYDROGEN SYSTEM FOUNDATION. DETAILS	Drawing	1	CIVIL -1	VENDOR	Approval
	6007-CAL-AGE-25-54-3000	CALCULATION REPORT FOR HYDROGEN SYSTEM STRUCTURE. ALPHA PLANT	Calculation	0	CIVIL -1	VENDOR	Approval
	6007-PLN-AGE-25-54-3000	MOJAVE SOLAR PROJECT ALPHA PLANT HYDROGEN SYSTEM STRUCTURE. COVER SHEET	Drawing	0	CIVIL -1	VENDOR	Approval
	6007-PLN-AGE-25-54-3001	MOJAVE SOLAR PROJECT FIELD ALPHA HYDROGEN SYSTEM STRUCTURE. GENERAL NOTES	Drawing	0	CIVIL -1	VENDOR	Approval
	6007-PLN-AGE-25-54-3002	MOJAVE SOLAR PROJECT ALPHA FIELD HYDROGEN SYSTEM STRUCTURE. DETAILS	Drawing	0	CIVIL -1	VENDOR	Approval
	6007-CAL-AGE-25-54-7000	CALCULATION REPORT FOR HYDROGEN SYSTEM STRUCTURE. BETA PLANT	Calculation	0	CIVIL -1	VENDOR	Approval
	6007-PLN-AGE-25-54-7000	MOJAVE SOLAR PROJECT BETA PLANT HYDROGEN SYSTEM STRUCTURE. COVER SHEETS	Drawing	0	CIVIL -1	VENDOR	Approval
	6007-PLN-AGE-25-54-7001	MOJAVE SOLAR PROJECT FIELD BETA HYDROGEN SYSTEM STRUCTURE. GENERAL NOTES	Drawing	0	CIVIL -1	VENDOR	Approval

ABENER TEYMA
MOJAVE

Compliance No.:		GEN-2					
Job :		Mojave Solar Project					
Date: 02/06/14		Description: Civil Master Drawing List					
Line No.	Sheet No.	Description	Type of Document	Revision Number	Applicable Condition of Certification	Vendor Supplied or EOR	Reason for Submittal
	6007-PLN-AGE-25-54-7002	MOJAVE SOLAR PROJECT BETA FIELD HYDROGEN SYSTEM. SUPPORTS. PLANS ELEVATIONS & DETAILS	Drawing	0	CIVIL -1	VENDOR	Approval
	6007-PLN-AGE-00-50-S001	GENERAL CIVIL AND STRUCTURAL NOTES	Drawing	3	CIVIL -1	VENDOR	Approval
	6007-CAL-AGE-57-52-3000	CALCULATION REPORT FOR HTF BRIDGE STAIRS LANDING. BETA PLANT	Calculation	0	CIVIL -1	VENDOR	Approval
	6007-PLN-AGE-57-52-3000	MOJAVE SOLAR PROJECT. BETA PLANT HTF BRIDGE STAIRS LANDING. COVER SHEETS	Drawing	0	CIVIL -1	VENDOR	Approval
	6007-PLN-AGE-57-52-3001	MOJAVE SOLAR PROJECT FIELD BETA HTF BRIDGE STAIRS LANDING. GENERAL NOTES	Drawing	0	CIVIL -1	VENDOR	Approval
	6007-PLN-AGE-57-52-3002	MOJAVE SOLAR PROJECT FIELD BETA PLANT HTF BRIDGE STAIRS LANDING. DETAILS	Drawing	0	CIVIL -1	VENDOR	Approval
	6007-CAL-AGE-00-52-3000	CALCULATION REPORT FOR TYPICAL SUPPORT FOUNDATION. ALPHA AND BETA PLANTS	Calculation	1	CIVIL -1	VENDOR	Approval
	6007-PLN-AGE-00-52-3000	MOJAVE SOLAR PROJECT FIELD ALPHA AND BETA PLANTS. TYPICAL SUPPORT FOUNDATION. COVER SHEET	Drawing	1	CIVIL -1	VENDOR	Approval
	6007-PLN-AGE-00-52-3002	MOJAVE SOLAR PROJECT FIELD ALPHA AND BETA PLANTS. TYPICAL SUPPORT FOUNDATION. PLANS AND DETAILS	Drawing	3	CIVIL -1	VENDOR	Approval
	Revision letter_STRUC 1-66.00	REVISION LETTER	Response Letter	na	CIVIL -1	VENDOR	Approval
	6007-CAL-CTS-23-52-2500	MOJAVE SOLAR PROJECT ALPHA SITE MEDIUM VOLTAGE BUSDUCT SUPPORT FRAMING	Calculation	2	CIVIL -1	VENDOR	Approval
	6007-PLN-CTS-26-52-2500	FIELD ALPHA MEDIUM VOLTAGE BUSDUCT GENERAL STRUCTURAL NOTES	Drawing	1	CIVIL -1	VENDOR	Approval
	6007-PLN-CTS-26-52-2501	FIELD ALPHA MEDIUM VOLTAGE BUSDUCT FOUNDATION AND FRAMING PLANS	Drawing	2	CIVIL -1	VENDOR	Approval
	6007-PLN-CTS-26-52-2502	FIELD ALPHA MEDIUM VOLTAGE BUSDUCT ELEVATIONS	Drawing	2	CIVIL -1	VENDOR	Approval
	6007-PLN-CTS-26-52-2503	FIELD ALPHA MEDIUM VOLTAGE BUSDUCT TYPICAL DETAILS	Drawing	0	CIVIL -1	VENDOR	Approval
	6007-PLN-CTS-26-52-2504	FIELD ALPHA MEDIUM VOLTAGE BUSDUCT FOUNDATION DETAILS	Drawing	2	CIVIL -1	VENDOR	Approval
	6007-PLN-CTS-26-52-2505	FIELD ALPHA MEDIUM VOLTAGE BUSDUCT FRAMING DETAILS	Drawing	2	CIVIL -1	VENDOR	Approval
	6007-CAL-CTS-23-52-7500	MOJAVE SOLAR PROJECT BETA SITE MEDIUM VOLTAGE BUSDUCT SUPPORT FRAMING	Calculation	2	CIVIL -1	VENDOR	Approval
	6007-PLN-CTS-26-52-7500	FIELD BETA MEDIUM VOLTAGE BUSDUCT GENERAL STRUCTURAL NOTES	Drawing	1	CIVIL -1	VENDOR	Approval
	6007-PLN-CTS-26-52-7501	FIELD BETA MEDIUM VOLTAGE BUSDUCT FOUNDATION AND FRAMING PLANS	Drawing	2	CIVIL -1	VENDOR	Approval
	6007-PLN-CTS-26-52-7502	FIELD BETA MEDIUM VOLTAGE BUSDUCT ELEVATIONS	Drawing	2	CIVIL -1	VENDOR	Approval
	6007-PLN-CTS-26-52-7503	FIELD BETA MEDIUM VOLTAGE BUSDUCT TYPICAL DETAILS	Drawing	0	CIVIL -1	VENDOR	Approval
	6007-PLN-CTS-26-52-7504	FIELD BETA MEDIUM VOLTAGE BUSDUCT FOUNDATION DETAILS	Drawing	2	CIVIL -1	VENDOR	Approval
	6007-PLN-CTS-26-52-7505	FIELD BETA MEDIUM VOLTAGE BUSDUCT FRAMING DETAILS	Drawing	2	CIVIL -1	VENDOR	Approval
	6007-CAL-CTS-23-52-2501	FIELD ALPHA RESPONSE LETTER	Calculation	0	CIVIL -1	VENDOR	Approval
	6007-CAL-CTS-23-52-7501	FIELD BETA RESPONSE LETTER	Calculation	0	CIVIL -1	VENDOR	Approval
	6007-PLN-AGE-58-54-2325	Mojave Solar Project Field Alpha HTF Main Pumps Filters Auxiliary Platforms Cover sheet	Drawing	2	CIVIL -1	VENDOR	Approval
	6007-PLN-AGE-58-54-2326	Mojave Solar Project Alpha Plant HTF Main Pumps Filters Auxiliary Platforms General Notes	Drawing	2	CIVIL -1	VENDOR	Approval
	6007-PLN-AGE-58-54-2327	Mojave Solar Project Alpha Plant HTF Main Pumps Filters Auxiliary Platforms. Platform 1. Structure steel, frames	Drawing	2	CIVIL -1	VENDOR	Approval
	6007-PLN-AGE-58-54-2328	Mojave Solar Project. Alpha Plant HTF Main Pumps Filters Auxiliary Platforms. Platform 1. Structure steel, frames	Drawing	3	CIVIL -1	VENDOR	Approval
	6007-PLN-AGE-58-54-2329	Mojave Solar Project. Alpha Plant HTF Main Pumps Filters Auxiliary Platforms. Platform 2. Structure steel, frames	Drawing	2	CIVIL -1	VENDOR	Approval
	6007-PLN-AGE-58-54-2330	Mojave Solar Project. Alpha Plant HTF Main Pumps Filters Auxiliary Platforms. Platform 2. Structure steel, frames	Drawing	3	CIVIL -1	VENDOR	Approval
	6007-PLN-AGE-58-54-2331	Mojave Solar Project. Alpha Plant HTF Main Pumps Filters Auxiliary Platforms. Platform 3. Structure steel, frames	Drawing	3	CIVIL -1	VENDOR	Approval
	6007-PLN-AGE-58-54-2332	Mojave Solar Project. Alpha Plant HTF Main Pumps Filters Auxiliary Platforms. Platform 3. Structure steel, frames	Drawing	3	CIVIL -1	VENDOR	Approval
	6007-PLN-AGE-58-54-2333	Mojave Solar Project. Alpha Plant HTF Main Pumps Filters Auxiliary Platforms. Platform 4. Structure steel, frames	Drawing	3	CIVIL -1	VENDOR	Approval
	6007-PLN-AGE-58-54-2334	Mojave Solar Project. Alpha Plant HTF Main Pumps Filters Auxiliary Platforms. Platform 4. Structure steel, frames	Drawing	3	CIVIL -1	VENDOR	Approval
	6007-PLN-AGE-58-54-2335	Mojave Solar Project. Alpha Plant HTF Main Pumps Filters Auxiliary Platforms. Platform 5. Structure steel, frames	Drawing	3	CIVIL -1	VENDOR	Approval
	6007-PLN-AGE-58-54-2336	Mojave Solar Project. Alpha Plant HTF Main Pumps Filters Auxiliary Platforms. Platform 5. Structure steel, frames	Drawing	3	CIVIL -1	VENDOR	Approval
	6007-CAL-AGE-58-54-2325	Calculation Report for HTF Main Pumps Filters Auxiliary Platforms Alpha Plant	Calculation	1	CIVIL -1	VENDOR	Approval
	6007-PLN-AGE-58-54-6325	Mojave Solar Project Field Beta HTF Main Pumps Filters Auxiliary Platforms Cover sheet	Drawing	2	CIVIL -1	VENDOR	Approval
	6007-PLN-AGE-58-54-6326	Mojave Solar Project Beta Plant HTF Main Pumps Filters Auxiliary Platforms General Notes	Drawing	2	CIVIL -1	VENDOR	Approval
	6007-PLN-AGE-58-54-6327	Mojave Solar Project. Beta Plant HTF Main Pumps Filters Auxiliary Platforms. Platform 1. Structure steel, frames	Drawing	2	CIVIL -1	VENDOR	Approval
	6007-PLN-AGE-58-54-6328	Mojave Solar Project. Beta Plant HTF Main Pumps Filters Auxiliary Platforms. Platform 1. Structure steel, frames	Drawing	3	CIVIL -1	VENDOR	Approval
	6007-PLN-AGE-58-54-6329	Mojave Solar Project. Beta Plant HTF Main Pumps Filters Auxiliary Platforms. Platform 2. Structure steel, frames	Drawing	2	CIVIL -1	VENDOR	Approval
	6007-PLN-AGE-58-54-6330	Mojave Solar Project. Beta Plant HTF Main Pumps Filters Auxiliary Platforms. Platform 2. Structure steel, frames	Drawing	3	CIVIL -1	VENDOR	Approval
	6007-PLN-AGE-58-54-6331	Mojave Solar Project. Beta Plant HTF Main Pumps Filters Auxiliary Platforms. Platform 3. Structure steel, frames	Drawing	3	CIVIL -1	VENDOR	Approval
	6007-PLN-AGE-58-54-6332	Mojave Solar Project. Beta Plant HTF Main Pumps Filters Auxiliary Platforms. Platform 3. Structure steel, frames	Drawing	3	CIVIL -1	VENDOR	Approval
	6007-PLN-AGE-58-54-6333	Mojave Solar Project. Beta Plant HTF Main Pumps Filters Auxiliary Platforms. Platform 4. Structure steel, frames	Drawing	3	CIVIL -1	VENDOR	Approval
	6007-PLN-AGE-58-54-6334	Mojave Solar Project. Beta Plant HTF Main Pumps Filters Auxiliary Platforms. Platform 4. Structure steel, frames	Drawing	3	CIVIL -1	VENDOR	Approval
	6007-PLN-AGE-58-54-6335	Mojave Solar Project. Beta Plant HTF Main Pumps Filters Auxiliary Platforms. Platform 5. Structure steel, frames	Drawing	3	CIVIL -1	VENDOR	Approval
	6007-PLN-AGE-58-54-6336	Mojave Solar Project. Beta Plant HTF Main Pumps Filters Auxiliary Platforms. Platform 5. Structure steel, frames	Drawing	3	CIVIL -1	VENDOR	Approval
	6007-CAL-AGE-58-54-6325	Calculation Report for HTF Main Pumps Filters Auxiliary Platforms Beta Plant	Calculation	1	CIVIL -1	VENDOR	Approval
	Plan check Reply 2	Response letter	Response Letter	NA	CIVIL -1	VENDOR	Approval
	6007-CAL-AGE-40-52-2000	Calculation Report for MP-457 Pump Foundation Alpha Plant	Calculation	0	CIVIL -1	VENDOR	Approval
	6007-PLN-AGE-40-52-2000	Mojave Solar Project. Field Alpha Skid 15-A WTP Foundation Cover Sheet	Drawing	0	CIVIL -1	VENDOR	Approval
	6007-PLN-AGE-40-52-2001	Mojave Solar Project. Field Alpha Skid 15-A WTP Foundation General Notes	Drawing	1	CIVIL -1	VENDOR	Approval
	6007-PLN-AGE-40-52-2002	Mojave Solar Project. Alpha Plant Skid 15-A WTP Foundation Details	Drawing	1	CIVIL -1	VENDOR	Approval
	6007-CAL-AGE-40-52-6000	Calculation Report for MP-457 Pump Foundation Beta Plant	Calculation	0	CIVIL -1	VENDOR	Approval
	6007-PLN-AGE-40-52-6000	Mojave Solar Project. Field Beta Skid 15-A WTP Foundation Cover Sheet	Drawing	0	CIVIL -1	VENDOR	Approval
	6007-PLN-AGE-40-52-6001	Mojave Solar Project. Field Beta Skid 15-A WTP Foundation General Notes	Drawing	1	CIVIL -1	VENDOR	Approval
	6007-PLN-AGE-40-52-6002	Mojave Solar Project. Beta Plant Skid 15-A WTP Foundation Details	Drawing	1	CIVIL -1	VENDOR	Approval
	Plan Check Reply_STRUCT-1-69.00 PC1	Revision Letter	Response Letter	NA	CIVIL -1	VENDOR	Approval
	6007-CAL-LEF-12-54-0003	6007-CAL-LEF-12-54-0003	Response Letter	6	CIVIL -1	VENDOR	Approval
	6007-INF-AGE-58-60-2001	Stress Analysis Report - Main Pumps & Sleepers HTF - Alpha Plant	Stress Analysis	1	CIVIL -1	VENDOR	Approval
	6007-INF-AGE-58-60-6001	Stress Analysis Report - Main Pumps & Sleepers HTF - Beta Plant	Stress Analysis	1	CIVIL -1	VENDOR	Approval
	Response letter to MECH-1-37.00	Revision Letter	-	-	CIVIL -1	VENDOR	Approval
	6007-LIS-AGE-58-61-2220	Pipe line schedule - HTF Alpha Plant	List	5	CIVIL -1	VENDOR	Approval
	6007-PLN-AGE-00-02-L010	Site Plan	Drawing	11	CIVIL -1	VENDOR	Approval
	6007-PLN-AGE-00-02-L001	Solar Field Alpha Layout	Drawing	13	CIVIL -1	VENDOR	Approval
	6007-PLN-AGE-00-02-L003	Central Plant Layout Alpha Plant	Drawing	13	CIVIL -1	VENDOR	Approval
	6007-LIS-AGE-58-61-6220	Pipe line schedule - HTF Beta Plant	List	5	CIVIL -1	VENDOR	Approval
	6007-PLN-AGE-00-02-L002	Solar Field Layout for Beta plant	Drawing	13	CIVIL -1	VENDOR	Approval
	6007-PLN-AGE-00-02-L004	Central Plant Layout Beta Plant	Drawing	13	CIVIL -1	VENDOR	Approval
	6007-INF-AGE-68-60-6007	Stress Analysis Report - HTF header-Beta Plant-South Solar Field Inlet	Stress Analysis	5	CIVIL -1	VENDOR	Approval
	6007-INF-AGE-68-60-6008	Stress Analysis Report - HTF header-Beta Plant-South Solar Field Return	Stress Analysis	5	CIVIL -1	VENDOR	Approval
	6007-PLN-AGE-57-61-6003-SH1	Pipe Layout Drawing Solar Field - Beta Plant South Area	Drawing	2	CIVIL -1	VENDOR	Approval
	6007-PLN-AGE-57-61-6003-SH2	Piping Plan South Area Drawing Index	Drawing	2	CIVIL -1	VENDOR	Approval
	6007-PLN-AGE-57-61-6003-SH3	Pipe Layout Drawing Solar Field - Beta Plant South Area	Drawing	2	CIVIL -1	VENDOR	Approval
	6007-PLN-AGE-57-61-6003-SH4	Pipe Layout Drawing Solar Field - Beta Plant South Area	Drawing	2	CIVIL -1	VENDOR	Approval
	6007-PLN-AGE-57-61-6003-SH5	Pipe Layout Drawing Solar Field - Beta Plant South Area	Drawing	2	CIVIL -1	VENDOR	Approval
	6007-PLN-AGE-57-61-6003-SH6	Pipe Layout Drawing Solar Field - Beta Plant South Area	Drawing	2	CIVIL -1	VENDOR	Approval
	6007-PLN-AGE-57-61-6003-SH7	Pipe Layout Drawing Solar Field - Beta Plant South Area	Drawing	2	CIVIL -1	VENDOR	Approval
	6007-PLN-AGE-57-61-6003-SH8	Pipe Layout Drawing Solar Field - Beta Plant South Area	Drawing	2	CIVIL -1	VENDOR	Approval
	6007-PLN-AGE-57-61-6003-SH9	Pipe Layout Drawing Solar Field - Beta Plant South Area	Drawing	2	CIVIL -1	VENDOR	Approval
	6007-PLN-AGE-57-61-6003-SH10	Pipe Layout Drawing Solar Field - Beta Plant South Area	Drawing	2	CIVIL -1	VENDOR	Approval
	6007-PLN-AGE-57-61-6003-SH11	Pipe Layout Drawing Solar Field - Beta Plant South Area	Drawing	2	CIVIL -1	VENDOR	Approval
	6007-PLN-AGE-57-61-6003-SH12	Pipe Layout Drawing Solar Field - Beta Plant South Area	Drawing	2	CIVIL -1	VENDOR	Approval
	6007-PLN-AGE-57-61-6003-SH13	Pipe Layout Drawing Solar Field - Beta Plant South Area	Drawing	2	CIVIL -1	VENDOR	Approval
	6007-PLN-AGE-57-61-6003-SH14	Pipe Layout Drawing Solar Field - Beta Plant South Area	Drawing	2	CIVIL -1	VENDOR	Approval
	6007-PLN-AGE-57-61-6003-SH15	Pipe Layout Drawing Solar Field - Beta Plant South Area	Drawing	2	CIVIL -1	VENDOR	Approval
	6007-PLN-AGE-57-61-6003-SH16	Pipe Layout Drawing Solar Field - Beta Plant South Area	Drawing	2	CIVIL -1	VENDOR	Approval
	6007-PLN-AGE-57-61-6003-SH17	Pipe Layout Drawing Solar Field - Beta Plant South Area	Drawing	2	CIVIL -1	VENDOR	Approval
	6007-PLN-AGE-57-61-6003-SH18	Pipe Layout Drawing Solar Field - Beta Plant South Area	Drawing	2	CIVIL -1	VENDOR	Approval
	6007-PLN-AGE-57-61-6003-SH19	Pipe Layout Drawing Solar Field - Beta Plant South Area	Drawing	2	CIVIL -1	VENDOR	Approval
	6007-PLN-AGE-57-61-6003-SH20	Pipe Layout Drawing Solar Field - Beta Plant South Area	Drawing	2	CIVIL -1	VENDOR	Approval
	6007-PLN-AGE-57-61-6003-SH21	Pipe Layout Drawing Solar Field - Beta Plant South Area	Drawing	2	CIVIL -1	VENDOR	Approval
	6007-PLN-AGE-57-61-6003-SH22	Pipe Layout Drawing Solar Field - Beta Plant South Area	Drawing	2	CIVIL -1	VENDOR	Approval
	6007-PLN-AGE-57-61-6003-SH23	Pipe Layout Drawing Solar Field - Beta Plant South Area	Drawing	2	CIVIL -1	VENDOR	Approval
	6007-PLN-AGE-57-61-6003-SH24	Pipe Layout Drawing Solar Field - Beta Plant South Area	Drawing	2	CIVIL -1	VENDOR	Approval
	6007-PLN-AGE-57-61-6003-SH25	Pipe Layout Drawing Solar Field - Beta Plant South Area	Drawing	2	CIVIL -1	VENDOR	Approval
	6007-PLN-AGE-57-61-6003-SH26	Pipe Layout Drawing Solar Field - Beta Plant South Area	Drawing	2	CIVIL -1	VENDOR	Approval
	6007-PLN-AGE-57-61-6003-SH27	Pipe Layout Drawing Solar Field - Beta Plant South Area	Drawing	2	CIVIL -1	VENDOR	Approval
	6007-PLN-AGE-57-61-6003-SH28	Pipe Layout Drawing Solar Field - Beta Plant South Area	Drawing	2	CIVIL -1	VENDOR	Approval
	6007-PLN-AGE-57-61-6003-SH29	Pipe Layout Drawing Solar Field - Beta Plant South Area	Drawing	2	CIVIL -1	VENDOR	Approval
	6007-PLN-AGE-57-61-6003-SH30	Pipe Layout Drawing Solar Field - Beta Plant South Area	Drawing	2	CIVIL -1	VENDOR	Approval
	6007-PLN-AGE-57-61-6003-SH31	Pipe Layout Drawing Solar Field - Beta Plant South Area	Drawing	2	CIVIL -1	VENDOR	Approval
	6007-PLN-AGE-57-61-6003-SH32	Pipe Layout Drawing Solar Field - Beta Plant South Area	Drawing	2	CIVIL -1	VENDOR	Approval
	6007-PLN-AGE-57-61-6003-SH33	Pipe Layout Drawing Solar Field - Beta Plant South Area	Drawing	2	CIVIL -1	VENDOR	Approval
	6007-PLN-AGE-57-61-6003-SH34	Pipe Layout Drawing Solar Field - Beta Plant South Area	Drawing	2	CIVIL -1	VENDOR	Approval
	6007-PLN-AGE-57-61-6003-SH35	Pipe Layout Drawing Solar Field - Beta Plant South Area	Drawing	2	CIVIL -1	VENDOR	Approval
	6007-PLN-AGE-57-61-6003-SH36	Pipe Layout Drawing Solar Field - Beta Plant South Area	Drawing	2	CIVIL -1	VENDOR	Approval
	6007-PLN-AGE-57-61-6003-SH37	Pipe Layout Drawing Solar Field - Beta Plant South Area	Drawing	2	CIVIL -1	VENDOR	Approval
	6007-PLN-AGE-57-61-6003-SH38	Pipe Layout Drawing Solar Field - Beta Plant South Area	Drawing	2	CIVIL -1	VENDOR	Approval
	6007-PLN-AGE-57-61-6003-SH39	Pipe Layout Drawing Solar Field - Beta Plant South Area	Drawing	2	CIVIL -1	VENDOR	Approval
	6007-PLN-AGE-57-61-6003-SH40	Pipe Layout Drawing Solar Field - Beta Plant South Area	Drawing	2	CIVIL -1	VENDOR	Approval
	6007-PLN-AGE-57-61-6003-SH41	Pipe Layout Drawing Solar Field - Beta Plant South Area	Drawing	2	CIVIL -1	VENDOR	Approval
	6007-PLN-AGE-57-61-6003-SH42	Pipe Layout Drawing Solar Field - Beta Plant South Area	Drawing	2	CIVIL -1	VENDOR	Approval
	6007-PLN-AGE-57-61-6003-SH43	Pipe Layout Drawing Solar Field - Beta Plant South Area	Drawing	2	CIVIL -1	VENDOR	Approval
	6007-PLN-AGE-57-61-6003-SH44	Pipe Layout Drawing Solar Field - Beta Plant South Area	Drawing	2	CIVIL -1	VENDOR	Approval
	6007-PLN-AGE-57-61-6003-SH45	Pipe Layout Drawing Solar Field - Beta Plant South Area	Drawing	2	CIVIL -1	VENDOR	Approval
	6007-PLN-AGE-57-61-6003-SH46	Pipe Layout Drawing Solar Field - Beta Plant South Area	Drawing	2	CIVIL -1	VENDOR	Approval
	6007-PLN-AGE-57-61-6003-SH47	Pipe Layout Drawing Solar Field - Beta Plant South Area	Drawing	2	CIVIL -1	VENDOR	Approval
	6007-PLN-AGE-57-61-6003-SH48	Pipe Layout Drawing Solar Field - Beta Plant South Area	Drawing	2	CIVIL -1	VENDOR	Approval
	6007-PLN-AGE-57-61-6003-SH49	Pipe Layout Drawing Solar Field - Beta Plant South Area	Drawing	2	CIVIL -1	VENDOR	Approval
	6007-PLN-AGE-57-61-6003-SH50	Pipe Layout Drawing Solar Field - Beta Plant South Area	Drawing	2	CIVIL -1	VENDOR	Approval

ABENER TEYMA
MOJAVE

Compliance No.:		GEN-2					
Job :		Mojave Solar Project					
Date: 02/06/14		Description: Civil Master Drawing List					
Line No.	Sheet No.	Description	Type of Document	Revision Number	Applicable Condition of Certification	Vendor Supplied or EOR	Reason for Submittal
	6007-PLN-AGE-57-61-6003-SH51	Pipe Layout Drawing Solar Field - Beta Plant South Area	Drawing	2	CIVIL -1	VENDOR	Approval
	6007-PLN-AGE-57-61-6003-SH52	Pipe Layout Drawing Solar Field - Beta Plant South Area	Drawing	2	CIVIL -1	VENDOR	Approval
	6007-PLN-AGE-57-61-6003-SH53	Pipe Layout Drawing Solar Field - Beta Plant South Area	Drawing	2	CIVIL -1	VENDOR	Approval
	6007-PLN-AGE-57-61-6003-SH54	Pipe Layout Drawing Solar Field - Beta Plant South Area	Drawing	2	CIVIL -1	VENDOR	Approval
	6007-PLN-AGE-57-61-6003-SH55	Pipe Layout Drawing Solar Field - Beta Plant South Area	Drawing	2	CIVIL -1	VENDOR	Approval
	6007-PLN-AGE-57-61-6003-SH56	Pipe Layout Drawing Solar Field - Beta Plant South Area	Drawing	2	CIVIL -1	VENDOR	Approval
	6007-PLN-AGE-57-61-6003-SH57	Pipe Layout Drawing Solar Field - Beta Plant South Area	Drawing	2	CIVIL -1	VENDOR	Approval
	6007-PLN-AGE-57-61-6003-SH58	Pipe Layout Drawing Solar Field - Beta Plant South Area	Drawing	2	CIVIL -1	VENDOR	Approval
	6007-PLN-AGE-57-61-6003-SH59	Pipe Layout Drawing Solar Field - Beta Plant South Area	Drawing	2	CIVIL -1	VENDOR	Approval
	6007-PLN-AGE-57-61-6003-SH60	Pipe Layout Drawing Solar Field - Beta Plant South Area	Drawing	2	CIVIL -1	VENDOR	Approval
	6007-PLN-AGE-57-61-6003-SH61	Pipe Layout Drawing Solar Field - Beta Plant South Area	Drawing	2	CIVIL -1	VENDOR	Approval
	6007-PLN-AGE-57-61-6003-SH62	Pipe Layout Drawing Solar Field - Beta Plant South Area	Drawing	2	CIVIL -1	VENDOR	Approval
	6007-PLN-AGE-57-61-6003-SH63	Pipe Layout Drawing Solar Field - Beta Plant South Area	Drawing	2	CIVIL -1	VENDOR	Approval
	6007-PLN-AGE-57-61-6003-SH64	Pipe Layout Drawing Solar Field - Beta Plant South Area	Drawing	2	CIVIL -1	VENDOR	Approval
	6007-PLN-AGE-57-61-6003-SH65	Pipe Layout Drawing Solar Field - Beta Plant South Area	Drawing	2	CIVIL -1	VENDOR	Approval
	6007-PLN-AGE-57-61-6003-SH66	Pipe Layout Drawing Solar Field - Beta Plant South Area	Drawing	2	CIVIL -1	VENDOR	Approval
	6007-PLN-AGE-5-761-6003-SH67	Details 19 & 20 Solar Field - Beta Plant South Area	Drawing	2	CIVIL -1	VENDOR	Approval
	Response letter to MECH-1-19.09-HTF Piping-Layout Drawing-F	Revision Letter	-	-	CIVIL -1	VENDOR	Approval
	6007-CAL-AGE-67-52-4350	Calculation Report for WTP Area. Pipe Supoort Foundations 2. Alpha Plant	Calculation	2	CIVIL -1	VENDOR	Approval
	6007-CAL-AGE-67-52-8350	Calculation Report for WTP Area. Pipe Supoort Foundations 2. Beta Plant	Calculation	2	CIVIL -1	VENDOR	Approval
	6007-PLN-AGE-67-52-4350	Field Alpha WTP Piping Support Foundations 2 Cover Sheet	Drawing	1	CIVIL -1	VENDOR	Approval
	6007-PLN-AGE-67-52-4351	Field Alpha WTP Piping Support Foundations 2 General Notes	Drawing	0	CIVIL -1	VENDOR	Approval
	6007-PLN-AGE-67-52-4352	Field Alpha WTP Piping Support Foundations II Details	Drawing	2	CIVIL -1	VENDOR	Approval
	6007-PLN-AGE-67-52-8350	Field Beta WTP Piping Support Foundations 2 Cover Sheet	Drawing	1	CIVIL -1	VENDOR	Approval
	6007-PLN-AGE-67-52-8351	Field Beta WTP Piping Support Foundations 2 General Notes	Drawing	0	CIVIL -1	VENDOR	Approval
	6007-PLN-AGE-67-52-8352	Field Beta WTP Piping Support Foundations II Details	Drawing	2	CIVIL -1	VENDOR	Approval
	Plan Check Reply STRUC-1-34.01	Revison Letter	NA	NA	CIVIL -1	VENDOR	Approval
	6007-CAL-AGE-57-52-3000	CALCULATION REPORT FOR HTF BRIDGE STAIRS LANDING. BET.A PLANT	Calculation	0	CIVIL -1	VENDOR	Approval
	6007-PLN-AGE-57-52-3000	MOJAVE SOLAR PROJECT BETA PLANT HTF BRIDGE STAIRS LANDING. COVER SHEETS	Drawing	0	CIVIL -1	VENDOR	Approval
	6007-PLN-AGE-57-52-3001	MOJAVE SOLAR PROJECT FIELD BETA HTF BRIDGE STAIRS LANDING. GENERAL NOTES	Drawing	0	CIVIL -1	VENDOR	Approval
	6007-PLN-AGE-57-52-3002	MOJAVE SOLAR PROJECT BETA PLANT HTF BRIDGE STAIRS LANDING. DETAILS	Drawing	1	CIVIL -1	VENDOR	Approval
	6007-PLN-AGE-00-50-5001	GENERAL CIVIL AND STRUCTURAL NOTES	Drawing	2	CIVIL -1	VENDOR	Approval
	Plan Check Reply_CIVIL-1-21.03 PC1	REVISON LETTER	NA	NA	CIVIL -1	VENDOR	Approval
	6007-PLN-AGE-40-52-2550	Mojave Solar Project. Alpha Field MMF underground crossing Cover Sheet	Drawing	0	CIVIL -1	VENDOR	Approval
	6007-PLN-AGE-40-52-2551	Mojave Solar Project. Alpha Plant MMF underground crossing General Notes	Drawing	0	CIVIL -1	VENDOR	Approval
	6007-PLN-AGE-40-52-2552	Mojave Solar Project. Alpha Plant MMF underground crossing Plan and Sections	Drawing	0	CIVIL -1	VENDOR	Approval
	6007-PLN-AGE-40-52-2553	Mojave Solar Project. Alpha Plant MMF underground crossing Plan and Details	Drawing	0	CIVIL -1	VENDOR	Approval
	6007-PLN-AGE-40-52-6550	Mojave Solar Project. Beta Field MMF underground crossing Cover Sheet	Drawing	0	CIVIL -1	VENDOR	Approval
	6007-PLN-AGE-40-52-6551	Mojave Solar Project. Beta Plant MMF underground crossing General Notes	Drawing	0	CIVIL -1	VENDOR	Approval
	6007-PLN-AGE-40-52-6552	Mojave Solar Project. Alpha Plant MMF underground crossing Plan and Sections	Drawing	0	CIVIL -1	VENDOR	Approval
	6007-PLN-AGE-40-52-6553	Mojave Solar Project. Alpha Plant MMF underground crossing Plan and Details	Drawing	0	CIVIL -1	VENDOR	Approval
	6007-inf-AGE-58-60-2002-R05	Stress Analysis Report - Expansion Vessels HTF - Alpha Plant	Stress Analysis	5	CIVIL -1	VENDOR	Approval
	6007-inf-AGE-58-60-6002-R05	Stress Analysis Report - Expansion Vessels HTF - Beta Plant	Stress Analysis	5	CIVIL -1	VENDOR	Approval
	Response letter to MECH-1-36.01	Revision letter	-	-	CIVIL -1	VENDOR	Approval
	6007-LIS-AGE-58-61-2220-R05	Pipe line schedule - HTF Alpha Plant	List	5	CIVIL -1	VENDOR	Approval
	6007-LIS-AGE-58-61-6220-R05	Pipe line schedule - HTF Beta Plant	List	5	CIVIL -1	VENDOR	Approval
	6007-PLN-AGE-00-02-L010-R11	Site Plan	Drawing	11	CIVIL -1	VENDOR	Approval
	6007-PLN-AGE-00-02-L001-R13	Solar Field Layout for Alpha Plant	Drawing	13	CIVIL -1	VENDOR	Approval
	6007-PLN-AGE-00-02-L003-R13	Central Plant Layout Alpha Plant	Drawing	13	CIVIL -1	VENDOR	Approval
	6007-PLN-AGE-00-02-L002-R13	Solar Field Layout for Beta Plant	Drawing	13	CIVIL -1	VENDOR	Approval
	6007-PLN-AGE-00-02-L004-R13	Central Plant Layout Beta Plant	Drawing	13	CIVIL -1	VENDOR	Approval
	6007-PLN-AGE-21-61-2001-1	Pipe Layout Drawing - Plan & Elevation – Steam Generator – Alpha Plant	Drawing	0	CIVIL -1	VENDOR	Approval
	6007-PLN-AGE-21-61-2001-2	Pipe Layout Drawing - Plan & Elevation – Steam Generator – Alpha Plant	Drawing	0	CIVIL -1	VENDOR	Approval
	6007-PLN-AGE-21-61-2001-3	Pipe Layout Drawing - Plan & Elevation – Steam Generator – Alpha Plant	Drawing	0	CIVIL -1	VENDOR	Approval
	6007-PLN-AGE-21-61-6001-1	Pipe Layout Drawing - Plan & Elevation – Steam Generator – Beta Plant	Drawing	0	CIVIL -1	VENDOR	Approval
	6007-PLN-AGE-21-61-6001-2	Pipe Layout Drawing - Plan & Elevation – Steam Generator – Beta Plant	Drawing	0	CIVIL -1	VENDOR	Approval
	6007-PLN-AGE-21-61-6001-3	Pipe Layout Drawing - Plan & Elevation – Steam Generator – Beta Plant	Drawing	0	CIVIL -1	VENDOR	Approval
	6007-CAL-AGE-67-52-4350	Calculation Report for WTP Area. Pipe Support Foundations2. Alpha Plant	Calculation	3	CIVIL -1	VENDOR	Approval
	6007-CAL-AGE-67-52-8350	Calculation Report for WTP Area. Pipe Support Foundations2. Beta Plant	Calculation	3	CIVIL -1	VENDOR	Approval
	6007-PLN-AGE-67-52-4350	Field Alpha WTP Piping Support Foundations 2 Cover Sheet	Drawing	2	CIVIL -1	VENDOR	Approval
	6007-PLN-AGE-67-52-4351	Field Alpha WTP Piping Support Foundations 2 General Notes	Drawing	0	CIVIL -1	VENDOR	Approval
	6007-PLN-AGE-67-52-4352	Mojave Solar Project. Field Alpha WTP Area. Pipe support foundations II Details	Drawing	2	CIVIL -1	VENDOR	Approval
	6007-PLN-AGE-67-52-8350	Field Beta WTP Piping Support Foundations 2 Cover Sheet	Drawing	2	CIVIL -1	VENDOR	Approval
	6007-PLN-AGE-67-52-8351	Field Beta WTP Piping Support Foundations 2 General Notes	Drawing	0	CIVIL -1	VENDOR	Approval
	6007-PLN-AGE-67-52-8352	Mojave Solar Project. Field Beta WTP Area. Pipe support foundations II Details	Drawing	2	CIVIL -1	VENDOR	Approval
	6007-INF-AGE-68-60-2700	Stress Analysis Report - Solar Field - North Alpha Plant (RSV+CV)	Stress Analysis	4	CIVIL -1	VENDOR	Approval
	6007-INF-AGE-68-60-2701	Stress Analysis Report - Solar Field - East Alpha Plant (RSV+CV)	Stress Analysis	4	CIVIL -1	VENDOR	Approval
	6007-INF-AGE-68-60-2703	Stress Analysis Report - Solar Field - West Alpha Plant (RSV+CV)	Stress Analysis	4	CIVIL -1	VENDOR	Approval
	6007-INF-AGE-68-60-6700	Stress Analysis Report - Solar Field - North Beta Plant (RSV+CV)	Stress Analysis	4	CIVIL -1	VENDOR	Approval
	6007-INF-AGE-68-60-6701	Stress Analysis Report - Solar Field - East Beta Plant (RSV+CV)	Stress Analysis	4	CIVIL -1	VENDOR	Approval
	6007-INF-AGE-68-60-6702	Stress Analysis Report - Solar Field - South Beta Plant (RSV+CV)	Stress Analysis	4	CIVIL -1	VENDOR	Approval
	6007-INF-AGE-68-60-6703	Stress Analysis Report - Solar Field - West Beta Plant (RSV+CV)	Stress Analysis	4	CIVIL -1	VENDOR	Approval
	Response letter to MECH-1-24.00-A&B PSV & Control Valve Str	Revision Letter	-	-	CIVIL -1	VENDOR	Approval
	6007-PLN-AGE-00-02-L001	Solar Field Layout for Alpha Plant	Drawing	13	CIVIL -1	VENDOR	Approval
	6007-PLN-AGE-00-02-L003	Central Plant Layout - Alpha Plant	Drawing	13	CIVIL -1	VENDOR	Approval
	6007-PLN-AGE-00-02-L010	Site Plan	Drawing	11	CIVIL -1	VENDOR	Approval
	Pipe Support Detail	Pipe Support Detail for PSV 102A-HTF-510-S-003_PSV	-	-	CIVIL -1	VENDOR	Approval
	6007-LIS-AGE-58-61-6220	Pipe Line Schedule - HTF Beta Plant	List	5	CIVIL -1	VENDOR	Approval
	6007-LIS-AGE-58-61-2220	Pipe Line Schedule - HTF Alpha Plant	List	5	CIVIL -1	VENDOR	Approval
	6007-LIS-AGE-57-61-6120	Pipe Line List - Solar Field Beta Plant	List	5	CIVIL -1	VENDOR	Approval
	6007-LIS-AGE-57-61-2120	Pipe Line List - Solar Field Alpha Plant	List	5	CIVIL -1	VENDOR	Approval
	6007-INF-AGE-68-60-2R01	Stress Analysis Report - Rack1 - Alpha Plant	Stress Analysis	3	CIVIL -1	VENDOR	Approval
	6007-INF-AGE-68-60-6R01	Stress Analysis Report - Rack1 - Beta Plant	Stress Analysis	3	CIVIL -1	VENDOR	Approval
	Response letter to MECH-1-26.02-A&B Stress Analysis Report- F	Revision Letter	-	-	CIVIL -1	VENDOR	Approval
	6007-PLN-AGE-00-02-L001	Solar Field Layout for Alpha Plant	Drawing	13	CIVIL -1	VENDOR	Approval
	6007-PLN-AGE-00-02-L003	Central Plant Layout - Alpha Plant	Drawing	13	CIVIL -1	VENDOR	Approval
	6007-PLN-AGE-00-02-L010	Site Plan	Drawing	11	CIVIL -1	VENDOR	Approval
	Pipe Support Detail	Pipe Support Detail for Rack 1 - 209A-HTF-016-S-004_R1	-	-	CIVIL -1	VENDOR	Approval
	6007-LIS-AGE-58-61-6220	Pipe Line List - HTF Beta Plant	List	5	CIVIL -1	VENDOR	Approval
	6007-LIS-AGE-58-61-2220	Pipe Line List - HTF Alpha Plant	List	5	CIVIL -1	VENDOR	Approval
	6007-LIS-AGE-57-61-6120	Pipe Line List - Solar Field Beta Plant	List	5	CIVIL -1	VENDOR	Approval
	6007-LIS-AGE-57-61-2120	Pipe Line List - Solar Field Alpha Plant	List	5	CIVIL -1	VENDOR	Approval
	6007-CAL-AGE-00-52-3050	Calculation report for Blowdown System Supports Foundations Alpha and Beta Plants	Calculation	0	CIVIL -1	VENDOR	Approval
	6007-PLN-AGE-00-52-3050	Mojave Solar Project. Alpha and Beta Plants Blowdown System Support Foundations Cover Sheet	Drawing	0	CIVIL -1	VENDOR	Approval
	6007-PLN-AGE-00-52-3051	Mojave Solar Project. Alpha and Beta Plants Blowdown System Support Foundations General Notes	Drawing	0	CIVIL -1	VENDOR	Approval
	6007-PLN-AGE-00-52-3052	Mojave Solar Project. Alpha and Beta Plants Blowdown System Support Foundations Plan and Details	Drawing	0	CIVIL -1	VENDOR	Approval

Compliance No.: GEN-2
Job: Mojave Solar Project
Date: 02/06/14
Description: Electrical Site Drawings List - Alpha&Beta

Line No.	Sheet No.	Description	Type of Document	Revision Number	Applicable Condition of Certification	Vendor Supplied or EOR	Reason for Submittal
1	6007-PLN-ATP-00-21-O001	Electrical One-Line Diagram Symbol List	Drawing	NA	ELEC-1 (TYP)	Vendor	Approval
2	6007-PLN-ATP-00-21-O010	Overall One-Line Diagram-Alpha Site	Drawing	NA	ELEC-1 (TYP)	Vendor	Approval
3	6007-PLN-ATP-18-52-R101	Electrical Layout Building #22 Main Electric Station-Alpha Site	Drawing	NA	ELEC-1 (TYP)	Vendor	Approval
4	6007-PLN-ATP-18-52-R102	Electrical Layout Building #27 HTF Station-Alpha Site	Drawing	NA	ELEC-1 (TYP)	Vendor	Approval
5	6007-PLN-ATP-18-52-R103	Electrical Layout Building #26 Cooling Water Station-Alpha Site	Drawing	NA	ELEC-1 (TYP)	Vendor	Approval
6	6007-PLN-ATP-18-52-R104	Electrical Layout Building #13 STG1 Station-Alpha Site	Drawing	NA	ELEC-1 (TYP)	Vendor	Approval
7	6007-PLN-ATP-18-52-R106	Building Layout 101 SUB 001 Solar Field Station-Alpha Site	Drawing	NA	ELEC-1 (TYP)	Vendor	Approval
8	6007-PLN-ATP-18-52-R107	Building Layout 102 SUB 001 Solar Field Station-Alpha Site	Drawing	NA	ELEC-1 (TYP)	Vendor	Approval
9	6007-PLN-ATP-18-52-R108	Building Layout 103 SUB 001 Solar Field Station-Alpha Site	Drawing	NA	ELEC-1 (TYP)	Vendor	Approval
10	6007-PLN-ATP-18-52-R109	Building Layout 104 SUB 001 Solar Field Station-Alpha Site	Drawing	NA	ELEC-1 (TYP)	Vendor	Approval
11	6007-PLN-ATP-23-21-O105	General One-Line Diagram 230KV Substation-Alpha Site	Drawing	NA	ELEC-1 (TYP)	Vendor	Approval
12	6007-PLN-ATP-23-21-O107	General One-Line Diagram 230KV Substation Utility Interconnection-Alpha/Beta Site	Drawing	NA	ELEC-1 (TYP)	Vendor	Approval
13	6007-PLN-ATP-23-21-O108	Metering And Relaying One-Line Key Plan-Alpha Site	Drawing	NA	ELEC-1 (TYP)	Vendor	Approval
14	6007-PLN-ATP-23-21-O109	Metering And Relaying One-Line Diagram STG1-Alpha Site	Drawing	NA	ELEC-1 (TYP)	Vendor	Approval
15	6007-PLN-ATP-23-21-O110	Metering And Relaying One-Line Diagram APT1-Alpha Site	Drawing	NA	ELEC-1 (TYP)	Vendor	Approval
16	6007-PLN-ATP-23-21-O113	Metering And Relaying One-Line 230 KV Transmission Line-Alpha Site	Drawing	NA	ELEC-1 (TYP)	Vendor	Approval
17	6007-PLN-ATP-23-21-O114	Metering And Relaying Substation Trip/Close Control Logic One Line-Alpha Site	Drawing	NA	ELEC-1 (TYP)	Vendor	Approval
18	6007-PLN-ATP-23-22-B106	DC Schematic STG1 Protection-Alpha Site	Drawing	NA	ELEC-1 (TYP)	Vendor	Approval
19	6007-PLN-ATP-23-22-B108	DC Schematic STG1 Unit Protection-Alpha Site	Drawing	NA	ELEC-1 (TYP)	Vendor	Approval
20	6007-PLN-ATP-23-22-B109	DC Schematic Excitation Protection STG1-Alpha Site	Drawing	NA	ELEC-1 (TYP)	Vendor	Approval
21	6007-PLN-ATP-23-22-B110	DC Schematic Aux Power Transformer & Transmission Line Protection-Alpha Site	Drawing	NA	ELEC-1 (TYP)	Vendor	Approval
22	6007-PLN-ATP-23-22-B116	AC Schematic Syncronization Bus STG1-Alpha Site	Drawing	NA	ELEC-1 (TYP)	Vendor	Approval
23	6007-PLN-ATP-23-22-B117	DC Schematic Syncronization Bus STG1-Alpha Site	Drawing	NA	ELEC-1 (TYP)	Vendor	Approval
24	6007-PLN-ATP-23-38-R100	230KV Substation Layout Plan View-Alpha Site	Drawing	NA	ELEC-1 (TYP)	Vendor	Approval
25	6007-PLN-ATP-26-01-R100	230 KV Transmission Line Layout Plan-Alpha Site	Drawing	NA	ELEC-1 (TYP)	Vendor	Approval
26	6007-PLN-ATP-26-38-R105	230 KV Substation Layout-Alpha/Beta Site	Drawing	NA	ELEC-1 (TYP)	Vendor	Approval
27	6007-PLN-ATP-27-21-O160	480V Single Line LVSWGR-51 Building #13-Alpha Site	Drawing	NA	ELEC-1 (TYP)	Vendor	Approval
28	6007-PLN-ATP-27-21-O165	480V Single Line LVSWGR-53 Building #10-Alpha Site	Drawing	NA	ELEC-1 (TYP)	Vendor	Approval
29	6007-PLN-ATP-27-21-O170	480V Single-Line LVSWGR-54 Building #26-Alpha Site	Drawing	NA	ELEC-1 (TYP)	Vendor	Approval
30	6007-PLN-ATP-27-21-O175	480V Single-Line LVSWGR-36 Building #27-Alpha Site	Drawing	NA	ELEC-1 (TYP)	Vendor	Approval
31	6007-PLN-ATP-27-21-O305	480V Single-Line MCC-511 Building #13-Alpha Site	Drawing	NA	ELEC-1 (TYP)	Vendor	Approval
32	6007-PLN-ATP-27-21-O325	480V Single-Line MCC-541 Building #26-Alpha Site	Drawing	NA	ELEC-1 (TYP)	Vendor	Approval
33	6007-PLN-ATP-27-21-O335	480V Single-Line MCC-361 Electrical Building #27	Drawing	NA	ELEC-1 (TYP)	Vendor	Approval
34	6007-PLN-ATP-27-23-P505	Electrical Panel PP-512 Building #22-Alpha Site	Drawing	NA	ELEC-1 (TYP)	Vendor	Approval
35	6007-PLN-ATP-27-23-P506	Electrical Panel PP-51206 Building #22-Alpha Site	Drawing	NA	ELEC-1 (TYP)	Vendor	Approval
36	6007-PLN-ATP-27-23-P510	Electrical Panel PP-513 Building #13-Alpha Site	Drawing	NA	ELEC-1 (TYP)	Vendor	Approval
37	6007-PLN-ATP-27-23-P511	Electrical Panel PP-51306 Building #13-Alpha Site	Drawing	NA	ELEC-1 (TYP)	Vendor	Approval
38	6007-PLN-ATP-27-23-P515	Electrical Panel PP-531 Building #10-Alpha Site	Drawing	NA	ELEC-1 (TYP)	Vendor	Approval
39	6007-PLN-ATP-27-23-P520	Electrical Panel PP-532 Building #10-Alpha Site	Drawing	NA	ELEC-1 (TYP)	Vendor	Approval
40	6007-PLN-ATP-27-23-P525	Electrical Panel PP-543 Building #26-Alpha Site	Drawing	NA	ELEC-1 (TYP)	Vendor	Approval
41	6007-PLN-ATP-27-23-P526	Electrical Panel PP-54306 Building #26-Alpha Site	Drawing	NA	ELEC-1 (TYP)	Vendor	Approval
42	6007-PLN-ATP-27-23-P535	Electrical Panel PP-363 Building #27	Drawing	NA	ELEC-1 (TYP)	Vendor	Approval
43	6007-PLN-ATP-27-23-P536	Electrical Panel PP-36307 Building #27	Drawing	NA	ELEC-1 (TYP)	Vendor	Approval
44	6007-PLN-ATP-28-21-O100	One-Line Diagram 15kV Distribution System-Alpha Site	Drawing	NA	ELEC-1 (TYP)	Vendor	Approval
45	6007-PLN-ATP-28-21-O101	One-Line Diagram 15kV to 5kV VSD System-Alpha Site	Drawing	NA	ELEC-1 (TYP)	Vendor	Approval
46	6007-PLN-ATP-28-21-O102	One-Line Diagram 5kV Distribution System-Alpha Site	Drawing	NA	ELEC-1 (TYP)	Vendor	Approval
47	6007-PLN-ATP-28-21-O103	One-Line Diagram 5kV Distribution System-Alpha Site	Drawing	NA	ELEC-1 (TYP)	Vendor	Approval
48	6007-PLN-ATP-28-21-O108	230 KV Metering & Relaying Protection Zone One-Line-Alpha Site	Drawing	NA	ELEC-1 (TYP)	Vendor	Approval
49	6007-PLN-ATP-28-21-O110	230 KV Metering & Relaying One-Line - STG1 (STG2)-Alpha (Beta) Site	Drawing	NA	ELEC-1 (TYP)	Vendor	Approval
50	6007-PLN-ATP-28-21-O111	230 KV Metering & Relaying One-Line - APT1(APT2)-Alpha (Beta) Site	Drawing	NA	ELEC-1 (TYP)	Vendor	Approval
51	6007-PLN-ATP-28-21-O112	230 KV Metering & Relaying One-Line - TL1 (TL2) Alpha (Beta) Site	Drawing	NA	ELEC-1 (TYP)	Vendor	Approval
52	6007-PLN-ATP-28-21-O141	Solar Field Substation 101 SUB 001-Alpha Site	Drawing	NA	ELEC-1 (TYP)	Vendor	Approval
53	6007-PLN-ATP-28-21-O142	Solar Field Substation 102 SUB 001-Alpha Site	Drawing	NA	ELEC-1 (TYP)	Vendor	Approval
54	6007-PLN-ATP-28-21-O143	Solar Field Substation 103 SUB 001-Alpha Site	Drawing	NA	ELEC-1 (TYP)	Vendor	Approval
55	6007-PLN-ATP-28-21-O144	Solar Field Substation 104 SUB 001-Alpha Site	Drawing	NA	ELEC-1 (TYP)	Vendor	Approval
56	6007-PLN-ATP-28-21-O150	General One-Line Diagram 15 kV to 480V BOP Distribution System-Alpha Site	Drawing	NA	ELEC-1 (TYP)	Vendor	Approval
57	6007-PLN-ATP-28-22-B120	AC Schematic MVSWGR-1 Main Breaker 52-0-Alpha Site	Drawing	NA	ELEC-1 (TYP)	Vendor	Approval
58	6007-PLN-ATP-28-22-B121	DC Schematic Sheet 1 MVSWGR-1 Main Breaker 52-0-Alpha Site	Drawing	NA	ELEC-1 (TYP)	Vendor	Approval
59	6007-PLN-ATP-28-22-B122	DC Schematic Sheet 2 MVSWGR-1 Main Breaker 52-0-Alpha Site	Drawing	NA	ELEC-1 (TYP)	Vendor	Approval
60	6007-PLN-ATP-28-22-B125	AC Schematic DG1 Synchronizing Breaker 52-1-Alpha Site	Drawing	NA	ELEC-1 (TYP)	Vendor	Approval
61	6007-PLN-ATP-28-22-B126	DC Schematic Sheet 1 DG1 Synchronizing Breaker 52-1-Alpha Site	Drawing	NA	ELEC-1 (TYP)	Vendor	Approval
62	6007-PLN-ATP-28-22-B127	DC Schematic Sheet 2 DG1 Synchronizing Breaker 52-1-Alpha Site	Drawing	NA	ELEC-1 (TYP)	Vendor	Approval
63	6007-PLN-ATP-28-22-B128	AC & DC Schematic Diesel Generator DG1-Alpha Site	Drawing	NA	ELEC-1 (TYP)	Vendor	Approval
64	6007-PLN-ATP-28-22-B129	AC Schematic Synchronizing Bus-Alpha Site	Drawing	NA	ELEC-1 (TYP)	Vendor	Approval
65	6007-PLN-ATP-28-22-B130	DC Schematic DG1 Synchronizing Bus Sheet 1-Alpha Site	Drawing	NA	ELEC-1 (TYP)	Vendor	Approval
66	6007-PLN-ATP-28-22-B131	DC Schematic DG1 Synchronizing Bus Sheet 2-Alpha Site	Drawing	NA	ELEC-1 (TYP)	Vendor	Approval
67	6007-PLN-ATP-28-22-B132	AC Schematic MVSWGR 1 Feeder Breakers 52-2 thru 52-5-Alpha Site	Drawing	NA	ELEC-1 (TYP)	Vendor	Approval
68	6007-PLN-ATP-28-22-B133	DC Schematic Sheet 1 MVSWGR 1 Feeder Breakers 52-2 thru 52-5-Alpha Site	Drawing	NA	ELEC-1 (TYP)	Vendor	Approval
69	6007-PLN-ATP-28-22-B134	DC Schematic Sheet 2 MVSWGR 1 Feeder Breakers 52-2 thru 52-5-Alpha Site	Drawing	NA	ELEC-1 (TYP)	Vendor	Approval
70	6007-PLN-ATP-28-22-B135	MVSWGR-1 Communication Schematic-Alpha Site	Drawing	NA	ELEC-1 (TYP)	Vendor	Approval
71	6007-PLN-ATP-28-22-B136	MVSWGR-1 Digital Clocking Schematic-Alpha Site	Drawing	NA	ELEC-1 (TYP)	Vendor	Approval
72	6007-PLN-ATP-28-22-B140	AC & DC Schematic Variable Speed Drive VSD-31 Thru VSD-34-Alpha Site	Drawing	NA	ELEC-1 (TYP)	Vendor	Approval
73	6007-PLN-ATP-28-22-B141	Communication Schematic Variable Speed Drive VSD-31 Thru VSD-34-Alpha Site	Drawing	NA	ELEC-1 (TYP)	Vendor	Approval
74	6007-PLN-ATP-28-22-B145	AC & DC Schematic Variable Speed Drive VSD-44-Alpha Site	Drawing	NA	ELEC-1 (TYP)	Vendor	Approval
75	6007-PLN-ATP-28-22-B146	Communication Schematic Variable Speed Drive VSD-44-Alpha Site	Drawing	NA	ELEC-1 (TYP)	Vendor	Approval
76	6007-PLN-ATP-28-22-B150	AC & DC Schematic Medium Voltage Switch MVS-30-Alpha Site	Drawing	NA	ELEC-1 (TYP)	Vendor	Approval
77	6007-PLN-ATP-28-22-B153	Communication Schematic MVS-30-Alpha Site	Drawing	NA	ELEC-1 (TYP)	Vendor	Approval
78	6007-PLN-ATP-28-22-B155	AC & DC Schematic Medium Voltage Switch MVS-51 - MVS-57-Alpha Site	Drawing	NA	ELEC-1 (TYP)	Vendor	Approval
79	6007-PLN-ATP-28-22-B160	AC Schematic MVSWGR-4 Feeder Breaker 152-40 thru 43-Alpha Site	Drawing	NA	ELEC-1 (TYP)	Vendor	Approval
80	6007-PLN-ATP-28-22-B161	DC Schematic MVSWGR-4 Feeder Breaker 152-40 Thru 43-Alpha Site	Drawing	NA	ELEC-1 (TYP)	Vendor	Approval
81	6007-PLN-ATP-28-22-B162	DC Schematic Sheet 2 MVSWGR 4 Feeder Breakers 152-40 thru 152-43-Alpha Site	Drawing	NA	ELEC-1 (TYP)	Vendor	Approval
82	6007-PLN-ATP-28-22-B163	Communication Schematic MVSWGR-4-Alpha Site	Drawing	NA	ELEC-1 (TYP)	Vendor	Approval
83	6007-PLN-ATP-28-21-O001	Construction Temporary Power One Line Diagram	Drawing	NA	ELEC-1 (TYP)	Vendor	Approval
84	6007-PLN-ATP-28-21-O002	Construction Temporary Power Distribution- One Line Diagram	Drawing	NA	ELEC-1 (TYP)	Vendor	Approval
85	6007-PLN-ATP-28-21-O003	Construction Temporary Power Distribution- One Line Diagram	Drawing	NA	ELEC-1 (TYP)	Vendor	Approval
86	6007-PLN-ATP-28-21-O004	Construction Temporary Power Distribution- One Line Diagram	Drawing	NA	ELEC-1 (TYP)	Vendor	Approval
87	6007-PLN-ATP-28-21-P002	Construction Temporary Power Distribution Panel Schedules	Drawing	NA	ELEC-1 (TYP)	Vendor	Approval
88	6007-PLN-ATP-28-21-P003	Construction Temporary Power Distribution Panel Schedules	Drawing	NA	ELEC-1 (TYP)	Vendor	Approval
89	6007-PLN-ATP-28-21-P004	Construction Temporary Power Distribution Panel Schedules	Drawing	NA	ELEC-1 (TYP)	Vendor	Approval
90	6007-PLN-ATP-28-21-P005	Construction Temporary Power Distribution Panel Schedules	Drawing	NA	ELEC-1 (TYP)	Vendor	Approval
91	6007-PLN-ATP-28-21-P007	Construction Temporary Power Distribution Panel Schedules	Drawing	NA	ELEC-1 (TYP)	Vendor	Approval
92	6007-PLN-ATP-28-21-R001	Construction Temporary Power Electrical Site Plan	Drawing	NA	ELEC-1 (TYP)	Vendor	Approval
93	6007-PLN-ATP-28-21-R002	Construction Temporary Power for Alpha Plant	Drawing	NA	ELEC-1 (TYP)	Vendor	Approval
94	6007-PLN-ATP-28-21-R003	Construction Temporaty Power for Beta Plant	Drawing	NA	ELEC-1 (TYP)	Vendor	Approval
95	6007-PLN-AGE-57-33-1000	Solar Field Grounding System General Details	Drawing	NA	ELEC-1 (TYP)	Vendor	Approval
96	6007-PLN-AGE-57-33-1002	Solar Field Grounding System General Typical Solar Collector Type 1 Details	Drawing	NA	ELEC-1 (TYP)	Vendor	Approval
97	6007-PLN-AGE-57-33-1003	Solar Field Grounding System General Typical Solar Collector Type 2 Details	Drawing	NA	ELEC-1 (TYP)	Vendor	Approval
98	6007-PLN-AGE-57-33-1004	Solar Field Barrier Fence Grounding Details	Drawing	NA	ELEC-1 (TYP)	Vendor	Approval
99	6007-PLN-AGE-57-33-1005	Solar Field Perimeter and Wind Fence Grounding Details	Drawing	NA	ELEC-1 (TYP)	Vendor	Approval
100	6007-PLN-AGE-57-33-1006	Solar Field Screening Fence Grounding Details	Drawing	NA	ELEC-1 (TYP)	Vendor	Approval
101	6007-PLN-AGE-57-33-1007	Solar Field Grounding System General Details	Drawing	NA	ELEC-1 (TYP)	Vendor	Approval
102	6007-PLN-AGE-57-33-2000	Alpha Plant Solar Field General Grounding	Drawing	NA	ELEC-1 (TYP)	Vendor	Approval
103	6007-PLN-AGE-57-33-2001	Mojave. Solar Field Grounding System Cover Sheet. Alpha	Drawing	NA	ELEC-1 (TYP)	Vendor	Approval
104	6007-PLN-AGE-57-33-2002	Mojave. Solar Field Grounding System General Notes. Alpha	Drawing	NA	ELEC-1 (TYP)	Vendor	Approval
105	6007-PLN-AGE-57-33-2006	Alpha Plant. Solar Field 103 Shed for HTF Valves Panelboard Grounding Plan (East Valve Area)	Drawing	NA	ELEC-1 (TYP)	Vendor	Approval
106	6007-PLN-AGE-57-33-2101	Alpha Plant Solar Field 101 Grounding Plan	Drawing	NA	ELEC-1 (TYP)	Vendor	Approval
107	6007-PLN-AGE-57-33-2102	Alpha Plant Solar Field 102 Grounding Plan	Drawing	NA	ELEC-1 (TYP)	Vendor	Approval
108	6007-PLN-AGE-57-33-2103	Alpha Plant Solar Field 103 Grounding Plan	Drawing	NA	ELEC-1 (TYP)	Vendor	Approval
109	6007-PLN-AGE-57-33-2104	Alpha Plant Solar Field 104 Grounding Plan	Drawing	NA	ELEC-1 (TYP)	Vendor	Approval
110	6007-PLN-AGE-57-33-6000	Beta Plant Solar Field General Grounding	Drawing	NA	ELEC-1 (TYP)	Vendor	Approval
111	6007-PLN-AGE-57-33-6001	Mojave. Solar Field Grounding System Cover Sheet. Beta	Drawing	NA	ELEC-1 (TYP)	Vendor	Approval
112	6007-PLN-AGE-57-33-6002	Mojave. Solar Field Grounding System General Notes. Beta	Drawing	NA	ELEC-1 (TYP)	Vendor	Approval
113	6007-PLN-AGE-57-33-6006	Beta Plant. Solar Field 109 Shed for HTF Valve Panelboard Grounding Plan (East Valve Area)	Drawing	NA	ELEC-1 (TYP)	Vendor	Approval
114	6007-PLN-AGE-57-33-6007	Beta Plant. Solar Field 107 Shed for HTF Valves Panelboard Grounding Plan (North Valve Area)	Drawing	NA	ELEC-1 (TYP)	Vendor	Approval
115	6007-PLN-AGE-57-33-6008	Beta Plant. Solar Field 109 Shed for HTF Valve Panelboard Grounding Plan (South Valve Area)	Drawing	NA	ELEC-1 (TYP)	Vendor	Approval
116	6007-PLN-AGE-57-33-6105	Beta Plant Solar Field 105 Grounding Plan	Drawing	NA	ELEC-1 (TYP)	Vendor	Approval
117	6007-PLN-AGE-57-33-6106	Beta Plant Solar Field 106 Grounding Plan	Drawing	NA	ELEC-1 (TYP)	Vendor	Approval
118	6007-PLN-AGE-57-33-6107	Beta Plant Solar Field 107 Grounding Plan	Drawing	NA	ELEC-1 (TYP)	Vendor	Approval
119	6007-PLN-AGE-57-33-6108	Beta Plant Solar Field 108 Grounding Plan	Drawing	NA	ELEC-1 (TYP)	Vendor	Approval
120	6007-PLN-AGE-57-33-6109	Beta Plan Solar Field 109 Grounding Plan	Drawing	NA	ELEC-1 (TYP)	Vendor	Approval
121		BV Comment Letter ELEC 1-6.00 PC1 Abengoa Response	Drawing	NA	ELEC-1 (TYP)	Vendor	Approval

Compliance No.: GEN-2
Job: Mojave Solar Project
Date: 02/06/14
Description: Electrical Site Drawings List - Alpha&Beta

Line No.	Sheet No.	Description	Type of Document	Revision Number	Applicable Condition of Certification	Vendor Supplied or EOR	Reason for Submittal
122	6007-PLN-GFG00-50-C449	Fence Detail	Drawing	NA	ELEC-1 (TYP)	Vendor	Approval
123	6007-PLN-AGE57-33-2000	GENERAL GROUNDING ALPHA	Drawing	NA	ELEC-1 (TYP)	Vendor	Approval
124	6007-PLN-AGE57-33-2001	COVER SHEET ALPHA	Drawing	NA	ELEC-1 (TYP)	Vendor	Approval
125	6007-PLN-AGE57-33-2002	GENERAL NOTES ALPHA	Drawing	NA	ELEC-1 (TYP)	Vendor	Approval
126	6007-PLN-AGE57-33-2003	EAST VALVE AREA GROUNDING PLAN ALPHA	Drawing	NA	ELEC-1 (TYP)	Vendor	Approval
127	6007-PLN-AGE57-33-2101	101 GROUNDING PLAN ALPHA	Drawing	NA	ELEC-1 (TYP)	Vendor	Approval
128	6007-PLN-AGE57-33-2102	102 GROUNDING PLAN ALPHA	Drawing	NA	ELEC-1 (TYP)	Vendor	Approval
129	6007-PLN-AGE57-33-2103	103 GROUNDING PLAN ALPHA	Drawing	NA	ELEC-1 (TYP)	Vendor	Approval
130	6007-PLN-AGE57-33-2104	104 GROUNDING PLAN ALPHA	Drawing	NA	ELEC-1 (TYP)	Vendor	Approval
131	6007-PLN-AGE57-33-6000	GENERAL GROUNDING BETA	Drawing	NA	ELEC-1 (TYP)	Vendor	Approval
132	6007-PLN-AGE57-33-6001	COVER SHEET BETA	Drawing	NA	ELEC-1 (TYP)	Vendor	Approval
133	6007-PLN-AGE57-33-6002	GENERAL NOTES BETA	Drawing	NA	ELEC-1 (TYP)	Vendor	Approval
134	6007-PLN-AGE57-33-6006	EAST VALVE AREA GROUNDING PLAN BETA	Drawing	NA	ELEC-1 (TYP)	Vendor	Approval
135	6007-PLN-AGE57-33-6007	NORTH VALVE AREA GROUNDING PLAN BETA	Drawing	NA	ELEC-1 (TYP)	Vendor	Approval
136	6007-PLN-AGE57-33-6008	SOUTH VALVE AREA GROUNDING PLAN BETA	Drawing	NA	ELEC-1 (TYP)	Vendor	Approval
137	6007-PLN-AGE57-33-6105	105 GROUNDING PLAN BETA	Drawing	NA	ELEC-1 (TYP)	Vendor	Approval
138	6007-PLN-AGE57-33-6106	106 GROUNDING PLAN BETA	Drawing	NA	ELEC-1 (TYP)	Vendor	Approval

Compliance No.: GEN-2
Job: Mojave Solar Project
Date: 02/06/14
Description: Electrical Site Drawings List - Alpha&Beta

Line No.	Sheet No.	Description	Type of Document	Revision Number	Applicable Condition of Certification	Vendor Supplied or EOR	Reason for Submittal
139	6007-PLN-AGE57-33-6107	107 GROUNDING PLAN BETA	Drawing	NA	ELEC-1 (TYP)	Vendor	Approval
140	6007-PLN-AGE57-33-6108	108 GROUNDING PLAN BETA	Drawing	NA	ELEC-1 (TYP)	Vendor	Approval
141	6007-PLN-AGE57-33-6109	109 GROUNDING PLAN BETA	Drawing	NA	ELEC-1 (TYP)	Vendor	Approval
142	6007-PLN-AGE57-33-1000	GROUNDING SYSTEM GENERAL Details	Drawing	NA	ELEC-1 (TYP)	Vendor	Approval
143	6007-PLN-AGE57-33-1002	TYPE 1 DETAILS	Drawing	NA	ELEC-1 (TYP)	Vendor	Approval
144	6007-PLN-AGE57-33-1003	TYPE 2 DETAILS	Drawing	NA	ELEC-1 (TYP)	Vendor	Approval
145	6007-PLN-AGE57-33-1004	BARRIER FENCE GROUNDING DETAILS	Drawing	NA	ELEC-1 (TYP)	Vendor	Approval
146	6007-PLN-AGE57-33-1005	PERIMETER AND WIND FENCE GROUNDING DETAILS	Drawing	NA	ELEC-1 (TYP)	Vendor	Approval
147	6007-PLN-AGE57-33-1006	SCREENING FENCE GROUNDING DETAILS	Drawing	NA	ELEC-1 (TYP)	Vendor	Approval
148	6007-PLN-AGE57-33-1007	GROUNDING SYSTEM GENERAL DETAILS	Drawing	NA	ELEC-1 (TYP)	Vendor	Approval
149	6007-PLN-ATP61-33-G003	Sketch 3 Alpha DB-7 Print	Drawing	NA	ELEC-1 (TYP)	Vendor	Approval
150	Sketch Alpha DB7 Layout 2 Print	Sketch Alpha DB7 Layout 2 Print	Drawing	NA	ELEC-1 (TYP)	Vendor	Approval
151	Sketch Alpha DB7 Print	Sketch Alpha DB7 Print	Drawing	NA	ELEC-1 (TYP)	Vendor	Approval
152	Sketch Alpha Trailers UDS 19,20,21 Layout 2 Print	Sketch Alpha Trailers UDS 19,20,21 Layout 2 Print	Drawing	NA	ELEC-1 (TYP)	Vendor	Approval
153	Sketch Alpha Trailers UDS 19,20,21 Print	Sketch Alpha Trailers UDS 19,20,21 Print	Drawing	NA	ELEC-1 (TYP)	Vendor	Approval
154	6007-PLN-AGE-21-33-1101	Steam Generation Area Grounding Package Cover sheet Alpha Plant	Drawing	NA	ELEC-1 (TYP)	Vendor	Approval
155	6007-PLN-AGE-21-33-1111	Steam Generation Area Grounding Package General notes Alpha Plant	Drawing	NA	ELEC-1 (TYP)	Vendor	Approval
156	6007-PLN-AGE-21-33-1501	Steam Generation Area Grounding Package Cover sheet Beta Plant	Drawing	NA	ELEC-1 (TYP)	Vendor	Approval
157	6007-PLN-AGE-21-33-1502	Steam Generation Area Grounding Package General notes Beta Plant	Drawing	NA	ELEC-1 (TYP)	Vendor	Approval
158	6007-PLN-AGE-21-33-5101	SG Grounding System Alpha Plant	Drawing	NA	ELEC-1 (TYP)	Vendor	Approval
159	6007-PLN-AGE-21-33-5111	SG Grounding System Details Alpha Plant	Drawing	NA	ELEC-1 (TYP)	Vendor	Approval
160	6007-PLN-AGE-21-33-5112	SG Grounding System Reheater Details Alpha Plant	Drawing	NA	ELEC-1 (TYP)	Vendor	Approval
161	6007-PLN-AGE-21-33-9501	SG Grounding System Beta Plant	Drawing	NA	ELEC-1 (TYP)	Vendor	Approval
162	6007-PLN-AGE-21-33-9511	SG Grounding System Details Beta Plant	Drawing	NA	ELEC-1 (TYP)	Vendor	Approval
163	6007-PLN-AGE57-35-0015	Solar Field %th Ruting System Detail Ruting TT Loop	Drawing	NA	ELEC-1 (TYP)	Vendor	Approval
164	6007-PLN-AGE57-35-0012	Solar Field Cable Trenching Details for Cable Routing Between CCps	Drawing	NA	ELEC-1 (TYP)	Vendor	Approval
165	6007-PLN-AGE57-35-0013	Solar Field Cable Trenching Details for Cable Routing with Basins Between CCps	Drawing	NA	ELEC-1 (TYP)	Vendor	Approval
166	6007-PLN-AGE57-35-0014	Solar Field Cable Trenching Detail MC Cable Routing Close CCPs	Drawing	NA	ELEC-1 (TYP)	Vendor	Approval
167	6007-PLN-AGE58-33-5201	Alpha Plan. HTF Overflow Tank (A-MT-204A) Grounding Plan	Drawing	NA	ELEC-1 (TYP)	Vendor	Approval
168	6007-PLN-AGE58-33-5202	Alpha Plan. HTF Overflow Tank (A-MT-204B) Grounding Plan	Drawing	NA	ELEC-1 (TYP)	Vendor	Approval
169	6007-PLN-AGE59-33-7201	Beta Plan. HTF Overflow Tank (B-MT-204A) Grounding Plan	Drawing	NA	ELEC-1 (TYP)	Vendor	Approval
170	6007-PLN-AGE59-33-7201	Beta Plan. HTF Overflow Tank (B-MT-204B) Grounding Plan	Drawing	NA	ELEC-1 (TYP)	Vendor	Approval
171	6007-PLN-AGE67-33-1421	Cooling Towers Grounding Package. Cover Sheet-Alpha Plant	Drawing	NA	ELEC-1 (TYP)	Vendor	Approval
172	6007-PLN-AGE67-33-1431	Cooling Towers Grounding Package. General Notes-Alpha Plant	Drawing	NA	ELEC-1 (TYP)	Vendor	Approval
173	6007-PLN-AGE67-33-1821	Cooling Towers Grounding Package. Cover Sheet. Beta	Drawing	NA	ELEC-1 (TYP)	Vendor	Approval
174	6007-PLN-AGE67-33-1831	Cooling Towers Grounding Package. General Notes. Beta	Drawing	NA	ELEC-1 (TYP)	Vendor	Approval
175	6007-PLN-AGE67-33-5421	Cooling Towers Grounding Plan-Alpha plant	Drawing	NA	ELEC-1 (TYP)	Vendor	Approval
176	6007-PLN-AGE67-33-5422	Cooling Towers Grounding Details-Alpha plant	Drawing	NA	ELEC-1 (TYP)	Vendor	Approval
177	6007-PLN-AGE67-33-9821	Cooling Tower grounding Plan-Beta Plant	Drawing	NA	ELEC-1 (TYP)	Vendor	Approval
178	6007-PLN-AGE67-33-9822	Cooling Towers Grounding Details-Beta plant	Drawing	NA	ELEC-1 (TYP)	Vendor	Approval
179	6007-PLN-AGE67-33-0001	Polisher Feed Tank Details	Drawing	NA	ELEC-1 (TYP)	Vendor	Approval
180	6007-PLN-AGE67-33-1001	Polisher feed tank Grounding Package General Notes	Drawing	NA	ELEC-1 (TYP)	Vendor	Approval
181	6007-PLN-AGE67-33-1441	Polisher feed tank Grounding Package Cover Sheet-Alpha Plant	Drawing	NA	ELEC-1 (TYP)	Vendor	Approval
182	6007-PLN-AGE67-33-1851	Polisher Feed tank Grounding Package Cover Sheet-Beta Plant	Drawing	NA	ELEC-1 (TYP)	Vendor	Approval
183	6007-PLN-AGE67-33-5431	Polisher Feed Tank Grounding Plan-Alpha Plant	Drawing	NA	ELEC-1 (TYP)	Vendor	Approval
184	6007-PLN-AGE67-33-9831	Polisher Feed Tank Grounding Plan-Beta Plant	Drawing	NA	ELEC-1 (TYP)	Vendor	Approval
185	6007-PLN-AGE25-33-0001	Polished Water Tank Details	Drawing	NA	ELEC-1 (TYP)	Vendor	Approval
186	6007-PLN-AGE25-33-1001	Polished Water tank Grounding Package General Notes	Drawing	NA	ELEC-1 (TYP)	Vendor	Approval
187	6007-PLN-AGE25-33-1322	Polished Water tank Grounding Package Cover Sheet-Alpha Plant	Drawing	NA	ELEC-1 (TYP)	Vendor	Approval
188	6007-PLN-AGE25-33-1705	Polished Water tank Grounding Package Cover Sheet-Beta Plant	Drawing	NA	ELEC-1 (TYP)	Vendor	Approval
189	6007-PLN-AGE25-33-5322	Polished Water Tank Grounding Plan-Alpha Plant	Drawing	NA	ELEC-1 (TYP)	Vendor	Approval
190	6007-PLN-AGE25-33-9722	Polished Water Tank Grounding Plan-Beta Plant	Drawing	NA	ELEC-1 (TYP)	Vendor	Approval
191	6007-PLN-AGE67-33-1463	Cooling Tower Blow Down Tank Grounding Package Cover Sheet_Alpha Plant	Drawing	NA	ELEC-1 (TYP)	Vendor	Approval
192	6007-PLN-AGE67-33-1473	Cooling Tower Blow down Tank Grounding Package General Notes_Alpha Plant	Drawing	NA	ELEC-1 (TYP)	Vendor	Approval
193	6007-PLN-AGE67-33-1863	Cooling Tower Blow Down Tank Grounding Package Cover Sheet_Beta Plant	Drawing	NA	ELEC-1 (TYP)	Vendor	Approval
194	6007-PLN-AGE67-33-1873	Cooling Tower Blow Down tank Grounding Package General Notes_beta Plant	Drawing	NA	ELEC-1 (TYP)	Vendor	Approval
195	6007-PLN-AGE67-33-5414	Cooling Tower Blow Down Tank Grounding Details_Alpha Plant	Drawing	NA	ELEC-1 (TYP)	Vendor	Approval
196	6007-PLN-AGE67-33-5443	Cooling Tower Blow down Tank Grounding Plan_Alpha Plant	Drawing	NA	ELEC-1 (TYP)	Vendor	Approval
197	6007-PLN-AGE67-33-9814	Cooling Tower Blow Down Tank Grounding Details_Beta Plant	Drawing	NA	ELEC-1 (TYP)	Vendor	Approval
198	6007-PLN-AGE67-33-9843	Cooling Tower Blow Down Tank Grounding Plan_Beta Plant	Drawing	NA	ELEC-1 (TYP)	Vendor	Approval
199	6007-PLN-AGE67-33-1462	Process Make up water tank Grounding Package Cover Sheet_Alpha Plant	Drawing	NA	ELEC-1 (TYP)	Vendor	Approval
200	6007-PLN-AGE67-33-1472	Process Make-up water tank Grounding Package General Notes_Alpha Plant	Drawing	NA	ELEC-1 (TYP)	Vendor	Approval
201	6007-PLN-AGE67-33-1862	Process Make up water tank Grounding Package Cover Sheet_Beta Plant	Drawing	NA	ELEC-1 (TYP)	Vendor	Approval
202	6007-PLN-AGE67-33-1872	Process Make-up water tank Grounding Package General Notes_Beta Plant	Drawing	NA	ELEC-1 (TYP)	Vendor	Approval
203	6007-PLN-AGE67-33-5413	Process Make up Water tank Grounding Details_Alpha Plant	Drawing	NA	ELEC-1 (TYP)	Vendor	Approval
204	6007-PLN-AGE67-33-5442	Process Make up Water Tank Grounding Plan_Alpha Plant	Drawing	NA	ELEC-1 (TYP)	Vendor	Approval
205	6007-PLN-AGE67-33-9813	Process Make up Water tank Grounding Details_Beta Plant	Drawing	NA	ELEC-1 (TYP)	Vendor	Approval
206	6007-PLN-AGE67-33-9842	Process Make up Water Tank Grounding Plan_Beta Plant	Drawing	NA	ELEC-1 (TYP)	Vendor	Approval
207	AMMC Application FO Optral DSP-1 Binder	AMMC Application FO Optral DSP-1 Binder	Drawing	NA	ELEC-1 (TYP)	Vendor	Approval
208	6007-PLN-AGE25-33-9721	Turbine/Condenser/Generator Grounding Pan Beta Plant	Drawing	NA	ELEC-1 (TYP)	Vendor	Approval
209	6007-PLN-AGE25-33-5321	Turbine/Condenser/Generator Grounding Pan Alpha Plant	Drawing	NA	ELEC-1 (TYP)	Vendor	Approval
210	6007-PLN-AGE25-33-1704	Turbine/Condenser/Generator Grounding Package General Notes. Beta Plant	Drawing	NA	ELEC-1 (TYP)	Vendor	Approval
211	6007-PLN-AGE25-33-1703	Turbine/Condenser/Generator Grounding Package Cover Sheet. Beta Plant	Drawing	NA	ELEC-1 (TYP)	Vendor	Approval
212	6007-PLN-AGE25-33-1331	Turbine/Condenser/Generator Grounding Package General Notes. Alpha Plant	Drawing	NA	ELEC-1 (TYP)	Vendor	Approval
213	6007-PLN-AGE25-33-1321	Turbine/Condenser/Generator Grounding Package Cover Sheet. Alpha Plant	Drawing	NA	ELEC-1 (TYP)	Vendor	Approval
214	6007-PLN-AGE25-33-0002	Power Block Grounding Details	Drawing	NA	ELEC-1 (TYP)	Vendor	Approval
215	6007-PLN-AGE-57-31-0022	Solar Field Cable Trenching Details MC Cable Routing Close CCP's with Grounding Cable	Drawing	NA	ELEC-1 (TYP)	Vendor	Approval
216	6007-PLN-AGE-57-33-1003	Solar Field Grounding System Typical Solar Collectors Type 2 Details	Drawing	NA	ELEC-1 (TYP)	Vendor	Approval
217	6007-PLN-AGE-57-33-1007	Solar Field Grounding System General details	Drawing	NA	ELEC-1 (TYP)	Vendor	Approval
218	6007-PLN-AGE-57-33-6106	Beta Plant Solar Field 106 Grounding Plan	Drawing	NA	ELEC-1 (TYP)	Vendor	Approval
219	6007-PLN-AGE-57-31-0021	Solar Field Cable Trenching Details For Cable Routing With Basins Between CCP's with Grounding Cable	Drawing	NA	ELEC-1 (TYP)	Vendor	Approval
220	6007-PLN-AGE-57-33-1009	Solar Field Grounding System Typical Solar Collectors Type 4 Details	Drawing	NA	ELEC-1 (TYP)	Vendor	Approval
221	6007-PLN-AGE-57-33-2101	Alpha Plant Solar Field 101 Grounding Plan	Drawing	NA	ELEC-1 (TYP)	Vendor	Approval
222	6007-PLN-AGE-57-33-2103	Alpha Plant Solar Field 103 Grounding Plan	Drawing	NA	ELEC-1 (TYP)	Vendor	Approval
223	6007-PLN-AGE-57-33-2102	Alpha Plant Solar Field 102 Grounding Plan	Drawing	NA	ELEC-1 (TYP)	Vendor	Approval
224	6007-PLN-AGE-57-33-6107	Beta Plant Solar Field 107 Grounding Plan	Drawing	NA	ELEC-1 (TYP)	Vendor	Approval
225	6007-PLN-AGE-57-33-6105	Beta Plant Solar Field 105 Grounding Plan	Drawing	NA	ELEC-1 (TYP)	Vendor	Approval
226	6007-PLN-AGE-57-33-6108	Beta Plant Solar Field 108 Grounding Plan	Drawing	NA	ELEC-1 (TYP)	Vendor	Approval
227	6007-PLN-AGE-57-33-2104	Alpha Plant Solar Field 104 Grounding Plan	Drawing	NA	ELEC-1 (TYP)	Vendor	Approval
228	6007-PLN-AGE-57-33-1002	Solar Field Grounding System Typical Solar Collector Type 1 Details	Drawing	NA	ELEC-1 (TYP)	Vendor	Approval
229	6007-PLN-AGE-57-33-1008	Solar Field Grounding System Typical Solar Collector Type 3 Details	Drawing	NA	ELEC-1 (TYP)	Vendor	Approval
230	6007-PLN-AGE-57-33-6109	Beta Plant Solar Field 109 Grounding Plan	Drawing	NA	ELEC-1 (TYP)	Vendor	Approval
231	6007-PLN-AGE-57-33-2000	Sketch, Alpha Grounding Layout, for Information Only.	Drawing	NA	ELEC-1 (TYP)	Vendor	Approval
232	6007-PLN-AGE-57-33-6000	Sketch, Beta Grounding Layout, for Information Only.	Drawing	NA	ELEC-1 (TYP)	Vendor	Approval
233	6007-CAL-AGE-57-33-2800	Solar Field Alpha Plant Grounding and Lightning Study.	Calculation	NA	ELEC-1 (TYP)	Vendor	Approval
234	6007-CAL-AGE-57-33-6800	Solar Field Beta Plant Grounding and Lightning Study.	Calculation	NA	ELEC-1 (TYP)	Vendor	Approval
235	6007-PLN-AGE-00-33-1001_R0	Pipe Rack Grounding Rack 1	Drawing	NA	ELEC-1 (TYP)	Vendor	Approval
236	6007-PLN-AGE-00-33-1002_R0	Pipe Rack Grounding General Details	Drawing	NA	ELEC-1 (TYP)	Vendor	Approval
237	6007-PLN-AGE-00-33-1003_R0	Pipe Rack Grounding Rack 3 North-South	Drawing	NA	ELEC-1 (TYP)	Vendor	Approval
238	6007-PLN-AGE-00-33-1004_R0	Pipe Rack Grounding Rack 3 West-East	Drawing	NA	ELEC-1 (TYP)	Vendor	Approval
239	6007-PLN-AGE-25-33-1321_R2	Turb Generator Cond Grounding Cover Alpha	Drawing	NA	ELEC-1 (TYP)	Vendor	Approval
240	6007-PLN-AGE-25-33-1331_R1	Turb Generator Cond Grounding Notes Alpha	Drawing	NA	ELEC-1 (TYP)	Vendor	Approval
241	6007-PLN-AGE-25-33-5301_R1	Turb Generator Cond & Aux Area Grounding Plan Alpha	Drawing	NA	ELEC-1 (TYP)	Vendor	Approval
242	6007-PLN-AGE-25-33-5321_R2	Turb Generator Cond Grounding Plan Alpha	Drawing	NA	ELEC-1 (TYP)	Vendor	Approval
243	6007-PLN-AGE-25-33-1703_R2	Turb Generator Cond Grounding Cover Beta	Drawing	NA	ELEC-1 (TYP)	Vendor	Approval
244	6007-PLN-AGE-25-33-1704_R1	Turb Generator Cond Grounding Notes Beta	Drawing	NA	ELEC-1 (TYP)	Vendor	Approval
245	6007-PLN-AGE-25-33-9701_R1	Turb Generator Cond & Aux Area Grounding Plan Beta	Drawing	NA	ELEC-1 (TYP)	Vendor	Approval
246	6007-PLN-AGE-25-33-9721_R2	Turb Generator Cond Grounding Plan Beta	Drawing	NA	ELEC-1 (TYP)	Vendor	Approval
247	6007-PLN-AGE-57-33-1000_R2	SF Grounding General Details	Drawing	NA	ELEC-1 (TYP)	Vendor	Approval
248	6007-PLN-AGE-57-33-1002_R3	SF Grounding General Typical Solar Collector	Drawing	NA	ELEC-1 (TYP)	Vendor	Approval
249	6007-PLN-AGE-57-33-1003_R3	SF Grounding General Typical Solar Collector	Drawing	NA	ELEC-1 (TYP)	Vendor	Approval
250	6007-PLN-AGE-57-33-1004_R3	SF Barrier Fence Grounding Details	Drawing	NA	ELEC-1 (TYP)	Vendor	Approval
251	6007-PLN-AGE-57-33-1005_R3	SF Perimeter and Wind Fence Grounding Details	Drawing	NA	ELEC-1 (TYP)	Vendor	Approval
252	6007-PLN-AGE-57-33-1006_R3	SF Screening Fence Grounding Details	Drawing	NA	ELEC-1 (TYP)	Vendor	Approval
253	6007-PLN-AGE-57-33-1007_R3	SF Grounding General Details	Drawing	NA	ELEC-1 (TYP)	Vendor	Approval
254	6007-PLN-AGE-57-33-1008_R0	SF Grounding Type 3 Details	Drawing	NA	ELEC-1 (TYP)	Vendor	Approval
255	6007-PLN-AGE-57-33-1009_R0	SF Grounding Type 4 Details	Drawing	NA	ELEC-1 (TYP)	Vendor	Approval
256	6007-CAL-AGE-57-33-2800_R1	SF Alpha Grounding and Lightning Study	Calculation	NA	ELEC-1 (TYP)	Vendor	Approval
257	6007-CAL-AGE-57-33-6800_R1	SF Beta Grounding and Lightning Study	Calculation	NA	ELEC-1 (TYP)	Vendor	Approval
258	6007-PLN-AGE-57-33-2000_R3	Alpha SF General Grounding	Drawing	NA	ELEC-1 (TYP)	Vendor	Approval
259	6007-PLN-AGE-57-33-2001_R1	Alpha SF General Grounding Cover	Drawing	NA	ELEC-1 (TYP)	Vendor	Approval

Compliance No.: GEN-2
Job: Mojave Solar Project
Date: 02/06/14
Description: Electrical Site Drawings List - Alpha&Beta

Line No.	Sheet No.	Description	Type of Document	Revision Number	Applicable Condition of Certification	Vendor Supplied or EOR	Reason for Submittal
260	6007-PLN-AGE-57-33-2002_R1	Alpha SF General Grounding Notes	Drawing	NA	ELEC-1 (TYP)	Vendor	Approval
261	6007-PLN-AGE-57-33-2101_R5	Alpha SF 101 Grounding Plan	Drawing	NA	ELEC-1 (TYP)	Vendor	Approval
262	6007-PLN-AGE-57-33-2102_R5	Alpha SF 102 Grounding Plan	Drawing	NA	ELEC-1 (TYP)	Vendor	Approval
263	6007-PLN-AGE-57-33-2103_R5	Alpha SF 103 Grounding Plan	Drawing	NA	ELEC-1 (TYP)	Vendor	Approval
264	6007-PLN-AGE-57-33-2104_R5	Alpha SF 104 Grounding Plan	Drawing	NA	ELEC-1 (TYP)	Vendor	Approval
265	6007-PLN-AGE-57-33-6000_R3	Beta SF General Grounding	Drawing	NA	ELEC-1 (TYP)	Vendor	Approval
266	6007-PLN-AGE-57-33-6001_R1	Beta SF General Grounding Cover	Drawing	NA	ELEC-1 (TYP)	Vendor	Approval
267	6007-PLN-AGE-57-33-6002_R1	Beta SF General Grounding Notes	Drawing	NA	ELEC-1 (TYP)	Vendor	Approval
268	6007-PLN-AGE-57-33-6105_R4	Beta SF 105 Grounding Plan	Drawing	NA	ELEC-1 (TYP)	Vendor	Approval
269	6007-PLN-AGE-57-33-6106_R4	Beta SF 106 Grounding Plan	Drawing	NA	ELEC-1 (TYP)	Vendor	Approval
270	6007-PLN-AGE-57-33-6107_R4	Beta SF 107 Grounding Plan	Drawing	NA	ELEC-1 (TYP)	Vendor	Approval
271	6007-PLN-AGE-57-33-6108_R4	Beta SF 108 Grounding Plan	Drawing	NA	ELEC-1 (TYP)	Vendor	Approval
272	6007-PLN-AGE-57-33-6109_R4	Beta SF 109 Grounding Plan	Drawing	NA	ELEC-1 (TYP)	Vendor	Approval
273	ELEC-1-5.03 AMMC	Mojave Solar Construction Plan	plan	NA	ELEC-1 (TYP)	Vendor	Approval
274	6007-PLN-AGE-58-33-3002-1	PB HTF Underground South Crossing Grounding	Drawing	NA	ELEC-1 (TYP)	Vendor	Approval
275	6007-PLN-AGE-58-33-3002-2	PB HTF Underground North Crossing Grounding	Drawing	NA	ELEC-1 (TYP)	Vendor	Approval
276	6007-PLN-AGE-58-33-3010	PB HTF Underground Crossing Grounding Details	Drawing	NA	ELEC-1 (TYP)	Vendor	Approval
277	6007-PLN-AGE-58-33-3001-2	PB HTF Underground North Crossing Grounding	Drawing	NA	ELEC-1 (TYP)	Vendor	Approval
278	6007-PLN-AGE-58-33-3001-1	PB HTF Underground North Crossing Grounding	Drawing	NA	ELEC-1 (TYP)	Vendor	Approval
279	6007-PLN-AGE-58-33-5205_R0	Alpha PB HTF Expansion Vessel Grounding	Drawing	NA	ELEC-1 (TYP)	Vendor	Approval
280	6007-PLN-AGE-58-33-7205_R0	Beta PB HTF Expansion Vessel Grounding	Drawing	NA	ELEC-1 (TYP)	Vendor	Approval
281	Transmittal Letter	ELEC-1-4.07X1-Turbine Generator Condenser Grounding-PC1	letter	NA	ELEC-1 (TYP)	Vendor	Approval
282	6007-CAL-AGE-57-33-2800	SF Alpha Grounding and Lightning Study	Calculation	NA	ELEC-1 (TYP)	Vendor	Approval
283	6007-CAL-AGE-57-33-6800	SF Beta Grounding and Lightning Study	Calculation	NA	ELEC-1 (TYP)	Vendor	Approval
284	6007-CAL-AGE-57-40-0301	Short Circuit Calculation in SF	Calculation	NA	ELEC-1 (TYP)	Vendor	Approval
285	Application for AMMC	Fiber Optic Cables in Solar Field.	letter	NA	ELEC-1 (TYP)	Vendor	Approval
286	6007-ESP-AGE-00-40-0300	Electrical Design Criteria	Spec	NA	ELEC-1 (TYP)	Vendor	Approval
287	Transmittal Letter	ELEC-1-5.03-AMMC Application Direct Burial FO Cables Nexan 5P495-PC1	letter	NA	ELEC-1 (TYP)	Vendor	Approval
288	6007-GEN-ATD-23-00-G001	Quality Control Plan	plan	NA	ELEC-1 (TYP)	Vendor	Approval
289	6007-GEN-ATD-23-00-G002	Health, Safety and Enviromental Plan	list	NA	ELEC-1 (TYP)	Vendor	Approval
290	6007-ESP-ATD-23-54-E001	Technical Specification for Steel Structures	Spec	NA	ELEC-1 (TYP)	Vendor	Approval
291	6007-PLN-ATD-23-54-C012	Substation Take Off Structure Loading Tree (Typical)	Drawing	NA	ELEC-1 (TYP)	Vendor	Approval
292	6007-PLN-ATD-23-54-C013	Lightening Mast Loading Tree (Typical)	Drawing	NA	ELEC-1 (TYP)	Vendor	Approval
293	6007-PLN-ATD-23-54-C014	CT & CVT Stand Loading Tree (Typical)	Drawing	NA	ELEC-1 (TYP)	Vendor	Approval
294	6007-PLN-ATD-23-54-C015	Disconnecting Switch Stand - Loading Tree (Typical)	Drawing	NA	ELEC-1 (TYP)	Vendor	Approval
295	6007-PLN-ATD-23-54-C017	Load Tree Typical Details	Drawing	NA	ELEC-1 (TYP)	Vendor	Approval
296	6007-CAL-ATD-23-54-C038	Steel Load Tree Calculations	Calculation	NA	ELEC-1 (TYP)	Vendor	Approval
297	6007-INF-ATD-23-50-C001	Geotechnical Report for Mojave Substation and Transmission Line	Report	NA	ELEC-1 (TYP)	Vendor	Approval
298	6007-HDD-ATD-23-50-C061	Concrete Mix for the Foundations	Data	NA	ELEC-1 (TYP)	Vendor	Approval
299	6007-PLN-ATD-23-50-C061	Rebar Shop Drawing	Drawing	NA	ELEC-1 (TYP)	Vendor	Approval
300	6007-PLN-ATD-23-57-C071	Foundation Layout Drawing	Drawing	NA	ELEC-1 (TYP)	Vendor	Approval
301	6007-PLN-ATD-23-48-E331	Circuit Breakers Drawings	Drawing	NA	ELEC-1 (TYP)	Vendor	Approval
302	6007-PLN-ATD-23-48-E342	Capacitor Voltage Transformer Drawings	Drawing	NA	ELEC-1 (TYP)	Vendor	Approval
303	6007-PLN-ATD-23-48-E343	Lightning Arrestors Drawings	Drawing	NA	ELEC-1 (TYP)	Vendor	Approval
304	6007-PLN-ATD-23-48-E341	Disconnect Switches Drawings	Drawing	NA	ELEC-1 (TYP)	Vendor	Approval
305	6007-PLN-ATD-23-48-E344	Current Transformer Drawings	Drawing	NA	ELEC-1 (TYP)	Vendor	Approval
306	6007-INF-ATD-23-48-E0349	Current transformers excitation curves	Report	NA	ELEC-1 (TYP)	Vendor	Approval
307	6007-PLN-ATD-23-21-E011	Switching Single Line Diagram	Drawing	NA	ELEC-1 (TYP)	Vendor	Approval
308	6007-PLN-ATD-23-21-E012	One-Line Diagram	Drawing	NA	ELEC-1 (TYP)	Vendor	Approval
309	6007-PLN-ATD-23-03-E022	230kV Section A-A	Drawing	NA	ELEC-1 (TYP)	Vendor	Approval
310	6007-PLN-ATD-23-34-E071	AC and DC Station Single Line Diagram	Drawing	NA	ELEC-1 (TYP)	Vendor	Approval
311	6007-PLN-ATD-23-34-E072	AC/DC Station Drawings	Drawing	NA	ELEC-1 (TYP)	Vendor	Approval
312	6007-PLN-ATD-23-02-E101	General Insallaton Relay House	Drawing	NA	ELEC-1 (TYP)	Vendor	Approval
313	6007-CAL-ATD-23-36-E038	Substation Lightning Protection Report	Calculation	NA	ELEC-1 (TYP)	Vendor	Approval
314	6007-PLN-ATD-23-33-E041	Grounding Plan	Drawing	NA	ELEC-1 (TYP)	Vendor	Approval
315	6007-PLN-ATD-23-33-E042	Grounding Details	Drawing	NA	ELEC-1 (TYP)	Vendor	Approval
316	6007-PLN-ATD-23-33-E048	Mojave Substations Grounding Calculations	Drawing	NA	ELEC-1 (TYP)	Vendor	Approval
317	6007-PLN-ATD-23-33-051	Duct Bank and Conduit Plan	Drawing	NA	ELEC-1 (TYP)	Vendor	Approval
318	6007-PLN-ATD-23-41-E081	Tranmssion Line Protection Panel	Drawing	NA	ELEC-1 (TYP)	Vendor	Approval
319	6007-PLN-ATD-23-41-E082	Transformer MPT1 Protection panel	Drawing	NA	ELEC-1 (TYP)	Vendor	Approval
320	6007-PLN-ATD-23-41-E083	Transformer APT1 Protection panel	Drawing	NA	ELEC-1 (TYP)	Vendor	Approval
321	6007-PLN-ATD-23-35-E091	Communication Drawing	Drawing	NA	ELEC-1 (TYP)	Vendor	Approval
322	6007-PLN-ATD-23-35-E092	Comunication and control Panel	Drawing	NA	ELEC-1 (TYP)	Vendor	Approval
323	6007-GEN-ATD-23-00-G004	Mojave Alpha & Beta Substation Project Schedule	plan	NA	ELEC-1 (TYP)	Vendor	Approval
324	6007-INF-ATD-23-07-G008	Monthly Progress Project Report - August	Report	NA	ELEC-1 (TYP)	Vendor	Approval
325	6007-INF-ATD-23-07-G009	Monthly Progress Project Report - September	Report	NA	ELEC-1 (TYP)	Vendor	Approval
326	6007-INF-ATD-23-07-G010	Monthly Progress Project Report - October	Report	NA	ELEC-1 (TYP)	Vendor	Approval
327	6007-INF-ATD-23-07-G011	Monthly Progress Project Report - November	Report	NA	ELEC-1 (TYP)	Vendor	Approval
328	6007-INF-ATD-23-07-G012	Monthly Progress Project Report - December	Report	NA	ELEC-1 (TYP)	Vendor	Approval
329	6007-INF-ATD-23-07-G013	Monthly Progress Project Report - January	Report	NA	ELEC-1 (TYP)	Vendor	Approval
330	6007-GEN-ATD-26-00-G001	Quality Control Plan	plan	NA	ELEC-1 (TYP)	Vendor	Approval
331	6007-GEN-ATD-26-00-G002	Health, Safety and Environmental Plan	plan	NA	ELEC-1 (TYP)	Vendor	Approval
332	6007-ESP-ATD-26-48-C002	Staking Sheet	Spec	NA	ELEC-1 (TYP)	Vendor	Approval
333	6007-PLN-ATD-26-52-C061	Direct Embed Foundation Details	Drawing	NA	ELEC-1 (TYP)	Vendor	Approval
334	6007-PLN-ATD-26-52-C062	Pier Foundation Details	Drawing	NA	ELEC-1 (TYP)	Vendor	Approval
335	6007-ESP-ATD-26-54-C018	Technical Specification for Welded Tubular Steel Transmission Structures	Spec	NA	ELEC-1 (TYP)	Vendor	Approval
336	6007-CAL-ATD-26-54-E038	230kV Double Circuit Tangent Loading Tree	Calculation	NA	ELEC-1 (TYP)	Vendor	Approval
337	6007-CAL-ATD-26-54-E039	230k V 45 Degree Angle Double Circuit Loading Tree	Calculation	NA	ELEC-1 (TYP)	Vendor	Approval
338	6007-CAL-ATD-26-54-E040	90 Degree D.C. Tap Structure Loading Tree	Calculation	NA	ELEC-1 (TYP)	Vendor	Approval
339	6007-CAL-ATD-26-54-E041	230kV Single Circuit DE Loading Tree	Calculation	NA	ELEC-1 (TYP)	Vendor	Approval
340	6007-CAL-ATD-26-54-E042	230k Single Circuit Delta Tangent Loading Tree	Calculation	NA	ELEC-1 (TYP)	Vendor	Approval
341	6007-CAL-ATD-26-54-E043	230KV 90 Degree Angle Loading Tree	Calculation	NA	ELEC-1 (TYP)	Vendor	Approval
342	6007-CAL-ATD-26-54-E044	230kV Degree Angle Single Circuit Loading Tree	Calculation	NA	ELEC-1 (TYP)	Vendor	Approval
343	6007-CAL-ATD-26-54-E045	230k Beta Tap Structure Double Circuit Loading Tree	Calculation	NA	ELEC-1 (TYP)	Vendor	Approval
344	6007-CAL-ATD-26-54-E047	230k V Typical Details	Calculation	NA	ELEC-1 (TYP)	Vendor	Approval
345	6007-CAL-ATD-26-54-E048	230kV Delta Tangent - Extra Shield WiresLoading Tree (Typical)	Calculation	NA	ELEC-1 (TYP)	Vendor	Approval
346	6007-PLN-ATD-26-52-C072	230kV Double Circuit Tangent, Structure Framing Details	Drawing	NA	ELEC-1 (TYP)	Vendor	Approval
347	6007-PLN-ATD-26-52-C073	230kV 45 Degree Angle, Structure Framing Details	Drawing	NA	ELEC-1 (TYP)	Vendor	Approval
348	6007-PLN-ATD-26-52-C074	230kV 45 Degree Angles, Structure Framing Details	Drawing	NA	ELEC-1 (TYP)	Vendor	Approval
349	6007-PLN-ATD-26-52-C075	230kV Single Circuit Delta Tangent, Structure Framing Details	Drawing	NA	ELEC-1 (TYP)	Vendor	Approval
350	6007-PLN-ATD-26-52-C076	230kV 90 Degree Angle, Structure Framing Details	Drawing	NA	ELEC-1 (TYP)	Vendor	Approval
351	6007-PLN-ATD-26-52-C077	230kV SC Delta Tangent-Extra Shield Wires, Structure Framing Details	Drawing	NA	ELEC-1 (TYP)	Vendor	Approval
352	6007-PLN-ATD-26-52-C078	230kV Beta Tap Structure, Structure Framing Details	Drawing	NA	ELEC-1 (TYP)	Vendor	Approval
353	6007-PLN-ATD-26-52-C079	90 Degree D.C. Tap Structure, Structure Framing Details	Drawing	NA	ELEC-1 (TYP)	Vendor	Approval
354	6007-PLN-ATD-26-52-C081	230kV Single Circuit DE, Structure Framing Details	Drawing	NA	ELEC-1 (TYP)	Vendor	Approval
355	6007-PLN-ATD-26-52-C082	230kV Single Circuit DE, Structure Framing Details	Drawing	NA	ELEC-1 (TYP)	Vendor	Approval
356	6007-PLN-ATD-26-52-C083	230kV 90 Degree Angle, Structure Framing Details	Drawing	NA	ELEC-1 (TYP)	Vendor	Approval
357	6007-PLN-ATD-26-52-C084	230kV Alpha Substation DE, Structure Framing Details	Drawing	NA	ELEC-1 (TYP)	Vendor	Approval
358	6007-PLN-ATD-26-52-C085	230kV Beta Substation DE, Structure Framing Details	Drawing	NA	ELEC-1 (TYP)	Vendor	Approval
359	6007-PLN-ATD-26-52-C086	230kV Beta Substation Static Mast, Structure Framing Details	Drawing	NA	ELEC-1 (TYP)	Vendor	Approval
360	6007-CAL-ATD-26-42-P000-1A	Steel Tubular Poles - Top Section Assembly	Calculation	NA	ELEC-1 (TYP)	Vendor	Approval
361	6007-CAL-ATD-26-42-P000-LC1	Steel Tubular Poles -Personal Access Device Clip Details	Calculation	NA	ELEC-1 (TYP)	Vendor	Approval
362	6007-CAL-ATD-26-42-P000-SW1	Steel Tubular Poles - TAN SW ARM	Calculation	NA	ELEC-1 (TYP)	Vendor	Approval
363	6007-CAL-ATD-26-42-P001-E1	Steel Tubular Poles - Erection Sheet	Calculation	NA	ELEC-1 (TYP)	Vendor	Approval
364	6007-CAL-ATD-26-42-P001-1C	Steel Tubular Poles - BTM Sections	Calculation	NA	ELEC-1 (TYP)	Vendor	Approval
365	6007-CAL-ATD-26-42-P002-E2	Steel Tubular Poles - Erection Sheet	Calculation	NA	ELEC-1 (TYP)	Vendor	Approval
366	6007-CAL-ATD-26-42-P002-2C	Steel Tubular Poles - BTM Sections	Calculation	NA	ELEC-1 (TYP)	Vendor	Approval
367	6007-CAL-ATD-26-42-P003-E3	Steel Tubular Poles - Erection Sheet	Calculation	NA	ELEC-1 (TYP)	Vendor	Approval

Compliance No.: GEN-2
Job: Mojave Solar Project
Date: 02/06/14
Description: Electrical Site Drawings List - Alpha&Beta

Line No.	Sheet No.	Description	Type of Document	Revision Number	Applicable Condition of Certification	Vendor Supplied or EOR	Reason for Submittal
368	6007-CAL-ATD-26-42-P003-3C	Steel Tubular Poles - BTM Sections	Calculation	NA	ELEC-1 (TYP)	Vendor	Approval
369	6007-CAL-ATD-26-42-P004-E4	Steel Tubular Poles - Erection Sheet	Calculation	NA	ELEC-1 (TYP)	Vendor	Approval
370	6007-CAL-ATD-26-42-P004-4C	Steel Tubular Poles - BTM Sections	Calculation	NA	ELEC-1 (TYP)	Vendor	Approval
371	6007-PLN-ATD-26-51-E011	Transmission Line Route	Drawing	NA	ELEC-1 (TYP)	Vendor	Approval
372	6007-PLN-ATD-26-51-C012	Plan and Profile Drawings	Drawing	NA	ELEC-1 (TYP)	Vendor	Approval
373	6007-PLN-ATD-26-51-C013	Plan and Profile Drawings	Drawing	NA	ELEC-1 (TYP)	Vendor	Approval
374	6007-PLN-ATD-26-51-C014	Plan and Profile Drawings	Drawing	NA	ELEC-1 (TYP)	Vendor	Approval
375	6007-ESP-ATD-26-35-E001	Technical Specifications OPGW	Spec	NA	ELEC-1 (TYP)	Vendor	Approval
376	6007-LIS-ATD-26-38-E020	Bill of Materials. Phase Conductor Assemblies.	list	NA	ELEC-1 (TYP)	Vendor	Approval
377	6007-MAN-ATD-26-38-E001	Conductor 795 ACSR Data sheet and certificates		NA	ELEC-1 (TYP)	Vendor	Approval
378	6007-PLN-ATD-26-38-E002	Insulators Drawings	Drawing	NA	ELEC-1 (TYP)	Vendor	Approval
379	6007-PLN-ATD-26-33-E041	Phasing Diagram	Drawing	NA	ELEC-1 (TYP)	Vendor	Approval
380	6007-PLN-ATD-26-54-E032	Stringing Chart	Drawing	NA	ELEC-1 (TYP)	Vendor	Approval
381	6007-LIS-ATD-26-54-E031	Assembly Drawings	list	NA	ELEC-1 (TYP)	Vendor	Approval
382	6007-LIS-ATD-26-33-E040	Bill of Materials (OPGW, OHGH and Grounding)	list	NA	ELEC-1 (TYP)	Vendor	Approval
383	6007-GEN-ATD-26-00-G004	Mojave Transmission Line Execution Plan	plan	NA	ELEC-1 (TYP)	Vendor	Approval
384	6007-INF-ATD-26-06-G008	Monthly progress project Report August	Report	NA	ELEC-1 (TYP)	Vendor	Approval
385	6007-INF-ATD-26-06-G009	Monthly Progress Project Report - September	Report	NA	ELEC-1 (TYP)	Vendor	Approval
386	6007-INF-ATD-26-06-G010	Monthly Progress Project Report - October	Report	NA	ELEC-1 (TYP)	Vendor	Approval
387	6007-INF-ATD-26-06-G011	Monthly Progress Project Report - November	Report	NA	ELEC-1 (TYP)	Vendor	Approval
388	6007-INF-ATD-26-06-G012	Monthly Progress Project Report - December	Report	NA	ELEC-1 (TYP)	Vendor	Approval
389	6007-INF-ATD-26-06-G013	Monthly Progress Project Report - January	Report	NA	ELEC-1 (TYP)	Vendor	Approval
390	6007-PLN-AGE-57-33-1004_R4	SF Barrier Fence Grounding Details	Drawing	NA	ELEC-1 (TYP)	Vendor	Approval
391	6007-PLN-AGE-57-33-1005_R4	SF Perimeter and Wind Fence Grounding Details	Drawing	NA	ELEC-1 (TYP)	Vendor	Approval
392	6007-PLN-AGE-57-33-1006_R4	SF Screening Fence Grounding Details	Drawing	NA	ELEC-1 (TYP)	Vendor	Approval
393	6007-PLN-AGE-57-33-2501-01_R0	Fences Grounding Plan Alpha	Drawing	NA	ELEC-1 (TYP)	Vendor	Approval
394	6007-PLN-AGE-57-33-2501-02_R0	Fences Grounding Plan Alpha	Drawing	NA	ELEC-1 (TYP)	Vendor	Approval
395	6007-PLN-AGE-57-33-6501_R0	Fences Grounding Plan Beta	Drawing	NA	ELEC-1 (TYP)	Vendor	Approval
396	6007-PLN-AGE-00-33-1001_R2	Pipe Rack Grounding Rack 1	Drawing	NA	ELEC-1 (TYP)	Vendor	Approval
397	6007-PLN-AGE-00-33-1002_R1	Pipe Rack Grounding General Details	Drawing	NA	ELEC-1 (TYP)	Vendor	Approval
398	6007-PLN-AGE-00-33-1003_R2	Pipe Rack Grounding Rack 3 North-South	Drawing	NA	ELEC-1 (TYP)	Vendor	Approval
399	6007-PLN-AGE-00-33-1004_R2	Pipe Rack Grounding Rack 3 West-East	Drawing	NA	ELEC-1 (TYP)	Vendor	Approval
400	6007-PLN-AGE-00-33-1005_R1	Pipe Rack Grounding Rack 2	Drawing	NA	ELEC-1 (TYP)	Vendor	Approval
401	6007-PLN-AGE-68-55-4000	Cover Sheet	Drawing	NA	ELEC-1 (TYP)	Vendor	Approval
402	6007-PLN-AGE-29-55-2000	Cover Sheet	Drawing	NA	ELEC-1 (TYP)	Vendor	Approval
403	6007-PLN-AGE-29-55-2001	General Notes	Drawing	NA	ELEC-1 (TYP)	Vendor	Approval
404	6007-PLN-AGE-29-55-2002	Plan View	Drawing	NA	ELEC-1 (TYP)	Vendor	Approval
405	6007-PLN-AGE-29-55-2003	sections	Drawing	NA	ELEC-1 (TYP)	Vendor	Approval
406	6007-PLN-AGE-29-55-2004	Details I	Drawing	NA	ELEC-1 (TYP)	Vendor	Approval
407	6007-PLN-AGE-29-55-2005	Details II	Drawing	NA	ELEC-1 (TYP)	Vendor	Approval
408	6007-PLN-AGE-29-55-2006	Details III	Drawing	NA	ELEC-1 (TYP)	Vendor	Approval
409	6007-PLN-AGE-29-55-2007	Details IV	Drawing	NA	ELEC-1 (TYP)	Vendor	Approval
410	6007-PLN-AGE-29-55-2008	Details V	Drawing	NA	ELEC-1 (TYP)	Vendor	Approval
411	6007-PLN_AGE-29-55-2009	Details VI	Drawing	NA	ELEC-1 (TYP)	Vendor	Approval
412	6007-PLN_AGE-29-55-2010	Details VII	Drawing	NA	ELEC-1 (TYP)	Vendor	Approval
413	6007-PLN_AGE-29-55-2011	Details VIII	Drawing	NA	ELEC-1 (TYP)	Vendor	Approval
414	6007-PLN_AGE-29-55-2012	Details IX	Drawing	NA	ELEC-1 (TYP)	Vendor	Approval
415	6007-PLN_AGE-29-55-2013	Details X	Drawing	NA	ELEC-1 (TYP)	Vendor	Approval
416	6007-PLN_AGE-29-55-2014	Details XI	Drawing	NA	ELEC-1 (TYP)	Vendor	Approval
417	6007-PLN_AGE-29-55-2015	Details XII	Drawing	NA	ELEC-1 (TYP)	Vendor	Approval
418	6007-PLN_AGE-29-55-2016	Details XIII	Drawing	NA	ELEC-1 (TYP)	Vendor	Approval
419	6007-PLN-AGE-00-50-S001	General Civil	Drawing	NA	ELEC-1 (TYP)	Vendor	Approval
420	6007-PLN-AGE-57-33-1004_R5	SF Barrier Fence Grounding Details	Drawing	NA	ELEC-1 (TYP)	Vendor	Approval
421	6007-PLN-AGE-57-33-1005_R5	SF Perimeter and Wind Fence Grounding Details	Drawing	NA	ELEC-1 (TYP)	Vendor	Approval
422	6007-PLN-AGE-57-33-1006_R5	SF Screening Fence Grounding Details	Drawing	NA	ELEC-1 (TYP)	Vendor	Approval
423	6007-PLN-AGE-57-33-2501-01_R1	Fences Grounding Plan Alpha	Drawing	NA	ELEC-1 (TYP)	Vendor	Approval
424	6007-PLN-AGE-57-33-2501-02_R1	Fences Grounding Plan Alpha	Drawing	NA	ELEC-1 (TYP)	Vendor	Approval
425	6007-PLN-AGE-57-33-6501_R1	Fences Grounding Plan Beta	Drawing	NA	ELEC-1 (TYP)	Vendor	Approval
426	6007-PLN-AGE-67-33-5403_R0	Water Treatment Grounding Alpha	Drawing	NA	ELEC-1 (TYP)	Vendor	Approval
427	6007-PLN-AGE-67-33-9803_R0	Water Treatment Grounding Beta	Drawing	NA	ELEC-1 (TYP)	Vendor	Approval
428	6007-PLN-AGE-67-33-0002_R0	Alpha Beta Grounding Details Utilities	Drawing	NA	ELEC-1 (TYP)	Vendor	Approval
429	6007-PLN-AGE-67-33-5403_R0	Water Treatment Grounding Alpha	Drawing	NA	ELEC-1 (TYP)	Vendor	Approval
430	6007-PLN-AGE-67-33-9803_R0	Water Treatment Grounding Beta	Drawing	NA	ELEC-1 (TYP)	Vendor	Approval
431	6007-PLN-AGE-67-33-0002_R0	Alpha Beta Grounding Details Utilities	Drawing	NA	ELEC-1 (TYP)	Vendor	Approval
432	6007-CAL-ATD-26-54-E038 Rev 0	230kV Double Circuit Tangent – Loading Tree (Typical)	Calculation	NA	ELEC-1 (TYP)	Vendor	Approval
433	6007-CAL-ATD-26-54-E039 Rev 0	230kV 45 Degree Angle – Double Circuit Loading Tree	Calculation	NA	ELEC-1 (TYP)	Vendor	Approval
434	6007-CAL-ATD-26-54-E040 Rev 0	90 Degree D.C. Tap Structure – Loading Tree	Calculation	NA	ELEC-1 (TYP)	Vendor	Approval
435	6007-CAL-ATD-26-54-E041 Rev 0	230 kV Single Circuit DE – Loading Tree (Typical)	Calculation	NA	ELEC-1 (TYP)	Vendor	Approval
436	6007-CAL-ATD-26-54-E042 Rev 0	230kV Single Circuit Delta Tangent – Loading Tree (Typical)	Calculation	NA	ELEC-1 (TYP)	Vendor	Approval
437	6007-CAL-ATD-26-54-E043 Rev 0	230kV 90 Degree Angle –Loading Tree	Calculation	NA	ELEC-1 (TYP)	Vendor	Approval
438	6007-CAL-ATD-26-54-E044 Rev 0	230kV 45 Degree Angle – Single Circuit Loading Tree	Calculation	NA	ELEC-1 (TYP)	Vendor	Approval
439	6007-CAL-ATD-26-54-E045 Rev 0	230kV Beta Tap Structure – Double Circuit Loading Tree	Calculation	NA	ELEC-1 (TYP)	Vendor	Approval
440	6007-CAL-ATD-26-54-E047 Rev 0	230kV Typical Details	Calculation	NA	ELEC-1 (TYP)	Vendor	Approval
441	6007-CAL-ATD-26-54-E048 Rev 0	230kV SC Delta Tangent – Extra Shield Wires – Loading Tree (Typical)	Calculation	NA	ELEC-1 (TYP)	Vendor	Approval
442	6007-ESP-ATD-26-48-C002 Rev 0	Staking Sheet	Spec	NA	ELEC-1 (TYP)	Vendor	Approval
443	6007-ESP-ATD-26-54-C018 Rev 1	Technical Specification for Welded Tubular Steel Transmission Structures	Spec	NA	ELEC-1 (TYP)	Vendor	Approval
444	6007-PLN-ATD-26-51-C012 Rev 0	Plan and Profile	Drawing	NA	ELEC-1 (TYP)	Vendor	Approval
445	6007-PLN-ATD-26-51-C013 Rev 0	Plan and Profile	Drawing	NA	ELEC-1 (TYP)	Vendor	Approval
446	6007-PLN-ATD-26-51-C014 Rev 0	Plan and Profile	Drawing	NA	ELEC-1 (TYP)	Vendor	Approval
447	6007-PLN-ATD-26-52-C072 Rev 0	230kV Double Circuit Tangent – Structure Framing Details	Drawing	NA	ELEC-1 (TYP)	Vendor	Approval
448	6007-PLN-ATD-26-52-C073 Rev 0	230kV 45 Degree Angle – Structure Framing Details	Drawing	NA	ELEC-1 (TYP)	Vendor	Approval
449	6007-PLN-ATD-26-52-C074 Rev 0	230kV 45 Degree Angles – Structure Framing Details	Drawing	NA	ELEC-1 (TYP)	Vendor	Approval
450	6007-PLN-ATD-26-52-C075 Rev 0	230kV Single Circuit Delta Tangent – Structure Framing Details	Drawing	NA	ELEC-1 (TYP)	Vendor	Approval
451	6007-PLN-ATD-26-52-C076 Rev 0	230kV 90 Degree Angle – Structure Framing Details	Drawing	NA	ELEC-1 (TYP)	Vendor	Approval
452	6007-PLN-ATD-26-52-C077 Rev 0	230kV SC Delta Tangent – Extra Shield Wires – Structure Fram-ing Details	Drawing	NA	ELEC-1 (TYP)	Vendor	Approval
453	6007-PLN-ATD-26-52-C078 Rev 0	230kV Beta Tap Structure – Structure Framing Details	Drawing	NA	ELEC-1 (TYP)	Vendor	Approval
454	6007-PLN-ATD-26-52-C079 Rev 0	90 Degree D.C. Tap Structure – Structure Framing Details	Drawing	NA	ELEC-1 (TYP)	Vendor	Approval
455	6007-PLN-ATD-26-52-C080 Rev 0	230kV 45 Degree Angles – Structure Framing Details	Drawing	NA	ELEC-1 (TYP)	Vendor	Approval
456	6007-PLN-ATD-26-52-C081 Rev 0	230kV Single Circuit DE – Structure Framing Details	Drawing	NA	ELEC-1 (TYP)	Vendor	Approval
457	6007-PLN-ATD-26-52-C082 Rev 0	230kV Single Circuit DE – Structure Framing Details	Drawing	NA	ELEC-1 (TYP)	Vendor	Approval
458	6007-PLN-ATD-26-52-C083 Rev 0	230kV 90 Degree Angle – Structure Framing Details	Drawing	NA	ELEC-1 (TYP)	Vendor	Approval
459	6007-PLN-ATD-26-52-C084 Rev 0	230kV Alpha Substation DE – Structure Framing Details	Drawing	NA	ELEC-1 (TYP)	Vendor	Approval
460	6007-PLN-ATD-26-52-C085 Rev 0	230kV Beta Substation DE – Structure Framing Details	Drawing	NA	ELEC-1 (TYP)	Vendor	Approval
461	6007-PLN-ATD-26-52-C086 Rev 0	230kV Beta Substation Static Mast – Structure Framing Details	Drawing	NA	ELEC-1 (TYP)	Vendor	Approval
462	6007-PLN-ATD-26-54-E031 Rev 0	Assembly drawings. Pages 1 to 19.	Drawing	NA	ELEC-1 (TYP)	Vendor	Approval
463	6007-PLN-ATD-26-54-E032 Rev 0	Stringing Chart	Drawing	NA	ELEC-1 (TYP)	Vendor	Approval
464	6007-PLN-ATD-26-54-E038-P005	Steel Tubular Poles – Erection Sheet	Drawing	NA	ELEC-1 (TYP)	Vendor	Approval
465	6007-PLN-ATD-26-54-E038-P006	Steel Tubular Poles – Erection Sheet	Drawing	NA	ELEC-1 (TYP)	Vendor	Approval
466	6007-PLN-ATD-26-54-E038-P007	Steel Tubular Poles – Erection Sheet	Drawing	NA	ELEC-1 (TYP)	Vendor	Approval
467	6007-PLN-ATD-26-54-E038-P008	Steel Tubular Poles – Erection Sheet	Drawing	NA	ELEC-1 (TYP)	Vendor	Approval
468	6007-PLN-ATD-26-54-E039-P010	Steel Tubular Poles – Erection Sheet	Drawing	NA	ELEC-1 (TYP)	Vendor	Approval
469	6007-PLN-ATD-26-54-E041-P017	Steel Tubular Poles – Erection Sheet	Drawing	NA	ELEC-1 (TYP)	Vendor	Approval
470	6007-PLN-ATD-26-54-E043-P011	Steel Tubular Poles – Erection Sheet	Drawing	NA	ELEC-1 (TYP)	Vendor	Approval
471	6007-PLN-ATD-26-54-E044-P014	Steel Tubular Poles – Erection Sheet	Drawing	NA	ELEC-1 (TYP)	Vendor	Approval
472	6007-PLN-ATD-26-54-E045-P015	Steel Tubular Poles – Erection Sheet	Drawing	NA	ELEC-1 (TYP)	Vendor	Approval
473	6007-PLN-ATD-26-54-E048-P009	Steel Tubular Poles – Erection Sheet	Drawing	NA	ELEC-1 (TYP)	Vendor	Approval
474	6007-PLN-AGE-57-21-2101_R6	Alpha SF Bldg 101 One Line	Drawing	NA	ELEC-1 (TYP)	Vendor	41386
475	6007-PLN-AGE-57-21-2102_R6	Alpha SF Bldg 102 One Line	Drawing	NA	ELEC-1 (TYP)	Vendor	Approval
476	6007-PLN-AGE-57-21-2103_R6	Alpha SF Bldg 103 One Line	Drawing	NA	ELEC-1 (TYP)	Vendor	Approval
477	6007-PLN-AGE-57-21-2104_R6	Alpha SF Bldg 104 One Line	Drawing	NA	ELEC-1 (TYP)	Vendor	Approval
478	6007-PLN-AGE-57-21-2401_R2	Alpha SF Bldg 101 Panel Schedule LVSWBD	Drawing	NA	ELEC-1 (TYP)	Vendor	Approval
479	6007-PLN-AGE-57-21-2402_R2	Alpha SF Bldg 102 Panel Schedule LVSWBD	Drawing	NA	ELEC-1 (TYP)	Vendor	Approval
480	6007-PLN-AGE-57-21-2403_R2	Alpha SF Bldg 103 Panel Schedule LVSWBD	Drawing	NA	ELEC-1 (TYP)	Vendor	Approval
481	6007-PLN-AGE-57-21-2404_R2	Alpha SF Bldg 104 Panel Schedule LVSWBD	Drawing	NA	ELEC-1 (TYP)	Vendor	Approval
482	6007-PLN-AGE-57-21-6105_R6	Beta SF Bldg 105 One Line	Drawing	NA	ELEC-1 (TYP)	Vendor	Approval
483	6007-PLN-AGE-57-21-6106_R6	Beta SF Bldg 106 One Line	Drawing	NA	ELEC-1 (TYP)	Vendor	Approval
484	6007-PLN-AGE-57-21-6107_R6	Beta SF Bldg 107 One Line	Drawing	NA	ELEC-1 (TYP)	Vendor	Approval
485	6007-PLN-AGE-57-21-6108_R6	Beta SF Bldg 108 One Line	Drawing	NA	ELEC-1 (TYP)	Vendor	Approval
486	6007-PLN-AGE-57-21-6109_R6	Beta SF Bldg 109 One Line	Drawing	NA	ELEC-1 (TYP)	Vendor	Approval

Compliance No.: GEN-2
Job: Mojave Solar Project
Date: 02/06/14
Description: Electrical Site Drawings List - Alpha&Beta

Line No.	Sheet No.	Description	Type of Document	Revision Number	Applicable Condition of Certification	Vendor Supplied or EOR	Reason for Submittal
487	6007-PLN-AGE-57-21-6405_R2	Beta SF Bldg 105 Panel Schedule LVSWBD	Drawing	NA	ELEC-1 (TYP)	Vendor	Approval
488	6007-PLN-AGE-57-21-6406_R2	Beta SF Bldg 106 Panel Schedule LVSWBD	Drawing	NA	ELEC-1 (TYP)	Vendor	Approval
489	6007-PLN-AGE-57-21-6407_R2	Beta SF Bldg 107 Panel Schedule LVSWBD	Drawing	NA	ELEC-1 (TYP)	Vendor	Approval
490	6007-PLN-AGE-57-21-6408_R2	Beta SF Bldg 108 Panel Schedule LVSWBD	Drawing	NA	ELEC-1 (TYP)	Vendor	Approval
491	6007-PLN-AGE-57-21-6409_R2	Beta SF Bldg 109 Panel Schedule LVSWBD	Drawing	NA	ELEC-1 (TYP)	Vendor	Approval
492	6007-CAL-AGE-00-40-0011_R3	Short Circuit Study in PB	Calculation	NA	ELEC-1 (TYP)	Vendor	Approval
493	6007-CAL-AGE-57-40-0500_R0	SF Fault Protections Justification Report	Calculation	NA	ELEC-1 (TYP)	Vendor	Approval
494	6007-PLN-ATD-23-36-E038	Lightning protection calculation	Drawing	NA	ELEC-1 (TYP)	Vendor	Approval
495	6007-PLN-ATD-23-03-E021	General Arrangement Plan	Drawing	NA	ELEC-1 (TYP)	Vendor	Approval
496	6007-PLN-ATD-23-03-E022	230kV Section A-A	Drawing	NA	ELEC-1 (TYP)	Vendor	Approval
497	6007-PLN-ATD-23-03-E023	230kV BUS Work Details	Drawing	NA	ELEC-1 (TYP)	Vendor	Approval
498	6007-PLN-ATD-23-21-E012	One-Line Diagram	Drawing	NA	ELEC-1 (TYP)	Vendor	Approval
499	6007-PLN-ATD-23-32-E052	Duct Bank and Conduit Details	Drawing	NA	ELEC-1 (TYP)	Vendor	Approval
500	6007-PLN-ATD-23-33-E042	Grounding Details	Drawing	NA	ELEC-1 (TYP)	Vendor	Approval
501	6007-PLN-ATD-23-34-E072	AC/DC Station Drawings	Drawing	NA	ELEC-1 (TYP)	Vendor	Approval
502	6007-PLN-ATD-23-02-E101	General installation relay house	Drawing	NA	ELEC-1 (TYP)	Vendor	Approval
503	6007-PLN-AGE-57-33-1004_R6	SF Barrier Fence Grounding Details	Drawing	NA	ELEC-1 (TYP)	Vendor	Approval
504	6007-PLN-AGE-57-33-1005_R5	SF Perimeter and Wind Fence Grounding Details	Drawing	NA	ELEC-1 (TYP)	Vendor	Approval
505	6007-PLN-AGE-57-33-1006_R5	SF Screening Fence Grounding Details	Drawing	NA	ELEC-1 (TYP)	Vendor	Approval
506	6007-PLN-AGE-57-33-2501-01_R2	Fences Grounding Plan Alpha	Drawing	NA	ELEC-1 (TYP)	Vendor	Approval
507	6007-PLN-AGE-57-33-2501-02_R2	Fences Grounding Plan Alpha	Drawing	NA	ELEC-1 (TYP)	Vendor	Approval
508	6007-PLN-AGE-57-33-6501_R2	Fences Grounding Plan Beta	Drawing	NA	ELEC-1 (TYP)	Vendor	Approval
509	6007-PLN-AGE-25-36-5341_R1	PB Lightning Protection Plan Turb Generator Cond & Aux Alpha - Sh.1	Drawing	NA	ELEC-1 (TYP)	Vendor	Approval
510	6007-PLN-AGE-25-36-5342_R1	PB Lightning Protection Plan Turb Generator Cond & Aux Alpha - Sh.2	Drawing	NA	ELEC-1 (TYP)	Vendor	Approval
511	6007-PLN-AGE-25-36-5343_R1	PB Lightning Protection Plan Turb Generator Cond & Aux Alpha - Sh.3	Drawing	NA	ELEC-1 (TYP)	Vendor	Approval
512	6007-PLN-AGE-25-36-5344_R1	PB Lightning Protection Plan Turb Generator Cond & Aux Alpha - Sh.4	Drawing	NA	ELEC-1 (TYP)	Vendor	Approval
513	6007-PLN-AGE-25-36-5345_R1	PB Lightning Protection Plan Turb Generator Cond & Aux Alpha - Sh.5	Drawing	NA	ELEC-1 (TYP)	Vendor	Approval
514	6007-PLN-AGE-21-36-5121_R1	SG Area Lightning Protection Alpha	Drawing	NA	ELEC-1 (TYP)	Vendor	Approval
515	6007-PLN-AGE-21-36-5122_R1	SG Area Lightning Protection Alpha	Drawing	NA	ELEC-1 (TYP)	Vendor	Approval
516	6007-PLN-AGE-21-36-5123_R1	SG Area Lightning Protection Alpha	Drawing	NA	ELEC-1 (TYP)		Approval
517	6007-PLN-AGE-21-36-5124_R1	SG Area Lightning Protection Alpha	Drawing	NA	ELEC-1 (TYP)	Vendor	Approval
518	6007-PLN-AGE-67-36-5444_R0	PB Lightning Protection Cooling Towers, Tanks Alpha	Drawing	NA	ELEC-1 (TYP)	Vendor	Approval
519	6007-PLN-AGE-67-36-5445_R0	Water Treatment Lightning Protection. Alpha.	Drawing	NA	ELEC-1 (TYP)	Vendor	Approval
520	6007-PLN-AGE-67-36-5446_R0	Water Treatment Lightning Protection. Alpha.	Drawing	NA	ELEC-1 (TYP)	Vendor	Approval
521	6007-PLN-AGE-67-36-5441_R1	PB Lightning Protection Elec Rooms Alpha	Drawing	NA	ELEC-1 (TYP)	Vendor	Approval
522	6007-PLN-AGE-67-36-5442_R1	PB Lightning Protection Elec Rooms Alpha	Drawing	NA	ELEC-1 (TYP)	Vendor	Approval
523	6007-PLN-AGE-67-36-5447_R0	PB Lightning Protection Elec Rooms Alpha	Drawing	NA	ELEC-1 (TYP)	Vendor	Approval
524	6007-PLN-AGE-58-36-5221_R0	Alpha HTF Lightning Protection Plan	Drawing	NA	ELEC-1 (TYP)	Vendor	Approval
525	6007-PLN-AGE-58-36-5231_R0	Alpha HTF Lightning Protection Details	Drawing	NA	ELEC-1 (TYP)	Vendor	Approval
526	6007-PLN-AGE-25-36-9731_R4	PB Lightning Protection Plan Turb Generator Cond & Aux Beta - Sh.1	Drawing	NA	ELEC-1 (TYP)	Vendor	Approval
527	6007-PLN-AGE-25-36-9732_R3	PB Lightning Protection Plan Turb Generator Cond & Aux Beta - Sh.2	Drawing	NA	ELEC-1 (TYP)	Vendor	Approval
528	6007-PLN-AGE-25-36-9733_R3	PB Lightning Protection Plan Turb Generator Cond & Aux Beta - Sh.3	Drawing	NA	ELEC-1 (TYP)	Vendor	Approval
529	6007-PLN-AGE-25-36-9734_R3	PB Lightning Protection Plan Turb Generator Cond & Aux Beta - Sh.4	Drawing	NA	ELEC-1 (TYP)	Vendor	Approval
530	6007-PLN-AGE-25-36-9735_R4	PB Lightning Protection Plan Turb Generator Cond & Aux Beta - Sh.5	Drawing	NA	ELEC-1 (TYP)	Vendor	Approval
531	6007-PLN-AGE-21-36-9521_R4	SG Area Lightning Protection Beta	Drawing	NA	ELEC-1 (TYP)	Vendor	Approval
532	6007-PLN-AGE-21-36-9522_R3	SG Area Lightning Protection Beta	Drawing	NA	ELEC-1 (TYP)	Vendor	Approval
533	6007-PLN-AGE-21-36-9523_R3	SG Area Lightning Protection Beta	Drawing	NA	ELEC-1 (TYP)	Vendor	Approval
534	6007-PLN-AGE-21-36-9524_R3	SG Area Lightning Protection Beta	Drawing	NA	ELEC-1 (TYP)	Vendor	Approval
535	6007-PLN-AGE-67-36-9844_R1	PB Lightning Protection Cooling Towers, Tanks Beta	Drawing	NA	ELEC-1 (TYP)	Vendor	Approval
536	6007-PLN-AGE-67-36-9845_R2	Water Treatment Lightning Protection. Beta.	Drawing	NA	ELEC-1 (TYP)	Vendor	Approval
537	6007-PLN-AGE-67-36-9846_R2	Water Treatment Lightning Protection. Beta.	Drawing	NA	ELEC-1 (TYP)	Vendor	Approval
538	6007-PLN-AGE-67-36-9841_R2	PB Lightning Protection Elec Bldg Beta	Drawing	NA	ELEC-1 (TYP)	Vendor	Approval
539	6007-PLN-AGE-67-36-9842_R2	PB Lightning Protection Elec Bldg Beta	Drawing	NA	ELEC-1 (TYP)	Vendor	Approval
540	6007-PLN-AGE-67-36-9847_R0	PB Lightning Protection Elec Bldg Beta	Drawing	NA	ELEC-1 (TYP)	Vendor	Approval
541	6007-PLN-AGE-58-36-5231_R2	HTF Lightning Protection Details	Drawing	NA	ELEC-1 (TYP)	Vendor	Approval
542	6007-PLN-AGE-58-36-9621_R3	Beta HTF Lightning Protection Plan	Drawing	NA	ELEC-1 (TYP)	Vendor	Approval
543	6007-PLN-AGE-57-21-2201_R6	Alpha SF Bldg 101 One Line UPS	Drawing	NA	ELEC-1 (TYP)	Vendor	Approval
544	6007-PLN-AGE-57-21-2202_R6	Alpha SF Bldg 102 One Line UPS	Drawing	NA	ELEC-1 (TYP)	Vendor	Approval
545	6007-PLN-AGE-57-21-2203_R6	Alpha SF Bldg 103 One Line UPS	Drawing	NA	ELEC-1 (TYP)	Vendor	Approval
546	6007-PLN-AGE-57-21-2204_R6	Alpha SF Bldg 104 One Line UPS	Drawing	NA	ELEC-1 (TYP)	Vendor	Approval
547	6007-PLN-AGE-57-21-2214_R5	Corner Loads Power Panel Schedules Alpha	Drawing	NA	ELEC-1 (TYP)	Vendor	Approval
548	6007-PLN-AGE-57-21-2215_R5	Corner Loads Power Panel Schedules Alpha	Drawing	NA	ELEC-1 (TYP)	Vendor	Approval
549	6007-PLN-AGE-57-21-2216_R5	Panel Schedule For Outdoor Power Panels For Feeders Alpha	Drawing	NA	ELEC-1 (TYP)	Vendor	Approval
550	6007-PLN-AGE-57-21-2301_R3	Alpha SF Bldg 101 Panel Schedule UPS	Drawing	NA	ELEC-1 (TYP)	Vendor	Approval
551	6007-PLN-AGE-57-21-2302_R3	Alpha SF Bldg 102 Panel Schedule UPS	Drawing	NA	ELEC-1 (TYP)	Vendor	Approval
552	6007-PLN-AGE-57-21-2303_R3	Alpha SF Bldg 103 Panel Schedule UPS	Drawing	NA	ELEC-1 (TYP)	Vendor	Approval
553	6007-PLN-AGE-57-21-2304_R3	Alpha SF Bldg 104 Panel Schedule UPS	Drawing	NA	ELEC-1 (TYP)	Vendor	Approval
554	6007-PLN-AGE-57-21-2314_R6	Alpha One-Line Corner Loads	Drawing	NA	ELEC-1 (TYP)	Vendor	Approval
555	6007-PLN-AGE-57-21-2315_R5	Alpha One-Line Corner Loads	Drawing	NA	ELEC-1 (TYP)	Vendor	Approval
556	6007-PLN-AGE-57-21-2316_R4	Alpha One-Line Outdoor Power Panels For Feeders	Drawing	NA	ELEC-1 (TYP)	Vendor	Approval
557	6007-CAL-AGE-00-40-0011_R3	Short Circuit Study in PB	Calculation	NA	ELEC-1 (TYP)	Vendor	Approval
558	6007-PLN-AGE-57-21-6205_R6	Beta SF Bldg 105 One Line UPS	Drawing	NA	ELEC-1 (TYP)	Vendor	Approval
559	6007-PLN-AGE-57-21-6206_R6	Beta SF Bldg 106 One Line UPS	Drawing	NA	ELEC-1 (TYP)	Vendor	Approval
560	6007-PLN-AGE-57-21-6207_R7	Beta SF Bldg 107 One Line UPS	Drawing	NA	ELEC-1 (TYP)	Vendor	Approval
561	6007-PLN-AGE-57-21-6208_R6	Beta SF Bldg 108 One Line UPS	Drawing	NA	ELEC-1 (TYP)	Vendor	Approval
562	6007-PLN-AGE-57-21-6209_R7	Beta SF Bldg 109 One Line UPS	Drawing	NA	ELEC-1 (TYP)	Vendor	Approval
563	6007-PLN-AGE-57-21-6214_R5	Corner Loads Power Panel Schedules Beta	Drawing	NA	ELEC-1 (TYP)	Vendor	Approval
564	6007-PLN-AGE-57-21-6215_R5	Corner Loads Power Panel Schedules Beta	Drawing	NA	ELEC-1 (TYP)	Vendor	Approval
565	6007-PLN-AGE-57-21-6216_R5	Panel Schedule For Outdoor Power Panels For Feeders Beta	Drawing	NA	ELEC-1 (TYP)	Vendor	Approval
566	6007-PLN-AGE-57-21-6305_R3	Beta SF Bldg 105 Panel Schedule UPS	Drawing	NA	ELEC-1 (TYP)	Vendor	Approval
567	6007-PLN-AGE-57-21-6306_R3	Beta SF Bldg 106 Panel Schedule UPS	Drawing	NA	ELEC-1 (TYP)	Vendor	Approval
568	6007-PLN-AGE-57-21-6307_R4	Beta SF Bldg 107 Panel Schedule UPS	Drawing	NA	ELEC-1 (TYP)	Vendor	Approval
569	6007-PLN-AGE-57-21-6308_R3	Beta SF Bldg 108 Panel Schedule UPS	Drawing	NA	ELEC-1 (TYP)	Vendor	Approval
570	6007-PLN-AGE-57-21-6309_R4	Beta SF Bldg 109 Panel Schedule UPS	Drawing	NA	ELEC-1 (TYP)	Vendor	Approval
571	6007-PLN-AGE-57-21-6314_R5	One-Line - Beta - Corner Loads	Drawing	NA	ELEC-1 (TYP)	Vendor	Approval
572	6007-PLN-AGE-57-21-6315_R5	One-Line - Beta - Corner Loads	Drawing	NA	ELEC-1 (TYP)	Vendor	Approval
573	6007-PLN-AGE-57-21-6316_R4	One-Line For Outdoor Power Panels For Feeders Beta	Drawing	NA	ELEC-1 (TYP)	Vendor	Approval
574	6007-PLN-AGE-57-21-6507_R3	One-Lines For Power and UPS Panels For 107 North HTF Beta	Drawing	NA	ELEC-1 (TYP)	Vendor	Approval
575	6007-PLN-AGE-57-21-6509_R3	One-Lines For Power and UPS Panels For 109 South HTF Beta	Drawing	NA	ELEC-1 (TYP)	Vendor	Approval
576	6007-CAL-AGE-00-40-0011_R3	Short Circuit Study in PB	Calculation	NA	ELEC-1 (TYP)	Vendor	Approval
577	6007-CAL-AGE-00-34-2051_R3	Medium Voltage Power Cable Sizing Alpha	Calculation	NA	ELEC-1 (TYP)	Vendor	Approval
578	6007-CAL-AGE-00-34-5051_R3	Medium Voltage Power Cable Sizing Beta	Calculation	NA	ELEC-1 (TYP)	Vendor	Approval
579	6007-PLN-ATP-00-21-O001_R3	Electrical One Line symbols list	Drawing	NA	ELEC-1 (TYP)	Vendor	Approval
580	6007-PLN-ATP-28-21-O100-1_R9	Alpha One Line 5KV Bldg #22	Drawing	NA	ELEC-1 (TYP)	Vendor	Approval
581	6007-PLN-ATP-28-21-O100-2_R9	Alpha One Line 5KV Bldg #22	Drawing	NA	ELEC-1 (TYP)	Vendor	Approval
582	6007-PLN-ATP-28-21-O200-1_R9	Beta One Line 5KV Bldg #22	Drawing	NA	ELEC-1 (TYP)	Vendor	Approval
583	6007-PLN-ATP-28-21-O200-2_R9	Beta One Line 5KV Bldg #22	Drawing	NA	ELEC-1 (TYP)	Vendor	Approval
584	6007-PLN-ATP-28-21-O101_R9	Alpha One Line 5KV VSD System Bldg #27	Drawing	NA	ELEC-1 (TYP)	Vendor	Approval
585	6007-PLN-ATP-28-21-O201_R9	Beta One Line 5KV VSD System Bldg #27	Drawing	NA	ELEC-1 (TYP)	Vendor	Approval
586	6007-PLN-ATP-28-21-O102_R11	Alpha One Line 5KV Bldg #26	Drawing	NA	ELEC-1 (TYP)	Vendor	Approval
587	6007-PLN-ATP-28-21-O202_R11	Beta One Line 5KV Bldg #26	Drawing	NA	ELEC-1 (TYP)	Vendor	Approval
588	6007-PLN-ATP-00-21-O010_R12	Alpha overall One-Line	Drawing	NA	ELEC-1 (TYP)	Vendor	Approval
589	6007-PLN-ATP-00-21-O020_R12	Beta overall One-Line	Drawing	NA	ELEC-1 (TYP)	Vendor	Approval
590	6007-ESP-ATP-00-32-C110_R3	Specification For Electrical Construction - Duct Banks	Spec	NA	ELEC-1 (TYP)	Vendor	Approval
591	6007-ESP-ATP-00-33-C105_R3	Grounding General Design Criteria	Spec	NA	ELEC-1 (TYP)	Vendor	Approval
592	6007-ESP-ATP-00-34-C100_R3	Electrical Contractor General Scope and Criteria	Spec	NA	ELEC-1 (TYP)	Vendor	Approval
593	6007-PLN-AGE-00-33-5001_R3	Grounding Plan - PB Alpha Over-All	Drawing	NA	ELEC-1 (TYP)	Vendor	Approval
594	6007-PLN-AGE-58-33-3202_R2	Alpha HTF grounding System plan	Drawing	NA	ELEC-1 (TYP)	Vendor	Approval
595	6007-PLN-AGE-00-33-9001_R3	Grounding Plan - PB Beta Over-All	Drawing	NA	ELEC-1 (TYP)	Vendor	Approval
596	6007-PLN-AGE-58-33-5602_R2	Beta HTF grounding System plan	Drawing	NA	ELEC-1 (TYP)	Vendor	Approval
597	6007-PLN-AGE-25-33-5301_R3	Turb Generator Cond & Aux Area Grounding Plan Alpha	Drawing	NA	ELEC-1 (TYP)	Vendor	Approval
598	6007-PLN-AGE-25-33-9701_R3	Turb Generator Cond & Aux Area Grounding Plan Beta	Drawing	NA	ELEC-1 (TYP)	Vendor	Approval
599	6007-PLN-AGE-21-33-5101_R2	SG Area Grounding Plan Alpha	Drawing	NA	ELEC-1 (TYP)	Vendor	Approval
600	6007-PLN-AGE-21-33-9501_R3	SG Area Grounding Plan Beta	Drawing	NA	ELEC-1 (TYP)	Vendor	Approval
601	6007-PLN-AGE-58-33-2001_R2	Alpha Ullage and Overflow Platform Aerial Grounding system	Drawing	NA	ELEC-1 (TYP)	Vendor	Approval
602	6007-PLN-AGE-67-33-5403_R0	Water Treatment Grounding Alpha	Drawing	NA	ELEC-1 (TYP)	Vendor	Approval
603	6007-PLN-AGE-58-33-5201_R2	Alpha HTF Overflow Tank (A-MT-204B) Grounding Plan	Drawing	NA	ELEC-1 (TYP)	Vendor	Approval
604	6007-PLN-AGE-58-33-5202_R2	Alpha HTF Overflow Tank (A-MT-204A) Grounding Plan	Drawing	NA	ELEC-1 (TYP)	Vendor	Approval
605	6007-PLN-AGE-58-33-6001_R2	Beta Ullage and Overflow Platform Aerial Grounding system	Drawing	NA	ELEC-1 (TYP)	Vendor	Approval
606	6007-PLN-AGE-67-33-9803_R0	Water Treatment Grounding Beta	Drawing	NA	ELEC-1 (TYP)	Vendor	Approval
607	6007-PLN-AGE-58-33-7201_R2	Beta HTF Overflow Tank (B-MT-204B) Grounding Plan	Drawing	NA	ELEC-1 (TYP)	Vendor	Approval

Compliance No.: GEN-2
Job: Mojave Solar Project
Date: 02/06/14
Description: Electrical Site Drawings List - Alpha&Beta

Line No.	Sheet No.	Description	Type of Document	Revision Number	Applicable Condition of Certification	Vendor Supplied or EOR	Reason for Submittal
608	6007-PLN-AGE-58-33-7202_R2	Beta HTF Overflow Tank (B-MT-204A) Grounding Plan	Drawing	NA	ELEC-1 (TYP)	Vendor	Approval
609	6007-PLN-AGE-00-33-1001_R2	Pipe Rack Grounding Rack 1	Drawing	NA	ELEC-1 (TYP)	Vendor	Approval
610	6007-PLN-AGE-00-33-1002_R1	Pipe Rack Grounding General Details	Drawing	NA	ELEC-1 (TYP)	Vendor	Approval
611	6007-PLN-AGE-00-33-1003_R2	Pipe Rack Grounding Rack 3 North-South	Drawing	NA	ELEC-1 (TYP)	Vendor	Approval
612	6007-PLN-AGE-00-33-1004_R2	Pipe Rack Grounding Rack 3 West-East	Drawing	NA	ELEC-1 (TYP)	Vendor	Approval
613	6007-PLN-AGE-00-33-1005_R1	Pipe Rack Grounding Rack 2	Drawing	NA	ELEC-1 (TYP)	Vendor	Approval
614	6007-PLN-AGE-00-33-1006_R0	Pipe Rack Grounding Rack 4	Drawing	NA	ELEC-1 (TYP)	Vendor	Approval
615	6007-PLN-AGE-00-33-1007_R0	Pipe Rack Grounding Rack 5	Drawing	NA	ELEC-1 (TYP)	Vendor	Approval
616	6007-PLN-AGE-58-33-3001_R1	PB HTF Underground North Crossing Grounding	Drawing	NA	ELEC-1 (TYP)	Vendor	Approval
617	6007-PLN-AGE-58-33-3002_R1	PB HTF Underground South Crossing Grounding	Drawing	NA	ELEC-1 (TYP)	Vendor	Approval
618	6007-PLN-AGE-67-33-5401_R0	Alpha Grounding Utilities	Drawing	NA	ELEC-1 (TYP)	Vendor	Approval
619	6007-PLN-AGE-67-33-5402_R0	Alpha Grounding Utilities	Drawing	NA	ELEC-1 (TYP)	Vendor	Approval
620	6007-PLN-AGE-67-33-9801_R0	Beta Grounding Utilities	Drawing	NA	ELEC-1 (TYP)	Vendor	Approval
621	6007-PLN-AGE-67-33-9802_R0	Beta Grounding Utilities	Drawing	NA	ELEC-1 (TYP)	Vendor	Approval
622	6007-PLN-AGE-57-33-1000_R2	SF Grounding General Details	Drawing	NA	ELEC-1 (TYP)	Vendor	Approval
623	6007-PLN-AGE-57-33-1007_R3	SF Grounding General Details	Drawing	NA	ELEC-1 (TYP)	Vendor	Approval
624	6007-PLN-AGE-57-33-1008_R0	SF Grounding Type 3 Details	Drawing	NA	ELEC-1 (TYP)	Vendor	Approval
625	6007-PLN-AGE-57-33-2102_R5	Alpha SF 102 Grounding Plan	Drawing	NA	ELEC-1 (TYP)	Vendor	Approval
626	6007-PLN-AGE-57-33-2103_R6	Alpha SF 103 Grounding Plan	Drawing	NA	ELEC-1 (TYP)	Vendor	Approval
627	6007-PLN-AGE-57-33-6106_R4	Beta SF 106 Grounding Plan	Drawing	NA	ELEC-1 (TYP)	Vendor	Approval
628	6007-PLN-AGE-57-33-6107_R4	Beta SF 107 Grounding Plan	Drawing	NA	ELEC-1 (TYP)	Vendor	Approval
629	6007-PLN-AGE-57-33-6108_R4	Beta SF 108 Grounding Plan	Drawing	NA	ELEC-1 (TYP)	Vendor	Approval
630	6007-PLN-AGE-57-33-6109_R5	Beta SF 109 Grounding Plan	Drawing	NA	ELEC-1 (TYP)	Vendor	Approval
631	6007-PLN-AGE-57-33-1000_R2	SF Grounding General Details	Drawing	NA	ELEC-1 (TYP)	Vendor	Approval
632	6007-PLN-AGE-57-33-1002_R3	SF Grounding General Typical Solar Collector	Drawing	NA	ELEC-1 (TYP)	Vendor	Approval
633	6007-PLN-AGE-57-33-1003_R3	SF Grounding General Typical Solar Collector	Drawing	NA	ELEC-1 (TYP)	Vendor	Approval
634	6007-PLN-AGE-57-33-1004_R6	SF Barrier Fence Grounding Details	Drawing	NA	ELEC-1 (TYP)	Vendor	Approval
635	6007-PLN-AGE-57-33-1005_R5	SF Perimeter and Wind Fence Grounding Details	Drawing	NA	ELEC-1 (TYP)	Vendor	Approval
636	6007-PLN-AGE-57-33-1006_R5	SF Screening Fence Grounding Details	Drawing	NA	ELEC-1 (TYP)	Vendor	Approval
637	6007-PLN-AGE-57-33-1007_R3	SF Grounding General Details	Drawing	NA	ELEC-1 (TYP)	Vendor	Approval
638	6007-PLN-AGE-57-33-1008_R0	SF Grounding Type 3 Details	Drawing	NA	ELEC-1 (TYP)	Vendor	Approval
639	6007-PLN-AGE-57-33-1009_R0	SF Grounding Type 4 Details	Drawing	NA	ELEC-1 (TYP)	Vendor	Approval
640	6007-CAL-AGE-57-33-2800_R3	SF Alpha Grounding and Lightning Study	Calculation	NA	ELEC-1 (TYP)	Vendor	Approval
641	6007-CAL-AGE-57-33-6800_R3	SF Beta Grounding and Lightning Study	Calculation	NA	ELEC-1 (TYP)	Vendor	Approval
642	6007-PLN-AGE-57-33-2000_R4	Alpha SF General Grounding	Drawing	NA	ELEC-1 (TYP)	Vendor	Approval
643	6007-PLN-AGE-57-33-2001_R1	Alpha SF General Grounding Cover	Drawing	NA	ELEC-1 (TYP)	Vendor	Approval
644	6007-PLN-AGE-57-33-2002_R1	Alpha SF General Grounding Notes	Drawing	NA	ELEC-1 (TYP)	Vendor	Approval
645	6007-PLN-AGE-57-33-2101_R5	Alpha SF 101 Grounding Plan	Drawing	NA	ELEC-1 (TYP)	Vendor	Approval
646	6007-PLN-AGE-57-33-2102_R5	Alpha SF 102 Grounding Plan	Drawing	NA	ELEC-1 (TYP)	Vendor	Approval
647	6007-PLN-AGE-57-33-2103_R6	Alpha SF 103 Grounding Plan	Drawing	NA	ELEC-1 (TYP)	Vendor	Approval
648	6007-PLN-AGE-57-33-2104_R5	Alpha SF 104 Grounding Plan	Drawing	NA	ELEC-1 (TYP)	Vendor	Approval
649	6007-PLN-AGE-57-33-6000_R4	Beta SF General Grounding	Drawing	NA	ELEC-1 (TYP)	Vendor	Approval
650	6007-PLN-AGE-57-33-6001_R1	Beta SF General Grounding Cover	Drawing	NA	ELEC-1 (TYP)	Vendor	Approval
651	6007-PLN-AGE-57-33-6002_R1	Beta SF General Grounding Notes	Drawing	NA	ELEC-1 (TYP)	Vendor	Approval
652	6007-PLN-AGE-57-33-6105_R5	Beta SF 105 Grounding Plan	Drawing	NA	ELEC-1 (TYP)	Vendor	Approval
653	6007-PLN-AGE-57-33-6106_R4	Beta SF 106 Grounding Plan	Drawing	NA	ELEC-1 (TYP)	Vendor	Approval
654	6007-PLN-AGE-57-33-6107_R4	Beta SF 107 Grounding Plan	Drawing	NA	ELEC-1 (TYP)	Vendor	Approval
655	6007-PLN-AGE-57-33-6108_R4	Beta SF 108 Grounding Plan	Drawing	NA	ELEC-1 (TYP)	Vendor	Approval
656	6007-PLN-AGE-57-33-6109_R5	Beta SF 109 Grounding Plan	Drawing	NA	ELEC-1 (TYP)	Vendor	Approval
657	6007-CAL-AGE-57-40-0301_VOID	Short Circuit Calculation in SF	Calculation	NA	ELEC-1 (TYP)	Vendor	Approval
658	6007-CAL-AGE-00-40-0011_R3	Short Circuit Calculation in PB and SF	Calculation	NA	ELEC-1 (TYP)	Vendor	Approval
659	007-CAL-AGE-57-40-0500	Calculation report	Calculation	NA	ELEC-1 (TYP)	Vendor	Approval
660	6007-PLN-AGE-57-33-1010_R1	Beta Pipe Rack Grounding Crossing with Drainage Channel	Drawing	NA	ELEC-1 (TYP)	Vendor	Approval
661	6007-PLN-AGE-57-33-1011_R1	Beta Pipe Rack Grounding Details Crossing with Drainage Channel	Drawing	NA	ELEC-1 (TYP)	Vendor	Approval
662	6007-CAL-AGE-43-20-0004_R4	HTF and Parking Lighting Calc For PB Alpha	Calculation	NA	ELEC-1 (TYP)	Vendor	Approval
663	6007-CAL-AGE-43-20-0012_R4	HTF and Parking Lighting Calc For PB Beta	Calculation	NA	ELEC-1 (TYP)	Vendor	Approval
664	6007-CAL-AGE-57-40-8001_R2	SF Lighting Calc for Drainage Channel Crossing HTF Pipes Beta	Calculation	NA	ELEC-1 (TYP)	Vendor	Approval
665	6007-CAL-AGE-00-36-0011_R2	PB Lightning Calc Report Beta	Calculation	NA	ELEC-1 (TYP)	Vendor	Approval
666	6007-CAL-AGE-00-36-0001_R2	PB Lightning Calc Report Alpha	Calculation	NA	ELEC-1 (TYP)	Vendor	Approval
667	6007-PLN-ATP-27-21-O160_R9	Alpha 480V One Line LVSWGR 5 Bldg #22	Drawing	NA	ELEC-1 (TYP)	Vendor	Approval
668	6007-PLN-ATP-00-21-O012_R1	Alpha 480V One Line LVSWGR 5 Bldg #22 Overview	Drawing	NA	ELEC-1 (TYP)	Vendor	Approval
669	6007-PLN-ATP-00-21-O013_R1	Alpha 480V One Line LVSWGR 6 Bldg #22 Overview	Drawing	NA	ELEC-1 (TYP)	Vendor	Approval
670	6007-PLN-ATP-27-21-O181_R6	Alpha 480V One Line LVSWGR 6 Bldg #22	Drawing	NA	ELEC-1 (TYP)	Vendor	Approval
671	6007-PLN-ATP-27-21-O305_R9	Alpha 480V One Line MCC 51 Bldg #22	Drawing	NA	ELEC-1 (TYP)	Vendor	Approval
672	6007-PLN-ATP-27-21-O335_R8	Alpha 480V One Line MCC 62 Bldg #22	Drawing	NA	ELEC-1 (TYP)	Vendor	Approval
673	6007-PLN-ATP-27-23-P505_R8	Alpha Electrical panel PP 52 Bldg #22	Drawing	NA	ELEC-1 (TYP)	Vendor	Approval
674	6007-PLN-ATP-27-23-P510_R8	Alpha Electrical panel PP 53 Bldg #22	Drawing	NA	ELEC-1 (TYP)	Vendor	Approval
675	6007-PLN-ATP-27-23-P511_R8	Alpha Electrical panel PP 5307 Bldg #22	Drawing	NA	ELEC-1 (TYP)	Vendor	Approval
676	6007-PLN-ATP-27-23-P512-1_R5	Alpha Electrical Lighting Panel LP 5305 Bldg #22	Drawing	NA	ELEC-1 (TYP)	Vendor	Approval
677	6007-PLN-ATP-27-23-P512-2_R4	Alpha Electrical Lighting Panel LP 5305 Bldg #22	Drawing	NA	ELEC-1 (TYP)	Vendor	Approval
678	6007-PLN-ATP-27-23-P570_R3	Alpha One Line DCP 362030110 Bldg #22	Drawing	NA	ELEC-1 (TYP)	Vendor	Approval
679	6007-PLN-ATP-00-21-O023_R1	Beta 480V One Line LVSWGR 16 Bldg #22 Overview	Drawing	NA	ELEC-1 (TYP)	Vendor	Approval
680	6007-PLN-ATP-27-21-O281_R6	Beta 480V One Line LVSWGR 16 Bldg #22	Drawing	NA	ELEC-1 (TYP)	Vendor	Approval
681	6007-PLN-ATP-27-21-O435_R8	Beta 480V One Line MCC 162 Electrical Bldg #22	Drawing	NA	ELEC-1 (TYP)	Vendor	Approval
682	6007-PLN-ATP-27-21-O175_R11	Alpha 480V One Line LVSWGR 36, Bldg #27	Drawing	NA	ELEC-1 (TYP)	Vendor	Approval
683	6007-PLN-AGE-00-21-0015_R0	Alpha 480V One Line LVSWGR 36, Bldg #27 Overview	Drawing	NA	ELEC-1 (TYP)	Vendor	Approval
684	6007-PLN-AGE-27-21-P555_R2	Alpha Electrical panel DCP-362301 Bldg #27	Drawing	NA	ELEC-1 (TYP)	Vendor	Approval
685	6007-PLN-AGE-27-21-P556_R1	Alpha Electrical panel RP 36206 Bldg #27	Drawing	NA	ELEC-1 (TYP)	Vendor	Approval
686	6007-PLN-AGE-43-20-0009-1_R6	Outdoor Lighting Panel One-Line Alpha LP-36212	Drawing	NA	ELEC-1 (TYP)	Vendor	Approval
687	6007-PLN-AGE-43-20-0009-1_R6	Page 2	Drawing	NA	ELEC-1 (TYP)	Vendor	Approval
688	6007-PLN-ATP-27-21-P528_R2	Alpha Panel PP 36212 Bldg #27	Drawing	NA	ELEC-1 (TYP)	Vendor	Approval
689	6007-PLN-ATP-27-23-P535_R9	Alpha Electrical Panel PP 362, Bldg #27	Drawing	NA	ELEC-1 (TYP)	Vendor	Approval
690	6007-PLN-ATP-27-23-P536_R10	Alpha Panel PP 36208, Bldg #27	Drawing	NA	ELEC-1 (TYP)	Vendor	Approval
691	6007-PLN-AGE-43-20-0017_R6	Outdoor Lighting Panel One-Line Beta LP-136212	Drawing	NA	ELEC-1 (TYP)	Vendor	Approval
692	6007-PLN-ATP-27-21-O170_R10	Alpha 480V One Line LVSWGR 403 Bldg #26	Drawing	NA	ELEC-1 (TYP)	Vendor	Approval
693	6007-PLN-ATP-00-21-O011_R0	Alpha 480V One Line LVSWGR 401 Bldg #26 Overview	Drawing	NA	ELEC-1 (TYP)	Vendor	Approval
694	6007-PLN-ATP-27-21-O325_R10	Alpha 480V One Line MCC 4031 Bldg #26	Drawing	NA	ELEC-1 (TYP)	Vendor	Approval
695	6007-PLN-ATP-27-21-O340_R9	Alpha 480V One Line MCC 4032, MCC 4034, MCC 4035 & MCC 4036. Bldg #26	Drawing	NA	ELEC-1 (TYP)	Vendor	Approval
696	6007-PLN-ATP-27-23-O525-1_R10	Alpha Electrical panel PP-4013 Bldg #26	Drawing	NA	ELEC-1 (TYP)	Vendor	Approval
697	6007-PLN-ATP-27-23-O525-2_R10	Page 2	Drawing	NA	ELEC-1 (TYP)	Vendor	Approval
698	6007-PLN-ATP-27-23-O525-3_R10	Page 3	Drawing	NA	ELEC-1 (TYP)	Vendor	Approval
699	6007-PLN-ATP-27-23-P527_R4	Alpha Electrical Lighting Panel LP 401301 Bldg #26	Drawing	NA	ELEC-1 (TYP)	Vendor	Approval
700	6007-PLN-ATP-27-21-O270_R10	Beta 480V One Line LVSWGR 1403 Bldg #26	Drawing	NA	ELEC-1 (TYP)	Vendor	Approval
701	6007-PLN-ATP-00-21-O021_R0	Beta 480V One Line LVSWGR 1401 Bldg #26 Overview	Drawing	NA	ELEC-1 (TYP)	Vendor	Approval
702	6007-PLN-ATP-27-21-O425_R10	Beta 480V One Line MCC 14031 Bldg #26	Drawing	NA	ELEC-1 (TYP)	Vendor	Approval
703	6007-PLN-ATP-27-21-O440_R9	Beta 480V One Line MCC 14032, MCC 14034, MCC 14035 & MCC 14036. Bldg #26	Drawing	NA	ELEC-1 (TYP)	Vendor	Approval
704	6007-PLN-ATP-27-23-P625-1_R9	Beta Electrical Panel PP 14013 & PP 1401316 Bldg #26	Drawing	NA	ELEC-1 (TYP)	Vendor	Approval
705	6007-PLN-ATP-27-23-P625-2_R3	Beta Electrical Panel PP 14013 & PP 1401316 Bldg #26	Drawing	NA	ELEC-1 (TYP)	Vendor	Approval
706	6007-PLN-ATP-27-23-P625-3_R4	Beta Electrical Panel PP 14013 & PP 1401316 Bldg #26	Drawing	NA	ELEC-1 (TYP)	Vendor	Approval
707	6007-PLN-ATP-27-23-P627_R4	Beta Electrical Lighting Panel LP 401301 Bldg #26	Drawing	NA	ELEC-1 (TYP)	Vendor	Approval
708	6007-PLN-ATP-27-23-P506-1_R3	Alpha Water Treatment Panel PP-5201	Drawing	NA	ELEC-1 (TYP)	Vendor	Approval
709	6007-PLN-ATP-27-23-P506-2_R3	Page 2	Drawing	NA	ELEC-1 (TYP)	Vendor	Approval
710	6007-PLN-ATP-27-23-P507_R2	Alpha Water Treatment Panel PP-5202	Drawing	NA	ELEC-1 (TYP)	Vendor	Approval
711	6007-PLN-ATP-27-23-P576	Fire Protection System Alpha Plant	Drawing	NA	ELEC-1 (TYP)	Vendor	Approval
712	6007-PLN-ATP-27-23-P676	Fire Protection System Beta Plant	Drawing	NA	ELEC-1 (TYP)	Vendor	Approval
713	6007-PLN-ATP-28-21-0100-2	MVSWGR-1 signed Alpha Plant	Drawing	NA	ELEC-1 (TYP)	Vendor	Approval
714	6007-PLN-ATP-28-21-0200-2	MVSWGR-2 signed Beta Plant	Drawing	NA	ELEC-1 (TYP)	Vendor	Approval
715	6007-PLN-ATP-00-21-O012_R1	Alpha Site Overview of LVSWGR-5 Building #22	Drawing	NA	ELEC-1 (TYP)	Vendor	Approval
716	6007-PLN-ATP-00-21-O013_R1	Alpha Site Overview of LVSWGR-6 Building #22	Drawing	NA	ELEC-1 (TYP)	Vendor	Approval
717	6007-PLN-ATP-27-21-O160_R9	Alpha 480V Single-Line LVSWGR-5 Building #22	Drawing	NA	ELEC-1 (TYP)	Vendor	Approval
718	6007-PLN-ATP-27-21-O181_R6	Alpha 480V Single-Line LVSWGR-6 Building #22	Drawing	NA	ELEC-1 (TYP)	Vendor	Approval
719	6007-PLN-ATP-27-21-O305_R9	Alpha 480V Single-Line MCC-51 Building #22	Drawing	NA	ELEC-1 (TYP)	Vendor	Approval
720	6007-PLN-ATP-27-21-O335_R8	Alpha 480V Single-Line MCC-62 Building #22	Drawing	NA	ELEC-1 (TYP)	Vendor	Approval
721	6007-PLN-ATP-27-23-P505_R8	Alpha Electrical Panel PP-52 & PP-5211 Building #22	Drawing	NA	ELEC-1 (TYP)	Vendor	Approval
722	6007-PLN-ATP-27-23-P510_R8	Alpha Electrical Panel PP-53 Building #22	Drawing	NA	ELEC-1 (TYP)	Vendor	Approval
723	6007-PLN-ATP-27-23-P511_R8	Alpha Electrical Panel PP-5304 Building #22	Drawing	NA	ELEC-1 (TYP)	Vendor	Approval
724	6007-PLN-ATP-27-23-P512-1_R5	Alpha Electrical Lighting Panel LP-5305 Building #22	Drawing	NA	ELEC-1 (TYP)	Vendor	Approval
725	6007-PLN-ATP-27-23-P512-2_R4	Alpha Electrical Lighting Panel LP-5305 Building #22	Drawing	NA	ELEC-1 (TYP)	Vendor	Approval
726	6007-PLN-ATP-27-23-P570_R3	Alpha One-Line Diagram DCP-362030110 Building #22	Drawing	NA	ELEC-1 (TYP)	Vendor	Approval
727	6007-PLN-ATP-00-21-O023_R1	Beta Site Overview Of LVSWGR-16 Building #22	Drawing	NA	ELEC-1 (TYP)	Vendor	Approval
728	6007-PLN-ATP-27-21-O281_R6	Beta 480V Single-Line LVSWGR-16 Building #22	Drawing	NA	ELEC-1 (TYP)	Vendor	Approval

Compliance No.: GEN-2
Job: Mojave Solar Project
Date: 02/06/14
Description: Electrical Site Drawings List - Alpha&Beta

Line No.	Sheet No.	Description	Type of Document	Revision Number	Applicable Condition of Certification	Vendor Supplied or EOR	Reason for Submittal
729	6007-PLN-ATP-27-21-O435_R8	Beta 480V Single-Line MCC-162 Building #22	Drawing	NA	ELEC-1 (TYP)	Vendor	Approval
730	6007-PLN-AGE-00-21-0015_R0	Alpha Site Overview Of LVSWGR-36 Building #27	Drawing	NA	ELEC-1 (TYP)	Vendor	Approval
731	6007-PLN-ATP-27-21-O175_R11	Alpha 480V Single-Line LVSWGR-36 Building #27	Drawing	NA	ELEC-1 (TYP)	Vendor	Approval
732	6007-PLN-AGE-27-21-P555_R2	Alpha One-Line Diagram DCP-3620301 Building #27	Drawing	NA	ELEC-1 (TYP)	Vendor	Approval
733	6007-PLN-AGE-27-21-P556_R1	Alpha Receptacle Panel RP-36206 Electrical Room 27	Drawing	NA	ELEC-1 (TYP)	Vendor	Approval
734	6007-PLN-AGE-43-20-0009-1_R6	Outdoor Lighting Panel Single Line Diagram, Alpha Plant, LP-36209	Drawing	NA	ELEC-1 (TYP)	Vendor	Approval
735	6007-PLN-AGE-43-20-0009-1_R6	Outdoor Lighting Panel Single Line Diagram, Alpha Plant, LP-36209	Drawing	NA	ELEC-1 (TYP)	Vendor	Approval
736	6007-PLN-ATP-27-21-P528_R2	Alpha Electrical Panel PP-36212 Building #27	Drawing	NA	ELEC-1 (TYP)	Vendor	Approval
737	6007-PLN-ATP-27-23-P535_R9	Alpha Electrical Panel PP-362 Building #27	Drawing	NA	ELEC-1 (TYP)	Vendor	Approval
738	6007-PLN-ATP-27-23-P536_R10	Alpha Electrical Panel PP-36205 Building #27	Drawing	NA	ELEC-1 (TYP)	Vendor	Approval
739	6007-PLN-AGE-43-20-0017-1_R6	Outdoor Lighting Panel Single Line Diagram, Beta Plant, LP-136209	Drawing	NA	ELEC-1 (TYP)	Vendor	Approval
740	6007-PLN-AGE-43-20-0017-2_R6	Outdoor Lighting Panel Single Line Diagram, Beta Plant, LP-136209	Drawing	NA	ELEC-1 (TYP)	Vendor	Approval
741	6007-PLN-ATP-00-21-0011_R0	Alpha Site Overview Of LVSWGR-401 Building #26	Drawing	NA	ELEC-1 (TYP)	Vendor	Approval
742	6007-PLN-ATP-27-21-O170_R10	Alpha Site 480V Single-Line LVSWGR-401 Building #26	Drawing	NA	ELEC-1 (TYP)	Vendor	Approval
743	6007-PLN-ATP-27-21-O325_R10	Alpha Site 480V Single-Line MCC-4011 Building #26	Drawing	NA	ELEC-1 (TYP)	Vendor	Approval
744	6007-PLN-ATP-27-21-O340_R9	Alpha Site 480V Single-Line MCC-4012 Building #26	Drawing	NA	ELEC-1 (TYP)	Vendor	Approval
745	6007-PLN-ATP-27-23-P525-1_R10	Alpha Electrical Panel PP-4013 & PP-40136 Building #26	Drawing	NA	ELEC-1 (TYP)	Vendor	Approval
746	6007-PLN-ATP-27-23-P525-2_R3	Alpha Electrical Panel PP-4013 & PP-40136 Building #26	Drawing	NA	ELEC-1 (TYP)	Vendor	Approval
747	6007-PLN-ATP-27-23-P525-3_R4	Alpha Electrical Panel PP-4013 & PP-40136 Building #26	Drawing	NA	ELEC-1 (TYP)	Vendor	Approval
748	6007-PLN-ATP-27-23-P527_R4	Alpha Electrical Lighting Panel LP-4013O1 Building #26	Drawing	NA	ELEC-1 (TYP)	Vendor	Approval
749	6007-PLN-ATP-00-21-0021_R0	Beta Site Overview Of LVSWGR-1401 Building #26	Drawing	NA	ELEC-1 (TYP)	Vendor	Approval
750	6007-PLN-ATP-27-21-O270_R10	Beta 480V Single-Line LVSWGR-1401 Building #26	Drawing	NA	ELEC-1 (TYP)	Vendor	Approval
751	6007-PLN-ATP-27-21-O425_R10	Beta 480V Single-Line MCC-14011 Building #26	Drawing	NA	ELEC-1 (TYP)	Vendor	Approval
752	6007-PLN-ATP-27-21-O440_R9	Beta 480V Single-Line MCC-14012 Building #26	Drawing	NA	ELEC-1 (TYP)	Vendor	Approval
753	6007-PLN-ATP-27-23-P625-1_R9	Beta Electrical Panel PP-14013 & PP-140136 Building #26	Drawing	NA	ELEC-1 (TYP)	Vendor	Approval
754	6007-PLN-ATP-27-23-P625-2_R3	Beta Electrical Panel PP-14013 & PP-1401316 Building #26	Drawing	NA	ELEC-1 (TYP)	Vendor	Approval
755	6007-PLN-ATP-27-23-P625-3_R4	Beta Electrical Panel PP-14013 & PP-1401316 Building #26	Drawing	NA	ELEC-1 (TYP)	Vendor	Approval
756	6007-PLN-ATP-27-23-P627_R4	Beta Electrical Lighting Panel LP-1401301 Building #26	Drawing	NA	ELEC-1 (TYP)	Vendor	Approval
757	6007-PLN-ATP-27-23-P506-1_R3	Alpha Electrical Panel PP-5201 Water Treatment Area	Drawing	NA	ELEC-1 (TYP)	Vendor	Approval
758	6007-PLN-ATP-27-23-P506-2_R3	Alpha Electrical Panel PP-5201 water Treatment Area	Drawing	NA	ELEC-1 (TYP)	Vendor	Approval
759	6007-PLN-ATP-27-23-P507_R2	Alpha Electrical Panel PP-5202 Water Treatment Area	Drawing	NA	ELEC-1 (TYP)	Vendor	Approval
760	6007-PLN-AGE-57-40-1010_R2	Beta SF Pipe Rack Lighting at Cross w/Drainage Channel	Drawing	NA	ELEC-1 (TYP)	Vendor	Approval
761	6007-PLN-AGE-57-40-1011_R2	Beta SF Pipe Rack Lighting at Cross w/Drainage Channel Details	Drawing	NA	ELEC-1 (TYP)	Vendor	Approval
762	6007-PLN-AGE-57-40-1012_R2	Beta SF Pipe Rack Lighting at Cross w/Drainage Channel Details	Drawing	NA	ELEC-1 (TYP)	Vendor	Approval
763	6007-PLN-AGE-57-31-2301_R2	Alpha SF 101 Detail For South-West Corner	Drawing	NA	ELEC-1 (TYP)	Vendor	Approval
764	6007-PLN-AGE-57-31-2302_R2	Alpha SF 101 Detail For North-West Corner	Drawing	NA	ELEC-1 (TYP)	Vendor	Approval
765	6007-PLN-AGE-57-31-2303_R2	Alpha SF 103 Detail For North-East Corner	Drawing	NA	ELEC-1 (TYP)	Vendor	Approval
766	6007-PLN-AGE-57-31-2304_R2	Alpha SF 104 Detail For South-East Corner	Drawing	NA	ELEC-1 (TYP)	Vendor	Approval
767	6007-PLN-AGE-57-31-2305_R1	Alpha SF 102 Detail for North East Corner Loads Trenching	Drawing	NA	ELEC-1 (TYP)	Vendor	Approval
768	6007-PLN-AGE-57-31-2306_R1	Alpha SF 102 Detail for South East Corner Loads Trenching	Drawing	NA	ELEC-1 (TYP)	Vendor	Approval
769	6007-PLN-AGE-57-31-2307_R1	Alpha SF 103 Detail for North West Corner Loads Trenching	Drawing	NA	ELEC-1 (TYP)	Vendor	Approval
770	6007-PLN-AGE-57-31-2308_R1	Alpha SF 104 Detail for North East Corner Loads Trenching	Drawing	NA	ELEC-1 (TYP)	Vendor	Approval
771	6007-PLN-AGE-57-31-2309_R1	Alpha SF 103 Detail for South West Corner Loads Trenching	Drawing	NA	ELEC-1 (TYP)	Vendor	Approval
772	6007-PLN-AGE-57-31-3101_R0	Alpha SF 101 Trenching Plan For Electrical Bldg & Transformer Pad	Drawing	NA	ELEC-1 (TYP)	Vendor	Approval
773	6007-PLN-AGE-57-31-3102_R0	Alpha SF 102 Trenching Plan For Electrical Bldg & Transformer Pad	Drawing	NA	ELEC-1 (TYP)	Vendor	Approval
774	6007-PLN-AGE-57-31-3103_R0	Alpha SF 103 Trenching Plan For Electrical Bldg & Transformer Pad	Drawing	NA	ELEC-1 (TYP)	Vendor	Approval
775	6007-PLN-AGE-57-31-3104_R0	Alpha SF 104 Trenching Plan For Electrical Bldg & Transformer Pad	Drawing	NA	ELEC-1 (TYP)	Vendor	Approval
776	6007-PLN-AGE-57-31-6301_R2	Beta SF 105 Detail For North-West Corner	Drawing	NA	ELEC-1 (TYP)	Vendor	Approval
777	6007-PLN-AGE-57-31-6302_R2	Beta SF 107 Detail For North-East Corner	Drawing	NA	ELEC-1 (TYP)	Vendor	Approval
778	6007-PLN-AGE-57-31-6303_R2	Beta SF 109 Detail For South-East Corner	Drawing	NA	ELEC-1 (TYP)	Vendor	Approval
779	6007-PLN-AGE-57-31-6304_R2	Beta SF 108 Detail For South-West Corner	Drawing	NA	ELEC-1 (TYP)	Vendor	Approval
780	6007-PLN-AGE-57-31-6311_R1	Beta SF 105 Detail For South-West Corner	Drawing	NA	ELEC-1 (TYP)	Vendor	Approval
781	6007-PLN-AGE-57-31-6312_R1	Beta SF 105 Detail For South-East Corner	Drawing	NA	ELEC-1 (TYP)	Vendor	Approval
782	6007-PLN-AGE-57-31-6313_R1	Beta SF 105 Detail For North-East Corner	Drawing	NA	ELEC-1 (TYP)	Vendor	Approval
783	6007-PLN-AGE-57-31-6314_R1	Beta SF 106 Detail For North-West Corner	Drawing	NA	ELEC-1 (TYP)	Vendor	Approval
784	6007-PLN-AGE-57-31-7105_R0	Beta SF 105 Trenching Plan For Electrical Bldg & Transformer Pad	Drawing	NA	ELEC-1 (TYP)	Vendor	Approval
785	6007-PLN-AGE-57-31-7106_R0	Beta SF 106 Trenching Plan For Electrical Bldg & Transformer Pad	Drawing	NA	ELEC-1 (TYP)	Vendor	Approval
786	6007-PLN-AGE-57-31-7107_R0	Beta SF 107 Trenching Plan For Electrical Bldg & Transformer Pad	Drawing	NA	ELEC-1 (TYP)	Vendor	Approval
787	6007-PLN-AGE-57-31-7108_R0	Beta SF 108 Trenching Plan For Electrical Bldg & Transformer Pad	Drawing	NA	ELEC-1 (TYP)	Vendor	Approval
788	6007-PLN-AGE-57-31-7109_R0	Beta SF 109 Trenching Plan For Electrical Bldg & Transformer Pad	Drawing	NA	ELEC-1 (TYP)	Vendor	Approval
789	6007-PLN-AGE-57-31-8207-1_R2	Beta SF 107 Water Wells Area	Drawing	NA	ELEC-1 (TYP)	Vendor	Approval
790	6007-PLN-AGE-57-31-8207-2_R2	Beta SF 107 Water Wells Area	Drawing	NA	ELEC-1 (TYP)	Vendor	Approval
791	6007-PLN-AGE-25-32-4305	Cable Tray System. Alpha Plant	Drawing	NA	ELEC-1 (TYP)	Vendor	Approval
792	6007-PLN-AGE-25-32-4306	Cable Tray System. Alpha Plant	Drawing	NA	ELEC-1 (TYP)	Vendor	Approval
793	6007-PLN-AGE-25-32-4307	Cable Tray System. Alpha Plant	Drawing	NA	ELEC-1 (TYP)	Vendor	Approval
794	6007-PLN-AGE-25-32-4308	Cable Tray System. Alpha Plant	Drawing	NA	ELEC-1 (TYP)	Vendor	Approval
795	6007-PLN-AGE-25-32-4309	Alpha Site Building 22. Alpha Plant	Drawing	NA	ELEC-1 (TYP)	Vendor	Approval
796	6007-PLN-AGE-25-32-4310	Cable Tray System. Alpha	Drawing	NA	ELEC-1 (TYP)	Vendor	Approval
797	6007-PLN-AGE-25-32-4311 _Sh1	Cable Tray y System. Central	Drawing	NA	ELEC-1 (TYP)	Vendor	Approval
798	6007-PLN-AGE-25-32-4312 _ Sh2	Cable Tray y System. Central Plant	Drawing	NA	ELEC-1 (TYP)	Vendor	Approval
799	6007-PLN-AGE-25-32-4313	Alpha Site Building 22. Alpha	Drawing	NA	ELEC-1 (TYP)	Vendor	Approval
800	6007-PLN-AGE-58-32-2201_Sh1	Cable Tray y System. Alpha	Drawing	NA	ELEC-1 (TYP)	Vendor	Approval
801	6007-PLN-AGE-58-32-2201_Sh2	Cable Tray y System. Alpha Plant	Drawing	NA	ELEC-1 (TYP)	Vendor	Approval
802	6007-PLN-AGE-58-32-4201	Cable Tray System. Alpha Plant	Drawing	NA	ELEC-1 (TYP)	Vendor	Approval
803	6007-PLN-AGE-58-32-4202_SHEET 1	Cable Tray System. Central SHEET Plant	Drawing	NA	ELEC-1 (TYP)	Vendor	Approval
804	6007-PLN-AGE-58-32-4202 SHEET 10	Cable Tray System. Alpha Plant	Drawing	NA	ELEC-1 (TYP)	Vendor	Approval
805	6007-PLN-AGE-58-32-4202 SH EET 11	Cable Tray System. Alpha Plant	Drawing	NA	ELEC-1 (TYP)	Vendor	Approval
806	6007-PLN-AGE-58-32-4202 SH EET 12	Cable Tray System. Alpha Plant	Drawing	NA	ELEC-1 (TYP)	Vendor	Approval
807	6007-PLN-AGE-58-32-4202 SH EET 13	Cable Tray System. Alpha Plant	Drawing	NA	ELEC-1 (TYP)	Vendor	Approval
808	6007-PLN-AGE-58-32-4202 SH EET 14	Cable Tray System. Alpha Plant	Drawing	NA	ELEC-1 (TYP)	Vendor	Approval
809	6007-PLN-AGE-58-32-4202 SH EET 15	Cable Tray System. Alpha Plant	Drawing	NA	ELEC-1 (TYP)	Vendor	Approval
810	6007-PLN-AGE-58-32-4202 SH EET 16	Cable Tray System. Alpha Plant	Drawing	NA	ELEC-1 (TYP)	Vendor	Approval
811	6007-PLN-AGE-58-32-4202 SH EET 2	Cable Tray System. Alpha Plant	Drawing	NA	ELEC-1 (TYP)	Vendor	Approval
812	6007-PLN-AGE-58-32-4202 SHEET 3	Cable Tray System. Central Plant	Drawing	NA	ELEC-1 (TYP)	Vendor	Approval
813	6007-PLN-AGE-58-32-4202 SHEET 4	Cable Tray System. Alpha Plant	Drawing	NA	ELEC-1 (TYP)	Vendor	Approval
814	6007-PLN-AGE-58-32-4202 SHEET 5	Cable Tray System. Alpha Plant	Drawing	NA	ELEC-1 (TYP)	Vendor	Approval
815	6007-PLN-AGE-58-32-4202 SHEET 6	Cable Tray System. Alpha Plant	Drawing	NA	ELEC-1 (TYP)	Vendor	Approval
816	6007-PLN-AGE-58-32-4202 SHEET 7	Cable Tray System. Alpha Plant	Drawing	NA	ELEC-1 (TYP)	Vendor	Approval
817	6007-PLN-AGE-58-32-4202 SHEET 8	Cable Tray System. Alpha Plant	Drawing	NA	ELEC-1 (TYP)	Vendor	Approval
818	6007-PLN-AGE-58-32-4202 SHEET 9	Cable Tray System. Alpha Plant	Drawing	NA	ELEC-1 (TYP)	Vendor	Approval
819	6007-PLN-AGE-58-32-4211 SHEET 1	Cable Tray System. Alpha Plant	Drawing	NA	ELEC-1 (TYP)	Vendor	Approval
820	6007-PLN-AGE-58-32-4211 SHEET 2	Cable Tray System. Alpha Plant	Drawing	NA	ELEC-1 (TYP)	Vendor	Approval
821	6007-PLN-AGE-58-32-4211 SHEET 3	Cable Tray System. Alpha Plant	Drawing	NA	ELEC-1 (TYP)	Vendor	Approval
822	6007-PLN-AGE-58-32-4211 SHEET 4	Cable Tray System. Alpha Plant	Drawing	NA	ELEC-1 (TYP)	Vendor	Approval
823	6007-PLN-AGE-58-32-4211 SHEET 5	Cable Tray System. Alpha Plant	Drawing	NA	ELEC-1 (TYP)	Vendor	Approval
824	6007-PLN-AGE-67-32-4221_ Sheet 1	Cable Tray System. Alpha Plant	Drawing	NA	ELEC-1 (TYP)	Vendor	Approval
825	6007-PLN-AGE-67-32-4221_ Sheet 2	Cable Tray System. Alpha Plant	Drawing	NA	ELEC-1 (TYP)	Vendor	Approval
826	6007-PLN-AGE-67-32-4221_ Sheet 3	Cable Tray System. Alpha Plant	Drawing	NA	ELEC-1 (TYP)	Vendor	Approval
827	6007-PLN-AGE-67-32-4221_ Sheet 4	Cable Tray System. Central Plant	Drawing	NA	ELEC-1 (TYP)	Vendor	Approval
828	6007-PLN-AGE-67-32-4403	Cable Tray System. Alpha Plant	Drawing	NA	ELEC-1 (TYP)	Vendor	Approval
829	6007-PLN-AGE-67-32-4404	Cable Tray System. Alpha Plant	Drawing	NA	ELEC-1 (TYP)	Vendor	Approval
830	6007-PLN-AGE-67-32-4405	Alpha Site Building 26. Alpha Plant	Drawing	NA	ELEC-1 (TYP)	Vendor	Approval
831	6007-PLN-AGE-67-32-4406	Alpha Site Building 26. Alpha Plant	Drawing	NA	ELEC-1 (TYP)	Vendor	Approval
832	6007-PLN-AGE-67-32-4407	Cable Tray System. Alpha Plant	Drawing	NA	ELEC-1 (TYP)	Vendor	Approval
833	6007-CAL-AGE-58-40-2001	Ullage and O verflow System Lighting Calculation. Alpha and Beta Plant	Calculation	NA	ELEC-1 (TYP)	Vendor	Approval
834	6007-PLN-AGE-58-31-4231-R03_ Sheet 1.pdf	ALPHA PLANT UNDERGROUND DUCTBANK **SECTION DETAILS**	Drawing	NA	ELEC-1 (TYP)	Vendor	Approval
835	6007-PLN-AGE-58-31-4231-R03_ Sheet 2.pdf	ALPHA PLANT UNDERGROUND **DUCTBANK SECTION DETAILS**	Drawing	NA	ELEC-1 (TYP)	Vendor	Approval
836	6007-PLN-AGE-58-31-4231-R03_ Sheet 3.pdf	ALPHA PLANT UNDERGROUND **DUCTBANK SECTION DETAILS**	Drawing	NA	ELEC-1 (TYP)	Vendor	Approval
837	6007-PLN-AGE-58-31-4231-R03_ Sheet 4.pdf	ALPHA PLANT UNDERGROUND **DUCTBANK SECTION DETAILS**	Drawing	NA	ELEC-1 (TYP)	Vendor	Approval
838	6007-PLN-AGE-58-31-4231-R03_ Sheet 5.pdf	ALPHA PLANT UNDERGROUND **DUCTBANK SECTION DETAILS**	Drawing	NA	ELEC-1 (TYP)	Vendor	Approval
839	6007-PLN-AGE-58-31-4231-R03_ Sheet 6.pdf	ALPHA PLANT UNDERGROUND **DUCTBANK SECTION DETAILS**	Drawing	NA	ELEC-1 (TYP)	Vendor	Approval
840	6007-PLN-AGE-58-31-4241-R03_ Sheet 1.pdf	ALPHA PLANT UNDERGROUND **DUCTBANK PROFILES HTF AREA**	Drawing	NA	ELEC-1 (TYP)	Vendor	Approval
841	6007-PLN-AGE-58-31-4241-R03_ Sheet 2.pdf	ALPHA PLANT UNDERGROUND **DUCTBANK PROFILES HTF AREA**	Drawing	NA	ELEC-1 (TYP)	Vendor	Approval
842	6007-PLN-AGE-58-31-4241-R03_ Sheet 3.pdf	ALPHA PLANT UNDERGROUND **DUCTBANK PROFILES HTF AREA**	Drawing	NA	ELEC-1 (TYP)	Vendor	Approval
843	6007-PLN-AGE-58-31-4251-R02.pdf	ALPHA PLANT UNDERGROUND **DUCTBANK PROFILES HTF AREA**	Drawing	NA	ELEC-1 (TYP)	Vendor	Approval
844	6007-PLN-AGE-58-31-8621-R03.pdf	BETA PLANT UNDERGROUND DUCTBANK **PLANS HTF AREA**	Drawing	NA	ELEC-1 (TYP)	Vendor	Approval
845	6007-PLN-AGE-58-31-8622-R03.pdf	BETA PLANT UNDERGROUND DUCTBANK **PLANS PARKING AREA**	Drawing	NA	ELEC-1 (TYP)	Vendor	Approval

Compliance No.: GEN-2
Job: Mojave Solar Project
Date: 02/06/14
Description: Electrical Site Drawings List - Alpha&Beta

Line No.	Sheet No.	Description	Type of Document	Revision Number	Applicable Condition of Certification	Vendor Supplied or EOR	Reason for Submittal
846	6007-PLN-AGE-58-31-8623-R03.pdf	BETA PLANT UNDERGROUND DUCTBANK **PLANS ROAD AREA NEAR RETENTION POND**	Drawing	NA	ELEC-1 (TYP)	Vendor	Approval
847	6007-PLN-AGE-58-31-8624-R03.pdf	BETA PLANT UNDERGROUND DUCTBANK **PLANS ROAD AREA NEAR RETENTION POND**	Drawing	NA	ELEC-1 (TYP)	Vendor	Approval
848	6007-PLN-AGE-58-31-8641-R03_ Sheet 1.pdf	BETA PLANT UNDERGROUND DUCTBANK **PROFILES HTF AREA**	Drawing	NA	ELEC-1 (TYP)	Vendor	Approval
849	6007-PLN-AGE-58-31-8641-R03_ Sheet 2.pdf	BETA PLANT UNDERGROUND DUCTBANK **PROFILES HTF AREA**	Drawing	NA	ELEC-1 (TYP)	Vendor	Approval
850	6007-PLN-AGE-58-31-8651-R02.pdf	BETA PLANT UNDERGROUND DUCTBANK **MANHOLE DETAILS**	Drawing	NA	ELEC-1 (TYP)	Vendor	Approval
851	6007-PLN-AGE-58-31-8631-R03_ Sheet 1 .pdf	BETA PLANT UNDERGROUND DUCTBANK **SECTION DETAILS.**	Drawing	NA	ELEC-1 (TYP)	Vendor	Approval
852	6007-PLN-AGE-58-31-8631-R03_ Sheet 2.pdf	BETA PLANT UNDERGROUND DUCTBANK **SECTION DETAILS.**	Drawing	NA	ELEC-1 (TYP)	Vendor	Approval
853	6007-PLN-AGE-58-31-8631-R03_ Sheet 3.pdf	BETA PLANT UNDERGROUND DUCTBANK **SECTION DETAILS.**	Drawing	NA	ELEC-1 (TYP)	Vendor	Approval
854	6007-PLN-AGE-58-31-8631-R03_ Sheet 4.pdf	BETA PLANT UNDERGROUND DUCTBANK **SECTION DETAILS.**	Drawing	NA	ELEC-1 (TYP)	Vendor	Approval
855	6007-PLN-AGE-58-31-8631-R03_ Sheet 5.pdf	BETA PLANT UNDERGROUND DUCTBANK **SECTION DETAILS.**	Drawing	NA	ELEC-1 (TYP)	Vendor	Approval
856	6007-PLN-AGE-00-31-0015.pdf	ALPHA PLANT UNDERGROUND DUCT BANK **DETAILS POWER BLOCK & UTILITIES**	Drawing	NA	ELEC-1 (TYP)	Vendor	Approval
857	6007-PLN-AGE-00-31-0017.pdf	ALPHA PLANT UNDERGROUND DUCT BANK **DETAILS POWER BLOCK & UTILITIES**	Drawing	NA	ELEC-1 (TYP)	Vendor	Approval
858	6007-PLN-AGE-00-31-0018.pdf	ALPHA PLANT UNDERGROUND DUCT BANK **DETAILS POWER BLOCK & UTILITIES**	Drawing	NA	ELEC-1 (TYP)	Vendor	Approval
859	6007-PLN-AGE-00-31-0019.pdf	ALPHA PLANT UNDERGROUND DUCT BANK **DETAILS POWER BLOCK & UTILITIES**	Drawing	NA	ELEC-1 (TYP)	Vendor	Approval
860	6007-PLN-AGE-00-31-0020.pdf	ALPHA PLANT UNDERGROUND DUCT BANK **DETAILS POWER BLOCK & UTILITIES**	Drawing	NA	ELEC-1 (TYP)	Vendor	Approval
861	6007-PLN-AGE-00-31-0064.pdf	BETA PLANT UNDERGROUND DUCT BANK **DETAILS. POWER BLOCK & UTILITIES**	Drawing	NA	ELEC-1 (TYP)	Vendor	Approval
862	6007-PLN-AGE-00-31-0066.pdf	BETA PLANT UNDERGROUND DUCT BANK **DETAILS. POWER BLOCK & UTILITIES**	Drawing	NA	ELEC-1 (TYP)	Vendor	Approval
863	6007-PLN-AGE-00-31-0067.pdf	BETA PLANT UNDERGROUND DUCT BANK **DETAILS. POWER BLOCK & UTILITIES**	Drawing	NA	ELEC-1 (TYP)	Vendor	Approval
864	6007-PLN-AGE-00-31-0068.pdf	BETA PLANT UNDERGROUND DUCT BANK **DETAILS. POWER BLOCK & UTILITIES**	Drawing	NA	ELEC-1 (TYP)	Vendor	Approval
865	6007-PLN-AGE-00-31-0069.pdf	BETA PLANT UNDERGROUND DUCT BANK **DETAILS. POWER BLOCK & UTILITIES**	Drawing	NA	ELEC-1 (TYP)	Vendor	Approval
866	6007-PLN-AGE-00-31-0001.pdf	ALPHA PLANT UNDERGROUND DUCT BANK **DETAILS. POWER BLOCK & UTILITIES**	Drawing	NA	ELEC-1 (TYP)	Vendor	Approval
867	6007-PLN-AGE-00-31-0002.pdf	ALPHA PLANT UNDERGROUND DUCT BANK **DETAILS. POWER BLOCK & UTILITIES**	Drawing	NA	ELEC-1 (TYP)	Vendor	Approval
868	6007-PLN-AGE-00-31-0003.pdf	ALPHA PLANT UNDERGROUND DUCT BANK **DETAILS. POWER BLOCK & UTILITIES**	Drawing	NA	ELEC-1 (TYP)	Vendor	Approval
869	6007-PLN-AGE-00-31-0004.pdf	ALPHA PLANT UNDERGROUND DUCT BANK **DETAILS. POWER BLOCK & UTILITIES**	Drawing	NA	ELEC-1 (TYP)	Vendor	Approval
870	6007-PLN-AGE-00-31-0005.pdf	ALPHA PLANT UNDERGROUND DUCT BANK **DETAILS. POWER BLOCK & UTILITIES**	Drawing	NA	ELEC-1 (TYP)	Vendor	Approval
871	6007-PLN-AGE-00-31-0006.pdf	ALPHA PLANT UNDERGROUND DUCT BANK **DETAILS. POWER BLOCK & UTILITIES**	Drawing	NA	ELEC-1 (TYP)	Vendor	Approval
872	6007-PLN-AGE-00-31-0007.pdf	ALPHA PLANT UNDERGROUND DUCT BANK **DETAILS. POWER BLOCK & UTILITIES**	Drawing	NA	ELEC-1 (TYP)	Vendor	Approval
873	6007-PLN-AGE-00-31-0008.pdf	ALPHA PLANT UNDERGROUND DUCT BANK **DETAILS. POWER BLOCK & UTILITIES**	Drawing	NA	ELEC-1 (TYP)	Vendor	Approval
874	6007-PLN-AGE-00-31-0009.pdf	ALPHA PLANT UNDERGROUND DUCT BANK **DETAILS. POWER BLOCK & UTILITIES**	Drawing	NA	ELEC-1 (TYP)	Vendor	Approval
875	6007-PLN-AGE-00-31-0010.pdf	ALPHA PLANT UNDERGROUND DUCT BANK **DETAILS. POWER BLOCK & UTILITIES**	Drawing	NA	ELEC-1 (TYP)	Vendor	Approval
876	6007-PLN-AGE-00-31-0011.pdf	ALPHA PLANT UNDERGROUND DUCT BANK **DETAILS. POWER BLOCK & UTILITIES**	Drawing	NA	ELEC-1 (TYP)	Vendor	Approval
877	6007-PLN-AGE-00-31-0012.pdf	ALPHA PLANT UNDERGROUND DUCT BANK **DETAILS. POWER BLOCK & UTILITIES**	Drawing	NA	ELEC-1 (TYP)	Vendor	Approval
878	6007-PLN-AGE-00-31-0013.pdf	ALPHA PLANT UNDERGROUND DUCT BANK **DETAILS. POWER BLOCK & UTILITIES**	Drawing	NA	ELEC-1 (TYP)	Vendor	Approval
879	6007-PLN-AGE-00-31-0014.pdf	ALPHA PLANT UNDERGROUND DUCT BANK **DETAILS. POWER BLOCK & UTILITIES**	Drawing	NA	ELEC-1 (TYP)	Vendor	Approval
880	6007-PLN-AGE-00-31-0016.pdf	ALPHA PLANT UNDERGROUND DUCT BANK **DETAILS. POWER BLOCK & UTILITIES**	Drawing	NA	ELEC-1 (TYP)	Vendor	Approval
881	6007-PLN-AGE-00-31-0021.pdf	ALPHA PLANT UNDERGROUND DUCT BANK **DETAILS. POWER BLOCK & UTILITIES**	Drawing	NA	ELEC-1 (TYP)	Vendor	Approval
882	6007-PLN-AGE-00-31-0022.pdf	ALPHA PLANT UNDERGROUND DUCT BANK **DETAILS. POWER BLOCK & UTILITIES**	Drawing	NA	ELEC-1 (TYP)	Vendor	Approval
883	6007-PLN-AGE-00-31-0023.pdf	ALPHA PLANT UNDERGROUND DUCT BANK **DETAILS. POWER BLOCK & UTILITIES**	Drawing	NA	ELEC-1 (TYP)	Vendor	Approval
884	6007-PLN-AGE-00-31-0024.pdf	ALPHA PLANT UNDERGROUND DUCT BANK **DETAILS. POWER BLOCK & UTILITIES**	Drawing	NA	ELEC-1 (TYP)	Vendor	Approval
885	6007-PLN-AGE-00-31-0025.pdf	ALPHA PLANT UNDERGROUND DUCT BANK **DETAILS. POWER BLOCK & UTILITIES**	Drawing	NA	ELEC-1 (TYP)	Vendor	Approval
886	6007-PLN-AGE-00-31-0026.pdf	ALPHA PLANT UNDERGROUND DUCT BANK DETAILS. POWER BLOCK & UTILITIES	Drawing	NA	ELEC-1 (TYP)	Vendor	Approval
887	6007-PLN-AGE-00-31-0027.pdf	ALPHA PLANT UNDERGROUND DUCT BANK DETAILS. POWER BLOCK & UTILITIES	Drawing	NA	ELEC-1 (TYP)	Vendor	Approval
888	6007-PLN-AGE-00-31-0028.pdf	ALPHA PLANT UNDERGROUND DUCT BANK DETAILS. POWER BLOCK & UTILITIES	Drawing	NA	ELEC-1 (TYP)	Vendor	Approval
889	6007-PLN-AGE-00-31-0029.pdf	ALPHA PLANT UNDERGROUND DUCT BANK DETAILS. POWER BLOCK & UTILITIES	Drawing	NA	ELEC-1 (TYP)	Vendor	Approval
890	6007-PLN-AGE-00-31-0030.pdf	ALPHA PLANT UNDERGROUND DUCT BANK DETAILS. POWER BLOCK & UTILITIES	Drawing	NA	ELEC-1 (TYP)	Vendor	Approval
891	6007-PLN-AGE-00-31-0031.pdf	ALPHA PLANT UNDERGROUND DUCT BANK DETAILS. POWER BLOCK & UTILITIES	Drawing	NA	ELEC-1 (TYP)	Vendor	Approval
892	6007-PLN-AGE-00-31-0032.pdf	ALPHA PLANT UNDERGROUND DUCT BANK DETAILS. POWER BLOCK & UTILITIES	Drawing	NA	ELEC-1 (TYP)	Vendor	Approval
893	6007-PLN-AGE-00-31-0040.pdf	ALPHA PLANT UNDERGROUND DUCT BANK DETAILS. POWER BLOCK & UTILITIES	Drawing	NA	ELEC-1 (TYP)	Vendor	Approval
894	6007-PLN-AGE-00-31-0041.pdf	ALPHA PLANT UNDERGROUND DUCT BANK DETAILS. POWER BLOCK & UTILITIES	Drawing	NA	ELEC-1 (TYP)	Vendor	Approval
895	6007-PLN-AGE-00-31-0042.pdf	ALPHA PLANT UNDERGROUND DUCT BANK DETAILS. POWER BLOCK & UTILITIES	Drawing	NA	ELEC-1 (TYP)	Vendor	Approval
896	6007-PLN-AGE-00-31-0045.pdf	ALPHA PLANT UNDERGROUND DUCT BANK DETAILS. POWER BLOCK & UTILITIES	Drawing	NA	ELEC-1 (TYP)	Vendor	Approval
897	6007-PLN-AGE-00-31-0054.pdf	BETA PLANT UNDERGROUND DUCT BANK DETAILS. POWER BLOCK & UTILITIES	Drawing	NA	ELEC-1 (TYP)	Vendor	Approval
898	6007-PLN-AGE-00-31-0055.pdf	BETA PLANT UNDERGROUND DUCT BANK **DETAILS. POWER BLOCK & UTILITIES**	Drawing	NA	ELEC-1 (TYP)	Vendor	Approval
899	6007-PLN-AGE-00-31-0056.pdf	BETA PLANT UNDERGROUND DUCT BANK **DETAILS. POWER BLOCK & UTILITIES**	Drawing	NA	ELEC-1 (TYP)	Vendor	Approval
900	6007-PLN-AGE-00-31-0057.pdf	BETA PLANT UNDERGROUND DUCT BANK **DETAILS. POWER BLOCK & UTILITIES**	Drawing	NA	ELEC-1 (TYP)	Vendor	Approval
901	6007-PLN-AGE-00-31-0058.pdf	BETA PLANT UNDERGROUND DUCT BANK **DETAILS. POWER BLOCK & UTILITIES**	Drawing	NA	ELEC-1 (TYP)	Vendor	Approval
902	6007-PLN-AGE-00-31-0059.pdf	BETA PLANT UNDERGROUND DUCT BANK **DETAILS. POWER BLOCK & UTILITIES**	Drawing	NA	ELEC-1 (TYP)	Vendor	Approval
903	6007-PLN-AGE-00-31-0060.pdf	BETA PLANT UNDERGROUND DUCT BANK **DETAILS. POWER BLOCK & UTILITIES**	Drawing	NA	ELEC-1 (TYP)	Vendor	Approval
904	6007-PLN-AGE-00-31-0061.pdf	BETA PLANT UNDERGROUND DUCT BANK **DETAILS. POWER BLOCK & UTILITIES**	Drawing	NA	ELEC-1 (TYP)	Vendor	Approval
905	6007-PLN-AGE-00-31-0062.pdf	BETA PLANT UNDERGROUND DUCT BANK **DETAILS. POWER BLOCK & UTILITIES**	Drawing	NA	ELEC-1 (TYP)	Vendor	Approval
906	6007-PLN-AGE-00-31-0063.pdf	BETA PLANT UNDERGROUND DUCT BANK **DETAILS. POWER BLOCK & UTILITIES**	Drawing	NA	ELEC-1 (TYP)	Vendor	Approval
907	6007-PLN-AGE-00-31-0065.pdf	BETA PLANT UNDERGROUND DUCT BANK **DETAILS. POWER BLOCK & UTILITIES**	Drawing	NA	ELEC-1 (TYP)	Vendor	Approval
908	6007-PLN-AGE-00-31-0070.pdf	BETA PLANT UNDERGROUND DUCT BANK **DETAILS. POWER BLOCK & UTILITIES**	Drawing	NA	ELEC-1 (TYP)	Vendor	Approval
909	6007-PLN-AGE-00-31-0071.pdf	BETA PLANT UNDERGROUND DUCT BANK **DETAILS. POWER BLOCK & UTILITIES**	Drawing	NA	ELEC-1 (TYP)	Vendor	Approval
910	6007-PLN-AGE-00-31-0072.pdf	BETA PLANT UNDERGROUND DUCT BANK **DETAILS. POWER BLOCK & UTILITIES**	Drawing	NA	ELEC-1 (TYP)	Vendor	Approval
911	6007-PLN-AGE-00-31-0073.pdf	BETA PLANT UNDERGROUND DUCT BANK **DETAILS. POWER BLOCK & UTILITIES**	Drawing	NA	ELEC-1 (TYP)	Vendor	Approval
912	6007-PLN-AGE-00-31-0074.pdf	BETA PLANT UNDERGROUND DUCT BANK **DETAILS. POWER BLOCK & UTILITIES**	Drawing	NA	ELEC-1 (TYP)	Vendor	Approval
913	6007-PLN-AGE-00-31-0075.pdf	BETA PLANT UNDERGROUND DUCT BANK **DETAILS. POWER BLOCK & UTILITIES**	Drawing	NA	ELEC-1 (TYP)	Vendor	Approval
914	6007-PLN-AGE-00-31-0076.pdf	BETA PLANT UNDERGROUND DUCT BANK **DETAILS. POWER BLOCK & UTILITIES**	Drawing	NA	ELEC-1 (TYP)	Vendor	Approval
915	6007-PLN-AGE-00-31-0077.pdf	BETA PLANT UNDERGROUND DUCT BANK **DETAILS. POWER BLOCK & UTILITIES**	Drawing	NA	ELEC-1 (TYP)	Vendor	Approval
916	6007-PLN-AGE-00-31-0078.pdf	BETA PLANT UNDERGROUND DUCT BANK **DETAILS. POWER BLOCK & UTILITIES**	Drawing	NA	ELEC-1 (TYP)	Vendor	Approval
917	6007-PLN-AGE-00-31-0079.pdf	BETA PLANT UNDERGROUND DUCT BANK **DETAILS. POWER BLOCK & UTILITIES**	Drawing	NA	ELEC-1 (TYP)	Vendor	Approval
918	6007-PLN-AGE-00-31-1001-R02_ Sheet 1 .pdf	DUCTBANK DETAILS TRENCH TOPOLOGY	Drawing	NA	ELEC-1 (TYP)	Vendor	Approval
919	6007-PLN-AGE-00-31-1001-R02_ Sheet 2 .pdf	DUCTBANK DETAILS TRENCH TOPOLOGY	Drawing	NA	ELEC-1 (TYP)	Vendor	Approval
920	6007-PLN-AGE-58-31-1001-R03.pdf	UNDERGROUND DUCTBANK **GENERAL CONDUITS DETAILS**	Drawing	NA	ELEC-1 (TYP)	Vendor	Approval
921	6007-PLN-AGE-58-31-1002-R03.pdf	UNDERGROUND DUCTBANK **GENERAL MANHOLES DETAILS**	Drawing	NA	ELEC-1 (TYP)	Vendor	Approval
922	6007-PLN-AGE-58-31-1003-R03.pdf	UNDERGROUND DUCTBANK **GENERAL PULLBOX DETAILS**	Drawing	NA	ELEC-1 (TYP)	Vendor	Approval
923	6007-PLN-AGE-58-31-4221-R03.pdf	ALPHA PLANT UNDERGROUND DUCTBANK **PLANS HTF AREA**	Drawing	NA	ELEC-1 (TYP)	Vendor	Approval
924	6007-PLN-AGE-58-31-4222-R03.pdf	ALPHA PLANT UNDERGROUND DUCTBANK **PLANS HTF AREA**	Drawing	NA	ELEC-1 (TYP)	Vendor	Approval
925	6007-PLN-AGE-58-31-4223-R03.pdf	ALPHA PLANT UNDERGROUND DUCTBANK **PLANS HTF AREA**	Drawing	NA	ELEC-1 (TYP)	Vendor	Approval
926	6007-PLN-AGE-58-31-4224-R03.pdf	ALPHA PLANT UNDERGROUND DUCTBANK **PLANS HTF AREA**	Drawing	NA	ELEC-1 (TYP)	Vendor	Approval
927	6007-PLN-AGE-57-33-2301_R3	Alpha SF 101 Details For South-West Corner	Drawing	NA	ELEC-1 (TYP)	Vendor	Approval
928	6007-PLN-AGE-57-33-2302_R3	Alpha SF 102 Details For North-West Corner	Drawing	NA	ELEC-1 (TYP)	Vendor	Approval
929	6007-PLN-AGE-57-33-2303_R3	Alpha SF 103 Details For North-East Corner	Drawing	NA	ELEC-1 (TYP)	Vendor	Approval
930	6007-PLN-AGE-57-33-2304_R3	Alpha SF 104 Details For South-East Corner	Drawing	NA	ELEC-1 (TYP)	Vendor	Approval
931	6007-PLN-AGE-57-33-2305_R1	Alpha SF 102 Detail for North East Corner Loads Grounding	Drawing	NA	ELEC-1 (TYP)	Vendor	Approval
932	6007-PLN-AGE-57-33-2306_R1	Alpha SF 102 Detail for South East Corner Loads Grounding	Drawing	NA	ELEC-1 (TYP)	Vendor	Approval
933	6007-PLN-AGE-57-33-2307_R1	Alpha SF 103 Detail for North West Corner Loads Grounding	Drawing	NA	ELEC-1 (TYP)	Vendor	Approval
934	6007-PLN-AGE-57-33-2308_R1	Alpha SF 104 Detail for North East Corner Loads Grounding	Drawing	NA	ELEC-1 (TYP)	Vendor	Approval
935	6007-PLN-AGE-57-33-2309_R1	Alpha SF 103 Detail for South West Corner Loads Grounding	Drawing	NA	ELEC-1 (TYP)	Vendor	Approval
936	6007-PLN-AGE-57-33-6301_R3	Beta SF 105 Details For North-West Corner	Drawing	NA	ELEC-1 (TYP)	Vendor	Approval
937	6007-PLN-AGE-57-33-6302_R3	Beta SF 107 Details For North-East Corner	Drawing	NA	ELEC-1 (TYP)	Vendor	Approval
938	6007-PLN-AGE-57-33-6303_R3	Beta SF 108 Details For South-West Corner	Drawing	NA	ELEC-1 (TYP)	Vendor	Approval
939	6007-PLN-AGE-57-33-6304_R3	Beta SF 109 Details For South-East Corner	Drawing	NA	ELEC-1 (TYP)	Vendor	Approval
940	6007-PLN-AGE-57-33-6311_R1	Beta SF 105 Details For South-West Corner	Drawing	NA	ELEC-1 (TYP)	Vendor	Approval
941	6007-PLN-AGE-57-33-6312_R1	Beta SF 105 Details For South-East Corner	Drawing	NA	ELEC-1 (TYP)	Vendor	Approval
942	6007-PLN-AGE-57-33-6313_R1	Beta SF 105 Details For North-East Corner	Drawing	NA	ELEC-1 (TYP)	Vendor	Approval
943	6007-PLN-AGE-57-33-6314_R1	Beta SF 105 Details For North-West Corner	Drawing	NA	ELEC-1 (TYP)	Vendor	Approval
944	6007-PLN-AGE-57-33-2201_R3	Alpha SF 101 Bldg Grounding Plan	Drawing	NA	ELEC-1 (TYP)	Vendor	Approval
945	6007-PLN-AGE-57-33-2202_R3	Alpha SF 102 Bldg Grounding Plan	Drawing	NA	ELEC-1 (TYP)	Vendor	Approval
946	6007-PLN-AGE-57-33-2203_R3	Alpha SF 103 Bldg Grounding Plan	Drawing	NA	ELEC-1 (TYP)	Vendor	Approval
947	6007-PLN-AGE-57-33-2204_R3	Alpha SF 104 Bldg Grounding Plan	Drawing	NA	ELEC-1 (TYP)	Vendor	Approval
948	6007-PLN-AGE-57-33-6205_R3	Beta Solar Filed 105 Bldg Grounding Plan	Drawing	NA	ELEC-1 (TYP)	Vendor	Approval
949	6007-PLN-AGE-57-33-6206_R3	Beta Solar Filed 106 Bldg Grounding Plan	Drawing	NA	ELEC-1 (TYP)	Vendor	Approval
950	6007-PLN-AGE-57-33-6207_R3	Beta Solar Filed 107 Bldg Grounding Plan	Drawing	NA	ELEC-1 (TYP)	Vendor	Approval
951	6007-PLN-AGE-57-33-6208_R3	Beta Solar Filed 108 Bldg Grounding Plan	Drawing	NA	ELEC-1 (TYP)	Vendor	Approval
952	6007-PLN-AGE-57-33-6209_R3	Beta Solar Filed 109 Bldg Grounding Plan	Drawing	NA	ELEC-1 (TYP)	Vendor	Approval
953	6007-PLN-AGE-57-31-0017_R2	SF Typical Detail For Feeder Power Panel	Drawing	NA	ELEC-1 (TYP)	Vendor	Approval
954	6007-PLN-AGE-57-45-0010_R2	SF Collector Level III Control Box Field Connections	Drawing	NA	ELEC-1 (TYP)	Vendor	Approval
955	6007-PLN-AGE-57-31-0150_R1	SF Junction Box Details for CCTV Camera	Drawing	NA	ELEC-1 (TYP)	Vendor	Approval
956	6007-PLN-AGE-57-31-1011_R3	SF Corner Load Power Panel Details with Weather	Drawing	NA	ELEC-1 (TYP)	Vendor	Approval
957	6007-PLN-AGE-57-31-1012_R3	SF Typical Details For Corner Load Power Panel	Drawing	NA	ELEC-1 (TYP)	Vendor	Approval
958	6007-CAL-AGE-00-36-0001	Calculation Report for Power Island Area Lightning Proctection-Alpha	Calculation	NA	ELEC-1 (TYP)	Vendor	Approval
959	6007-CAL-AGE-00-36-0011	Calculation Report for Power Island Area Lightning Proctection-Beta	Calculation	NA	ELEC-1 (TYP)	Vendor	Approval
960	6007-PLN-AGE-21-36-5121	SG Lightning Protection system Alpha Plant	Drawing	NA	ELEC-1 (TYP)	Vendor	Approval
961	6007-PLN-AGE-21-36-5122	SG Lightning Protection system Alpha Plant	Drawing	NA	ELEC-1 (TYP)	Vendor	Approval
962	6007-PLN-AGE-21-36-5123	SG Lightning Protection system Alpha Plant	Drawing	NA	ELEC-1 (TYP)	Vendor	Approval

Compliance No.: GEN-2
Job: Mojave Solar Project
Date: 02/06/14
Description: Electrical Site Drawings List - Alpha&Beta

Line No.	Sheet No.	Description	Type of Document	Revision Number	Applicable Condition of Certification	Vendor Supplied or EOR	Reason for Submittal
963	6007-PLN-AGE-21-36-5124	SG Lightning Protection system Alpha Plant	Drawing	NA	ELEC-1 (TYP)	Vendor	Approval
964	6007-PLN-AGE-25-32-4305	Alpha Plant Central Plant Cable Tray system Power Block & SG Area	Drawing	NA	ELEC-1 (TYP)	Vendor	Approval
965	6007-PLN-AGE-25-36-5341	Power Block Lightning Protection System Alpha Plant	Drawing	NA	ELEC-1 (TYP)	Vendor	Approval
966	6007-PLN-AGE-25-36-5342	Power Block Lightning Protection System Alpha Plant	Drawing	NA	ELEC-1 (TYP)	Vendor	Approval
967	6007-PLN-AGE-25-36-5343	Power Block Lightning Protection System Alpha Plant	Drawing	NA	ELEC-1 (TYP)	Vendor	Approval
968	6007-PLN-AGE-25-36-5344	Power Block Lightning Protection System Alpha Plant	Drawing	NA	ELEC-1 (TYP)	Vendor	Approval
969	6007-PLN-AGE-25-36-5345	Power Block Lightning Protection System Alpha Plant	Drawing	NA	ELEC-1 (TYP)	Vendor	Approval
970	6007-PLN-AGE-58-36-5221	Alpha Plant HTF Area Lightning Protection Plan-Sheet 1	Drawing	NA	ELEC-1 (TYP)	Vendor	Approval
971	6007-PLN-AGE-58-36-5221	Alpha Plant HTF Area Lightning Protection Plan-Sheet 2	Drawing	NA	ELEC-1 (TYP)	Vendor	Approval
972	6007-PLN-AGE-58-36-5221	Alpha Plant HTF Area Lightning Protection Plan-Sheet 3	Drawing	NA	ELEC-1 (TYP)	Vendor	Approval
973	6007-PLN-AGE-58-36-5221	Alpha Plant HTF Area Lightning Protection Plan-Sheet 4	Drawing	NA	ELEC-1 (TYP)	Vendor	Approval
974	6007-PLN-AGE-58-36-5231	HTF Area Lightning Protection General Details	Drawing	NA	ELEC-1 (TYP)	Vendor	Approval
975	6007-PLN-AGE-67-36-5441	Utilites-Lightning Protection Plan Building 26 Alpha Plant	Drawing	NA	ELEC-1 (TYP)	Vendor	Approval
976	6007-PLN-AGE-67-36-5442	Utilites-Lightning Protection Plan Building 26 Alpha Plant	Drawing	NA	ELEC-1 (TYP)	Vendor	Approval
977	6007-PLN-AGE-67-36-5443	Utilites-Lightning Protection Plan Building 26 Alpha Plant	Drawing	NA	ELEC-1 (TYP)	Vendor	Approval
978	6007-PLN-AGE-67-36-5444	Water Treatment Plant Lightning Protection System Alpha Plant	Drawing	NA	ELEC-1 (TYP)	Vendor	Approval
979	6007-PLN-AGE-67-36-5445	Water Treatment Plant Lightning Protection System Alpha Plant	Drawing	NA	ELEC-1 (TYP)	Vendor	Approval
980	6007-PLN-AGE-67-36-5446	Water Treatment Plant Lightning Protection System Alpha Plant	Drawing	NA	ELEC-1 (TYP)	Vendor	Approval
981	6007-PLN-AGE-67-36-5447	Utilites-Lightning Protection Plan Building 26 Alpha Plant	Drawing	NA	ELEC-1 (TYP)	Vendor	Approval
982	6007-PLN-ATP-18-52-R106_R2	Bldg Layout Alpha 101SUB001	Drawing	NA	ELEC-1 (TYP)	Vendor	Approval
983	6007-PLN-ATP-18-52-R107_R2	Bldg Layout Alpha 102SUB001	Drawing	NA	ELEC-1 (TYP)	Vendor	Approval
984	6007-PLN-ATP-18-52-R108_R2	Bldg Layout Alpha 103SUB001	Drawing	NA	ELEC-1 (TYP)	Vendor	Approval
985	6007-PLN-ATP-18-52-R109_R2	Bldg Layout Alpha 104SUB001	Drawing	NA	ELEC-1 (TYP)	Vendor	Approval
986	6007-PLN-ATP-18-52-R206_R2	Bldg Layout Beta 105SUB001	Drawing	NA	ELEC-1 (TYP)	Vendor	Approval
987	6007-PLN-ATP-18-52-R207_R2	Bldg Layout Beta 106SUB001	Drawing	NA	ELEC-1 (TYP)	Vendor	Approval
988	6007-PLN-ATP-18-52-R208_R2	Bldg Layout Beta 107SUB001	Drawing	NA	ELEC-1 (TYP)	Vendor	Approval
989	6007-PLN-ATP-18-52-R209_R2	Bldg Layout Beta 108SUB001	Drawing	NA	ELEC-1 (TYP)	Vendor	Approval
990	6007-PLN-ATP-18-52-R210_R2	Bldg Layout Beta 109SUB001	Drawing	NA	ELEC-1 (TYP)	Vendor	Approval
991	6007-PLN-AGE-57-31-3201_R3	Alpha Bldg 101 Conduit system Plans	Drawing	NA	ELEC-1 (TYP)	Vendor	Approval
992	6007-PLN-AGE-57-31-3202_R3	Alpha Bldg 102 Conduit system Plans	Drawing	NA	ELEC-1 (TYP)	Vendor	Approval
993	6007-PLN-AGE-57-31-3203_R3	Alpha Bldg 103 Conduit system Plans	Drawing	NA	ELEC-1 (TYP)	Vendor	Approval
994	6007-PLN-AGE-57-31-3204_R3	Alpha Bldg 104 Conduit system Plans	Drawing	NA	ELEC-1 (TYP)	Vendor	Approval
995	6007-PLN-AGE-57-31-3301_R2	Alpha Bldg 101 Conduit system Plans Cross Section	Drawing	NA	ELEC-1 (TYP)	Vendor	Approval
996	6007-PLN-AGE-57-31-3302_R2	Alpha Bldg 102 Conduit system Plans Cross Section	Drawing	NA	ELEC-1 (TYP)	Vendor	Approval
997	6007-PLN-AGE-57-31-3303_R2	Alpha Bldg 103 Conduit system Plans Cross Section	Drawing	NA	ELEC-1 (TYP)	Vendor	Approval
998	6007-PLN-AGE-57-31-3304_R2	Alpha Bldg 104 Conduit system Plans Cross Section	Drawing	NA	ELEC-1 (TYP)	Vendor	Approval
999	6007-PLN-AGE-57-31-7205_R3	Beta Bldg 105 Conduit system Plans	Drawing	NA	ELEC-1 (TYP)	Vendor	Approval
1000	6007-PLN-AGE-57-31-7206_R3	Beta Bldg 106 Conduit system Plans	Drawing	NA	ELEC-1 (TYP)	Vendor	Approval
1001	6007-PLN-AGE-57-31-7207_R3	Beta Bldg 107 Conduit system Plans	Drawing	NA	ELEC-1 (TYP)	Vendor	Approval
1002	6007-PLN-AGE-57-31-7208_R3	Beta Bldg 108 Conduit system Plans	Drawing	NA	ELEC-1 (TYP)	Vendor	Approval
1003	6007-PLN-AGE-57-31-7209_R3	Beta Bldg 109 Conduit system Plans	Drawing	NA	ELEC-1 (TYP)	Vendor	Approval
1004	6007-PLN-AGE-57-31-7305_R2	Beta Bldg 105 Conduit system Plans Cross Section	Drawing	NA	ELEC-1 (TYP)	Vendor	Approval
1005	6007-PLN-AGE-57-31-7306_R2	Beta Bldg 106 Conduit system Plans Cross Section	Drawing	NA	ELEC-1 (TYP)	Vendor	Approval
1006	6007-PLN-AGE-57-31-7307_R2	Beta Bldg 107 Conduit system Plans Cross Section	Drawing	NA	ELEC-1 (TYP)	Vendor	Approval
1007	6007-PLN-AGE-57-31-7308_R2	Beta Bldg 108 Conduit system Plans Cross Section	Drawing	NA	ELEC-1 (TYP)	Vendor	Approval
1008	6007-PLN-AGE-57-31-7309_R2	Beta Bldg 109 Conduit system Plans Cross Section	Drawing	NA	ELEC-1 (TYP)	Vendor	Approval
1009	6007-PLN-ATP-00-21-O001	Electrical One-line Diagram Symbols List	Drawing	NA	ELEC-1 (TYP)	Vendor	Approval
1010	6007-PLN-ATP-00-21-O010	Alpha Site Overall One-line Diagram	Drawing	NA	ELEC-1 (TYP)	Vendor	Approval
1011	6007-PLN-ATP-00-21-O020	Beta Site Overall One-line Diagram	Drawing	NA	ELEC-1 (TYP)	Vendor	Approval
1012	6007-PLN-ATP-28-21-O100-1	Alpha Overall One-line Diagram 5KV Distribution System MVSWGR-1 Building #22	Drawing	NA	ELEC-1 (TYP)	Vendor	Approval
1013	6007-PLN-ATP-28-21-O100-2	Alpha Overall One-line Diagram 5KV Distribution System MVSWGR-1 Building #22	Drawing	NA	ELEC-1 (TYP)	Vendor	Approval
1014	6007-PLN-ATP-28-21-O101	Alpha Overall One-line Diagram 5KV to 5KV VSD System, MVC-3 Building #27	Drawing	NA	ELEC-1 (TYP)	Vendor	Approval
1015	6007-PLN-ATP-28-21-O102	Alpha Overall One-line Diagram 5KV Distribution System MVSWGR-4 Building #26	Drawing	NA	ELEC-1 (TYP)	Vendor	Approval
1016	6007-PLN-ATP-28-21-O200-1	Beta Overall One-line Diagram 5KV Distribution System MVSWGR-2 Building #22	Drawing	NA	ELEC-1 (TYP)	Vendor	Approval
1017	6007-PLN-ATP-28-21-O200-2	Beta Overall One-line Diagram 5KV Distribution System MVSWGR-2 Building #22	Drawing	NA	ELEC-1 (TYP)	Vendor	Approval
1018	6007-PLN-ATP-28-21-O201	Beta Overall One-line Diagram 5KV to 5KV VSD System, MVC-13 Building #27	Drawing	NA	ELEC-1 (TYP)	Vendor	Approval
1019	6007-PLN-ATP-28-21-O202	Beta Overall One-line Diagram 5KV Distribution System MVSWGR-14 Building #26	Drawing	NA	ELEC-1 (TYP)	Vendor	Approval
1020	6007-PLN-AGE-58-23-0042	Alpha PB Electrical Services for North HTF Underground Crossing Tunnel	Drawing	NA	ELEC-1 (TYP)	Vendor	Approval
1021	6007-PLN-AGE-58-23-0043	Alpha PB Electrical Services for North HTF Underground Crossing Tunnel	Drawing	NA	ELEC-1 (TYP)	Vendor	Approval
1022	6007-PLN-AGE-58-40-3010_SH1	Alpha CP North HTF Underground Crossing Lighting	Drawing	NA	ELEC-1 (TYP)	Vendor	Approval
1023	6007-PLN-AGE-58-40-3010_SH2	Alpha CP North HTF Underground Crossing Lighting	Drawing	NA	ELEC-1 (TYP)	Vendor	Approval
1024	6007-PLN-AGE-58-40-3011_SH1	Alpha CP North HTF Underground Crossing Details Drawing	Drawing	NA	ELEC-1 (TYP)	Vendor	Approval
1025	6007-PLN-AGE-58-40-3011_SH2	Alpha CP North HTF Underground Crossing Details Drawing	Drawing	NA	ELEC-1 (TYP)	Vendor	Approval
1026	6007-PLN-AGE-58-40-3020_SH1	Alpha CP South HTF Underground Crossing Lighting	Drawing	NA	ELEC-1 (TYP)	Vendor	Approval
1027	6007-PLN-AGE-58-40-3020_SH2	Alpha CP South HTF Underground Crossing Lighting	Drawing	NA	ELEC-1 (TYP)	Vendor	Approval
1028	6007-PLN-AGE-58-40-3021_SH1	Alpha CP South HTF Underground Crossing Details Drawing	Drawing	NA	ELEC-1 (TYP)	Vendor	Approval
1029	6007-PLN-AGE-58-40-3021_SH 2	Alpha CP South HTF Underground Crossing Details Drawing	Drawing	NA	ELEC-1 (TYP)	Vendor	Approval
1030	6007-CAL-AGE-67-52-4300	Calculations report	Calculation	NA	ELEC-1 (TYP)	Vendor	Approval
1031	6007-PLN-AGE-67-52-4300	Cover sheet	Drawing	NA	ELEC-1 (TYP)	Vendor	Approval
1032	6007-PLN-AGE-67-52-4320	General notes	Drawing	NA	ELEC-1 (TYP)	Vendor	Approval
1033	6007-PLN-AGE-67-52-4340	Foundation Plan	Drawing	NA	ELEC-1 (TYP)	Vendor	Approval
1034	6007-PLN-AGE-67-52-4341	Details	Drawing	NA	ELEC-1 (TYP)	Vendor	Approval
1035	6007-PLN-AGE-67-52-4342	Coordinates	Drawing	NA	ELEC-1 (TYP)	Vendor	Approval
1036	6007-CAL-AGE-67-52-8300	Calculations report	Calculation	NA	ELEC-1 (TYP)	Vendor	Approval
1037	6007-PLN-AGE-67-52-8300	Cover sheet	Drawing	NA	ELEC-1 (TYP)	Vendor	Approval
1038	6007-PLN-AGE-67-52-8320	General notes	Drawing	NA	ELEC-1 (TYP)	Vendor	Approval
1039	6007-PLN-AGE-67-52-8340	Foundation Plan	Drawing	NA	ELEC-1 (TYP)	Vendor	Approval
1040	6007-PLN-AGE-67-52-8341	Details	Drawing	NA	ELEC-1 (TYP)	Vendor	Approval
1041	6007-PLN-AGE-67-52-8342	Coordinates	Drawing	NA	ELEC-1 (TYP)	Vendor	Approval
1042	6007-CAL-AGE-00-40-0041	HTF Underground Crossing Tunnel Lightning Calculation	Calculation	NA	ELEC-1 (TYP)	Vendor	Approval
1043	6007-PLN-AGE-58-23-0042	Alpha Power Block Electrical Services For North HTF Underground Crossing Tunnel	Drawing	NA	ELEC-1 (TYP)	Vendor	Approval
1044	6007-PLN-AGE-58-23-0043	Alpha Power Block Electrical Services For South HTF Underground Crossing Tunnel	Drawing	NA	ELEC-1 (TYP)	Vendor	Approval
1045	6007-PLN-AGE-58-40-2010	Alpha Central Plant Ullage Overflow Platform Lightning Layout	Drawing	NA	ELEC-1 (TYP)	Vendor	Approval
1046	6007-PLN-AGE-58-40-3010_1	Alpha Central Plant North HTF Underground Crossing Lightning	Drawing	NA	ELEC-1 (TYP)	Vendor	Approval
1047	6007-PLN-AGE-58-40-3010_2	Alpha Central Plant North HTF Underground Crossing Lightning	Drawing	NA	ELEC-1 (TYP)	Vendor	Approval
1048	6007-PLN-AGE-58-40-3011_1	Alpha Central Plant North HTF Underground Crossing Detail Drawing	Drawing	NA	ELEC-1 (TYP)	Vendor	Approval
1049	6007-PLN-AGE-58-40-3011_2	Alpha Central Plant North HTF Underground Crossing Detail Drawing	Drawing	NA	ELEC-1 (TYP)	Vendor	Approval
1050	6007-PLN-AGE-58-40-3020_1	Alpha Central Plant South Underground Crossing Lightning	Drawing	NA	ELEC-1 (TYP)	Vendor	Approval
1051	6007-PLN-AGE-58-40-3020_2	Alpha Central Plant South Underground Crossing Lightning	Drawing	NA	ELEC-1 (TYP)	Vendor	Approval
1052	6007-PLN-AGE-58-40-3021_1	Alpha Central Plant South HTF Underground Crossing Detail Drawing	Drawing	NA	ELEC-1 (TYP)	Vendor	Approval
1053	6007-PLN-AGE-58-40-3021_2	Alpha Central Plant South HTF Underground Crossing Detail Drawing	Drawing	NA	ELEC-1 (TYP)	Vendor	Approval
1054	6007-PLN-AGE-58-40-6010	Beta Central Plant Ullage Overflow Platform Lightning Layout	Drawing	NA	ELEC-1 (TYP)	Vendor	Approval
1055	6007-PLN-AGE-67-31-2403	Utilites Area Water Treatment Lightning Layout	Drawing	NA	ELEC-1 (TYP)	Vendor	Approval
1056	6007-PLN-AGE-67-31-2404	Utilites Area Water Treatment Lightning Layout	Drawing	NA	ELEC-1 (TYP)	Vendor	Approval
1057	6007-PLN-AGE-67-31-2405	Water Treatment Area Lightning Fixture Schedule	Drawing	NA	ELEC-1 (TYP)	Vendor	Approval
1058	6007-PLN-AGE-67-31-2406	Utilites Area Water Treatment Lightning Circuit Groups	Drawing	NA	ELEC-1 (TYP)	Vendor	Approval
1059	6007-PLN-AGE-67-31-2407	Utilites Area Water Treatment Lightning Circuit Groups	Drawing	NA	ELEC-1 (TYP)	Vendor	Approval
1060	6007-PLN-AGE-67-31-2408	Utilites Area Water Treatment Lightning Layout	Drawing	NA	ELEC-1 (TYP)	Vendor	Approval
1061	6007-PLN-AGE-67-31-2409	Utilites Area WTP Emergency Lighting Layout	Drawing	NA	ELEC-1 (TYP)	Vendor	Approval
1062	6007-PLN-AGE-67-31-2412	Utilites Area Water Treatment Lightning Layout	Drawing	NA	ELEC-1 (TYP)	Vendor	Approval
1063	6007-PLN-AGE-67-31-6804	Utilites Area Water Treatment Lightning Layout-Beta	Drawing	NA	ELEC-1 (TYP)	Vendor	Approval
1064	6007-PLN-AGE-67-31-6807	Utilites Area Water Treatment Lightning Circuit Groups-Beta	Drawing	NA	ELEC-1 (TYP)	Vendor	Approval
1065	6007-PLN-AGE-67-31-6808	Utilites Area Water Treatment Lightning Layout-Beta	Drawing	NA	ELEC-1 (TYP)	Vendor	Approval
1066	6007-PLN-AGE-67-31-6809	Utilites Area WTP Emergency Lighting Layout-Beta	Drawing	NA	ELEC-1 (TYP)	Vendor	Approval
1067	6007-PLN-AGE-57-33-1004_R7	SF Barrier Fence Grounding Details	Drawing	NA	ELEC-1 (TYP)	Vendor	Approval
1068	6007-PLN-AGE-57-33-1005_R6	SF Perimeter and Wind Fence Grounding Details	Drawing	NA	ELEC-1 (TYP)	Vendor	Approval
1069	6007-PLN-AGE-57-33-1006_R6	SF Screening Fence Grounding Details	Drawing	NA	ELEC-1 (TYP)	Vendor	Approval
1070	6007-PLN-AGE-57-33-2501-1_R3	Fences Grounding Plan Alpha	Drawing	NA	ELEC-1 (TYP)	Vendor	Approval
1071	6007-PLN-AGE-57-33-2501-2_R3	Fences Grounding Plan Alpha	Drawing	NA	ELEC-1 (TYP)	Vendor	Approval
1072	6007-PLN-AGE-57-33-6501_R3	Fences Grounding Plan Beta	Drawing	NA	ELEC-1 (TYP)	Vendor	Approval
1073	6007-PLN-AGE-58-40-3010_Sht 1	ALPHA CENTRAL PLANT NORTH HTF UNDERGROUND CROSSING LIGHTING	Drawing	NA	ELEC-1 (TYP)	Vendor	Approval
1074	6007-PLN-AGE-58-40-3010_Sht 2	ALPHA CENTRAL PLANT NORTH HTF UNDERGROUND CROSSING LIGHTING	Drawing	NA	ELEC-1 (TYP)	Vendor	Approval
1075	6007-PLN-AGE-58-40-3011_Sht 1	ALPHA CENTRAL PLANT NORTH HTF UNDERGROUND CROSSING DETAILS DRAWING	Drawing	NA	ELEC-1 (TYP)	Vendor	Approval
1076	6007-PLN-AGE-58-40-3011_Sht 2	ALPHA CENTRAL PLANT NORTH HTF UNDERGROUND CROSSING DETAILS DRAWING	Drawing	NA	ELEC-1 (TYP)	Vendor	Approval
1077	6007-PLN-AGE-58-40-3020_Sht 1	ALPHA CENTRAL PLANT SOUTH HTF UNDERGROUND CROSSING LIGHTING	Drawing	NA	ELEC-1 (TYP)	Vendor	Approval
1078	6007-PLN-AGE-58-40-3020_Sht 2	ALPHA CENTRAL PLANT SOUTH HTF UNDERGROUND CROSSING LIGHTING	Drawing	NA	ELEC-1 (TYP)	Vendor	Approval
1079	6007-PLN-AGE-58-40-3021_Sht 1	ALPHA CENTRAL PLANT SOUTH HTF UNDERGROUND CROSSING DETAILS DRAWING	Drawing	NA	ELEC-1 (TYP)	Vendor	Approval
1080	6007-PLN-AGE-58-40-3021_Sht 2	ALPHA CENTRAL PLANT SOUTH HTF UNDERGROUND CROSSING DETAILS DRAWING	Drawing	NA	ELEC-1 (TYP)	Vendor	Approval
1081	6007-PLN-AGE-58-23-0042	ALPHA POWER BLOCK ELECTRICAL SERVICES FOR NORTH HTF UNDERGROUND CROSSING TUNNEL	Drawing	NA	ELEC-1 (TYP)	Vendor	Approval
1082	6007-PLN-AGE-58-23-0043	ALPHA POWER BLOCK ELECTRICAL SERVICES FOR SOUTH HTF UNDERGROUND CROSSING TUNNEL	Drawing	NA	ELEC-1 (TYP)	Vendor	Approval
1083	6007-PLN-AGE-58-40-2010	Alpha Central Plant. Ullage Overflow Platform Lighting Layout	Drawing	NA	ELEC-1 (TYP)	Vendor	Approval

Compliance No.: GEN-2
Job: Mojave Solar Project
Date: 02/06/14
Description: Electrical Site Drawings List - Alpha&Beta

Line No.	Sheet No.	Description	Type of Document	Revision Number	Applicable Condition of Certification	Vendor Supplied or EOR	Reason for Submittal
1084	6007-PLN-AGE-58-40-6010	Beta Central Plant. Ullage Overflow Platform Lighting Layout	Drawing	NA	ELEC-1 (TYP)	Vendor	Approval
1085	6007-CAL-AGE-43-40-0002	Lighting Calculation for WTP	Calculation	NA	ELEC-1 (TYP)	Vendor	Approval
1086	6007-PLN-AGE-67-31-2403	Water Treatment Area Lighting Layout_Alpha Plant	Drawing	NA	ELEC-1 (TYP)	Vendor	Approval
1087	6007-PLN-AGE-67-31-2404	Water Treatment Area Lighting Layout_Alpha Plant	Drawing	NA	ELEC-1 (TYP)	Vendor	Approval
1088	6007-PLN-AGE-67-31-2405	Water Treatment Area Fixture Schedule	Drawing	NA	ELEC-1 (TYP)	Vendor	Approval
1089	6007-PLN-AGE-67-31-2406	Water Treatment Area Lighting Circuit Groups_Alpha Plant	Drawing	NA	ELEC-1 (TYP)	Vendor	Approval
1090	6007-PLN-AGE-67-31-2407	Water Treatment Area Lighting Circuit Groups_Alpha Plant	Drawing	NA	ELEC-1 (TYP)	Vendor	Approval
1091	6007-PLN-AGE-67-31-2408	Water Treatment Area Lighting Circuit Groups_Alpha Plant	Drawing	NA	ELEC-1 (TYP)	Vendor	Approval
1092	6007-PLN-AGE-67-31-2409	Water Treatment Area Lighting Circuit Groups_Alpha Plant	Drawing	NA	ELEC-1 (TYP)	Vendor	Approval
1093	6007-PLN-AGE-67-31-2412	Water Treatment Area Lighting Details	Drawing	NA	ELEC-1 (TYP)	Vendor	Approval
1094	6007-PLN-AGE-67-31-2413	Water Treatment Area Lighting Layout_Alpha Plant	Drawing	NA	ELEC-1 (TYP)	Vendor	Approval
1095	6007-PLN-AGE-67-31-6803	Water Treatment Area Lighting Layout_Beta Plant	Drawing	NA	ELEC-1 (TYP)	Vendor	Approval
1096	6007-PLN-AGE-67-31-6804	Water Treatment Area Lighting Layout_Beta Plant	Drawing	NA	ELEC-1 (TYP)	Vendor	Approval
1097	6007-PLN-AGE-67-31-6806	Water Treatment Area Lighting Circuit Groups_BetaPlant	Drawing	NA	ELEC-1 (TYP)	Vendor	Approval
1098	6007-PLN-AGE-67-31-6807	Water Treatment Area Lighting Circuit Groups_Beta Plant	Drawing	NA	ELEC-1 (TYP)	Vendor	Approval
1099	6007-PLN-AGE-67-31-6808	Water Treatment Area Lighting Layout_Beta Plant	Drawing	NA	ELEC-1 (TYP)	Vendor	Approval
1100	6007-PLN-AGE-67-31-6809	Water Treatment Area Lighting Circuit Groups_Beta Plant	Drawing	NA	ELEC-1 (TYP)	Vendor	Approval
1101	6007-PLN-AGE-67-31-6813	Water Treatment Area Lighting Layout_Beta Plant	Drawing	NA	ELEC-1 (TYP)	Vendor	Approval
1102	QA1 ELEC-1-14 01_PC1	Response to BV Letter on Elec-1-14.01	Letter	NA	ELEC-1 (TYP)	Vendor	Approval
1103	6007-PLN-ATP-28-21-O100-2_R13	Alpha 5KV One Line MVSWGR 1 Bldg #22	Drawing	NA	ELEC-1 (TYP)	Vendor	Approval
1104	6007-PLN-ATP-00-21-O012_R1	Alpha Site Overview of LVSWGR-5 Building #22	Drawing	NA	ELEC-1 (TYP)	Vendor	Approval
1105	6007-PLN-ATP-00-21-O013_R1	Alpha Site Overview of LVSWGR-6 Building #22	Drawing	NA	ELEC-1 (TYP)	Vendor	Approval
1106	6007-PLN-ATP-00-21-O014_R1	Alpha 480V One Line LVSWGR 13 Bldg #22 Overview	Drawing	NA	ELEC-1 (TYP)	Vendor	Approval
1107	6007-PLN-ATP-27-21-O160_R10	Alpha 480V One Line LVSWGR 5 Bldg #22	Drawing	NA	ELEC-1 (TYP)	Vendor	Approval
1108	6007-PLN-ATP-27-21-O181_R6	Alpha 480V Single-Line LVSWGR-6 Building #22	Drawing	NA	ELEC-1 (TYP)	Vendor	Approval
1109	6007-PLN-ATP-27-21-O190-1_R7	Alpha 480V One Line LVSWGR 13 Bldg #22	Drawing	NA	ELEC-1 (TYP)	Vendor	Approval
1110	6007-PLN-ATP-27-21-O190-2_R7	Alpha 480V One Line LVSWGR 13 Bldg #22	Drawing	NA	ELEC-1 (TYP)	Vendor	Approval
1111	6007-PLN-ATP-27-21-O190-3_R5	Alpha 480V One Line LVSWGR 13 Bldg #22	Drawing	NA	ELEC-1 (TYP)	Vendor	Approval
1112	6007-PLN-ATP-27-21-O190-4_R5	Alpha 480V One Line LVSWGR 13 Bldg #22	Drawing	NA	ELEC-1 (TYP)	Vendor	Approval
1113	6007-PLN-ATP-27-21-O305_R9	Alpha 480V Single-Line MCC-51 Building #22	Drawing	NA	ELEC-1 (TYP)	Vendor	Approval
1114	6007-PLN-ATP-27-21-O335_R8	Alpha 480V Single-Line MCC-62 Building #22	Drawing	NA	ELEC-1 (TYP)	Vendor	Approval
1115	6007-PLN-ATP-27-23-P351-1_R5	Alpha Electrical Panel PP 1308 & PP 130806 Bldg #22	Drawing	NA	ELEC-1 (TYP)	Vendor	Approval
1116	6007-PLN-ATP-27-23-P351-2_R2	Alpha Electrical Panel PP 1308 & PP 130806 Bldg #22	Drawing	NA	ELEC-1 (TYP)	Vendor	Approval
1117	6007-PLN-ATP-27-23-P505_R9	Alpha Electrical Panel PP-52 & PP-5211 Building #22	Drawing	NA	ELEC-1 (TYP)	Vendor	Approval
1118	6007-PLN-ATP-27-23-P510_R8	Alpha Electrical Panel PP-53 Building #22	Drawing	NA	ELEC-1 (TYP)	Vendor	Approval
1119	6007-PLN-ATP-27-23-P511_R8	Alpha Electrical Panel PP-5304 Building #22	Drawing	NA	ELEC-1 (TYP)	Vendor	Approval
1120	6007-PLN-ATP-27-23-P512-1_R5	Alpha Electrical Lighting Panel LP-5305 Building #22	Drawing	NA	ELEC-1 (TYP)	Vendor	Approval
1121	6007-PLN-ATP-27-23-P512-2_R4	Alpha Electrical Lighting Panel LP-5305 Building #22	Drawing	NA	ELEC-1 (TYP)	Vendor	Approval
1122	6007-PLN-ATP-27-23-P530-1_R6	Alpha Electrical UPS Panel UPSP 1312 Bldg #22	Drawing	NA	ELEC-1 (TYP)	Vendor	Approval
1123	6007-PLN-ATP-27-23-P530-2_R4	Alpha Electrical UPS Panel UPSP 1312 Bldg #22	Drawing	NA	ELEC-1 (TYP)	Vendor	Approval
1124	6007-PLN-ATP-27-23-P570_R3	Alpha One-Line Diagram DCP-362030110 Building #22	Drawing	NA	ELEC-1 (TYP)	Vendor	Approval
1125	6007-PLN-ATP-28-21-O200-2_R13	Beta One Line 5KV MVSWGR 2 Bldg #22	Drawing	NA	ELEC-1 (TYP)	Vendor	Approval
1126	6007-PLN-ATP-00-21-O022_R1	Beta 480V One Line LVSWGR 15 Bldg #22 Overview	Drawing	NA	ELEC-1 (TYP)	Vendor	Approval
1127	6007-PLN-ATP-00-21-O023_R1	Beta Site Overview Of LVSWGR-16 Building #22	Drawing	NA	ELEC-1 (TYP)	Vendor	Approval
1128	6007-PLN-ATP-00-21-O024_R1	Beta 480V One Line LVSWGR 113 Bldg #22 Overview	Drawing	NA	ELEC-1 (TYP)	Vendor	Approval
1129	6007-PLN-ATP-27-21-O260_R11	Beta 480V One Line LVSWGR 15 Bldg #22	Drawing	NA	ELEC-1 (TYP)	Vendor	Approval
1130	6007-PLN-ATP-27-21-O281_R6	Beta 480V Single-Line LVSWGR-16 Building #22	Drawing	NA	ELEC-1 (TYP)	Vendor	Approval
1131	6007-PLN-ATP-27-21-O290-1_R7	Beta 480V One Line LVSWGR 113 Bldg #22	Drawing	NA	ELEC-1 (TYP)	Vendor	Approval
1132	6007-PLN-ATP-27-21-O290-2_R7	Beta 480V One Line LVSWGR 113 Bldg #22	Drawing	NA	ELEC-1 (TYP)	Vendor	Approval
1133	6007-PLN-ATP-27-21-O290-3_R5	Beta 480V One Line LVSWGR 113 Bldg #22	Drawing	NA	ELEC-1 (TYP)	Vendor	Approval
1134	6007-PLN-ATP-27-21-O290-4_R5	Beta 480V One Line LVSWGR 113 Bldg #22	Drawing	NA	ELEC-1 (TYP)	Vendor	Approval
1135	6007-PLN-ATP-27-21-O405_R9	Beta 480V One Line MCC 151 Bldg #22	Drawing	NA	ELEC-1 (TYP)	Vendor	Approval
1136	6007-PLN-ATP-27-21-O435_R8	Beta 480V Single-Line MCC-162 Building #22	Drawing	NA	ELEC-1 (TYP)	Vendor	Approval
1137	6007-PLN-ATP-27-23-P451-1_R5	Beta Electrical Panel PP 11308 & PP 1130806 Bldg #22	Drawing	NA	ELEC-1 (TYP)	Vendor	Approval
1138	6007-PLN-ATP-27-23-P451-2_R2	Beta Electrical Panel PP 11308 & PP 1130806 Bldg #22	Drawing	NA	ELEC-1 (TYP)	Vendor	Approval
1139	6007-PLN-ATP-27-23-P605_R9	Beta Electrical panel PP 152 Bldg #22	Drawing	NA	ELEC-1 (TYP)	Vendor	Approval
1140	6007-PLN-ATP-27-23-P610_R8	Beta Electrical panel PP 153 Bldg #22	Drawing	NA	ELEC-1 (TYP)	Vendor	Approval
1141	6007-PLN-ATP-27-23-P611_R8	Beta Electrical panel PP 15307 Bldg #22	Drawing	NA	ELEC-1 (TYP)	Vendor	Approval
1142	6007-PLN-ATP-27-23-P612-1_R5	Beta Electrical Lighting Panel LP 5305 Bldg #22	Drawing	NA	ELEC-1 (TYP)	Vendor	Approval
1143	6007-PLN-ATP-27-23-P612-2_R4	Beta Electrical Lighting Panel LP 5305 Bldg #22	Drawing	NA	ELEC-1 (TYP)	Vendor	Approval
1144	6007-PLN-ATP-27-23-P630-1_R6	Beta Electrical Panel UPSP 11312 Bldg #22	Drawing	NA	ELEC-1 (TYP)	Vendor	Approval
1145	6007-PLN-ATP-27-23-P630-2_R4	Beta Electrical Panel UPSP 11312 Bldg #22	Drawing	NA	ELEC-1 (TYP)	Vendor	Approval
1146	6007-PLN-ATP-27-23-P670_R3	Beta Electrical Panel DCP1362030110 Bldg #22	Drawing	NA	ELEC-1 (TYP)	Vendor	Approval
1147	6007-PLN-AGE-00-21-O015_R0	Alpha Site Overview Of LVSWGR-36 Building #27	Drawing	NA	ELEC-1 (TYP)	Vendor	Approval
1148	6007-PLN-ATP-27-21-O175_R11	Alpha 480V Single-Line LVSWGR-36 Building #27	Drawing	NA	ELEC-1 (TYP)	Vendor	Approval
1149	6007-PLN-AGE-27-21-O355_R6	Alpha 480V Single-Line MCC 1303 Bldg #27	Drawing	NA	ELEC-1 (TYP)	Vendor	Approval
1150	6007-PLN-AGE-27-21-O551_R4	Alpha One Line MCC Bldg #27	Drawing	NA	ELEC-1 (TYP)	Vendor	Approval
1151	6007-PLN-AGE-27-21-P553_R4	Alpha Electrical panel PP 1301 Bldg #27	Drawing	NA	ELEC-1 (TYP)	Vendor	Approval
1152	6007-PLN-AGE-27-21-P555_R5	Alpha One-Line Diagram DCP-3620301 Building #27	Drawing	NA	ELEC-1 (TYP)	Vendor	Approval
1153	6007-PLN-AGE-27-21-P556_R1	Alpha Receptacle Panel RP-36206 Electrical Room 27	Drawing	NA	ELEC-1 (TYP)	Vendor	Approval
1154	6007-PLN-AGE-27-23-P550-1_R9	Alpha One-Line UPS-36203, Bldg #27	Drawing	NA	ELEC-1 (TYP)	Vendor	Approval
1155	6007-PLN-AGE-27-23-P550-2_R8	Alpha One-Line UPS-36203, Bldg #27	Drawing	NA	ELEC-1 (TYP)	Vendor	Approval
1156	6007-PLN-AGE-43-20-0009-1_R6	Outdoor Lighting Panel Single Line Diagram, Alpha Plant, LP-36209	Drawing	NA	ELEC-1 (TYP)	Vendor	Approval
1157	6007-PLN-AGE-43-20-0009-2_R6	Outdoor Lighting Panel Single Line Diagram, Alpha Plant, LP-36209	Drawing	NA	ELEC-1 (TYP)	Vendor	Approval
1158	6007-PLN-ATP-27-21-P528_R2	Alpha Electrical Panel PP-36212 Building #27	Drawing	NA	ELEC-1 (TYP)	Vendor	Approval
1159	6007-PLN-ATP-27-23-P535_R11	Alpha Electrical panel PP-362 Bldg #27	Drawing	NA	ELEC-1 (TYP)	Vendor	Approval
1160	6007-PLN-ATP-27-23-P536_R10	Alpha Electrical Panel PP-36205 Building #27	Drawing	NA	ELEC-1 (TYP)	Vendor	Approval
1161	6007-PLN-AGE-00-21-O025_R0	Beta 480V One-Line LVSWG-136, Bldg #27 Overview	Drawing	NA	ELEC-1 (TYP)	Vendor	Approval
1162	6007-PLN-ATP-27-21-O275_R10	Beta 480V One-Line LVSWGR-136, Bldg #27	Drawing	NA	ELEC-1 (TYP)	Vendor	Approval
1163	6007-PLN-AGE-27-21-O455_R6	Beta 480V Single-Line MCC 11303 Bldg #27	Drawing	NA	ELEC-1 (TYP)	Vendor	Approval
1164	6007-PLN-AGE-27-21-O651_R4	Beta One Line MCC Bldg #27	Drawing	NA	ELEC-1 (TYP)	Vendor	Approval
1165	6007-PLN-AGE-27-21-P653_R4	Beta Electrical panel PP 11301 Bldg #27	Drawing	NA	ELEC-1 (TYP)	Vendor	Approval
1166	6007-PLN-AGE-27-21-P655_R4	Beta Electrical panel DCP-1362301 Bldg #27	Drawing	NA	ELEC-1 (TYP)	Vendor	Approval
1167	6007-PLN-AGE-27-21-P656_R1	Beta Panel RP 136206 Bldg #27	Drawing	NA	ELEC-1 (TYP)	Vendor	Approval
1168	6007-PLN-AGE-27-23-P650-1_R8	Beta One Line UPSP-11310 Bldg #27	Drawing	NA	ELEC-1 (TYP)	Vendor	Approval
1169	6007-PLN-AGE-27-23-P650-2_R8	Beta One Line UPSP-11310 Bldg #27	Drawing	NA	ELEC-1 (TYP)	Vendor	Approval
1170	6007-PLN-AGE-43-20-0017-1_R6	Outdoor Lighting Panel Single Line Diagram, Beta Plant, LP-136209	Drawing	NA	ELEC-1 (TYP)	Vendor	Approval
1171	6007-PLN-AGE-43-20-0017-2_R6	Outdoor Lighting Panel Single Line Diagram, Beta Plant, LP-136209	Drawing	NA	ELEC-1 (TYP)	Vendor	Approval
1172	6007-PLN-ATP-27-21-P628_R2	Beta Panel PP 136212 Bldg #27	Drawing	NA	ELEC-1 (TYP)	Vendor	Approval
1173	6007-PLN-ATP-27-23-P635_R10	Beta Electrical Panel PP 1362, Bldg #27	Drawing	NA	ELEC-1 (TYP)	Vendor	Approval
1174	6007-PLN-ATP-27-23-P636_R9	Beta Panel PP 136208, Bldg #27	Drawing	NA	ELEC-1 (TYP)	Vendor	Approval
1175	6007-PLN-ATP-00-21-O011_R0	Alpha Site Overview Of LVSWGR-401 Building #26	Drawing	NA	ELEC-1 (TYP)	Vendor	Approval
1176	6007-PLN-ATP-27-21-O170_R12	Alpha 480V One Line LVSWGR 401 Bldg #26	Drawing	NA	ELEC-1 (TYP)	Vendor	Approval
1177	6007-PLN-ATP-27-21-O325_R10	Alpha Site 480V Single-Line MCC-4011 Building #26	Drawing	NA	ELEC-1 (TYP)	Vendor	Approval
1178	6007-PLN-ATP-27-21-O340_R9	Alpha Site 480V Single-Line MCC-4012 Building #26	Drawing	NA	ELEC-1 (TYP)	Vendor	Approval
1179	6007-PLN-ATP-27-23-P525-1_R10	Alpha Electrical Panel PP-4013 & PP-40136 Building #26	Drawing	NA	ELEC-1 (TYP)	Vendor	Approval
1180	6007-PLN-ATP-27-23-P525-2_R3	Alpha Electrical Panel PP-4013 & PP-40136 Building #26	Drawing	NA	ELEC-1 (TYP)	Vendor	Approval
1181	6007-PLN-ATP-27-23-P525-3_R4	Alpha Electrical Panel PP-4013 & PP-40136 Building #26	Drawing	NA	ELEC-1 (TYP)	Vendor	Approval
1182	6007-PLN-ATP-27-23-P527_R4	Alpha Electrical Lighting Panel LP-401301 Building #26	Drawing	NA	ELEC-1 (TYP)	Vendor	Approval
1183	6007-PLN-ATP-27-23-P575_R2	Alpha Electrical Panel PP 13101220 Bldg #26	Drawing	NA	ELEC-1 (TYP)	Vendor	Approval
1184	6007-PLN-ATP-00-21-O021_R0	Beta Site Overview Of LVSWGR-1401 Building #26	Drawing	NA	ELEC-1 (TYP)	Vendor	Approval
1185	6007-PLN-ATP-27-21-O270_R12	Beta 480 V One Line LVSWGR 1401 Bldg #26	Drawing	NA	ELEC-1 (TYP)	Vendor	Approval
1186	6007-PLN-ATP-27-21-O425_R10	Beta 480V Single-Line MCC-14011 Building #26	Drawing	NA	ELEC-1 (TYP)	Vendor	Approval
1187	6007-PLN-ATP-27-21-O440_R9	Beta 480V Single-Line MCC-14012 Building #26	Drawing	NA	ELEC-1 (TYP)	Vendor	Approval
1188	6007-PLN-ATP-27-23-P625-1_R9	Beta Electrical Panel PP-14013 & PP-140136 Building #26	Drawing	NA	ELEC-1 (TYP)	Vendor	Approval
1189	6007-PLN-ATP-27-23-P625-2_R3	Beta Electrical Panel PP-14013 & PP-1401316 Building #26	Drawing	NA	ELEC-1 (TYP)	Vendor	Approval
1190	6007-PLN-ATP-27-23-P625-3_R4	Beta Electrical Panel PP-14013 & PP-1401316 Building #26	Drawing	NA	ELEC-1 (TYP)	Vendor	Approval
1191	6007-PLN-ATP-27-23-P627_R4	Beta Electrical Lighting Panel LP-1401301 Building #26	Drawing	NA	ELEC-1 (TYP)	Vendor	Approval
1192	6007-PLN-ATP-27-23-P675_R2	Beta Electrical Panel PP 113101220 Bldg #26	Drawing	NA	ELEC-1 (TYP)	Vendor	Approval
1193	6007-PLN-ATP-27-23-P506-1_R4	Alpha Water Treatment Panel PP-5201	Drawing	NA	ELEC-1 (TYP)	Vendor	Approval
1194	6007-PLN-ATP-27-23-P506-2_R5	Alpha Water Treatment Panel PP-5201	Drawing	NA	ELEC-1 (TYP)	Vendor	Approval
1195	6007-PLN-ATP-27-23-P507_R4	Alpha Water Treatment Panel PP-5202	Drawing	NA	ELEC-1 (TYP)	Vendor	Approval
1196	6007-PLN-ATP-27-23-P606-1_R5	Beta Water Treatment Panel PP-15201	Drawing	NA	ELEC-1 (TYP)	Vendor	Approval
1197	6007-PLN-ATP-27-23-P606-2_R5	Beta Water Treatment Panel PP-15201	Drawing	NA	ELEC-1 (TYP)	Vendor	Approval
1198	6007-PLN-ATP-27-23-P607_R4	Beta Water Treatment Panel PP-15202	Drawing	NA	ELEC-1 (TYP)	Vendor	Approval
1199	6007-PLN-ATP-27-21-O181_R8	Alpha 480V Single-Line LVSWGR-6 Building #22	Drawing	NA	ELEC-1 (TYP)	Vendor	Approval
1200	6007-PLN-ATP-27-23-P505_R10	Alpha Electrical Panel PP-52 & PP-5211 Building #22	Drawing	NA	ELEC-1 (TYP)	Vendor	Approval
1201	6007-PLN-ATP-27-21-O281_R8	Beta 480V Single-Line LVSWGR-16 Building #22	Drawing	NA	ELEC-1 (TYP)	Vendor	Approval
1202	6007-PLN-ATP-27-23-P605_R10	Beta Electrical panel PP 152 Bldg #22	Drawing	NA	ELEC-1 (TYP)	Vendor	Approval
1203	6007-PLN-ATP-27-21-O175_R12	Alpha 480V Single-Line LVSWGR-36 Building #27	Drawing	NA	ELEC-1 (TYP)	Vendor	Approval
1204	6007-PLN-AGE-27-21-P555_R6	Alpha One-Line Diagram DCP-3620301 Building #27	Drawing	NA	ELEC-1 (TYP)	Vendor	Approval

Compliance No.: GEN-2
Job: Mojave Solar Project
Date: 02/06/14
Description: Electrical Site Drawings List - Alpha&Beta

Line No.	Sheet No.	Description	Type of Document	Revision Number	Applicable Condition of Certification	Vendor Supplied or EOR	Reason for Submittal
1205	6007-PLN-AGE-27-23-P550-1_R10	Alpha One-Line UPS-36203, Bldg #27	Drawing	NA	ELEC-1 (TYP)	Vendor	Approval
1206	6007-PLN-AGE-27-23-P550-2_R9	Alpha One-Line UPS-36203, Bldg #27	Drawing	NA	ELEC-1 (TYP)	Vendor	Approval
1207	6007-PLN-ATP-27-21-O275_R11	Beta 480V One-Line LVSWGR-136, Bldg #27	Drawing	NA	ELEC-1 (TYP)	Vendor	Approval
1208	6007-PLN-AGE-27-21-P655_R5	Beta Electrical panel DCP-1362301 Bldg #27	Drawing	NA	ELEC-1 (TYP)	Vendor	Approval
1209	6007-PLN-AGE-27-23-P650-1_R9	Beta One Line UPSP-11310 Bldg #27	Drawing	NA	ELEC-1 (TYP)	Vendor	Approval
1210	6007-PLN-AGE-27-23-P650-2_R9	Beta One Line UPSP-11310 Bldg #27	Drawing	NA	ELEC-1 (TYP)	Vendor	Approval
1211	6007-PLN-ATP-27-21-O340_R10	Alpha Site 480V Single-Line MCC-4012 Building #26	Drawing	NA	ELEC-1 (TYP)	Vendor	Approval
1212	6007-PLN-ATP-27-21-O440_R10	Beta 480V Single-Line MCC-14012 Building #26	Drawing	NA	ELEC-1 (TYP)	Vendor	Approval
1213	6007-PLN-ATP-27-23-P506-1_R9	Alpha Water Treatment Panel PP-5201	Drawing	NA	ELEC-1 (TYP)	Vendor	Approval
1214	6007-PLN-ATP-27-23-P506-2_R6	Alpha Water Treatment Panel PP-5201	Drawing	NA	ELEC-1 (TYP)	Vendor	Approval
1215	6007-PLN-ATP-27-23-P507-1_R8	Alpha Electrical Panel PP-5202 Water Treatment Area	Drawing	NA	ELEC-1 (TYP)	Vendor	Approval
1216	6007-PLN-ATP-27-23-P507-2_R1	Alpha Electrical Panel PP-5202 Water Treatment Area	Drawing	NA	ELEC-1 (TYP)	Vendor	Approval
1217	6007-PLN-ATP-27-23-P606-1_R10	Beta Water Treatment Panel PP-15201	Drawing	NA	ELEC-1 (TYP)	Vendor	Approval
1218	6007-PLN-ATP-27-23-P606-2_R7	Beta Water Treatment Panel PP-15201	Drawing	NA	ELEC-1 (TYP)	Vendor	Approval
1219	6007-PLN-ATP-27-23-P607-1_R8	Beta Water Treatment Panel PP-15202	Drawing	NA	ELEC-1 (TYP)	Vendor	Approval
1220	6007-PLN-ATP-27-23-P607-2_R1	Beta Water Treatment Panel PP-15202	Drawing	NA	ELEC-1 (TYP)	Vendor	Approval
1221	6007-PLN-AGE-57-33-2201_R3	Alpha SF 101 Bldg Grounding Plan Substation 101 Sub 001 Grounding Plan	Drawing	NA	ELEC-1 (TYP)	Vendor	Approval
1222	6007-PLN-AGE-57-33-2202_R3	Alpha SF 102 Bldg Grounding Plan Substation 102 Sub 001 Grounding Plan	Drawing	NA	ELEC-1 (TYP)	Vendor	Approval
1223	6007-PLN-AGE-57-33-2203_R3	Alpha SF 103 Bldg Grounding Plan Substation 103 Sub 001 Grounding Plan	Drawing	NA	ELEC-1 (TYP)	Vendor	Approval
1224	6007-PLN-AGE-57-33-2204_R3	Alpha SF 104 Bldg Grounding Plan Substation 104 Sub 001 Grounding Plan	Drawing	NA	ELEC-1 (TYP)	Vendor	Approval
1225	6007-PLN-AGE-57-33-6205_R3	Alpha SF 105 Bldg Grounding Plan Substation 105 Sub 001 Grounding Plan	Drawing	NA	ELEC-1 (TYP)	Vendor	Approval
1226	6007-PLN-AGE-57-33-6206_R3	Alpha SF 106 Bldg Grounding Plan Substation 106 Sub 001 Grounding Plan	Drawing	NA	ELEC-1 (TYP)	Vendor	Approval
1227	6007-PLN-AGE-57-33-6207_R3	Alpha SF 107 Bldg Grounding Plan Substation 107 Sub 001 Grounding Plan	Drawing	NA	ELEC-1 (TYP)	Vendor	Approval
1228	6007-PLN-AGE-57-33-6208_R3	Alpha SF 108 Bldg Grounding Plan Substation 108 Sub 001 Grounding Plan	Drawing	NA	ELEC-1 (TYP)	Vendor	Approval
1229	6007-PLN-AGE-57-33-6209_R3	Alpha SF 109 Bldg Grounding Plan Substation 109 Sub 001 Grounding Plan	Drawing	NA	ELEC-1 (TYP)	Vendor	Approval
1230	ELEC-1-24.00_PC1	Solar Fi eld Building layouts and Ductbanks Plans	Letter	NA	ELEC-1 (TYP)	Vendor	Approval
1231	6007-ESP-AGE-57-38-0001_R1	Specification For Electrical Room in Solar Field	Spec	NA	ELEC-1 (TYP)	Vendor	Approval
1232	6007-PLN-AGE-67-31-2410	Utilities Area WTA Emergency Lighting Layout (Outdoor) Alpha Plant	Drawing	NA	ELEC-1 (TYP)	Vendor	Approval
1233	6007-PLN-AGE-67-31-2414	Utilities Area WTA Emergency Lighting Circuit Groups Alpha Plant	Drawing	NA	ELEC-1 (TYP)	Vendor	Approval
1234	6007-PLN-AGE-67-31-6810	Utilites Area WTA Emergency Lighting Layout (Outdoor) Beta Plant	Drawing	NA	ELEC-1 (TYP)	Vendor	Approval
1235	6007-PLN-AGE-67-31-6814	Utilities Area WTA Emergency Lighting Circuit Groups Beta Plant	Drawing	NA	ELEC-1 (TYP)	Vendor	Approval
1236	6007-PLN-AGE-00-31-0090	Beta Plant Underground Ductbank Profiles Power Block & Utilites Area	Drawing	NA	ELEC-1 (TYP)	Vendor	Approval
1237	6007-PLN-AGE-00-31-0091	Alpha Plant Underground Ductbank Profiles Power Block & Utilites Area	Drawing	NA	ELEC-1 (TYP)	Vendor	Approval
1238	6007-PLN-AGE-00-31-0092	Alpha Plant Underground Ductbank Profiles Power Block & Utilites Area	Drawing	NA	ELEC-1 (TYP)	Vendor	Approval
1239	6007-PLN-AGE-00-31-0095	Beta Plant Manholes Details. MH-B5 Power Block & Utilites	Drawing	NA	ELEC-1 (TYP)	Vendor	Approval
1240	6007-PLN-ATP-27-23-P576_R4	Alpha One-Line Fire Protec Sys 480V Buldg #2	Drawing	NA	ELEC-1 (TYP)	Vendor	Approval
1241	6007-PLN-ATP-27-23-P676_R4	Beta One-Line Fire Protec Sys 480V Buldg #2	Drawing	NA	ELEC-1 (TYP)	Vendor	Approval
1242	6007-PLN-AGE-25-31-0001_R3	PB area Lighting Details	Drawing	NA	ELEC-1 (TYP)	Vendor	Approval
1243	6007-PLN-AGE-43-20-0002_R4	Outdoor Lighting Pole Details Drawings	Drawing	NA	ELEC-1 (TYP)	Vendor	Approval
1244	6007-PLN-AGE-43-20-0031_R4	Outdoor Lighting System and Receptacle Details	Drawing	NA	ELEC-1 (TYP)	Vendor	Approval
1245	6007-PLN-AGE-67-31-2411_R1	Utilities area Lighting Details	Drawing	NA	ELEC-1 (TYP)	Vendor	Approval
1246	6007-PLN-AGE-43-20-0034_R4	Electrical Lighting Contractor Schematics, Alpha Bldg #27 & Valve Shed	Drawing	NA	ELEC-1 (TYP)	Vendor	Approval
1247	6007-PLN-AGE-43-20-0035_R4	Electrical Lighting Contractor Schematics, Beta Bldg #27	Drawing	NA	ELEC-1 (TYP)	Vendor	Approval
1248	6007-PLN-AGE-21-31-2111_R5	SG area Lighting Layout, Alpha	Drawing	NA	ELEC-1 (TYP)	Vendor	Approval
1249	6007-PLN-AGE-21-31-2112_R4	SG area Lighting Outdoor Layout Unit B, Alpha	Drawing	NA	ELEC-1 (TYP)	Vendor	Approval
1250	6007-PLN-AGE-21-31-2113_R4	SG Area Lighting Layout Unit A, Alpha	Drawing	NA	ELEC-1 (TYP)	Vendor	Approval
1251	6007-PLN-AGE-21-31-2114_R5	SG area outdoor Lighting Layout Reheaters, Alpha	Drawing	NA	ELEC-1 (TYP)	Vendor	Approval
1252	6007-PLN-AGE-21-31-2116_R1	SG area Emergency Lighting Layout, Alpha Unit A	Drawing	NA	ELEC-1 (TYP)	Vendor	Approval
1253	6007-PLN-AGE-21-31-2117_R1	SG area Emergency Lighting Layout, Alpha Unit B	Drawing	NA	ELEC-1 (TYP)	Vendor	Approval
1254	6007-PLN-AGE-21-31-2121_R3	SG area Lighting Detail, Alpha	Drawing	NA	ELEC-1 (TYP)	Vendor	Approval
1255	6007-PLN-AGE-25-31-2301_R5	PB area Lighting Layout Alpha	Drawing	NA	ELEC-1 (TYP)	Vendor	Approval
1256	6007-PLN-AGE-25-31-2302_R3	PB area STG AUX, Equipment Structure Lighting layout, alpha	Drawing	NA	ELEC-1 (TYP)	Vendor	Approval
1257	6007-PLN-AGE-25-31-2303_R3	PB area STG AUX Equipment structure Lighting Layout Alpha	Drawing	NA	ELEC-1 (TYP)	Vendor	Approval
1258	6007-PLN-AGE-25-31-2304_R3	PB area STG AUX Equipment Structure Lighting Layout Alpha	Drawing	NA	ELEC-1 (TYP)	Vendor	Approval
1259	6007-PLN-AGE-25-31-2305_R3	PB area STG AUX Equipment Structure Lighting Layout Alpha	Drawing	NA	ELEC-1 (TYP)	Vendor	Approval
1260	6007-PLN-AGE-25-31-2306_R2	PB STG Lighting Layout Alpha	Drawing	NA	ELEC-1 (TYP)	Vendor	Approval
1261	6007-PLN-AGE-25-31-2307_R0	PB Lube Oil Lighting Layout Alpha	Drawing	NA	ELEC-1 (TYP)	Vendor	Approval
1262	6007-PLN-AGE-25-31-2308_R0	PB STG Aux Equipment Structure Emergency Lighting, Alpha	Drawing	NA	ELEC-1 (TYP)	Vendor	Approval
1263	6007-PLN-AGE-25-31-2309_R0	PB STG Emergency Lighting Layout, Alpha	Drawing	NA	ELEC-1 (TYP)	Vendor	Approval
1264	6007-PLN-AGE-25-31-2310_R2	PB Area Emergency Lighting Layout, Alpha	Drawing	NA	ELEC-1 (TYP)	Vendor	Approval
1265	6007-PLN-AGE-25-31-2311_R0	PB Lube Oil Emergency Lighting Layout, Alpha	Drawing	NA	ELEC-1 (TYP)	Vendor	Approval
1266	6007-PLN-AGE-43-20-0008-1_R6	Alpha Power Block Central Plant Lighting Layout	Drawing	NA	ELEC-1 (TYP)	Vendor	Approval
1267	6007-PLN-AGE-43-20-0008-2_R6	Alpha Power Block Central Plant Lighting Layout	Drawing	NA	ELEC-1 (TYP)	Vendor	Approval
1268	6007-PLN-AGE-43-20-0008-3_R6	Alpha Power Block Central Plant Lighting Layout	Drawing	NA	ELEC-1 (TYP)	Vendor	Approval
1269	6007-PLN-AGE-58-40-2010_R6	Alpha Central Plant Ulage Overflow Platform Lighting Layout	Drawing	NA	ELEC-1 (TYP)	Vendor	Approval
1270	6007-PLN-AGE-67-31-2401_R3	Utilities Area Lighting Layout -Standard Alpha	Drawing	NA	ELEC-1 (TYP)	Vendor	Approval
1271	6007-PLN-AGE-67-31-2402_R4	Utilities Area Lighting Layout Standard Alpha	Drawing	NA	ELEC-1 (TYP)	Vendor	Approval
1272	6007-PLN-AGE-67-31-2415_R1	Utilities Area Emergency Lighting Layout, Alpha	Drawing	NA	ELEC-1 (TYP)	Vendor	Approval
1273	6007-PLN-AGE-21-31-6111_R5	SG Lighting Layout, Beta	Drawing	NA	ELEC-1 (TYP)	Vendor	Approval
1274	6007-PLN-AGE-21-31-6112_R4	SG Area Outdoor Lighting Layout Unit B, Beta	Drawing	NA	ELEC-1 (TYP)	Vendor	Approval
1275	6007-PLN-AGE-21-31-6113_R4	SG Area Lighting Layout Unit A, Beta	Drawing	NA	ELEC-1 (TYP)	Vendor	Approval
1276	6007-PLN-AGE-21-31-6114_R5	SG Area Outdoor Lighting Layout Reheaters, Beta	Drawing	NA	ELEC-1 (TYP)	Vendor	Approval
1277	6007-PLN-AGE-21-31-6116_R1	SG Area Emergency Lighting Layout, Beta Unit A	Drawing	NA	ELEC-1 (TYP)	Vendor	Approval
1278	6007-PLN-AGE-21-31-6117_R1	SG Area Emergency Lighting Layout, Beta Unit B	Drawing	NA	ELEC-1 (TYP)	Vendor	Approval
1279	6007-PLN-AGE-21-31-6121_R3	SG Area Lighting Detail, Beta	Drawing	NA	ELEC-1 (TYP)	Vendor	Approval
1280	6007-PLN-AGE-25-31-6701_R5	PB Area Lighting Layout Beta STG Aux	Drawing	NA	ELEC-1 (TYP)	Vendor	Approval
1281	6007-PLN-AGE-25-31-6702_R3	PB Area STG AUX Equipment Structure Lighting Layout Beta	Drawing	NA	ELEC-1 (TYP)	Vendor	Approval
1282	6007-PLN-AGE-25-31-6703_R3	PB Area STG AUX Equipment Structure Lighting Layout Beta	Drawing	NA	ELEC-1 (TYP)	Vendor	Approval
1283	6007-PLN-AGE-25-31-6704_R3	PB Area STG AUX Equipment Structure Lighting Layout Beta	Drawing	NA	ELEC-1 (TYP)	Vendor	Approval
1284	6007-PLN-AGE-25-31-6705_R3	PB Area STG AUX Equipment Structure Lighting Layout Beta	Drawing	NA	ELEC-1 (TYP)	Vendor	Approval
1285	6007-PLN-AGE-25-31-6706_R2	PB Area STG AUX Equipment Structure Lighting Layout Beta	Drawing	NA	ELEC-1 (TYP)	Vendor	Approval
1286	6007-PLN-AGE-25-31-6707_R0	PB Lube Oil Lighting Layout Beta	Drawing	NA	ELEC-1 (TYP)	Vendor	Approval
1287	6007-PLN-AGE-25-31-6708_R0	PB Area STG Aux Equipment Structure Emergency Lighting, Beta	Drawing	NA	ELEC-1 (TYP)	Vendor	Approval
1288	6007-PLN-AGE-25-31-6709_R0	PB STG Emergency Lighting Layout, Beta	Drawing	NA	ELEC-1 (TYP)	Vendor	Approval
1289	6007-PLN-AGE-25-31-6710_R1	PB Area Emergency Lighting Layout, Beta	Drawing	NA	ELEC-1 (TYP)	Vendor	Approval
1290	6007-PLN-AGE-25-31-6711_R0	PB Lube Oil Emergency Lighting Layout, Beta	Drawing	NA	ELEC-1 (TYP)	Vendor	Approval
1291	6007-PLN-AGE-43-20-0016-1_R6	Beta Plant Central Plant Lighting Layout	Drawing	NA	ELEC-1 (TYP)	Vendor	Approval
1292	6007-PLN-AGE-43-20-0016-2_R6	Beta Plant Central Plant Lighting Layout	Drawing	NA	ELEC-1 (TYP)	Vendor	Approval
1293	6007-PLN-AGE-43-20-0016-3_R6	Beta Plant Central Plant Lighting Layout	Drawing	NA	ELEC-1 (TYP)	Vendor	Approval
1294	6007-PLN-AGE-58-40-6010_R6	Beta Central Plant Ullage Overflow Platform Lighting Layout	Drawing	NA	ELEC-1 (TYP)	Vendor	Approval
1295	6007-PLN-AGE-67-31-6801_R3	Utilities Area Lighting Layout Standard Beta	Drawing	NA	ELEC-1 (TYP)	Vendor	Approval
1296	6007-PLN-AGE-67-31-6802_R4	Utilities Area Lighting Layout Standard Beta	Drawing	NA	ELEC-1 (TYP)	Vendor	Approval
1297	6007-PLN-AGE-67-31-6815_R1	Utilities Area Emergency Lighting Layout, Beta	Drawing	NA	ELEC-1 (TYP)	Vendor	Approval
1298	6007-PLN-AGE-43-20-0032-1_R6	Alpha Central Circuit Routing and Duct Bank Details	Drawing	NA	ELEC-1 (TYP)	Vendor	Approval
1299	6007-PLN-AGE-43-20-0032-2_R6	Alpha Central Circuit Routing and Duct Bank Details	Drawing	NA	ELEC-1 (TYP)	Vendor	Approval
1300	6007-PLN-AGE-43-20-0033-1_R6	Beta Plant Central Plant Circuit Routing	Drawing	NA	ELEC-1 (TYP)	Vendor	Approval
1301	6007-PLN-AGE-43-20-0033-2_R6	Beta Plant Central Plant Circuit Routing	Drawing	NA	ELEC-1 (TYP)	Vendor	Approval
1302	6007-PLN-AGE-43-20-0033-3_R6	Beta Plant Central Plant Circuit Routing	Drawing	NA	ELEC-1 (TYP)	Vendor	Approval
1303	6007-CAL-AGE-00-34-2041_R8	Low Voltage Power Cable Sizing in Central Plant (Alpha Plant)	Calculation	NA	ELEC-1 (TYP)	Vendor	Approval
1304	6007-CAL-AGE-00-34-5041_R8	Low Voltage Power Cable Sizing in Central Plant (Beta Plant)	Calculation	NA	ELEC-1 (TYP)	Vendor	Approval
1305	6007-PLN-ATP-27-21-O160_R11	Alpha 480V One Line LVSWGR 5 Bldg #22	Drawing	NA	ELEC-1 (TYP)	Vendor	Approval
1306	6007-PLN-ATP-27-21-O181_R9	Alpha 480V One Line LVSWGR 6 Bldg #22	Drawing	NA	ELEC-1 (TYP)	Vendor	Approval
1307	6007-PLN-ATP-27-21-O190-1_R8	Alpha 480V One Line LVSWGR 13 Bldg #22	Drawing	NA	ELEC-1 (TYP)	Vendor	Approval
1308	6007-PLN-ATP-27-21-O190-2_R9	Alpha 480V One Line LVSWGR 13 Bldg #22	Drawing	NA	ELEC-1 (TYP)	Vendor	Approval
1309	6007-PLN-ATP-27-21-O190-3_R6	Alpha 480V One Line LVSWGR 13 Bldg #22	Drawing	NA	ELEC-1 (TYP)	Vendor	Approval
1310	6007-PLN-ATP-27-21-O305_R10	Alpha 480V One Line MCC 51 Bldg #22	Drawing	NA	ELEC-1 (TYP)	Vendor	Approval
1311	6007-PLN-ATP-27-23-P351-1_R6	Alpha Electrical Panel PP 1308 & PP 130806 Bldg #22	Drawing	NA	ELEC-1 (TYP)	Vendor	Approval
1312	6007-PLN-ATP-27-23-P505_R11	Alpha Electrical Panel PP-52 & PP-5211 Building #22	Drawing	NA	ELEC-1 (TYP)	Vendor	Approval
1313	6007-PLN-ATP-27-23-P510_R9	Alpha Electrical panel PP 53 Bldg #22	Drawing	NA	ELEC-1 (TYP)	Vendor	Approval
1314	6007-PLN-ATP-27-23-P511_R9	Alpha Electrical Panel PP-5304 Building #22	Drawing	NA	ELEC-1 (TYP)	Vendor	Approval
1315	6007-PLN-ATP-27-23-P512-1_R6	Alpha Electrical Lighting Panel LP 5305 Bldg #22	Drawing	NA	ELEC-1 (TYP)	Vendor	Approval
1316	6007-PLN-ATP-27-23-P512-2_R5	Alpha Electrical Lighting Panel LP 5305 Bldg #22	Drawing	NA	ELEC-1 (TYP)	Vendor	Approval
1317	6007-PLN-ATP-27-23-P530-1_R7	Alpha Electrical UPS Panel UPSP 1312 Bldg #22	Drawing	NA	ELEC-1 (TYP)	Vendor	Approval
1318	6007-PLN-ATP-27-23-P530-2_R5	Alpha Electrical UPS Panel UPSP 1312 Bldg #22	Drawing	NA	ELEC-1 (TYP)	Vendor	Approval
1319	6007-PLN-ATP-27-23-P570_R4	Alpha One Line DCP 362030110 Bldg #22	Drawing	NA	ELEC-1 (TYP)	Vendor	Approval
1320	6007-PLN-ATP-27-21-O260_R11	Beta 480V One Line LVSWGR 15 Bldg #22	Drawing	NA	ELEC-1 (TYP)	Vendor	Approval
1321	6007-PLN-ATP-27-21-O281_R9	Beta 480V One Line LVSWGR 16 Bldg #22	Drawing	NA	ELEC-1 (TYP)	Vendor	Approval
1322	6007-PLN-ATP-27-21-O290-1_R8	Beta 480V One Line LVSWGR 113 Bldg #22	Drawing	NA	ELEC-1 (TYP)	Vendor	Approval
1323	6007-PLN-ATP-27-21-O290-2_R10	Beta 480V One Line LVSWGR 113 Bldg #22	Drawing	NA	ELEC-1 (TYP)	Vendor	Approval
1324	6007-PLN-ATP-27-21-O290-3_R6	Beta 480V One Line LVSWGR 113 Bldg #22	Drawing	NA	ELEC-1 (TYP)	Vendor	Approval
1325	6007-PLN-ATP-27-21-O405_R10	Beta 480V One Line MCC 151 Bldg #22	Drawing	NA	ELEC-1 (TYP)	Vendor	Approval

Compliance No.: GEN-2
Job: Mojave Solar Project
Date: 02/06/14
Description: Electrical Site Drawings List - Alpha&Beta

Line No.	Sheet No.	Description	Type of Document	Revision Number	Applicable Condition of Certification	Vendor Supplied or EOR	Reason for Submittal
1326	6007-PLN-ATP-27-21-O435_R9	Beta 480V One Line MCC 162 Electrical Bldg #22	Drawing	NA	ELEC-1 (TYP)	Vendor	Approval
1327	6007-PLN-ATP-27-23-P451-1_R6	Beta Electrical Panel PP 11308 & PP 1130806 Bldg #22	Drawing	NA	ELEC-1 (TYP)	Vendor	Approval
1328	6007-PLN-ATP-27-23-P605_R11	Beta Electrical panel PP 152 Bldg #22	Drawing	NA	ELEC-1 (TYP)	Vendor	Approval
1329	6007-PLN-ATP-27-23-P610_R9	Beta Electrical panel PP 153 Bldg #22	Drawing	NA	ELEC-1 (TYP)	Vendor	Approval
1330	6007-PLN-ATP-27-23-P611_R9	Beta Electrical panel PP 15304 Bldg #22	Drawing	NA	ELEC-1 (TYP)	Vendor	Approval
1331	6007-PLN-ATP-27-23-P612-1_R6	Beta Electrical Lighting Panel LP 5305 Bldg #22	Drawing	NA	ELEC-1 (TYP)	Vendor	Approval
1332	6007-PLN-ATP-27-23-P612-2_R6	Beta Electrical Lighting Panel LP 5305 Bldg #22	Drawing	NA	ELEC-1 (TYP)	Vendor	Approval
1333	6007-PLN-ATP-27-23-P630-1_R7	Beta Electrical Panel UPSP 11312 Bldg #22	Drawing	NA	ELEC-1 (TYP)	Vendor	Approval
1334	6007-PLN-ATP-27-23-P630-2_R5	Beta Electrical Panel UPSP 11312 Bldg #22	Drawing	NA	ELEC-1 (TYP)	Vendor	Approval
1335	6007-PLN-AGE-27-21-P553_R5	Alpha Electrical panel PP 1301 Bldg #27	Drawing	NA	ELEC-1 (TYP)	Vendor	Approval
1336	6007-PLN-AGE-27-21-P555_R7	Alpha Electrical panel DCP-362301 Bldg #27	Drawing	NA	ELEC-1 (TYP)	Vendor	Approval
1337	6007-PLN-AGE-27-23-P550-2_R10	Alpha One-Line UPS-36203, Bldg #27	Drawing	NA	ELEC-1 (TYP)	Vendor	Approval
1338	6007-PLN-ATP-27-21-P528_R3	Alpha Panel PP 36212 Bldg #27	Drawing	NA	ELEC-1 (TYP)	Vendor	Approval
1339	6007-PLN-ATP-27-23-P535_R12	Alpha Electrical Panel PP 362, Bldg #27	Drawing	NA	ELEC-1 (TYP)	Vendor	Approval
1340	6007-PLN-ATP-27-23-P536_R11	Alpha Electrical Panel PP-36205 Building #27	Drawing	NA	ELEC-1 (TYP)	Vendor	Approval
1341	6007-PLN-ATP-27-21-O275_R12	Beta 480V One-Line LVSWGR-136, Bldg #27	Drawing	NA	ELEC-1 (TYP)	Vendor	Approval
1342	6007-PLN-AGE-27-21-O455_R7	Beta 480V Single-Line MCC 11303 Bldg #27	Drawing	NA	ELEC-1 (TYP)	Vendor	Approval
1343	6007-PLN-AGE-27-21-P653_R5	Beta Electrical panel PP 11301 Bldg #27	Drawing	NA	ELEC-1 (TYP)	Vendor	Approval
1344	6007-PLN-AGE-27-21-P655_R6	Beta Electrical panel DCP-1362301 Bldg #27	Drawing	NA	ELEC-1 (TYP)	Vendor	Approval
1345	6007-PLN-AGE-27-23-P650-2_R10	Beta One Line UPSP-11310 Bldg #27	Drawing	NA	ELEC-1 (TYP)	Vendor	Approval
1346	6007-PLN-ATP-27-21-P628_R3	Beta Panel PP 136212 Bldg #27	Drawing	NA	ELEC-1 (TYP)	Vendor	Approval
1347	6007-PLN-ATP-27-23-P635_R11	Beta Electrical Panel PP 1362, Bldg #27	Drawing	NA	ELEC-1 (TYP)	Vendor	Approval
1348	6007-PLN-ATP-27-21-O170_R13	Alpha Site 480V Single-Line LVSWGR 401 Building #26	Drawing	NA	ELEC-1 (TYP)	Vendor	Approval
1349	6007-PLN-ATP-27-21-O325_R11	Alpha Site 480V Single-Line MCC 4011 Building #26	Drawing	NA	ELEC-1 (TYP)	Vendor	Approval
1350	6007-PLN-ATP-27-21-O340_R11	Alpha Site 480V Single-Line MCC-4012 Building #26	Drawing	NA	ELEC-1 (TYP)	Vendor	Approval
1351	6007-PLN-ATP-27-23-P525-1_R11	Alpha Electrical Panel PP 4013 & PP 401316 Bldg #26	Drawing	NA	ELEC-1 (TYP)	Vendor	Approval
1352	6007-PLN-ATP-27-23-P525-2_R5	Alpha Electrical Panel PP 4013 & PP 401316 Bldg #26	Drawing	NA	ELEC-1 (TYP)	Vendor	Approval
1353	6007-PLN-ATP-27-23-P525-3_R5	Alpha Electrical Panel PP 4013 & PP 401316 Bldg #26	Drawing	NA	ELEC-1 (TYP)	Vendor	Approval
1354	6007-PLN-ATP-27-23-P527-1_R5	Alpha Electrical Lighting Panel LP 401301 Bldg #26	Drawing	NA	ELEC-1 (TYP)	Vendor	Approval
1355	6007-PLN-ATP-27-23-P527-2_R0	Alpha Electrical Lighting Panel LP 401301 Bldg #26	Drawing	NA	ELEC-1 (TYP)	Vendor	Approval
1356	6007-PLN-ATP-27-23-P575_R3	Alpha Electrical Panel PP 13101220 Bldg #26	Drawing	NA	ELEC-1 (TYP)	Vendor	Approval
1357	6007-PLN-ATP-27-21-O270_R13	Beta 480V Single-Line LVSWGR 1401 Building #26	Drawing	NA	ELEC-1 (TYP)	Vendor	Approval
1358	6007-PLN-ATP-27-21-O425_R11	Beta 480V Single-Line MCC 14011 Building #26	Drawing	NA	ELEC-1 (TYP)	Vendor	Approval
1359	6007-PLN-ATP-27-21-O440_R11	Beta 480V Single-Line MCC-14012 Building #26	Drawing	NA	ELEC-1 (TYP)	Vendor	Approval
1360	6007-PLN-ATP-27-23-P625-1_R11	Beta Electrical Panel PP-14013 & PP-140136 Building #26	Drawing	NA	ELEC-1 (TYP)	Vendor	Approval
1361	6007-PLN-ATP-27-23-P625-2_R5	Beta Electrical Panel PP 14013 & PP 1401316 Bldg #26	Drawing	NA	ELEC-1 (TYP)	Vendor	Approval
1362	6007-PLN-ATP-27-23-P625-3_R5	Beta Electrical Panel PP 14013 & PP 1401316 Bldg #26	Drawing	NA	ELEC-1 (TYP)	Vendor	Approval
1363	6007-PLN-ATP-27-23-P627-1_R5	Beta Electrical Lighting Panel LP 1401301 Building #26	Drawing	NA	ELEC-1 (TYP)	Vendor	Approval
1364	6007-PLN-ATP-27-23-P627-2_R1	Beta Electrical Lighting Panel LP 1401301 Building #26	Drawing	NA	ELEC-1 (TYP)	Vendor	Approval
1365	6007-PLN-ATP-27-23-P675_R3	Beta Electrical Panel PP 113101220 Bldg #26	Drawing	NA	ELEC-1 (TYP)	Vendor	Approval
1366	6007-PLN-ATP-27-23-P506-2_R8	Alpha Water Treatment Panel PP-5201	Drawing	NA	ELEC-1 (TYP)	Vendor	Approval
1367	6007-PLN-ATP-27-23-P507-2_R2	Alpha Electrical Panel PP-5202 Water Treatment Area	Drawing	NA	ELEC-1 (TYP)	Vendor	Approval
1368	6007-PLN-ATP-27-23-P606-2_R8	Beta Water Treatment Panel PP-15201	Drawing	NA	ELEC-1 (TYP)	Vendor	Approval
1369	6007-PLN-ATP-27-23-P607-2_R2	Beta Water Treatment Panel PP-15202	Drawing	NA	ELEC-1 (TYP)	Vendor	Approval
1370	6007-PLN-AGE-57-31-8307_R2	Beta SF Trenching Details Crossing with Drainage Channel	Drawing	NA	ELEC-1 (TYP)	Vendor	Approval
1371	6007-PLN-AGE-57-40-1010_R2	Beta SF Pipe Rack Lighting System Crossing w/Drainage Channel	Drawing	NA	ELEC-1 (TYP)	Vendor	Approval
1372	6007-PLN-AGE-57-40-1011_R2	Beta SF Pipe Rack Lighting System Crossing w/Drainage Channel	Drawing	NA	ELEC-1 (TYP)	Vendor	Approval
1373	6007-PLN-AGE-57-40-1012_R2	Beta SF Pipe Rack Lighting System Crossing w/Drainage Channel	Drawing	NA	ELEC-1 (TYP)	Vendor	Approval
1374	6007-PLN-AGE-57-31-2301_R2	Alpha Plant SF 101 Detail For South-West Corner Loads Trenching	Drawing	NA	ELEC-1 (TYP)	Vendor	Approval
1375	6007-PLN-AGE-57-31-2302_R2	Alpha Plant SF 101 Detail For North-West Corner Loads Trenching	Drawing	NA	ELEC-1 (TYP)	Vendor	Approval
1376	6007-PLN-AGE-57-31-2303_R2	Alpha Plant SF 103 Detail For North-East Corner Loads Trenching	Drawing	NA	ELEC-1 (TYP)	Vendor	Approval
1377	6007-PLN-AGE-57-31-2304_R2	Alpha Plant SF 104 Detail For South-East Corner Loads Trenching	Drawing	NA	ELEC-1 (TYP)	Vendor	Approval
1378	6007-PLN-AGE-57-31-2305_R1	Alpha Plant SF 102 Detail for North East Corner Loads Trenching	Drawing	NA	ELEC-1 (TYP)	Vendor	Approval
1379	6007-PLN-AGE-57-31-2306_R1	Alpha Plant SF 102 Detail for South East Corner Loads Trenching	Drawing	NA	ELEC-1 (TYP)	Vendor	Approval
1380	6007-PLN-AGE-57-31-2307_R1	Alpha Plant SF 103 Detail for North West Corner Loads Trenching	Drawing	NA	ELEC-1 (TYP)	Vendor	Approval
1381	6007-PLN-AGE-57-31-2308_R1	Alpha Plant SF 104 Detail for North East Corner Loads Trenching	Drawing	NA	ELEC-1 (TYP)	Vendor	Approval
1382	6007-PLN-AGE-57-31-2309_R1	Alpha Plant SF 103 Detail for South West Corner Loads Trenching	Drawing	NA	ELEC-1 (TYP)	Vendor	Approval
1383	6007-PLN-AGE-57-31-3101_R0	Alpha SF 101 Trenching Plan For Electrical Substation	Drawing	NA	ELEC-1 (TYP)	Vendor	Approval
1384	6007-PLN-AGE-57-31-3102_R0	Alpha SF 102 Trenching Plan For Electrical Substation	Drawing	NA	ELEC-1 (TYP)	Vendor	Approval
1385	6007-PLN-AGE-57-31-3103_R0	Alpha SF 103 Trenching Plan For Electrical Substation	Drawing	NA	ELEC-1 (TYP)	Vendor	Approval
1386	6007-PLN-AGE-57-31-3104_R0	Alpha SF 104 Trenching Plan For Electrical Substation	Drawing	NA	ELEC-1 (TYP)	Vendor	Approval
1387	6007-PLN-AGE-57-31-6301_R2	Beta Plant SF 105 Detail For North-West Corner Loads Trenching	Drawing	NA	ELEC-1 (TYP)	Vendor	Approval
1388	6007-PLN-AGE-57-31-6302_R2	Beta Plant SF 107 Detail For North-East Corner Loads Trenching	Drawing	NA	ELEC-1 (TYP)	Vendor	Approval
1389	6007-PLN-AGE-57-31-6303_R2	Beta Plant SF 109 Detail For South-East Corner Loads Trenching	Drawing	NA	ELEC-1 (TYP)	Vendor	Approval
1390	6007-PLN-AGE-57-31-6304_R2	Beta Plant SF 108 Detail For South-West Corner Loads Trenching	Drawing	NA	ELEC-1 (TYP)	Vendor	Approval
1391	6007-PLN-AGE-57-31-6311_R1	Beta Plant SF 105 Detail For South-West Corner Loads Trenching	Drawing	NA	ELEC-1 (TYP)	Vendor	Approval
1392	6007-PLN-AGE-57-31-6312_R1	Beta Plant SF 105 Detail For South-East Corner Loads Trenching	Drawing	NA	ELEC-1 (TYP)	Vendor	Approval
1393	6007-PLN-AGE-57-31-6313_R1	Beta Plant SF 105 Detail For North-East Corner Loads Trenching	Drawing	NA	ELEC-1 (TYP)	Vendor	Approval
1394	6007-PLN-AGE-57-31-6314_R1	Beta Plant SF 106 Detail For North-West Corner Loads Trenching	Drawing	NA	ELEC-1 (TYP)	Vendor	Approval
1395	6007-PLN-AGE-57-31-7105_R0	Beta Plant SF 105 Cable Trenching Plan For Electrical Substations	Drawing	NA	ELEC-1 (TYP)	Vendor	Approval
1396	6007-PLN-AGE-57-31-7106_R0	Beta Plant SF 106 Cable Trenching Plan For Electrical Substations	Drawing	NA	ELEC-1 (TYP)	Vendor	Approval
1397	6007-PLN-AGE-57-31-7107_R0	Beta Plant SF 107 Cable Trenching Plan For Electrical Substations	Drawing	NA	ELEC-1 (TYP)	Vendor	Approval
1398	6007-PLN-AGE-57-31-7108_R0	Beta Plant SF 108 Cable Trenching Plan For Electrical Substations	Drawing	NA	ELEC-1 (TYP)	Vendor	Approval
1399	6007-PLN-AGE-57-31-7109_R0	Beta Plant SF 109 Cable Trenching Plan For Electrical Substations	Drawing	NA	ELEC-1 (TYP)	Vendor	Approval
1400	6007-PLN-AGE-57-31-8207-1_R2	Beta Plant SF 107 Water Wells Area	Drawing	NA	ELEC-1 (TYP)	Vendor	Approval
1401	6007-PLN-AGE-57-31-8207-2_R4	Beta Plant SF 107 Water Wells Area	Drawing	NA	ELEC-1 (TYP)	Vendor	Approval
1402	EE38.00 RB QA1 ELEC-1-21.00_PC1	Response Letter		NA	ELEC-1 (TYP)	Vendor	Approval
1403	6007-PLN-AGE-57-33-1004_R8	Solar Field Barrier Fence Grounding Details	Drawing	NA	ELEC-1 (TYP)	Vendor	Approval
1404	6007-PLN-AGE-57-33-1005_R7	Solar Field Perimeter and Wind Fence Grounding Details	Drawing	NA	ELEC-1 (TYP)	Vendor	Approval
1405	6007-PLN-AGE-57-33-1006_R7	Solar Field Screening Fence Grounding Details	Drawing	NA	ELEC-1 (TYP)	Vendor	Approval
1406	6007-PLN-AGE-57-33-2501-1_R3	Solar Field Fences Grounding Plan Alpha Site	Drawing	NA	ELEC-1 (TYP)	Vendor	Approval
1407	6007-PLN-AGE-57-33-2501-2_R3	Solar Field Fences Grounding Plan Alpha Site	Drawing	NA	ELEC-1 (TYP)	Vendor	Approval
1408	6007-PLN-AGE-57-33-6501_R3	Solar Field Fences Grounding Plan Beta Site	Drawing	NA	ELEC-1 (TYP)	Vendor	Approval
1409	Response Letter	ELEC-1-6.04X1-Fence Grounding Plans-PC4	Spec	NA	ELEC-1 (TYP)	Vendor	Approval
1410	6007-PLN-ATM-27-34-E110_R0	Alpha Plant Evaporation Pond LV Cable Layout	Drawing	NA	ELEC-1 (TYP)	Vendor	Approval
1411	6007-PLN-ATM-27-34-E111_R0	Beta Plant Evaporation Pond LV Cable Layout	Drawing	NA	ELEC-1 (TYP)	Vendor	Approval
1412	6007-ESP-ATP-00-50-C034_R1	Civil Tender Process Specification	Spec	NA	ELEC-1 (TYP)	Vendor	Approval
1413	6007-PLN-AGE-57-31-2103_R2	Alpha Plant Solar Field 103 LV & FO Cable Trenching Plan	Drawing	NA	ELEC-1 (TYP)	Vendor	Approval
1414	6007-PLN-AGE-00-33-1008_R0	Vertical HTF Pipes Loop Typical Steel Frame Support Grounding System Details	Drawing	NA	ELEC-1 (TYP)	Vendor	Approval
1415	6007-PLN-AGE-58-33-1602_R1	HTF Area Central Plant Grounding System General Details	Drawing	NA	ELEC-1 (TYP)	Vendor	Approval
1416	6007-PLN-AGE-58-33-1603_R1	Central Plant Grounding System General Details Cable Tray Grounding	Drawing	NA	ELEC-1 (TYP)	Vendor	Approval
1417	6007-PLN-AGE-58-33-1604_R0	HTF Area Central Plant Grounding System General Details	Drawing	NA	ELEC-1 (TYP)	Vendor	Approval
1418	6007-PLN-AGE-25-33-5301_R3	Power Block Area Grounding Plan Alpha Plant	Drawing	NA	ELEC-1 (TYP)	Vendor	Approval
1419	6007-PLN-AGE-25-33-9701_R3	Power Block Area Grounding Plan Beta Plant	Drawing	NA	ELEC-1 (TYP)	Vendor	Approval
1420	6007-PLN-AGE-21-33-9501_R3	SG Grounding System Beta Plant	Drawing	NA	ELEC-1 (TYP)	Vendor	Approval
1421	6007-PLN-AGE-58-33-3001-1_R1	Alpha Central Plant North HTF Underground Crossing Grounding System	Drawing	NA	ELEC-1 (TYP)	Vendor	Approval
1422	6007-PLN-AGE-58-33-3001-2_R1	Alpha Central Plant North HTF Underground Crossing Grounding System	Drawing	NA	ELEC-1 (TYP)	Vendor	Approval
1423	6007-PLN-AGE-58-33-3002-1_R1	Alpha Central Plant South HTF Underground Crossing Grounding System	Drawing	NA	ELEC-1 (TYP)	Vendor	Approval
1424	6007-PLN-AGE-58-33-3002-2_R1	Alpha Central Plant South HTF Underground Crossing Grounding System	Drawing	NA	ELEC-1 (TYP)	Vendor	Approval
1425	6007-PLN-AGE-67-33-0002_R0	Utilities Grounding Details	Drawing	NA	ELEC-1 (TYP)	Vendor	Approval
1426	6007-PLN-AGE-67-33-5401_R2	Utilities Area Grounding Plan Alpha Plant. Sheet 1.	Drawing	NA	ELEC-1 (TYP)	Vendor	Approval
1427	6007-PLN-AGE-67-33-5402_R2	Utilities Area Grounding Plan Alpha Plant. Sheet 2.	Drawing	NA	ELEC-1 (TYP)	Vendor	Approval
1428	6007-PLN-AGE-67-33-9801_R2	Utilities Area Grounding Plan Beta Plant. Sheet 1.	Drawing	NA	ELEC-1 (TYP)	Vendor	Approval
1429	6007-PLN-AGE-67-33-9802_R2	Utilities Area Grounding Plan Beta Plant. Sheet 2.	Drawing	NA	ELEC-1 (TYP)	Vendor	Approval
1430	6007-PLN-AGE-57-33-1000_R2	Solar Field Grounding System General Details	Drawing	NA	ELEC-1 (TYP)	Vendor	Approval
1431	6007-PLN-AGE-57-33-2102_R5	Alpha Plant Solar Field 102 Grounding Plan	Drawing	NA	ELEC-1 (TYP)	Vendor	Approval
1432	6007-PLN-AGE-57-33-2103_R6	Alpha Plant Solar Field 103 Grounding Plan	Drawing	NA	ELEC-1 (TYP)	Vendor	Approval
1433	6007-PLN-AGE-57-33-6106_R4	Beta Plant Solar Field 106 Grounding Plan	Drawing	NA	ELEC-1 (TYP)	Vendor	Approval
1434	6007-PLN-AGE-57-33-6107_R4	Beta Plant Solar Field 107 Grounding Plan	Drawing	NA	ELEC-1 (TYP)	Vendor	Approval
1435	6007-PLN-AGE-57-33-6108_R4	Beta Plant Solar Field 108 Grounding Plan	Drawing	NA	ELEC-1 (TYP)	Vendor	Approval
1436	6007-PLN-AGE-57-33-6109_R5	Beta Plant Solar Field 109 Grounding Plan	Drawing	NA	ELEC-1 (TYP)	Vendor	Approval
1437	6007-PLN-AGE-18-52-R101_R7	Electrical Layout Alpha Site Bldg #22 Main Electrical Station	Drawing	NA	ELEC-1 (TYP)	Vendor	Approval
1438	6007-PLN-AGE-18-52-R103_R6	Electrical Layout Alpha Site Bldg #26 Cooling Tower Station	Drawing	NA	ELEC-1 (TYP)	Vendor	Approval
1439	6007-PLN-AGE-18-52-R201_R7	Electrical Layout Beta Site Bldg #22 Main Electrical Station	Drawing	NA	ELEC-1 (TYP)	Vendor	Approval
1440	6007-PLN-AGE-18-52-R203_R6	Electrical Layout Beta Site Bldg #26 Cooling Tower Station	Drawing	NA	ELEC-1 (TYP)	Vendor	Approval
1441	6007-PLN-AGE-18-52-R102_R9	Electrical Layout Alpha Site Bldg #27 HTF Station	Drawing	NA	ELEC-1 (TYP)	Vendor	Approval
1442	6007-PLN-AGE-18-52-R202_R9	Electrical Layout Beta Site Bldg #27 HTF Station	Drawing	NA	ELEC-1 (TYP)	Vendor	Approval
1443	6007-CAL-AGE-43-40-0001_R5	Lighting Calculations for Central Plant	Calculation	NA	ELEC-1 (TYP)	Vendor	Approval
1444	6007-CAL-AGE-58-40-2001_R7	Ullage and Overflow System Lighting Calculation for Alpha and Beta Plant	Calculation	NA	ELEC-1 (TYP)	Vendor	Approval
1445	6007-CAL-AGE-43-20-0004_R5	HTF and Parking Areas Lighting Calculation For Centeral Plant Alpha	Calculation	NA	ELEC-1 (TYP)	Vendor	Approval
1446	6007-CAL-AGE-43-20-0012_R5	HTF and Parking Areas Lighting Calculation For Central Plant Beta	Calculation	NA	ELEC-1 (TYP)	Vendor	Approval

Compliance No.: GEN-2
Job: Mojave Solar Project
Date: 02/06/14
Description: Electrical Site Drawings List - Alpha&Beta

Line No.	Sheet No.	Description	Type of Document	Revision Number	Applicable Condition of Certification	Vendor Supplied or EOR	Reason for Submittal
1447	6007-ESP-ATP-00-50-C034_R1	Civil Tender Process Specification	Spec	NA	ELEC-1 (TYP)	Vendor	Approval
1448	6007-PLN-ATM-27-34-E110_R1	Alpha Plant Evaporation Pond LV Cable Layout	Drawing	NA	ELEC-1 (TYP)	Vendor	Approval
1449	6007-PLN-AGE-57-31-2103_R2	Alpha Plant Solar Field 103 LV & FO Cables Trenching Plan	Drawing	NA	ELEC-1 (TYP)	Vendor	Approval
1450	6007-PLN-ATM-27-34-E111_R1	Beta Plant Evaporation Pond LV Cable Layout	Drawing	NA	ELEC-1 (TYP)	Vendor	Approval
1451	6007-PLN-AGE-57-31-6105_R2	Beta Plant Solar Field 105 LV & FO Cables Trenching Plan	Drawing	NA	ELEC-1 (TYP)	Vendor	Approval
1452	6007-PLN-AGE-57-31-3201_R3	Alpha Plant Substation 101 Conduit system Plans	Drawing	NA	ELEC-1 (TYP)	Vendor	Approval
1453	6007-PLN-AGE-57-31-3202_R3	Alpha Plant 102 Conduit system Plans	Drawing	NA	ELEC-1 (TYP)	Vendor	Approval
1454	6007-PLN-AGE-57-31-3203_R4	Alpha Plant Substation 103 Conduit system Plans	Drawing	NA	ELEC-1 (TYP)	Vendor	Approval
1455	6007-PLN-AGE-57-31-3204_R3	Alpha Plant Substation 104 Conduit system Plans	Drawing	NA	ELEC-1 (TYP)	Vendor	Approval
1456	6007-PLN-AGE-57-31-3301_R2	Alpha Plant Substation 101 Conduit system Plans Cross Sectional Details	Drawing	NA	ELEC-1 (TYP)	Vendor	Approval
1457	6007-PLN-AGE-57-31-3302_R2	Alpha Plant Substation 102 Conduit system Plans Cross Sectional Details	Drawing	NA	ELEC-1 (TYP)	Vendor	Approval
1458	6007-PLN-AGE-57-31-3303_R3	Alpha Plant Substation 103 Conduit system Plans Cross Sectional Details	Drawing	NA	ELEC-1 (TYP)	Vendor	Approval
1459	6007-PLN-AGE-57-31-3304_R2	Alpha Plant Substation 104 Conduit system Plans Cross Sectional Details	Drawing	NA	ELEC-1 (TYP)	Vendor	Approval
1460	6007-PLN-AGE-57-31-7205_R3	Beta Plant Substation 105 Conduit system Plans	Drawing	NA	ELEC-1 (TYP)	Vendor	Approval
1461	6007-PLN-AGE-57-31-7206_R3	Beta Plant Substation 106 Conduit system Plans	Drawing	NA	ELEC-1 (TYP)	Vendor	Approval
1462	6007-PLN-AGE-57-31-7207_R3	Beta Plant Substation 107 Conduit system Plans	Drawing	NA	ELEC-1 (TYP)	Vendor	Approval
1463	6007-PLN-AGE-57-31-7208_R3	Beta Plant Substation 108 Conduit system Plans	Drawing	NA	ELEC-1 (TYP)	Vendor	Approval
1464	6007-PLN-AGE-57-31-7209_R3	Beta Plant Substation 109 Conduit system Plans	Drawing	NA	ELEC-1 (TYP)	Vendor	Approval
1465	6007-PLN-AGE-57-31-7305_R2	Beta Plant Substation 105 Conduit system Plans Cross Sectional Details	Drawing	NA	ELEC-1 (TYP)	Vendor	Approval
1466	6007-PLN-AGE-57-31-7306_R2	Beta Plant Substation 106 Conduit system Plans Cross Sectional Details	Drawing	NA	ELEC-1 (TYP)	Vendor	Approval
1467	6007-PLN-AGE-57-31-7307_R2	Beta Plant Substation 107 Conduit system Plans Cross Sectional Details	Drawing	NA	ELEC-1 (TYP)	Vendor	Approval
1468	6007-PLN-AGE-57-31-7308_R2	Beta Plant Substation 108 Conduit system Plans Cross Sectional Details	Drawing	NA	ELEC-1 (TYP)	Vendor	Approval
1469	6007-PLN-AGE-57-31-7309_R2	Beta Plant Substation 109 Conduit system Plans Cross Sectional Details	Drawing	NA	ELEC-1 (TYP)	Vendor	Approval
1470	6007-PLN-AGE-57-33-2201_R3	Alpha Plant. Solar Field 101 Substation 101 Sub 001 Grounding Plan	Drawing	NA	ELEC-1 (TYP)	Vendor	Approval
1471	6007-PLN-AGE-57-33-2202_R3	Alpha Plant. Solar Field 102 Substation 102 Sub 001 Grounding Plan	Drawing	NA	ELEC-1 (TYP)	Vendor	Approval
1472	6007-PLN-AGE-57-33-2203_R3	Alpha Plant. Solar Field 103 Substation 103 Sub 001 Grounding Plan	Drawing	NA	ELEC-1 (TYP)	Vendor	Approval
1473	6007-PLN-AGE-57-33-2204_R3	Alpha Plant. Solar Field 104 Substation 104 Sub 001 Grounding Plan	Drawing	NA	ELEC-1 (TYP)	Vendor	Approval
1474	6007-PLN-AGE-57-33-6205_R3	Beta Plant. Solar Field 105 Substation 105 Sub 001 Grounding Plan	Drawing	NA	ELEC-1 (TYP)	Vendor	Approval
1475	6007-PLN-AGE-57-33-6206_R3	Beta Plant. Solar Field 106 Substation 106 Sub 001 Grounding Plan	Drawing	NA	ELEC-1 (TYP)	Vendor	Approval
1476	6007-PLN-AGE-57-33-6207_R3	Beta Plant. Solar Field 107 Substation 107 Sub 001 Grounding Plan	Drawing	NA	ELEC-1 (TYP)	Vendor	Approval
1477	6007-PLN-AGE-57-33-6208_R3	Beta Plant. Solar Field 108 Substation 108 Sub 001 Grounding Plan	Drawing	NA	ELEC-1 (TYP)	Vendor	Approval
1478	6007-PLN-AGE-57-33-6209_R3	Beta Plant. Solar Field 109 Substation 109 Sub 001 Grounding Plan	Drawing	NA	ELEC-1 (TYP)	Vendor	Approval
1479	SF Insignia Docs, Crown Trans_R0	Transmittal of Documents sent to BV by mail, these docs are a copy of what had been sent to the California Insignia Department of Housing and Community Development and were	Commetnt Letter	NA	ELEC-1 (TYP)	Vendor	Approval
1480	CA Modular Insignia	Scan of California Inginia Approval for the Solar Field Buildings	Commetnt Letter	NA	ELEC-1 (TYP)	Vendor	Approval
1481	Cover Letter	EE36.A0 RB QA3 ELEC-1-24.00_PC2	Commetnt Letter	NA	ELEC-1 (TYP)	Vendor	Approval
1482	6007-PLN-SCT-14-62-0002	Cooling Tower Lightening Protection System	Drawing	NA	ELEC-1 (TYP)	Vendor	Approval
1483	BV RESPONSE ELEC-1-12.01X1	ELEC-1-12.01X1-A&B Cooling Tower Lightning Protection-PC1	Response Letter	NA	ELEC-1 (TYP)	Vendor	Approval
1484	6007-CAL-AGE-41-54-4500	Calculation report for Lube Oil Silencer structure Alpha Plant	Calculation	NA	ELEC-1 (TYP)	Vendor	Approval
1485	6007-CAL-AGE-41-54-8500	Calculation report for Lube Oil Silencer structure Beta Plant	Calculation	NA	ELEC-1 (TYP)	Vendor	Approval
1486	6007-PLN-AGE-41-54-4500	Mojave Solar Project. Alpha Plant. Lube Oil Silencer structure Cover sheet	Drawing	NA	ELEC-1 (TYP)	Vendor	Approval
1487	6007-PLN-AGE-41-54-4501	Mojave Solar Project. Alpha Plant. Lube Oil Silencer structure General Notes	Drawing	NA	ELEC-1 (TYP)	Vendor	Approval
1488	6007-PLN-AGE-41-54-4502	Mojave Solar Project. Alpha Plant. Lube Oil Silencer structure Plans Elevations & Details	Drawing	NA	ELEC-1 (TYP)	Vendor	Approval
1489	6007-PLN-AGE-41-54-4503	Mojave Solar Project. Alpha Plant. Lube Oil Silencer structure Connection Details	Drawing	NA	ELEC-1 (TYP)	Vendor	Approval
1490	6007-PLN-AGE-41-54-8500	Mojave Solar Project. Beta Plant. Lube Oil Silencer structure Cover sheet	Drawing	NA	ELEC-1 (TYP)	Vendor	Approval
1491	6007-PLN-AGE-41-54-8501	Mojave Solar Project. Beta Plant. Lube Oil Silencer structure General Notes	Drawing	NA	ELEC-1 (TYP)	Vendor	Approval
1492	6007-PLN-AGE-41-54-8502	Mojave Solar Project. Beta Plant. Lube Oil Silencer structure Plans Elevations & Details	Drawing	NA	ELEC-1 (TYP)	Vendor	Approval
1493	6007-ESP-ATP-00-50-C034	Civil Tender Process Specification	Spec	NA	ELEC-1 (TYP)	Vendor	Approval
1494	6007-PLN-ATM-27-34-E112	Alpha Plant Evaporation Ponds Grounding Details	Drawing	NA	ELEC-1 (TYP)	Vendor	Approval
1495	6007-PLN-ATM-27-34-E110	Alpha Plant Evaporation Pond LV Cable Layout	Drawing	NA	ELEC-1 (TYP)	Vendor	Approval
1496	6007-PLN-AGE-57-31-2103	Alpha Plant Solar Field 103 LV & FO Cables Trenching Plan	Drawing	NA	ELEC-1 (TYP)	Vendor	Approval
1497	6007-PLN-ATM-27-34-E111	Beta Plant Evaporation Pond LV Cable Layout	Drawing	NA	ELEC-1 (TYP)	Vendor	Approval
1498	6007-PLN-AGE-57-31-6105	Beta Plant Solar Field 105 LV & FO Cables Trenching Plan	Drawing	NA	ELEC-1 (TYP)	Vendor	Approval
1499	EE38.10 RB QA1 ELEC-1-28.00_PC1	ELEC-1-28.00-A&B Evaporation Ponds Electrical Package – PC1	NA	NA	ELEC-1 (TYP)	Vendor	Approval
1500	6007-PLN-AGE-57-40-1010	Solar Field, Beta Plant Pipe Rack Lighting System Crossing with Drainage Channel	Drawing	NA	ELEC-1 (TYP)	Vendor	Approval
1501	6007-PLN-AGE-57-40-1011	Solar Field, Beta Plant Pipe Rack Lighting Details Crossing with Drainage Channel	Drawing	NA	ELEC-1 (TYP)	Vendor	Approval
1502	6007-PLN-AGE-57-40-1012	Solar Field, Beta Plant Pipe Rack Lighting Systems Crossing with Drainage Channel	Drawing	NA	ELEC-1 (TYP)	Vendor	Approval
1503	6007-PLN-AGE-57-31-2301	Alpha Plant Solar Field 101 Detail For South-West Corner Loads Trenching	Drawing	NA	ELEC-1 (TYP)	Vendor	Approval
1504	6007-PLN-AGE-57-31-2302	Alpha Plant Solar Field 101 Detail For North-West Corner Loads Trenching	Drawing	NA	ELEC-1 (TYP)	Vendor	Approval
1505	6007-PLN-AGE-57-31-2303	Alpha Plant Solar Field 103 Detail For North-East Corner Loads Trenching	Drawing	NA	ELEC-1 (TYP)	Vendor	Approval
1506	6007-PLN-AGE-57-31-2304	Alpha Plant Solar Field 104 Detail For South-East Corner Loads Trenching	Drawing	NA	ELEC-1 (TYP)	Vendor	Approval
1507	6007-PLN-AGE-57-31-2305	Alpha Plant Solar Field 102 Detail For North-East Corner Loads Trenching	Drawing	NA	ELEC-1 (TYP)	Vendor	Approval
1508	6007-PLN-AGE-57-31-2306	Alpha Plant Solar Field 102 Detail For South-East Corner Loads Trenching	Drawing	NA	ELEC-1 (TYP)	Vendor	Approval
1509	6007-PLN-AGE-57-31-2307	Alpha Plant Solar Field 103 Detail For North-West Corner Loads Trenching	Drawing	NA	ELEC-1 (TYP)	Vendor	Approval
1510	6007-PLN-AGE-57-31-2308	Alpha Plant Solar Field 104 Detail For North-East Corner Loads Trenching	Drawing	NA	ELEC-1 (TYP)	Vendor	Approval
1511	6007-PLN-AGE-57-31-2309	Alpha Plant Solar Field 103 Detail for South-West Corner Loads Trenching	Drawing	NA	ELEC-1 (TYP)	Vendor	Approval
1512	6007-PLN-AGE-57-31-3101	Alpha Plant Solar Field 101 Trenching Plans For Electrical Substation	Drawing	NA	ELEC-1 (TYP)	Vendor	Approval
1513	6007-PLN-AGE-57-31-3102	Alpha Plant Solar Field 102 Trenching Plans For ElectricalSubstation	Drawing	NA	ELEC-1 (TYP)	Vendor	Approval
1514	6007-PLN-AGE-57-31-3103	Alpha Plant Solar Field 103 Trenching Plans For Electrical Substation	Drawing	NA	ELEC-1 (TYP)	Vendor	Approval
1515	6007-PLN-AGE-57-31-3104	Alpha Plant Solar Field 104 Trenching Plan For Electrical Substation	Drawing	NA	ELEC-1 (TYP)	Vendor	Approval
1516	6007-PLN-AGE-57-31-6301	Beta Plant Solar Field 105 Detail For North-West Corner Load Trenching	Drawing	NA	ELEC-1 (TYP)	Vendor	Approval
1517	6007-PLN-AGE-57-31-6302	Beta Plant Solar Field 107 Detail For North-East Corner Load Trenching	Drawing	NA	ELEC-1 (TYP)	Vendor	Approval
1518	6007-PLN-AGE-57-31-6303	Beta Plant Solar Field 109 Detail For South-East Corner Load Trenching	Drawing	NA	ELEC-1 (TYP)	Vendor	Approval
1519	6007-PLN-AGE-57-31-6304	Beta Plant Solar Field 108 Detail For South-West Corner Loads Trenching	Drawing	NA	ELEC-1 (TYP)	Vendor	Approval
1520	6007-PLN-AGE-57-31-6311	Beta Plant Solar Field 105 Detail For South-West Corner Loads Trenching	Drawing	NA	ELEC-1 (TYP)	Vendor	Approval
1521	6007-PLN-AGE-57-31-6312	Beta Plant Solar Field 105 Detail For South-East Corner Loads Trenching	Drawing	NA	ELEC-1 (TYP)	Vendor	Approval
1522	6007-PLN-AGE-57-31-6313	Beta Plant Solar Field 105 Detail For North-East Corner Load Trenching	Drawing	NA	ELEC-1 (TYP)	Vendor	Approval
1523	6007-PLN-AGE-57-31-6314	Beta Plant Solar Field 106 Detail For North-West Corner Load Trenching	Drawing	NA	ELEC-1 (TYP)	Vendor	Approval
1524	6007-PLN-AGE-57-31-7105	Beta Plant Solar Field 105 Cable Trenching Plans For Electrical Substation	Drawing	NA	ELEC-1 (TYP)	Vendor	Approval
1525	6007-PLN-AGE-57-31-7106	Beta Plant Solar Field 106 Cable Trenching Plans For Electrical Substations	Drawing	NA	ELEC-1 (TYP)	Vendor	Approval
1526	6007-PLN-AGE-57-31-7107	Beta Plant Solar Field 107 Cable Trenching Plan For Electrical Substations	Drawing	NA	ELEC-1 (TYP)	Vendor	Approval
1527	6007-PLN-AGE-57-31-7108	Beta Plant Solar Field 108 Cable Trenching Plan For Electrical Substations	Drawing	NA	ELEC-1 (TYP)	Vendor	Approval
1528	6007-PLN-AGE-57-31-7109	Beta Plant Solar Field 109 Cable Trenching Plans For Electrical Substations	Drawing	NA	ELEC-1 (TYP)	Vendor	Approval
1529	6007-PLN-AGE-57-31-8207-1	Beta Plant Solar Field 107 Water Wells Area	Drawing	NA	ELEC-1 (TYP)	Vendor	Approval
1530	6007-PLN-AGE-57-31-8207-2	Beta Plant Solar Field 107 Water Wells Area	Drawing	NA	ELEC-1 (TYP)	Vendor	Approval
1531	6007-PLN-AGE-57-31-8307	Beta Plant Solar Field Trenching Details Crossing with Drainage Channel	Drawing	NA	ELEC-1 (TYP)	Vendor	Approval
1532	EE38.00 RB QA3 ELEC-1-21.00_PC2_Response Lette	ELEC-1-21.00-Solar Field Bridge Crossing, Corner, Building Trenches PC2	Response Letter	NA	ELEC-1 (TYP)	Vendor	Approval
1533	6007-PLN-AGE-57-31-4101	Alpha Plant Solar Field 101 MV & FO Cables Trenching Plan	Drawing	NA	ELEC-1 (TYP)	Vendor	Approval
1534	6007-PLN-AGE-57-31-4102	Alpha Plant Solar Field 102 MV & FO Cables Trenching Plan	Drawing	NA	ELEC-1 (TYP)	Vendor	Approval
1535	6007-PLN-AGE-57-31-4103	Alpha Plant Solar Field 103 MV & FO Cables Trenching Plan	Drawing	NA	ELEC-1 (TYP)	Vendor	Approval
1536	6007-PLN-AGE-57-31-4104	Alpha Plant Solar Field 104 MV & FO Cables Trenching Plan	Drawing	NA	ELEC-1 (TYP)	Vendor	Approval
1537	6007-PLN-AGE-57-31-8105	Beta Plant Solar Field 105 MV & FO Cables Trenching Plan	Drawing	NA	ELEC-1 (TYP)	Vendor	Approval
1538	6007-PLN-AGE-57-31-8106	Beta Plant Solar Field 106 MV & FO Cables Trenching Plan	Drawing	NA	ELEC-1 (TYP)	Vendor	Approval
1539	6007-PLN-AGE-57-31-8107	Beta Plant Solar Field 107 MV & FO Cables Trenching Plan	Drawing	NA	ELEC-1 (TYP)	Vendor	Approval
1540	6007-PLN-AGE-57-31-8108	Beta Plant Solar Field 108 MV & FO Cables Trenching Plan	Drawing	NA	ELEC-1 (TYP)	Vendor	Approval
1541	6007-PLN-AGE-57-31-8109	Beta Plant Solar Field 109 MV & FO Cables Trenching Plan	Drawing	NA	ELEC-1 (TYP)	Vendor	Approval
1542	6007-PLN-AGE-57-31-2101	Alpha Plant Solar Field 101 LV & FO Cables Trenching Plan	Drawing	NA	ELEC-1 (TYP)	Vendor	Approval
1543	6007-PLN-AGE-57-31-2102	Alpha Plant Solar Field 102 LV & FO Cables Trenching Plan	Drawing	NA	ELEC-1 (TYP)	Vendor	Approval
1544	6007-PLN-AGE-57-31-2103	Alpha Plant Solar Field 103 LV & FO Cables Trenching Plan	Drawing	NA	ELEC-1 (TYP)	Vendor	Approval
1545	6007-PLN-AGE-57-31-2104	Alpha Plant Solar Field 104 LV & FO Cables Trenching Plan	Drawing	NA	ELEC-1 (TYP)	Vendor	Approval
1546	6007-PLN-AGE-57-31-6105	Beta Plant Solar Field 105 LV & FO Cables Trenching Plan	Drawing	NA	ELEC-1 (TYP)	Vendor	Approval
1547	6007-PLN-AGE-57-31-6106	Beta Plant Solar Field 106 LV & FO Cables Trenching Plan	Drawing	NA	ELEC-1 (TYP)	Vendor	Approval
1548	6007-PLN-AGE-57-31-6107	Beta Plant Solar Field 107 LV & FO Cables Trenching Plan	Drawing	NA	ELEC-1 (TYP)	Vendor	Approval
1549	6007-PLN-AGE-57-31-6108	Beta Plant Solar Field 108 LV & FO Cables Trenching Plan	Drawing	NA	ELEC-1 (TYP)	Vendor	Approval
1550	6007-PLN-AGE-57-21-2101	Alpha Plant Solar Field Substation 101 Single Line Diagram (101 LVSWBD 001)	Drawing	NA	ELEC-1 (TYP)	Vendor	Approval
1551	6007-PLN-AGE-57-21-2102	Alpha Plant Solar Field Substation 102 Single Line Diagram (102 LVSWBD 001)	Drawing	NA	ELEC-1 (TYP)	Vendor	Approval
1552	6007-PLN-AGE-57-21-2103	Alpha Plant Solar Field Substation 103 Single Line Diagram (103 LVSWBD 001)	Drawing	NA	ELEC-1 (TYP)	Vendor	Approval
1553	6007-PLN-AGE-57-21-2104	Alpha Plant Solar Field Substation 104 Single Line Diagram (104 LVSWBD 001)	Drawing	NA	ELEC-1 (TYP)	Vendor	Approval
1554	6007-PLN-AGE-57-21-6105	Beta Plant Solar Field Substation 105 Single Line Diagram (105 LVSWBD 001)	Drawing	NA	ELEC-1 (TYP)	Vendor	Approval
1555	6007-PLN-AGE-57-21-6106	Beta Plant Solar Field Substation 106 Single Line Diagram (106 LVSWBD 001)	Drawing	NA	ELEC-1 (TYP)	Vendor	Approval
1556	6007-PLN-AGE-57-21-6107	Beta Plant Solar Field Substation 107 Single Line Diagram (107 LVSWBD 001)	Drawing	NA	ELEC-1 (TYP)	Vendor	Approval
1557	6007-PLN-AGE-57-21-6108	Beta Plant Solar Field Substation 108 Single Line Diagram (108 LVSWBD 001)	Drawing	NA	ELEC-1 (TYP)	Vendor	Approval
1558	6007-PLN-AGE-57-21-6109	Beta Plant Solar Field Substation 109 Single Line Diagram (109 LVSWBD 001)	Drawing	NA	ELEC-1 (TYP)	Vendor	Approval
1559	6007-PLN-AGE-57-33-1010	Solar Field Beta Plant Pipe Rack Grounding System Crossing with Drainage Channel	Drawing	NA	ELEC-1 (TYP)	Vendor	Approval
1560	6007-PLN-AGE-57-33-1011	Solar Plant, Beta Plant Pipe Rack Grounding Details Crossing with Drainage Channel	Drawing	NA	ELEC-1 (TYP)	Vendor	Approval
1561	6007-PLN-AGE-57-33-6105	Beta Plant Solar Field 105 Grounding Plan	Drawing	NA	ELEC-1 (TYP)	Vendor	Approval
1562	6007-PLN-AGE-57-33-6106	Beta Plant Solar Field 106 Grounding Plan	Drawing	NA	ELEC-1 (TYP)	Vendor	Approval
1563	6007-PLN-AGE-57-31-2011	Alpha Plant Solar Field LV & FO Cross Sectional Cables Trenching Details	Drawing	NA	ELEC-1 (TYP)	Vendor	Approval
1564	6007-PLN-AGE-57-31-6011	Beta Plant Solar Field LV & FO Cross Sectional Cables Trenching Details	Drawing	NA	ELEC-1 (TYP)	Vendor	Approval
1565	6007-PLN-AGE-57-31-1011	Solar Field Corner Load Power Panel Details with Weather Station Supplying	Drawing	NA	ELEC-1 (TYP)	Vendor	Approval
1566	6007-PLN-ATP-00-34-C100	Engineering Standards and Practices Specification For Electrical Construction	Drawing	NA	ELEC-1 (TYP)	Vendor	Approval
1567	6007-PLN-AGE-57-52-6902	Mojave Solar Project Drainage Channel Crossing Far West Field, Beta, HTF Pipe Support steel truss Foundations Elevation, Plan & Sections for Column 1 to 5	Drawing	NA	ELEC-1 (TYP)	Vendor	Approval

Compliance No.: GEN-2
Job: Mojave Solar Project
Date: 02/06/14
Description: Electrical Site Drawings List - Alpha&Beta

Line No.	Sheet No.	Description	Type of Document	Revision Number	Applicable Condition of Certification	Vendor Supplied or EOR	Reason for Submittal
1568	6007-PLN-AGE-57-52-6903	Mojave Solar Project Drainage Channel Crossing Far West Field, Beta, HTF Pipe Support steel truss Foundations Plan, Section and Detail for Column 2, 3, & 4	Drawing	NA	ELEC-1 (TYP)	Vendor	Approval
1569	6007-PLN-AGE-57-52-6904	Mojave Solar Project Drainage Channel Crossing Far West Field, Beta, HTF Pipe Support steel truss Foundations Plan, Section and Detail for Column 1 to 5	Drawing	NA	ELEC-1 (TYP)	Vendor	Approval
1570	6007-PLN-ATP-00-50-S001	General Civil & Structural Notes	Drawing	NA	ELEC-1 (TYP)	Vendor	Approval
1571	6007-PLN-ATP-18-52-R106	Building Layout Alpha Site 101 SUB 001 Solar Field Station	Drawing	NA	ELEC-1 (TYP)	Vendor	Approval
1572	6007-PLN-ATP-18-52-R107	Building Layout Alpha Site 102 SUB 001 Solar Field Station	Drawing	NA	ELEC-1 (TYP)	Vendor	Approval
1573	6007-PLN-ATP-18-52-R108	Building Layout Alpha Site 103 SUB 001 Solar Field Station	Drawing	NA	ELEC-1 (TYP)	Vendor	Approval
1574	6007-PLN-ATP-18-52-R109	Building Layout Alpha Site 104 SUB 001 Solar Field Station	Drawing	NA	ELEC-1 (TYP)	Vendor	Approval
1575	6007-PLN-ATP-18-52-R206	Building Layout Beta Site 105 SUB 001 Solar Field Station	Drawing	NA	ELEC-1 (TYP)	Vendor	Approval
1576	6007-PLN-ATP-18-52-R207	Building Layout Beta Site 106 SUB 001 Solar Field Station	Drawing	NA	ELEC-1 (TYP)	Vendor	Approval
1577	6007-PLN-ATP-18-52-R208	Building Layout Beta Site 107 SUB 001 Solar Field Station	Drawing	NA	ELEC-1 (TYP)	Vendor	Approval
1578	6007-PLN-ATP-18-52-R209	Building Layout Beta Site 108 SUB 001 Solar Field Station	Drawing	NA	ELEC-1 (TYP)	Vendor	Approval
1579	6007-PLN-ATP-18-52-R210	Building Layout Beta Site 109 SUB 001 Solar Field Station	Drawing	NA	ELEC-1 (TYP)	Vendor	Approval
1580	6007-PLN-ATP-00-32-C130	Engineering Standards and Practices Specification For Cable and Wiring Installation	Drawing	NA	ELEC-1 (TYP)	Vendor	Approval
1581	6007-PLN-ATP-00-34-C135	Engineering Standards and Practices Specification For Wiring Device Installation	Drawing	NA	ELEC-1 (TYP)	Vendor	Approval
1582	6007-PLN-ATP-00-32-C125	Engineering Standards and Practices Specification For Cable Tray Installation	Drawing	NA	ELEC-1 (TYP)	Vendor	Approval
1583	6007-PLN-ATP-00-32-C120	Specification Standards and Practices Specifications For Rigid Conduit Installation	Drawing	NA	ELEC-1 (TYP)	Vendor	Approval
1584	6007-ESP-AGE-00-32-C110	Engineering Standards and Practices Specification For Electrical Construction Solar Field Direct Buried Cable	Spec	NA	ELEC-1 (TYP)	Vendor	Approval
1585	6007-ESP-AGE-00-34-E0309C	Specification For Low voltage cables in Solar Field	Spec	NA	ELEC-1 (TYP)	Vendor	Approval
1586	6007-ESP-AGE-00-34-E0310C	Specification For Medium voltage cables in Solar Field	Spec	NA	ELEC-1 (TYP)	Vendor	Approval
1587	6007-LIS-AGE-57-34-00323A	LV Power Cable Schedule in Solar Field (Alpha Site)	list	NA	ELEC-1 (TYP)	Vendor	Approval
1588	6007-LIS-AGE-57-34-00323B	LV Power Cable Schedule in Solar Field (Beta Site)	list	NA	ELEC-1 (TYP)	Vendor	Approval
1589	6007-LIS-AGE-57-34-00322A	MV Power Cable Schedule in Solar Field (Alpha Site)	list	NA	ELEC-1 (TYP)	Vendor	Approval
1590	6007-LIS-AGE-57-34-00322B	MV Power Cable Schedule in Solar Field (Beta Site)	list	NA	ELEC-1 (TYP)	Vendor	Approval
1591	6007-PLN-ATP-00-00-H101-A	Hazardous Area Classification Alpha Plant Sheet #1/11	Drawing	NA	ELEC-1 (TYP)	Vendor	Approval
1592	6007-PLN-ATP-00-00-H102-B	Hazardous Area Classification Beta Plant Sheet #2/11	Drawing	NA	ELEC-1 (TYP)	Vendor	Approval
1593	6007-ESP-AGE-00-35-0002	Engineering Specification Alpha & Beta Plants Communications Cable	Spec	NA	ELEC-1 (TYP)	Vendor	Approval
1594	6007-LIS-AGE-57-35-2020	Fiber Optic Cable Schedule in Solar Field Alpha	list	NA	ELEC-1 (TYP)	Vendor	Approval
1595	6007-LIS-AGE-57-35-6020	Fiber Optic Cable Schedule in Solar Field Beta	list	NA	ELEC-1 (TYP)	Vendor	Approval
1596	6007-PLN-AGE-00-72-0001	CCTV System General Layout. Alpha and Beta Plants	Drawing	NA	ELEC-1 (TYP)	Vendor	Approval
1597	6007-PLN-AGE-57-40-0111	Solar Field Typical Corner Loads CCTV Camera & Lighting Pole Detail	Drawing	NA	ELEC-1 (TYP)	Vendor	Approval
1598	6007-PLN-ATP-00-21-O001	Electrical One-Line Diagram Symbol List	Drawing	NA	ELEC-1 (TYP)	Vendor	Approval
1599	6007-PLN-ATP-00-21-O020	Overall One-Line Diagram-Beta Site	Drawing	NA	ELEC-1 (TYP)	Vendor	Approval
1600	6007-PLN-ATP-18-52-R201	Electrical Layout Building #22 Main Electrical Station-Beta Site	Drawing	NA	ELEC-1 (TYP)	Vendor	Approval
1601	6007-PLN-ATP-18-52-R202	Electrical Layout Building #27 HTF Station-Beta Site	Drawing	NA	ELEC-1 (TYP)	Vendor	Approval
1602	6007-PLN-ATP-18-52-R203	Electrical Layout Building #26 Cooling Water Station-Beta Site	Drawing	NA	ELEC-1 (TYP)	Vendor	Approval
1603	6007-PLN-ATP-18-52-R204	Electrical Layout Building #13 STG2 Station-Beta Site	Drawing	NA	ELEC-1 (TYP)	Vendor	Approval
1604	6007-PLN-ATP-18-52-R206	Building Layout 105 SUB 001 Solar Field Station-Beta Site	Drawing	NA	ELEC-1 (TYP)	Vendor	Approval
1605	6007-PLN-ATP-18-52-R207	Building Layout 106 SUB 001 Solar Field Station-Beta Site	Drawing	NA	ELEC-1 (TYP)	Vendor	Approval
1606	6007-PLN-ATP-18-52-R208	Building Layout 107 SUB 001 Solar Field Station-Beta Site	Drawing	NA	ELEC-1 (TYP)	Vendor	Approval
1607	6007-PLN-ATP-18-52-R209	Building Layout 108 SUB 001 Solar Field Station-Beta Site	Drawing	NA	ELEC-1 (TYP)	Vendor	Approval
1608	6007-PLN-ATP-18-52-R210	Building Layout 109 SUB 001 Solar Field Station 1-Beta Site	Drawing	NA	ELEC-1 (TYP)	Vendor	Approval
1609	6007-PLN-ATP-23-21-O106	General One-Line Diagram 230kV Substation-Beta Site	Drawing	NA	ELEC-1 (TYP)	Vendor	Approval
1610	6007-PLN-ATP-23-21-O107	General one-Line Diagram 230kV Substation Utility Interconnection-Alpha/Beta Site	Drawing	NA	ELEC-1 (TYP)	Vendor	Approval
1611	6007-PLN-ATP-23-21-O205	General One-Line Diagram 230kV Substation-Beta Site	Drawing	NA	ELEC-1 (TYP)	Vendor	Approval
1612	6007-PLN-ATP-23-21-O208	Metering And Relaying One-Line Key Plan-Beta Site	Drawing	NA	ELEC-1 (TYP)	Vendor	Approval
1613	6007-PLN-ATP-23-21-O209	Metering And Relaying One-Line Diagram STG2-Beta Site	Drawing	NA	ELEC-1 (TYP)	Vendor	Approval
1614	6007-PLN-ATP-23-21-O210	Metering And Relaying One-Line Diagram APT2-Beta Site	Drawing	NA	ELEC-1 (TYP)	Vendor	Approval
1615	6007-PLN-ATP-23-21-O213	Metering And Relaying One-Line 230 KV Transmission Line-Beta Site	Drawing	NA	ELEC-1 (TYP)	Vendor	Approval
1616	6007-PLN-ATP-23-21-O214	Metering And Relaying Substation Trip/Close Control Logic One-Line-Beta Site	Drawing	NA	ELEC-1 (TYP)	Vendor	Approval
1617	6007-PLN-ATP-23-22-B206	DC Schematic STG2 Protection-Beta Site	Drawing	NA	ELEC-1 (TYP)	Vendor	Approval
1618	6007-PLN-ATP-23-22-B208	DC Schematic STG2 Unit Protection-Beta Site	Drawing	NA	ELEC-1 (TYP)	Vendor	Approval
1619	6007-ESP-ATP-00-32-C110	Engineering Standards and Practices Specification For Electrical Construction	Spec	3	ELEC-1 (TYP)	Vendor	Approval
1620	6007-ESP-ATP-00-33-C105	Engineering Standards and Practices Specification For Grounding Installation	Spec	3	ELEC-1 (TYP)	Vendor	Approval
1621	6007-ESP-ATP-00-34-C100	Engineering Standards and Practices Specification For Electrical Construction	Spec	3	ELEC-1 (TYP)	Vendor	Approval
1622	6007-PLN-AGE-25-33-0002	Power Block Grounding Details	Drawing	1	ELEC-1 (TYP)	Vendor	Approval
1623	6007-PLN-AGE-25-33-5301	Power Block Area Grounding Plan Alpha Plant	Drawing	4	ELEC-1 (TYP)	Vendor	Approval
1624	6007-PLN-AGE-25-33-5302	Power Block Area STG AUX. Equipment Structure Aerial Grounding System. Alpha Plant	Drawing	0	ELEC-1 (TYP)	Vendor	Approval
1625	6007-PLN-AGE-25-33-5303	Power Block Area STG AUX. Equipment Structure Aerial Grounding System. Alpha Plant	Drawing	0	ELEC-1 (TYP)	Vendor	Approval
1626	6007-PLN-AGE-25-33-9701	Power Block Area Grounding Plan Beta Plant	Drawing	4	ELEC-1 (TYP)	Vendor	Approval
1627	6007-PLN-AGE-25-33-9702	Power Block Area STG AUX. Equipment Structure Aerial Grounding System. Beta Plant	Drawing	0	ELEC-1 (TYP)	Vendor	Approval
1628	6007-PLN-AGE-25-33-9703	Power Block Area STG AUX. Equipment Structure Aerial Grounding System. Beta Plant	Drawing	0	ELEC-1 (TYP)	Vendor	Approval
1629	6007-ESP-ATP-00-50-C034	Civil Tender Process Specifications	Spec	1	ELEC-1 (TYP)	Vendor	Approval
1630	6007-CAL-AGE-00-40-0041	HTF Underground Crossing Tunnel Lighting Calculation Alpha Plant	Calculation	3	ELEC-1 (TYP)	Vendor	Approval
1631	6007-ESP-ATP-00-32-C120	Engineering Standards and Practices Specification for Rigid Conduit Installation	Spec	2	ELEC-1 (TYP)	Vendor	Approval
1632	6007-ESP-ATP-00-32-C125	Engineering Standards and Practices Specification for Cable Tray Installation	Spec	2	ELEC-1 (TYP)	Vendor	Approval
1633	6007-ESP-ATP-00-32-C130	Engineering Standards and Practices Specification for Cable and Wiring Installation	Spec	2	ELEC-1 (TYP)	Vendor	Approval
1634	6007-ESP-AGE-25-49-S003	Specification for UPS	Spec	2	ELEC-1 (TYP)	Vendor	Approval
1634	6007-ESP-AGE-25-49-S004	Specification for UPS Batteries	Spec	1	ELEC-1 (TYP)	Vendor	Approval
1634	6007-ESP-AGE-25-49-S022	Specification for DC System	Spec	1	ELEC-1 (TYP)	Vendor	Approval
1634	6007-ESP-AGE-25-49-S023	Specification for DC System Batteries	Spec	1	ELEC-1 (TYP)	Vendor	Approval
1634	6007-ESP-AGE-27-40-E430	Specification for Low Voltage Grounding Resistor Alpha & Beta Plants	Spec	0	ELEC-1 (TYP)	Vendor	Approval
1634	6007-ESP-AGE-21-22-S111	Engineering Standards and Practices Specification For UDS Steam Generation Area Scope of Work Clarifications	Spec	1	ELEC-1 (TYP)	Vendor	Approval
1634	6007-PLN-AGE-57-40-0110	Solar Field Typical Corner Load Lighting Pole	Drawing	3	ELEC-1 (TYP)	Vendor	Approval
1634	6007-PLN-AGE-57-40-0111	Solar Field Typical Corner Load CCTV Camera & Lighting Pole	Drawing	3	ELEC-1 (TYP)	Vendor	Approval
1634	6007-PLN-AGE-57-40-0112	Solar Field TV Camera Pole Detail	Drawing	0	ELEC-1 (TYP)	Vendor	Approval
1634	6007-PLN-AGE-57-31-2401	Alpha Plant Solar Field LV & FO Trenching Details	Drawing	2	ELEC-1 (TYP)	Vendor	Approval
1634	6007-PLN-AGE-57-31-2402	Solar Field Electrical Raceways Details Drawing Circuit Routing HTF SF103	Drawing	2	ELEC-1 (TYP)	Vendor	Approval
1634	6007-PLN-AGE-57-30-0020	Three Sided Metal Shed for HTF Valves Area Panels Solar Field 107 Beta Plant	Drawing	2	ELEC-1 (TYP)	Vendor	Approval
1634	6007-PLN-AGE-57-30-0022	Three Sided Metal Shed for HTF Valves Area Panels Solar Field 109 Beta Plant	Drawing	2	ELEC-1 (TYP)	Vendor	Approval
1634	6007-PLN-AGE-57-31-6401	Beta Plant Solar Field LV & FO Trenching Details	Drawing	2	ELEC-1 (TYP)	Vendor	Approval
1634	6007-PLN-AGE-57-31-6402	Solar Field Electrical Raceways Details Drawing Circuit Routing HTF SF 109 North	Drawing	2	ELEC-1 (TYP)	Vendor	Approval
1634	6007-PLN-AGE-57-31-6403	Solar Fild Electrical Raceways Details Drawing Circuit Routing HTF SF 107	Drawing	2	ELEC-1 (TYP)	Vendor	Approval
1634	6007-PLN-AGE-57-31-6404	Solar Field Electrical Raceways Details Drawing Circuit Routing HTF SF 109 South	Drawing	2	ELEC-1 (TYP)	Vendor	Approval
1634	6007-PLN-AGE-57-31-8111	Beta Plant. Detail for Cable Trench Crossing with Beta access road	Drawing	0	ELEC-1 (TYP)	Vendor	Approval
1634	6007-PLN-AGE-00-33-1009	Vertical HTF Pipes Loop Typical Steel Frame Support Grounding System Detail	Drawing	0	ELEC-1 (TYP)	Vendor	Approval
1635	Duct Access SH1	Duct Access	Drawing	0	ELEC-1 (TYP)	Vendor	Approval
1636	Duct Access SH2	Duct Access	Drawing	0	ELEC-1 (TYP)	Vendor	Approval
1637	Duct Access SH3	Duct Access	Drawing	0	ELEC-1 (TYP)	Vendor	Approval
1638	6007-PLN-ATP-28-34-6001	Relocation of 12.5 Kv Line	Drawing	0	ELEC-1 (TYP)	Vendor	Approval
1639	6007-PLN-ATP-28-34-6002	Relocation of 12.5 Kv Line	Drawing	0	ELEC-1 (TYP)	Vendor	Approval
1640	6007-PLN-ATP-28-34-6003	Relocation of 12.5 Kv Line	Drawing	0	ELEC-1 (TYP)	Vendor	Approval
1641	6007-PLN-AGE-57-40-0110	Solar Field Typical Corner Loads Lighting Pole	Drawing	3	ELEC-1 (TYP)	Vendor	Approval
1642	6007-PLN-AGE-57-40-0111	Solar Field Typical Corner Loads CCTV Camera & Lighting Pole Details	Drawing	3	ELEC-1 (TYP)	Vendor	Approval
1643	6007-PLN-AGE-57-40-0112	Solar Field TV Camera Pole Details	Drawing	0	ELEC-1 (TYP)	Vendor	Approval
1644	6007-PLN-AGE-57-31-2401	Alpha Plant Solar Field LV &FO Trenching Details	Drawing	2	ELEC-1 (TYP)	Vendor	Approval
1645	6007-PLN-AGE-57-31-2402	Solar Field Electrical Raceways Details Drawing Circuit Routing HTF SF103	Drawing	2	ELEC-1 (TYP)	Vendor	Approval
1646	6007-PLN-AGE-57-30-0020	Three Sided Metal Shed For HTF Valves Area Panels Solar Field 107 Beta Plant	Drawing	2	ELEC-1 (TYP)	Vendor	Approval
1647	6007-PLN-AGE-57-30-0022	Three Sided Metal Shed For HTF Valves Area Panels Solar Field 109 Beta Plant	Drawing	2	ELEC-1 (TYP)	Vendor	Approval
1648	6007-PLN-AGE-57-31-6401	Beta Plant Solar Field LV & FO Trenching Details	Drawing	2	ELEC-1 (TYP)	Vendor	Approval
1649	6007-PLN-AGE-57-31-6402	Solar Field Electrical Raceways Details Drawing Circuit Routing HTF SF 109 North	Drawing	2	ELEC-1 (TYP)	Vendor	Approval
1650	6007-PLN-AGE-57-31-6403	Solar Field Electrical Raceways Details Drawing Circuit Routing HTF SF 107	Drawing	2	ELEC-1 (TYP)	Vendor	Approval
1651	6007-PLN-AGE-57-31-6404	Solar Field Electrical Raceways Details Drawing Circuit Routing HTF SF 109 South	Drawing	2	ELEC-1 (TYP)	Vendor	Approval
1652	6007-PLN-AGE-57-31-8111	Beta Plant. Detail for Cable Trench Crossing with Beta Access Road	Drawing	0	ELEC-1 (TYP)	Vendor	Approval
1623	6007-PLN-AGE-57-33-6007	Beta Plant. Solar Field 107 Shed For HTF Valves Panelboard Grounding Plan (North Valve Area)	Drawing	0	ELEC-1 (TYP)	Vendor	Approval
1654	6007-PLN-AGE-57-33-6008	Beta Plant. Solar Field 109 Shed For HTF Valves Panelboard Grounding Plan (South Valve Area)	Drawing	0	ELEC-1 (TYP)	Vendor	Approval
1655	Revision Letter ELEC-1-21.01	Revision Sheet	Response Letter	NA	ELEC-1 (TYP)	Vendor	Approval
1656	6007-PLN-AGE-58-23-0042	Alpha Power Block Electrical Services for North HTF Underground Crossing Tunnel	Drawing	3	3	Vendor	Approval
1657	6007-PLN-AGE-58-23-0043	Alpha Power Block Electrical Services for South HTF Underground Crossing Tunnel	Drawing	3	3	Vendor	Approval

Compliance No.: GEN-2
Job: Mojave Solar Project
Date: 02/06/14
Description: Electrical Site Drawings List - Alpha&Beta

Line No.	Sheet No.	Description	Type of Document	Revision Number	Applicable Condition of Certification	Vendor Supplied or EOR	Reason for Submittal
1658	6007-PLN-AGE-58-40-3010_SH1	Alpha Central Plant North HTF Underground Crossing Lighting	Drawing	4	4	Vendor	Approval
1659	6007-PLN-AGE-58-40-3010_SH2	Alpha Central Plant North HTF Underground Crossing Lighting	Drawing	4	4	Vendor	Approval
1660	6007-PLN-AGE-58-40-3011_SH1	Alpha Central Plant North HTF Underground Crossing Details Drawing	Drawing	3	3	Vendor	Approval
1661	6007-PLN-AGE-58-40-3011_SH2	Alpha Central Plant North HTF Underground Crossing Details Drawing	Drawing	3	3	Vendor	Approval
1662	6007-PLN-AGE-58-40-3020_SH1	Alpha Central Plant South HTF Underground Crossing Lighting	Drawing	4	4	Vendor	Approval
1663	6007-PLN-AGE-58-40-3020_SH2	Alpha Central Plant South HTF Underground Crossing Lighting	Drawing	4	4	Vendor	Approval
1664	6007-PLN-AGE-58-40-3021_SH1	Alpha Central Plant South HTF Underground Crossing Details Drawing	Drawing	3	3	Vendor	Approval
1665	6007-PLN-AGE-58-40-3021_SH 2	Alpha Central Plant South HTF Underground Crossing Details Drawing	Drawing	3	3	Vendor	Approval
1666	BV RESPONSE ELEC-1-18.02_PC(2)	Revision Letter	41659	NA	NA	Vendor	Approval
1667	6007-PLN-APT-00-00-H101-A	Hazardous Area Classification Alpha Plant	Drawing	2	2	Vendor	Approval
1668	6007-PLN-APT-00-00-H1011-A	Hazardous Area Classification Alpha Plant	Drawing	2	2	Vendor	Approval
1669	6007-PLN-AGE-67-36-2701	Utilites Lightning Protection Plan Building 27 HTF Electrical Building Alpha & Beta Plants	Drawing	0	0	Vendor	Approval

ABENER TEYMA MOJAVE - Specifications List

Compliance No.: GEN-2
Job: Mojave Solar Project
Date: 02/06/14
Description: Specifications List

Specification Number	Specification Title	Applicable Condition of Certification	Vendor Supplied or EOR	Reason For Submittal
6007-ESP-ATP- 00-30-M100	Electrical and Instrument Systems on Packaged Mechanical Equipment	ELEC-1 (TYP)	Vendor	Approval
6007-ESP-ATP- 00-31-C150	Electrical Construction Insulation Resistance Testing	ELEC-1 (TYP)	Vendor	Approval
6007-ESP-ATP- 00-32-C110	Electrical Construction	ELEC-1 (TYP)	Vendor	Approval
6007-ESP-ATP- 00-32-C120	Electrical Construction Rigid Conduit Installation	ELEC-1 (TYP)	Vendor	Approval
6007-ESP-ATP- 00-32-C122	Conduit Installation For Warehouse Only	ELEC-1 (TYP)	Vendor	Approval
6007-ESP-ATP- 00-32-C125	Electrical Construction Cable Tray Installation	ELEC-1 (TYP)	Vendor	Approval
6007-ESP-ATP- 00-32-C130	Electrical Construction Cable and Wiring Installation	ELEC-1 (TYP)	Vendor	Approval
6007-ESP-ATP- 00-33-C105	Electrical Construction Grounding Installation	ELEC-1 (TYP)	Vendor	Approval
6007-ESP-ATP- 00-34-C100	General Requirements for Electrical Construction	ELEC-1 (TYP)	Vendor	Approval
6007-ESP-ATP- 00-34-C135	Electrical Construction Wiring Device Installation	ELEC-1 (TYP)	Vendor	Approval
6007-ESP-ATP- 00-34-S061	Scope of Work-Collector Assembly Building	ELEC-1 (TYP)	Vendor	Approval
6007-ESP-ATP- 00-34-S061V	Electrical Vendor Data Requirement	ELEC-1 (TYP)	Vendor	Approval
6007-ESP-ATP- 00-34-S062	Electrical Construction Scope of Work-Warehouse Building	ELEC-1 (TYP)	Vendor	Approval
6007-ESP-ATP- 00-38-C115	Electrical Equipment Installation	ELEC-1 (TYP)	Vendor	Approval
6007-ESP-ATP- 00-46-E410	Liquid Filled Transformers 230 kV, 100MVA or Less	ELEC-1 (TYP)	Vendor	Approval
6007-ESP-ATP- 00-46-E410V	Vendor Data Requirements	ELEC-1 (TYP)	Vendor	Approval
6007-ESP-ATP- 00-46-E411	Liquid Filled Transformers 230kv, 100MVA or Less Data Sheet	ELEC-1 (TYP)	Vendor	Approval
6007-ESP-ATP- 00-46-E412	Liquid Filled Transformers 10MVA, Data Sheet	ELEC-1 (TYP)	Vendor	Approval
6007-ESP-ATP- 00-46-E415	Liquid Filled Transformers Above 100MVA	ELEC-1 (TYP)	Vendor	Approval
6007-ESP-ATP- 00-46-E416	Liquid Filled Transformers Above 100MVA Data Sheet	ELEC-1 (TYP)	Vendor	Approval
6007-ESP-ATP- 00-46-E420	Pad Mounted Transformer	ELEC-1 (TYP)	Vendor	Approval
6007-ESP-ATP- 00-46-E420V	Vendor Data Requirements	ELEC-1 (TYP)	Vendor	Approval
6007-ESP-ATP- 00-46-E421	Pad Mounted Transformer Data Sheet	ELEC-1 (TYP)	Vendor	Approval
6007-ESP-ATP- 00-46-E422	Pad Mounted Transformer Data Sheet	ELEC-1 (TYP)	Vendor	Approval
6007-ESP-ATP- 00-46-S050	Construction Temporary Power Subcontract	ELEC-1 (TYP)	Vendor	Approval
6007-ESP-ATP- 00-47-M120	Synchronous Generator	ELEC-1 (TYP)	Vendor	Approval
6007-ESP-ATP- 00-47-M125	Generator Synchronization Control	ELEC-1 (TYP)	Vendor	Approval
6007-ESP-ATP- 23-38-S030	Substation Construction Scope of Work	ELEC-1 (TYP)	Vendor	Approval
6007-ESP-ATP- 23-38-S030V	Vendor Data Requirements	ELEC-1 (TYP)	Vendor	Approval
6007-ESP-ATP- 23-38-S050V	Vendor Data Requirements	ELEC-1 (TYP)	Vendor	Approval
6007-ESP-ATP- 23-48-E330	Substation Circuit Breakers	ELEC-1 (TYP)	Vendor	Approval
6007-ESP-ATP- 23-48-E330V	Vendor Data Requirements	ELEC-1 (TYP)	Vendor	Approval
6007-ESP-ATP- 23-48-E331	Substation Circuit Breakers Data Sheet	ELEC-1 (TYP)	Vendor	Approval
6007-ESP-ATP- 23-48-E340	Disconnect Switches, Instrumentation Transformers, Lightning Arrestors, and Structures	ELEC-1 (TYP)	Vendor	Approval
6007-ESP-ATP- 23-48-E341	Substation Disconnect Switch Data Sheet	ELEC-1 (TYP)	Vendor	Approval
6007-ESP-ATP- 23-48-E342	Substation Instrumentation Transformer Data Sheet	ELEC-1 (TYP)	Vendor	Approval
6007-ESP-ATP- 23-48-E343	Substation Lightning Arrestor Data Sheet	ELEC-1 (TYP)	Vendor	Approval
6007-ESP-ATP- 23-48-S032	242 kV Transmission Line Scope of Work	ELEC-1 (TYP)	Vendor	Approval
6007-ESP-ATP- 26-48-S032	230 kV Transmission Line Scope of Work	ELEC-1 (TYP)	Vendor	Approval
6007-ESP-ATP- 26-48-S032V	Vendor Data Requirements	ELEC-1 (TYP)	Vendor	Approval
6007-ESP-ATP- 27-21-E150	Low Voltage Variable Speed Drive Mounted Outside the MCC	ELEC-1 (TYP)	Vendor	Approval
6007-ESP-ATP- 27-21-E150V	Vendor Data Requirements	ELEC-1 (TYP)	Vendor	Approval
6007-ESP-ATP- 27-21-E151	Wall Mounted Low Voltage Variable Speed Drive Data Sheet	ELEC-1 (TYP)	Vendor	Approval
6007-ESP-ATP- 27-21-E215	Low Voltage Smart Motor Control Centers	ELEC-1 (TYP)	Vendor	Approval
6007-ESP-ATP- 27-21-E215V	Vendor Data Requirements	ELEC-1 (TYP)	Vendor	Approval
6007-ESP-ATP- 27-21-E260	Unitized Distribution Substation	ELEC-1 (TYP)	Vendor	Approval
6007-ESP-ATP- 27-21-E260V	Vendor Data Requirements For Construction Panelboards	ELEC-1 (TYP)	Vendor	Approval
6007-ESP-ATP- 27-21-E310	Low Voltage Switchgear	ELEC-1 (TYP)	Vendor	Approval
6007-ESP-ATP- 27-21-E310V	Vendor Data Requirements	ELEC-1 (TYP)	Vendor	Approval
6007-ESP-ATP- 27-21-E311	Low Voltage Switchgear Data Sheet	ELEC-1 (TYP)	Vendor	Approval
6007-ESP-ATP- 27-21-E370	Low Voltage Bus Duct	ELEC-1 (TYP)	Vendor	Approval
6007-ESP-ATP- 27-21-E370V	Vendor Data Requirements	ELEC-1 (TYP)	Vendor	Approval
6007-ESP-ATP- 27-21-E371	Low Voltage Bus Duct Data Sheet	ELEC-1 (TYP)	Vendor	Approval
6007-ESP-ATP- 27-21-E390	Low Voltage Panel Boards	ELEC-1 (TYP)	Vendor	Approval
6007-ESP-ATP- 27-21-E540	Low Voltage Grounding Resistor	ELEC-1 (TYP)	Vendor	Approval
6007-ESP-ATP- 27-21-E540V	Vendor Data Requirements	ELEC-1 (TYP)	Vendor	Approval
6007-ESP-ATP- 27-21-E541	Low Voltage Grounding Resistor Data Sheet	ELEC-1 (TYP)	Vendor	Approval
6007-ESP-ATP- 28-38-E350	Medium Voltage Bus Duct	ELEC-1 (TYP)	Vendor	Approval
6007-ESP-ATP- 28-38-E350V	Vendor Data Requirements	ELEC-1 (TYP)	Vendor	Approval
6007-ESP-ATP- 28-38-E351	Medium Voltage Iso Phase Bus Duct Data Sheet	ELEC-1 (TYP)	Vendor	Approval
6007-ESP-ATP- 28-38-E352	Medium Voltage Bus Duct Data Sheet	ELEC-1 (TYP)	Vendor	Approval

6007-ESP-ATP- 28-43-E160	Medium Voltage Variable Speed Drives	ELEC-1 (TYP)	Vendor	Approval
6007-ESP-ATP- 28-43-E160V	Vendor Data Requirements	ELEC-1 (TYP)	Vendor	Approval
6007-ESP-ATP- 23-46-E161	Medium Voltage Variable Speed Drives Data Sheet	ELEC-1 (TYP)	Vendor	Approval
6007-ESP-ATP- 28-43-E220	5kV Motor Controllers	ELEC-1 (TYP)	Vendor	Approval
6007-ESP-ATP- 28-43-E220V	Vendor Data Requirements	ELEC-1 (TYP)	Vendor	Approval
6007-ESP-ATP- 28-43-E221	15kV Contactors	ELEC-1 (TYP)	Vendor	Approval
6007-ESP-ATP- 28-43-E221V	Vendor Data Requirements	ELEC-1 (TYP)	Vendor	Approval
6007-ESP-ATP- 28-43-E320	Medium Voltage Switchgear	ELEC-1 (TYP)	Vendor	Approval
6007-ESP-ATP- 28-43-E320V	Vendor Data Requirements	ELEC-1 (TYP)	Vendor	Approval
6007-ESP-ATP- 28-43-E321	Medium Voltage Switchgear Data Sheet	ELEC-1 (TYP)	Vendor	Approval
6007-ESP-ATP- 28-43-E325	Medium Voltage Interrupter Switch	ELEC-1 (TYP)	Vendor	Approval
6007-ESP-ATP- 28-43-E325V	Vendor Data Requirements	ELEC-1 (TYP)	Vendor	Approval
6007-ESP-ATP- 28-43-E326	Medium Voltage Interrupter Switch Data Sheet	ELEC-1 (TYP)	Vendor	Approval
6007-ESP-ATP- 28-46-E530	Medium Voltage Grounding Resistor	ELEC-1 (TYP)	Vendor	Approval
6007-ESP-ATP- 28-46-E530V	Vendor Data Requirements	ELEC-1 (TYP)	Vendor	Approval
6007-ESP-ATP- 28-46-E531	Medium Voltage Grounding Resistor Data Sheet	ELEC-1 (TYP)	Vendor	Approval
6007-ESP-ATP- 28-46-E532	Medium Voltage Grounding Resistor Data Sheet	ELEC-1 (TYP)	Vendor	Approval
6007-ESP-ATP- 28-47-E130	Diesel Generator	ELEC-1 (TYP)	Vendor	Approval
6007-ESP-ATP- 28-47-E130V	Vendor Data Requirements	ELEC-1 (TYP)	Vendor	Approval
6007-ESP-ATP- 28-47-M135	Generator Synchronization Control	ELEC-1 (TYP)	Vendor	Approval
6007-ESP-ATP- 35-30-M110	Induction Motors	ELEC-1 (TYP)	Vendor	Approval
6007-ESP-ATP- 35-30-M111	Motor Data Sheet 250hp and below; 250 hp to 400 hp VSD Driven	ELEC-1 (TYP)	Vendor	Approval
6007-ESP-ATP- 35-30-M112	Motor Data Sheet 250hp and Above	ELEC-1 (TYP)	Vendor	Approval

Compliance No.: GEN-2

Job: Mojave Solar Project

Date: 02/06/14

Description: Electrical Site Drawings List - Temporary Power

Drawing Number	Drawing Title	Applicable Condition of Certification	Vendor Supplied or EOR	Reason For Submittal
Alpha Phase 1				
6007-PLN-ATP- 28-21-O001	Construction Temporary Power One-Line Diagram	ELEC-1 (TYP)	Vendor	Approval
6007-PLN-ATP- 28-21-P002	Construction Temporary Power Distribution Panel Schedules	ELEC-1 (TYP)	Vendor	Approval
6007-PLN-ATP- 28-21-P007	Construction Temporary Power Distribution Panel Schedules	ELEC-1 (TYP)	Vendor	Approval
6007-PLN-ATP- 28-34-R001	Construction Tempoary Power Electrical Site Plan	ELEC-1 (TYP)	Vendor	Approval
6007-PLN-ATP- 28-34-R002	Construction Temporary Power For Alpha Plant	ELEC-1 (TYP)	Vendor	Approval
Alpha Phase 2 & Beta				
6007-PLN-ATP- 28-21-O001	Construction Temporary Power One-Line Diagram	ELEC-1 (TYP)	Vendor	Approval
6007-PLN-ATP- 28-21-P002	Construction Temporary Power Distribution Panel Schedules	ELEC-1 (TYP)	Vendor	Approval
6007-PLN-ATP- 28-21-P003	Construction Temporary Power Distribution Panel Schedules	ELEC-1 (TYP)	Vendor	Approval
6007-PLN-ATP- 28-21-P004	Construction Temporary Power Distribution Panel Schedules	ELEC-1 (TYP)	Vendor	Approval
6007-PLN-ATP- 28-21-P005	Construction Temporary Power Distribution Panel Schedules	ELEC-1 (TYP)	Vendor	Approval
6007-PLN-ATP- 28-34-R001	Construction Tempoary Power Electrical Site Plan	ELEC-1 (TYP)	Vendor	Approval
6007-PLN-ATP- 28-34-R002	Construction Temporary Power For Alpha Plant	ELEC-1 (TYP)	Vendor	Approval
6007-PLN-ATP- 28-34-R003	Construction Temporary Power For Alpha Plant	ELEC-1 (TYP)	Vendor	Approval
VIS-3				
6007-PLN-ATP- 28-34-R004	Construction Temporary Lighting Electrical Site Plan	ELEC-1 (TYP)	Vendor	Approval

6007-LIS-ATP-00-60-G127
GEN-2
Job: Mojave Solar Project
Date: 02/06/14
Description: Mechanical Master Document List
Rev 1
By: JWP
App'd: MZA

Sheet No.	Description	Type of Document	Revision Number	Vendor Supplied or EOR	Applicable Condition of Certification	Reason For Submittal	Type of Document	Submittal Date
6007-ESP-ATP-00-00-GW001	Groundwater Well Reconnaissance & Abandonment	Spec	0	SP	GEN-2	Approval	Spec	Field
6007-ESP-ATP-00-60-G100	Project Design Criteria	Spec	3	HED	GEN-2	Approval	Spec	8/30/2012
6007-ESP-ATP-00-60-G103	Quantitative Risk Analysis	Spec	0	KH	GEN-2	Approval	Spec	8/12/2011
6007-ESP-ATP-00-60-G120	Equipment Modeling Vendor Requirements	Spec	1	CK	GEN-2	Approval	Spec	6/6/2011
6007-ESP-ATP-00-60-G121	Shipping Preparation	Spec	2	CK	GEN-2	Approval	Spec	8/25/2011
6007-ESP-ATP-00-60-G130	Required Allowable Nozzle Loads	Spec	1	CK	GEN-2	Approval	Spec	1/27/2011
6007-ESP-ATP-00-60-I100	Mineral Fiber Insulation	Spec	1	CK	GEN-2	Approval	Spec	6/6/2011
6007-ESP-ATP-00-60-I150	Aluminum Jacket Cover for Insulaton	Spec	1	CK	GEN-2	Approval	Spec	6/6/2011
6007-ESP-ATP-00-60-I152	Removable - Reusable Jacketing for Insulation	Spec	1	CK	GEN-2	Approval	Spec	6/6/2011
6007-ESP-ATP-00-60-I153	Installation of Insulation and Jacketing on Piping	Spec	1	CK	GEN-2	Approval	Spec	6/6/2011
6007-ESP-ATP-00-60-I180	Miscellaneous Insulation Materials	Spec	1	CK	GEN-2	Approval	Spec	6/6/2011
6007-ESP-ATP-00-60-N101	Two Coat System for Low Temperature Non-Primed Carbon Steel	Spec	1	CK	GEN-2	Approval	Spec	6/6/2011
6007-ESP-ATP-00-60-N102	Two Coat System for High Temperature Non-Primed Carbon Steel	Spec	1	CK	GEN-2	Approval	Spec	6/6/2011
6007-ESP-ATP-00-60-N103	Safety and Hazards Paint	Spec	1	UR	GEN-2	Approval	Spec	6/30/2011
6007-ESP-ATP-00-60-N105	Hot Dip Galvanizing	Spec	1	UR	GEN-2	Approval	Spec	6/30/2011
6007-ESP-ATP-00-60-N106	Touch-up for Galvanized Steel	Spec	1	UR	GEN-2	Approval	Spec	6/30/2011
6007-ESP-ATP-00-60-N180	Shop Applied Paint	Spec	2	CK	GEN-2	Approval	Spec	1/31/2012
6007-ESP-ATP-00-60-N185	Field Applied Paint	Spec	0	CK	GEN-2	Approval	Spec	6/6/2011
6007-ESP-ATP-00-60-N190	Tank Lining	Spec	0	UR	GEN-2	Approval	Spec	2/17/2011
6007-ESP-ATP-00-60-Q101	Hydrostatic Pressure Test of Metallic Equipment	Spec	0	CK	GEN-2	Approval	Spec	6/6/2011
6007-ESP-ATP-00-61-G113	Pipe Index	Spec	2	JWP	GEN-2	Approval	Spec	1/17/2012
6007-ESP-ATP-00-62-M900	Safety Showers	Spec	0	SMR	GEN-2	Approval	Spec	1/17/2011
6007-ESP-ATP-00-62-U500	Steam Turbine Generator	Spec	0	GENERAL ELECTRIC	GEN-2	Approval	Spec	5/31/2011
6007-ESP-ATP-00-62-U501	Steam Turbine Generator	Spec	1	GENERAL ELECTRIC	GEN-2	Approval	Spec	2/10/2012
6007-ESP-ATP-00-62-U502	Steam Turbine	Spec	0	GENERAL ELECTRIC	GEN-2	Approval	Spec	5/31/2011
6007-ESP-ATP-00-62-U503	Turbine Generator Auxiliaries	Spec	0	GENERAL ELECTRIC	GEN-2	Approval	Spec	6/6/2011
6007-ESP-ATP-00-62-U504	Steam Turbine Generator Instrumentation and Controls	Spec	0	GENERAL ELECTRIC	GEN-2	Approval	Spec	6/7/2011
6007-ESP-ATP-00-62-U505	Steam Turbine Generator Engineering Coordination and Services	Spec	0	GENERAL ELECTRIC	GEN-2	Approval	Spec	6/6/2011
6007-ESP-ATP-12-62-W200	Water Treatment System	Spec	2	RS	GEN-2	Approval	Spec	11/30/2011
6007-ESP-ATP-14-60-G176	Cooling Water Analysis	Spec	0	RS	GEN-2	Approval	Spec	8/24/2011
6007-ESP-ATP-14-62-P205	Cooling Tower Pumps	Spec	0	WMP	GEN-2	Approval	Spec	8/16/2011
6007-ESP-ATP-14-62-P401	CWT Pumps	Spec			GEN-2	Approval	Spec	5/1/2012
6007-ESP-ATP-14-62-P415	Cooling Tower Auxiliary Pumps	Spec	0	WMP	GEN-2	Approval	Spec	8/24/2011
6007-ESP-ATP-14-62-U300	Cooling Towers	Spec	1	SPX COOLING TECHNOLOGIES	GEN-2	Approval	Spec	3/16/2012
6007-ESP-ATP-14-62-X401	Cooling Water Tower	Spec			GEN-2	Approval	Spec	6/1/2012
6007-ESP-ATP-15-81-S103	Fire Protection Subcontract	Spec	0	KH	GEN-2	Approval	Spec	2/28/2012
6007-ESP-ATP-16-62-0002	Air Compressor Package	Spec	2	ZRW	GEN-2	Approval	Spec	10/17/2011
6007-ESP-ATP-16-62-2480	Compressed Air System	Spec			GEN-2	Approval	Spec	8/1/2012
6007-ESP-ATP-17-62-U601	Steam Moisture Separator (Post High Pressure Turbine)	Spec	1	CK	GEN-2	Approval	Spec	3/5/2012
6007-ESP-ATP-21-62-B315	Moisture Separator	Spec			GEN-2	Approval	Spec	5/1/2012
6007-ESP-ATP-21-62-P208	Boiler Feedwater Pumps	Spec	1	FLOWSERVE	GEN-2	Approval	Spec	3/8/2012
6007-ESP-ATP-21-62-P302	BFW Pumps	Spec			GEN-2	Approval	Spec	6/15/2012
6007-ESP-ATP-21-62-P306	TG Condensate Pumps	Spec			GEN-2	Approval	Spec	6/15/2012
6007-ESP-ATP-21-62-P315	Pwr Gen Condensate Receiver Pumps	Spec			GEN-2	Approval	Spec	6/15/2012
6007-ESP-ATP-21-62-SG01	Steam Generator Package Scope of Supply	Spec	0	FOSTER WHEELER	GEN-2	Approval	Spec	4/29/2011
6007-ESP-ATP-21-62-U200	Auxiliary Boiler	Spec	1	KH	GEN-2	Approval	Spec	10/19/2011
6007-ESP-ATP-21-62-U201	Deaerators	Spec	3	STERLING	GEN-2	Approval	Spec	3/15/2012
6007-ESP-ATP-21-62-V315	Power Gen Condensate Receiver	Spec			GEN-2	Approval	Spec	6/15/2012
6007-ESP-ATP-21-62-X355	Boiler Blowdown Cooler	Spec	0	JWP	GEN-2	Approval	Spec	2/27/2012
6007-ESP-ATP-21-62-X400	Boiler Feedwater Heaters	Spec	4	FOSTER WHEELER	GEN-2	Approval	Spec	12/12/2011
6007-ESP-ATP-21-62-Z309	Boiler Chemical Feed System	Spec			GEN-2	Approval	Spec	7/15/2012
6007-ESP-ATP-25-62-P301	Condensate Pump	Spec	1	CK	GEN-2	Approval	Spec	11/18/2011
6007-ESP-ATP-25-62-P302	Reciever Pump Station	Spec	1	FLOWSERVE	GEN-2	Approval	Spec	11/18/2011
6007-ESP-ATP-25-62-U555	Steam Condenser Vacuum System Specification	Spec	1	CK	GEN-2	Approval	Spec	8/12/2011
6007-ESP-ATP-25-62-U600	Steam Surface Condenser Specification	Spec	1	CK	GEN-2	Approval	Spec	8/12/2011
6007-ESP-ATP-25-62-X313	Steam Condenser	Spec			GEN-2	Approval	Spec	7/1/2012
6007-ESP-ATP-29-60-G175	Well Water Analysis	Spec	1	UR	GEN-2	Approval	Spec	8/30/2011
6007-ESP-ATP-29-60-W601	Water Well Development	Spec	0	LAYNE CHRISTENSEN COMPANY	GEN-2	Approval	Spec	10/17/2011
6007-ESP-ATP-29-62-S112	Production Wells	Spec	2	LAYNE CHRISTENSEN COMPANY	GEN-2	Approval	Spec	1/18/2012
6007-ESP-ATP-29-62-T201	Field Fabricated Tank	Spec	1	PASO ROBLES TANK INC	GEN-2	Approval	Spec	1/20/2012
6007-ESP-ATP-29-62-T402D	Raw-Fire Water Tank	Spec	0	PASO ROBLES TANK INC	GEN-2	Approval	Spec	8/26/2011
6007-ESP-ATP-29-62-T424D	Cooling Tower Blow Down Tank	Spec	0	PASO ROBLES TANK INC	GEN-2	Approval	Spec	8/26/2011
6007-ESP-ATP-29-62-T444D	Process Water Tank	Spec	0	PASO ROBLES TANK INC	GEN-2	Approval	Spec	8/26/2011
6007-ESP-ATP-29-62-T451D	Polisher Feed Tank	Spec	0	PASO ROBLES TANK INC	GEN-2	Approval	Spec	8/26/2011
6007-ESP-ATP-29-62-T453D	Polished Water Tank	Spec	0	PASO ROBLES TANK INC	GEN-2	Approval	Spec	8/26/2011
6007-ESP-ATP-37-62-0001	Overhead Bridge Cranes	Spec	3	COLTON	GEN-2	Approval	Spec	10/19/2011
6007-ESP-ATP-44-62-F206	Carbon Filters	Spec	0	WMP	GEN-2	Approval	Spec	3/29/2012
6007-ESP-ATP-44-62-V208	HTF Scrubbers	Spec	0	WMP	GEN-2	Approval	Spec	10/21/2011
6007-ESP-ATP-53-00-G190	Site Chemicals Storage	Spec	0	UR	GEN-2	Approval	Spec	1/17/2011
6007-ESP-ATP-57-68-M450	Flexible Hoses for HTF Piping to/from Solar Collectors	Spec	0	ZRW	GEN-2	Approval	Spec	2/22/2012
6007-ESP-ATP-58-62-F201	HTF Strainers	Spec	0	JWP	GEN-2	Approval	Spec	2/27/2012
6007-ESP-ATP-58-62-P200	Main HTF Pumps	Spec	1	FLOWSERVE	GEN-2	Approval	Spec	1/27/2012
6007-ESP-ATP-58-62-P201	HTF Standby Pump	Spec	0	RGTD	GEN-2	Approval	Spec	9/9/2011
6007-ESP-ATP-58-62-P204	HTF Fill_Discharge Pump	Spec	1	RGTD	GEN-2	Approval	Spec	1/16/2012
6007-ESP-ATP-58-62-P221	HTF Degradations Recycle Pumps	Spec	1	RGTD	GEN-2	Approval	Spec	1/16/2012
6007-ESP-ATP-58-62-T204	HTF Overflow Tanks	Spec	1	PASO ROBLES TANK INC	GEN-2	Approval	Spec	1/30/2012
6007-ESP-ATP-58-62-T204	HTF Overflow Tanks	Spec	1	RGTD/KH	GEN-2	Approval	Spec	1/30/2012
6007-ESP-ATP-58-62-V200	HTF Expansion Vessels	Spec	2	RGTD	GEN-2	Approval	Spec	3/6/2012
6007-ESP-ATP-58-62-V206	HTF/Steam Flash Vessel	Spec			GEN-2	Approval	Spec	
6007-ESP-ATP-58-62-V207	Low Boiler Condensate Receiver Vessels	Spec	0	WMP	GEN-2	Approval	Spec	1/19/2012
6007-ESP-ATP-58-62-X205	HTF Tank Coolers	Spec	0	WMP	GEN-2	Approval	Spec	1/4/2012
6007-ESP-ATP-58-62-X206	Nitrogen Ullage Coolers	Spec	0	WMP	GEN-2	Approval	Spec	1/10/2012
6007-ESP-ATP-58-62-X208	HTF Antifreeze Heater	Spec	0	RGTD	GEN-2	Approval	Spec	
6007-ESP-ATP-64-62-X207	Nitrogen Electric Heater	Spec	0	SMR	GEN-2	Approval	Spec	2/10/2012
6007-ESP-ATP-64-62-Z208	Nitrogen System	Spec			GEN-2	Approval	Spec	5/1/2012
6007-HDD-ATP-58-62-C103	Therminol VP-1	Data Sheeet	0	HED	GEN-2	Approval	Data Sheet	2/3/2012
6007-LIS-ATP-00-60-G110	Equipment Motor List	List	1	WMP	GEN-2	Approval	List	1/24/2012
6007-LIS-ATP-00-60-G113	Equipment Parameter List	List	0	EOR/WMP	GEN-2	Approval	List	2/17/2012
6007-LIS-ATP-00-60-G114	Line List	List	0	EOR/WMP	GEN-2	Approval	List	2/21/2012
6007-LIS-ATP-00-60-G127	Mechanical Master Document List	List	0	JWP	GEN-2	Approval	List	3/15/2012
6007-LIS-ATP-00-60-G181	Vacuum Breaker List	List	0	HED	GEN-2	Approval	List	5/9/2011
6007-LIS-ATP-00-60-G182	Check Valve list	List	0	HED	GEN-2	Approval	List	5/9/2011
6007-LIS-ATP-00-60-G183	Relief and Safety Valve List	List	0	WMP	GEN-2	Approval	List	5/12/2011
6007-LIS-ATP-00-60-G184	Filter List	List	0	WMP	GEN-2	Approval	List	5/12/2011
6007-PLN-ATP-00-02-L001	Layout For Alpha Plant	Drawing	4	MJS/ERD	GEN-2	Approval	Drawing	2/10/2012
6007-PLN-ATP-00-02-L002	Layout For Beta Plant	Drawing	4	MJS/ERD	GEN-2	Approval	Drawing	2/10/2012
6007-PLN-ATP-00-02-L003	Central Plant Layout - Alpha Plant	Drawing	4	MJS/ERD	GEN-2	Approval	Drawing	2/10/2012
6007-PLN-ATP-00-02-L004	Central Plant Layout - Beta Plant	Drawing	4	MJS/ERD	GEN-2	Approval	Drawing	2/10/2012
6007-PLN-ATP-00-02-L010	Site Plan	Drawing	2	MJS/ERD	GEN-2	Approval	Drawing	2/10/2012
6007-PLN-ATP-00-70-I001C	Drawing Index P&ID	Drawing	2	WMP/JTP	GEN-2	Approval	Drawing	1/17/2012
6007-PLN-ATP-00-70-N001C	Nomenclature Sheet 1 P&ID	Drawing	2	ERD	GEN-2	Approval	Drawing	3/6/2012
6007-PLN-ATP-00-70-N002C	Nomenclature Sheet 2 P&ID	Drawing	1	ERD	GEN-2	Approval	Drawing	3/6/2012
6007-PLN-ATP-00-70-N003C	Nomenclature Sheet 3 P&ID	Drawing	2	ERD	GEN-2	Approval	Drawing	3/6/2012
6007-PLN-ATP-00-71-CL02A	Expansion System - Alpha plant Pressure & Level Control Complex Logic Diagram	Drawing	0	WMP/MJS	GEN-2	Approval	Drawing	5/9/2011
6007-PLN-ATP-00-71-CL03A	Total HTF Flow Control - Alpha Plant Branch Flow Balance Trim Control Complex Logic Diagram	Drawing	0	WMP/MJS	GEN-2	Approval	Drawing	5/9/2011
6007-PLN-ATP-00-71-CL08C	Overflow System Pressure, Temp, and Minimum Flow Control	Drawing	0	WMP/MJS	GEN-2	Approval	Drawing	5/9/2011
6007-PLN-ATP-21-51-0001	Steam Generation Area Layout	Drawing	0	CK	GEN-2	Approval	Drawing	6/9/2011
6007-PLN-ATP-21-71-P301C	Steam Generation - Preheater P&ID	Drawing	2	WMP/JTP	GEN-2	Approval	Drawing	1/17/2012
6007-PLN-ATP-21-71-P302C	Steam Generation - Evaporator P&ID	Drawing	1	WMP/JTP	GEN-2	Approval	Drawing	9/23/2012
6007-PLN-ATP-21-71-P303C	Steam Generation - Superheater P&ID	Drawing	1	WMP/JTP	GEN-2	Approval	Drawing	9/23/2012
6007-PLN-ATP-21-71-P304C	Steam Generation - Reheaters System P&ID	Drawing	2	WMP/JTP	GEN-2	Approval	Drawing	1/17/2012
6007-PLN-ATP-21-71-P305C	Steam Generation - Blowdown System P&ID	Drawing	1	WMP/JTP	GEN-2	Approval	Drawing	9/23/2011
6007-PLN-ATP-21-71-P306C	Steam Generation - Sampling System P&ID	Drawing	0	WMP/MJS	GEN-2	Approval	Drawing	5/9/2011
6007-PLN-ATP-25-71-P309C	Auxiliary I.P. Steam System P&ID	Drawing	3	ERD	GEN-2	Approval	Drawing	3/6/2012
6007-PLN-ATP-25-71-P310C	HP Steam Turbine P&ID	Drawing	3	ERD	GEN-2	Approval	Drawing	3/6/2012
6007-PLN-ATP-25-71-P311C	LP Steam Turbine P&ID	Drawing	3	ERD	GEN-2	Approval	Drawing	3/6/2012
6007-PLN-ATP-25-71-P312C	Condensate System P&ID	Drawing	3	ERD	GEN-2	Approval	Drawing	3/6/2012
6007-PLN-ATP-25-71-P313C	Turbine Drain Flash Tank System P&ID	Drawing	3	ERD	GEN-2	Approval	Drawing	3/6/2012
6007-PLN-ATP-25-71-P315C	Condenser Air Removal System P&ID	Drawing	3	ERD	GEN-2	Approval	Drawing	3/6/2012
6007-PLN-ATP-25-71-P316C	Turbine Seal And Drain System P&ID	Drawing	3	ERD	GEN-2	Approval	Drawing	3/6/2012
6007-PLN-ATP-25-71-P317C	Boiler Feedwater Heater #5 P&ID	Drawing	3	ERD	GEN-2	Approval	Drawing	3/6/2012
6007-PLN-ATP-25-71-P321C	LP Feedwater Heater System P&ID	Drawing	3	ERD	GEN-2	Approval	Drawing	3/6/2012
6007-PLN-ATP-25-71-P322C	Dearator System P&ID	Drawing	3	ERD	GEN-2	Approval	Drawing	3/6/2012
6007-PLN-ATP-25-71-P323C	Feedwater Pumps P&ID	Drawing	3	ERD	GEN-2	Approval	Drawing	3/6/2012
6007-PLN-ATP-25-71-P324C	HP Feedwater Heater System P&ID	Drawing	3	ERD	GEN-2	Approval	Drawing	3/6/2012
6007-PLN-ATP-25-71-P325C	Boiler Feedwater Chemical Feed System P&ID	Drawing	1	WMP/JTP	GEN-2	Approval	Drawing	1/24/2012
6007-PLN-ATP-25-71-P330C	TG Machine Monitoring System P&ID	Drawing	0	WMP/MJS	GEN-2	Approval	Drawing	5/9/2011
6007-PLN-ATP-25-71-P335C	TG Lube Oil Skid P&ID	Drawing	0	WMP/MJS	GEN-2	Approval	Drawing	5/9/2011
6007-PLN-ATP-25-71-P336C	TG Lube Oil System P&ID	Drawing	0	WMP/MJS	GEN-2	Approval	Drawing	5/9/2011
6007-PLN-ATP-25-71-P340C	Cooling Water - TG Area P&ID	Drawing	2	ERD	GEN-2	Approval	Drawing	3/6/2012
6007-PLN-ATP-25-71-P350C	Auxiliary Boiler P&ID	Drawing	0	WMP/MJS	GEN-2	Approval	Drawing	5/9/2011
6007-PLN-ATP-57-71-P100A	Solar Field - Alpha Plant P&ID	Drawing	1	WMP/JTP	GEN-2	Approval	Drawing	1/17/2012
6007-PLN-ATP-57-71-P100B	Solar Field - Beta Plant P&ID	Drawing	1	WMP/JTP	GEN-2	Approval	Drawing	1/17/2012
6007-PLN-ATP-57-71-P102A	Solar Field Piping Loops - Alpha Plant P&ID	Drawing	2	ERD/JTP	GEN-2	Approval	Drawing	3/9/2012
6007-PLN-ATP-57-71-P102B	Solar Field Piping Loops - Beta Plant P&ID	Drawing	2	ERD/JTP	GEN-2	Approval	Drawing	3/9/2012
6007-PLN-ATP-57-71-P104C	Solar Field Collector Detail - 2 Loops P&ID	Drawing	2	WMP/JTP	GEN-2	Approval	Drawing	1/24/2012
6007-PLN-ATP-67-71-P401C	Cooling Tower P&ID	Drawing	3	ERD	GEN-2	Approval	Drawing	3/6/2012
6007-PLN-ATP-67-71-P402C	Cooling Tower Chemical Feed System P&ID	Drawing	1	ERD	GEN-2	Approval	Drawing	3/6/2012
6007-PLN-ATP-67-71-P405C	Auxiliary Cooling Water System P&ID	Drawing	3	ERD	GEN-2	Approval	Drawing	3/6/2012
6007-PLN-ATP-67-71-P410C	RawFire Water Storage Tank P&ID	Drawing	2	ERD	GEN-2	Approval	Drawing	3/6/2012
6007-PLN-ATP-67-71-P411C	Central Plant Potable Water System P&ID	Drawing	1	WMP/JTP	GEN-2	Approval	Drawing	1/24/2012
6007-PLN-ATP-67-71-P413C	Magnesium Carbonate Storage, Mix and Delivery System P&ID	Drawing	1	WMP/JTP	GEN-2	Approval	Drawing	1/24/2012
6007-PLN-ATP-67-71-P414C	Sodium Carbonate Storage, Mix and Delivery System P&ID	Drawing	0	WMP/MJS	GEN-2	Approval	Drawing	5/9/2011
6007-PLN-ATP-67-71-P415C	Lime Storage, Mix and Delivery System P&ID	Drawing	0	WMP/MJS	GEN-2	Approval	Drawing	5/9/2011
6007-PLN-ATP-67-71-P416C	Ferric Chloride Feed System P&ID	Drawing	0	WMP/MJS	GEN-2	Approval	Drawing	5/9/2011
6007-PLN-ATP-67-71-P424C	Cooling Tower Blowdown Tank P&ID	Drawing	1	WMP/JTP	GEN-2	Approval	Drawing	1/24/2012

6007-PLN-ATP-67-71-P426C	CLS Parallel Reaction Tanks P&ID	Drawing	1	WMP/JTP	GEN-2	Approval	Drawing	1/24/2012
6007-PLN-ATP-67-71-P427C	Clarifier System P&ID	Drawing	1	WMP/JTP	GEN-2	Approval	Drawing	1/24/2012
6007-PLN-ATP-67-71-P428C	Filter Press P&ID	Drawing	0	WMP/MJS	GEN-2	Approval	Drawing	5/9/2011
6007-PLN-ATP-67-71-P430C	Filtrate Recycle P&ID	Drawing	0	WMP/MJS	GEN-2	Approval	Drawing	5/9/2011
6007-PLN-ATP-67-71-P431C	Sulfuric Acid P&ID	Drawing	1	WMP/JTP	GEN-2	Approval	Drawing	1/24/2012
6007-PLN-ATP-67-71-P432C	Clearwell P&ID	Drawing	1	WMP/JTP	GEN-2	Approval	Drawing	1/24/2012
6007-PLN-ATP-67-71-P433C	Multimedia Filters P&ID	Drawing	0	WMP/MJS	GEN-2	Approval	Drawing	5/9/2011
6007-PLN-ATP-67-71-P437C	Primary Ro Pumps P&ID	Drawing	0	WMP/MJS	GEN-2	Approval	Drawing	5/9/2011
6007-PLN-ATP-67-71-P438C	Primary RO System - Unit A P&ID	Drawing	0	WMP/MJS	GEN-2	Approval	Drawing	1/24/2012
6007-PLN-ATP-67-71-P439C	Primary RO System - Unit B P&ID	Drawing	0	WMP/MJS	GEN-2	Approval	Drawing	5/9/2011
6007-PLN-ATP-67-71-P441C	Primary RO System - Unit C P&ID	Drawing	0	WMP/MJS	GEN-2	Approval	Drawing	5/9/2011
6007-PLN-ATP-67-71-P442C	Primary RO System - Unit D P&ID	Drawing	0	WMP/MJS	GEN-2	Approval	Drawing	5/9/2011
6007-PLN-ATP-67-71-P444C	Process Makeup Water Storage Tank P&ID	Drawing	0	WMP/MJS	GEN-2	Approval	Drawing	5/9/2011
6007-PLN-ATP-67-71-P446C	Polishing Mirror RO P&ID	Drawing	0	WMP/MJS	GEN-2	Approval	Drawing	5/9/2011
6007-PLN-ATP-67-71-P448C	Concentrated RO System - Unit A P&ID	Drawing	0	WMP/MJS	GEN-2	Approval	Drawing	5/9/2011
6007-PLN-ATP-67-71-P449C	Concentrated RO System - Unit B P&ID	Drawing	0	WMP/MJS	GEN-2	Approval	Drawing	5/9/2011
6007-PLN-ATP-67-71-P450C	Concentrated RO System - Unit C P&ID	Drawing	0	WMP/MJS	GEN-2	Approval	Drawing	5/9/2011
6007-PLN-ATP-67-71-P451C	RO Water Storage Tank P&ID	Drawing	0	WMP/MJS	GEN-2	Approval	Drawing	5/9/2011
6007-PLN-ATP-67-71-P452C	Polishing Exchangers P&ID	Drawing	0	WMP/MJS	GEN-2	Approval	Drawing	5/9/2011
6007-PLN-ATP-67-71-P453C	Polished Water Storage Tank P&ID	Drawing	0	WMP/MJS	GEN-2	Approval	Drawing	5/9/2011
6007-PLN-ATP-67-71-P454C	RO Clean-in-Place P&ID	Drawing	0	WMP/MJS	GEN-2	Approval	Drawing	5/9/2011
6007-PLN-ATP-67-71-P455C	Water, Oil Separator P&ID	Drawing	0	WMP/MJS	GEN-2	Approval	Drawing	5/9/2011
6007-PLN-ATP-67-71-P456C	Waste Water Tank P&ID	Drawing	0	WMP/MJS	GEN-2	Approval	Drawing	5/9/2011
6007-PLN-ATP-67-71-P470C	Fire Protection Loop P&ID	Drawing	2	ERD	GEN-2	Approval	Drawing	3/6/2012
6007-PLN-ATP-67-71-P471C	Underground Fire Protection Loop P&ID	Drawing	1	WMP/JTP	GEN-2	Approval	Drawing	9/23/2011
6007-PLN-ATP-67-71-P480C	Compressed Air Instrument and Service P&ID	Drawing	1	ERD	GEN-2	Approval	Drawing	3/6/2012
6007-PLN-ATP-67-71-P481C	Instrument Air Distribution P&ID	Drawing	1	ERD	GEN-2	Approval	Drawing	3/6/2012
6007-PLN-ATP-67-71-P482C	Steam Gneration - Instrument Air System P&ID	Drawing	1	ERD	GEN-2	Approval	Drawing	3/6/2012
6007-PLN-ATP-67-71-P483C	Natural Gas Distribution P&ID	Drawing	2	ERD	GEN-2	Approval	Drawing	3/6/2012
6007-PLN-ATP-68-71-P200A	Central Plant HTF Distribution - Alpha Plant P&ID	Drawing	3	ERD/JTP	GEN-2	Approval	Drawing	3/9/2012
6007-PLN-ATP-68-71-P200B	Central Plant HTF Distribution - Beta Plant P&ID	Drawing	3	ERD/JTP	GEN-2	Approval	Drawing	3/9/2012
6007-PLN-ATP-68-71-P202A	HTF Circulation Pumps - Alpha Plant P&ID	Drawing	2	ERD/JTP	GEN-2	Approval	Drawing	3/9/2012
6007-PLN-ATP-68-71-P202B	HTF Circulation Pumps - Beta Plant P&ID	Drawing	3	ERD/JTP	GEN-2	Approval	Drawing	3/9/2012
6007-PLN-ATP-68-71-P204C	HTF Expansion System P&ID	Drawing	3	ERD/JTP	GEN-2	Approval	Drawing	3/9/2012
6007-PLN-ATP-68-71-P206C	HTF Overflow System P&ID	Drawing	3	ERD/JTP	GEN-2	Approval	Drawing	3/9/2012
6007-PLN-ATP-68-71-P208C	HTF Ullage Vent System P&ID	Drawing	3	ERD/JTP	GEN-2	Approval	Drawing	3/9/2012
6007-PLN-ATP-68-71-P210C	Nitrogen Generation And Distribution P&ID	Drawing	1	ERD/JTP	GEN-2	Approval	Drawing	3/9/2012
6007-PLN-ATP-68-11-F000C	Solar Field	Drawing	2	WMP/JTP	GEN-2	Approval	Drawing	1/17/2012
6007-PLN-ATP-68-11-F001A	HTF-Alpha Plant	Drawing	2	WMP/JTP	GEN-2	Approval	Drawing	1/17/2012
6007-PLN-ATP-68-11-F001B	HTF-Beta Plant	Drawing	2	WMP/JTP	GEN-2	Approval	Drawing	1/17/2012
6007-PLN-ATP-68-11-F002C	HTF Expansion Vent And Overflow Material Balance Tables	Drawing	2	WMP/JTP	GEN-2	Approval	Drawing	1/17/2012
6007-PLN-ATP-68-11-F003C	HTF Vents and Overflow Material Balance Tables	Drawing	2	WMP/JTP	GEN-2	Approval	Drawing	1/17/2012
6007-PLN-ATP-68-11-F004C	Steam Generation	Drawing	2	WMP/JTP	GEN-2	Approval	Drawing	1/17/2012
6007-PLN-ATP-68-11-F005C	Steam Turbine Generator	Drawing	2	WMP/JTP	GEN-2	Approval	Drawing	1/17/2012
6007-PLN-ATP-68-11-F007C	Water Treatment	Drawing	2	WMP/JTP	GEN-2	Approval	Drawing	1/17/2012
6007-PLN-ATP-68-11-F008C	Water Treatment Material Balance Table	Drawing	1	WMP/JTP	GEN-2	Approval	Drawing	10/19/2011
6007-PLN-ATP-68-11-F009C	Cooling Water System	Drawing	1	WMP/JTP	GEN-2	Approval	Drawing	10/19/2011
0187P-F1-4	Revision Memorandum		1		GEN-2	Review		7/9/2012
0187P-F1-4 MT-204- HTF Overflow	Structural Calculations		50		GEN-2	Review		7/9/2012
6007-PLN-PRI-58-52-6101	Alpha Plant MT-204A Cover Sheet	Drawing	1	PASO ROBLES TANK INC	GEN-2	Review	Drawing	7/9/2012
6007-PLN-PRI-58-52-6102	Alpha Plant MT-204A Contact UTS/Standard Abbreviations	Drawing	1	PASO ROBLES TANK INC	GEN-2	Review	Drawing	7/9/2012
6007-PLN-PRI-58-52-6103	Alpha Plant MT-204A General Welding Information	Drawing	1	PASO ROBLES TANK INC	GEN-2	Review	Drawing	7/9/2012
6007-PLN-PRI-58-52-6104	Alpha Plant MT-204A Special Inspections	Drawing	1	PASO ROBLES TANK INC	GEN-2	Review	Drawing	7/9/2012
6007-PLN-PRI-58-52-6105	Alpha Plant MT-204A Inspections	Drawing	1	PASO ROBLES TANK INC	GEN-2	Review	Drawing	7/9/2012
6007-PLN-PRI-58-52-6106	Alpha Plant MT-204A Anchor Chair Detail	Drawing	1	PASO ROBLES TANK INC	GEN-2	Review	Drawing	7/9/2012
6007-PLN-PRI-58-52-6201	Alpha Plant MT-204B Cover Sheet	Drawing	1	PASO ROBLES TANK INC	GEN-2	Review	Drawing	7/9/2012
6007-PLN-PRI-58-52-6202	Alpha Plant MT-204B Contact UST/ Standard Abbreviations	Drawing		PASO ROBLES TANK INC	GEN-2	Review	Drawing	7/9/2012
6007-PLN-PRI-58-52-6203	Alpha Plant MT-204B General Welding Information	Drawing		PASO ROBLES TANK INC	GEN-2	Review	Drawing	7/9/2012
6007-PLN-PRI-58-52-6204	Alpha Plant MT-204B Special Inspections	Drawing		PASO ROBLES TANK INC	GEN-2	Review	Drawing	7/9/2012
6007-PLN-PRI-58-52-6205	Alpha Plant MT-204B Foundation	Drawing		PASO ROBLES TANK INC	GEN-2	Review	Drawing	7/9/2012
6007-PLN-PRI-58-52-6206	Alpha Plant MT-204B Anchor Chair Details	Drawing		PASO ROBLES TANK INC	GEN-2	Review	Drawing	7/9/2012
6007-PLN-PRI-58-52-6301	Beta Plant MT-204A Cover Sheet	Drawing		PASO ROBLES TANK INC	GEN-2	Review	Drawing	7/9/2012
6007-PLN-PRI-58-52-6302	Beta Plant MT-204A Contact UST/ Standard Abbreviations	Drawing		PASO ROBLES TANK INC	GEN-2	Review	Drawing	7/9/2012
6007-PLN-PRI-58-52-6303	Beta Plant MT-204A General Welding Information	Drawing		PASO ROBLES TANK INC	GEN-2	Review	Drawing	7/9/2012
6007-PLN-PRI-58-52-6304	Beta Plant MT-204A Special Inspections	Drawing		PASO ROBLES TANK INC	GEN-2	Review	Drawing	7/9/2012
6007-PLN-PRI-58-52-6305	Beta Plant MT-204A Foundation	Drawing		PASO ROBLES TANK INC	GEN-2	Review	Drawing	7/9/2012
6007-PLN-PRI-58-52-6306	Beta Plant MT-204A Anchor Chair Details	Drawing		PASO ROBLES TANK INC	GEN-2	Review	Drawing	7/9/2012
6007-PLN-PRI-58-52-6401	Beta Plant MT-204B Cover Sheet	Drawing		PASO ROBLES TANK INC	GEN-2	Review	Drawing	7/9/2012
6007-PLN-PRI-58-52-6402	Beta Plant MT-204B Contact UST/ Standard Abbreviations	Drawing		PASO ROBLES TANK INC	GEN-2	Review	Drawing	7/9/2012
6007-PLN-PRI-58-52-6403	Beta Plant MT-204B General Welding Information	Drawing		PASO ROBLES TANK INC	GEN-2	Review	Drawing	7/9/2012
6007-PLN-PRI-58-52-6404	Beta Plant MT-204B Special Inspections	Drawing		PASO ROBLES TANK INC	GEN-2	Review	Drawing	7/9/2012
6007-PLN-PRI-58-52-6405	Beta Plant MT-204B Foundation	Drawing		PASO ROBLES TANK INC	GEN-2	Review	Drawing	7/9/2012
6007-PLN-PRI-58-52-6406	Beta Plant MT-204B Anchor Chair Details	Drawing		PASO ROBLES TANK INC	GEN-2	Review	Drawing	7/9/2012
6007-CAL-PRI-39-52-3100	Alpha Plant Structural Calculations	Calculation	3	PASO ROBLES TANK INC	GEN-2	Review	calculation	7/23/2012
6007-CAL-PRI-39-52-3200	Beta Plant Structural Calculations	Calculation	3	PASO ROBLES TANK INC	GEN-2	Review	calculation	7/23/2012
6007-PLN-PRI-39-52-3101	Alpha Plant MT-444 Foundation Cover Sheet	Drawing	1	PASO ROBLES TANK INC	GEN-2	Review	Drawing	7/20/2012
6007-PLN-PRI-39-52-3102	Alpha Plant MT-444 Foundation Contact List/ Standard Abbreviations	Drawing	0	PASO ROBLES TANK INC	GEN-2	Review	Drawing	7/20/2012
6007-PLN-PRI-39-52-3103	Alpha Plant MT-444 Foundation General Welding Information	Drawing	0	PASO ROBLES TANK INC	GEN-2	Review	Drawing	7/20/2012
6007-PLN-PRI-39-52-3104	Alpha Plant MT-444 Foundation Special Inspections	Drawing	0	PASO ROBLES TANK INC	GEN-2	Review	Drawing	7/20/2012
6007-PLN-PRI-39-52-3105	Alpha Plant MT-444 Foundation	Drawing	1	PASO ROBLES TANK INC	GEN-2	Review	Drawing	7/20/2012
6007-PLN-PRI-39-52-3106	Alpha Plant MT-444 Foundation Anchor Chair Detail	Drawing	0	PASO ROBLES TANK INC	GEN-2	Review	Drawing	7/20/2012
6007-PLN-PRI-39-52-3201	Beta Plant MT-444 Foundation Cover Sheet	Drawing	1	PASO ROBLES TANK INC	GEN-2	Review	Drawing	7/20/2012
6007-PLN-PRI-39-52-3202	Beta Plant MT-444 Foundation Contact List/ Standard Abbreviations	Drawing	0	PASO ROBLES TANK INC	GEN-2	Review	Drawing	7/20/2012
6007-PLN-PRI-39-52-3203	Beta Plant MT-444 Foundation General Welding Information	Drawing	0	PASO ROBLES TANK INC	GEN-2	Review	Drawing	7/20/2012
6007-PLN-PRI-39-52-3204	Beta Plant MT-444 Foundation Special Inspections	Drawing	0	PASO ROBLES TANK INC	GEN-2	Review	Drawing	7/20/2012
6007-PLN-PRI-39-52-3205	Beta Plant MT-444 Foundation	Drawing	1	PASO ROBLES TANK INC	GEN-2	Review	Drawing	7/20/2012
6007-PLN-PRI-39-52-3206	Beta Plant MT-444 Foundation Anchor Chair Details	Drawing	0	PASO ROBLES TANK INC	GEN-2	Review	Drawing	7/20/2012
6007-PLN-AGE-67-52-4000	Alpha Plant Cooling Towerfoundation Phase 1 Cover sheet	Drawing		Vendor	GEN-2	Approval	Drawing	
6007-PLN-AGE-67-52-4020	Alpha Plant Cooling Towerfoundation Phase 1 General Notes	Drawing		Vendor	GEN-2	Approval	Drawing	
6007-PLN-AGE-67-52-4040	Alpha Plant Cooling Towerfoundation Phase 1 Foundation plan	Drawing		Vendor	GEN-2	Approval	Drawing	
6007-PLN-AGE-67-52-4060	Alpha Plant Cooling Towerfoundation Phase 1 Details	Drawing		Vendor	GEN-2	Approval	Drawing	
6007-PLN-AGE-67-52-4061	Alpha Plant Cooling Towerfoundation Phase 1 Details	Drawing		Vendor	GEN-2	Approval	Drawing	
6007-PLN-AGE-67-52-8000	Beta Plant Cooling Towerfoundation Phase 1 Cover sheet	Drawing		Vendor	GEN-2	Approval	Drawing	
6007-PLN-AGE-67-52-8020	Beta Plant Cooling Towerfoundation Phase 1 General Notes	Drawing		Vendor	GEN-2	Approval	Drawing	
6007-PLN-AGE-67-52-8040	Beta Plant Cooling Towerfoundation Phase 1 Foundation plan	Drawing		Vendor	GEN-2	Approval	Drawing	
6007-PLN-AGE-67-52-8060	Beta Plant Cooling Towerfoundation Phase 1 Details	Drawing		Vendor	GEN-2	Approval	Drawing	
6007-PLN-AGE-67-52-8061	Beta Plant Cooling Towerfoundation Phase 1 Details	Drawing		Vendor	GEN-2	Approval	Drawing	
6007-CAL-AGE-67-52-4000	Alpha Plant Calculation Report forCooling Tower foundation Phase 1	Calculation		Vendor	GEN-2	Approval	calculation	
6007-CAL-AGE-67-52-8000	Beta Plant Calculation Report forCooling Tower foundation Phase 1	Calculation		Vendor	GEN-2	Approval	calculation	
6007-PLN-AGE-21-52-2000	Field Alpha Steam GenerationReheaters Foundations.Cover sheet	Drawing		Vendor	GEN-2	Approval	Drawing	
6007-PLN-AGE-21-52-2002	Field Alpha Steam GenerationReheaters Foundations. Foundation	Drawing		Vendor	GEN-2	Approval	Drawing	
6007-PLN-AGE-21-52-2005	Field Alpha Steam GenerationReheaters Foundations. PiersReinforcement	Drawing		Vendor	GEN-2	Approval	Drawing	
6007-PLN-AGE-21-52-2006	Field Alpha Steam GenerationReheaters Foundations. PipeSupports and ColumnsReinforcement	Drawing		Vendor	GEN-2	Approval	Drawing	
6007-PLN-AGE-21-52-2007	Field Alpha Steam GenerationReheaters Foundations. ProcessWater Drainage	Drawing		Vendor	GEN-2	Approval	Drawing	
6007-PLN-AGE-21-52-2008	Field Alpha Steam GenerationReheaters Foundations. PiersDetails	Drawing		Vendor	GEN-2	Approval	Drawing	
6007-PLN-AGE-21-52-2009	Field Alpha Steam GenerationReheaters Foundations. PipeSupportsand Columns Details	Drawing		Vendor	GEN-2	Approval	Drawing	
6007-PLN-AGE-21-52-6000	Field Beta Steam GenerationReheaters Foundations.Cover sheet	Drawing		Vendor	GEN-2	Approval	Drawing	
6007-PLN-AGE-21-52-6002	Field Beta Steam GenerationReheaters Foundations. Foundation	Drawing		Vendor	GEN-2	Approval	Drawing	
6007-PLN-AGE-21-52-6005	Field Beta Steam GenerationReheaters Foundations. PiersReinforcement	Drawing		Vendor	GEN-2	Approval	Drawing	
6007-PLN-AGE-21-52-6006	Field Beta Steam GenerationReheaters Foundations. PipeSupports and ColumnsReinforcement	Drawing		Vendor	GEN-2	Approval	Drawing	
6007-PLN-AGE-21-52-6007	Field Beta Steam GenerationReheaters Foundations. ProcessWater Drainage	Drawing		Vendor	GEN-2	Approval	Drawing	
6007-PLN-AGE-21-52-6008	Field Alpha Steam GenerationReheaters Foundations. Details	Drawing		Vendor	GEN-2	Approval	Drawing	
6007-PLN-AGE-21-52-6009	Field Alpha Steam GenerationReheaters Foundations. PipeSupportsand Columns Details	Drawing		Vendor	GEN-2	Approval	Drawing	
6007-PLN-ATP-00-50-5001	Steam Generation AreaReheaters Foundations --General Civil and Structural Notes	Drawing		Vendor	GEN-2	Approval	Drawing	
6007-PLN-PRI-39-52-1101	COVER SHEET	Drawing		Vendor	GEN-2	Approval	Drawing	
6007-PLN-PRI-39-52-1102	CONTACT LIST/STANDARDABBREVIATIONS	Drawing		Vendor	GEN-2	Approval	Drawing	
6007-PLN-PRI-39-52-1103	GENERAL WELDING INFORMATION	Drawing		Vendor	GEN-2	Approval	Drawing	
6007-PLN-PRI-39-52-1104	SPECIAL INSPECTION	Drawing		Vendor	GEN-2	Approval	Drawing	
6007-PLN-PRI-39-52-1105	FOUNDATION	Drawing		Vendor	GEN-2	Approval	Drawing	
6007-PLN-PRI-39-52-1106	ANCHOR CHAIR DETAILS	Drawing		Vendor	GEN-2	Approval	Drawing	
6007-PLN-PRI-39-52-1201	COVER SHEET	Drawing		Vendor	GEN-2	Approval	Drawing	
6007-PLN-PRI-39-52-1202	CONTACT LIST/STANDARDABBREVIATIONS	Drawing		Vendor	GEN-2	Approval	Drawing	
6007-PLN-PRI-39-52-1203	GENERAL WELDING INFORMATION	Drawing		Vendor	GEN-2	Approval	Drawing	
6007-PLN-PRI-39-52-1204	SPECIAL INSPECTION	Drawing		Vendor	GEN-2	Approval	Drawing	
6007-PLN-PRI-39-52-1205	FOUNDATION	Drawing		Vendor	GEN-2	Approval	Drawing	
6007-PLN-PRI-39-52-1206	ANCHOR CHAIR DETAILS	Drawing		Vendor	GEN-2	Approval	Drawing	
6007-PLN-PRI-58-52-6101	ALPHA PLANT MT-204A COVER SHEET	Drawing		Vendor	GEN-2	Approval	Drawing	
6007-PLN-PRI-58-52-6102	ALPHA PLANT MT-204A CONTACT UST STANDARD ABBREVIATIONS	Drawing		Vendor	GEN-2	Approval	Drawing	
6007-PLN-PRI-58-52-6103	ALPHA PLANT MT-204A GENERALWELDING INFORMATION	Drawing		Vendor	GEN-2	Approval	Drawing	
6007-PLN-PRI-58-52-6104	ALPHA PLANT MT-204A SPECIALINSPECTIONS	Drawing		Vendor	GEN-2	Approval	Drawing	
6007-PLN-PRI-58-52-6105	ALPHA PLANT MT-204A FOUNDATION	Drawing		Vendor	GEN-2	Approval	Drawing	
6007-PLN-PRI-58-52-6106	ALPHA PLANT MT-204A ANCHOR CHAIRDETAILS	Drawing		Vendor	GEN-2	Approval	Drawing	
6007-PLN-PRI-58-52-6201	ALPHA PLANT MT-204B COVER SHEET	Drawing		Vendor	GEN-2	Approval	Drawing	
6007-PLN-PRI-58-52-6202	ALPHA PLANT MT-204B CONTACT UST /STANDARD ABBREVIATIONS	Drawing		Vendor	GEN-2	Approval	Drawing	
6007-PLN-PRI-58-52-6203	ALPHA PLANT MT-204B GENERALWELDING INFORMATION	Drawing		Vendor	GEN-2	Approval	Drawing	
6007-PLN-PRI-58-52-6204	ALPHA PLANT MT-204B SPECIALINSPECTIONS	Drawing		Vendor	GEN-2	Approval	Drawing	
6007-PLN-PRI-58-52-6205	ALPHA PLANT MT-204B FOUNDATION	Drawing		Vendor	GEN-2	Approval	Drawing	
6007-PLN-PRI-58-52-6206	ALPHA PLANT MT-204B ANCHOR CHAIRDETAILS	Drawing		Vendor	GEN-2	Approval	Drawing	
6007-PLN-PRI-58-52-6301	BETA PLANT MT-204A COVER SHEET	Drawing		Vendor	GEN-2	Approval	Drawing	
6007-PLN-PRI-58-52-6302	BETA PLANT MT-204A CONTACT UST /STANDARD ABBREVIATIONS	Drawing		Vendor	GEN-2	Approval	Drawing	
6007-PLN-PRI-58-52-6303	BETA PLANT MT-204A GENERALWELDING INFORMATION	Drawing		Vendor	GEN-2	Approval	Drawing	
6007-PLN-PRI-58-52-6304	BETA PLANT MT-204A SPECIALINSPECTIONS	Drawing		Vendor	GEN-2	Approval	Drawing	
6007-PLN-PRI-58-52-6305	BETA PLANT MT-204A FOUNDATION	Drawing		Vendor	GEN-2	Approval	Drawing	
6007-PLN-PRI-58-52-6306	BETA PLANT MT-204A ANCHOR CHAIRDETAILS	Drawing		Vendor	GEN-2	Approval	Drawing	
6007-PLN-PRI-58-52-6401	BETA PLANT MT-204B COVER SHEET	Drawing		Vendor	GEN-2	Approval	Drawing	
6007-PLN-PRI-58-52-6402	BETA PLANT MT-204B CONTACT UST STANDARD ABBREVIATIONS	Drawing		Vendor	GEN-2	Approval	Drawing	
6007-PLN-PRI-58-52-6403	BETA PLANT MT-204B GENERALWELDING INFORMATION	Drawing		Vendor	GEN-2	Approval	Drawing	
6007-PLN-PRI-58-52-6404	BETA PLANT MT-204B SPECIALINSPECTIONS	Drawing		Vendor	GEN-2	Approval	Drawing	
6007-PLN-PRI-58-52-6405	BETA PLANT MT-204B FOUNDATION	Drawing		Vendor	GEN-2	Approval	Drawing	
6007-PLN-PRI-58-52-6406	BETA PLANT MT-204B ANCHOR CHAIRDETAILS	Drawing		Vendor	GEN-2	Approval	Drawing	
6007-PLN-PRI-39-52-1101	COVER SHEET	Drawing		Vendor	GEN-2	Approval	Drawing	
6007-PLN-PRI-39-52-1102	CONTACT LIST/STANDARDABBREVIATIONS	Drawing		Vendor	GEN-2	Approval	Drawing	
6007-PLN-PRI-39-52-1103	GENERAL WELDING INFORMATION	Drawing		Vendor	GEN-2	Approval	Drawing	
6007-PLN-PRI-39-52-1104	SPECIAL INSPECTION	Drawing		Vendor	GEN-2	Approval	Drawing	
6007-PLN-PRI-39-52-1105	FOUNDATION	Drawing		Vendor	GEN-2	Approval	Drawing	
6007-PLN-PRI-39-52-1106	ANCHOR CHAIR DETAILS	Drawing		Vendor	GEN-2	Approval	Drawing	
6007-PLN-PRI-39-52-1201	COVER SHEET	Drawing		Vendor	GEN-2	Approval	Drawing	
6007-PLN-PRI-39-52-1202	CONTACT LIST/STANDARDABBREVIATIONS	Drawing		Vendor	GEN-2	Approval	Drawing	

6007-PLN-PRI-39-52-1203	GENERAL WELDING INFORMATION	Drawing		Vendor	GEN-2	Approval	Drawing	
6007-PLN-PRI-39-52-1204	SPECIAL INSPECTION	Drawing		Vendor	GEN-2	Approval	Drawing	
6007-PLN-PRI-39-52-1205	FOUNDATION	Drawing		Vendor	GEN-2	Approval	Drawing	
6007-PLN-PRI-39-52-1206	ANCHOR CHAIR DETAILS	Drawing		Vendor	GEN-2	Approval	Drawing	
6007-CAL-PRI-39-52-2100	MT-424 Cooling Tower Blow down alpha plant structural Calculations	Calculation	3	Vendor	GEN-2	Approval	calculation	
6007-CAL-PRI-39-52-2200	MT-424 Cooling Tower Blow down Beta plant structural Calculations	Calculation	3	Vendor	GEN-2	Approval	calculation	
6007-PLN-PRI-39-52-2101	Alpha Plant - Foundation Cooling Tower Blow Down A-MT-424 Cover Sheet	Drawing	1	Vendor	GEN-2	Approval	Drawing	
6007-PLN-PRI-39-52-2102	Alpha Plant - Foundation Cooling Tower Blow Down A-MT-424 Contact list	Drawing	0	Vendor	GEN-2	Approval	Drawing	
6007-PLN-PRI-39-52-2103	Alpha Plant - Foundation Cooling Tower Blow Down A-MT-424 General Welding Information	Drawing	0	Vendor	GEN-2	Approval	Drawing	
6007-PLN-PRI-39-52-2104	Alpha Plant - Foundation Cooling Tower Blow Down A-MT-424 Special Inspection	Drawing	1	Vendor	GEN-2	Approval	Drawing	
6007-PLN-PRI-39-52-2105	Alpha Plant - Foundation Cooling Tower Blow Down A-MT-424 Foundation	Drawing	1	Vendor	GEN-2	Approval	Drawing	
6007-PLN-PRI-39-52-2106	Alpha Plant - Foundation Cooling Tower Blow Down A-MT-424 Anchor Chair Detail	Drawing	0	Vendor	GEN-2	Approval	Drawing	
6007-PLN-PRI-39-52-2201	Beta Plant- Foundation Cooling Tower Blow Down B-MT-242 Cover Sheet	Drawing	1	Vendor	GEN-2	Approval	Drawing	
6007-PLN-PRI-39-52-2202	Beta Plant- Foundation Cooling Tower Blow Down B-MT-242 Contact List/Standard Abbreviations	Drawing	0	Vendor	GEN-2	Approval	Drawing	
6007-PLN-PRI-39-52-2203	Beta Plant- Foundation Cooling Tower Blow Down B-MT-242 General Welding Information	Drawing	0	Vendor	GEN-2	Approval	Drawing	
6007-PLN-PRI-39-52-2204	Beta Plant- Foundation Cooling Tower Blow Down B-MT-242 Special Inspection	Drawing	1	Vendor	GEN-2	Approval	Drawing	
6007-PLN-PRI-39-52-2205	Beta Plant- Foundation Cooling Tower Blow Down B-MT-242 Foundation	Drawing	1	Vendor	GEN-2	Approval	Drawing	
6007-PLN-PRI-39-52-2206	Beta Plant- Foundation Cooling Tower Blow Down B-MT-242 Anchor Chair Detail	Drawing	0	Vendor	GEN-2	Approval	Drawing	
6007-INF-PRI-39-52-1001	0187P-A1&2-MT-402 Foundation Grout Memo (DS 08-22-12)	Analysis	0	Vendor	GEN-2	Approval	Report	8/22/2012
6007-INF-PRI-39-52-3001	0187P-A1&2-MT-444 Foundation Grout Memo (DS 08-22-12)	Analysis	0	Vendor	GEN-2	Approval	Report	8/22/2012
6007-PLN-PRI-39-52-2201	Beta Plant- Foundation- Coolnq Tower Blow Down B-MT-424 Cover Sheet	Drawing	2	Vendor	GEN-2	Approval	Drawing	8/24/2012
6007-PLN-PRI-39-52-2205	Beta Plant- Foundation- Cooling Tower Blow Down B-MT-424 Foundation	Drawing	2	Vendor	GEN-2	Approval	Drawing	8/24/2012
6007-PRI-PLN-39-62-3101	MT-444 Alpha Cover Sheet	Drawing	2	Vendor	GEN-2	Approval	Drawing	8/28/2012
6007-PRI-PLN-39-62-3102	Contact List/Standard Abbreviations	Drawing	0	Vendor	GEN-2	Approval	Drawing	8/28/2012
6007-PRI-PLN-39-62-3103	General Welding Information	Drawing	0	Vendor	GEN-2	Approval	Drawing	8/28/2012
6007-PRI-PLN-39-62-3104	Special Inspections	Drawing	0	Vendor	GEN-2	Approval	Drawing	8/28/2012
6007-PRI-PLN-39-62-3105	Orientation	Drawing	2	Vendor	GEN-2	Approval	Drawing	8/28/2012
6007-PRI-PLN-39-62-3106	Annular Layout	Drawing	0	Vendor	GEN-2	Approval	Drawing	8/28/2012
6007-PRI-PLN-39-62-3107	Floor Layout	Drawing	0	Vendor	GEN-2	Approval	Drawing	8/28/2012
6007-PRI-PLN-39-62-3108	Shell Details	Drawing	0	Vendor	GEN-2	Approval	Drawing	8/28/2012
6007-PRI-PLN-39-62-3109	Shell Layout	Drawing	2	Vendor	GEN-2	Approval	Drawing	8/28/2012
6007-PRI-PLN-39-62-3110	Welder Identification	Drawing	0	Vendor	GEN-2	Approval	Drawing	8/28/2012
6007-PRI-PLN-39-62-3111	Center Support Column	Drawing	0	Vendor	GEN-2	Approval	Drawing	8/28/2012
6007-PRI-PLN-39-62-3112	Roof Layout	Drawing	1	Vendor	GEN-2	Approval	Drawing	8/28/2012
6007-PRI-PLN-39-62-3113	Internal Rafter Layout	Drawing	1	Vendor	GEN-2	Approval	Drawing	8/28/2012
6007-PRI-PLN-39-62-3114	Shell Nozzle Schedule	Drawing	2	Vendor	GEN-2	Approval	Drawing	8/28/2012
6007-PRI-PLN-39-62-3115	Roof Nozzle Schedule	Drawing	2	Vendor	GEN-2	Approval	Drawing	8/28/2012
6007-PRI-PLN-39-62-3116	20" Overflow	Drawing	1	Vendor	GEN-2	Approval	Drawing	8/28/2012
6007-PRI-PLN-39-62-3117	8" Pump Recycle	Drawing	1	Vendor	GEN-2	Approval	Drawing	8/28/2012
6007-PRI-PLN-39-62-3118	36" Multi-Bolt Shell Manway	Drawing	0	Vendor	GEN-2	Approval	Drawing	8/28/2012
6007-PRI-PLN-39-62-3119	Nameplate Detail	Drawing	0	Vendor	GEN-2	Approval	Drawing	8/28/2012
6007-PRI-PLN-39-62-3120	30" Roof Manway	Drawing	0	Vendor	GEN-2	Approval	Drawing	8/28/2012
6007-PRI-PLN-39-62-3121	20" Gooseneck Vent	Drawing	0	Vendor	GEN-2	Approval	Drawing	8/28/2012
6007-PRI-PLN-39-62-3122	Exterior Ladder	Drawing	0	Vendor	GEN-2	Approval	Drawing	8/28/2012
6007-PRI-PLN-39-62-3123	Roof Handrail	Drawing	0	Vendor	GEN-2	Approval	Drawing	8/28/2012
6007-PRI-PLN-39-62-3124	Grounding Lug	Drawing	0	Vendor	GEN-2	Approval	Drawing	8/28/2012
6007-PRI-PLN-39-62-3125	Pipe Supports	Drawing	2	Vendor	GEN-2	Approval	Drawing	8/28/2012
6007-PRI-PLN-39-62-3201	MT-444 Beta Cover Sheet	Drawing	2	Vendor	GEN-2	Approval	Drawing	8/28/2012
6007-PRI-PLN-39-62-3202	Contact List/Standard Abbreviations	Drawing	0	Vendor	GEN-2	Approval	Drawing	8/28/2012
6007-PRI-PLN-39-62-3203	General Welding Information	Drawing	0	Vendor	GEN-2	Approval	Drawing	8/28/2012
6007-PRI-PLN-39-62-3204	Special Inspections	Drawing	0	Vendor	GEN-2	Approval	Drawing	8/28/2012
6007-PRI-PLN-39-62-3205	Orientation	Drawing	2	Vendor	GEN-2	Approval	Drawing	8/28/2012
6007-PRI-PLN-39-62-3206	Annular Layout	Drawing	0	Vendor	GEN-2	Approval	Drawing	8/28/2012
6007-PRI-PLN-39-62-3207	Floor Layout	Drawing	0	Vendor	GEN-2	Approval	Drawing	8/28/2012
6007-PRI-PLN-39-62-3208	Shell Details	Drawing	0	Vendor	GEN-2	Approval	Drawing	8/28/2012
6007-PRI-PLN-39-62-3209	Shell Layout	Drawing	2	Vendor	GEN-2	Approval	Drawing	8/28/2012
6007-PRI-PLN-39-62-3210	Welder Identification	Drawing	0	Vendor	GEN-2	Approval	Drawing	8/28/2012
6007-PRI-PLN-39-62-3211	Center Support Column	Drawing	0	Vendor	GEN-2	Approval	Drawing	8/28/2012
6007-PRI-PLN-39-62-3212	Roof Layout	Drawing	1	Vendor	GEN-2	Approval	Drawing	8/28/2012
6007-PRI-PLN-39-62-3213	Internal Rafter Layout	Drawing	1	Vendor	GEN-2	Approval	Drawing	8/28/2012
6007-PRI-PLN-39-62-3214	Shell Nozzle Schedule	Drawing	2	Vendor	GEN-2	Approval	Drawing	8/28/2012
6007-PRI-PLN-39-62-3215	Roof Nozzle Schedule	Drawing	2	Vendor	GEN-2	Approval	Drawing	8/28/2012
6007-PRI-PLN-39-62-3216	20" Overflow	Drawing	1	Vendor	GEN-2	Approval	Drawing	8/28/2012
6007-PRI-PLN-39-62-3217	8" Pump Recycle	Drawing	1	Vendor	GEN-2	Approval	Drawing	8/28/2012
6007-PRI-PLN-39-62-3218	36" Multi-Bolt Shell Manway	Drawing	0	Vendor	GEN-2	Approval	Drawing	8/28/2012
6007-PRI-PLN-39-62-3219	Nameplate Detail	Drawing	0	Vendor	GEN-2	Approval	Drawing	8/28/2012
6007-PRI-PLN-39-62-3220	30" Roof Manway	Drawing	0	Vendor	GEN-2	Approval	Drawing	8/28/2012
6007-PRI-PLN-39-62-3221	20" Gooseneck Vent	Drawing	0	Vendor	GEN-2	Approval	Drawing	8/28/2012
6007-PRI-PLN-39-62-3222	Exterior Ladder	Drawing	0	Vendor	GEN-2	Approval	Drawing	8/28/2012
6007-PRI-PLN-39-62-3223	Roof Handrail	Drawing	0	Vendor	GEN-2	Approval	Drawing	8/28/2012
6007-PRI-PLN-39-62-3224	Grounding Lug	Drawing	0	Vendor	GEN-2	Approval	Drawing	8/28/2012
6007-PRI-PLN-39-62-3225	Pipe Supports	Drawing	2	Vendor	GEN-2	Approval	Drawing	8/28/2012
6007-PLN-PRI-39-62-4101	A-MT-451 Foundation Cover Sheet	Drawing	1	Vendor	GEN-2	Approval	Drawing	9/5/2012
6007-PLN-PRI-39-52-4102	Contact List / Standard Abbreviations	Drawing	0	Vendor	GEN-2	Approval	Drawing	9/5/2012
6007-PLN-PRI-39-52-4103	General Welding Information	Drawing	0	Vendor	GEN-2	Approval	Drawing	9/5/2012
6007-PLN-PRI-39-52-4104	Special Inspections	Drawing	1	Vendor	GEN-2	Approval	Drawing	9/5/2012
6007-PLN-PRI-39-52-4105	Foundation	Drawing	1	Vendor	GEN-2	Approval	Drawing	9/5/2012
6007-PLN-PRI-39-52-4106	Anchor Chair Detail	Drawing	0	Vendor	GEN-2	Approval	Drawing	9/5/2012
6007-VAR-PRI-ATP-4100	Response to BV comments on MT-451 Foundations		0	Vendor	GEN-2	Approval		9/5/2012
6007-PLN-PRI-39-52-4201	B-MT-451 Foundation Cover Sheet	Drawing	1	Vendor	GEN-2	Approval	Drawing	9/5/2012
6007-PLN-PRI-39-52-4202	Contact List / Standard Abbreviations	Drawing	0	Vendor	GEN-2	Approval	Drawing	9/5/2012
6007-PLN-PRI-39-52-4203	General Welding Information	Drawing	0	Vendor	GEN-2	Approval	Drawing	9/5/2012
6007-PLN-PRI-39-52-4204	Special Inspections	Drawing	1	Vendor	GEN-2	Approval	Drawing	9/5/2012
6007-PLN-PRI-39-52-4205	Foundation	Drawing	1	Vendor	GEN-2	Approval	Drawing	9/5/2012
6007-PLN-PRI-39-52-4206	Anchor Chair Detail	Drawing	0	Vendor	GEN-2	Approval	Drawing	9/5/2012
6007-PLN-PRI-39-52-5101	A-MT-453 Foundation Cover Sheet	Drawing	1	Vendor	GEN-2	Approval	Drawing	9/5/2012
6007-PLN-PRI-39-52-5102	Contact List / Standard Abbreviations	Drawing	0	Vendor	GEN-2	Approval	Drawing	9/5/2012
6007-PLN-PRI-39-52-5103	General Welding Information	Drawing	0	Vendor	GEN-2	Approval	Drawing	9/5/2012
6007-PLN-PRI-39-52-5104	Special Inspections	Drawing	1	Vendor	GEN-2	Approval	Drawing	9/5/2012
6007-PLN-PRI-39-52-5105	Foundation	Drawing	1	Vendor	GEN-2	Approval	Drawing	9/5/2012
6007-PLN-PRI-39-52-5106	Anchor Chair Detail	Drawing	0	Vendor	GEN-2	Approval	Drawing	9/5/2012
6007-VAR-PRI-ATP-5100	Responses to BV comments for MT-453 Foundations		0	Vendor	GEN-2	Approval		9/5/2012
6007-PLN-PRI-39-52-5201	B-MT-453 Foundation Cover Sheet	Drawing	1	Vendor	GEN-2	Approval	Drawing	9/5/2012
6007-PLN-PRI-39-52-5202	Contact List / Standard Abbreviations	Drawing	0	Vendor	GEN-2	Approval	Drawing	9/5/2012
6007-PLN-PRI-39-52-5203	General Welding Information	Drawing	0	Vendor	GEN-2	Approval	Drawing	9/5/2012
6007-PLN-PRI-39-52-5204	Special Inspections	Drawing	1	Vendor	GEN-2	Approval	Drawing	9/5/2012
6007-PLN-PRI-39-52-5205	Foundation	Drawing	1	Vendor	GEN-2	Approval	Drawing	9/5/2012
6007-PLN-PRI-39-52-5206	Anchor Chair Detail	Drawing	0	Vendor	GEN-2	Approval	Drawing	9/5/2012
6007-CAL-PRI-39-52-5100	A-MT-453 Structural Calculations	Calculation	4	Vendor	GEN-2	Approval	calculation	9/5/2012
6007-CAL-PRI-39-52-5200	B-MT-453 Structural Calculations	Calculation	4	Vendor	GEN-2	Approval	calculation	9/5/2012
6007-PRI-PLN-39-62-3101	MT-444 Alpha Cover Sheet	Drawing	2	Vendor	GEN-2	Approval	Drawing	08.24.12
6007-PRI-PLN-39-62-3102	Contact List/Standard Abbreviations	Drawing	0	Vendor	GEN-2	Approval	Drawing	08.03.12
6007-PRI-PLN-39-62-3103	General Welding Information	Drawing	0	Vendor	GEN-2	Approval	Drawing	08.03.12
6007-PRI-PLN-39-62-3104	Special Inspections	Drawing	0	Vendor	GEN-2	Approval	Drawing	08.03.12
6007-PRI-PLN-39-62-3105	Orientation	Drawing	2	Vendor	GEN-2	Approval	Drawing	08.24.12
6007-PRI-PLN-39-62-3106	Annular Layout	Drawing	0	Vendor	GEN-2	Approval	Drawing	08.03.12
6007-PRI-PLN-39-62-3107	Floor Layout	Drawing	0	Vendor	GEN-2	Approval	Drawing	08.03.12
6007-PRI-PLN-39-62-3108	Shell Details	Drawing	0	Vendor	GEN-2	Approval	Drawing	08.03.12
6007-PRI-PLN-39-62-3109	Shell Layout	Drawing	2	Vendor	GEN-2	Approval	Drawing	08.24.12
6007-PRI-PLN-39-62-3110	Welder Identification	Drawing	0	Vendor	GEN-2	Approval	Drawing	08.03.12
6007-PRI-PLN-39-62-3111	Center Support Column	Drawing	0	Vendor	GEN-2	Approval	Drawing	08.03.12
6007-PRI-PLN-39-62-3112	Roof Layout	Drawing	1	Vendor	GEN-2	Approval	Drawing	08.03.12
6007-PRI-PLN-39-62-3113	Internal Rafter Layout	Drawing	1	Vendor	GEN-2	Approval	Drawing	08.03.12
6007-PRI-PLN-39-62-3114	Shell Nozzle Schedule	Drawing	2	Vendor	GEN-2	Approval	Drawing	08.24.12
6007-PRI-PLN-39-62-3115	Roof Nozzle Schedule	Drawing	2	Vendor	GEN-2	Approval	Drawing	08.24.12
6007-PRI-PLN-39-62-3116	20" Overflow	Drawing	1	Vendor	GEN-2	Approval	Drawing	08.03.12
6007-PRI-PLN-39-62-3117	8" Pump Recycle	Drawing	1	Vendor	GEN-2	Approval	Drawing	08.03.12
6007-PRI-PLN-39-62-3118	36" Multi-Bolt Shell Manway	Drawing	0	Vendor	GEN-2	Approval	Drawing	08.03.12
6007-PRI-PLN-39-62-3119	Nameplate Detail	Drawing	0	Vendor	GEN-2	Approval	Drawing	08.03.12
6007-PRI-PLN-39-62-3120	30" Roof Manway	Drawing	0	Vendor	GEN-2	Approval	Drawing	08.03.12
6007-PRI-PLN-39-62-3121	20" Gooseneck Vent	Drawing	0	Vendor	GEN-2	Approval	Drawing	08.03.12
6007-PRI-PLN-39-62-3122	Exterior Ladder	Drawing	0	Vendor	GEN-2	Approval	Drawing	08.03.12
6007-PRI-PLN-39-62-3123	Roof Handrail	Drawing	0	Vendor	GEN-2	Approval	Drawing	08.03.12
6007-PRI-PLN-39-62-3124	Grounding Lug	Drawing	0	Vendor	GEN-2	Approval	Drawing	08.03.12
6007-PRI-PLN-39-62-3125	Pipe Supports	Drawing	2	Vendor	GEN-2	Approval	Drawing	08.24.12
6007-PRI-PLN-39-62-3201	MT-444 Beta Cover Sheet	Drawing	2	Vendor	GEN-2	Approval	Drawing	08.24.12
6007-PRI-PLN-39-62-3202	Contact List/Standard Abbreviations	Drawing	0	Vendor	GEN-2	Approval	Drawing	08.03.12
6007-PRI-PLN-39-62-3203	General Welding Information	Drawing	0	Vendor	GEN-2	Approval	Drawing	08.03.12
6007-PRI-PLN-39-62-3204	Special Inspections	Drawing	0	Vendor	GEN-2	Approval	Drawing	08.03.12
6007-PRI-PLN-39-62-3205	Orientation	Drawing	2	Vendor	GEN-2	Approval	Drawing	08.24.12
6007-PRI-PLN-39-62-3206	Annular Layout	Drawing	0	Vendor	GEN-2	Approval	Drawing	08.03.12
6007-PRI-PLN-39-62-3207	Floor Layout	Drawing	0	Vendor	GEN-2	Approval	Drawing	08.03.12
6007-PRI-PLN-39-62-3208	Shell Details	Drawing	0	Vendor	GEN-2	Approval	Drawing	08.03.12
6007-PRI-PLN-39-62-3209	Shell Layout	Drawing	2	Vendor	GEN-2	Approval	Drawing	08.24.12
6007-PRI-PLN-39-62-3210	Welder Identification	Drawing	0	Vendor	GEN-2	Approval	Drawing	08.03.12
6007-PRI-PLN-39-62-3211	Center Support Column	Drawing	0	Vendor	GEN-2	Approval	Drawing	08.03.12
6007-PRI-PLN-39-62-3212	Roof Layout	Drawing	1	Vendor	GEN-2	Approval	Drawing	08.03.12
6007-PRI-PLN-39-62-3213	Internal Rafter Layout	Drawing	1	Vendor	GEN-2	Approval	Drawing	08.03.12
6007-PRI-PLN-39-62-3214	Shell Nozzle Schedule	Drawing	2	Vendor	GEN-2	Approval	Drawing	08.24.12
6007-PRI-PLN-39-62-3215	Roof Nozzle Schedule	Drawing	2	Vendor	GEN-2	Approval	Drawing	08.24.12
6007-PRI-PLN-39-62-3216	20" Overflow	Drawing	1	Vendor	GEN-2	Approval	Drawing	08.03.12
6007-PRI-PLN-39-62-3217	8" Pump Recycle	Drawing	1	Vendor	GEN-2	Approval	Drawing	08.03.12
6007-PRI-PLN-39-62-3218	36" Multi-Bolt Shell Manway	Drawing	0	Vendor	GEN-2	Approval	Drawing	08.03.12
6007-PRI-PLN-39-62-3219	Nameplate Detail	Drawing	0	Vendor	GEN-2	Approval	Drawing	08.03.12
6007-PRI-PLN-39-62-3220	30" Roof Manway	Drawing	0	Vendor	GEN-2	Approval	Drawing	08.03.12
6007-PRI-PLN-39-62-3221	20" Gooseneck Vent	Drawing	0	Vendor	GEN-2	Approval	Drawing	08.03.12
6007-PRI-PLN-39-62-3222	Exterior Ladder	Drawing	0	Vendor	GEN-2	Approval	Drawing	08.03.12
6007-PRI-PLN-39-62-3223	Roof Handrail	Drawing	0	Vendor	GEN-2	Approval	Drawing	08.03.12
6007-PRI-PLN-39-62-3224	Grounding Lug	Drawing	0	Vendor	GEN-2	Approval	Drawing	08.03.12
6007-PRI-PLN-39-62-3225	Pipe Supports	Drawing	2	Vendor	GEN-2	Approval	Drawing	08.24.12
0187P-C1&2 - MT-444 Response To BV Tank Comments	Response Memo	Spec		Vendor	GEN-2	Approval	Spec	9/5/2012
6007-PLN-PRI-39-62-1120	Ø 10" PUMP RECYCLE	Drawing	6	Vendor	GEN-2	Approval	Drawing	9/7/2012
6007-PLN-PRI-39-62-1220	Ø 10" PUMP RECYCLE	Drawing	6	Vendor	GEN-2	Approval	Drawing	9/7/2012
0187P-A1&2 - MT-402 Tank Drawing Changes Memo (DS	Cover Letter	Drawing	0	Vendor	GEN-2	Approval		9/7/2012
6007-PRI-PLN-39-62-2101	MT-424 Alpha Cover Sheet	Drawing	2	Vendor	GEN-2	Approval	Drawing	9/5/2012
6007-PRI-PLN-39-62-2102	Contact List/Standard Abbreviations	Drawing	0	Vendor	GEN-2	Approval	Drawing	9/5/2012
6007-PRI-PLN-39-62-2103	General Welding Information	Drawing	0	Vendor	GEN-2	Approval	Drawing	9/5/2012
6007-PRI-PLN-39-62-2104	Special Inspections	Drawing	0	Vendor	GEN-2	Approval	Drawing	9/5/2012

6007-PRI-PLN-39-62-2105	Orientation	Drawing	2	Vendor	GEN-2	Approval	Drawing	9/5/2012
6007-PRI-PLN-39-62-2106	Floor Layout	Drawing	0	Vendor	GEN-2	Approval	Drawing	9/5/2012
6007-PRI-PLN-39-62-2107	Shell Details	Drawing	0	Vendor	GEN-2	Approval	Drawing	9/5/2012
6007-PRI-PLN-39-62-2108	Shell Layout	Drawing	2	Vendor	GEN-2	Approval	Drawing	9/5/2012
6007-PRI-PLN-39-62-2109	Welder Identification	Drawing	0	Vendor	GEN-2	Approval	Drawing	9/5/2012
6007-PRI-PLN-39-62-2110	Center Support Column	Drawing	0	Vendor	GEN-2	Approval	Drawing	9/5/2012
6007-PRI-PLN-39-62-2111	Roof Layout	Drawing	1	Vendor	GEN-2	Approval	Drawing	9/5/2012
6007-PRI-PLN-39-62-2112	Internal Rafter Layout	Drawing	1	Vendor	GEN-2	Approval	Drawing	9/5/2012
6007-PRI-PLN-39-62-2113	Shell Nozzle Schedule	Drawing	2	Vendor	GEN-2	Approval	Drawing	9/5/2012
6007-PRI-PLN-39-62-2114	Roof Nozzle Schedule	Drawing	1	Vendor	GEN-2	Approval	Drawing	9/5/2012
6007-PRI-PLN-39-62-2115	ø 8" Overflow	Drawing	0	Vendor	GEN-2	Approval	Drawing	9/5/2012
6007-PRI-PLN-39-62-2116	ø 36" Multi-Bolt Shell Manway	Drawing	0	Vendor	GEN-2	Approval	Drawing	9/5/2012
6007-PRI-PLN-39-62-2117	Nameplate Detail	Drawing	0	Vendor	GEN-2	Approval	Drawing	9/5/2012
6007-PRI-PLN-39-62-2118	ø 30" Roof Manway	Drawing	0	Vendor	GEN-2	Approval	Drawing	9/5/2012
6007-PRI-PLN-39-62-2119	ø 10" Gooseneck Vent	Drawing	0	Vendor	GEN-2	Approval	Drawing	9/5/2012
6007-PRI-PLN-39-62-2120	Exterior Ladder	Drawing	0	Vendor	GEN-2	Approval	Drawing	9/5/2012
6007-PRI-PLN-39-62-2121	Roof Handrail	Drawing	0	Vendor	GEN-2	Approval	Drawing	9/5/2012
6007-PRI-PLN-39-62-2122	Grounding Lug & Shell Repad	Drawing	2	Vendor	GEN-2	Approval	Drawing	9/5/2012
6007-PRI-PLN-39-62-2201	MT-424 Beta Cover Sheet	Drawing	2	Vendor	GEN-2	Approval	Drawing	9/5/2012
6007-PRI-PLN-39-62-2202	Contact List/Standard Abbreviations	Drawing	0	Vendor	GEN-2	Approval	Drawing	9/5/2012
6007-PRI-PLN-39-62-2203	General Welding Information	Drawing	0	Vendor	GEN-2	Approval	Drawing	9/5/2012
6007-PRI-PLN-39-62-2204	Special Inspections	Drawing	0	Vendor	GEN-2	Approval	Drawing	9/5/2012
6007-PRI-PLN-39-62-2205	Orientation	Drawing	2	Vendor	GEN-2	Approval	Drawing	9/5/2012
6007-PRI-PLN-39-62-2206	Floor Layout	Drawing	0	Vendor	GEN-2	Approval	Drawing	9/5/2012
6007-PRI-PLN-39-62-2207	Shell Details	Drawing	0	Vendor	GEN-2	Approval	Drawing	9/5/2012
6007-PRI-PLN-39-62-2208	Shell Layout	Drawing	2	Vendor	GEN-2	Approval	Drawing	9/5/2012
6007-PRI-PLN-39-62-2209	Welder Identification	Drawing	0	Vendor	GEN-2	Approval	Drawing	9/5/2012
6007-PRI-PLN-39-62-2210	Center Support Column	Drawing	0	Vendor	GEN-2	Approval	Drawing	9/5/2012
6007-PRI-PLN-39-62-2211	Roof Layout	Drawing	1	Vendor	GEN-2	Approval	Drawing	9/5/2012
6007-PRI-PLN-39-62-2212	Internal Rafter Layout	Drawing	1	Vendor	GEN-2	Approval	Drawing	9/5/2012
6007-PRI-PLN-39-62-2213	Shell Nozzle Schedule	Drawing	2	Vendor	GEN-2	Approval	Drawing	9/5/2012
6007-PRI-PLN-39-62-2214	Roof Nozzle Schedule	Drawing	1	Vendor	GEN-2	Approval	Drawing	9/5/2012
6007-PRI-PLN-39-62-2215	ø 8" Overflow	Drawing	0	Vendor	GEN-2	Approval	Drawing	9/5/2012
6007-PRI-PLN-39-62-2216	ø 36" Multi-Bolt Shell Manway	Drawing	0	Vendor	GEN-2	Approval	Drawing	9/5/2012
6007-PRI-PLN-39-62-2217	Nameplate Detail	Drawing	0	Vendor	GEN-2	Approval	Drawing	9/5/2012
6007-PRI-PLN-39-62-2218	ø 30" Roof Manway	Drawing	0	Vendor	GEN-2	Approval	Drawing	9/5/2012
6007-PRI-PLN-39-62-2219	ø 10" Gooseneck Vent	Drawing	0	Vendor	GEN-2	Approval	Drawing	9/5/2012
6007-PRI-PLN-39-62-2220	Exterior Ladder	Drawing	0	Vendor	GEN-2	Approval	Drawing	9/5/2012
6007-PRI-PLN-39-62-2221	Roof Handrail	Drawing	0	Vendor	GEN-2	Approval	Drawing	9/5/2012
6007-PRI-PLN-39-62-2222	Grounding Lug & Shell Repad	Drawing	2	Vendor	GEN-2	Approval	Drawing	9/5/2012
6007-PRI-PLN-39-62-4101	MT-451 Alpha Cover Sheet	Drawing	1	Vendor	GEN-2	Approval	Drawing	9/6/2012
6007-PRI-PLN-39-62-4102	Contact List/Standard Abbreviations	Drawing	0	Vendor	GEN-2	Approval	Drawing	9/6/2012
6007-PRI-PLN-39-62-4103	General Welding Information	Drawing	0	Vendor	GEN-2	Approval	Drawing	9/6/2012
6007-PRI-PLN-39-62-4104	Special Inspections	Drawing	0	Vendor	GEN-2	Approval	Drawing	9/6/2012
6007-PRI-PLN-39-62-4105	Orientation	Drawing	1	Vendor	GEN-2	Approval	Drawing	9/6/2012
6007-PRI-PLN-39-62-4106	Floor Layout	Drawing	0	Vendor	GEN-2	Approval	Drawing	9/6/2012
6007-PRI-PLN-39-62-4107	Shell Details	Drawing	0	Vendor	GEN-2	Approval	Drawing	9/6/2012
6007-PRI-PLN-39-62-4108	Shell Layout	Drawing	1	Vendor	GEN-2	Approval	Drawing	9/6/2012
6007-PRI-PLN-39-62-4109	Welder Identification	Drawing	0	Vendor	GEN-2	Approval	Drawing	9/6/2012
6007-PRI-PLN-39-62-4110	Center Support Column	Drawing	0	Vendor	GEN-2	Approval	Drawing	9/6/2012
6007-PRI-PLN-39-62-4111	Roof Layout	Drawing	1	Vendor	GEN-2	Approval	Drawing	9/6/2012
6007-PRI-PLN-39-62-4112	Internal Rafter Layout	Drawing	1	Vendor	GEN-2	Approval	Drawing	9/6/2012
6007-PRI-PLN-39-62-4113	Shell Nozzle Schedule	Drawing	1	Vendor	GEN-2	Approval	Drawing	9/6/2012
6007-PRI-PLN-39-62-4114	Roof Nozzle Schedule	Drawing	0	Vendor	GEN-2	Approval	Drawing	9/6/2012
6007-PRI-PLN-39-62-4115	ø 8" Overflow	Drawing	0	Vendor	GEN-2	Approval	Drawing	9/6/2012
6007-PRI-PLN-39-62-4116	ø 2" Pump Recycle	Drawing	1	Vendor	GEN-2	Approval	Drawing	9/6/2012
6007-PRI-PLN-39-62-4117	ø 36" Multi-Bolt Shell Manway	Drawing	0	Vendor	GEN-2	Approval	Drawing	9/6/2012
6007-PRI-PLN-39-62-4118	Nameplate Detail	Drawing	1	Vendor	GEN-2	Approval	Drawing	9/6/2012
6007-PRI-PLN-39-62-4119	ø 30" Roof Manway	Drawing	0	Vendor	GEN-2	Approval	Drawing	9/6/2012
6007-PRI-PLN-39-62-4120	ø 8" Gooseneck Vent	Drawing	0	Vendor	GEN-2	Approval	Drawing	9/6/2012
6007-PRI-PLN-39-62-4121	Exterior Ladder	Drawing	0	Vendor	GEN-2	Approval	Drawing	9/6/2012
6007-PRI-PLN-39-62-4122	Roof Handrail	Drawing	0	Vendor	GEN-2	Approval	Drawing	9/6/2012
6007-PRI-PLN-39-62-4123	Grounding Lug & Shell Repad	Drawing	1	Vendor	GEN-2	Approval	Drawing	9/6/2012
6007-PRI-PLN-39-62-4201	MT-451 Beta Cover Sheet	Drawing	1	Vendor	GEN-2	Approval	Drawing	9/6/2012
6007-PRI-PLN-39-62-4202	Contact List/Standard Abbreviations	Drawing	0	Vendor	GEN-2	Approval	Drawing	9/6/2012
6007-PRI-PLN-39-62-4203	General Welding Information	Drawing	0	Vendor	GEN-2	Approval	Drawing	9/6/2012
6007-PRI-PLN-39-62-4204	Special Inspections	Drawing	0	Vendor	GEN-2	Approval	Drawing	9/6/2012
6007-PRI-PLN-39-62-4205	Orientation	Drawing	1	Vendor	GEN-2	Approval	Drawing	9/6/2012
6007-PRI-PLN-39-62-4206	Floor Layout	Drawing	0	Vendor	GEN-2	Approval	Drawing	9/6/2012
6007-PRI-PLN-39-62-4207	Shell Details	Drawing	0	Vendor	GEN-2	Approval	Drawing	9/6/2012
6007-PRI-PLN-39-62-4208	Shell Layout	Drawing	1	Vendor	GEN-2	Approval	Drawing	9/6/2012
6007-PRI-PLN-39-62-4209	Welder Identification	Drawing	0	Vendor	GEN-2	Approval	Drawing	9/6/2012
6007-PRI-PLN-39-62-4210	Center Support Column	Drawing	0	Vendor	GEN-2	Approval	Drawing	9/6/2012
6007-PRI-PLN-39-62-4211	Roof Layout	Drawing	1	Vendor	GEN-2	Approval	Drawing	9/6/2012
6007-PRI-PLN-39-62-4212	Internal Rafter Layout	Drawing	1	Vendor	GEN-2	Approval	Drawing	9/6/2012
6007-PRI-PLN-39-62-4213	Shell Nozzle Schedule	Drawing	1	Vendor	GEN-2	Approval	Drawing	9/6/2012
6007-PRI-PLN-39-62-4214	Roof Nozzle Schedule	Drawing	0	Vendor	GEN-2	Approval	Drawing	9/6/2012
6007-PRI-PLN-39-62-4215	ø 8" Overflow	Drawing	0	Vendor	GEN-2	Approval	Drawing	9/6/2012
6007-PRI-PLN-39-62-4216	ø 2" Pump Recycle	Drawing	1	Vendor	GEN-2	Approval	Drawing	9/6/2012
6007-PRI-PLN-39-62-4217	ø 36" Multi-Bolt Shell Manway	Drawing	0	Vendor	GEN-2	Approval	Drawing	9/6/2012
6007-PRI-PLN-39-62-4218	Nameplate Detail	Drawing	1	Vendor	GEN-2	Approval	Drawing	9/6/2012
6007-PRI-PLN-39-62-4219	ø 30" Roof Manway	Drawing	0	Vendor	GEN-2	Approval	Drawing	9/6/2012
6007-PRI-PLN-39-62-4220	ø 8" Gooseneck Vent	Drawing	0	Vendor	GEN-2	Approval	Drawing	9/6/2012
6007-PRI-PLN-39-62-4221	Exterior Ladder	Drawing	0	Vendor	GEN-2	Approval	Drawing	9/6/2012
6007-PRI-PLN-39-62-4222	Roof Handrail	Drawing	0	Vendor	GEN-2	Approval	Drawing	9/6/2012
6007-PRI-PLN-39-62-4223	Grounding Lug & Shell Repad	Drawing	1	Vendor	GEN-2	Approval	Drawing	9/6/2012
6007-VAR-PRI-ATP-1101	REVISION MEMO	Drawing	0	Vendor	GEN-2	Approval		9/6/2012
6007-CAL-PRI-39-52-1100	ALPHA PLANT STRUCTURAL CALCULATIONS	Calculation	3	Vendor	GEN-2	Approval	calculation	9/6/2012
6007-PLN-PRI-39-52-1106	ANCHOR CHAIR DETAILS	Drawing	5	Vendor	GEN-2	Approval	Drawing	9/6/2012
6007-CAL-AGE-25-52-4000	ALPHA CALCULATIONS	Calculation	0	Vendor	GEN-2	Approval	calculation	10/8/2012
6007-CAL-AGE-25-52-8000	BETA CALCULATIONS	Calculation	0	Vendor	GEN-2	Approval	calculation	10/8/2012
6007-PLN-AGE-25-52-4000	ALPHA COVER	Drawing	0	Vendor	GEN-2	Approval	Drawing	10/8/2012
6007-PLN-AGE-25-52-4020	ALPHA GEN. NOTES	Drawing	0	Vendor	GEN-2	Approval	Drawing	10/8/2012
6007-PLN-AGE-25-52-4040	ALPHA FOUNDATION PLAN	Drawing	0	Vendor	GEN-2	Approval	Drawing	10/8/2012
6007-PLN-AGE-25-52-4041	ALPHA FOUNDATION ELE	Drawing	0	Vendor	GEN-2	Approval	Drawing	10/8/2012
6007-PLN-AGE-25-52-4060	ALPHA DETAILS	Drawing	0	Vendor	GEN-2	Approval	Drawing	10/8/2012
6007-PLN-AGE-25-52-4061	ALPHA DETAILS	Drawing	0	Vendor	GEN-2	Approval	Drawing	10/8/2012
6007-PLN-AGE-25-52-4062	ALPHA DETAILS	Drawing	0	Vendor	GEN-2	Approval	Drawing	10/8/2012
6007-PLN-AGE-25-52-4063	ALPHA DETAILS	Drawing	0	Vendor	GEN-2	Approval	Drawing	10/8/2012
6007-PLN-AGE-25-52-4064	ALPHA DETAILS	Drawing	0	Vendor	GEN-2	Approval	Drawing	10/8/2012
6007-PLN-AGE-25-52-4065	ALPHA DETAILS	Drawing	0	Vendor	GEN-2	Approval	Drawing	10/8/2012
6007-PLN-AGE-25-52-4066	ALPHA DETAILS	Drawing	0	Vendor	GEN-2	Approval	Drawing	10/8/2012
6007-PLN-AGE-25-52-4067	ALPHA DETAILS	Drawing	0	Vendor	GEN-2	Approval	Drawing	10/8/2012
6007-PLN-AGE-25-52-8000	BETA COVER	Drawing	0	Vendor	GEN-2	Approval	Drawing	10/8/2012
6007-PLN-AGE-25-52-8020	BETA GEN. NOTES	Drawing	0	Vendor	GEN-2	Approval	Drawing	10/8/2012
6007-PLN-AGE-25-52-8040	BETA FOUNDATION PLAN	Drawing	0	Vendor	GEN-2	Approval	Drawing	10/8/2012
6007-PLN-AGE-25-52-8041	BETA FOUNDATION ELE	Drawing	0	Vendor	GEN-2	Approval	Drawing	10/8/2012
6007-PLN-AGE-25-52-8060	BETA DETAILS	Drawing	0	Vendor	GEN-2	Approval	Drawing	10/8/2012
6007-PLN-AGE-25-52-8061	BETA DETAILS	Drawing	0	Vendor	GEN-2	Approval	Drawing	10/8/2012
6007-PLN-AGE-25-52-8062	BETA DETAILS	Drawing	0	Vendor	GEN-2	Approval	Drawing	10/8/2012
6007-PLN-AGE-25-52-8063	BETA DETAILS	Drawing	0	Vendor	GEN-2	Approval	Drawing	10/8/2012
6007-PLN-AGE-25-52-8064	BETA DETAILS	Drawing	0	Vendor	GEN-2	Approval	Drawing	10/8/2012
6007-PLN-AGE-25-52-8065	BETA DETAILS	Drawing	0	Vendor	GEN-2	Approval	Drawing	10/8/2012
6007-PLN-AGE-25-52-8066	BETA DETAILS	Drawing	0	Vendor	GEN-2	Approval	Drawing	10/8/2012
6007-PLN-AGE-25-52-8067	BETA DETAILS	Drawing	0	Vendor	GEN-2	Approval	Drawing	10/8/2012
6007-PLN-PRI-39-62-4101	A-MT-451 Tank Cover Sheet	Drawing	2	Vendor	GEN-2	Approval	Drawing	10/8/2012
6007-PLN-PRI-39-62-4102	A-MT-451 Contact List/Standard Abbreviations	Drawing	0	Vendor	GEN-2	Approval	Drawing	10/8/2012
6007-PLN-PRI-39-62-4103	A-MT-451 General Welding Information	Drawing	2	Vendor	GEN-2	Approval	Drawing	10/8/2012
6007-PLN-PRI-39-62-4104	A-MT-451 Special Inspections	Drawing	2	Vendor	GEN-2	Approval	Drawing	10/8/2012
6007-PLN-PRI-39-62-4105	A-MT-451 Nozzle Orientations	Drawing	2	Vendor	GEN-2	Approval	Drawing	10/8/2012
6007-PLN-PRI-39-62-4106	A-MT-451 Floor Layout	Drawing	0	Vendor	GEN-2	Approval	Drawing	10/8/2012
6007-PLN-PRI-39-62-4107	A-MT-451 Shell Details	Drawing	2	Vendor	GEN-2	Approval	Drawing	10/8/2012
6007-PLN-PRI-39-62-4108	A-MT-451 Shell Layout	Drawing	2	Vendor	GEN-2	Approval	Drawing	10/8/2012
6007-PLN-PRI-39-62-4109	A-MT-451 Welder Identification	Drawing	0	Vendor	GEN-2	Approval	Drawing	10/8/2012
6007-PLN-PRI-39-62-4110	A-MT-451 Center Support Column	Drawing	2	Vendor	GEN-2	Approval	Drawing	10/8/2012
6007-PLN-PRI-39-62-4111	A-MT-451 Roof Layout	Drawing	1	Vendor	GEN-2	Approval	Drawing	10/8/2012
6007-PLN-PRI-39-62-4112	A-MT-451 Internal Rafter Layout	Drawing	2	Vendor	GEN-2	Approval	Drawing	10/8/2012
6007-PLN-PRI-39-62-4113	A-MT-451 Shell Nozzle Schedule	Drawing	2	Vendor	GEN-2	Approval	Drawing	10/8/2012
6007-PLN-PRI-39-62-4114	A-MT-451 Roof Nozzle Schedule	Drawing	1	Vendor	GEN-2	Approval	Drawing	10/8/2012
6007-PLN-PRI-39-62-4115	A-MT-451 8" Overflow	Drawing	0	Vendor	GEN-2	Approval	Drawing	10/8/2012
6007-PLN-PRI-39-62-4116	A-MT-451 2" Pump Recycle	Drawing	2	Vendor	GEN-2	Approval	Drawing	10/8/2012
6007-PLN-PRI-39-62-4117	A-MT-451 36" Multi-Bolt Shell Manway	Drawing	2	Vendor	GEN-2	Approval	Drawing	10/8/2012
6007-PLN-PRI-39-62-4118	A-MT-451 Nameplate Detail	Drawing	1	Vendor	GEN-2	Approval	Drawing	10/8/2012
6007-PLN-PRI-39-62-4119	A-MT-451 30" Roof Manway	Drawing	0	Vendor	GEN-2	Approval	Drawing	10/8/2012
6007-PLN-PRI-39-62-4120	A-MT-451 8" Gooseneck Vent	Drawing	0	Vendor	GEN-2	Approval	Drawing	10/8/2012
6007-PLN-PRI-39-62-4121	A-MT-451 Exterior Ladder	Drawing	2	Vendor	GEN-2	Approval	Drawing	10/8/2012
6007-PLN-PRI-39-62-4122	A-MT-451 Roof Handrail	Drawing	2	Vendor	GEN-2	Approval	Drawing	10/8/2012
6007-PLN-PRI-39-62-4123	A-MT-451 Grounding Lug & Shell Repad	Drawing	1	Vendor	GEN-2	Approval	Drawing	10/8/2012
6007-PLN-PRI-39-62-4201	B-MT-451 Tank Cover Sheet	Drawing	2	Vendor	GEN-2	Approval	Drawing	10/8/2012
6007-PLN-PRI-39-62-4202	B-MT-451 Contact List/Standard Abbreviations	Drawing	0	Vendor	GEN-2	Approval	Drawing	10/8/2012
6007-PLN-PRI-39-62-4203	B-MT-451 General Welding Information	Drawing	2	Vendor	GEN-2	Approval	Drawing	10/8/2012
6007-PLN-PRI-39-62-4204	B-MT-451 Special Inspections	Drawing	2	Vendor	GEN-2	Approval	Drawing	10/8/2012
6007-PLN-PRI-39-62-4205	B-MT-451 Nozzle Orientations	Drawing	2	Vendor	GEN-2	Approval	Drawing	10/8/2012
6007-PLN-PRI-39-62-4206	B-MT-451 Floor Layout	Drawing	0	Vendor	GEN-2	Approval	Drawing	10/8/2012
6007-PLN-PRI-39-62-4207	B-MT-451 Shell Details	Drawing	2	Vendor	GEN-2	Approval	Drawing	10/8/2012
6007-PLN-PRI-39-62-4208	B-MT-451 Shell Layout	Drawing	2	Vendor	GEN-2	Approval	Drawing	10/8/2012
6007-PLN-PRI-39-62-4209	B-MT-451 Welder Identification	Drawing	0	Vendor	GEN-2	Approval	Drawing	10/8/2012
6007-PLN-PRI-39-62-4210	B-MT-451 Center Support Column	Drawing	2	Vendor	GEN-2	Approval	Drawing	10/8/2012
6007-PLN-PRI-39-62-4211	B-MT-451 Roof Layout	Drawing	1	Vendor	GEN-2	Approval	Drawing	10/8/2012
6007-PLN-PRI-39-62-4212	B-MT-451 Internal Rafter Layout	Drawing	2	Vendor	GEN-2	Approval	Drawing	10/8/2012
6007-PLN-PRI-39-62-4213	B-MT-451 Shell Nozzle Schedule	Drawing	2	Vendor	GEN-2	Approval	Drawing	10/8/2012
6007-PLN-PRI-39-62-4214	B-MT-451 Roof Nozzle Schedule	Drawing	1	Vendor	GEN-2	Approval	Drawing	10/8/2012
6007-PLN-PRI-39-62-4215	B-MT-451 8" Overflow	Drawing	0	Vendor	GEN-2	Approval	Drawing	10/8/2012
6007-PLN-PRI-39-62-4216	B-MT-451 2" Pump Recycle	Drawing	2	Vendor	GEN-2	Approval	Drawing	10/8/2012
6007-PLN-PRI-39-62-4217	B-MT-451 36" Multi-Bolt Shell Manway	Drawing	2	Vendor	GEN-2	Approval	Drawing	10/8/2012
6007-PLN-PRI-39-62-4218	B-MT-451 Nameplate Detail	Drawing	1	Vendor	GEN-2	Approval	Drawing	10/8/2012
6007-PLN-PRI-39-62-4219	B-MT-451 30" Roof Manway	Drawing	0	Vendor	GEN-2	Approval	Drawing	10/8/2012
6007-PLN-PRI-39-62-4220	B-MT-451 8" Gooseneck Vent	Drawing	0	Vendor	GEN-2	Approval	Drawing	10/8/2012

6007-PLN-PRI-39-62-4221	8-MT-451 Exterior Ladder	Drawing	2	Vendor	GEN-2	Approval	Drawing	10/8/2012
6007-PLN-PRI-39-62-4222	8-MT-451 Roof Handrail	Drawing	2	Vendor	GEN-2	Approval	Drawing	10/8/2012
6007-PLN-PRI-39-62-4223	8-MT-451 Grounding Lug & Shell Repad	Drawing	1	Vendor	GEN-2	Approval	Drawing	10/8/2012
6007-CAL-PRI-39-62-4100	A-MT-451 Structural Calculations	Calculation	4	Vendor	GEN-2	Approval	calculation	10/8/2012
6007-CAL-PRI-39-62-4200	8-MT-451 Structural Calculations	Calculation	4	Vendor	GEN-2	Approval	calculation	10/8/2012
6007-PLN-PRI-39-62-5101	A-MT-453 Tank Cover Sheet	Drawing	1	Vendor	GEN-2	Approval	Drawing	10/8/2012
6007-PLN-PRI-39-62-5102	A-MT-453 Contact List/Standard Abbreviations	Drawing	0	Vendor	GEN-2	Approval	Drawing	10/8/2012
6007-PLN-PRI-39-62-5103	A-MT-453 General Welding Information	Drawing	1	Vendor	GEN-2	Approval	Drawing	10/8/2012
6007-PLN-PRI-39-62-5104	A-MT-453 Special Inspections	Drawing	1	Vendor	GEN-2	Approval	Drawing	10/8/2012
6007-PLN-PRI-39-62-5105	A-MT-453 Nozzle Orientations	Drawing	1	Vendor	GEN-2	Approval	Drawing	10/8/2012
6007-PLN-PRI-39-62-5106	A-MT-453 Floor Layout	Drawing	0	Vendor	GEN-2	Approval	Drawing	10/8/2012
6007-PLN-PRI-39-62-5107	A-MT-453 Shell Details	Drawing	1	Vendor	GEN-2	Approval	Drawing	10/8/2012
6007-PLN-PRI-39-62-5108	A-MT-453 Shell Layout	Drawing	1	Vendor	GEN-2	Approval	Drawing	10/8/2012
6007-PLN-PRI-39-62-5109	A-MT-453 Welder Identification	Drawing	0	Vendor	GEN-2	Approval	Drawing	10/8/2012
6007-PLN-PRI-39-62-5110	A-MT-453 Center Support Column	Drawing	1	Vendor	GEN-2	Approval	Drawing	10/8/2012
6007-PLN-PRI-39-62-5111	A-MT-453 Roof Layout	Drawing	1	Vendor	GEN-2	Approval	Drawing	10/8/2012
6007-PLN-PRI-39-62-5112	A-MT-453 Internal Rafter Layout	Drawing	1	Vendor	GEN-2	Approval	Drawing	10/8/2012
6007-PLN-PRI-39-62-5113	A-MT-453 Shell Nozzle Schedule	Drawing	1	Vendor	GEN-2	Approval	Drawing	10/8/2012
6007-PLN-PRI-39-62-5114	A-MT-453 Roof Nozzle Schedule	Drawing	1	Vendor	GEN-2	Approval	Drawing	10/8/2012
6007-PLN-PRI-39-62-5115	A-MT-453 8" Overflow	Drawing	0	Vendor	GEN-2	Approval	Drawing	10/8/2012
6007-PLN-PRI-39-62-5116	A-MT-453 4" Condenser Inlet	Drawing	1	Vendor	GEN-2	Approval	Drawing	10/8/2012
6007-PLN-PRI-39-62-5117	A-MT-453 3" Pump Recycle	Drawing	1	Vendor	GEN-2	Approval	Drawing	10/8/2012
6007-PLN-PRI-39-62-5118	A-MT-453 36" Multi-Bolt Shell Manway	Drawing	1	Vendor	GEN-2	Approval	Drawing	10/8/2012
6007-PLN-PRI-39-62-5119	A-MT-453 Nameplate Detail	Drawing	1	Vendor	GEN-2	Approval	Drawing	10/8/2012
6007-PLN-PRI-39-62-5120	A-MT-453 30" Roof Manway	Drawing	0	Vendor	GEN-2	Approval	Drawing	10/8/2012
6007-PLN-PRI-39-62-5121	A-MT-453 8" Gooseneck Vent	Drawing	0	Vendor	GEN-2	Approval	Drawing	10/8/2012
6007-PLN-PRI-39-62-5122	A-MT-453 Exterior Ladder	Drawing	1	Vendor	GEN-2	Approval	Drawing	10/8/2012
6007-PLN-PRI-39-62-5123	A-MT-453 Roof Handrail	Drawing	1	Vendor	GEN-2	Approval	Drawing	10/8/2012
6007-PLN-PRI-39-62-5124	A-MT-453 Grounding Lug	Drawing	0	Vendor	GEN-2	Approval	Drawing	10/8/2012
6007-PLN-PRI-39-62-5201	8-MT-453 Tank Cover Sheet	Drawing	1	Vendor	GEN-2	Approval	Drawing	10/8/2012
6007-PLN-PRI-39-62-5202	8-MT-453 Contact List/Standard Abbreviations	Drawing	0	Vendor	GEN-2	Approval	Drawing	10/8/2012
6007-PLN-PRI-39-62-5203	8-MT-453 General Welding Information	Drawing	1	Vendor	GEN-2	Approval	Drawing	10/8/2012
6007-PLN-PRI-39-62-5204	8-MT-453 Special Inspections	Drawing	1	Vendor	GEN-2	Approval	Drawing	10/8/2012
6007-PLN-PRI-39-62-5205	8-MT-453 Nozzle Orientations	Drawing	1	Vendor	GEN-2	Approval	Drawing	10/8/2012
6007-PLN-PRI-39-62-5206	8-MT-453 Floor Layout	Drawing	0	Vendor	GEN-2	Approval	Drawing	10/8/2012
6007-PLN-PRI-39-62-5207	8-MT-453 Shell Details	Drawing	1	Vendor	GEN-2	Approval	Drawing	10/8/2012
6007-PLN-PRI-39-62-5208	8-MT-453 Shell Layout	Drawing	1	Vendor	GEN-2	Approval	Drawing	10/8/2012
6007-PLN-PRI-39-62-5209	8-MT-453 Welder Identification	Drawing	0	Vendor	GEN-2	Approval	Drawing	10/8/2012
6007-PLN-PRI-39-62-5210	8-MT-453 Center Support Column	Drawing	1	Vendor	GEN-2	Approval	Drawing	10/8/2012
6007-PLN-PRI-39-62-5211	8-MT-453 Roof Layout	Drawing	1	Vendor	GEN-2	Approval	Drawing	10/8/2012
6007-PLN-PRI-39-62-5212	8-MT-453 Internal Rafter Layout	Drawing	1	Vendor	GEN-2	Approval	Drawing	10/8/2012
6007-PLN-PRI-39-62-5213	8-MT-453 Shell Nozzle Schedule	Drawing	1	Vendor	GEN-2	Approval	Drawing	10/8/2012
6007-PLN-PRI-39-62-5214	8-MT-453 Roof Nozzle Schedule	Drawing	1	Vendor	GEN-2	Approval	Drawing	10/8/2012
6007-PLN-PRI-39-62-5215	8-MT-453 8" Overflow	Drawing	0	Vendor	GEN-2	Approval	Drawing	10/8/2012
6007-PLN-PRI-39-62-5216	8-MT-453 4" Condenser Inlet	Drawing	1	Vendor	GEN-2	Approval	Drawing	10/8/2012
6007-PLN-PRI-39-62-5217	8-MT-453 3" Pump Recycle	Drawing	1	Vendor	GEN-2	Approval	Drawing	10/8/2012
6007-PLN-PRI-39-62-5218	8-MT-453 36" Multi-Bolt Shell Manway	Drawing	1	Vendor	GEN-2	Approval	Drawing	10/8/2012
6007-PLN-PRI-39-62-5219	8-MT-453 Nameplate Detail	Drawing	1	Vendor	GEN-2	Approval	Drawing	10/8/2012
6007-PLN-PRI-39-62-5220	8-MT-453 30" Roof Manway	Drawing	0	Vendor	GEN-2	Approval	Drawing	10/8/2012
6007-PLN-PRI-39-62-5221	8-MT-453 8" Gooseneck Vent	Drawing	0	Vendor	GEN-2	Approval	Drawing	10/8/2012
6007-PLN-PRI-39-62-5222	8-MT-453 Exterior Ladder	Drawing	1	Vendor	GEN-2	Approval	Drawing	10/8/2012
6007-PLN-PRI-39-62-5223	8-MT-453 Roof Handrail	Drawing	1	Vendor	GEN-2	Approval	Drawing	10/8/2012
6007-PLN-PRI-39-62-5224	8-MT-453 Grounding Lug	Drawing	0	Vendor	GEN-2	Approval	Drawing	10/8/2012
6007-CAL-PRI-39-52-5100	A-MT-453 Structural Calculations	Calculation	5	Vendor	GEN-2	Approval	calculation	10/8/2012
6007-CAL-PRI-39-52-5200	8-MT-453 Structural Calculations	Calculation	5	Vendor	GEN-2	Approval	calculation	10/8/2012
6007-PLN-PRI-39-52-4101	A-MT-451 Foundation Cover Sheet	Drawing	2	Vendor	GEN-2	Approval	Drawing	10/8/2012
6007-PLN-PRI-39-52-4105	A-MT-451 Foundation	Drawing	2	Vendor	GEN-2	Approval	Drawing	10/8/2012
6007-PLN-PRI-39-52-4106	A-MT-451 Anchor Chair Detail	Drawing	2	Vendor	GEN-2	Approval	Drawing	10/8/2012
6007-PLN-PRI-39-52-4201	A-MT-451 Foundation Cover Sheet	Drawing	2	Vendor	GEN-2	Approval	Drawing	10/8/2012
6007-PLN-PRI-39-52-4205	A-MT-451 Foundation	Drawing	2	Vendor	GEN-2	Approval	Drawing	10/8/2012
6007-PLN-PRI-39-52-4206	A-MT-451 Anchor Chair Detail	Drawing	2	Vendor	GEN-2	Approval	Drawing	10/8/2012
6007-VAR-PRI-ATP-4101	0187P-D1&2 - MT-451 Foundation Drawing Changes Memo	Drawing	0	Vendor	GEN-2	Approval		10/8/2012
6007-CAL-PRI-39-52-4100	A-MT-451 Structural Calculations	Calculation	4	Vendor	GEN-2	Approval	calculation	10/8/2012
6007-CAL-PRI-39-52-4200	8-MT-451 Structural Calculations	Calculation	4	Vendor	GEN-2	Approval	calculation	10/8/2012
6007-PLN-PRI-39-52-5101	A-MT-453 Foundation Cover Sheet	Drawing	2	Vendor	GEN-2	Approval	Drawing	10/8/2012
6007-PLN-PRI-39-52-5106	A-MT-453 Anchor Chair Detail	Drawing	2	Vendor	GEN-2	Approval	Drawing	10/8/2012
6007-PLN-PRI-39-52-5201	8-MT-453 Foundation Cover Sheet	Drawing	2	Vendor	GEN-2	Approval	Drawing	10/8/2012
6007-PLN-PRI-39-52-5206	8-MT-453 Anchor Chair Detail	Drawing	2	Vendor	GEN-2	Approval	Drawing	10/8/2012
6007-VAR-PRI-ATP-5101	0187P-E1&2 - MT-453 Foundation Drawing Changes Memo	Drawing	0	Vendor	GEN-2	Approval		10/8/2012
6007-CAL-PRI-39-52-5100	A-MT-453 Structural Calculations	Calculation	5	Vendor	GEN-2	Approval	calculation	10/8/2012
6007-CAL-PRI-39-52-5200	8-MT-453 Structural Calculations	Calculation	5	Vendor	GEN-2	Approval	calculation	10/8/2012
Fire Protection System	Fire Protection System Proposal	Drawing	6	Vendor	GEN-2	Approval		10/8/2012
Fire Protection System	Fire Protection System Proposal	Drawing		Vendor	GEN-2	Approval		10/8/2012
6007-PLN-PRI-39-62-1101	A-MT-402 Tank Cover Sheet	Drawing	7	Vendor	GEN-2	Approval	Drawing	10/8/2012
6007-PLN-PRI-39-62-1124	A-MT-402 30" Roof Manway	Drawing	7	Vendor	GEN-2	Approval	Drawing	10/8/2012
6007-PLN-PRI-39-62-1126	A-MT-402 Exterior Ladder	Drawing	7	Vendor	GEN-2	Approval	Drawing	10/8/2012
6007-PLN-PRI-39-62-1127	A-MT-402 Roof Handrail	Drawing	7	Vendor	GEN-2	Approval	Drawing	10/8/2012
6007-PLN-PRI-39-62-1201	8-MT-402 Tank Cover Sheet	Drawing	7	Vendor	GEN-2	Approval	Drawing	10/8/2012
6007-PLN-PRI-39-62-1224	8-MT-402 30" Roof Manway	Drawing	7	Vendor	GEN-2	Approval	Drawing	10/8/2012
6007-PLN-PRI-39-62-1226	8-MT-402 Exterior Ladder	Drawing	7	Vendor	GEN-2	Approval	Drawing	10/8/2012
6007-PLN-PRI-39-62-1227	8-MT-402 Roof Handrail	Drawing	7	Vendor	GEN-2	Approval	Drawing	10/8/2012
6007-VAR-PRI-ATP-1007	0187P-A1&2-MT-402 Tank Drawing Changes Memo	Drawing	0	Vendor	GEN-2	Approval		10/8/2012
07-10078	Industrial Fiberglass Joint Detail No. 78	Drawing	A	Vendor	GEN-2	Approval		10/8/2012
6007-PLN-PRI-58-62-6120	6007-PLN-PRI-58-62-6120	Drawing	4	Vendor	GEN-2	Approval	Drawing	10/11/2012
6007-PLN-PRI-58-62-6220	6007-PLN-PRI-58-62-6220	Drawing	4	Vendor	GEN-2	Approval	Drawing	10/11/2012
6007-PLN-PRI-58-62-6320	6007-PLN-PRI-58-62-6320	Drawing	4	Vendor	GEN-2	Approval	Drawing	10/11/2012
6007-PLN-PRI-58-62-6420	6007-PLN-PRI-58-62-6420	Drawing	4	Vendor	GEN-2	Approval	Drawing	10/11/2012
6007-ESP-ATP-15-81-5103	6007-ESP-ATP-15-81-5103	Spec	1	Vendor	GEN-2	Approval	Spec	9/14/2012
6007-MEM-ATP-15-81-5103	6007-MEM-ATP-15-81-5103	Drawing	0	Vendor	GEN-2	Approval		9/19/2012
6007-PLN-PRI-58-62-6201	Alpha Plant HTF Overflow Tank A-MT-204B Cover Sheet	Drawing	4	Vendor	GEN-2	Approval	Drawing	10/4/2012
6007-PLN-PRI-58-62-6301	Beta Plant HTF Overflow Tank A-MT-204A Cover Sheet	Drawing	4	Vendor	GEN-2	Approval	Drawing	10/4/2012
6007-PLN-PRI-58-62-6401	Beta Plant HTF Overflow Tank A-MT-204 Cover Sheet	Drawing	4	Vendor	GEN-2	Approval	Drawing	10/4/2012
6007-PLN-PRI-58-62-6101	Alpha Plant HTF Overflow Tank A-MT-204A Cover Sheet	Drawing	4	Vendor	GEN-2	Approval	Drawing	10/4/2012
6007-PLN-PRI-39-62-1101	A-MT-402 Tank Cover Sheet	Drawing	7	Vendor	GEN-2	Approval	Drawing	10/22/2012
6007-PLN-PRI-39-62-1124	A-MT-402 30" Roof Manway	Drawing	7	Vendor	GEN-2	Approval	Drawing	10/22/2012
6007-PLN-PRI-39-62-1126	A-MT-402 Exterior Ladder	Drawing	7	Vendor	GEN-2	Approval	Drawing	10/22/2012
6007-PLN-PRI-39-62-1127	A-MT-402 Roof Handrail	Drawing	7	Vendor	GEN-2	Approval	Drawing	10/22/2012
6007-PLN-PRI-39-62-1201	8-MT-402 Tank Cover Sheet	Drawing	7	Vendor	GEN-2	Approval	Drawing	10/22/2012
6007-PLN-PRI-39-62-1224	8-MT-402 30" Roof Manway	Drawing	7	Vendor	GEN-2	Approval	Drawing	10/22/2012
6007-PLN-PRI-39-62-1226	8-MT-402 Exterior Ladder	Drawing	7	Vendor	GEN-2	Approval	Drawing	10/22/2012
6007-PLN-PRI-39-62-1227	8-MT-402 Roof Handrail	Drawing	7	Vendor	GEN-2	Approval	Drawing	10/22/2012
6007-VAR-PRI-ATP-1007	0187P-A1&2-MT-402 Tank Drawing Changes Memo	Drawing	0	Vendor	GEN-2	Approval		10/22/2012
07-10078	Industrial Fiberglass Joint Detail No. 78	Drawing	A	Vendor	GEN-2	Approval		11/5/2012
ESN001	Engineering Substitution Notice: Diagonal Anchor Strap Assemblies	Drawing	0	Vendor	GEN-2	Approval		11/29/2012
06-1399	Miscellaneous Plate Fabrication	Drawing	0	Vendor	GEN-2	Approval		11/29/2012
06-25753	3/8" Anchor Plate Fabrication Counterflow Cooling Towers	Drawing	0	Vendor	GEN-2	Approval		11/29/2012
06-25754	3/8" Anchor Plate Fabrication Counterflow Cooling Towers	Drawing	0	Vendor	GEN-2	Approval		11/29/2012
06-25755	Anchor Plate Assembly Counterflow Cooling Towers	Drawing	0	Vendor	GEN-2	Approval		11/29/2012
ESN002	Engineering Substitution Notice: Column Anchor Clip	Drawing	0	Vendor	GEN-2	Approval		11/29/2012
2012-28716	10 Ga. Anchor Clip Fabrication Fiberglass Counterflow Cooling Tower	Drawing	0	Vendor	GEN-2	Approval		11/29/2012
0187 C1&C2 - MT-444	MT-444 Tank Drawing Change Memo	Drawing	0	Vendor	GEN-2	Approval		11/30/2012
6007-PLN-PRI-39-62-3101	A-MT-444 Tank Cover Sheet	Drawing	4	Vendor	GEN-2	Approval	Drawing	11/30/2012
6007-PLN-PRI-39-62-3106	A-MT-444 Annular Layout	Drawing	4	Vendor	GEN-2	Approval	Drawing	11/30/2012
6007-PLN-PRI-39-62-3108	A-MT-444 Shell Details	Drawing	4	Vendor	GEN-2	Approval	Drawing	11/30/2012
6007-PLN-PRI-39-62-3109	A-MT-444 Shell Layout	Drawing	4	Vendor	GEN-2	Approval	Drawing	11/30/2012
6007-PLN-PRI-39-62-3110	A-MT-444 Welder Identification	Drawing	4	Vendor	GEN-2	Approval	Drawing	11/30/2012
6007-PLN-PRI-39-62-3111	A-MT-444 Center Support Column	Drawing	4	Vendor	GEN-2	Approval	Drawing	11/30/2012
6007-PLN-PRI-39-62-3116	A-MT-444 24" Overflow	Drawing	4	Vendor	GEN-2	Approval	Drawing	11/30/2012
6007-PLN-PRI-39-62-3117	A-MT-444 8" Pump Recycle	Drawing	4	Vendor	GEN-2	Approval	Drawing	11/30/2012
6007-PLN-PRI-39-62-3118	A-MT-444 36" Multi-Bolt Shell Manway	Drawing	4	Vendor	GEN-2	Approval	Drawing	11/30/2012
6007-PLN-PRI-39-62-3119	A-MT-444 Nameplate Detail	Drawing	4	Vendor	GEN-2	Approval	Drawing	11/30/2012
6007-PLN-PRI-39-62-3120	A-MT-444 30" Roof Manway	Drawing	4	Vendor	GEN-2	Approval	Drawing	11/30/2012
6007-PLN-PRI-39-62-3121	A-MT-444 20" Gooseneck Vent	Drawing	4	Vendor	GEN-2	Approval	Drawing	11/30/2012
6007-PLN-PRI-39-62-3122	A-MT-444 Exterior Ladder	Drawing	4	Vendor	GEN-2	Approval	Drawing	11/30/2012
6007-PLN-PRI-39-62-3123	A-MT-444 Roof Handrail	Drawing	4	Vendor	GEN-2	Approval	Drawing	11/30/2012
6007-PLN-PRI-39-62-3201	8-MT-444 Tank Cover Sheet	Drawing	4	Vendor	GEN-2	Approval	Drawing	11/30/2012
6007-PLN-PRI-39-62-3206	8-MT-444 Annular Layout	Drawing	4	Vendor	GEN-2	Approval	Drawing	11/30/2012
6007-PLN-PRI-39-62-3208	8-MT-444 Shell Details	Drawing	4	Vendor	GEN-2	Approval	Drawing	11/30/2012
6007-PLN-PRI-39-62-3209	8-MT-444 Shell Layout	Drawing	4	Vendor	GEN-2	Approval	Drawing	11/30/2012
6007-PLN-PRI-39-62-3210	8-MT-444 Welder Identification	Drawing	4	Vendor	GEN-2	Approval	Drawing	11/30/2012
6007-PLN-PRI-39-62-3211	8-MT-444 Center Support Column	Drawing	4	Vendor	GEN-2	Approval	Drawing	11/30/2012
6007-PLN-PRI-39-62-3216	8-MT-444 24" Overflow	Drawing	4	Vendor	GEN-2	Approval	Drawing	11/30/2012
6007-PLN-PRI-39-62-3217	8-MT-444 8" Pump Recycle	Drawing	4	Vendor	GEN-2	Approval	Drawing	11/30/2012
6007-PLN-PRI-39-62-3218	8-MT-444 36" Multi-Bolt Shell Manway	Drawing	4	Vendor	GEN-2	Approval	Drawing	11/30/2012
6007-PLN-PRI-39-62-3219	8-MT-444 Nameplate Detail	Drawing	4	Vendor	GEN-2	Approval	Drawing	11/30/2012
6007-PLN-PRI-39-62-3220	8-MT-444 30" Roof Manway	Drawing	4	Vendor	GEN-2	Approval	Drawing	11/30/2012
6007-PLN-PRI-39-62-3221	8-MT-444 20" Gooseneck Vent	Drawing	4	Vendor	GEN-2	Approval	Drawing	11/30/2012
6007-PLN-PRI-39-62-3222	8-MT-444 Exterior Ladder	Drawing	4	Vendor	GEN-2	Approval	Drawing	11/30/2012
6007-PLN-PRI-39-62-3223	8-MT-444 Roof Handrail	Drawing	4	Vendor	GEN-2	Approval	Drawing	11/30/2012
6007-PLN-SFP-15-84-D100	Fire Protection Underground Details	Drawing	3	Vendor	GEN-2	Approval	Drawing	12/5/2012
6007-PLN-SFP-15-84-D100	Alpha Site Fire Protection Underground Plan	Drawing	3	Vendor	GEN-2	Approval	Drawing	12/5/2012
6007-PLN-PRI-39-62-1109	A-MT-402 Shell Layout	Drawing	6	Vendor	GEN-2	Approval	Drawing	9/7/2012
6007-PLN-PRI-39-62-1209	8-MT-402 Shell Layout	Drawing	6	Vendor	GEN-2	Approval	Drawing	9/7/2012
6007-PLN-PRI-39-62-1101	A-MT-402 Tank Cover Sheet	Drawing	8	Vendor	GEN-2	Approval	Drawing	11/8/2012
6007-PLN-PRI-39-62-1201	8-MT-402 Tank Cover Sheet	Drawing	8	Vendor	GEN-2	Approval	Drawing	11/8/2012
6007-PLN-PRI-39-62-1108	A-MT-402 Shell Details	Drawing	8	Vendor	GEN-2	Approval	Drawing	11/8/2012
6007-PLN-PRI-39-62-1208	8-MT-402 Shell Details	Drawing	8	Vendor	GEN-2	Approval	Drawing	11/8/2012
0187P-A1&A2	Tank Drawing Changes Memo	Drawing	0	Vendor	GEN-2	Approval		11/8/2012
6007-PLN-PRI-39-62-1108A	A-MT-402 Insert Plate Details	Drawing	9	Vendor	GEN-2	Approval	Drawing	12/17/2012
6007-PLN-PRI-39-62-1208A	8-MT-402 Insert Plate Details	Drawing	9	Vendor	GEN-2	Approval	Drawing	12/17/2012
6007-PLN-PRI-39-62-1101	A-MT-402 Cover Sheet	Drawing	9	Vendor	GEN-2	Approval	Drawing	12/17/2012
6007-PLN-PRI-39-62-1201	8-MT-402 Cover Sheet	Drawing	9	Vendor	GEN-2	Approval	Drawing	12/17/2012
6007-VAR-PRI-ATM-1009	MT-402 Rev 9 Tank Change Memo	Drawing	0	Vendor	GEN-2	Approval		12/17/2012
6007-PLN-SFP-15-84-D100	Fire Protection Underground Details	Drawing	4	Vendor	GEN-2	Approval	Drawing	1/4/2013
6007-PLN-SFP-15-84-U01A	Alpha Site Fire Protection Underground Plan	Drawing	4	Vendor	GEN-2	Approval	Drawing	1/4/2013
N/A	Response Letter to BV	Drawing	N/A	Vendor	GEN-2	Approval		1/7/2013
0187-B1&B2	MT-424 Foundation Drawing Changes Memo	Drawing	0	Vendor	GEN-2	Approval		12/17/2012
6007-CAL-PRI-39-52-2100	A-MT-424 Structural Calculations	Calculation	4	Vendor	GEN-2	Approval	calculation	12/17/2012

6007-CAL-PRI-39-52-2200	8-MT-424 Structural Calculations	Calculation	4	Vendor	GEN-2	Approval	calculation	12/17/2012
6007-PLN-PRI-39-52-2101	A-MT-424 Foundation Cover Sheet	Drawing	2	Vendor	GEN-2	Approval	Drawing	12/17/2012
6007-PLN-PRI-39-52-2106	A-MT-424 Anchor Chair Detail	Drawing	2	Vendor	GEN-2	Approval	Drawing	12/17/2012
6007-PLN-PRI-39-52-2201	8-MT-424 Foundation Cover Sheet	Drawing	3	Vendor	GEN-2	Approval	Drawing	12/17/2012
6007-PLN-PRI-39-52-2206	8-MT-424 Anchor Chair Detail	Drawing	3	Vendor	GEN-2	Approval	Drawing	12/17/2012
0187P-C1&C2	MT-444 Foundation Drawing Changes Memo	Drawing	0	Vendor	GEN-2	Approval		12/17/2012
6007-CAL-PRI-39-52-3100	A-MT-444 Structural Calculations	Calculation	4	Vendor	GEN-2	Approval	calculation	12/17/2012
6007-CAL-PRI-39-52-3200	8-MT-444 Structural Calculation	Calculation	4	Vendor	GEN-2	Approval	calculation	12/17/2012
6007-PLN-PRI-39-52-3101	A-MT-444 Foundation Cover Sheet	Drawing	3	Vendor	GEN-2	Approval	Drawing	12/17/2012
6007-PLN-PRI-39-52-3106	A-MT-444 Anchor Chair Detail	Drawing	3	Vendor	GEN-2	Approval	Drawing	12/17/2012
6007-PLN-PRI-39-52-3201	8-MT-444 Foundation Cover Sheet	Drawing	3	Vendor	GEN-2	Approval	Drawing	12/17/2012
6007-PLN-PRI-39-52-3206	8-MT-444 Anchor Chair Detail	Drawing	3	Vendor	GEN-2	Approval	Drawing	12/17/2012
0187P-F1-4	HTF Overflow Tanks	Drawing		Vendor	GEN-2	Approval		1/18/2013
6007-PLN-PRI-58-62-6101	Alpha Plant Htf Overflow Tank B-MT-204A Cover Sheet	Drawing	7	Vendor	GEN-2	Approval	Drawing	12/18/2013
6007-PLN-PRI-58-62-6107	Alpha Plant Htf Overflow Tank B-MT-204A Shell Details	Drawing	5	Vendor	GEN-2	Approval	Drawing	12/23/2012
6007-PLN-PRI-58-62-6117	Alpha Plant HTF Overflow Tank B-MT-204B Insulation Support Exterior Ladder	Drawing	5	Vendor	GEN-2	Approval	Drawing	12/23/2012
6007-PLN-PRI-58-62-6118	Alpha Plant Htf Overflow Tank B-MT-204A Roof Handrail	Drawing	6	Vendor	GEN-2	Approval	Drawing	11/8/2012
6007-PLN-PRI-58-62-6120	Alpha Plant Htf Overflow Tank B-MT-204A Insulation Support	Drawing	7	Vendor	GEN-2	Approval	Drawing	12/18/2012
6007-PLN-PRI-58-62-6201	Alpha Plant HTF Overflow Tank B-MT-204B Insulation Support Cover Sheet	Drawing	7	Vendor	GEN-2	Approval	Drawing	12/18/2012
6007-PLN-PRI-58-62-6207	Alpha Plant HTF Overflow Tank B-MT-204B Insulation Support Shell Details	Drawing	5	Vendor	GEN-2	Approval	Drawing	12/23/2012
6007-PLN-PRI-58-62-6217	Alpha Plant HTF Overflow Tank B-MT-204B Insulation Support Exterior Ladder	Drawing	5	Vendor	GEN-2	Approval	Drawing	12/23/2012
6007-PLN-PRI-58-62-6218	Alpha Plant HTF Overflow Tank B-MT-204B Insulation Support Roof Handrail	Drawing	6	Vendor	GEN-2	Approval	Drawing	11/8/2012
6007-PLN-PRI-58-62-6220	Beta Plant Htf Overflow Tank B-MT-204A Insulation Support	Drawing	7	Vendor	GEN-2	Approval	Drawing	12/18/2013
6007-PLN-PRI-58-62-6301	Beta Plant Htf Overflow Tank B-MT-204A Cover Sheet	Drawing	7	Vendor	GEN-2	Approval	Drawing	12/18/2013
6007-PLN-PRI-58-62-6307	Beta Plant Htf Overflow Tank B-MT-204A Shell Details	Drawing	5	Vendor	GEN-2	Approval	Drawing	12/23/2012
6007-PLN-PRI-58-62-6317	Beta Plant Htf Overflow Tank B-MT-204A Exterior Ladder	Drawing	5	Vendor	GEN-2	Approval	Drawing	12/23/2012
6007-PLN-PRI-58-62-6318	Beta Plant Htf Overflow Tank B-MT-204A Roof Handrail	Drawing	6	Vendor	GEN-2	Approval	Drawing	11/8/2012
6007-PLN-PRI-58-62-6320	Beta Plant Htf Overflow Tank B-MT-204A Insulation Support	Drawing	7	Vendor	GEN-2	Approval	Drawing	12/18/2013
6007-PLN-PRI-58-62-6401	Beta Plant HTF Overflow Tank B-MT-204B Insulation Support Cover Sheet	Drawing	7	Vendor	GEN-2	Approval	Drawing	12/18/2013
6007-PLN-PRI-58-62-6407	Beta Plant HTF Overflow Tank B-MT-204B Insulation Support Shell Details	Drawing	5	Vendor	GEN-2	Approval	Drawing	12/23/2012
6007-PLN-PRI-58-62-6417	Beta Plant HTF Overflow Tank B-MT-204B Insulation Support Exterior Ladder	Drawing	5	Vendor	GEN-2	Approval	Drawing	12/23/2012
6007-PLN-PRI-58-62-6418	Beta Plant HTF Overflow Tank B-MT-204B Insulation Support Roof Handrail	Drawing	6	Vendor	GEN-2	Approval	Drawing	11/8/2012
6007-PLN-PRI-58-62-6420	Beta Plant HTF Overflow Tank B-MT-204B Insulation Support	Drawing	7	Vendor	GEN-2	Approval	Drawing	12/18/2013
0187P-F1-4	HTF Overflow Tanks	Drawing	7	Vendor	GEN-2	Approval		1/18/2013
6007-PLN-PRI-58-62-6101	Alpha Plant Htf Overflow Tank B-MT-204A Cover Sheet	Drawing	5	Vendor	GEN-2	Approval	Drawing	1/18/2013
6007-PLN-PRI-58-62-6107	Alpha Plant Htf Overflow Tank B-MT-204A Shell Details	Drawing	5	Vendor	GEN-2	Approval	Drawing	1/18/2013
6007-PLN-PRI-58-62-6117	Alpha Plant HTF Overflow Tank B-MT-204B Insulation Support Exterior Ladder	Drawing	6	Vendor	GEN-2	Approval	Drawing	1/18/2013
6007-PLN-PRI-58-62-6118	Alpha Plant Htf Overflow Tank B-MT-204A Roof Handrail	Drawing	7	Vendor	GEN-2	Approval	Drawing	1/18/2013
6007-PLN-PRI-58-62-6120	Alpha Plant Htf Overflow Tank B-MT-204A Insulation Support	Drawing	7	Vendor	GEN-2	Approval	Drawing	1/18/2013
6007-PLN-PRI-58-62-6201	Alpha Plant HTF Overflow Tank B-MT-204B Insulation Support Cover Sheet	Drawing	5	Vendor	GEN-2	Approval	Drawing	1/18/2013
6007-PLN-PRI-58-62-6207	Alpha Plant HTF Overflow Tank B-MT-204B Insulation Support Shell Details	Drawing	5	Vendor	GEN-2	Approval	Drawing	1/18/2013
6007-PLN-PRI-58-62-6217	Alpha Plant HTF Overflow Tank B-MT-204B Insulation Support Exterior Ladder	Drawing	6	Vendor	GEN-2	Approval	Drawing	1/18/2013
6007-PLN-PRI-58-62-6218	Alpha Plant HTF Overflow Tank B-MT-204B Insulation Support Roof Handrail	Drawing	7	Vendor	GEN-2	Approval	Drawing	1/18/2013
6007-PLN-PRI-58-62-6220	Beta Plant Htf Overflow Tank B-MT-204A Insulation Support	Drawing	7	Vendor	GEN-2	Approval	Drawing	1/18/2013
6007-PLN-PRI-58-62-6301	Beta Plant Htf Overflow Tank B-MT-204A Cover Sheet	Drawing	5	Vendor	GEN-2	Approval	Drawing	1/18/2013
6007-PLN-PRI-58-62-6307	Beta Plant Htf Overflow Tank B-MT-204A Shell Details	Drawing	5	Vendor	GEN-2	Approval	Drawing	1/18/2013
6007-PLN-PRI-58-62-6317	Beta Plant Htf Overflow Tank B-MT-204A Exterior Ladder	Drawing	6	Vendor	GEN-2	Approval	Drawing	1/18/2013
6007-PLN-PRI-58-62-6318	Beta Plant Htf Overflow Tank B-MT-204A Roof Handrail	Drawing	7	Vendor	GEN-2	Approval	Drawing	1/18/2013
6007-PLN-PRI-58-62-6320	Beta Plant Htf Overflow Tank B-MT-204A Insulation Support	Drawing	7	Vendor	GEN-2	Approval	Drawing	1/18/2013
6007-PLN-PRI-58-62-6401	Beta Plant HTF Overflow Tank B-MT-204B Insulation Support Cover Sheet	Drawing	5	Vendor	GEN-2	Approval	Drawing	1/18/2013
6007-PLN-PRI-58-62-6407	Beta Plant HTF Overflow Tank B-MT-204B Insulation Support Shell Details	Drawing	5	Vendor	GEN-2	Approval	Drawing	1/18/2013
6007-PLN-PRI-58-62-6417	Beta Plant HTF Overflow Tank B-MT-204B Insulation Support Exterior Ladder	Drawing	6	Vendor	GEN-2	Approval	Drawing	1/18/2013
6007-PLN-PRI-58-62-6418	Beta Plant HTF Overflow Tank B-MT-204B Insulation Support Roof Handrail	Drawing	7	Vendor	GEN-2	Approval	Drawing	1/18/2013
6007-PLN-PRI-58-62-6420	Beta Plant HTF Overflow Tank B-MT-204B Insulation Support	Drawing	7	Vendor	GEN-2	Approval	Drawing	1/18/2013
6007-PLN-FWE-21-54-0401	TYPICAL PIPE HANDRAIL, STAIRWAY AND GRATING DETAILS	Drawing	0	Vendor	GEN-2	Approval	Drawing	2/8/2013
6007-PLN-FWE-21-54-0402	TYPICAL PIPE HANDRAIL, STAIRWAY AND GRATING DETAILS	Drawing	0	Vendor	GEN-2	Approval	Drawing	2/8/2013
6007-PLN-FWE-21-54-0403	TYPICAL DETAILS	Drawing	0	Vendor	GEN-2	Approval	Drawing	2/8/2013
6007-PLN-FWE-21-52-0001	EQUIPMENTS - BASE LOADS	Drawing	H	Vendor	GEN-2	Approval	Drawing	2/8/2013
6007-PLN-FWE-21-52-0002	Structural Base Loads	Drawing	2	Vendor	GEN-2	Approval	Drawing	2/8/2013
6007-PLN-FWE-21-52-0003	Base Loads Table. Main & Auxiliary Platforms	Drawing	1	Vendor	GEN-2	Approval	Drawing	2/8/2013
6007-PLN-FWE-21-52-0004	Base Loads Table. Piping Supports	Drawing	1	Vendor	GEN-2	Approval	Drawing	2/8/2013
6007-PLN-FWE-21-52-0101	PIPE SUPPORTS BASE LOADS	Drawing	E	Vendor	GEN-2	Approval	Drawing	2/8/2013
6007-PLN-FWE-21-52-0102	PIPE SUPPORTS DETAILS BASE. PLATES AND ANCHOR RODS	Drawing	2	Vendor	GEN-2	Approval	Drawing	2/8/2013
6007-PLN-FWE-21-52-0201	Equipments Base Loads Details	Drawing	3	Vendor	GEN-2	Approval	Drawing	2/8/2013
6007-PLN-FWE-21-52-0202	Structural Base Loads Details	Drawing	3	Vendor	GEN-2	Approval	Drawing	2/8/2013
6007-PLN-FWE-21-52-0211	Equipment Base Plate Details	Drawing	1	Vendor	GEN-2	Approval	Drawing	2/8/2013
6007-PLN-FWE-21-54-0301	Main Structure	Drawing	2	Vendor	GEN-2	Approval	Drawing	2/8/2013
6007-PLN-FWE-21-54-0302	Main Structure. Bents 1 to 7	Drawing	1	Vendor	GEN-2	Approval	Drawing	2/8/2013
6007-PLN-FWE-21-54-0303	Main Structure. Bents A/M &B/N	Drawing	1	Vendor	GEN-2	Approval	Drawing	2/8/2013
6007-PLN-FWE-21-54-0304	Main Structure. Plan View	Drawing	1	Vendor	GEN-2	Approval	Drawing	2/8/2013
6007-PLN-FWE-21-54-0305	Auxiliary Structure. Platforms	Drawing	2	Vendor	GEN-2	Approval	Drawing	2/8/2013
6007-PLN-FWE-21-54-0306	MAIN STRUCTURE - P. V. - LEVELS +17' 11 3/4" +39' 6 3/4" & +50' 7 3/4"	Drawing	2	Vendor	GEN-2	Approval	Drawing	2/8/2013
6007-PLN-FWE-21-54-0307	MAIN STRUCTURE - PLANT VIEW - GRATING LEVELS	Drawing	2	Vendor	GEN-2	Approval	Drawing	2/8/2013
6007-PLN-FWE-21-54-0311	Auxiliary Structure. Piping Supports -I-	Drawing	1	Vendor	GEN-2	Approval	Drawing	2/8/2013
6007-PLN-FWE-21-54-0312	AUXILIARY STRUCTURE PIPPING SUPPORTS-2-	Drawing	1	Vendor	GEN-2	Approval	Drawing	2/8/2013
6007-PLN-FWE-21-54-0321	DRUM SADDLE FOR ERECTION - GENERAL ARRANGEMENT & SECTIONS	Drawing	1	Vendor	GEN-2	Approval	Drawing	2/8/2013
6007-PLN-FWE-21-54-0351	MAIN STRUCTURE - DETAILS SERIAL A & B	Drawing	1	Vendor	GEN-2	Approval	Drawing	2/8/2013
6007-PLN-FWE-21-54-0352	MAIN STRUCTURE - DETAILS SERIAL C - D & E	Drawing	1	Vendor	GEN-2	Approval	Drawing	2/8/2013
6007-CAL-FWE-21-61-0005	Feedwater and Steam Piping Stress Analysis Report	Calculation	C	Vendor	GEN-2	Approval	calculation	2/8/2013
6007-CAL-FWE-21-61-0006	HTF Oil Piping Stress Analysis Report	Calculation	C	Vendor	GEN-2	Approval	calculation	2/8/2013
6007-PLN-FWE-21-65-6001	PIPING GENERAL ARRANGEMENT AND TERMINAL POINTS	Drawing	G	Vendor	GEN-2	Approval	Drawing	2/8/2013
0187P-F1-4	Foundation Drawing	Drawing		Vendor	GEN-2	Approval		2/12/2013
6007-PLN-PRI-58-52-6101	A-MT-204A Overflow Tanks Cover Sheet Alpha	Drawing	4	Vendor	GEN-2	Approval	Drawing	2/12/2013
6007-PLN-PRI-58-52-6105A	A-MT-204A Overflow Tanks Foundation Modifications Alpha	Drawing	4	Vendor	GEN-2	Approval	Drawing	2/12/2013
6007-PLN-PRI-58-52-6201	A-MT-204B Overflow Tanks Cover Sheet Alpha	Drawing	4	Vendor	GEN-2	Approval	Drawing	2/12/2013
6007-PLN-PRI-58-52-6205A	A-MT-204B Overflow Tanks Foundation Modifications Alpha	Drawing	4	Vendor	GEN-2	Approval	Drawing	2/12/2013
6007-PLN-PRI-58-52-6301	8-MT-204A Overflow Tanks Cover Sheet Beta	Drawing	4	Vendor	GEN-2	Approval	Drawing	2/12/2013
6007-PLN-PRI-58-52-6305A	8-MT-204B Overflow Tanks Foundation Modifications Beta	Drawing	4	Vendor	GEN-2	Approval	Drawing	2/12/2013
6007-PLN-PRI-58-52-6401	8-MT-204B Overflow Tanks Cover Sheet Beta	Drawing	4	Vendor	GEN-2	Approval	Drawing	2/12/2013
6007-PLN-PRI-58-52-6405A	8-MT-204B Overflow Tanks Foundation Modifications Beta	Drawing	4	Vendor	GEN-2	Approval	Drawing	2/12/2013
6007-PLN-SFP-15-84-U01B	Beta Site Fire Protection Underground Plan	Drawing	4	Vendor	GEN-2	Approval	Drawing	2/25/2013
6007-PLN-SFP-15-84-D001	Alpha & Beta Site Fire Protection Underground Details	Drawing	5	Vendor	GEN-2	Approval	Drawing	2/25/2013
6007-PLN-FWE-21-54-0401	TYPICAL PIPE HANDRAIL, STAIRWAY AND GRATING DETAILS	Drawing	0	Vendor	GEN-2	Approval	Drawing	3/6/2013
6007-PLN-FWE-21-54-0402	TYPICAL PIPE HANDRAIL, STAIRWAY AND GRATING DETAILS	Drawing	0	Vendor	GEN-2	Approval	Drawing	3/6/2013
6007-PLN-FWE-21-54-0403	TYPICAL DETAILS	Drawing	0	Vendor	GEN-2	Approval	Drawing	3/6/2013
6007-PLN-FWE-21-52-0002	Structural Base Loads	Drawing	2	Vendor	GEN-2	Approval	Drawing	3/6/2013
6007-PLN-FWE-21-52-0003	Base Loads Table. Main & Auxiliary Platforms	Drawing	1	Vendor	GEN-2	Approval	Drawing	3/6/2013
6007-PLN-FWE-21-52-0004	Base Loads Table. Piping Supports	Drawing	1	Vendor	GEN-2	Approval	Drawing	3/6/2013
6007-PLN-FWE-21-52-0102	PIPE SUPPORTS DETAILS BASE. PLATES AND ANCHOR RODS	Drawing	2	Vendor	GEN-2	Approval	Drawing	3/6/2013
6007-PLN-FWE-21-52-0201	Equipments Base Loads Details	Drawing	3	Vendor	GEN-2	Approval	Drawing	3/6/2013
6007-PLN-FWE-21-52-0202	Structural Base Loads Details	Drawing	3	Vendor	GEN-2	Approval	Drawing	3/6/2013
6007-PLN-FWE-21-52-0211	Equipment Base Plate Details	Drawing	1	Vendor	GEN-2	Approval	Drawing	3/6/2013
6007-PLN-FWE-21-54-0301	Main Structure	Drawing	2	Vendor	GEN-2	Approval	Drawing	3/6/2013
6007-PLN-FWE-21-54-0302	Main Structure. Bents 1 to 7	Drawing	1	Vendor	GEN-2	Approval	Drawing	3/6/2013
6007-PLN-FWE-21-54-0303	Main Structure. Bents A/M &B/N	Drawing	1	Vendor	GEN-2	Approval	Drawing	3/6/2013
6007-PLN-FWE-21-54-0304	Main Structure. Plan View	Drawing	1	Vendor	GEN-2	Approval	Drawing	3/6/2013
6007-PLN-FWE-21-54-0305	Auxiliary Structure. Platforms	Drawing	2	Vendor	GEN-2	Approval	Drawing	3/6/2013
6007-PLN-FWE-21-54-0306	MAIN STRUCTURE - P. V. - LEVELS +17' 11 3/4" +39' 6 3/4" & +50' 7 3/4"	Drawing	2	Vendor	GEN-2	Approval	Drawing	3/6/2013
6007-PLN-FWE-21-54-0307	MAIN STRUCTURE - PLANT VIEW - GRATING LEVELS	Drawing	2	Vendor	GEN-2	Approval	Drawing	3/6/2013
6007-PLN-FWE-21-54-0311	Auxiliary Structure. Piping Supports -I-	Drawing	1	Vendor	GEN-2	Approval	Drawing	3/6/2013
6007-PLN-FWE-21-54-0312	AUXILIARY STRUCTURE PIPPING SUPPORTS-2-	Drawing	1	Vendor	GEN-2	Approval	Drawing	3/6/2013
6007-PLN-FWE-21-54-0321	DRUM SADDLE FOR ERECTION - GENERAL ARRANGEMENT & SECTIONS	Drawing	1	Vendor	GEN-2	Approval	Drawing	3/6/2013
6007-PLN-FWE-21-54-0351	MAIN STRUCTURE - DETAILS SERIAL A & B	Drawing	1	Vendor	GEN-2	Approval	Drawing	3/6/2013
6007-PLN-FWE-21-54-0352	MAIN STRUCTURE - DETAILS SERIAL C - D & E	Drawing	1	Vendor	GEN-2	Approval	Drawing	3/6/2013
2804-CAL-12-2-15-02	FWE Evaporator Rods Technical Note	Calculation	0	Vendor	GEN-2	Approval	calculation	3/6/2013
6007-CAL-FWE-21-52-0001	Equipmement base plates, guides & anchor bolts Aci calculation	Calculation	C	Vendor	GEN-2	Approval	calculation	3/6/2013
6007-PLN-SFP-15-84-D001	Alpha and Beta Site Fire Protection Underground Details	Drawing	5	Vendor	GEN-2	Approval	Drawing	3/12/2013
6007-PLN-SFP-15-84-U01B	Beta Site Fire Protection Underground Plan	Drawing	4	Vendor	GEN-2	Approval	Drawing	3/12/2013
6007-PLN-PRI-39-62-3102	A-MT-444 Annular Layout	Drawing	0	Vendor	GEN-2	Approval	Drawing	3/12/2013
6007-PLN-SCT-14-62-0117	FPS Drawing for Alpha Tower (1914FP-100)	Drawing	0	Vendor	GEN-2	Approval	Drawing	3/21/2013
6007-PLN-SCT-14-62-0211	FPS Drawing for Beta Tower (1914FP-101)	Drawing	0	Vendor	GEN-2	Approval	Drawing	3/21/2013
6007-CAL-SCT-14-62-0007	FPS Calculations for Alpha Tower (1914FP-100A)	Calculation	0	Vendor	GEN-2	Approval	calculation	3/21/2013
6007-CAL-SCT-14-62-0008	FPS Calculations for Beta Tower (1914FP-100B)	Calculation	0	Vendor	GEN-2	Approval	calculation	3/21/2013
6007-HDD-SCT-14-62-0007	FPS Equipment Data Alpha and Beta Towers (ME-1914)	Data Sheeet	0	Vendor	GEN-2	Approval	Data Sheet	3/21/2013
6007-PLN-LEF-12-54-0021	Geometric Def of Rac plan detail drawings	Drawing	4	Vendor	GEN-2	Approval	Drawing	3/22/2013
6007-PLN-LEF-12-54-0022	Geometric Def of ourdoor Rac plan detail drawings	Drawing	2	Vendor	GEN-2	Approval	Drawing	3/22/2013
6007-PLN-LEF-12-54-0031	Geometric Def of Rac elevations	Drawing	4	Vendor	GEN-2	Approval	Drawing	3/22/2013
6007-PLN-LEF-12-54-0032	Geometric Def of Rac elevations	Drawing	4	Vendor	GEN-2	Approval	Drawing	3/22/2013
6007-PLN-LEF-12-54-0033	Geometric Def of Rac elevations	Drawing	4	Vendor	GEN-2	Approval	Drawing	3/22/2013
6007-PLN-LEF-12-54-0034	Geometric Def of Rac elevations	Drawing	4	Vendor	GEN-2	Approval	Drawing	3/22/2013
6007-PLN-LEF-12-54-0035	Geometric Def of Rac elevations	Drawing	4	Vendor	GEN-2	Approval	Drawing	3/22/2013
6007-PLN-LEF-12-54-0036	Geometric Def of ourdoor Rac elevations	Drawing	2	Vendor	GEN-2	Approval	Drawing	3/22/2013
6007-PLN-LEF-12-54-0037	Geometric Def of ourdoor Rac elevations	Drawing	2	Vendor	GEN-2	Approval	Drawing	3/22/2013
6007-PLN-LEF-12-54-0038	Geometric Def of ourdoor Rac elevations	Drawing	2	Vendor	GEN-2	Approval	Drawing	3/22/2013
6007-PLN-LEF-12-54-0039	Geometric Def of ourdoor Rac elevations	Drawing	3	Vendor	GEN-2	Approval	Drawing	3/22/2013
6007-PLN-LEF-12-54-0041	Geometric Def of Rac sections	Drawing	5	Vendor	GEN-2	Approval	Drawing	3/22/2013
6007-PLN-LEF-12-54-0042	Geometric Def of Rac sections	Drawing	5	Vendor	GEN-2	Approval	Drawing	3/22/2013
6007-PLN-LEF-12-54-0043	Geometric Def of ourdoor Rac sections	Drawing	3	Vendor	GEN-2	Approval	Drawing	3/22/2013
6007-PLN-LEF-12-54-0051	Geometric Def of Rac details of construction	Drawing	3	Vendor	GEN-2	Approval	Drawing	3/22/2013
6007-PLN-LEF-12-54-0052	Geometric Def of Rac details of construction	Drawing	2	Vendor	GEN-2	Approval	Drawing	3/22/2013
6007-PLN-LEF-12-54-0053	Geometric Def of Rac details of construction	Drawing	0	Vendor	GEN-2	Approval	Drawing	3/22/2013
6007-CAL-AGE-58-52-6500-R03	Calculation report for Central plant. HTF main pipe support foundation. beta plant	Calculation	3	Vendor	GEN-2	Approval	calculation	3/21/2013
6007-LIS-AGE-58-52-6500-R03	Coordiantes list for Central plant. HTF main pipe support foundation. beta plant	List	3	Vendor	GEN-2	Approval	List	3/21/2013
6007-PLN-AGE-58-52-6500-R03	Central Plant, Main HTF Pipes Support Foundations. Cover sheet	Drawing	3	Vendor	GEN-2	Approval	Drawing	3/21/2013
6007-PLN-AGE-58-52-6501-R02	Central Plant, Main HTF Pipes Support Foundations. General Notes	Drawing	2	Vendor	GEN-2	Approval	Drawing	3/21/2013
6007-PLN-AGE-58-52-6502-R02	Central Plant, Main HTF Pipes Support Foundations. Foundations plan	Drawing	2	Vendor	GEN-2	Approval	Drawing	3/21/2013
6007-PLN-AGE-58-52-6503-R03	Central Plant, Main HTF Pipes Support Foundations. Sections & details I	Drawing	3	Vendor	GEN-2	Approval	Drawing	3/21/2013
6007-PLN-AGE-58-52-6504-R03	Central Plant, Main HTF Pipes Support Foundations. Sections & details II	Drawing	3	Vendor	GEN-2	Approval	Drawing	3/21/2013
6007-CAL-AGE-58-52-6505-R02	Calculation report for Central plant. HTF main sleepers-pipes supp. II. beta plant	Calculation	2	Vendor	GEN-2	Approval	calculation	3/21/2013

6007-LIS-AGE-58-52-6505-R02	Coordinates list for Central plant. HTF main sleepers-pipes supp. II. beta plant	List	2	Vendor	GEN-2	Approval	List	3/21/2013
6007-PLN-AGE-58-52-6505-R02	Central Plant, Main HTF Pipes Support Foundations II. Cover sheet	Drawing	2	Vendor	GEN-2	Approval	Drawing	3/21/2013
6007-PLN-AGE-58-52-6506-R02	Central Plant, Main HTF Pipes Support Foundations II. General Notes	Drawing	2	Vendor	GEN-2	Approval	Drawing	3/21/2013
6007-PLN-AGE-58-52-6507-R02	Central Plant, Main HTF Pipes Support Foundations II. Foundations plan	Drawing	2	Vendor	GEN-2	Approval	Drawing	3/21/2013
6007-PLN-AGE-58-52-6508-R02	Central Plant, Main HTF Pipes Support Foundations II. Sections & details	Drawing	2	Vendor	GEN-2	Approval	Drawing	3/21/2013
6007-PLN-PRI-58-62-6101	A-MT-204A Tank Cover Sheet	Drawing	9	Vendor	GEN-2	Approval	Drawing	3/27/2013
6007-PLN-PRI-58-62-6108	A-MT-204A Shell Layout	Drawing	9	Vendor	GEN-2	Approval	Drawing	3/27/2013
6007-PLN-PRI-58-62-6108A	A-MT-204A Fire Protection Clip Shell Layout	Drawing	9	Vendor	GEN-2	Approval	Drawing	3/27/2013
6007-PLN-PRI-58-62-6121	A-MT-204A Fire Protection Clip	Drawing	9	Vendor	GEN-2	Approval	Drawing	3/27/2013
6007-PLN-PRI-58-62-6201	A-MT-204B Tank Cover Sheet	Drawing	9	Vendor	GEN-2	Approval	Drawing	3/27/2013
6007-PLN-PRI-58-62-6208	A-MT-204B Shell Layout	Drawing	9	Vendor	GEN-2	Approval	Drawing	3/27/2013
6007-PLN-PRI-58-62-6208A	A-MT-204B Fire Protection Clip Shell Layout	Drawing	9	Vendor	GEN-2	Approval	Drawing	3/27/2013
6007-PLN-PRI-58-62-6221	A-MT-204B Fire Protection Clip	Drawing	9	Vendor	GEN-2	Approval	Drawing	3/27/2013
6007-PLN-PRI-58-62-6301	B-MT-204A Tank Cover Sheet	Drawing	9	Vendor	GEN-2	Approval	Drawing	3/27/2013
6007-PLN-PRI-58-62-6308	B-MT-204A Shell Layout	Drawing	9	Vendor	GEN-2	Approval	Drawing	3/27/2013
6007-PLN-PRI-58-62-6308A	B-MT-204A Fire Protection Clip Shell Layout	Drawing	9	Vendor	GEN-2	Approval	Drawing	3/27/2013
6007-PLN-PRI-58-62-6321	B-MT-204A Fire Protection Clip	Drawing	9	Vendor	GEN-2	Approval	Drawing	3/27/2013
6007-PLN-PRI-58-62-6401	B-MT-204B Tank Cover Sheet	Drawing	9	Vendor	GEN-2	Approval	Drawing	3/27/2013
6007-PLN-PRI-58-62-6408	B-MT-204B Shell Layout	Drawing	9	Vendor	GEN-2	Approval	Drawing	3/27/2013
6007-PLN-PRI-58-62-6408A	B-MT-204B Fire Protection Clip Shell Layout	Drawing	9	Vendor	GEN-2	Approval	Drawing	3/27/2013
6007-PLN-PRI-58-62-6421	B-MT-204B Fire Protection Clip	Drawing	9	Vendor	GEN-2	Approval	Drawing	3/27/2013
N/A	Fire Clip Analysis Calculation	Drawing	0	Vendor	GEN-2	Approval		3/27/2013
N/A	Overflow Tank Changes Memo	Drawing	0	Vendor	GEN-2	Approval		3/27/2013
52.1	General Circuit Breaker Platform Foundation and Framing Plans	Drawing	2	Vendor	GEN-2	Approval		3/27/2013
6007-PLN-PRI-58-62-6101	A-MT-204A Tank Cover Sheet	Drawing	10	Vendor	GEN-2	Approval	Drawing	4/8/2013
6007-PLN-PRI-58-62-6108	A-MT-204A Shell Layout	Drawing	9	Vendor	GEN-2	Approval	Drawing	4/8/2013
6007-PLN-PRI-58-62-6108A	A-MT-204A Fire Protection Clip Shell Layout	Drawing	10	Vendor	GEN-2	Approval	Drawing	4/8/2013
6007-PLN-PRI-58-62-6121	A-MT-204A Fire Protection Clip	Drawing	10	Vendor	GEN-2	Approval	Drawing	4/8/2013
6007-PLN-PRI-58-62-6201	A-MT-204B Tank Cover Sheet	Drawing	10	Vendor	GEN-2	Approval	Drawing	4/8/2013
6007-PLN-PRI-58-62-6208	A-MT-204B Shell Layout	Drawing	9	Vendor	GEN-2	Approval	Drawing	4/8/2013
6007-PLN-PRI-58-62-6208A	A-MT-204B Fire Protection Clip Shell Layout	Drawing	10	Vendor	GEN-2	Approval	Drawing	4/8/2013
6007-PLN-PRI-58-62-6221	A-MT-204B Fire Protection Clip	Drawing	10	Vendor	GEN-2	Approval	Drawing	4/8/2013
6007-PLN-PRI-58-62-6301	B-MT-204A Tank Cover Sheet	Drawing	10	Vendor	GEN-2	Approval	Drawing	4/8/2013
6007-PLN-PRI-58-62-6308	B-MT-204A Shell Layout	Drawing	9	Vendor	GEN-2	Approval	Drawing	4/8/2013
6007-PLN-PRI-58-62-6308A	B-MT-204A Fire Protection Clip Shell Layout	Drawing	10	Vendor	GEN-2	Approval	Drawing	4/8/2013
6007-PLN-PRI-58-62-6321	B-MT-204A Fire Protection Clip	Drawing	10	Vendor	GEN-2	Approval	Drawing	4/8/2013
6007-PLN-PRI-58-62-6401	B-MT-204B Tank Cover Sheet	Drawing	10	Vendor	GEN-2	Approval	Drawing	4/8/2013
6007-PLN-PRI-58-62-6408	B-MT-204B Shell Layout	Drawing	9	Vendor	GEN-2	Approval	Drawing	4/8/2013
6007-PLN-PRI-58-62-6408A	B-MT-204B Fire Protection Clip Shell Layout	Drawing	10	Vendor	GEN-2	Approval	Drawing	4/8/2013
6007-PLN-PRI-58-62-6421	B-MT-204B Fire Protection Clip	Drawing	10	Vendor	GEN-2	Approval	Drawing	4/8/2013
0187P-F1-4 MT-204 HTF	Fire Clip Analysis Calculation	Drawing	0	Vendor	GEN-2	Approval		4/8/2013
0187P-F1-4-MT-204 HTF	Fire Protection Clip Weld Design	Drawing	0	Vendor	GEN-2	Approval		4/8/2013
6007-C.AL-FWE-21-61-0006	HTF Oil Piping Stress Analysis Report	Calculation	0	Vendor	GEN-2	Approval	calculation	4/15/2013
6007-PLN-FWE-21-65-6001	PIPING GENERAL ARRANGEMENT AND TERMINAL POINTS	Drawing	0	Vendor	GEN-2	Approval	Drawing	4/15/2013
6007-PLN-FWE-21-52-0102	PIPE SUPPORTS DETAILS BASE. PLATES AND ANCHOR RODS	Drawing	3	Vendor	GEN-2	Approval	Drawing	4/15/2013
6007-PLN-FWE-21-54-0401	TYPICAL PIPE HANDRAIL, STAIRWAY AND GRATING DETAILS	Drawing	1	Vendor	GEN-2	Approval	Drawing	4/15/2013
6007-PLN-FWE-21-54-0402	TYPICAL PIPE HANDRAIL, STAIRWAY AND GRATING DETAILS	Drawing	1	Vendor	GEN-2	Approval	Drawing	4/15/2013
6007-PLN-FWE-21-54-0403	TYPICAL DETAILS	Drawing	1	Vendor	GEN-2	Approval	Drawing	4/15/2013
6007-PLN-FWE-21-52-0002	Structural Base Loads	Drawing	3	Vendor	GEN-2	Approval	Drawing	4/15/2013
6007-PLN-FWE-21-52-0003	Base Loads Table. Main & Auxiliary Platforms	Drawing	2	Vendor	GEN-2	Approval	Drawing	4/15/2013
6007-PLN-FWE-21-52-0004	Base Loads Table. Piping Supports	Drawing	2	Vendor	GEN-2	Approval	Drawing	4/15/2013
6007-PLN-FWE-21-52-0201	Equipments Base Loads Details	Drawing	4	Vendor	GEN-2	Approval	Drawing	4/15/2013
6007-PLN-FWE-21-52-0202	Structural Base Loads Details	Drawing	4	Vendor	GEN-2	Approval	Drawing	4/15/2013
6007-PLN-FWE-21-52-0211	Equipment Base Plate Details	Drawing	2	Vendor	GEN-2	Approval	Drawing	4/15/2013
6007-PLN-FWE-21-54-0301	Main Structure	Drawing	4	Vendor	GEN-2	Approval	Drawing	4/15/2013
6007-PLN-FWE-21-54-0302	Main Structure. Bents 1 to 7	Drawing	2	Vendor	GEN-2	Approval	Drawing	4/15/2013
6007-PLN-FWE-21-54-0303	Main Structure. Bents A/M &B/N	Drawing	2	Vendor	GEN-2	Approval	Drawing	4/15/2013
6007-PLN-FWE-21-54-0304	Main Structure. Plan View	Drawing	2	Vendor	GEN-2	Approval	Drawing	4/15/2013
6007-PLN-FWE-21-54-0305	Auxiliary Structure. Platforms	Drawing	4	Vendor	GEN-2	Approval	Drawing	4/15/2013
6007-PLN-FWE-21-54-0306	MAIN STRUCTURE - P. V. - LEVELS +17' 11 3/4" +39' 6 3/4" & +50' 7 3/4"	Drawing	4	Vendor	GEN-2	Approval	Drawing	4/15/2013
6007-PLN-FWE-21-54-0307	MAIN STRUCTURE - PLANT VIEW - GRATING LEVELS	Drawing	3	Vendor	GEN-2	Approval	Drawing	4/15/2013
6007-PLN-FWE-21-54-0311	Auxiliary Structure. Piping Supports -I-	Drawing	2	Vendor	GEN-2	Approval	Drawing	4/15/2013
6007-PLN-FWE-21-54-0312	AUXILIARY STRUCTURE PIPING SUPPORTS-2-	Drawing	2	Vendor	GEN-2	Approval	Drawing	4/15/2013
6007-PLN-FWE-21-54-0321	DRUM SADDLE FOR ERECTION - GENERAL ARRANGEMENT & SECTIONS	Drawing	2	Vendor	GEN-2	Approval	Drawing	4/15/2013
6007-PLN-FWE-21-54-0351	MAIN STRUCTURE - DETAILS SERIAL A & B	Drawing	2	Vendor	GEN-2	Approval	Drawing	4/15/2013
6007-PLN-FWE-21-54-0352	MAIN STRUCTURE - DETAILS SERIAL C - D & E	Drawing	2	Vendor	GEN-2	Approval	Drawing	4/15/2013
2804-C.AL-12-2.15-01	Structural Engineering Design Report_13_04_05	Calculation	1	Vendor	GEN-2	Approval	calculation	4/15/2013
2804-CAL-12-2.15-02	n/a	Calculation	0	Vendor	GEN-2	Approval	calculation	4/15/2013
6007 -PLN -AGE -58 -52 -2485	Cover sheet	Drawing	2	Vendor	GEN-2	Approval	Drawing	4/10/2013
6007 -PLN -AGE -58 -52 -2486	General notes	Drawing	2	Vendor	GEN-2	Approval	Drawing	4/10/2013
6007 -PLN -AGE -58 -52 -2487	Basin layout	Drawing	2	Vendor	GEN-2	Approval	Drawing	4/10/2013
6007 -PLN -AGE -58 -52 -2488	Sections & staircase details	Drawing	3	Vendor	GEN-2	Approval	Drawing	4/10/2013
6007 -PLN -AGE -58 -52 -2489	Sump and trench details	Drawing	2	Vendor	GEN-2	Approval	Drawing	4/10/2013
6007 -PLN -AGE -58 -52 -2490	Pump A -MP -204A foundation plan, sections & details	Drawing	2	Vendor	GEN-2	Approval	Drawing	4/10/2013
6007 -PLN -AGE -58 -52 -2491	Tank A -MV-206A foundation plan, sections & details	Drawing	3	Vendor	GEN-2	Approval	Drawing	4/10/2013
6007 -PLN -AGE -58 -52 -2492	Pedestal details & coordinates	Drawing	2	Vendor	GEN-2	Approval	Drawing	4/10/2013
6007 -CAL -AGE -58 -52 -2485	Overflow basin calc report	Calculation	0	Vendor	GEN-2	Approval	calculation	4/10/2013
6007 -PLN -AGE -58 -52 -6485	Cover sheet	Drawing	2	Vendor	GEN-2	Approval	Drawing	4/10/2013
6007 -PLN -AGE -58 -52 -6486	General notes	Drawing	2	Vendor	GEN-2	Approval	Drawing	4/10/2013
6007 -PLN -AGE -58 -52 -6487	Basin layout	Drawing	2	Vendor	GEN-2	Approval	Drawing	4/10/2013
6007 -PLN -AGE -58 -52 -6488	Sections & staircase details	Drawing	3	Vendor	GEN-2	Approval	Drawing	4/10/2013
6007 -PLN -AGE -58 -52 -6489	Sump and trench details	Drawing	2	Vendor	GEN-2	Approval	Drawing	4/10/2013
6007 -PLN -AGE -58 -52 -6490	Pump A -MP -204A foundation plan, sections & details	Drawing	2	Vendor	GEN-2	Approval	Drawing	4/10/2013
6007 -PLN -AGE -58 -52 -6491	Tank A -MV-206A foundation plan, sections & details	Drawing	3	Vendor	GEN-2	Approval	Drawing	4/10/2013
6007 -PLN -AGE -58 -52 -6492	Pedestal details & coordinates	Drawing	2	Vendor	GEN-2	Approval	Drawing	4/10/2013
6007 -CAL -AGE -58 -52 -6485	Overflow basin calc report	Calculation	0	Vendor	GEN-2	Approval	calculation	4/10/2013
6007 -CAL -AGE -58 -52 -2490	Pump foundation calc. Report	Calculation	2	Vendor	GEN-2	Approval	calculation	4/10/2013
RESPONSES TO BV	na	Spec		Vendor	GEN-2	Approval	Spec	4/10/2013
6007-PLN-AGE-41-52-4000-R02	Cover sheet	Drawing	2	Vendor	GEN-2	Approval	Drawing	4/10/2013
6007-PLN-AGE-41-52-4020-R02	General notes	Drawing	2	Vendor	GEN-2	Approval	Drawing	4/10/2013
6007-PLN-AGE-41-52-4040-R03	Foundation Plan	Drawing	3	Vendor	GEN-2	Approval	Drawing	4/10/2013
6007-CAL-AGE-41-52-4000-R04	Calculation report	Calculation	4	Vendor	GEN-2	Approval	calculation	4/10/2013
6007-PLN-AGE-41-52-8000-R02	Cover sheet	Drawing	2	Vendor	GEN-2	Approval	Drawing	4/10/2013
6007-PLN-AGE-41-52-8020-R02	General notes	Drawing	2	Vendor	GEN-2	Approval	Drawing	4/10/2013
6007-PLN-AGE-41-52-8040-R03	Foundation Plan	Drawing	3	Vendor	GEN-2	Approval	Drawing	4/10/2013
6007-CAL-AGE-41-52-8000-R04	Calculation report	Calculation	4	Vendor	GEN-2	Approval	calculation	4/10/2013
6007-CAL-AGE-41-54-4000	Calculation report	Calculation	2	Vendor	GEN-2	Approval	calculation	4/10/2013
6007-CAL-AGE-41-54-8000	Calculation report	Calculation	2	Vendor	GEN-2	Approval	calculation	4/10/2013
6007-PLN-AGE-41-54-4000-R02	Cover sheet	Drawing	2	Vendor	GEN-2	Approval	Drawing	4/10/2013
6007-PLN-AGE-41-54-4020-R02	General notes	Drawing	2	Vendor	GEN-2	Approval	Drawing	4/10/2013
6007-PLN-AGE-41-54-4040-R02	Structure Plan	Drawing	2	Vendor	GEN-2	Approval	Drawing	4/10/2013
6007-PLN-AGE-41-54-8000-R02	Cover sheet	Drawing	2	Vendor	GEN-2	Approval	Drawing	4/10/2013
6007-PLN-AGE-41-54-8020-R02	General notes	Drawing	2	Vendor	GEN-2	Approval	Drawing	4/10/2013
6007-PLN-AGE-41-54-8040-R02	Structure Plan	Drawing	2	Vendor	GEN-2	Approval	Drawing	4/10/2013
6007-PLN-AGE-41-57-4000-R00	Architectural details	Drawing	0	Vendor	GEN-2	Approval	Drawing	4/10/2013
6007-PLN-AGE-41-57-8000-R00	Architectural details	Drawing	0	Vendor	GEN-2	Approval	Drawing	4/10/2013
6007-PLN-AGE-25-54-4000	Cover sheet	Drawing	8	Vendor	GEN-2	Approval	Drawing	4/15/2013
6007-PLN-AGE-25-54-4020	General notes	Drawing	6	Vendor	GEN-2	Approval	Drawing	4/15/2013
6007-PLN-AGE-25-54-4040	At Elevation 2073 and 2078	Drawing	8	Vendor	GEN-2	Approval	Drawing	4/15/2013
6007-PLN-AGE-25-54-4041	At Elevation 2086 and 2091	Drawing	7	Vendor	GEN-2	Approval	Drawing	4/15/2013
6007-PLN-AGE-25-54-4042	At Elevation 2098	Drawing	7	Vendor	GEN-2	Approval	Drawing	4/15/2013
6007-PLN-AGE-25-54-4043	At Elevation 2114	Drawing	7	Vendor	GEN-2	Approval	Drawing	4/15/2013
6007-PLN-AGE-25-54-4044	At Elevation 2123,2139 and 2150	Drawing	7	Vendor	GEN-2	Approval	Drawing	4/15/2013
6007-PLN-AGE-25-54-4045	Elevations, sheet 1	Drawing	8	Vendor	GEN-2	Approval	Drawing	4/15/2013
6007-PLN-AGE-25-54-4046	Elevations, sheet 2	Drawing	7	Vendor	GEN-2	Approval	Drawing	4/15/2013
6007-PLN-AGE-25-54-4047	Elevations, sheet 3	Drawing	8	Vendor	GEN-2	Approval	Drawing	4/15/2013
6007-PLN-AGE-25-54-4048	Misc. Details	Drawing	7	Vendor	GEN-2	Approval	Drawing	4/15/2013
6007-PLN-AGE-25-54-4049	Anchor plates	Drawing	4	Vendor	GEN-2	Approval	Drawing	4/15/2013
6007-PLN-AGE-25-54-4050	Stairs	Drawing	4	Vendor	GEN-2	Approval	Drawing	4/15/2013
6007-PLN-AGE-25-54-4051	Columns schedule	Drawing	1	Vendor	GEN-2	Approval	Drawing	4/15/2013
6007-CAL-AGE-25-54-4000	Calculation report	Calculation	5	Vendor	GEN-2	Approval	calculation	4/15/2013
6007-PLN-AGE-25-54-8000	Cover sheet	Drawing	6	Vendor	GEN-2	Approval	Drawing	4/15/2013
6007-PLN-AGE-25-54-8020	General notes	Drawing	5	Vendor	GEN-2	Approval	Drawing	4/15/2013
6007-PLN-AGE-25-54-8040	At Elevation 2081 and 2086	Drawing	6	Vendor	GEN-2	Approval	Drawing	4/15/2013
6007-PLN-AGE-25-54-8041	At Elevation 2094 and 2099	Drawing	5	Vendor	GEN-2	Approval	Drawing	4/15/2013
6007-PLN-AGE-25-54-8042	At Elevation 2116	Drawing	5	Vendor	GEN-2	Approval	Drawing	4/15/2013
6007-PLN-AGE-25-54-8043	At Elevation 2122	Drawing	5	Vendor	GEN-2	Approval	Drawing	4/15/2013
6007-PLN-AGE-25-54-8044	At Elevation 2131,2146 and 2158	Drawing	5	Vendor	GEN-2	Approval	Drawing	4/15/2013
6007-PLN-AGE-25-54-8045	Elevations, sheet 1	Drawing	6	Vendor	GEN-2	Approval	Drawing	4/15/2013
6007-PLN-AGE-25-54-8046	Elevations, sheet 2	Drawing	6	Vendor	GEN-2	Approval	Drawing	4/15/2013
6007-PLN-AGE-25-54-8047	Elevations, sheet 3	Drawing	6	Vendor	GEN-2	Approval	Drawing	4/15/2013
6007-PLN-AGE-25-54-8048	Misc. Details	Drawing	7	Vendor	GEN-2	Approval	Drawing	4/15/2013
6007-PLN-AGE-25-54-8049	Anchor plates	Drawing	4	Vendor	GEN-2	Approval	Drawing	4/15/2013
6007-PLN-AGE-25-54-8050	Stairs	Drawing	4	Vendor	GEN-2	Approval	Drawing	4/15/2013
6007-PLN-AGE-25-54-8051	Columns schedule	Drawing	1	Vendor	GEN-2	Approval	Drawing	4/15/2013
6007-CAL-AGE-25-54-8000	Calculation report	Calculation	5	Vendor	GEN-2	Approval	calculation	4/15/2013
STG structure foundations BV	STG structure foundations BV	Drawing	n/a	Vendor	GEN-2	Approval		4/15/2013
6007-C.AL-ATD-23-33-E048	Mojave Substations Grounding Calculations	Calculation	0	Vendor	GEN-2	Approval	calculation	4/15/2013
6007-PLN-ATD-23-33-E041	Grounding Plan	Drawing	1	Vendor	GEN-2	Approval	Drawing	4/15/2013
6007-PLN-ATD-23-33-E042	Grounding Details	Drawing	1	Vendor	GEN-2	Approval	Drawing	4/15/2013
6007-PLN-ATD-23-33-E051	Duct Bank and Conduit Plan	Drawing	1	Vendor	GEN-2	Approval	Drawing	4/15/2013
6007-PLN-ATD-23-32-E052	Duct Bank and Conduit Details	Drawing	0	Vendor	GEN-2	Approval	Drawing	4/15/2013
6007-PLN-ATD-23-57-C091	Site preparation	Drawing	0	Vendor	GEN-2	Approval	Drawing	4/15/2013
BV Comments-ATD struct 1-8.00	BV Comments-ATD struct 1-8.00 PC4 april12 grounding	Drawing	na	Vendor	GEN-2	Approval		4/15/2013
6007-PLN-ATD-23-02-E101	general installation relay house	Drawing	na	Vendor	GEN-2	Approval	Drawing	4/15/2013
6007-INF-ATD-23-50-E002	MPT firewall detail	Analysis	A	Vendor	GEN-2	Approval	Report	4/15/2013
6007-C.AL-ATD-23-52-C070 Rev E	Other Foundation Calculations	Calculation	E	Vendor	GEN-2	Approval	calculation	4/15/2013
6007-PLN-ATD-23-57-C074 Rev 2	Foundation Det. Fire wall MPT1	Drawing	2	Vendor	GEN-2	Approval	Drawing	4/15/2013
BV comments Mojave SEfirewallApr12	Abengoa T&D responses	Drawing	na	Vendor	GEN-2	Approval		4/15/2013
Abengoa Mojave Solar memo #2	Explanation Memo #2	Drawing	na	Vendor	GEN-2	Approval		4/15/2013
Abengoa T&D memo MPT Firewall hole	Explanation Memo #1	Drawing	na	Vendor	GEN-2	Approval		4/15/2013
6007-C.AL-FWE-21-61-0005	Feed water and Steam Piping Stress Analysis Report	Calculation	0	Vendor	GEN-2	Approval	calculation	4/16/2013
6007-C.AL-FWE-21-61-0006	HTF Oil Piping Stress Analysis Report	Calculation	0	Vendor	GEN-2	Approval	calculation	4/16/2013
6007-PLN-FWE-21-65-6001	PIPING GENERAL ARRANGEMENT AND TERMINAL POINTS	Drawing	0	Vendor	GEN-2	Approval	Drawing	4/16/2013
6007-PLN-FWE-21-52-0102	PIPE SUPPORTS DETAILS BASE. PLATES AND ANCHOR RODS	Drawing	3	Vendor	GEN-2	Approval	Drawing	4/16/2013
6007-PLN-FWE-21-54-0401	TYPICAL PIPE HANDRAIL, STAIRWAY AND GRATING DETAILS	Drawing	1	Vendor	GEN-2	Approval	Drawing	4/16/2013
6007-PLN-FWE-21-54-0402	TYPICAL PIPE HANDRAIL, STAIRWAY AND GRATING DETAILS	Drawing	1	Vendor	GEN-2	Approval	Drawing	4/16/2013
6007-PLN-FWE-21-54-0403	TYPICAL DETAILS	Drawing	1	Vendor	GEN-2	Approval	Drawing	4/16/2013

6007-PLN-FWE-21-52-0002	Structural Base Loads	Drawing	3	Vendor	GEN-2	Approval	Drawing	4/16/2013
6007-PLN-FWE-21-52-0003	Base Loads Table. Main & Auxiliary Platforms	Drawing	2	Vendor	GEN-2	Approval	Drawing	4/16/2013
6007-PLN-FWE-21-52-0004	Base Loads Table. Piping Supports	Drawing	2	Vendor	GEN-2	Approval	Drawing	4/16/2013
6007-PLN-FWE-21-52-0201	Equipment Base Loads Details	Drawing	4	Vendor	GEN-2	Approval	Drawing	4/16/2013
6007-PLN-FWE-21-52-0202	Structural Base Loads Details	Drawing	4	Vendor	GEN-2	Approval	Drawing	4/16/2013
6007-PLN-FWE-21-52-0211	Equipment Base Plate Details	Drawing	2	Vendor	GEN-2	Approval	Drawing	4/16/2013
6007-PLN-FWE-21-54-0301	Main Structure	Drawing	4	Vendor	GEN-2	Approval	Drawing	4/16/2013
6007-PLN-FWE-21-54-0302	Main Structure. Bents 1 to 7	Drawing	2	Vendor	GEN-2	Approval	Drawing	4/16/2013
6007-PLN-FWE-21-54-0303	Main Structure. Bents A/M &B/N	Drawing	2	Vendor	GEN-2	Approval	Drawing	4/16/2013
6007-PLN-FWE-21-54-0304	Main Structure. Plan View	Drawing	2	Vendor	GEN-2	Approval	Drawing	4/16/2013
6007-PLN-FWE-21-54-0305	Auxiliary Structure. Platforms	Drawing	4	Vendor	GEN-2	Approval	Drawing	4/16/2013
6007-PLN-FWE-21-54-0306	MAIN STRUCTURE - P. V. - LEVELS +17' 11 3/4" +39' 6 3/4" & +50' 7 3/4"	Drawing	4	Vendor	GEN-2	Approval	Drawing	4/16/2013
6007-PLN-FWE-21-54-0307	MAIN STRUCTURE - PLANT VIEW - GRATING LEVELS	Drawing	3	Vendor	GEN-2	Approval	Drawing	4/16/2013
6007-PLN-FWE-21-54-0311	Auxiliary Structure. Piping Supports -I-	Drawing	2	Vendor	GEN-2	Approval	Drawing	4/16/2013
6007-PLN-FWE-21-54-0312	AUXILIARY STRUCTURE PIPING SUPPORTS-2-	Drawing	2	Vendor	GEN-2	Approval	Drawing	4/16/2013
6007-PLN-FWE-21-54-0321	DRUM SADDLE FOR ERECTION - GENERAL ARRANGEMENT & SECTIONS	Drawing	2	Vendor	GEN-2	Approval	Drawing	4/16/2013
6007-PLN-FWE-21-54-0351	MAIN STRUCTURE - DETAILS SERIAL A & B	Drawing	2	Vendor	GEN-2	Approval	Drawing	4/16/2013
6007-PLN-FWE-21-54-0352	MAIN STRUCTURE - DETAILS SERIAL C - D & E	Drawing	2	Vendor	GEN-2	Approval	Drawing	4/16/2013
2804-CAL-12-2-15-01	Structural Engineering Design Report_13_04_05	Calculation	1	Vendor	GEN-2	Approval	calculation	4/16/2013
2804-CAL-12-2-15-02	na	Calculation	0	Vendor	GEN-2	Approval	calculation	4/16/2013
6007-PLN-AGE-58-52-3410-R02	Cover sheet	Drawing	2	Vendor	GEN-2	Approval	Drawing	4/16/2013
6007-PLN-AGE-58-52-3411-R02	General notes	Drawing	2	Vendor	GEN-2	Approval	Drawing	4/16/2013
6007-PLN-AGE-58-52-3412-R02	Support foundation plan	Drawing	2	Vendor	GEN-2	Approval	Drawing	4/16/2013
6007-PLN-AGE-58-52-3413-R02	Data table	Drawing	2	Vendor	GEN-2	Approval	Drawing	4/16/2013
6007-PLN-AGE-58-52-3414-R02	Section and detail I	Drawing	2	Vendor	GEN-2	Approval	Drawing	4/16/2013
6007-PLN-AGE-58-52-3415-R02	Section and detail II	Drawing	2	Vendor	GEN-2	Approval	Drawing	4/16/2013
6007-CAL-AGE-58-52-3410-R02	Calc report	Calculation	2	Vendor	GEN-2	Approval	calculation	4/16/2013
6007-PLN-AGE-58-52-7410-R02	Cover sheet	Drawing	2	Vendor	GEN-2	Approval	Drawing	4/16/2013
6007-PLN-AGE-58-52-7411-R02	General notes	Drawing	2	Vendor	GEN-2	Approval	Drawing	4/16/2013
6007-PLN-AGE-58-52-7412-R02	Support foundation plan	Drawing	2	Vendor	GEN-2	Approval	Drawing	4/16/2013
6007-PLN-AGE-58-52-7413-R02	Data table	Drawing	2	Vendor	GEN-2	Approval	Drawing	4/16/2013
6007-PLN-AGE-58-52-7414-R02	Section and detail I	Drawing	2	Vendor	GEN-2	Approval	Drawing	4/16/2013
6007-PLN-AGE-58-52-7415-R02	Section and detail II	Drawing	2	Vendor	GEN-2	Approval	Drawing	4/16/2013
6007-CAL-AGE-58-52-7461-R02	Calc report	Calculation	2	Vendor	GEN-2	Approval	calculation	4/16/2013
6007-PLN-AGE-58-52-6400-R03	Cover sheet	Drawing	3	Vendor	GEN-2	Approval	Drawing	4/17/2013
6007-PLN-AGE-58-52-6401-R03	General Notes	Drawing	3	Vendor	GEN-2	Approval	Drawing	4/17/2013
6007-PLN-AGE-58-52-6402-R03	Foundation Plan	Drawing	3	Vendor	GEN-2	Approval	Drawing	4/17/2013
6007-PLN-AGE-58-52-6404-R04	Section and Details I	Drawing	4	Vendor	GEN-2	Approval	Drawing	4/17/2013
6007-PLN-AGE-58-52-6405-R04	Section and Details II	Drawing	4	Vendor	GEN-2	Approval	Drawing	4/17/2013
6007-CAL-AGE-58-52-6400-R04	Calculation Report	Calculation	4	Vendor	GEN-2	Approval	calculation	4/17/2013
6007-LIS-AGE-58-52-6400-R01	Coordinates List	List	1	Vendor	GEN-2	Approval	List	4/17/2013
6007-PLN-AGE-58-52-3461-R02	Cover sheet	Drawing	2	Vendor	GEN-2	Approval	Drawing	4/17/2013
6007-PLN-AGE-58-52-3462-R02	General notes	Drawing	2	Vendor	GEN-2	Approval	Drawing	4/17/2013
6007-PLN-AGE-58-52-3463-R02	Support foundation plan	Drawing	2	Vendor	GEN-2	Approval	Drawing	4/17/2013
6007-PLN-AGE-58-52-3464-R00	Data table	Drawing	0	Vendor	GEN-2	Approval	Drawing	4/17/2013
6007-PLN-AGE-58-52-3465-R00	Section and detail I	Drawing	0	Vendor	GEN-2	Approval	Drawing	4/17/2013
6007-PLN-AGE-58-52-3466-R00	Section and detail II	Drawing	0	Vendor	GEN-2	Approval	Drawing	4/17/2013
6007-CAL-AGE-58-52-3461-R02	Calc report	Calculation	2	Vendor	GEN-2	Approval	calculation	4/17/2013
6007-PLN-AGE-58-52-7461-R02	Cover sheet	Drawing	2	Vendor	GEN-2	Approval	Drawing	4/17/2013
6007-PLN-AGE-58-52-7462-R02	General notes	Drawing	2	Vendor	GEN-2	Approval	Drawing	4/17/2013
6007-PLN-AGE-58-52-7463-R02	Support foundation plan	Drawing	2	Vendor	GEN-2	Approval	Drawing	4/17/2013
6007-PLN-AGE-58-52-7464-R00	Data table	Drawing	0	Vendor	GEN-2	Approval	Drawing	4/17/2013
6007-PLN-AGE-58-52-7465-R00	Section and detail I	Drawing	0	Vendor	GEN-2	Approval	Drawing	4/17/2013
6007-PLN-AGE-58-52-7466-R00	Section and detail II	Drawing	0	Vendor	GEN-2	Approval	Drawing	4/17/2013
6007-CAL-AGE-58-52-7462-R02	Calc report	Calculation	2	Vendor	GEN-2	Approval	calculation	4/17/2013
6007-PLN-AGE-58-54-3550-R02	Cover sheet	Drawing	2	Vendor	GEN-2	Approval	Drawing	4/17/2013
6007-PLN-AGE-58-54-3551-R02	General notes	Drawing	2	Vendor	GEN-2	Approval	Drawing	4/17/2013
6007-PLN-AGE-58-54-3552-R02	Plan view and details	Drawing	2	Vendor	GEN-2	Approval	Drawing	4/17/2013
6007-CAL-AGE-58-54-3550-R02	Calc report	Calculation	2	Vendor	GEN-2	Approval	calculation	4/17/2013
6007-PLN-AGE-58-54-7550-R02	Cover sheet	Drawing	2	Vendor	GEN-2	Approval	Drawing	4/17/2013
6007-PLN-AGE-58-54-7551-R02	General notes	Drawing	2	Vendor	GEN-2	Approval	Drawing	4/17/2013
6007-PLN-AGE-58-54-7552-R02	Plan view and details	Drawing	2	Vendor	GEN-2	Approval	Drawing	4/17/2013
6007-CAL-AGE-58-54-7550-R02	Calc report	Calculation	2	Vendor	GEN-2	Approval	calculation	4/17/2013
6007-ESP-ATP-68-61-PL24	Engineering Standards and practices Material and Installation standards Underground HDPE	Spec	2	Vendor	GEN-2	Approval	Spec	4/18/2013
6007-CAL-AGE-58-52-2485	Calculation Report for Overflow Basin & MV-206 Alpha Plant	Calculation	0	Vendor	GEN-2	Approval	calculation	4/18/2013
6007-CAL-AGE-58-52-6485	Calculation Report for Overflow Basin & MV-206 Beta Plant	Calculation	0	Vendor	GEN-2	Approval	calculation	4/18/2013
6007-CAL-AGE-58-52-2490	Calculation Report for HTF Filling Discharge Pumps Foundations	Calculation	3	Vendor	GEN-2	Approval	calculation	4/18/2013
6007-PLN-AGE-58-52-2485	Cover sheet	Drawing	2	Vendor	GEN-2	Approval	Drawing	4/18/2013
6007-PLN-AGE-58-52-2486	General notes	Drawing	2	Vendor	GEN-2	Approval	Drawing	4/18/2013
6007-PLN-AGE-58-52-2487	Basin Layout	Drawing	2	Vendor	GEN-2	Approval	Drawing	4/18/2013
6007-PLN-AGE-58-52-2488	Sections and stair details	Drawing	3	Vendor	GEN-2	Approval	Drawing	4/18/2013
6007-PLN-AGE-58-52-2489	Sump and trench details	Drawing	2	Vendor	GEN-2	Approval	Drawing	4/18/2013
6007-PLN-AGE-58-52-2490	Pump MP-204 foundation plan sections and details	Drawing	3	Vendor	GEN-2	Approval	Drawing	4/18/2013
6007-PLN-AGE-58-52-2491	Tank MV-206 foundation plan, sections & details	Drawing	3	Vendor	GEN-2	Approval	Drawing	4/18/2013
6007-PLN-AGE-58-52-2492	Pedestal details and coordinates	Drawing	2	Vendor	GEN-2	Approval	Drawing	4/18/2013
6007-PLN-AGE-58-52-6485	Cover sheet	Drawing	2	Vendor	GEN-2	Approval	Drawing	4/18/2013
6007-PLN-AGE-58-52-6486	General notes	Drawing	2	Vendor	GEN-2	Approval	Drawing	4/18/2013
6007-PLN-AGE-58-52-6487	Basin Layout	Drawing	2	Vendor	GEN-2	Approval	Drawing	4/18/2013
6007-PLN-AGE-58-52-6488	Sections and stair details	Drawing	3	Vendor	GEN-2	Approval	Drawing	4/18/2013
6007-PLN-AGE-58-52-6489	Sump and trench details	Drawing	2	Vendor	GEN-2	Approval	Drawing	4/18/2013
6007-PLN-AGE-58-52-6490	Pump MP-204 foundation plan sections and details	Drawing	3	Vendor	GEN-2	Approval	Drawing	4/18/2013
6007-PLN-AGE-58-52-6491	Tank MV-206 foundation plan, sections & details	Drawing	3	Vendor	GEN-2	Approval	Drawing	4/18/2013
6007-PLN-AGE-58-52-6492	Pedestal details and coordinates	Drawing	2	Vendor	GEN-2	Approval	Drawing	4/18/2013
6007-PLN-AGE-00-50-5003-R01	TYPICAL PIPE HANDRAIL, STAIRWAY, AND GRATING DETAILS	Drawing	1	Vendor	GEN-2	Approval	Drawing	4/18/2013
6007-PLN-AGE-23-52-4000-R01	Cover sheet	Drawing	1	Vendor	GEN-2	Approval	Drawing	4/18/2013
6007-PLN-AGE-23-52-4020-R02	General notes	Drawing	2	Vendor	GEN-2	Approval	Drawing	4/18/2013
6007-PLN-AGE-23-52-4040-R02	Foundation Plan & details	Drawing	2	Vendor	GEN-2	Approval	Drawing	4/18/2013
6007-CAL-AGE-23-52-4000-R02	Calculation report	Calculation	2	Vendor	GEN-2	Approval	calculation	4/18/2013
6007-PLN-AGE-23-52-8000-R01	Cover sheet	Drawing	1	Vendor	GEN-2	Approval	Drawing	4/18/2013
6007-PLN-AGE-23-52-8020-R02	General notes	Drawing	2	Vendor	GEN-2	Approval	Drawing	4/18/2013
6007-PLN-AGE-23-52-8040-R02	Foundation Plan & details	Drawing	2	Vendor	GEN-2	Approval	Drawing	4/18/2013
6007-CAL-AGE-23-52-8000-R02	Calculation report	Calculation	2	Vendor	GEN-2	Approval	calculation	4/18/2013
6007-PLN-AGE-18-52-4200	Cover sheet	Drawing	2	Vendor	GEN-2	Approval	Drawing	4/18/2013
6007-PLN-AGE-18-52-4220	General notes	Drawing	2	Vendor	GEN-2	Approval	Drawing	4/18/2013
6007-PLN-AGE-18-52-4240	Foundation drawings	Drawing	4	Vendor	GEN-2	Approval	Drawing	4/18/2013
6007-CAL-AGE-18-52-4200	Calc report	Calculation	3	Vendor	GEN-2	Approval	calculation	4/18/2013
6007-PLN-AGE-18-52-8200	Cover sheet	Drawing	2	Vendor	GEN-2	Approval	Drawing	4/18/2013
6007-PLN-AGE-18-52-8220	General notes	Drawing	2	Vendor	GEN-2	Approval	Drawing	4/18/2013
6007-PLN-AGE-18-52-8240	Foundation drawings	Drawing	4	Vendor	GEN-2	Approval	Drawing	4/18/2013
6007-CAL-AGE-18-52-8200	Calc report	Calculation	3	Vendor	GEN-2	Approval	calculation	4/18/2013
6007-PLN-AGE-18-52-4300	Cover sheet	Drawing	2	Vendor	GEN-2	Approval	Drawing	4/18/2013
6007-PLN-AGE-18-52-4320	General notes	Drawing	2	Vendor	GEN-2	Approval	Drawing	4/18/2013
6007-PLN-AGE-18-52-4340	Foundation drawings	Drawing	3	Vendor	GEN-2	Approval	Drawing	4/18/2013
6007-CAL-AGE-18-52-4300	Calc report	Calculation	3	Vendor	GEN-2	Approval	calculation	4/18/2013
6007-PLN-AGE-18-52-8300	Cover sheet	Drawing	2	Vendor	GEN-2	Approval	Drawing	4/18/2013
6007-PLN-AGE-18-52-8320	General notes	Drawing	2	Vendor	GEN-2	Approval	Drawing	4/18/2013
6007-PLN-AGE-18-52-8340	Foundation drawings	Drawing	3	Vendor	GEN-2	Approval	Drawing	4/18/2013
6007-CAL-AGE-18-52-8300	Calc report	Calculation	3	Vendor	GEN-2	Approval	calculation	4/18/2013
6007-PLN-AGE-40-52-4100-R03	Cover sheet	Drawing	2	Vendor	GEN-2	Approval	Drawing	4/18/2013
6007-PLN-AGE-40-52-4120-R03	General notes	Drawing	2	Vendor	GEN-2	Approval	Drawing	4/18/2013
6007-PLN-AGE-40-52-4140-R03	Arrangment plan view	Drawing	2	Vendor	GEN-2	Approval	Drawing	4/18/2013
6007-PLN-AGE-40-52-4141-R03	Mat bottom reinforcement	Drawing	2	Vendor	GEN-2	Approval	Drawing	4/18/2013
6007-PLN-AGE-40-52-4142-R03	Mat top reinforcement	Drawing	2	Vendor	GEN-2	Approval	Drawing	4/18/2013
6007-PLN-AGE-40-52-4143-R01	Extra top reinforcement	Drawing	0	Vendor	GEN-2	Approval	Drawing	4/18/2013
6007-PLN-AGE-40-52-4144-R01	Extra bottom reinforcement	Drawing	0	Vendor	GEN-2	Approval	Drawing	4/18/2013
6007-PLN-AGE-40-52-4145-R01	Mat reinforcement details	Drawing	0	Vendor	GEN-2	Approval	Drawing	4/18/2013
6007-PLN-AGE-40-52-4150-R01	Drainage	Drawing	0	Vendor	GEN-2	Approval	Drawing	4/18/2013
6007-PLN-AGE-40-52-4160-R01	Pier and rack support anchor layout	Drawing	0	Vendor	GEN-2	Approval	Drawing	4/18/2013
6007-PLN-AGE-40-52-4161-R01	Pier and rack support anchor details	Drawing	0	Vendor	GEN-2	Approval	Drawing	4/18/2013
6007-PLN-AGE-40-52-4162-R01	Anchor bolts. Assemblies and details	Drawing	0	Vendor	GEN-2	Approval	Drawing	4/18/2013
6007-PLN-AGE-40-52-4163-R01	Skid and bench support layout	Drawing	0	Vendor	GEN-2	Approval	Drawing	4/18/2013
6007-PLN-AGE-40-52-4164-R01	Skid support details	Drawing	0	Vendor	GEN-2	Approval	Drawing	4/18/2013
6007-PLN-AGE-40-52-4173-R01	Skid support layout	Drawing	0	Vendor	GEN-2	Approval	Drawing	4/18/2013
6007-CAL-AGE-40-52-4000-R03	WTP foundation calc report	Calculation	2	Vendor	GEN-2	Approval	calculation	4/18/2013
6007-PLN-AGE-40-52-8100-R03	Cover sheet	Drawing	2	Vendor	GEN-2	Approval	Drawing	4/18/2013
6007-PLN-AGE-40-52-8120-R03	General notes	Drawing	2	Vendor	GEN-2	Approval	Drawing	4/18/2013
6007-PLN-AGE-40-52-8140-R03	Arrangment plan view	Drawing	2	Vendor	GEN-2	Approval	Drawing	4/18/2013
6007-PLN-AGE-40-52-8141-R03	Mat bottom reinforcement	Drawing	2	Vendor	GEN-2	Approval	Drawing	4/18/2013
6007-PLN-AGE-40-52-8142-R03	Mat top reinforcement	Drawing	2	Vendor	GEN-2	Approval	Drawing	4/18/2013
6007-PLN-AGE-40-52-8143-R01	Extra top reinforcement	Drawing	0	Vendor	GEN-2	Approval	Drawing	4/18/2013
6007-PLN-AGE-40-52-8144-R01	Extra bottom reinforcement	Drawing	0	Vendor	GEN-2	Approval	Drawing	4/18/2013
6007-PLN-AGE-40-52-8145-R01	Mat reinforcement details	Drawing	0	Vendor	GEN-2	Approval	Drawing	4/18/2013
6007-PLN-AGE-40-52-8150-R01	Drainage	Drawing	0	Vendor	GEN-2	Approval	Drawing	4/18/2013
6007-PLN-AGE-40-52-8160-R01	Pier and rack support anchor layout	Drawing	0	Vendor	GEN-2	Approval	Drawing	4/18/2013
6007-PLN-AGE-40-52-8161-R01	Pier and rack support anchor details	Drawing	0	Vendor	GEN-2	Approval	Drawing	4/18/2013
6007-PLN-AGE-40-52-8162-R01	Anchor bolts. Assemblies and details	Drawing	0	Vendor	GEN-2	Approval	Drawing	4/18/2013
6007-PLN-AGE-40-52-8163-R01	Skid and bench support layout	Drawing	0	Vendor	GEN-2	Approval	Drawing	4/18/2013
6007-PLN-AGE-40-52-8164-R01	Skid support details	Drawing	0	Vendor	GEN-2	Approval	Drawing	4/18/2013
6007-PLN-AGE-40-52-8173-R01	Skid support layout	Drawing	0	Vendor	GEN-2	Approval	Drawing	4/18/2013
6007-CAL-AGE-40-52-8000-R03	WTP foundation calc report	Calculation	2	Vendor	GEN-2	Approval	calculation	4/18/2013
6007-PLN-AGE-67-33-9803	Grounding in beta central plant	Drawing	na	Vendor	GEN-2	Approval	Drawing	4/18/2013
6007-CAL-AGE-57-52-3550-R01	Calculation Report	Calculation	1	Vendor	GEN-2	Approval	calculation	4/18/2013
6007-PLN-AGE-57-52-3550-R02	Cover sheet	Drawing	2	Vendor	GEN-2	Approval	Drawing	4/18/2013
6007-PLN-AGE-57-52-3551-R02	General notes	Drawing	2	Vendor	GEN-2	Approval	Drawing	4/18/2013
6007-PLN-AGE-57-52-3552-R02	Plan View and Detils	Drawing	2	Vendor	GEN-2	Approval	Drawing	4/18/2013
6007-CAL-AGE-57-52-7550-R01	Calculation Report	Calculation	1	Vendor	GEN-2	Approval	calculation	4/18/2013
6007-PLN-AGE-57-52-7550-R02	Cover sheet	Drawing	2	Vendor	GEN-2	Approval	Drawing	4/18/2013
6007-PLN-AGE-57-52-7551-R02	General notes	Drawing	2	Vendor	GEN-2	Approval	Drawing	4/18/2013
6007-PLN-AGE-57-52-7552-R02	Plan View and Detils	Drawing	2	Vendor	GEN-2	Approval	Drawing	4/18/2013
6007-PLN-AGE-25-54-4500-R04	Cover sheet	Drawing	4	Vendor	GEN-2	Approval	Drawing	4/22/2013
6007-PLN-AGE-25-54-4501-R04	General notes	Drawing	4	Vendor	GEN-2	Approval	Drawing	4/22/2013
6007-PLN-AGE-25-54-4502-R05	Elevation I	Drawing	5	Vendor	GEN-2	Approval	Drawing	4/22/2013
6007-PLN-AGE-25-54-4503-R05	Elevation III	Drawing	5	Vendor	GEN-2	Approval	Drawing	4/22/2013
6007-PLN-AGE-25-54-4504-R05	Elevation III	Drawing	5	Vendor	GEN-2	Approval	Drawing	4/22/2013
6007-PLN-AGE-25-54-4505-R05	BCP and BT connections	Drawing	5	Vendor	GEN-2	Approval	Drawing	4/22/2013
6007-PLN-AGE-25-54-4506-R05	CH and CR connections	Drawing	5	Vendor	GEN-2	Approval	Drawing	4/22/2013
6007-PLN-AGE-25-54-4507-R05	JT and JB connections	Drawing	5	Vendor	GEN-2	Approval	Drawing	4/22/2013
6007-PLN-AGE-25-54-4508-R04	Plan el 2073 and 2078	Drawing	4	Vendor	GEN-2	Approval	Drawing	4/22/2013

6007-PLN-AGE-25-54-4509-R04	Plan el 2086 and 2091	Drawing	4	Vendor	GEN-2	Approval	Drawing	4/22/2013
6007-PLN-AGE-25-54-4510-R04	Plan el 2098	Drawing	4	Vendor	GEN-2	Approval	Drawing	4/22/2013
6007-PLN-AGE-25-54-4511-R04	Plan el 2114	Drawing	4	Vendor	GEN-2	Approval	Drawing	4/22/2013
6007-PLN-AGE-25-54-4512-R04	Plan el 2123 and 2150	Drawing	4	Vendor	GEN-2	Approval	Drawing	4/22/2013
6007-PLN-AGE-25-54-4513-R04	GP connections	Drawing	4	Vendor	GEN-2	Approval	Drawing	4/22/2013
6007-PLN-AGE-25-54-4514-R04	IBP, GF and GE connections	Drawing	4	Vendor	GEN-2	Approval	Drawing	4/22/2013
6007-PLN-AGE-25-54-4515-R04	BCF connections	Drawing	4	Vendor	GEN-2	Approval	Drawing	4/22/2013
6007-PLN-AGE-25-54-4516-R04	Columns splices I	Drawing	4	Vendor	GEN-2	Approval	Drawing	4/22/2013
6007-PLN-AGE-25-54-4517-R04	Columns splices II	Drawing	4	Vendor	GEN-2	Approval	Drawing	4/22/2013
6007-PLN-AGE-25-54-4518-R04	Columns splices III	Drawing	4	Vendor	GEN-2	Approval	Drawing	4/22/2013
6007-CAL-AGE-25-51-4004-R05	Calculation report	Calculation	5	Vendor	GEN-2	Approval	calculation	4/22/2013
6007-PLN-AGE-25-54-8500-R03	Cover sheet	Drawing	3	Vendor	GEN-2	Approval	Drawing	4/22/2013
6007-PLN-AGE-25-54-8501-R03	General notes	Drawing	3	Vendor	GEN-2	Approval	Drawing	4/22/2013
6007-PLN-AGE-25-54-8502-R04	Elevation I	Drawing	4	Vendor	GEN-2	Approval	Drawing	4/22/2013
6007-PLN-AGE-25-54-8503-R04	Elevation III	Drawing	4	Vendor	GEN-2	Approval	Drawing	4/22/2013
6007-PLN-AGE-25-54-8504-R04	Elevation III	Drawing	4	Vendor	GEN-2	Approval	Drawing	4/22/2013
6007-PLN-AGE-25-54-8505-R04	BCP and BT connections	Drawing	4	Vendor	GEN-2	Approval	Drawing	4/22/2013
6007-PLN-AGE-25-54-8506-R04	CH and CR connections	Drawing	4	Vendor	GEN-2	Approval	Drawing	4/22/2013
6007-PLN-AGE-25-54-8507-R04	JT and JB connections	Drawing	4	Vendor	GEN-2	Approval	Drawing	4/22/2013
6007-PLN-AGE-25-54-8508-R03	Plan el 2081 and 2064	Drawing	3	Vendor	GEN-2	Approval	Drawing	4/22/2013
6007-PLN-AGE-25-54-8509-R03	Plan el 2094 and 2099	Drawing	3	Vendor	GEN-2	Approval	Drawing	4/22/2013
6007-PLN-AGE-25-54-8510-R03	Plan el 2106	Drawing	3	Vendor	GEN-2	Approval	Drawing	4/22/2013
6007-PLN-AGE-25-54-8511-R03	Plan el 2122	Drawing	3	Vendor	GEN-2	Approval	Drawing	4/22/2013
6007-PLN-AGE-25-54-8512-R03	Plan el 2131 and 2158	Drawing	3	Vendor	GEN-2	Approval	Drawing	4/22/2013
6007-PLN-AGE-25-54-8513-R03	GP connections	Drawing	3	Vendor	GEN-2	Approval	Drawing	4/22/2013
6007-PLN-AGE-25-54-8514-R03	IBP, GF and GE connections	Drawing	3	Vendor	GEN-2	Approval	Drawing	4/22/2013
6007-PLN-AGE-25-54-8515-R03	BCF connections	Drawing	3	Vendor	GEN-2	Approval	Drawing	4/22/2013
6007-PLN-AGE-25-54-8516-R03	Columns splices I	Drawing	3	Vendor	GEN-2	Approval	Drawing	4/22/2013
6007-PLN-AGE-25-54-8517-R03	Columns splices III	Drawing	3	Vendor	GEN-2	Approval	Drawing	4/22/2013
6007-PLN-AGE-25-54-8518-R03	Columns splices III	Drawing	3	Vendor	GEN-2	Approval	Drawing	4/22/2013
6007-CAL-AGE-25-51-8004-R05	Calculation report	Calculation	5	Vendor	GEN-2	Approval	calculation	4/22/2013
6007-inf-AGE-68-60-2001	Stress Analysis Report-Solar Field-East Inlet Alpha	Analysis	3	Vendor	GEN-2	Approval	Report	4/25/2013
6007-inf-AGE-68-60-2002	Stress Analysis Report-Solar Field-East Return Alpha	Analysis	3	Vendor	GEN-2	Approval	Report	4/25/2013
6007-inf-AGE-68-60-6005	Stress Analysis Report Header HTF- Beta North Solar Field Inlet	Analysis	3	Vendor	GEN-2	Approval	Report	4/25/2013
6007-inf-AGE-68-60-6006	Stress Analysis Report Header HTF- Beta North Solar Field Return	Analysis	3	Vendor	GEN-2	Approval	Report	4/25/2013
6007-inf-AGE-68-60-6001	Stress Analysis Report Header HTF- Beta Plant – East SF Inlet	Analysis	4	Vendor	GEN-2	Approval	Report	4/25/2013
6007-inf-AGE-68-60-6002	Stress Analysis Report Header HTF- Beta Plant – East SF Return	Analysis	3	Vendor	GEN-2	Approval	Report	4/25/2013
6007-PLN-AGE-57-61-2002_SH01	Pipe Layout Drawing SF Alpha East	Drawing	2	Vendor	GEN-2	Approval	Drawing	4/25/2013
6007-PLN-AGE-57-61-2002_SH02	Pipe Layout Drawing SF Alpha East	Drawing	2	Vendor	GEN-2	Approval	Drawing	4/25/2013
6007-PLN-AGE-57-61-2002_SH03	Pipe Layout Drawing SF Alpha East	Drawing	2	Vendor	GEN-2	Approval	Drawing	4/25/2013
6007-PLN-AGE-57-61-2002_SH04	Pipe Layout Drawing SF Alpha East	Drawing	2	Vendor	GEN-2	Approval	Drawing	4/25/2013
6007-PLN-AGE-57-61-2002_SH05	Pipe Layout Drawing SF Alpha East	Drawing	2	Vendor	GEN-2	Approval	Drawing	4/25/2013
6007-PLN-AGE-57-61-2002_SH06	Pipe Layout Drawing SF Alpha East	Drawing	2	Vendor	GEN-2	Approval	Drawing	4/25/2013
6007-PLN-AGE-57-61-2002_SH07	Pipe Layout Drawing SF Alpha East	Drawing	2	Vendor	GEN-2	Approval	Drawing	4/25/2013
6007-PLN-AGE-57-61-2002_SH08	Pipe Layout Drawing SF Alpha East	Drawing	2	Vendor	GEN-2	Approval	Drawing	4/25/2013
6007-PLN-AGE-57-61-2002_SH09	Pipe Layout Drawing SF Alpha East	Drawing	2	Vendor	GEN-2	Approval	Drawing	4/25/2013
6007-PLN-AGE-57-61-2002_SH10	Pipe Layout Drawing SF Alpha East	Drawing	2	Vendor	GEN-2	Approval	Drawing	4/25/2013
6007-PLN-AGE-57-61-2002_SH11	Pipe Layout Drawing SF Alpha East	Drawing	2	Vendor	GEN-2	Approval	Drawing	4/25/2013
6007-PLN-AGE-57-61-2002_SH12	Pipe Layout Drawing SF Alpha East	Drawing	2	Vendor	GEN-2	Approval	Drawing	4/25/2013
6007-PLN-AGE-57-61-2002_SH13	Pipe Layout Drawing SF Alpha East	Drawing	2	Vendor	GEN-2	Approval	Drawing	4/25/2013
6007-PLN-AGE-57-61-2002_SH14	Pipe Layout Drawing SF Alpha East	Drawing	2	Vendor	GEN-2	Approval	Drawing	4/25/2013
6007-PLN-AGE-57-61-2002_SH15	Pipe Layout Drawing SF Alpha East	Drawing	2	Vendor	GEN-2	Approval	Drawing	4/25/2013
6007-PLN-AGE-57-61-2002_SH16	Pipe Layout Drawing SF Alpha East	Drawing	2	Vendor	GEN-2	Approval	Drawing	4/25/2013
6007-PLN-AGE-57-61-2002_SH17	Pipe Layout Drawing SF Alpha East	Drawing	2	Vendor	GEN-2	Approval	Drawing	4/25/2013
6007-PLN-AGE-57-61-2002_SH18	Pipe Layout Drawing SF Alpha East	Drawing	2	Vendor	GEN-2	Approval	Drawing	4/25/2013
6007-PLN-AGE-57-61-2002_SH19	Pipe Layout Drawing SF Alpha East	Drawing	2	Vendor	GEN-2	Approval	Drawing	4/25/2013
6007-PLN-AGE-57-61-2002_SH20	Pipe Layout Drawing SF Alpha East	Drawing	2	Vendor	GEN-2	Approval	Drawing	4/25/2013
6007-PLN-AGE-57-61-2002_SH21	Pipe Layout Drawing SF Alpha East	Drawing	2	Vendor	GEN-2	Approval	Drawing	4/25/2013
6007-PLN-AGE-57-61-2002_SH22	Pipe Layout Drawing SF Alpha East	Drawing	2	Vendor	GEN-2	Approval	Drawing	4/25/2013
6007-PLN-AGE-57-61-2002_SH23	Pipe Layout Drawing SF Alpha East	Drawing	2	Vendor	GEN-2	Approval	Drawing	4/25/2013
6007-PLN-AGE-57-61-2002_SH24	Pipe Layout Drawing SF Alpha East	Drawing	2	Vendor	GEN-2	Approval	Drawing	4/25/2013
6007-PLN-AGE-57-61-2002_SH25	Pipe Layout Drawing SF Alpha East	Drawing	2	Vendor	GEN-2	Approval	Drawing	4/25/2013
6007-PLN-AGE-57-61-2002_SH26	Pipe Layout Drawing SF Alpha East	Drawing	2	Vendor	GEN-2	Approval	Drawing	4/25/2013
6007-PLN-AGE-57-61-2002_SH27	Pipe Layout Drawing SF Alpha East	Drawing	2	Vendor	GEN-2	Approval	Drawing	4/25/2013
6007-PLN-AGE-57-61-2002_SH28	Pipe Layout Drawing SF Alpha East	Drawing	2	Vendor	GEN-2	Approval	Drawing	4/25/2013
6007-PLN-AGE-57-61-2002_SH29	Pipe Layout Drawing SF Alpha East	Drawing	2	Vendor	GEN-2	Approval	Drawing	4/25/2013
6007-PLN-AGE-57-61-2002_SH30	Pipe Layout Drawing SF Alpha East	Drawing	2	Vendor	GEN-2	Approval	Drawing	4/25/2013
6007-PLN-AGE-57-61-2002_SH31	Pipe Layout Drawing SF Alpha East	Drawing	2	Vendor	GEN-2	Approval	Drawing	4/25/2013
6007-PLN-AGE-57-61-2002_SH32	Pipe Layout Drawing SF Alpha East	Drawing	2	Vendor	GEN-2	Approval	Drawing	4/25/2013
6007-PLN-AGE-57-61-2002_SH33	Pipe Layout Drawing SF Alpha East	Drawing	2	Vendor	GEN-2	Approval	Drawing	4/25/2013
6007-PLN-AGE-57-61-2002_SH34	Pipe Layout Drawing SF Alpha East	Drawing	2	Vendor	GEN-2	Approval	Drawing	4/25/2013
6007-PLN-AGE-57-61-2002_SH35	Pipe Layout Drawing SF Alpha East	Drawing	2	Vendor	GEN-2	Approval	Drawing	4/25/2013
6007-PLN-AGE-57-61-2002_SH36	Pipe Layout Drawing SF Alpha East	Drawing	2	Vendor	GEN-2	Approval	Drawing	4/25/2013
6007-PLN-AGE-57-61-2002_SH37	Pipe Layout Drawing SF Alpha East	Drawing	2	Vendor	GEN-2	Approval	Drawing	4/25/2013
6007-PLN-AGE-57-61-2002_SH38	Pipe Layout Drawing SF Alpha East	Drawing	2	Vendor	GEN-2	Approval	Drawing	4/25/2013
6007-PLN-AGE-57-61-2002_SH39	Pipe Layout Drawing SF Alpha East	Drawing	2	Vendor	GEN-2	Approval	Drawing	4/25/2013
6007-PLN-AGE-57-61-2002_SH40	Pipe Layout Drawing SF Alpha East	Drawing	2	Vendor	GEN-2	Approval	Drawing	4/25/2013
6007-PLN-AGE-57-61-2002_SH41	Pipe Layout Drawing SF Alpha East	Drawing	2	Vendor	GEN-2	Approval	Drawing	4/25/2013
6007-PLN-AGE-57-61-2002_SH42	Pipe Layout Drawing SF Alpha East	Drawing	2	Vendor	GEN-2	Approval	Drawing	4/25/2013
6007-PLN-AGE-57-61-2002_SH43	Pipe Layout Drawing SF Alpha East	Drawing	2	Vendor	GEN-2	Approval	Drawing	4/25/2013
6007-PLN-AGE-57-61-2002_SH44	Pipe Layout Drawing SF Alpha East	Drawing	2	Vendor	GEN-2	Approval	Drawing	4/25/2013
6007-PLN-AGE-57-61-2002_SH45	Pipe Layout Drawing SF Alpha East	Drawing	2	Vendor	GEN-2	Approval	Drawing	4/25/2013
6007-PLN-AGE-57-61-2002_SH46	Pipe Layout Drawing SF Alpha East	Drawing	2	Vendor	GEN-2	Approval	Drawing	4/25/2013
6007-PLN-AGE-57-61-2002_SH47	Pipe Layout Drawing SF Alpha East	Drawing	2	Vendor	GEN-2	Approval	Drawing	4/25/2013
6007-PLN-AGE-57-61-2002_SH48	Pipe Layout Drawing SF Alpha East	Drawing	2	Vendor	GEN-2	Approval	Drawing	4/25/2013
6007-PLN-AGE-57-61-2002_SH49	Pipe Layout Drawing SF Alpha East	Drawing	2	Vendor	GEN-2	Approval	Drawing	4/25/2013
6007-PLN-AGE-57-61-2002_SH50	Pipe Layout Drawing SF Alpha East	Drawing	2	Vendor	GEN-2	Approval	Drawing	4/25/2013
6007-PLN-AGE-57-61-2002_SH51	Pipe Layout Drawing SF Alpha East	Drawing	2	Vendor	GEN-2	Approval	Drawing	4/25/2013
6007-PLN-AGE-57-61-2002_SH52	Pipe Layout Drawing SF Alpha East	Drawing	2	Vendor	GEN-2	Approval	Drawing	4/25/2013
6007-PLN-AGE-57-61-2002_SH53	Pipe Layout Drawing SF Alpha East	Drawing	2	Vendor	GEN-2	Approval	Drawing	4/25/2013
6007-PLN-AGE-57-61-2002_SH54	Pipe Layout Drawing SF Alpha East	Drawing	2	Vendor	GEN-2	Approval	Drawing	4/25/2013
6007-PLN-AGE-57-61-2002_SH55	Pipe Layout Drawing SF Alpha East	Drawing	2	Vendor	GEN-2	Approval	Drawing	4/25/2013
6007-PLN-AGE-57-61-2002_SH56	Pipe Layout Drawing SF Alpha East	Drawing	2	Vendor	GEN-2	Approval	Drawing	4/25/2013
6007-PLN-AGE-57-61-2002_SH57	Pipe Layout Drawing SF Alpha East	Drawing	2	Vendor	GEN-2	Approval	Drawing	4/25/2013
6007-PLN-AGE-57-61-2002_SH58	Pipe Layout Drawing SF Alpha East	Drawing	2	Vendor	GEN-2	Approval	Drawing	4/25/2013
6007-PLN-AGE-57-61-2002_SH59	Pipe Layout Drawing SF Alpha East	Drawing	2	Vendor	GEN-2	Approval	Drawing	4/25/2013
6007-PLN-AGE-57-61-2002_SH60	Pipe Layout Drawing SF Alpha East	Drawing	2	Vendor	GEN-2	Approval	Drawing	4/25/2013
6007-PLN-AGE-57-61-2002_SH61	Pipe Layout Drawing SF Alpha East	Drawing	2	Vendor	GEN-2	Approval	Drawing	4/25/2013
6007-PLN-AGE-57-61-2002_SH62	Pipe Layout Drawing SF Alpha East	Drawing	2	Vendor	GEN-2	Approval	Drawing	4/25/2013
6007-PLN-AGE-57-61-2002_SH63	Pipe Layout Drawing SF Alpha East	Drawing	2	Vendor	GEN-2	Approval	Drawing	4/25/2013
6007-PLN-AGE-57-61-2002_SH64	Pipe Layout Drawing SF Alpha East	Drawing	2	Vendor	GEN-2	Approval	Drawing	4/25/2013
6007-PLN-AGE-57-61-2002_SH65	Pipe Layout Drawing SF Alpha East	Drawing	2	Vendor	GEN-2	Approval	Drawing	4/25/2013
6007-PLN-AGE-57-61-2002_SH66	Pipe Layout Drawing SF Alpha East	Drawing	2	Vendor	GEN-2	Approval	Drawing	4/25/2013
6007-PLN-AGE-57-61-2002_SH67	Pipe Layout Drawing SF Alpha East	Drawing	2	Vendor	GEN-2	Approval	Drawing	4/25/2013
6007-PLN-AGE-57-61-2002_SH68	Pipe Layout Drawing SF Alpha East	Drawing	2	Vendor	GEN-2	Approval	Drawing	4/25/2013
6007-PLN-AGE-57-61-2002_SH69	Pipe Layout Drawing SF Alpha East	Drawing	2	Vendor	GEN-2	Approval	Drawing	4/25/2013
6007-PLN-AGE-57-61-2002_SH70	Pipe Layout Drawing SF Alpha East	Drawing	2	Vendor	GEN-2	Approval	Drawing	4/25/2013
6007_PLN_AGE_57_61_6001_SH01	Pipe Layout Drawing SF Beta North	Drawing	1	Vendor	GEN-2	Approval	Drawing	4/25/2013
6007_PLN_AGE_57_61_6001_SH02	Piping Plan North Area Index	Drawing	1	Vendor	GEN-2	Approval	Drawing	4/25/2013
6007_PLN_AGE_57_61_6001_SH03	Pipe Layout Drawing SF Beta North	Drawing	1	Vendor	GEN-2	Approval	Drawing	4/25/2013
6007_PLN_AGE_57_61_6001_SH04	Pipe Layout Drawing SF Beta North	Drawing	1	Vendor	GEN-2	Approval	Drawing	4/25/2013
6007_PLN_AGE_57_61_6001_SH05	Pipe Layout Drawing SF Beta North	Drawing	1	Vendor	GEN-2	Approval	Drawing	4/25/2013
6007_PLN_AGE_57_61_6001_SH06	Pipe Layout Drawing SF Beta North	Drawing	1	Vendor	GEN-2	Approval	Drawing	4/25/2013
6007_PLN_AGE_57_61_6001_SH07	Pipe Layout Drawing SF Beta North	Drawing	1	Vendor	GEN-2	Approval	Drawing	4/25/2013
6007_PLN_AGE_57_61_6001_SH08	Pipe Layout Drawing SF Beta North	Drawing	1	Vendor	GEN-2	Approval	Drawing	4/25/2013
6007_PLN_AGE_57_61_6001_SH09	Pipe Layout Drawing SF Beta North	Drawing	1	Vendor	GEN-2	Approval	Drawing	4/25/2013
6007_PLN_AGE_57_61_6001_SH10	Pipe Layout Drawing SF Beta North	Drawing	1	Vendor	GEN-2	Approval	Drawing	4/25/2013
6007_PLN_AGE_57_61_6001_SH11	Pipe Layout Drawing SF Beta North	Drawing	1	Vendor	GEN-2	Approval	Drawing	4/25/2013
6007_PLN_AGE_57_61_6001_SH12	Pipe Layout Drawing SF Beta North	Drawing	1	Vendor	GEN-2	Approval	Drawing	4/25/2013
6007_PLN_AGE_57_61_6001_SH13	Pipe Layout Drawing SF Beta North	Drawing	1	Vendor	GEN-2	Approval	Drawing	4/25/2013
6007_PLN_AGE_57_61_6001_SH14	Pipe Layout Drawing SF Beta North	Drawing	1	Vendor	GEN-2	Approval	Drawing	4/25/2013
6007_PLN_AGE_57_61_6001_SH15	Pipe Layout Drawing SF Beta North	Drawing	1	Vendor	GEN-2	Approval	Drawing	4/25/2013
6007_PLN_AGE_57_61_6001_SH16	Pipe Layout Drawing SF Beta North	Drawing	1	Vendor	GEN-2	Approval	Drawing	4/25/2013
6007_PLN_AGE_57_61_6001_SH17	Pipe Layout Drawing SF Beta North	Drawing	1	Vendor	GEN-2	Approval	Drawing	4/25/2013
6007_PLN_AGE_57_61_6001_SH18 -	Pipe Layout Drawing SF Beta North	Drawing	1	Vendor	GEN-2	Approval	Drawing	4/25/2013
6007_PLN_AGE_57_61_6001_SH19	Pipe Layout Drawing SF Beta North	Drawing	1	Vendor	GEN-2	Approval	Drawing	4/25/2013
6007_PLN_AGE_57_61_6001_SH20	Pipe Layout Drawing SF Beta North	Drawing	1	Vendor	GEN-2	Approval	Drawing	4/25/2013
6007_PLN_AGE_57_61_6001_SH21	Pipe Layout Drawing SF Beta North	Drawing	1	Vendor	GEN-2	Approval	Drawing	4/25/2013
6007_PLN_AGE_57_61_6001_SH22	Pipe Layout Drawing SF Beta North	Drawing	1	Vendor	GEN-2	Approval	Drawing	4/25/2013
6007_PLN_AGE_57_61_6001_SH23	Pipe Layout Drawing SF Beta North	Drawing	1	Vendor	GEN-2	Approval	Drawing	4/25/2013
6007_PLN_AGE_57_61_6001_SH24	Pipe Layout Drawing SF Beta North	Drawing	1	Vendor	GEN-2	Approval	Drawing	4/25/2013
6007_PLN_AGE_57_61_6001_SH25	Pipe Layout Drawing SF Beta North	Drawing	1	Vendor	GEN-2	Approval	Drawing	4/25/2013
6007_PLN_AGE_57_61_6001_SH26	Pipe Layout Drawing SF Beta North	Drawing	1	Vendor	GEN-2	Approval	Drawing	4/25/2013
6007_PLN_AGE_57_61_6001_SH27	Pipe Layout Drawing SF Beta North	Drawing	1	Vendor	GEN-2	Approval	Drawing	4/25/2013
6007_PLN_AGE_57_61_6001_SH28	Pipe Layout Drawing SF Beta North	Drawing	1	Vendor	GEN-2	Approval	Drawing	4/25/2013
6007_PLN_AGE_57_61_6001_SH29	Pipe Layout Drawing SF Beta North	Drawing	1	Vendor	GEN-2	Approval	Drawing	4/25/2013
6007_PLN_AGE_57_61_6001_SH30	Pipe Layout Drawing SF Beta North	Drawing	1	Vendor	GEN-2	Approval	Drawing	4/25/2013
6007_PLN_AGE_57_61_6001_SH31	Pipe Layout Drawing SF Beta North	Drawing	1	Vendor	GEN-2	Approval	Drawing	4/25/2013
6007_PLN_AGE_57_61_6001_SH32	Pipe Layout Drawing SF Beta North	Drawing	1	Vendor	GEN-2	Approval	Drawing	4/25/2013
6007_PLN_AGE_57_61_6001_SH33	Pipe Layout Drawing SF Beta North	Drawing	1	Vendor	GEN-2	Approval	Drawing	4/25/2013
6007_PLN_AGE_57_61_6001_SH34	Pipe Layout Drawing SF Beta North	Drawing	1	Vendor	GEN-2	Approval	Drawing	4/25/2013
6007_PLN_AGE_57_61_6001_SH35	Pipe Layout Drawing SF Beta North	Drawing	1	Vendor	GEN-2	Approval	Drawing	4/25/2013
6007_PLN_AGE_57_61_6001_SH36	Pipe Layout Drawing SF Beta North	Drawing	1	Vendor	GEN-2	Approval	Drawing	4/25/2013
6007_PLN_AGE_57_61_6001_SH37	Pipe Layout Drawing SF Beta North	Drawing	1	Vendor	GEN-2	Approval	Drawing	4/25/2013
6007_PLN_AGE_57_61_6001_SH38	Pipe Layout Drawing SF Beta North	Drawing	1	Vendor	GEN-2	Approval	Drawing	4/25/2013
6007_PLN_AGE_57_61_6001_SH39	Pipe Layout Drawing SF Beta North	Drawing	1	Vendor	GEN-2	Approval	Drawing	4/25/2013
6007_PLN_AGE_57_61_6001_SH40	Pipe Layout Drawing SF Beta North	Drawing	1	Vendor	GEN-2	Approval	Drawing	4/25/2013
6007_PLN_AGE_57_61_6001_SH41	Pipe Layout Drawing SF Beta North	Drawing	1	Vendor	GEN-2	Approval	Drawing	4/25/2013
6007_PLN_AGE_57_61_6001_SH42	Pipe Layout Drawing SF Beta North	Drawing	1	Vendor	GEN-2	Approval	Drawing	4/25/2013
6007_PLN_AGE_57_61_6001_SH43	Pipe Layout Drawing SF Beta North	Drawing	1	Vendor	GEN-2	Approval	Drawing	4/25/2013
6007_PLN_AGE_57_61_6001_SH44	Pipe Layout Drawing SF Beta North	Drawing	1	Vendor	GEN-2	Approval	Drawing	4/25/2013
6007_PLN_AGE_57_61_6001_SH45	Pipe Layout Drawing SF Beta North	Drawing	1	Vendor	GEN-2	Approval	Drawing	4/25/2013
6007_PLN_AGE_57_61_6001_SH46	Pipe Layout Drawing SF Beta North	Drawing	1	Vendor	GEN-2	Approval	Drawing	4/25/2013
6007_PLN_AGE_57_61_6001_SH47	Pipe Layout Drawing SF Beta North	Drawing	1	Vendor	GEN-2	Approval	Drawing	4/25/2013
6007_PLN_AGE_57_61_6001_SH48	Pipe Layout Drawing SF Beta North	Drawing	1	Vendor	GEN-2	Approval	Drawing	4/25/2013
6007_PLN_AGE_57_61_6001_SH49	Pipe Layout Drawing SF Beta North	Drawing	1	Vendor	GEN-2	Approval	Drawing	4/25/2013
6007_PLN_AGE_57_61_6001_SH50	Pipe Layout Drawing SF Beta North	Drawing	1	Vendor	GEN-2	Approval	Drawing	4/25/2013
6007_PLN_AGE_57_61_6001_SH51	Pipe Layout Drawing SF Beta North	Drawing	1	Vendor	GEN-2	Approval	Drawing	4/25/2013

6007_PLN_AGE_57_61_6001_SH52	Pipe Layout Drawing SF Beta North	Drawing	1	Vendor	GEN-2	Approval	Drawing	4/25/2013
6007_PLN_AGE_57_61_6001_SH53	Pipe Layout Drawing SF Beta North	Drawing	1	Vendor	GEN-2	Approval	Drawing	4/25/2013
6007_PLN_AGE_57_61_6001_SH54	Pipe Layout Drawing SF Beta North	Drawing	1	Vendor	GEN-2	Approval	Drawing	4/25/2013
6007_PLN_AGE_57_61_6001_SH55	Pipe Layout Drawing SF Beta North	Drawing	1	Vendor	GEN-2	Approval	Drawing	4/25/2013
6007_PLN_AGE_57_61_6001_SH56	Pipe Layout Drawing SF Beta North	Drawing	1	Vendor	GEN-2	Approval	Drawing	4/25/2013
6007_PLN_AGE_57_61_6001_SH57	Pipe Layout Drawing SF Beta North	Drawing	1	Vendor	GEN-2	Approval	Drawing	4/25/2013
6007_PLN_AGE_57_61_6001_SH58	Pipe Layout Drawing SF Beta North	Drawing	1	Vendor	GEN-2	Approval	Drawing	4/25/2013
6007_PLN_AGE_57_61_6001_SH59	Pipe Layout Drawing SF Beta North	Drawing	1	Vendor	GEN-2	Approval	Drawing	4/25/2013
6007_PLN_AGE_57_61_6001_SH60	Pipe Layout Drawing SF Beta North	Drawing	1	Vendor	GEN-2	Approval	Drawing	4/25/2013
6007_PLN_AGE_57_61_6001_SH61	Pipe Layout Drawing SF Beta North	Drawing	1	Vendor	GEN-2	Approval	Drawing	4/25/2013
6007_PLN_AGE_57_61_6001_SH62	Pipe Layout Drawing SF Beta North	Drawing	1	Vendor	GEN-2	Approval	Drawing	4/25/2013
6007_PLN_AGE_57_61_6001_SH63	Pipe Layout Drawing SF Beta North	Drawing	1	Vendor	GEN-2	Approval	Drawing	4/25/2013
6007_PLN_AGE_57_61_6001_SH64	Pipe Layout Drawing SF Beta North	Drawing	1	Vendor	GEN-2	Approval	Drawing	4/25/2013
6007_PLN_AGE_57_61_6001_SH65	Pipe Layout Drawing SF Beta North	Drawing	1	Vendor	GEN-2	Approval	Drawing	4/25/2013
6007_PLN_AGE_57_61_6001_SH66	Pipe Layout Drawing SF Beta North	Drawing	1	Vendor	GEN-2	Approval	Drawing	4/25/2013
6007_PLN_AGE_57_61_6001_SH67	Pipe Layout Drawing SF Beta North	Drawing	1	Vendor	GEN-2	Approval	Drawing	4/25/2013
6007-PLN-FWE-21-52-0102	PIPE SUPPORTS DETAILS BASE PLATES AND ANCHOR RODS	Drawing	3	Vendor	GEN-2	Approval	Drawing	4/26/2013
6007-PLN-FWE-21-54-0401	TYPICAL PIPE HANDRAIL, STAIRWAY AND GRATING DETAILS	Drawing	1	Vendor	GEN-2	Approval	Drawing	4/26/2013
6007-PLN-FWE-21-54-0402	TYPICAL PIPE HANDRAIL, STAIRWAY AND GRATING DETAILS	Drawing	1	Vendor	GEN-2	Approval	Drawing	4/26/2013
6007-PLN-FWE-21-54-0403	TYPICAL DETAILS	Drawing	1	Vendor	GEN-2	Approval	Drawing	4/26/2013
6007-PLN-FWE-21-52-0002	Structural Base Loads	Drawing	3	Vendor	GEN-2	Approval	Drawing	4/26/2013
6007-PLN-FWE-21-52-0003	Base Loads Table. Main & Auxiliary Platforms	Drawing	2	Vendor	GEN-2	Approval	Drawing	4/26/2013
6007-PLN-FWE-21-52-0004	Base Loads Table. Piping Supports	Drawing	2	Vendor	GEN-2	Approval	Drawing	4/26/2013
6007-PLN-FWE-21-52-0201	Equipments Base Loads Details	Drawing	4	Vendor	GEN-2	Approval	Drawing	4/26/2013
6007-PLN-FWE-21-52-0202	Structural Base Loads Details	Drawing	4	Vendor	GEN-2	Approval	Drawing	4/26/2013
6007-PLN-FWE-21-52-0211	Equipment Base Plate Details	Drawing	2	Vendor	GEN-2	Approval	Drawing	4/26/2013
6007-PLN-FWE-21-54-0301	Main Structure	Drawing	4	Vendor	GEN-2	Approval	Drawing	4/26/2013
6007-PLN-FWE-21-54-0302	Main Structure. Bents 1 to 7	Drawing	2	Vendor	GEN-2	Approval	Drawing	4/26/2013
6007-PLN-FWE-21-54-0303	Main Structure. Bents A/M &B/N	Drawing	2	Vendor	GEN-2	Approval	Drawing	4/26/2013
6007-PLN-FWE-21-54-0304	Main Structure. Plan View	Drawing	2	Vendor	GEN-2	Approval	Drawing	4/26/2013
6007-PLN-FWE-21-54-0305	Auxiliary Structure. Platforms	Drawing	4	Vendor	GEN-2	Approval	Drawing	4/26/2013
6007-PLN-FWE-21-54-0306	MAIN STRUCTURE - P. V. - LEVELS +17' 11 3/4" +39' 6 3/4" & +50' 7 3/4"	Drawing	4	Vendor	GEN-2	Approval	Drawing	4/26/2013
6007-PLN-FWE-21-54-0307	MAIN STRUCTURE - PLANT VIEW - GRATING LEVELS	Drawing	3	Vendor	GEN-2	Approval	Drawing	4/26/2013
6007-PLN-FWE-21-54-0311	Auxiliary Structure. Piping Supports -I-	Drawing	2	Vendor	GEN-2	Approval	Drawing	4/26/2013
6007-PLN-FWE-21-54-0312	AUXILIARY STRUCTURE PIPPING SUPPORTS-2-	Drawing	2	Vendor	GEN-2	Approval	Drawing	4/26/2013
6007-PLN-FWE-21-54-0321	DRUM SADDLE FOR ERECTION - GENERAL ARRANGEMENT & SECTIONS	Drawing	2	Vendor	GEN-2	Approval	Drawing	4/26/2013
6007-PLN-FWE-21-54-0351	MAIN STRUCTURE - DETAILS SERIAL A & B	Drawing	2	Vendor	GEN-2	Approval	Drawing	4/26/2013
6007-PLN-FWE-21-54-0352	MAIN STRUCTURE - DETAILS SERIAL C - D & E	Drawing	2	Vendor	GEN-2	Approval	Drawing	4/26/2013
6007-CAL-FWE-21-52-0020	Structural Engineering Design Report_13_04_05	Calculation	1	Vendor	GEN-2	Approval	calculation	4/26/2013
6007-CAL-FWE-21-61-0005	Feedwater and Steam Piping Stress Analysis Report	Calculation	0	Vendor	GEN-2	Approval	Calculation	4/26/2013
6007-CAL-FWE-21-61-0006	HTF Oil Piping Stress Analysis Report	Calculation	0	Vendor	GEN-2	Approval	calculation	4/26/2013
6007-PLN-FWE-21-65-6001	PIPING GENERAL ARRANGEMENT AND TERMINAL POINTS	Drawing	0	Vendor	GEN-2	Approval	Drawing	4/26/2013
6007_PLN_AGE_57_61_6004	Pipe Layout Drawing SF Beta W	Drawing	1	Vendor	GEN-2	Approval	Drawing	5/2/2013
6007_PLN_AGE_57_61_6004_SH2	Pipe Layout Drawing SF Beta W	Drawing	1	Vendor	GEN-2	Approval	Drawing	5/2/2013
6007_PLN_AGE_57_61_6004_SH3_	Pipe Layout Drawing SF Beta W	Drawing	1	Vendor	GEN-2	Approval	Drawing	5/2/2013
6007_PLN_AGE_57_61_6004_SH4	Pipe Layout Drawing SF Beta W	Drawing	1	Vendor	GEN-2	Approval	Drawing	5/2/2013
6007_PLN_AGE_57_61_6004_SH5	Pipe Layout Drawing SF Beta W	Drawing	1	Vendor	GEN-2	Approval	Drawing	5/2/2013
6007_PLN_AGE_57_61_6004_SH6	Pipe Layout Drawing SF Beta W	Drawing	1	Vendor	GEN-2	Approval	Drawing	5/2/2013
6007_PLN_AGE_57_61_6004_SH7	Pipe Layout Drawing SF Beta W	Drawing	1	Vendor	GEN-2	Approval	Drawing	5/2/2013
6007_PLN_AGE_57_61_6004_	Pipe Layout Drawing SF Beta W	Drawing	1	Vendor	GEN-2	Approval	Drawing	5/2/2013
6007_PLN_AGE_57_61_6004_SH9	Pipe Layout Drawing SF Beta W	Drawing	1	Vendor	GEN-2	Approval	Drawing	5/2/2013
6007_PLN_AGE_57_61_6004_SH11	Pipe Layout Drawing SF Beta W	Drawing	1	Vendor	GEN-2	Approval	Drawing	5/2/2013
6007_PLN_AGE_57_61_6004_SH12	Pipe Layout Drawing SF Beta W	Drawing	1	Vendor	GEN-2	Approval	Drawing	5/2/2013
6007_PLN_AGE_57_61_6004_SH13	Pipe Layout Drawing SF Beta W	Drawing	1	Vendor	GEN-2	Approval	Drawing	5/2/2013
6007_PLN_AGE_57_61_6004_SH14	Pipe Layout Drawing SF Beta W	Drawing	1	Vendor	GEN-2	Approval	Drawing	5/2/2013
6007_PLN_AGE_57_61_6004_SH15	Pipe Layout Drawing SF Beta W	Drawing	1	Vendor	GEN-2	Approval	Drawing	5/2/2013
6007_PLN_AGE_57_61_6004_SH16	Pipe Layout Drawing SF Beta W	Drawing	1	Vendor	GEN-2	Approval	Drawing	5/2/2013
6007_PLN_AGE_57_61_6004_SH17	Pipe Layout Drawing SF Beta W	Drawing	1	Vendor	GEN-2	Approval	Drawing	5/2/2013
6007_PLN_AGE_57_61_6004_SH18	Pipe Layout Drawing SF Beta W	Drawing	1	Vendor	GEN-2	Approval	Drawing	5/2/2013
6007_PLN_AGE_57_61_6004	Pipe Layout Drawing SF Beta W	Drawing	1	Vendor	GEN-2	Approval	Drawing	5/2/2013
6007_PLN_AGE_57_61_6004_SH20	Pipe Layout Drawing SF Beta W	Drawing	1	Vendor	GEN-2	Approval	Drawing	5/2/2013
6007_PLN_AGE_57_61_6004_SH21	Pipe Layout Drawing SF Beta W	Drawing	1	Vendor	GEN-2	Approval	Drawing	5/2/2013
6007_PLN_AGE_57_61_6004_SH22	Pipe Layout Drawing SF Beta W	Drawing	1	Vendor	GEN-2	Approval	Drawing	5/2/2013
6007_PLN_AGE_57_61_6004_SH23	Pipe Layout Drawing SF Beta W	Drawing	1	Vendor	GEN-2	Approval	Drawing	5/2/2013
6007_PLN_AGE_57_61_6004_SH24	Pipe Layout Drawing SF Beta W	Drawing	1	Vendor	GEN-2	Approval	Drawing	5/2/2013
6007_PLN_AGE_57_61_6004_SH25	Pipe Layout Drawing SF Beta W	Drawing	1	Vendor	GEN-2	Approval	Drawing	5/2/2013
6007_PLN_AGE_57_61_6004_SH26	Pipe Layout Drawing SF Beta W	Drawing	1	Vendor	GEN-2	Approval	Drawing	5/2/2013
6007_PLN_AGE_57_61_6004_SH27	Pipe Layout Drawing SF Beta W	Drawing	1	Vendor	GEN-2	Approval	Drawing	5/2/2013
6007_PLN_AGE_57_61_6004_SH28	Pipe Layout Drawing SF Beta W	Drawing	1	Vendor	GEN-2	Approval	Drawing	5/2/2013
6007_PLN_AGE_57_61_6004_SH29	Pipe Layout Drawing SF Beta W	Drawing	1	Vendor	GEN-2	Approval	Drawing	5/2/2013
6007_PLN_AGE_57_61_6004_SH30	Pipe Layout Drawing SF Beta W	Drawing	1	Vendor	GEN-2	Approval	Drawing	5/2/2013
6007_PLN_AGE_57_61_6004_SH31	Pipe Layout Drawing SF Beta W	Drawing	1	Vendor	GEN-2	Approval	Drawing	5/2/2013
6007_PLN_AGE_57_61_6004_SH32	Pipe Layout Drawing SF Beta W	Drawing	1	Vendor	GEN-2	Approval	Drawing	5/2/2013
6007_PLN_AGE_57_61_6004_SH33	Pipe Layout Drawing SF Beta W	Drawing	1	Vendor	GEN-2	Approval	Drawing	5/2/2013
6007_PLN_AGE_57_61_6004_SH34	Pipe Layout Drawing SF Beta W	Drawing	1	Vendor	GEN-2	Approval	Drawing	5/2/2013
6007_PLN_AGE_57_61_6004_SH35	Pipe Layout Drawing SF Beta W	Drawing	1	Vendor	GEN-2	Approval	Drawing	5/2/2013
6007_PLN_AGE_57_61_6004_SH36	Pipe Layout Drawing SF Beta W	Drawing	1	Vendor	GEN-2	Approval	Drawing	5/2/2013
6007_PLN_AGE_57_61_6004_SH37	Pipe Layout Drawing SF Beta W	Drawing	1	Vendor	GEN-2	Approval	Drawing	5/2/2013
6007_PLN_AGE_57_61_6004_SH38	Pipe Layout Drawing SF Beta W	Drawing	1	Vendor	GEN-2	Approval	Drawing	5/2/2013
6007_PLN_AGE_57_61_6004_SH39	Pipe Layout Drawing SF Beta W	Drawing	1	Vendor	GEN-2	Approval	Drawing	5/2/2013
6007_PLN_AGE_57_61_6004_SH40	Pipe Layout Drawing SF Beta W	Drawing	1	Vendor	GEN-2	Approval	Drawing	5/2/2013
6007_PLN_AGE_57_61_6004_SH41	Pipe Layout Drawing SF Beta W	Drawing	1	Vendor	GEN-2	Approval	Drawing	5/2/2013
6007_PLN_AGE_57_61_6004_SH42	Pipe Layout Drawing SF Beta W	Drawing	1	Vendor	GEN-2	Approval	Drawing	5/2/2013
6007_PLN_AGE_57_61_6004_SH43	Pipe Layout Drawing SF Beta W	Drawing	1	Vendor	GEN-2	Approval	Drawing	5/2/2013
6007_PLN_AGE_57_61_6004_SH44	Pipe Layout Drawing SF Beta W	Drawing	1	Vendor	GEN-2	Approval	Drawing	5/2/2013
6007_PLN_AGE_57_61_6004_SH45	Pipe Layout Drawing SF Beta W	Drawing	1	Vendor	GEN-2	Approval	Drawing	5/2/2013
6007_PLN_AGE_57_61_6004_SH46	Pipe Layout Drawing SF Beta W	Drawing	1	Vendor	GEN-2	Approval	Drawing	5/2/2013
6007_PLN_AGE_57_61_6004_SH47	Pipe Layout Drawing SF Beta W	Drawing	1	Vendor	GEN-2	Approval	Drawing	5/2/2013
6007_PLN_AGE_57_61_6004_SH48	Pipe Layout Drawing SF Beta W	Drawing	1	Vendor	GEN-2	Approval	Drawing	5/2/2013
6007_PLN_AGE_57_61_6004_SH49	Pipe Layout Drawing SF Beta W	Drawing	1	Vendor	GEN-2	Approval	Drawing	5/2/2013
6007_PLN_AGE_57_61_6004_SH50	Pipe Layout Drawing SF Beta W	Drawing	1	Vendor	GEN-2	Approval	Drawing	5/2/2013
6007_PLN_AGE_57_61_6004_SHS1	Pipe Layout Drawing SF Beta W	Drawing	1	Vendor	GEN-2	Approval	Drawing	5/2/2013
6007_PLN_AGE_57_61_6004_SH52	Pipe Layout Drawing SF Beta W	Drawing	1	Vendor	GEN-2	Approval	Drawing	5/2/2013
6007_PLN_AGE_57_61_6004_SH53	Pipe Layout Drawing SF Beta W	Drawing	1	Vendor	GEN-2	Approval	Drawing	5/2/2013
6007_PLN_AGE_57_61_6004_SH54	Pipe Layout Drawing SF Beta W	Drawing	1	Vendor	GEN-2	Approval	Drawing	5/2/2013
6007_PLN_AGE_57_61_6004_SH55	Pipe Layout Drawing SF Beta W	Drawing	1	Vendor	GEN-2	Approval	Drawing	5/2/2013
6007_PLN_AGE_57_61_6004_SH56	Pipe Layout Drawing SF Beta W	Drawing	1	Vendor	GEN-2	Approval	Drawing	5/2/2013
6007_PLN_AGE_57_61_6004_SH57	Pipe Layout Drawing SF Beta W	Drawing	1	Vendor	GEN-2	Approval	Drawing	5/2/2013
6007_PLN_AGE_57_61_6004_SH58	Pipe Layout Drawing SF Beta W	Drawing	1	Vendor	GEN-2	Approval	Drawing	5/2/2013
6007_PLN_AGE_57_61_6004_SH59	Pipe Layout Drawing SF Beta W	Drawing	1	Vendor	GEN-2	Approval	Drawing	5/2/2013
6007_PLN_AGE_57_61_6004_SH60	Pipe Layout Drawing SF Beta W	Drawing	1	Vendor	GEN-2	Approval	Drawing	5/2/2013
6007_PLN_AGE_57_61_6004_SH61	Pipe Layout Drawing SF Beta W	Drawing	1	Vendor	GEN-2	Approval	Drawing	5/2/2013
6007_PLN_AGE_57_61_6004_SH62	Pipe Layout Drawing SF Beta W	Drawing	1	Vendor	GEN-2	Approval	Drawing	5/2/2013
6007_PLN_AGE_57_61_6004_SH63	Pipe Layout Drawing SF Beta W	Drawing	1	Vendor	GEN-2	Approval	Drawing	5/2/2013
6007_PLN_AGE_57_61_6004_SH64	Pipe Layout Drawing SF Beta W	Drawing	1	Vendor	GEN-2	Approval	Drawing	5/2/2013
6007_PLN_AGE_57_61_6004_SH65	Pipe Layout Drawing SF Beta W	Drawing	1	Vendor	GEN-2	Approval	Drawing	5/2/2013
6007_PLN_AGE_57_61_6004_SH66	Pipe Layout Drawing SF Beta W	Drawing	1	Vendor	GEN-2	Approval	Drawing	5/2/2013
6007_PLN_AGE_57_61_6004_SH67	Pipe Layout Drawing SF Beta W	Drawing	1	Vendor	GEN-2	Approval	Drawing	5/2/2013
6007_PLN_AGE_57_61_6004_SH68	Pipe Layout Drawing SF Beta W	Drawing	1	Vendor	GEN-2	Approval	Drawing	5/2/2013
6007_PLN_AGE_57_61_6004_SH69	Pipe Layout Drawing SF Beta W	Drawing	1	Vendor	GEN-2	Approval	Drawing	5/2/2013
6007_PLN_AGE_57_61_6004_SH70	Pipe Layout Drawing SF Beta W	Drawing	1	Vendor	GEN-2	Approval	Drawing	5/2/2013
6007-inf-AGE-68-60-6003	Stress Analysis Report Header HTF- Beta Plant – W SF Inlet	Analysis	4	Vendor	GEN-2	Approval	Report	5/2/2013
6007-inf-AGE-68-60-6004	Stress Analysis Report Header HTF- Beta Plant – W SF Return	Analysis	2	Vendor	GEN-2	Approval	Report	5/2/2013
6007_PLN_AGE_57_61_2001_SH1	Pipe layout Drawing SF Alpha NE	Drawing	1	Vendor	GEN-2	Approval	Drawing	5/2/2013
6007_PLN_AGE_57_61_2001_SH2	Pipe layout Drawing SF Alpha NE	Drawing	1	Vendor	GEN-2	Approval	Drawing	5/2/2013
6007-PLN-AGE-57-61-2001_SH3	Pipe layout Drawing SF Alpha NE	Drawing	1	Vendor	GEN-2	Approval	Drawing	5/2/2013
6007-PLN-AGE-57-61-2001_SH4	Pipe layout Drawing SF Alpha NE	Drawing	1	Vendor	GEN-2	Approval	Drawing	5/2/2013
6007-PLN-AGE-57-61-2001_SH5	Pipe layout Drawing SF Alpha NE	Drawing	1	Vendor	GEN-2	Approval	Drawing	5/2/2013
6007-PLN-AGE-57-61-2001_SH6	Pipe layout Drawing SF Alpha NE	Drawing	1	Vendor	GEN-2	Approval	Drawing	5/2/2013
6007-PLN-AGE-57-61-2001_SH7	Pipe layout Drawing SF Alpha NE	Drawing	1	Vendor	GEN-2	Approval	Drawing	5/2/2013
6007-PLN-AGE-57-61-2001_SH8	Pipe layout Drawing SF Alpha NE	Drawing	1	Vendor	GEN-2	Approval	Drawing	5/2/2013
6007-PLN-AGE-57-61-2001_SH9	Pipe layout Drawing SF Alpha NE	Drawing	1	Vendor	GEN-2	Approval	Drawing	5/2/2013
6007-PLN-AGE-57-61-2001_SH10	Pipe layout Drawing SF Alpha NE	Drawing	1	Vendor	GEN-2	Approval	Drawing	5/2/2013
6007-PLN-AGE-57-61-2001_SH11	Pipe layout Drawing SF Alpha NE	Drawing	1	Vendor	GEN-2	Approval	Drawing	5/2/2013
6007-PLN-AGE-57-61-2001_SH12	Pipe layout Drawing SF Alpha NE	Drawing	1	Vendor	GEN-2	Approval	Drawing	5/2/2013
6007-PLN-AGE-57-61-2001-SH13	Pipe layout Drawing SF Alpha NE	Drawing	1	Vendor	GEN-2	Approval	Drawing	5/2/2013
6007-PLN-AGE-57-61-2001_SH14	Pipe layout Drawing SF Alpha NE	Drawing	1	Vendor	GEN-2	Approval	Drawing	5/2/2013
6007-PLN-AGE-57-61-2001_SH15	Pipe layout Drawing SF Alpha NE	Drawing	1	Vendor	GEN-2	Approval	Drawing	5/2/2013
6007-PLN-AGE-57-61-2001_SH16	Pipe layout Drawing SF Alpha NE	Drawing	1	Vendor	GEN-2	Approval	Drawing	5/2/2013
6007-PLN-AGE-57-61-2001_SH17	Pipe layout Drawing SF Alpha NE	Drawing	1	Vendor	GEN-2	Approval	Drawing	5/2/2013
6007-PLN-AGE-57-61-2001_SH18	Pipe layout Drawing SF Alpha NE	Drawing	1	Vendor	GEN-2	Approval	Drawing	5/2/2013
6007-PLN-AGE-57-61-2001_SH19	Pipe layout Drawing SF Alpha NE	Drawing	1	Vendor	GEN-2	Approval	Drawing	5/2/2013
6007-PLN-AGE-57-61-2001_SH20	Pipe layout Drawing SF Alpha NE	Drawing	1	Vendor	GEN-2	Approval	Drawing	5/2/2013
6007-PLN-AGE-57-61-2001_SH21	Pipe layout Drawing SF Alpha NE	Drawing	1	Vendor	GEN-2	Approval	Drawing	5/2/2013
6007-PLN-AGE-57-61-2001_SH22	Pipe layout Drawing SF Alpha NE	Drawing	1	Vendor	GEN-2	Approval	Drawing	5/2/2013
6007-PLN-AGE-57-61-2001-Dtl 1 & 2	Pipe layout Drawing SF Alpha NE	Drawing	1	Vendor	GEN-2	Approval	Drawing	5/2/2013
6007-PLN-AGE-57-61-2001-Dtl 12	Pipe layout Drawing SF Alpha NE	Drawing	1	Vendor	GEN-2	Approval	Drawing	5/2/2013
6007-PLN-AGE-57-61-2001-Dtl 13 & 14-	Pipe layout Drawing SF Alpha NE	Drawing	1	Vendor	GEN-2	Approval	Drawing	5/2/2013
6007-PLN-AGE-57-61-2001-Dtl 15 & 16-SHT 30	Pipe layout Drawing SF Alpha NE	Drawing	1	Vendor	GEN-2	Approval	Drawing	5/2/2013
6007-PLN-AGE-57-61-2001-Dtl 17-SHT 31	Pipe layout Drawing SF Alpha NE	Drawing	1	Vendor	GEN-2	Approval	Drawing	5/2/2013
6007-PLN-AGE-57-61-2001-Dtl 3 & 4 SHT 24	Pipe layout Drawing SF Alpha NE	Drawing	1	Vendor	GEN-2	Approval	Drawing	5/2/2013
6007-PLN-AGE-57-61-2001-Dtl 5 & 6-SHT 25	Pipe layout Drawing SF Alpha NE	Drawing	1	Vendor	GEN-2	Approval	Drawing	5/2/2013
6007-PLN-AGE-57-61-2001-Dtl 7 & 8 SHT 26	Pipe layout Drawing SF Alpha NE	Drawing	1	Vendor	GEN-2	Approval	Drawing	5/2/2013
6007-PLN-AGE-57-61-2001-Dtl 9 & 10-SHT 27	Pipe layout Drawing SF Alpha NE	Drawing	1	Vendor	GEN-2	Approval	Drawing	5/2/2013
6007-inf-AGE-68-60-2005	Pipe layout Drawing SF Alpha NE	Analysis	1	Vendor	GEN-2	Approval	Report	5/2/2013
6007-inf-AGE-68-60-2006	Pipe layout Drawing SF Alpha NE	Analysis	1	Vendor	GEN-2	Approval	Report	5/2/2013
6007_PLN_AGE_57_61_6002_SH1	Pipe Layout Drawing SF Beta East	Drawing	1	Vendor	GEN-2	Approval	Drawing	5/2/2013
6007_PLN_AGE_57_61_6002_SH2	Pipe Layout Drawing SF Beta East	Drawing	1	Vendor	GEN-2	Approval	Drawing	5/2/2013
6007_PLN_AGE_57_61_6002_SH3	Pipe Layout Drawing SF Beta East	Drawing	1	Vendor	GEN-2	Approval	Drawing	5/2/2013
6007_PLN_AGE_57_61_6002_SH4	Pipe Layout Drawing SF Beta East	Drawing	1	Vendor	GEN-2	Approval	Drawing	5/2/2013
6007_PLN_AGE_57_61_6002_SH5	Pipe Layout Drawing SF Beta East	Drawing	1	Vendor	GEN-2	Approval	Drawing	5/2/2013
6007_PLN_AGE_57_61_6002_SH6	Pipe Layout Drawing SF Beta East	Drawing	1	Vendor	GEN-2	Approval	Drawing	5/2/2013
6007_PLN_AGE_57_61_6002_SH7	Pipe Layout Drawing SF Beta East	Drawing	1	Vendor	GEN-2	Approval	Drawing	5/2/2013
6007_PLN_AGE_57_61_6002_SH8	Pipe Layout Drawing SF Beta East	Drawing	1	Vendor	GEN-2	Approval	Drawing	5/2/2013
6007_PLN_AGE_57_61_6002_SH9	Pipe Layout Drawing SF Beta East	Drawing	1	Vendor	GEN-2	Approval	Drawing	5/2/2013
6007_PLN_AGE_57_61_6002_SH10	Pipe Layout Drawing SF Beta East	Drawing	1	Vendor	GEN-2	Approval	Drawing	5/2/2013
6007_PLN_AGE_57_61_6002_SH11	Pipe Layout Drawing SF Beta East	Drawing	1	Vendor	GEN-2	Approval	Drawing	5/2/2013
6007_PLN_AGE_57_61_6002_SH12	Pipe Layout Drawing SF Beta East	Drawing	1	Vendor	GEN-2	Approval	Drawing	5/2/2013

6007_PLN_AGE_57_61_6002_SH13	Pipe Layout Drawing SF Beta East	Drawing	1	Vendor	GEN-2	Approval	Drawing	5/2/2013
6007_PLN_AGE_57_61_6002_SH14	Pipe Layout Drawing SF Beta East	Drawing	1	Vendor	GEN-2	Approval	Drawing	5/2/2013
6007_PLN_AGE_57_61_6002_SH15	Pipe Layout Drawing SF Beta East	Drawing	1	Vendor	GEN-2	Approval	Drawing	5/2/2013
6007_PLN_AGE_57_61_6002_SH16	Pipe Layout Drawing SF Beta East	Drawing	1	Vendor	GEN-2	Approval	Drawing	5/2/2013
6007_PLN_AGE_57_61_6002_SH17	Pipe Layout Drawing SF Beta East	Drawing	1	Vendor	GEN-2	Approval	Drawing	5/2/2013
6007_PLN_AGE_57_61_6002_SH18	Pipe Layout Drawing SF Beta East	Drawing	1	Vendor	GEN-2	Approval	Drawing	5/2/2013
6007_PLN_AGE_57_61_6002_SH19	Pipe Layout Drawing SF Beta East	Drawing	1	Vendor	GEN-2	Approval	Drawing	5/2/2013
6007_PLN_AGE_57_61_6002_SH20	Pipe Layout Drawing SF Beta East	Drawing	1	Vendor	GEN-2	Approval	Drawing	5/2/2013
6007_PLN_AGE_57_61_6002_SH21	Pipe Layout Drawing SF Beta East	Drawing	1	Vendor	GEN-2	Approval	Drawing	5/2/2013
6007_PLN_AGE_57_61_6002_SH22	Pipe Layout Drawing SF Beta East	Drawing	1	Vendor	GEN-2	Approval	Drawing	5/2/2013
6007_PLN_AGE_57_61_6002_SH23	Pipe Layout Drawing SF Beta East	Drawing	1	Vendor	GEN-2	Approval	Drawing	5/2/2013
6007_PLN_AGE_57_61_6002_SH24	Pipe Layout Drawing SF Beta East	Drawing	1	Vendor	GEN-2	Approval	Drawing	5/2/2013
6007_PLN_AGE_57_61_6002_SH25	Pipe Layout Drawing SF Beta East	Drawing	1	Vendor	GEN-2	Approval	Drawing	5/2/2013
6007_PLN_AGE_57_61_6002_SH26	Pipe Layout Drawing SF Beta East	Drawing	1	Vendor	GEN-2	Approval	Drawing	5/2/2013
6007_PLN_AGE_57_61_6002_SH27	Pipe Layout Drawing SF Beta East	Drawing	1	Vendor	GEN-2	Approval	Drawing	5/2/2013
6007_PLN_AGE_57_61_6002_SH28	Pipe Layout Drawing SF Beta East	Drawing	1	Vendor	GEN-2	Approval	Drawing	5/2/2013
6007_PLN_AGE_57_61_6002_SH29	Pipe Layout Drawing SF Beta East	Drawing	1	Vendor	GEN-2	Approval	Drawing	5/2/2013
6007_PLN_AGE_57_61_6002_SH30	Pipe Layout Drawing SF Beta East	Drawing	1	Vendor	GEN-2	Approval	Drawing	5/2/2013
6007_PLN_AGE_57_61_6002_SH31	Pipe Layout Drawing SF Beta East	Drawing	1	Vendor	GEN-2	Approval	Drawing	5/2/2013
6007_PLN_AGE_57_61_6002_SH32	Pipe Layout Drawing SF Beta East	Drawing	1	Vendor	GEN-2	Approval	Drawing	5/2/2013
6007_PLN_AGE_57_61_6002_SH33	Pipe Layout Drawing SF Beta East	Drawing	1	Vendor	GEN-2	Approval	Drawing	5/2/2013
6007_PLN_AGE_57_61_6002_SH34	Pipe Layout Drawing SF Beta East	Drawing	1	Vendor	GEN-2	Approval	Drawing	5/2/2013
6007-inf-AGE-68-60-6001	Stress Analysis Report Header HTF- Beta Plant – East SF Inlet	Analysis	1	Vendor	GEN-2	Approval	Report	5/2/2013
6007-inf-AGE-68-60-6002	Stress Analysis Report Header HTF- Beta Plant – East SF Return	Analysis	1	Vendor	GEN-2	Approval	Report	5/2/2013
LP 1.0	Lightning Protection System (Roof Plan and Installation Details)	Drawing	1	Vendor	GEN-2	Approval		5/3/2013
6007-PLN-AGE-57-61-2004_SH1	Pipe Layout Drawing Alpha NW	Drawing	1	Vendor	GEN-2	Approval	Drawing	5/6/2013
6007-PLN-AGE-57-61-2004_SH2	Pipe Layout Drawing Alpha NW	Drawing	1	Vendor	GEN-2	Approval	Drawing	5/6/2013
6007-PLN-AGE-57-61-2004_SH3	Pipe Layout Drawing Alpha NW	Drawing	1	Vendor	GEN-2	Approval	Drawing	5/6/2013
6007-PLN-AGE-57-61-2004_SH4	Pipe Layout Drawing Alpha NW	Drawing	1	Vendor	GEN-2	Approval	Drawing	5/6/2013
6007-PLN-AGE-57-61-2004_SH5	Pipe Layout Drawing Alpha NW	Drawing	1	Vendor	GEN-2	Approval	Drawing	5/6/2013
6007-PLN-AGE-57-61-2004_SH6	Pipe Layout Drawing Alpha NW	Drawing	1	Vendor	GEN-2	Approval	Drawing	5/6/2013
6007-PLN-AGE-57-61-2004_SH7	Pipe Layout Drawing Alpha NW	Drawing	1	Vendor	GEN-2	Approval	Drawing	5/6/2013
6007-PLN-AGE-57-61-2004_SH8	Pipe Layout Drawing Alpha NW	Drawing	1	Vendor	GEN-2	Approval	Drawing	5/6/2013
6007-PLN-AGE-57-61-2004_SH9	Pipe Layout Drawing Alpha NW	Drawing	1	Vendor	GEN-2	Approval	Drawing	5/6/2013
6007-PLN-AGE-57-61-2004_SH10	Pipe Layout Drawing Alpha NW	Drawing	1	Vendor	GEN-2	Approval	Drawing	5/6/2013
6007-PLN-AGE-57-61-2004_SH11	Pipe Layout Drawing Alpha NW	Drawing	1	Vendor	GEN-2	Approval	Drawing	5/6/2013
6007-PLN-AGE-57-61-2004_SH12	Pipe Layout Drawing Alpha NW	Drawing	1	Vendor	GEN-2	Approval	Drawing	5/6/2013
6007-PLN-AGE-57-61-2004_SH13	Pipe Layout Drawing Alpha NW	Drawing	1	Vendor	GEN-2	Approval	Drawing	5/6/2013
6007-PLN-AGE-57-61-2004_SH14	Pipe Layout Drawing Alpha NW	Drawing	1	Vendor	GEN-2	Approval	Drawing	5/6/2013
6007-PLN-AGE-57-61-2004_SH15	Pipe Layout Drawing Alpha NW	Drawing	1	Vendor	GEN-2	Approval	Drawing	5/6/2013
6007-PLN-AGE-57-61-2004_SH16	Pipe Layout Drawing Alpha NW	Drawing	1	Vendor	GEN-2	Approval	Drawing	5/6/2013
6007-PLN-AGE-57-61-2004_SH17	Pipe Layout Drawing Alpha NW	Drawing	1	Vendor	GEN-2	Approval	Drawing	5/6/2013
6007-PLN-AGE-57-61-2004_SH18	Pipe Layout Drawing Alpha NW	Drawing	1	Vendor	GEN-2	Approval	Drawing	5/6/2013
6007-PLN-AGE-57-61-2004_SH19	Pipe Layout Drawing Alpha NW	Drawing	1	Vendor	GEN-2	Approval	Drawing	5/6/2013
6007-PLN-AGE-57-61-2004_SH20	Pipe Layout Drawing Alpha NW	Drawing	1	Vendor	GEN-2	Approval	Drawing	5/6/2013
6007-PLN-AGE-57-61-2004_SH21	Pipe Layout Drawing Alpha NW	Drawing	1	Vendor	GEN-2	Approval	Drawing	5/6/2013
6007-PLN-AGE-57-61-2004_SH22	Pipe Layout Drawing Alpha NW	Drawing	1	Vendor	GEN-2	Approval	Drawing	5/6/2013
6007-PLN-AGE-57-61-2004_SH23	Pipe Layout Drawing Alpha NW	Drawing	1	Vendor	GEN-2	Approval	Drawing	5/6/2013
6007-PLN-AGE-57-61-2004_SH24	Pipe Layout Drawing Alpha NW	Drawing	1	Vendor	GEN-2	Approval	Drawing	5/6/2013
6007-PLN-AGE-57-61-2004_SH25	Pipe Layout Drawing Alpha NW	Drawing	1	Vendor	GEN-2	Approval	Drawing	5/6/2013
6007-PLN-AGE-57-61-2004_SH26	Pipe Layout Drawing Alpha NW	Drawing	1	Vendor	GEN-2	Approval	Drawing	5/6/2013
6007-PLN-AGE-57-61-2004_SH27	Pipe Layout Drawing Alpha NW	Drawing	1	Vendor	GEN-2	Approval	Drawing	5/6/2013
6007-PLN-AGE-57-61-2004_SH28	Pipe Layout Drawing Alpha NW	Drawing	1	Vendor	GEN-2	Approval	Drawing	5/6/2013
6007-PLN-AGE-57-61-2004_SH29	Pipe Layout Drawing Alpha NW	Drawing	1	Vendor	GEN-2	Approval	Drawing	5/6/2013
6007-PLN-AGE-57-61-2004_SH30	Pipe Layout Drawing Alpha NW	Drawing	1	Vendor	GEN-2	Approval	Drawing	5/6/2013
6007-PLN-AGE-57-61-2004_SH31	Pipe Layout Drawing Alpha NW	Drawing	1	Vendor	GEN-2	Approval	Drawing	5/6/2013
6007-PLN-AGE-57-61-2004_SH32	Pipe Layout Drawing Alpha NW	Drawing	1	Vendor	GEN-2	Approval	Drawing	5/6/2013
6007-PLN-AGE-57-61-2004_SH33	Pipe Layout Drawing Alpha NW	Drawing	1	Vendor	GEN-2	Approval	Drawing	5/6/2013
6007-PLN-AGE-57-61-2004_SH34	Pipe Layout Drawing Alpha NW	Drawing	1	Vendor	GEN-2	Approval	Drawing	5/6/2013
6007-PLN-AGE-57-61-2004_SH35	Pipe Layout Drawing Alpha NW	Drawing	1	Vendor	GEN-2	Approval	Drawing	5/6/2013
6007-PLN-AGE-57-61-2004_SH36	Pipe Layout Drawing Alpha NW	Drawing	1	Vendor	GEN-2	Approval	Drawing	5/6/2013
6007-PLN-AGE-57-61-2004_SH37	Pipe Layout Drawing Alpha NW	Drawing	1	Vendor	GEN-2	Approval	Drawing	5/6/2013
6007-PLN-AGE-57-61-2004_SH38	Pipe Layout Drawing Alpha NW	Drawing	1	Vendor	GEN-2	Approval	Drawing	5/6/2013
6007-PLN-AGE-57-61-2004_SH39	Pipe Layout Drawing Alpha NW	Drawing	1	Vendor	GEN-2	Approval	Drawing	5/6/2013
6007-PLN-AGE-57-61-2004_SH40	Pipe Layout Drawing Alpha NW	Drawing	1	Vendor	GEN-2	Approval	Drawing	5/6/2013
6007-PLN-AGE-57-61-2004_SH41	Pipe Layout Drawing Alpha NW	Drawing	1	Vendor	GEN-2	Approval	Drawing	5/6/2013
6007-PLN-AGE-57-61-2004_SH42	Pipe Layout Drawing Alpha NW	Drawing	1	Vendor	GEN-2	Approval	Drawing	5/6/2013
6007-PLN-AGE-57-61-2004_SH43	Pipe Layout Drawing Alpha NW	Drawing	1	Vendor	GEN-2	Approval	Drawing	5/6/2013
6007-PLN-AGE-57-61-2004_SH44	Pipe Layout Drawing Alpha NW	Drawing	1	Vendor	GEN-2	Approval	Drawing	5/6/2013
6007-PLN-AGE-57-61-2004_SH45	Pipe Layout Drawing Alpha NW	Drawing	1	Vendor	GEN-2	Approval	Drawing	5/6/2013
6007-PLN-AGE-57-61-2004_SH46	Pipe Layout Drawing Alpha NW	Drawing	1	Vendor	GEN-2	Approval	Drawing	5/6/2013
6007-PLN-AGE-57-61-2004_SH47	Pipe Layout Drawing Alpha NW	Drawing	1	Vendor	GEN-2	Approval	Drawing	5/6/2013
6007-PLN-AGE-57-61-2004_SH48	Pipe Layout Drawing Alpha NW	Drawing	1	Vendor	GEN-2	Approval	Drawing	5/6/2013
6007-inf-AGE-68-60-2007	Stress Analysis Report-Solar Field-North West Inlet Alpha	Analysis	4	Vendor	GEN-2	Approval	Report	5/6/2013
6007-inf-AGE-68-60-2008	Stress Analysis Report-Solar Field-North West return Alpha	Analysis	3	Vendor	GEN-2	Approval	Report	5/6/2013
6007-PLN-AGE-57-61-2003-SH1	Pipe Layout Drawing Alpha West	Drawing	3	Vendor	GEN-2	Approval	Drawing	5/6/2013
6007-PLN-AGE-57-61-2003-SH2	Pipe Layout Drawing Alpha West	Drawing	3	Vendor	GEN-2	Approval	Drawing	5/6/2013
6007-PLN-AGE-57-61-2003-SH3	Pipe Layout Drawing Alpha West	Drawing	3	Vendor	GEN-2	Approval	Drawing	5/6/2013
6007-PLN-AGE-57-61-2003-SH4	Pipe Layout Drawing Alpha West	Drawing	3	Vendor	GEN-2	Approval	Drawing	5/6/2013
6007-PLN-AGE-57-61-2003-SH5	Pipe Layout Drawing Alpha West	Drawing	3	Vendor	GEN-2	Approval	Drawing	5/6/2013
6007-PLN-AGE-57-61-2003-SH6	Pipe Layout Drawing Alpha West	Drawing	3	Vendor	GEN-2	Approval	Drawing	5/6/2013
6007-PLN-AGE-57-61-2003-SH7	Pipe Layout Drawing Alpha West	Drawing	3	Vendor	GEN-2	Approval	Drawing	5/6/2013
6007-PLN-AGE-57-61-2003-SH8	Pipe Layout Drawing Alpha West	Drawing	3	Vendor	GEN-2	Approval	Drawing	5/6/2013
6007-PLN-AGE-57-61-2003-SH9	Pipe Layout Drawing Alpha West	Drawing	3	Vendor	GEN-2	Approval	Drawing	5/6/2013
6007-PLN-AGE-57-61-2003-SH10	Pipe Layout Drawing Alpha West	Drawing	3	Vendor	GEN-2	Approval	Drawing	5/6/2013
6007-PLN-AGE-57-61-2003-SH11	Pipe Layout Drawing Alpha West	Drawing	3	Vendor	GEN-2	Approval	Drawing	5/6/2013
6007-PLN-AGE-57-61-2003-SH12	Pipe Layout Drawing Alpha West	Drawing	3	Vendor	GEN-2	Approval	Drawing	5/6/2013
6007-PLN-AGE-57-61-2003-SH13	Pipe Layout Drawing Alpha West	Drawing	3	Vendor	GEN-2	Approval	Drawing	5/6/2013
6007-PLN-AGE-57-61-2003-SH14	Pipe Layout Drawing Alpha West	Drawing	3	Vendor	GEN-2	Approval	Drawing	5/6/2013
6007-PLN-AGE-57-61-2003-SH15	Pipe Layout Drawing Alpha West	Drawing	3	Vendor	GEN-2	Approval	Drawing	5/6/2013
6007-PLN-AGE-57-61-2003-SH16	Pipe Layout Drawing Alpha West	Drawing	3	Vendor	GEN-2	Approval	Drawing	5/6/2013
6007-PLN-AGE-57-61-2003-SH17	Pipe Layout Drawing Alpha West	Drawing	3	Vendor	GEN-2	Approval	Drawing	5/6/2013
6007-PLN-AGE-57-61-2003-SH18	Pipe Layout Drawing Alpha West	Drawing	3	Vendor	GEN-2	Approval	Drawing	5/6/2013
6007-PLN-AGE-57-61-2003-SH19	Pipe Layout Drawing Alpha West	Drawing	3	Vendor	GEN-2	Approval	Drawing	5/6/2013
6007-PLN-AGE-57-61-2003-SH20	Pipe Layout Drawing Alpha West	Drawing	3	Vendor	GEN-2	Approval	Drawing	5/6/2013
6007-PLN-AGE-57-61-2003-SH21	Pipe Layout Drawing Alpha West	Drawing	3	Vendor	GEN-2	Approval	Drawing	5/6/2013
6007-PLN-AGE-57-61-2003-SH22	Pipe Layout Drawing Alpha West	Drawing	3	Vendor	GEN-2	Approval	Drawing	5/6/2013
6007-PLN-AGE-57-61-2003-SH23	Pipe Layout Drawing Alpha West	Drawing	3	Vendor	GEN-2	Approval	Drawing	5/6/2013
6007-PLN-AGE-57-61-2003-SH24	Pipe Layout Drawing Alpha West	Drawing	3	Vendor	GEN-2	Approval	Drawing	5/6/2013
6007-PLN-AGE-57-61-2003-SH25	Pipe Layout Drawing Alpha West	Drawing	3	Vendor	GEN-2	Approval	Drawing	5/6/2013
6007-PLN-AGE-57-61-2003-SH26	Pipe Layout Drawing Alpha West	Drawing	3	Vendor	GEN-2	Approval	Drawing	5/6/2013
6007-PLN-AGE-57-61-2003-SH27	Pipe Layout Drawing Alpha West	Drawing	3	Vendor	GEN-2	Approval	Drawing	5/6/2013
6007-PLN-AGE-57-61-2003-SH28	Pipe Layout Drawing Alpha West	Drawing	3	Vendor	GEN-2	Approval	Drawing	5/6/2013
6007-PLN-AGE-57-61-2003-SH29	Pipe Layout Drawing Alpha West	Drawing	3	Vendor	GEN-2	Approval	Drawing	5/6/2013
6007-PLN-AGE-57-61-2003-SH30	Pipe Layout Drawing Alpha West	Drawing	3	Vendor	GEN-2	Approval	Drawing	5/6/2013
6007-PLN-AGE-57-61-2003-SH31	Pipe Layout Drawing Alpha West	Drawing	3	Vendor	GEN-2	Approval	Drawing	5/6/2013
6007-PLN-AGE-57-61-2003-SH32	Pipe Layout Drawing Alpha West	Drawing	3	Vendor	GEN-2	Approval	Drawing	5/6/2013
6007-PLN-AGE-57-61-2003-SH33	Pipe Layout Drawing Alpha West	Drawing	3	Vendor	GEN-2	Approval	Drawing	5/6/2013
6007-PLN-AGE-57-61-2003-SH34	Pipe Layout Drawing Alpha West	Drawing	3	Vendor	GEN-2	Approval	Drawing	5/6/2013
6007-PLN-AGE-57-61-2003-SH35	Pipe Layout Drawing Alpha West	Drawing	3	Vendor	GEN-2	Approval	Drawing	5/6/2013
6007-PLN-AGE-57-61-2003-SH36	Pipe Layout Drawing Alpha West	Drawing	3	Vendor	GEN-2	Approval	Drawing	5/6/2013
6007-PLN-AGE-57-61-2003-SH37	Pipe Layout Drawing Alpha West	Drawing	3	Vendor	GEN-2	Approval	Drawing	5/6/2013
6007-PLN-AGE-57-61-2003-SH38	Pipe Layout Drawing Alpha West	Drawing	3	Vendor	GEN-2	Approval	Drawing	5/6/2013
6007-PLN-AGE-57-61-2003-SH39	Pipe Layout Drawing Alpha West	Drawing	3	Vendor	GEN-2	Approval	Drawing	5/6/2013
6007-PLN-AGE-57-61-2003-SH40	Pipe Layout Drawing Alpha West	Drawing	3	Vendor	GEN-2	Approval	Drawing	5/6/2013
6007-PLN-AGE-57-61-2003-SH41	Pipe Layout Drawing Alpha West	Drawing	3	Vendor	GEN-2	Approval	Drawing	5/6/2013
6007-PLN-AGE-57-61-2003-SH42	Pipe Layout Drawing Alpha West	Drawing	3	Vendor	GEN-2	Approval	Drawing	5/6/2013
6007-PLN-AGE-57-61-2003-SH43	Pipe Layout Drawing Alpha West	Drawing	3	Vendor	GEN-2	Approval	Drawing	5/6/2013
6007-PLN-AGE-57-61-2003-SH44	Pipe Layout Drawing Alpha West	Drawing	3	Vendor	GEN-2	Approval	Drawing	5/6/2013
6007-PLN-AGE-57-61-2003-SH45	Pipe Layout Drawing Alpha West	Drawing	3	Vendor	GEN-2	Approval	Drawing	5/6/2013
6007-PLN-AGE-57-61-2003-SH46	Pipe Layout Drawing Alpha West	Drawing	3	Vendor	GEN-2	Approval	Drawing	5/6/2013
6007-PLN-AGE-57-61-2003-SH47	Pipe Layout Drawing Alpha West	Drawing	3	Vendor	GEN-2	Approval	Drawing	5/6/2013
6007-PLN-AGE-57-61-2003-SH48	Pipe Layout Drawing Alpha West	Drawing	3	Vendor	GEN-2	Approval	Drawing	5/6/2013
6007-PLN-AGE-57-61-2003-SH49	Pipe Layout Drawing Alpha West	Drawing	3	Vendor	GEN-2	Approval	Drawing	5/6/2013
6007-PLN-AGE-57-61-2003-SH50	Pipe Layout Drawing Alpha West	Drawing	3	Vendor	GEN-2	Approval	Drawing	5/6/2013
6007-PLN-AGE-57-61-2003-SH51	Pipe Layout Drawing Alpha West	Drawing	3	Vendor	GEN-2	Approval	Drawing	5/6/2013
6007-PLN-AGE-57-61-2003-SH52	Pipe Layout Drawing Alpha West	Drawing	3	Vendor	GEN-2	Approval	Drawing	5/6/2013
6007-PLN-AGE-57-61-2003-SH53	Pipe Layout Drawing Alpha West	Drawing	3	Vendor	GEN-2	Approval	Drawing	5/6/2013
6007-PLN-AGE-57-61-2003-SH54	Pipe Layout Drawing Alpha West	Drawing	3	Vendor	GEN-2	Approval	Drawing	5/6/2013
6007-PLN-AGE-57-61-2003-SH55	Pipe Layout Drawing Alpha West	Drawing	3	Vendor	GEN-2	Approval	Drawing	5/6/2013
6007-PLN-AGE-57-61-2003-SH56	Pipe Layout Drawing Alpha West	Drawing	3	Vendor	GEN-2	Approval	Drawing	5/6/2013
6007-PLN-AGE-57-61-2003-SH57	Pipe Layout Drawing Alpha West	Drawing	3	Vendor	GEN-2	Approval	Drawing	5/6/2013
6007-PLN-AGE-57-61-2003-SH58	Pipe Layout Drawing Alpha West	Drawing	3	Vendor	GEN-2	Approval	Drawing	5/6/2013
6007-PLN-AGE-57-61-2003-SH59	Pipe Layout Drawing Alpha West	Drawing	3	Vendor	GEN-2	Approval	Drawing	5/6/2013
6007-PLN-AGE-57-61-2003-SH60	Pipe Layout Drawing Alpha West	Drawing	3	Vendor	GEN-2	Approval	Drawing	5/6/2013
6007-PLN-AGE-57-61-2003-SH61	Pipe Layout Drawing Alpha West	Drawing	3	Vendor	GEN-2	Approval	Drawing	5/6/2013
6007-PLN-AGE-57-61-2003-SH62	Pipe Layout Drawing Alpha West	Drawing	3	Vendor	GEN-2	Approval	Drawing	5/6/2013
6007-PLN-AGE-57-61-2003-SH63	Pipe Layout Drawing Alpha West	Drawing	3	Vendor	GEN-2	Approval	Drawing	5/6/2013
6007-inf-AGE-68-60-2003	Stress Analysis Report-Solar Field-West Inlet Alpha	Analysis	2	Vendor	GEN-2	Approval	Report	5/6/2013
6007-inf-AGE-68-60-2004	Stress Analysis Report-Solar Field-West return Alpha	Analysis	2	Vendor	GEN-2	Approval	Report	5/6/2013
6007-PLN-SCT-14-62-0002	Lightning Protection System (Roof Plan and Installation Details)	Drawing	1	Vendor	GEN-2	Approval	Drawing	5/3/2013
6007-PLN-PRI-39-52-4101	A-MT-451 Foundation Cover Sheet	Drawing	3	Vendor	GEN-2	Approval	Drawing	5/3/2013
6007-PLN-PRI-39-52-4106	A-MT-451 Anchor Chair Detail	Drawing	3	Vendor	GEN-2	Approval	Drawing	5/3/2013
6007-PLN-PRI-39-52-4201	B-MT-451 Foundation Cover Sheet	Drawing	3	Vendor	GEN-2	Approval	Drawing	5/3/2013
6007-PLN-PRI-39-52-4206	B-MT-451 Anchor Chair Detail	Drawing	3	Vendor	GEN-2	Approval	Drawing	5/3/2013
MT-451 Foundation Drawing Change Memo	MT-451 Foundation Drawing Change Memo	Drawing	0	Vendor	GEN-2	Approval		5/3/2013
6007-PLN-LEF-12-54-0021	Geometric definition of RAC plant detail drawings	Drawing	5	Vendor	GEN-2	Approval	Drawing	5/3/2013
6007-PLN-LEF-12-54-0022	Geometric definition of RAC plant detail drawings	Drawing	3	Vendor	GEN-2	Approval	Drawing	5/3/2013
6007-PLN-LEF-12-54-0031	Geometric definition of RAC elevations	Drawing	5	Vendor	GEN-2	Approval	Drawing	5/3/2013
6007-PLN-LEF-12-54-0032	Geometric definition of RAC elevations	Drawing	5	Vendor	GEN-2	Approval	Drawing	5/3/2013
6007-PLN-LEF-12-54-0033	Geometric definition of RAC elevations	Drawing	5	Vendor	GEN-2	Approval	Drawing	5/3/2013
6007-PLN-LEF-12-54-0034	Geometric definition of RAC elevations	Drawing	5	Vendor	GEN-2	Approval	Drawing	5/3/2013
6007-PLN-LEF-12-54-0035	Geometric definition of RAC elevations	Drawing	5	Vendor	GEN-2	Approval	Drawing	5/3/2013
6007-PLN-LEF-12-54-0036	Geometric definition of RAC elevations	Drawing	3	Vendor	GEN-2	Approval	Drawing	5/3/2013
6007-PLN-LEF-12-54-0037	Geometric definition of RAC elevations	Drawing	3	Vendor	GEN-2	Approval	Drawing	5/3/2013
6007-PLN-LEF-12-54-0038	Geometric definition of RAC elevations	Drawing	3	Vendor	GEN-2	Approval	Drawing	5/3/2013
6007-PLN-LEF-12-54-0039	Geometric definition of RAC elevations	Drawing	4	Vendor	GEN-2	Approval	Drawing	5/3/2013
6007-PLN-LEF-12-54-0041	Geometric definition of RAC sections	Drawing	6	Vendor	GEN-2	Approval	Drawing	5/3/2013

6007-PLN-LEF-12-54-0042	Geometric definition of RAC sections	Drawing	6	Vendor	GEN-2	Approval	Drawing	5/3/2013
6007-PLN-LEF-12-54-0043	Geometric definition of RAC sections	Drawing	4	Vendor	GEN-2	Approval	Drawing	5/3/2013
6007-PLN-LEF-12-54-0051	Geometric definition of RAC details of construction	Drawing	4	Vendor	GEN-2	Approval	Drawing	5/3/2013
6007-PLN-LEF-12-54-0052	Geometric definition of RAC details of construction	Drawing	3	Vendor	GEN-2	Approval	Drawing	5/3/2013
6007-PLN-LEF-12-54-0053	Geometric definition of RAC details of construction	Drawing	1	Vendor	GEN-2	Approval	Drawing	5/3/2013
6007-PLN-AGE-25-52-4161	Foundation Details	Drawing	7	Vendor	GEN-2	Approval	Drawing	5/1/2013
6007-PLN-AGE-25-52-4163	Anchor Bolt Details	Drawing	4	Vendor	GEN-2	Approval	Drawing	5/1/2013
6007-PLN-AGE-25-52-8160	Foundation Details	Drawing	5	Vendor	GEN-2	Approval	Drawing	5/1/2013
6007-PLN-AGE-25-52-8161	Foundation Details	Drawing	7	Vendor	GEN-2	Approval	Drawing	5/1/2013
6007-PLN-AGE-25-52-8163	Anchor Bolt Details	Drawing	4	Vendor	GEN-2	Approval	Drawing	5/1/2013
6007-PLN-AGE-57-61-6003-SH1	Pipe Layout Drawing Beta South	Drawing	2	Vendor	GEN-2	Approval	Drawing	5/7/2013
6007-PLN-AGE-57-61-6003-SH2	Pipe Layout Drawing Beta South	Drawing	2	Vendor	GEN-2	Approval	Drawing	5/7/2013
6007-PLN-AGE-57-61-6003-SH3	Pipe Layout Drawing Beta South	Drawing	2	Vendor	GEN-2	Approval	Drawing	5/7/2013
6007-PLN-AGE-57-61-6003-SH4	Pipe Layout Drawing Beta South	Drawing	2	Vendor	GEN-2	Approval	Drawing	5/7/2013
6007-PLN-AGE-57-61-6003-SH5	Pipe Layout Drawing Beta South	Drawing	2	Vendor	GEN-2	Approval	Drawing	5/7/2013
6007-PLN-AGE-57-61-6003-SH6	Pipe Layout Drawing Beta South	Drawing	2	Vendor	GEN-2	Approval	Drawing	5/7/2013
6007-PLN-AGE-57-61-6003-SH7	Pipe Layout Drawing Beta South	Drawing	2	Vendor	GEN-2	Approval	Drawing	5/7/2013
6007-PLN-AGE-57-61-6003-SH8	Pipe Layout Drawing Beta South	Drawing	2	Vendor	GEN-2	Approval	Drawing	5/7/2013
6007-PLN-AGE-57-61-6003-SH9	Pipe Layout Drawing Beta South	Drawing	2	Vendor	GEN-2	Approval	Drawing	5/7/2013
6007-PLN-AGE-57-61-6003-SH10	Pipe Layout Drawing Beta South	Drawing	2	Vendor	GEN-2	Approval	Drawing	5/7/2013
6007-PLN-AGE-57-61-6003-SH11	Pipe Layout Drawing Beta South	Drawing	2	Vendor	GEN-2	Approval	Drawing	5/7/2013
6007-PLN-AGE-57-61-6003-SH12	Pipe Layout Drawing Beta South	Drawing	2	Vendor	GEN-2	Approval	Drawing	5/7/2013
6007-PLN-AGE-57-61-6003-SH13	Pipe Layout Drawing Beta South	Drawing	2	Vendor	GEN-2	Approval	Drawing	5/7/2013
6007-PLN-AGE-57-61-6003-SH14	Pipe Layout Drawing Beta South	Drawing	2	Vendor	GEN-2	Approval	Drawing	5/7/2013
6007-PLN-AGE-57-61-6003-SH15	Pipe Layout Drawing Beta South	Drawing	2	Vendor	GEN-2	Approval	Drawing	5/7/2013
6007-PLN-AGE-57-61-6003-SH16	Pipe Layout Drawing Beta South	Drawing	2	Vendor	GEN-2	Approval	Drawing	5/7/2013
6007-PLN-AGE-57-61-6003-SH17	Pipe Layout Drawing Beta South	Drawing	2	Vendor	GEN-2	Approval	Drawing	5/7/2013
6007-PLN-AGE-57-61-6003-SH18	Pipe Layout Drawing Beta South	Drawing	2	Vendor	GEN-2	Approval	Drawing	5/7/2013
6007-PLN-AGE-57-61-6003-SH19	Pipe Layout Drawing Beta South	Drawing	2	Vendor	GEN-2	Approval	Drawing	5/7/2013
6007-PLN-AGE-57-61-6003-SH20	Pipe Layout Drawing Beta South	Drawing	2	Vendor	GEN-2	Approval	Drawing	5/7/2013
6007-PLN-AGE-57-61-6003-SH21	Pipe Layout Drawing Beta South	Drawing	2	Vendor	GEN-2	Approval	Drawing	5/7/2013
6007-PLN-AGE-57-61-6003-SH22	Pipe Layout Drawing Beta South	Drawing	2	Vendor	GEN-2	Approval	Drawing	5/7/2013
6007-PLN-AGE-57-61-6003-SH23	Pipe Layout Drawing Beta South	Drawing	2	Vendor	GEN-2	Approval	Drawing	5/7/2013
6007-PLN-AGE-57-61-6003-SH24	Pipe Layout Drawing Beta South	Drawing	2	Vendor	GEN-2	Approval	Drawing	5/7/2013
6007-PLN-AGE-57-61-6003-SH25	Pipe Layout Drawing Beta South	Drawing	2	Vendor	GEN-2	Approval	Drawing	5/7/2013
6007-PLN-AGE-57-61-6003-SH26	Pipe Layout Drawing Beta South	Drawing	2	Vendor	GEN-2	Approval	Drawing	5/7/2013
6007-PLN-AGE-57-61-6003-SH27	Pipe Layout Drawing Beta South	Drawing	2	Vendor	GEN-2	Approval	Drawing	5/7/2013
6007-PLN-AGE-57-61-6003-SH28	Pipe Layout Drawing Beta South	Drawing	2	Vendor	GEN-2	Approval	Drawing	5/7/2013
6007-PLN-AGE-57-61-6003-SH29	Pipe Layout Drawing Beta South	Drawing	2	Vendor	GEN-2	Approval	Drawing	5/7/2013
6007-PLN-AGE-57-61-6003-SH30	Pipe Layout Drawing Beta South	Drawing	2	Vendor	GEN-2	Approval	Drawing	5/7/2013
6007-PLN-AGE-57-61-6003-SH31	Pipe Layout Drawing Beta South	Drawing	2	Vendor	GEN-2	Approval	Drawing	5/7/2013
6007-PLN-AGE-57-61-6003-SH32	Pipe Layout Drawing Beta South	Drawing	2	Vendor	GEN-2	Approval	Drawing	5/7/2013
6007-PLN-AGE-57-61-6003-SH33	Pipe Layout Drawing Beta South	Drawing	2	Vendor	GEN-2	Approval	Drawing	5/7/2013
6007-PLN-AGE-57-61-6003-SH34	Pipe Layout Drawing Beta South	Drawing	2	Vendor	GEN-2	Approval	Drawing	5/7/2013
6007-PLN-AGE-57-61-6003-SH35	Pipe Layout Drawing Beta South	Drawing	2	Vendor	GEN-2	Approval	Drawing	5/7/2013
6007-PLN-AGE-57-61-6003-SH36	Pipe Layout Drawing Beta South	Drawing	2	Vendor	GEN-2	Approval	Drawing	5/7/2013
6007-PLN-AGE-57-61-6003-SH37	Pipe Layout Drawing Beta South	Drawing	2	Vendor	GEN-2	Approval	Drawing	5/7/2013
6007-PLN-AGE-57-61-6003-SH38	Pipe Layout Drawing Beta South	Drawing	2	Vendor	GEN-2	Approval	Drawing	5/7/2013
6007-PLN-AGE-57-61-6003-SH39	Pipe Layout Drawing Beta South	Drawing	2	Vendor	GEN-2	Approval	Drawing	5/7/2013
6007-PLN-AGE-57-61-6003-SH40	Pipe Layout Drawing Beta South	Drawing	2	Vendor	GEN-2	Approval	Drawing	5/7/2013
6007-PLN-AGE-57-61-6003-SH41	Pipe Layout Drawing Beta South	Drawing	2	Vendor	GEN-2	Approval	Drawing	5/7/2013
6007-PLN-AGE-57-61-6003-SH42	Pipe Layout Drawing Beta South	Drawing	2	Vendor	GEN-2	Approval	Drawing	5/7/2013
6007-PLN-AGE-57-61-6003-SH43	Pipe Layout Drawing Beta South	Drawing	2	Vendor	GEN-2	Approval	Drawing	5/7/2013
6007-PLN-AGE-57-61-6003-SH44	Pipe Layout Drawing Beta South	Drawing	2	Vendor	GEN-2	Approval	Drawing	5/7/2013
6007-PLN-AGE-57-61-6003-SH45	Pipe Layout Drawing Beta South	Drawing	2	Vendor	GEN-2	Approval	Drawing	5/7/2013
6007-PLN-AGE-57-61-6003-SH46	Pipe Layout Drawing Beta South	Drawing	2	Vendor	GEN-2	Approval	Drawing	5/7/2013
6007-PLN-AGE-57-61-6003-SH47	Pipe Layout Drawing Beta South	Drawing	2	Vendor	GEN-2	Approval	Drawing	5/7/2013
6007-PLN-AGE-57-61-6003-SH48	Pipe Layout Drawing Beta South	Drawing	2	Vendor	GEN-2	Approval	Drawing	5/7/2013
6007-PLN-AGE-57-61-6003-SH49	Pipe Layout Drawing Beta South	Drawing	2	Vendor	GEN-2	Approval	Drawing	5/7/2013
6007-PLN-AGE-57-61-6003-SH50	Pipe Layout Drawing Beta South	Drawing	2	Vendor	GEN-2	Approval	Drawing	5/7/2013
6007-PLN-AGE-57-61-6003-SH51	Pipe Layout Drawing Beta South	Drawing	2	Vendor	GEN-2	Approval	Drawing	5/7/2013
6007-PLN-AGE-57-61-6003-SH52	Pipe Layout Drawing Beta South	Drawing	2	Vendor	GEN-2	Approval	Drawing	5/7/2013
6007-PLN-AGE-57-61-6003-SH53	Pipe Layout Drawing Beta South	Drawing	2	Vendor	GEN-2	Approval	Drawing	5/7/2013
6007-PLN-AGE-57-61-6003-SH54	Pipe Layout Drawing Beta South	Drawing	2	Vendor	GEN-2	Approval	Drawing	5/7/2013
6007-PLN-AGE-57-61-6003-SH55	Pipe Layout Drawing Beta South	Drawing	2	Vendor	GEN-2	Approval	Drawing	5/7/2013
6007-PLN-AGE-57-61-6003-SH56	Pipe Layout Drawing Beta South	Drawing	2	Vendor	GEN-2	Approval	Drawing	5/7/2013
6007_PLN_AGE_57_61_6003_SH57	Pipe Layout Drawing Beta South	Drawing	2	Vendor	GEN-2	Approval	Drawing	5/7/2013
6007_PLN_AGE_57_61_6003_SH58	Pipe Layout Drawing Beta South	Drawing	2	Vendor	GEN-2	Approval	Drawing	5/7/2013
6007_PLN_AGE_57_61_6003_SH59	Pipe Layout Drawing Beta South	Drawing	2	Vendor	GEN-2	Approval	Drawing	5/7/2013
6007_PLN_AGE_57_61_6003_SH60	Pipe Layout Drawing Beta South	Drawing	2	Vendor	GEN-2	Approval	Drawing	5/7/2013
6007_PLN_AGE_57_61_6003_SH61	Pipe Layout Drawing Beta South	Drawing	2	Vendor	GEN-2	Approval	Drawing	5/7/2013
6007_PLN_AGE_57_61_6003_SH62	Pipe Layout Drawing Beta South	Drawing	2	Vendor	GEN-2	Approval	Drawing	5/7/2013
6007_PLN_AGE_57_61_6003_SH63	Pipe Layout Drawing Beta South	Drawing	2	Vendor	GEN-2	Approval	Drawing	5/7/2013
6007_PLN_AGE_57_61_6003_SH64	Pipe Layout Drawing Beta South	Drawing	2	Vendor	GEN-2	Approval	Drawing	5/7/2013
6007_PLN_AGE_57_61_6003_SH65	Pipe Layout Drawing Beta South	Drawing	2	Vendor	GEN-2	Approval	Drawing	5/7/2013
6007_PLN_AGE_57_61_6003_SH66	Pipe Layout Drawing Beta South	Drawing	2	Vendor	GEN-2	Approval	Drawing	5/7/2013
6007_PLN_AGE_57_61_6003_SH67	Pipe Layout Drawing Beta South	Drawing	2	Vendor	GEN-2	Approval	Drawing	5/7/2013
6007-inf-AGE-68-60-6007	Stress Analysis Report Header HTF- Beta Plant -South SF Inlet	Analysis	4	Vendor	GEN-2	Approval	Report	5/7/2013
6007-inf-AGE-68-60-6008	Stress Analysis Report Header HTF- Beta Plant -South SF Return	Analysis	4	Vendor	GEN-2	Approval	Report	5/7/2013
Compressed Air anchor bolt	Compressed Air anchor bolt	Drawing	na	Vendor	GEN-2	Approval	Report	5/7/2013
6007-CAL-SCT-14-62-0007	Alpha Cooling Tower Fire Protection System Hydraulic Calculations	Calculation	1	Vendor	GEN-2	Approval	Calculation	5/21/2013
6007-CAL-SCT-14-62-0008	Beta Cooling Tower Fire Protection System Hydraulic Calculations	Calculation	1	Vendor	GEN-2	Approval	Calculation	5/21/2013
6007-HDD-SCT-14-62-0007	Cooling Tower Fire Protection System Technical Data	Data Sheeet	0	Vendor	GEN-2	Approval	Data Sheeet	5/21/2013
6007-PLN-SCT-14-62-0117	Alpha Cooling Tower Fire Protection System Drawing	Drawing	3	Vendor	GEN-2	Approval	Drawing	5/21/2013
6007-PLN-SCT-14-62-0211	Beta Cooling Tower Fire Protection System Drawing	Drawing	3	Vendor	GEN-2	Approval	Drawing	5/21/2013
6007-PLN-SCT-14-62-0002	Cooling Tower Lightening Protection System	Drawing	2	Vendor	GEN-2	Approval	Drawing	6/6/2013
6007-PLN-AGE-25-54-4502-R07	STG Auxiliar equipment structure connections. Elevations I	Drawing	rev7	Vendor	GEN-2	Approval	Drawing	5/9/2013
6007-PLN-AGE-25-54-4503-R07	STG Auxiliar equipment structure connections. Elevations II	Drawing	rev7	Vendor	GEN-2	Approval	Drawing	5/8/2013
6007-PLN-AGE-25-54-4504-R07	STG Auxiliar equipment structure connections. Elevations III	Drawing	rev7	Vendor	GEN-2	Approval	Drawing	5/8/2013
6007-PLN-AGE-25-54-4505-R07	STG Auxiliar equipment structure connections. BCP & BT connections	Drawing	rev7	Vendor	GEN-2	Approval	Drawing	5/9/2013
6007-PLN-AGE-25-54-4506-R06	STG Auxiliar equipment structure connections. CH & CR connections	Drawing	rev6	Vendor	GEN-2	Approval	Drawing	5/8/2013
6007-PLN-AGE-25-54-8502-R06	STG Auxiliar equipment structure connections. Elevations I	Drawing	rev6	Vendor	GEN-2	Approval	Drawing	5/8/2013
6007-PLN-AGE-25-54-8503-R06	STG Auxiliar equipment structure connections. Elevations II	Drawing	rev6	Vendor	GEN-2	Approval	Drawing	5/8/2013
6007-PLN-AGE-25-54-8504-R06	STG Auxiliar equipment structure connections. Elevations III	Drawing	rev6	Vendor	GEN-2	Approval	Drawing	5/8/2013
6007-PLN-AGE-25-54-8505-R06	STG Auxiliar equipment structure connections. BCP & BT connections	Drawing	rev5	Vendor	GEN-2	Approval	Drawing	5/9/2013
6007-PLN-AGE-25-54-8506-R05	STG Auxiliar equipment structure connections. CH & CR connections	Drawing	rev5	Vendor	GEN-2	Approval	Drawing	5/8/2013
CH_Beams_Calculations_050913	Calculation report	Calculation		Vendor	GEN-2	Approval	Calculation	
6007-PLN-AGE-25-54-4000-R08	Cover sheet	Drawing	8	Vendor	GEN-2	Approval	Drawing	3/18/2013
6007-PLN-AGE-25-54-4020-R06	General notes	Drawing	6	Vendor	GEN-2	Approval	Drawing	3/11/2013
6007-PLN-AGE-25-54-4040-R08	STG Auxiliary equipment structure - Plan @EL 2073.09' & @EL 2078.50'	Drawing	8	Vendor	GEN-2	Approval	Drawing	4/9/2013
6007-PLN-AGE-25-54-4041-R07	STG Auxiliary equipment structure - Plan @EL 2086.50' & @EL 2091'	Drawing	7	Vendor	GEN-2	Approval	Drawing	3/11/2013
6007-PLN-AGE-25-54-4042-R07	STG Auxiliary equipment structure - Plan @EL 2098.25'	Drawing	7	Vendor	GEN-2	Approval	Drawing	3/11/2013
6007-PLN-AGE-25-54-4043-R07	STG Auxiliary equipment structure - Plan @EL 2114'	Drawing	7	Vendor	GEN-2	Approval	Drawing	3/11/2013
6007-PLN-AGE-25-54-4044-R07	STG Auxiliary equipment structure - Plan @EL 2123.84' & 2150.17'	Drawing	7	Vendor	GEN-2	Approval	Drawing	3/11/2013
6007-PLN-AGE-25-54-4045-R10	STG Auxiliary equipment structure - Elevations - Sht 1	Drawing	10	Vendor	GEN-2	Approval	Drawing	5/9/2013
6007-PLN-AGE-25-54-4046-R09	STG Auxiliary equipment structure - Elevations - Sht 2	Drawing	9	Vendor	GEN-2	Approval	Drawing	5/9/2013
6007-PLN-AGE-25-54-4047-R10	STG Auxiliary equipment structure - Elevations - Sht 3	Drawing	10	Vendor	GEN-2	Approval	Drawing	5/9/2013
6007-PLN-AGE-25-54-4048-R07	STG Auxiliary equipment structure - Misc Details	Drawing	7	Vendor	GEN-2	Approval	Drawing	4/9/2013
6007-PLN-AGE-25-54-4049-R04	STG Auxiliary equipment structure - Anchor plates datails	Drawing	4	Vendor	GEN-2	Approval	Drawing	3/11/2013
6007-PLN-AGE-25-54-4050-R04	STG Auxiliary equipment structure - Stair schematics	Drawing	4	Vendor	GEN-2	Approval	Drawing	3/11/2013
6007-PLN-AGE-25-54-4051-R01	STG Auxiliary equipment structure - Column Schedule	Drawing	1	Vendor	GEN-2	Approval	Drawing	3/11/2013
6007-CAL-AGE-25-54-4000-R07	Calculation report	Calculation	7	Vendor	GEN-2	Approval	Calculation	5/9/2013
6007-PLN-AGE-25-54-8000-R06	Cover sheet	Drawing	6	Vendor	GEN-2	Approval	Drawing	3/18/2013
6007-PLN-AGE-25-54-8020-R05	General notes	Drawing	5	Vendor	GEN-2	Approval	Drawing	3/11/2013
6007-PLN-AGE-25-54-8040-R06	STG Auxiliary equipment structure - Plan @EL 2081.09' & @EL 2086.50'	Drawing	6	Vendor	GEN-2	Approval	Drawing	4/9/2013
6007-PLN-AGE-25-54-8041-R05	STG Auxiliary equipment structure - Plan @EL 2094.50' & @EL 2099'	Drawing	5	Vendor	GEN-2	Approval	Drawing	3/11/2013
6007-PLN-AGE-25-54-8042-R05	STG Auxiliary equipment structure - Plan @EL 2106.25'	Drawing	5	Vendor	GEN-2	Approval	Drawing	3/11/2013
6007-PLN-AGE-25-54-8043-R05	STG Auxiliary equipment structure - Plan @EL 2122'	Drawing	5	Vendor	GEN-2	Approval	Drawing	3/11/2013
6007-PLN-AGE-25-54-8044-R05	STG Auxiliary equipment structure - Plan @EL 2131.84' & 2158.17'	Drawing	5	Vendor	GEN-2	Approval	Drawing	3/11/2013
6007-PLN-AGE-25-54-8045-R08	STG Auxiliary equipment structure - Elevations - Sht 1	Drawing	8	Vendor	GEN-2	Approval	Drawing	5/9/2013
6007-PLN-AGE-25-54-8046-R08	STG Auxiliary equipment structure - Elevations - Sht 2	Drawing	8	Vendor	GEN-2	Approval	Drawing	5/9/2013
6007-PLN-AGE-25-54-8047-R08	STG Auxiliary equipment structure - Elevations - Sht 3	Drawing	8	Vendor	GEN-2	Approval	Drawing	5/9/2013
6007-PLN-AGE-25-54-8048-R08	STG Auxiliary equipment structure - Misc Details	Drawing	8	Vendor	GEN-2	Approval	Drawing	5/9/2013
6007-PLN-AGE-25-54-8049-R08	STG Auxiliary equipment structure - Anchor plates datails	Drawing	4	Vendor	GEN-2	Approval	Drawing	3/11/2013
6007-PLN-AGE-25-54-8050-R04	STG Auxiliary equipment structure - Stair schematics	Drawing	4	Vendor	GEN-2	Approval	Drawing	3/11/2013
6007-PLN-AGE-25-54-8051-R04	STG Auxiliary equipment structure - Column Schedule	Drawing	1	Vendor	GEN-2	Approval	Drawing	3/11/2013
6007-CAL-AGE-25-54-8000-R07	Calculation report	Calculation	7	Vendor	GEN-2	Approval	Calculation	5/9/2013
6007-PLN-AGE-58-54-3575	Cover sheet	Drawing	0	Vendor	GEN-2	Approval	Drawing	5/14/2013
6007-PLN-AGE-58-54-3576	General notes	Drawing	0	Vendor	GEN-2	Approval	Drawing	5/14/2013
6007-PLN-AGE-58-54-3577	Plan view	Drawing	0	Vendor	GEN-2	Approval	Drawing	5/14/2013
6007-PLN-AGE-58-54-3578	Sections	Drawing	0	Vendor	GEN-2	Approval	Drawing	5/14/2013
6007-CAL-AGE-58-54-3575	Calculation report	Calculation	0	Vendor	GEN-2	Approval	Calculation	5/14/2013
6007-PLN-AGE-58-54-7575	Cover sheet	Drawing	0	Vendor	GEN-2	Approval	Drawing	5/14/2013
6007-PLN-AGE-58-54-7576	General notes	Drawing	0	Vendor	GEN-2	Approval	Drawing	5/14/2013
6007-PLN-AGE-58-54-7577	Plan view	Drawing	0	Vendor	GEN-2	Approval	Drawing	5/14/2013
6007-PLN-AGE-58-54-7578	Sections	Drawing	0	Vendor	GEN-2	Approval	Drawing	5/14/2013
6007-CAL-AGE-58-54-7575	Calculation report	Calculation	0	Vendor	GEN-2	Approval	Calculation	5/14/2013
6007-PLN-AGE-11-50-6200	Cover sheet	Drawing	4	Vendor	GEN-2	Approval	Drawing	5/22/2013
6007-PLN-AGE-11-50-6202	Plan 1	Drawing	5	Vendor	GEN-2	Approval	Drawing	5/22/2013
6007-PLN-AGE-11-50-6203	Plan 2	Drawing	5	Vendor	GEN-2	Approval	Drawing	5/22/2013
6007-PLN-AGE-11-50-6204	Plan 3	Drawing	5	Vendor	GEN-2	Approval	Drawing	5/22/2013
6007-PLN-AGE-11-50-6205	Plan 4	Drawing	5	Vendor	GEN-2	Approval	Drawing	5/22/2013
6007-PLN-AGE-11-50-6206	Plan 5	Drawing	5	Vendor	GEN-2	Approval	Drawing	5/22/2013
6007-PLN-AGE-11-50-6207	Plan 6	Drawing	5	Vendor	GEN-2	Approval	Drawing	5/22/2013
6007-PLN-AGE-11-50-6208	Plan 7	Drawing	5	Vendor	GEN-2	Approval	Drawing	5/22/2013
6007-PLN-AGE-58-54-1100	Cover sheet	Drawing	3	Vendor	GEN-2	Approval	Drawing	5/24/2013
6007-PLN-AGE-58-54-1101	General notes	Drawing	3	Vendor	GEN-2	Approval	Drawing	5/24/2013
6007-PLN-AGE-58-54-1102	Plan and Elevation	Drawing	3	Vendor	GEN-2	Approval	Drawing	5/24/2013
6007-PLN-AGE-58-54-1103	Plan, Elevation, and Details	Drawing	3	Vendor	GEN-2	Approval	Drawing	5/24/2013
6007-CAL-AGE-58-52-2470	Calculation Report	Calculation	3	Vendor	GEN-2	Approval	Calculation	5/23/2013
6007-PLN-AGE-58-54-5100-R2	Cover sheet	Drawing	3	Vendor	GEN-2	Approval	Drawing	5/24/2013
6007-PLN-AGE-58-54-5101-R2	General notes	Drawing	3	Vendor	GEN-2	Approval	Drawing	5/24/2013
6007-PLN-AGE-58-54-5102-R2	Plan and Elevation	Drawing	3	Vendor	GEN-2	Approval	Drawing	5/24/2013
6007-PLN-AGE-58-54-5103-R2	Plan, Elevation, and Details	Drawing	3	Vendor	GEN-2	Approval	Drawing	5/24/2013
6007-CAL-AGE-58-54-5100-R0	Calculation Report	Calculation	1	Vendor	GEN-2	Approval	Calculation	5/24/2013
6007-PLN-AGE-57-54-2280	Calculation report	Drawing	1	Vendor	GEN-2	Approval	Drawing	5/17/2013
6007-PLN-AGE-57-54-2280	Cover sheet. Connections west field	Drawing	0	Vendor	GEN-2	Approval	Drawing	5/12/2013
6007-PLN-AGE-57-54-2281	General notes. Connections west field	Drawing	1	Vendor	GEN-2	Approval	Drawing	5/12/2013

6007-PLN-AGE-57-54-2282	AWT01. Frames	Drawing	1	Vendor	GEN-2	Approval	Drawing	5/12/2013
6007-PLN-AGE-57-54-2283	AWT02. Frames	Drawing	1	Vendor	GEN-2	Approval	Drawing	5/12/2013
6007-PLN-AGE-57-54-2284	Connection details west field	Drawing	0	Vendor	GEN-2	Approval	Drawing	5/12/2013
6007-PLN-AGE-57-54-2285	Connection details west field	Drawing	1	Vendor	GEN-2	Approval	Drawing	5/12/2013
6007-PLN-AGE-57-54-4970	Calculation report	Drawing	1	Vendor	GEN-2	Approval	Drawing	5/12/2013
6007-PLN-AGE-57-54-4970	Cover sheet. Connection PSV areas	Drawing	0	Vendor	GEN-2	Approval	Drawing	5/12/2013
6007-PLN-AGE-57-54-4971	General notes. Connection PSV areas	Drawing	1	Vendor	GEN-2	Approval	Drawing	5/12/2013
6007-PLN-AGE-57-54-4972	PSV areas frames	Drawing	1	Vendor	GEN-2	Approval	Drawing	5/12/2013
6007-PLN-AGE-57-54-4973	Connection details PSV areas	Drawing	0	Vendor	GEN-2	Approval	Drawing	5/12/2013
6007-PLN-AGE-57-54-4974	Connection details PSV areas	Drawing	1	Vendor	GEN-2	Approval	Drawing	5/12/2013
6007-PLN-AGE-58-54-3620	Calculation report	Drawing	1	Vendor	GEN-2	Approval	Drawing	5/12/2013
6007-PLN-AGE-58-54-3620	Connection details central plant	Drawing	0	Vendor	GEN-2	Approval	Drawing	5/12/2013
6007-PLN-AGE-58-54-3621	Connection details central plant	Drawing	1	Vendor	GEN-2	Approval	Drawing	5/12/2013
6007-PLN-AGE-58-54-3622	Central plant. Frames	Drawing	1	Vendor	GEN-2	Approval	Drawing	5/12/2013
6007-PLN-AGE-58-54-3623	Central plant. Connection details	Drawing	0	Vendor	GEN-2	Approval	Drawing	5/12/2013
6007-PLN-AGE-58-54-3624	Central plant. Connection details	Drawing	1	Vendor	GEN-2	Approval	Drawing	5/12/2013
6007-PLN-AGE-57-54-2250	Calculation report	Drawing		Vendor	GEN-2	Approval	Drawing	5/12/2013
6007-PLN-AGE-57-54-2250	Cover sheet. Connection north east field	Drawing	0	Vendor	GEN-2	Approval	Drawing	5/12/2013
6007-PLN-AGE-57-54-2251	General notes. Connection north east field	Drawing	1	Vendor	GEN-2	Approval	Drawing	5/12/2013
6007-PLN-AGE-57-54-2252	Frames north east field	Drawing	1	Vendor	GEN-2	Approval	Drawing	5/12/2013
6007-PLN-AGE-57-54-2253	Connections details north east field	Drawing	0	Vendor	GEN-2	Approval	Drawing	5/12/2013
6007-PLN-AGE-57-54-2254	Connections details north east field	Drawing	1	Vendor	GEN-2	Approval	Drawing	5/12/2013
6007-PLN-AGE-57-54-2260	Calculation report	Drawing	1	Vendor	GEN-2	Approval	Drawing	5/12/2013
6007-PLN-AGE-57-54-2260	Cover sheet. Connections east field	Drawing	0	Vendor	GEN-2	Approval	Drawing	5/12/2013
6007-PLN-AGE-57-54-2261	General notes. Connections east field	Drawing	1	Vendor	GEN-2	Approval	Drawing	5/12/2013
6007-PLN-AGE-57-54-2262	AET01. Frames	Drawing	1	Vendor	GEN-2	Approval	Drawing	5/12/2013
6007-PLN-AGE-57-54-2263	AET02. Frames	Drawing	1	Vendor	GEN-2	Approval	Drawing	5/12/2013
6007-PLN-AGE-57-54-2264	Connection details east field	Drawing	0	Vendor	GEN-2	Approval	Drawing	5/12/2013
6007-PLN-AGE-57-54-2265	Connection details east field	Drawing	1	Vendor	GEN-2	Approval	Drawing	5/12/2013
6007-PLN-AGE-57-54-2270	Calculation report	Drawing	1	Vendor	GEN-2	Approval	Drawing	5/12/2013
6007-PLN-AGE-57-54-2270	Cover sheet. Connections north-west field	Drawing	0	Vendor	GEN-2	Approval	Drawing	5/12/2013
6007-PLN-AGE-57-54-2271	General notes. Connections north-west field	Drawing	1	Vendor	GEN-2	Approval	Drawing	5/12/2013
6007-PLN-AGE-57-54-2272	ANWT01. Frames	Drawing	1	Vendor	GEN-2	Approval	Drawing	5/12/2013
6007-PLN-AGE-57-54-2273	ANWT02. Frames	Drawing	1	Vendor	GEN-2	Approval	Drawing	5/12/2013
6007-PLN-AGE-57-54-2274	ANWT03. Frames	Drawing	1	Vendor	GEN-2	Approval	Drawing	5/12/2013
6007-PLN-AGE-57-54-2275	Connection details north west field	Drawing	0	Vendor	GEN-2	Approval	Drawing	5/12/2013
6007-PLN-AGE-57-54-2276	Connection details north west field	Drawing	1	Vendor	GEN-2	Approval	Drawing	5/12/2013
6007-CAL-AGE-57-54-6300	Calculation report	Calculation	0	Vendor	GEN-2	Approval	Calculation	5/12/2013
6007-PLN-AGE-57-54-6300	Cover sheet. Connection far west field	Drawing	1	Vendor	GEN-2	Approval	Drawing	5/12/2013
6007-PLN-AGE-57-54-6301	General notes. Connection far west field	Drawing	1	Vendor	GEN-2	Approval	Drawing	5/12/2013
6007-PLN-AGE-57-54-6302	BFWT01. Frames	Drawing	1	Vendor	GEN-2	Approval	Drawing	5/12/2013
6007-PLN-AGE-57-54-6303	BFWT02. Frames	Drawing	1	Vendor	GEN-2	Approval	Drawing	5/12/2013
6007-PLN-AGE-57-54-6304	Connection details far west field	Drawing	0	Vendor	GEN-2	Approval	Drawing	5/12/2013
6007-PLN-AGE-57-54-6305	Connection details far west field	Drawing	1	Vendor	GEN-2	Approval	Drawing	5/12/2013
6007-CAL-AGE-57-54-7970	Calculation report	Calculation	1	Vendor	GEN-2	Approval	Calculation	5/12/2013
6007-PLN-AGE-57-54-7970	Cover sheet. Connection PSV areas east	Drawing	0	Vendor	GEN-2	Approval	Drawing	5/12/2013
6007-PLN-AGE-57-54-7971	General notes. Connection PSV areas east	Drawing	1	Vendor	GEN-2	Approval	Drawing	5/12/2013
6007-PLN-AGE-57-54-7972	PSV areas east frames	Drawing	1	Vendor	GEN-2	Approval	Drawing	5/12/2013
6007-PLN-AGE-57-54-7973	Connection details PSV areas east	Drawing	2	Vendor	GEN-2	Approval	Drawing	5/12/2013
6007-CAL-AGE-57-54-7980	Calculation report	Calculation	1	Vendor	GEN-2	Approval	Calculation	5/12/2013
6007-PLN-AGE-57-54-7980	Cover sheet. Connection PSV areas west	Drawing	0	Vendor	GEN-2	Approval	Drawing	5/12/2013
6007-PLN-AGE-57-54-7981	General notes. Connection PSV areas west	Drawing	1	Vendor	GEN-2	Approval	Drawing	5/12/2013
6007-PLN-AGE-57-54-7982	PSV areas west frames	Drawing	1	Vendor	GEN-2	Approval	Drawing	5/12/2013
6007-PLN-AGE-57-54-7983	Connection details PSV areas west	Drawing	0	Vendor	GEN-2	Approval	Drawing	5/12/2013
6007-PLN-AGE-57-54-7984	Connection details PSV areas west	Drawing	1	Vendor	GEN-2	Approval	Drawing	5/12/2013
6007-CAL-AGE-57-54-9900	Calculation report	Calculation	1	Vendor	GEN-2	Approval	Calculation	5/12/2013
6007-PLN-AGE-57-54-9900	General notes. Connection north field	Drawing	0	Vendor	GEN-2	Approval	Drawing	5/12/2013
6007-PLN-AGE-57-54-9901	Cover sheet. Connection north field	Drawing	1	Vendor	GEN-2	Approval	Drawing	5/12/2013
6007-PLN-AGE-57-54-9902	BNT01 Frames	Drawing	1	Vendor	GEN-2	Approval	Drawing	5/12/2013
6007-PLN-AGE-57-54-9903	BNT02 Frames	Drawing	1	Vendor	GEN-2	Approval	Drawing	5/12/2013
6007-PLN-AGE-57-54-9904	Connection details	Drawing	0	Vendor	GEN-2	Approval	Drawing	5/12/2013
6007-PLN-AGE-57-54-9905	Connection details	Drawing	1	Vendor	GEN-2	Approval	Drawing	5/12/2013
6007-CAL-AGE-57-54-9926	Calculation report	Calculation	0	Vendor	GEN-2	Approval	Calculation	5/12/2013
6007-PLN-AGE-57-54-9926	Cover sheet. Connection south field	Drawing	0	Vendor	GEN-2	Approval	Drawing	5/12/2013
6007-PLN-AGE-57-54-9927	General notes. Connection south field	Drawing	1	Vendor	GEN-2	Approval	Drawing	5/12/2013
6007-PLN-AGE-57-54-9928	BST01. Frames	Drawing	1	Vendor	GEN-2	Approval	Drawing	5/12/2013
6007-PLN-AGE-57-54-9929	BST02. Frames	Drawing	1	Vendor	GEN-2	Approval	Drawing	5/12/2013
6007-PLN-AGE-57-54-9930	BST03. Frames	Drawing	1	Vendor	GEN-2	Approval	Drawing	5/12/2013
6007-PLN-AGE-57-54-9931	Connection details south field	Drawing	0	Vendor	GEN-2	Approval	Drawing	5/12/2013
6007-PLN-AGE-57-54-9932	Connection details south field	Drawing	1	Vendor	GEN-2	Approval	Drawing	5/12/2013
6007-CAL-AGE-58-54-6420	Calculation report	Calculation		Vendor	GEN-2	Approval	Calculation	5/12/2013
6007-PLN-AGE-58-54-6420	Cover sheet. Connection south side HTF	Drawing	0	Vendor	GEN-2	Approval	Drawing	5/12/2013
6007-PLN-AGE-58-54-6421	General notes. Connection south side HTF	Drawing	1	Vendor	GEN-2	Approval	Drawing	5/12/2013
6007-PLN-AGE-58-54-6422	South side HTF frames	Drawing	1	Vendor	GEN-2	Approval	Drawing	5/12/2013
6007-PLN-AGE-58-54-6423	South side HTF connection details	Drawing	1	Vendor	GEN-2	Approval	Drawing	5/12/2013
6007-PLN-CAL-58-54-6430	Calculation report	Calculation	0	Vendor	GEN-2	Approval	Calculation	5/12/2013
6007-PLN-AGE-58-54-6430	Cover sheet. Connection north side	Drawing	0	Vendor	GEN-2	Approval	Drawing	5/12/2013
6007-PLN-AGE-58-54-6431	General notes. Connection north side	Drawing	1	Vendor	GEN-2	Approval	Drawing	5/12/2013
6007-PLN-AGE-58-54-6432	Frames north side	Drawing	1	Vendor	GEN-2	Approval	Drawing	5/12/2013
6007-PLN-AGE-58-54-6433	BCPS01 Frames north side	Drawing	1	Vendor	GEN-2	Approval	Drawing	5/12/2013
6007-PLN-AGE-58-54-6434	Connection details north side	Drawing	0	Vendor	GEN-2	Approval	Drawing	5/12/2013
6007-PLN-AGE-58-54-6435	Connection details north side	Drawing	1	Vendor	GEN-2	Approval	Drawing	5/12/2013
6007-CAL-AGE-57-54-6260	Calculation report	Calculation	1	Vendor	GEN-2	Approval	Calculation	5/12/2013
6007-PLN-AGE-57-54-6260	General notes. Connection west field	Drawing	0	Vendor	GEN-2	Approval	Drawing	5/12/2013
6007-PLN-AGE-57-54-6261	Cover sheet. Connection west field	Drawing	1	Vendor	GEN-2	Approval	Drawing	5/12/2013
6007-PLN-AGE-57-54-6262	BWT01 Frames	Drawing	1	Vendor	GEN-2	Approval	Drawing	5/12/2013
6007-PLN-AGE-57-54-6263	BWT01 Connection details	Drawing	0	Vendor	GEN-2	Approval	Drawing	5/12/2013
6007-PLN-AGE-57-54-6264	BWT01 Connection details	Drawing	1	Vendor	GEN-2	Approval	Drawing	5/12/2013
6007-CAL-AGE-57-54-2200	Calc report. Structural Steel Frames. North-East field	Calculation	5	Vendor	GEN-2	Approval	Calculation	4/7/2013
6007-PLN-AGE-57-54-2200	Cover sheet. Structural Steel Frames. North-East field	Drawing	3	Vendor	GEN-2	Approval	Drawing	4-29-201
6007-PLN-AGE-57-54-2201	General notes. Structural Steel Frames. North-East field	Drawing	4	Vendor	GEN-2	Approval	Drawing	5/4/2013
6007-PLN-AGE-57-54-2202	Frames and details I. Structural Steel Frames. North-East field	Drawing	5	Vendor	GEN-2	Approval	Drawing	4/7/2013
6007-CAL-AGE-57-54-2210	Calc report. Structural Steel Frames. East field	Calculation	5	Vendor	GEN-2	Approval	Calculation	4-29-201
6007-PLN-AGE-57-54-2210	Cover sheet. Structural Steel Frames. East field	Drawing	3	Vendor	GEN-2	Approval	Drawing	5/4/2013
6007-PLN-AGE-57-54-2211	General notes. Structural Steel Frames. East field	Drawing	6	Vendor	GEN-2	Approval	Drawing	4/7/2013
6007-PLN-AGE-57-54-2212	Frames and details I. Structural Steel Frames. East field	Drawing	6	Vendor	GEN-2	Approval	Drawing	4-29-201
6007-PLN-AGE-57-54-2213	Frames and details II. Structural Steel Frames. East field	Drawing	6	Vendor	GEN-2	Approval	Drawing	5/4/2013
6007-CAL-AGE-57-54-2220	Calc report. Structural Steel Frames. North-West field	Calculation	5	Vendor	GEN-2	Approval	Calculation	4/7/2013
6007-PLN-AGE-57-54-2220	Cover sheet. Structural Steel Frames. North-West field	Drawing	5	Vendor	GEN-2	Approval	Drawing	4-29-201
6007-PLN-AGE-57-54-2221	General notes. Structural Steel Frames. North-West field	Drawing	6	Vendor	GEN-2	Approval	Drawing	5/4/2013
6007-PLN-AGE-57-54-2222	Frames and details I. Structural Steel Frames. North-West field	Drawing	6	Vendor	GEN-2	Approval	Drawing	4/7/2013
6007-PLN-AGE-57-54-2223	Frames and details II. Structural Steel Frames. North-West field	Drawing	6	Vendor	GEN-2	Approval	Drawing	4-29-201
6007-PLN-AGE-57-54-2224	Frames and details III. Structural Steel Frames. North-West field	Drawing	6	Vendor	GEN-2	Approval	Drawing	5/4/2013
6007-CAL-AGE-57-54-2230	Calc report. Structural Steel Frames. West field	Calculation	5	Vendor	GEN-2	Approval	Calculation	5/4/2013
6007-PLN-AGE-57-54-2230	Cover sheet. Structural Steel Frames. West field	Drawing	2	Vendor	GEN-2	Approval	Drawing	3/27/2013
6007-PLN-AGE-57-54-2231	General notes. Structural Steel Frames. West field	Drawing	5	Vendor	GEN-2	Approval	Drawing	3/27/2013
6007-PLN-AGE-57-54-2232	Frames and details I. Structural Steel Frames. West field	Drawing	5	Vendor	GEN-2	Approval	Drawing	3/27/2013
6007-PLN-AGE-57-54-2233	Frames and details II. Structural Steel Frames. West field	Drawing	5	Vendor	GEN-2	Approval	Drawing	3/27/2013
6007-CAL-AGE-57-54-4950	Calc report. Structural Steel Frames. PSV East field	Calculation	3	Vendor	GEN-2	Approval	Calculation	3/27/2013
6007-PLN-AGE-57-54-4950	Cover sheet. Structural Steel Frames. PSV East field	Drawing	2	Vendor	GEN-2	Approval	Drawing	3/27/2013
6007-PLN-AGE-57-54-4951	General notes. Structural Steel Frames. PSV East field	Drawing	3	Vendor	GEN-2	Approval	Drawing	3/27/2013
6007-PLN-AGE-57-54-4952	Frames and details I. Structural Steel Frames. PSV East field	Drawing	3	Vendor	GEN-2	Approval	Drawing	3/27/2013
6007-CAL-AGE-58-54-3600	Calc report. Structural Steel Frames. North Central Plant	Calculation	3	Vendor	GEN-2	Approval	Calculation	3/27/2013
6007-PLN-AGE-58-54-3600	Cover sheet. Structural Steel Frames. North Central Plant	Drawing	3	Vendor	GEN-2	Approval	Drawing	3/27/2013
6007-PLN-AGE-58-54-3601	General notes. Structural Steel Frames. North Central Plant	Drawing	3	Vendor	GEN-2	Approval	Drawing	3/27/2013
6007-PLN-AGE-58-54-3602	Frames and details I. Structural Steel Frames. North Central Plant	Drawing	3	Vendor	GEN-2	Approval	Drawing	3/27/2013
6007-CAL-AGE-57-54-6220	Calc report. Structural Steel Frames. North field	Calculation	3	Vendor	GEN-2	Approval	Calculation	3/27/2013
6007-PLN-AGE-57-54-6260	Cover sheet. Structural Steel Frames. North field	Drawing	1	Vendor	GEN-2	Approval	Drawing	3/27/2013
6007-PLN-AGE-57-54-6261	General notes. Structural Steel Frames. North field	Drawing	3	Vendor	GEN-2	Approval	Drawing	3/27/2013
6007-PLN-AGE-57-54-6262	Frames and details I. Structural Steel Frames. North field	Drawing	2	Vendor	GEN-2	Approval	Drawing	3/27/2013
6007-PLN-AGE-57-54-6263	Frames and details II. Structural Steel Frames. North field	Drawing	1	Vendor	GEN-2	Approval	Drawing	3/27/2013
6007-PLN-AGE-57-54-6264	Frames and details III. Structural Steel Frames. North field	Drawing	2	Vendor	GEN-2	Approval	Drawing	3/27/2013
6007-CAL-AGE-57-54-6200	Calc report. Structural Steel Frames. South field	Calculation	3	Vendor	GEN-2	Approval	Calculation	3/27/2013
6007-PLN-AGE-57-54-6200	Cover sheet. Structural Steel Frames. South field	Drawing	1	Vendor	GEN-2	Approval	Drawing	3/27/2013
6007-PLN-AGE-57-54-6201	General notes. Structural Steel Frames. South field	Drawing	3	Vendor	GEN-2	Approval	Drawing	3/27/2013
6007-PLN-AGE-57-54-6202	Frames and details I. Structural Steel Frames. South field	Drawing	2	Vendor	GEN-2	Approval	Drawing	3/27/2013
6007-PLN-AGE-57-54-6203	Frames and details II. Structural Steel Frames. South field	Drawing	1	Vendor	GEN-2	Approval	Drawing	3/27/2013
6007-PLN-AGE-57-54-6204	Frames and details III. Structural Steel Frames. South field	Drawing	2	Vendor	GEN-2	Approval	Drawing	3/27/2013
6007-PLN-AGE-57-54-6205	Frames and details IV. Structural Steel Frames. South field	Drawing	2	Vendor	GEN-2	Approval	Drawing	3/27/2013
6007-CAL-AGE-57-54-6210	Calc report. Structural Steel Frames. West field	Calculation	4	Vendor	GEN-2	Approval	Calculation	3/27/2013
6007-PLN-AGE-57-54-6240	Cover sheet. Structural Steel Frames. West field	Drawing	2	Vendor	GEN-2	Approval	Drawing	3/27/2013
6007-PLN-AGE-57-54-6241	General notes. Structural Steel Frames. West field	Drawing	3	Vendor	GEN-2	Approval	Drawing	3/27/2013
6007-PLN-AGE-57-54-6242	Frames and details I. Structural Steel Frames. West field	Drawing	4	Vendor	GEN-2	Approval	Drawing	3/27/2013
6007-CAL-AGE-57-54-6230	Calc report. Structural Steel Frames. Far West field	Calculation	4	Vendor	GEN-2	Approval	Calculation	3/27/2013
6007-PLN-AGE-57-54-6280	Cover sheet. Structural Steel Frames. Far West field	Drawing	1	Vendor	GEN-2	Approval	Drawing	3/27/2013
6007-PLN-AGE-57-54-6281	General notes. Structural Steel Frames. Far West field	Drawing	3	Vendor	GEN-2	Approval	Drawing	3/27/2013
6007-PLN-AGE-57-54-6282	Frames and details I. Structural Steel Frames. Far West field	Drawing	4	Vendor	GEN-2	Approval	Drawing	3/27/2013
6007-PLN-AGE-57-54-6283	Frames and details II. Structural Steel Frames. Far West field	Drawing	4	Vendor	GEN-2	Approval	Drawing	3/27/2013
6007-CAL-AGE-57-54-7950	Calc report. Structural Steel Frames. PSV East field	Calculation	3	Vendor	GEN-2	Approval	Calculation	3/27/2013
6007-PLN-AGE-57-54-7950	Cover sheet. Structural Steel Frames. PSV East field	Drawing	1	Vendor	GEN-2	Approval	Drawing	3/27/2013
6007-PLN-AGE-57-54-7951	General notes. Structural Steel Frames. PSV East field	Drawing	2	Vendor	GEN-2	Approval	Drawing	3/27/2013
6007-PLN-AGE-57-54-7952	Frames and details I. Structural Steel Frames. PSV East field	Drawing	2	Vendor	GEN-2	Approval	Drawing	3/27/2013
6007-CAL-AGE-57-54-7960	Calc report. Structural Steel Frames. PSV West field	Calculation	4	Vendor	GEN-2	Approval	Calculation	3/27/2013
6007-PLN-AGE-57-54-7960	Cover sheet. Structural Steel Frames. PSV West field	Drawing	2	Vendor	GEN-2	Approval	Drawing	3/27/2013
6007-PLN-AGE-57-54-7961	General notes. Structural Steel Frames. PSV West field	Drawing	3	Vendor	GEN-2	Approval	Drawing	3/27/2013
6007-PLN-AGE-57-54-7962	Frames and details I. Structural Steel Frames. PSV West field	Drawing	3	Vendor	GEN-2	Approval	Drawing	3/27/2013
6007-CAL-AGE-58-54-6405	Calc report. Structural Steel Frames. South Central Plant	Calculation	2	Vendor	GEN-2	Approval	Calculation	3/27/2013
6007-PLN-AGE-58-54-6400	Cover sheet. Structural Steel Frames. South Central Plant	Drawing	2	Vendor	GEN-2	Approval	Drawing	3/27/2013
6007-PLN-AGE-58-54-6401	General notes. Structural Steel Frames. South Central Plant	Drawing	3	Vendor	GEN-2	Approval	Drawing	3/27/2013
6007-PLN-AGE-58-54-6402	Frames and details I. Structural Steel Frames. South Central Plant	Drawing	3	Vendor	GEN-2	Approval	Drawing	3/27/2013
6007-CAL-AGE-58-54-6410	Calc report. Structural Steel Frames. North Central Plant	Calculation	2	Vendor	GEN-2	Approval	Calculation	3/27/2013
6007-PLN-AGE-58-54-6410	Cover sheet. Structural Steel Frames. North Central Plant	Drawing	4	Vendor	GEN-2	Approval	Drawing	3/27/2013
6007-PLN-AGE-58-54-6411	General notes. Structural Steel Frames. North Central Plant	Drawing	3	Vendor	GEN-2	Approval	Drawing	3/27/2013
6007-PLN-AGE-58-54-6412	Frames and details I. Structural Steel Frames. North Central Plant	Drawing	5	Vendor	GEN-2	Approval	Drawing	3/27/2013
6007-PLN-AGE-58-54-6413	Frames and details II. Structural Steel Frames. North Central Plant	Drawing	5	Vendor	GEN-2	Approval	Drawing	3/27/2013
6007-CAL-AGE-74-54-2000	Calculation Report for Alpha Plant Overflow-Ullage Steel Platform	Calculation	4	Vendor	GEN-2	Approval	Calculation	5/13/2013
6007-CAL-AGE-74-54-6000	Calculation Report for Beta Plant Overflow-Ullage Steel Platform	Calculation	3	Vendor	GEN-2	Approval	Calculation	5/13/2013
6007-PLN-AGE-74-54-2000	Overflow-Ullage Steel Platform Cover Sheet Alpha Plant	Drawing	3	Vendor	GEN-2	Approval	Drawing	4/17/2013

6007-PLN-AGE-74-54-2001	Overflow-Ullage Steel Platform General Notes Alpha Plant	Drawing	4	Vendor	GEN-2	Approval	Drawing	4/26/2013
6007-PLN-AGE-74-54-2002	Overflow-Ullage Steel Platform G.A. & Base Plates Alpha Plant	Drawing	6	Vendor	GEN-2	Approval	Drawing	5/13/2013
6007-PLN-AGE-74-54-2003	Overflow-Ullage Steel Platform G.A. Plan Alpha Plant	Drawing	5	Vendor	GEN-2	Approval	Drawing	4/30/2013
6007-PLN-AGE-74-54-2004	Overflow-Ullage Steel Platform G.A. Plan Alpha Plant	Drawing	6	Vendor	GEN-2	Approval	Drawing	4/30/2013
6007-PLN-AGE-74-54-2005	Overflow-Ullage Steel Platform G.A. Plan Alpha Plant	Drawing	6	Vendor	GEN-2	Approval	Drawing	5/13/2013
6007-PLN-AGE-74-54-2006	Overflow-Ullage Steel Platform G.A. Elevation at Grid A Alpha Plant	Drawing	5	Vendor	GEN-2	Approval	Drawing	5/13/2013
6007-PLN-AGE-74-54-2007	Overflow-Ullage Steel Platform G.A. Elevation at Grid B Alpha Plant	Drawing	5	Vendor	GEN-2	Approval	Drawing	5/13/2013
6007-PLN-AGE-74-54-2008	Overflow-Ullage Steel Platform G.A. Elevation at Grid C Alpha Plant	Drawing	5	Vendor	GEN-2	Approval	Drawing	5/13/2013
6007-PLN-AGE-74-54-2009	Overflow-Ullage Steel Platform G.A. Elevation at Grid 1 & 2 Alpha Plant	Drawing	5	Vendor	GEN-2	Approval	Drawing	5/13/2013
6007-PLN-AGE-74-54-2010	Overflow-Ullage Steel Platform G.A. Elevation at Grid 3 & 4 Alpha Plant	Drawing	5	Vendor	GEN-2	Approval	Drawing	5/13/2013
6007-PLN-AGE-74-54-2011	Overflow-Ullage Steel Platform G.A. Elevation at Grid 5 & 6 Alpha Plant	Drawing	5	Vendor	GEN-2	Approval	Drawing	5/13/2013
6007-PLN-AGE-74-54-2012	Overflow-Ullage Steel Platform Stair Details Alpha Plant	Drawing	5	Vendor	GEN-2	Approval	Drawing	4/30/2013
6007-PLN-AGE-74-54-2013	Overflow-Ullage Steel Platform Section & Details Alpha Plant	Drawing	5	Vendor	GEN-2	Approval	Drawing	4/30/2013
6007-PLN-AGE-74-54-6000	Overflow-Ullage Steel Platform Cover Sheet Beta Plant	Drawing	3	Vendor	GEN-2	Approval	Drawing	4/30/2013
6007-PLN-AGE-74-54-6001	Overflow-Ullage Steel Platform General Notes Beta Plant	Drawing	3	Vendor	GEN-2	Approval	Drawing	4/26/2013
6007-PLN-AGE-74-54-6002	Overflow-Ullage Steel Platform G.A. & Base Plates Beta Plant	Drawing	5	Vendor	GEN-2	Approval	Drawing	5/13/2013
6007-PLN-AGE-74-54-6003	Overflow-Ullage Steel Platform G.A. Plan Beta Plant	Drawing	4	Vendor	GEN-2	Approval	Drawing	4/30/2013
6007-PLN-AGE-74-54-6004	Overflow-Ullage Steel Platform G.A. Plan Beta Plant	Drawing	5	Vendor	GEN-2	Approval	Drawing	5/13/2013
6007-PLN-AGE-74-54-6005	Overflow-Ullage Steel Platform G.A. Plan Beta Plant	Drawing	5	Vendor	GEN-2	Approval	Drawing	5/13/2013
6007-PLN-AGE-74-54-6006	Overflow-Ullage Steel Platform G.A. Elevation at Grid A Beta Plant	Drawing	4	Vendor	GEN-2	Approval	Drawing	5/13/2013
6007-PLN-AGE-74-54-6007	Overflow-Ullage Steel Platform G.A. Elevation at Grid B Beta Plant	Drawing	4	Vendor	GEN-2	Approval	Drawing	5/13/2013
6007-PLN-AGE-74-54-6008	Overflow-Ullage Steel Platform G.A. Elevation at Grid C Beta Plant	Drawing	4	Vendor	GEN-2	Approval	Drawing	5/13/2013
6007-PLN-AGE-74-54-6009	Overflow-Ullage Steel Platform G.A. Elevation at Grid 1 & 2 Beta Plant	Drawing	4	Vendor	GEN-2	Approval	Drawing	5/13/2013
6007-PLN-AGE-74-54-6010	Overflow-Ullage Steel Platform G.A. Elevation at Grid 3 & 4 Beta Plant	Drawing	4	Vendor	GEN-2	Approval	Drawing	5/13/2013
6007-PLN-AGE-74-54-6011	Overflow-Ullage Steel Platform G.A. Elevation at Grid 5 & 6 Beta Plant	Drawing	4	Vendor	GEN-2	Approval	Drawing	5/13/2013
6007-PLN-AGE-74-54-6012	Overflow-Ullage Steel Platform Stair Details Beta Plant	Drawing	4	Vendor	GEN-2	Approval	Drawing	4/30/2013
6007-PLN-AGE-74-54-6013	Overflow-Ullage Steel Platform Section & Details Beta Plant	Drawing	4	Vendor	GEN-2	Approval	Drawing	4/30/2013
6007-PLN-AGE-58-54-1110	Cover sheet	Drawing	0	Vendor	GEN-2	Approval	Drawing	5/29/2013
6007-PLN-AGE-58-54-1111	General notes	Drawing	0	Vendor	GEN-2	Approval	Drawing	5/29/2013
6007-PLN-AGE-58-54-1112	Plan, elevation, and details	Drawing	0	Vendor	GEN-2	Approval	Drawing	5/29/2013
6007-PLN-AGE-58-54-1113	Connections 1	Drawing	0	Vendor	GEN-2	Approval	Drawing	5/29/2013
6007-PLN-AGE-58-54-1114	Connections 2	Drawing	0	Vendor	GEN-2	Approval	Drawing	5/29/2013
6007-PLN-AGE-58-54-1115	Connections 3	Drawing	0	Vendor	GEN-2	Approval	Drawing	5/29/2013
6007-PLN-AGE-58-54-1116	Connections 4	Drawing	0	Vendor	GEN-2	Approval	Drawing	5/29/2013
6007-CAL-AGE-58-54-1110	Calculation Report	Calculation	0	Vendor	GEN-2	Approval	Calculation	5/29/2013
6007-PLN-FWE-21-52-0102	Overflow-Ullage Steel Platform G.A. Elevation at Grid 3 & 4 Alpha Plant	Drawing	3	Vendor	GEN-2	Approval	Drawing	3/4/2013
6007-PLN-FWE-21-54-0401	Overflow-Ullage Steel Platform G.A. Elevation at Grid 5 & 6 Alpha Plant	Drawing	1	Vendor	GEN-2	Approval	Drawing	3/4/2013
6007-PLN-FWE-21-54-0402	Overflow-Ullage Steel Platform Stair Details Alpha Plant	Drawing	1	Vendor	GEN-2	Approval	Drawing	3/4/2013
6007-PLN-FWE-21-54-0403	Overflow-Ullage Steel Platform Section & Details Alpha Plant	Drawing	1	Vendor	GEN-2	Approval	Drawing	3/4/2013
6007-PLN-FWE-21-52-0002	Overflow-Ullage Steel Platform Cover Sheet Beta Plant	Drawing	3	Vendor	GEN-2	Approval	Drawing	3/4/2013
6007-PLN-FWE-21-52-0003	Overflow-Ullage Steel Platform General Notes Beta Plant	Drawing	2	Vendor	GEN-2	Approval	Drawing	3/4/2013
6007-PLN-FWE-21-52-0004	Overflow-Ullage Steel Platform G.A. & Base Plates Beta Plant	Drawing	2	Vendor	GEN-2	Approval	Drawing	3/4/2013
6007-PLN-FWE-21-52-0201	Overflow-Ullage Steel Platform G.A. Plan Beta Plant	Drawing	4	Vendor	GEN-2	Approval	Drawing	3/4/2013
6007-PLN-FWE-21-52-0202	Overflow-Ullage Steel Platform G.A. Plan Beta Plant	Drawing	4	Vendor	GEN-2	Approval	Drawing	3/4/2013
6007-PLN-FWE-21-54-0301	Overflow-Ullage Steel Platform G.A. Plan Beta Plant	Drawing	2	Vendor	GEN-2	Approval	Drawing	3/4/2013
6007-PLN-FWE-21-54-0301	Overflow-Ullage Steel Platform G.A. Elevation at Grid A Beta Plant	Drawing	4	Vendor	GEN-2	Approval	Drawing	3/4/2013
6007-PLN-FWE-21-54-0302	Overflow-Ullage Steel Platform G.A. Elevation at Grid B Beta Plant	Drawing	2	Vendor	GEN-2	Approval	Drawing	3/4/2013
6007-PLN-FWE-21-54-0303	Overflow-Ullage Steel Platform G.A. Elevation at Grid C Beta Plant	Drawing	2	Vendor	GEN-2	Approval	Drawing	3/4/2013
6007-PLN-FWE-21-54-0304	Overflow-Ullage Steel Platform G.A. Elevation at Grid 1 & 2 Beta Plant	Drawing	2	Vendor	GEN-2	Approval	Drawing	3/4/2013
6007-PLN-FWE-21-54-0305	Overflow-Ullage Steel Platform G.A. Elevation at Grid 3 & 4 Beta Plant	Drawing	4	Vendor	GEN-2	Approval	Drawing	3/4/2013
6007-PLN-FWE-21-54-0306	Overflow-Ullage Steel Platform G.A. Elevation at Grid 5 & 6 Beta Plant	Drawing	4	Vendor	GEN-2	Approval	Drawing	3/4/2013
6007-PLN-FWE-21-54-0307	Overflow-Ullage Steel Platform Stair Details Beta Plant	Drawing	3	Vendor	GEN-2	Approval	Drawing	3/4/2013
6007-PLN-FWE-21-54-0311	Overflow-Ullage Steel Platform Section & Details Beta Plant	Drawing	2	Vendor	GEN-2	Approval	Drawing	3/4/2013
6007-PLN-FWE-21-54-0312	Cover sheet	Drawing	2	Vendor	GEN-2	Approval	Drawing	3/4/2013
6007-PLN-FWE-21-54-0321	General notes	Drawing	2	Vendor	GEN-2	Approval	Drawing	3/4/2013
6007-PLN-FWE-21-54-0351	Plan, elevation, and details	Drawing	2	Vendor	GEN-2	Approval	Drawing	3/4/2013
6007-PLN-FWE-21-54-0352	Connections 1	Drawing	2	Vendor	GEN-2	Approval	Drawing	3/4/2013
6007-CAL-FWE-21-52-0020	Connections 2	Calculation	1	Vendor	GEN-2	Approval	Calculation	na
6007-CAL-FWE-21-52-0021	Connections 3	Calculation	0	Vendor	GEN-2	Approval	Calculation	na
6007-PLN-AGE-57-54-2280	Calculation report	Drawing	1	Vendor	GEN-2	Approval	Drawing	6/3/2013
6007-PLN-AGE-57-54-2280	Cover sheet. Connections west field	Drawing	0	Vendor	GEN-2	Approval	Drawing	6/3/2013
6007-PLN-AGE-57-54-2281	General notes. Connections west field	Drawing	1	Vendor	GEN-2	Approval	Drawing	6/3/2013
6007-PLN-AGE-57-54-2282	AWT01. Frames	Drawing	1	Vendor	GEN-2	Approval	Drawing	6/3/2013
6007-PLN-AGE-57-54-2283	AWT02. Frames	Drawing	1	Vendor	GEN-2	Approval	Drawing	6/3/2013
6007-PLN-AGE-57-54-2284	Connection details west field	Drawing	0	Vendor	GEN-2	Approval	Drawing	6/3/2013
6007-PLN-AGE-57-54-2285	Connection details west field	Drawing	1	Vendor	GEN-2	Approval	Drawing	6/3/2013
6007-PLN-AGE-57-54-4970	Calculation report	Drawing	1	Vendor	GEN-2	Approval	Drawing	6/3/2013
6007-PLN-AGE-57-54-4970	Cover sheet. Connection PSV areas	Drawing	0	Vendor	GEN-2	Approval	Drawing	6/3/2013
6007-PLN-AGE-57-54-4971	General notes. Connection PSV areas	Drawing	1	Vendor	GEN-2	Approval	Drawing	6/3/2013
6007-PLN-AGE-57-54-4972	PSV areas frames	Drawing	1	Vendor	GEN-2	Approval	Drawing	6/3/2013
6007-PLN-AGE-57-54-4973	Connection details PSV areas	Drawing	0	Vendor	GEN-2	Approval	Drawing	6/3/2013
6007-PLN-AGE-57-54-4974	Connection details PSV areas	Drawing	1	Vendor	GEN-2	Approval	Drawing	6/3/2013
6007-PLN-AGE-58-54-3620	Calculation report	Drawing	1	Vendor	GEN-2	Approval	Drawing	6/3/2013
6007-PLN-AGE-58-54-3620	Connection details central plant	Drawing	0	Vendor	GEN-2	Approval	Drawing	6/3/2013
6007-PLN-AGE-58-54-3621	Connection details central plant	Drawing	1	Vendor	GEN-2	Approval	Drawing	6/3/2013
6007-PLN-AGE-58-54-3622	Central plant. Frames	Drawing	1	Vendor	GEN-2	Approval	Drawing	6/3/2013
6007-PLN-AGE-58-54-3623	Central plant. Connection details	Drawing	0	Vendor	GEN-2	Approval	Drawing	6/3/2013
6007-PLN-AGE-58-54-3624	Central plant. Connection details	Drawing	1	Vendor	GEN-2	Approval	Drawing	6/3/2013
6007-PLN-AGE-57-54-2250	Calculation report	Drawing		Vendor	GEN-2	Approval	Drawing	6/3/2013
6007-PLN-AGE-57-54-2250	Cover sheet. Connection north east field	Drawing	0	Vendor	GEN-2	Approval	Drawing	6/3/2013
6007-PLN-AGE-57-54-2251	General notes. Connection north east field	Drawing	1	Vendor	GEN-2	Approval	Drawing	6/3/2013
6007-PLN-AGE-57-54-2252	Frames north east field	Drawing	1	Vendor	GEN-2	Approval	Drawing	6/3/2013
6007-PLN-AGE-57-54-2253	Connections details north east field	Drawing	0	Vendor	GEN-2	Approval	Drawing	6/3/2013
6007-PLN-AGE-57-54-2254	Connections details north east field	Drawing	1	Vendor	GEN-2	Approval	Drawing	6/3/2013
6007-PLN-AGE-57-54-2260	Calculation report	Drawing	1	Vendor	GEN-2	Approval	Drawing	6/3/2013
6007-PLN-AGE-57-54-2260	Cover sheet. Connections east field	Drawing	0	Vendor	GEN-2	Approval	Drawing	6/3/2013
6007-PLN-AGE-57-54-2261	General notes. Connections east field	Drawing	1	Vendor	GEN-2	Approval	Drawing	6/3/2013
6007-PLN-AGE-57-54-2262	AET01. Frames	Drawing	1	Vendor	GEN-2	Approval	Drawing	6/3/2013
6007-PLN-AGE-57-54-2263	AET02. Frames	Drawing	1	Vendor	GEN-2	Approval	Drawing	6/3/2013
6007-PLN-AGE-57-54-2264	Connection details east field	Drawing	0	Vendor	GEN-2	Approval	Drawing	6/3/2013
6007-PLN-AGE-57-54-2265	Connection details east field	Drawing	1	Vendor	GEN-2	Approval	Drawing	6/3/2013
6007-PLN-AGE-57-54-2270	Calculation report	Drawing	1	Vendor	GEN-2	Approval	Drawing	6/3/2013
6007-PLN-AGE-57-54-2270	Cover sheet. Connections north-west field	Drawing	0	Vendor	GEN-2	Approval	Drawing	6/3/2013
6007-PLN-AGE-57-54-2271	General notes. Connections north-west field	Drawing	1	Vendor	GEN-2	Approval	Drawing	6/3/2013
6007-PLN-AGE-57-54-2272	ANWT01. Frames	Drawing	1	Vendor	GEN-2	Approval	Drawing	6/3/2013
6007-PLN-AGE-57-54-2273	ANWT02. Frames	Drawing	1	Vendor	GEN-2	Approval	Drawing	6/3/2013
6007-PLN-AGE-57-54-2274	ANWT03. Frames	Drawing	1	Vendor	GEN-2	Approval	Drawing	6/3/2013
6007-PLN-AGE-57-54-2275	Connection details north west field	Drawing	0	Vendor	GEN-2	Approval	Drawing	6/3/2013
6007-PLN-AGE-57-54-2276	Connection details north west field	Drawing	1	Vendor	GEN-2	Approval	Drawing	6/3/2013
6007-CAL-AGE-57-54-6300	Calculation report	Calculation	0	Vendor	GEN-2	Approval	Calculation	6/3/2013
6007-PLN-AGE-57-54-6300	Cover sheet. Connection far west field	Drawing	1	Vendor	GEN-2	Approval	Drawing	6/3/2013
6007-PLN-AGE-57-54-6301	General notes. Connection far west field	Drawing	1	Vendor	GEN-2	Approval	Drawing	6/3/2013
6007-PLN-AGE-57-54-6302	BFWT01. Frames	Drawing	1	Vendor	GEN-2	Approval	Drawing	6/3/2013
6007-PLN-AGE-57-54-6303	BFWT02. Frames	Drawing	1	Vendor	GEN-2	Approval	Drawing	6/3/2013
6007-PLN-AGE-57-54-6304	Connection details far west field	Drawing	0	Vendor	GEN-2	Approval	Drawing	6/3/2013
6007-PLN-AGE-57-54-6305	Connection details far west field	Drawing	1	Vendor	GEN-2	Approval	Drawing	6/3/2013
6007-CAL-AGE-57-54-7970	Calculation report	Calculation	1	Vendor	GEN-2	Approval	Calculation	6/3/2013
6007-PLN-AGE-57-54-7970	Cover sheet. Connection PSV areas east	Drawing	0	Vendor	GEN-2	Approval	Drawing	6/3/2013
6007-PLN-AGE-57-54-7971	General notes. Connection PSV areas east	Drawing	1	Vendor	GEN-2	Approval	Drawing	6/3/2013
6007-PLN-AGE-57-54-7972	PSV areas east frames	Drawing	1	Vendor	GEN-2	Approval	Drawing	6/3/2013
6007-PLN-AGE-57-54-7973	Connection details PSV areas east	Drawing	2	Vendor	GEN-2	Approval	Drawing	6/3/2013
6007-CAL-AGE-57-54-7980	Calculation report	Calculation	1	Vendor	GEN-2	Approval	Calculation	6/3/2013
6007-PLN-AGE-57-54-7980	Cover sheet. Connection PSV areas west	Drawing	0	Vendor	GEN-2	Approval	Drawing	6/3/2013
6007-PLN-AGE-57-54-7981	General notes. Connection PSV areas west	Drawing	1	Vendor	GEN-2	Approval	Drawing	6/3/2013
6007-PLN-AGE-57-54-7982	PSV areas west frames	Drawing	1	Vendor	GEN-2	Approval	Drawing	6/3/2013
6007-PLN-AGE-57-54-7983	Connection details PSV areas west	Drawing	0	Vendor	GEN-2	Approval	Drawing	6/3/2013
6007-PLN-AGE-57-54-7984	Connection details PSV areas west	Drawing	1	Vendor	GEN-2	Approval	Drawing	6/3/2013
6007-CAL-AGE-57-54-9900	Calculation report	Calculation	1	Vendor	GEN-2	Approval	Calculation	6/3/2013
6007-PLN-AGE-57-54-9900	General notes. Connection north field	Drawing	0	Vendor	GEN-2	Approval	Drawing	6/3/2013
6007-PLN-AGE-57-54-9901	Cover sheet. Connection north field	Drawing	1	Vendor	GEN-2	Approval	Drawing	6/3/2013
6007-PLN-AGE-57-54-9902	BNT01 Frames	Drawing	1	Vendor	GEN-2	Approval	Drawing	6/3/2013
6007-PLN-AGE-57-54-9903	BNT02 Frames	Drawing	1	Vendor	GEN-2	Approval	Drawing	6/3/2013
6007-PLN-AGE-57-54-9904	Connection details	Drawing	0	Vendor	GEN-2	Approval	Drawing	6/3/2013
6007-PLN-AGE-57-54-9905	Connection details	Drawing	1	Vendor	GEN-2	Approval	Drawing	6/3/2013
6007-CAL-AGE-57-54-9926	Calculation report	Calculation	0	Vendor	GEN-2	Approval	Calculation	6/3/2013
6007-PLN-AGE-57-54-9926	Cover sheet. Connection south field	Drawing	0	Vendor	GEN-2	Approval	Drawing	6/3/2013
6007-PLN-AGE-57-54-9927	General notes. Connection south field	Drawing	1	Vendor	GEN-2	Approval	Drawing	6/3/2013
6007-PLN-AGE-57-54-9928	BST01. Frames	Drawing	1	Vendor	GEN-2	Approval	Drawing	6/3/2013
6007-PLN-AGE-57-54-9929	BST02. Frames	Drawing	1	Vendor	GEN-2	Approval	Drawing	6/3/2013
6007-PLN-AGE-57-54-9930	BST03. Frames	Drawing	1	Vendor	GEN-2	Approval	Drawing	6/3/2013
6007-PLN-AGE-57-54-9931	Connection details south field	Drawing	0	Vendor	GEN-2	Approval	Drawing	6/3/2013
6007-PLN-AGE-57-54-9932	Connection details south field	Drawing	1	Vendor	GEN-2	Approval	Drawing	6/3/2013
6007-CAL-AGE-58-54-6420	Calculation report	Calculation		Vendor	GEN-2	Approval	Calculation	6/3/2013
6007-PLN-AGE-58-54-6420	Cover sheet. Connection south side HTF	Drawing	0	Vendor	GEN-2	Approval	Drawing	6/3/2013
6007-PLN-AGE-58-54-6421	General notes. Connection south side HTF	Drawing	1	Vendor	GEN-2	Approval	Drawing	6/3/2013
6007-PLN-AGE-58-54-6422	South side HTF frames	Drawing	1	Vendor	GEN-2	Approval	Drawing	6/3/2013
6007-PLN-AGE-58-54-6423	South side HTF connection details	Drawing	1	Vendor	GEN-2	Approval	Drawing	6/3/2013
6007-CAL-AGE-58-54-6430	Calculation report	Calculation	0	Vendor	GEN-2	Approval	Calculation	6/3/2013
6007-PLN-AGE-58-54-6430	Cover sheet. Connection north side	Drawing	0	Vendor	GEN-2	Approval	Drawing	6/3/2013
6007-PLN-AGE-58-54-6431	General notes. Connection north side	Drawing	1	Vendor	GEN-2	Approval	Drawing	6/3/2013
6007-PLN-AGE-58-54-6432	Frames north side	Drawing	1	Vendor	GEN-2	Approval	Drawing	6/3/2013
6007-PLN-AGE-58-54-6433	BCP501 Frames north side	Drawing	1	Vendor	GEN-2	Approval	Drawing	6/3/2013
6007-PLN-AGE-58-54-6434	Connection details north side	Drawing	0	Vendor	GEN-2	Approval	Drawing	6/3/2013
6007-PLN-AGE-58-54-6435	Connection details north side	Drawing	1	Vendor	GEN-2	Approval	Drawing	6/3/2013
6007-CAL-AGE-57-54-6260	Calculation report	Calculation	1	Vendor	GEN-2	Approval	Calculation	6/3/2013
6007-PLN-AGE-57-54-6260	General notes. Connection west field	Drawing	0	Vendor	GEN-2	Approval	Drawing	6/3/2013
6007-PLN-AGE-57-54-6261	Cover sheet. Connection west field	Drawing	1	Vendor	GEN-2	Approval	Drawing	6/3/2013
6007-PLN-AGE-57-54-6262	BWT01 Frames	Drawing	1	Vendor	GEN-2	Approval	Drawing	6/3/2013
6007-PLN-AGE-57-54-6263	BWT01 Connection details	Drawing	0	Vendor	GEN-2	Approval	Drawing	6/3/2013
6007-PLN-AGE-57-54-6264	BWT01 Connection details	Drawing	1	Vendor	GEN-2	Approval	Drawing	6/3/2013
6007-CAL-AGE-57-54-2200	Calc report. Structural Steel Frames. North-East field	Calculation	5	Vendor	GEN-2	Approval	Calculation	6/3/2013
6007-PLN-AGE-57-54-2200	Cover sheet. Structural Steel Frames. North-East field	Drawing	3	Vendor	GEN-2	Approval	Drawing	6/3/2013
6007-PLN-AGE-57-54-2201	General notes. Structural Steel Frames. North-East field	Drawing	4	Vendor	GEN-2	Approval	Drawing	6/3/2013
6007-PLN-AGE-57-54-2202	Frames and details I. Structural Steel Frames. North-East field	Drawing	5	Vendor	GEN-2	Approval	Drawing	6/3/2013
6007-CAL-AGE-57-54-2210	Calc report. Structural Steel Frames. East field	Calculation	5	Vendor	GEN-2	Approval	Calculation	6/3/2013
6007-PLN-AGE-57-54-2210	Cover sheet. Structural Steel Frames. East field	Drawing	3	Vendor	GEN-2	Approval	Drawing	6/3/2013
6007-PLN-AGE-57-54-2211	General notes. Structural Steel Frames. East field	Drawing	6	Vendor	GEN-2	Approval	Drawing	6/3/2013
6007-PLN-AGE-57-54-2212	Frames and details I. Structural Steel Frames. East field	Drawing	6	Vendor	GEN-2	Approval	Drawing	6/3/2013

6007-PLN-AGE-57-54-2213	Frames and details II. Structural Steel Frames. East field	Drawing	6	Vendor	GEN-2	Approval	Drawing	6/3/2013
6007-CAL-AGE-57-54-2220	Calc report. Structural Steel Frames. North-West field	Calculation	5	Vendor	GEN-2	Approval	Calculation	6/3/2013
6007-PLN-AGE-57-54-2220	Cover sheet. Structural Steel Frames. North-West field	Drawing	5	Vendor	GEN-2	Approval	Drawing	6/3/2013
6007-PLN-AGE-57-54-2221	General notes. Structural Steel Frames. North-West field	Drawing	6	Vendor	GEN-2	Approval	Drawing	6/3/2013
6007-PLN-AGE-57-54-2222	Frames and details I. Structural Steel Frames. North-West field	Drawing	6	Vendor	GEN-2	Approval	Drawing	6/3/2013
6007-PLN-AGE-57-54-2223	Frames and details II. Structural Steel Frames. North-West field	Drawing	6	Vendor	GEN-2	Approval	Drawing	6/3/2013
6007-PLN-AGE-57-54-2224	Frames and details III. Structural Steel Frames. North-West field	Drawing	6	Vendor	GEN-2	Approval	Drawing	6/3/2013
6007-CAL-AGE-57-54-2230	Calc report. Structural Steel Frames. West field	Calculation	5	Vendor	GEN-2	Approval	Calculation	6/3/2013
6007-PLN-AGE-57-54-2230	Cover sheet. Structural Steel Frames. West field	Drawing	2	Vendor	GEN-2	Approval	Drawing	6/3/2013
6007-PLN-AGE-57-54-2231	General notes. Structural Steel Frames. West field	Drawing	5	Vendor	GEN-2	Approval	Drawing	6/3/2013
6007-PLN-AGE-57-54-2232	Frames and details I. Structural Steel Frames. West field	Drawing	5	Vendor	GEN-2	Approval	Drawing	6/3/2013
6007-PLN-AGE-57-54-2233	Frames and details II. Structural Steel Frames. West field	Drawing	5	Vendor	GEN-2	Approval	Drawing	6/3/2013
6007-CAL-AGE-57-54-4950	Calc report. Structural Steel Frames. PSV East field	Calculation	3	Vendor	GEN-2	Approval	Calculation	6/3/2013
6007-PLN-AGE-57-54-4950	Cover sheet. Structural Steel Frames. PSV East field	Drawing	2	Vendor	GEN-2	Approval	Drawing	6/3/2013
6007-PLN-AGE-57-54-4951	General notes. Structural Steel Frames. PSV East field	Drawing	3	Vendor	GEN-2	Approval	Drawing	6/3/2013
6007-PLN-AGE-57-54-4952	Frames and details I. Structural Steel Frames. PSV East field	Drawing	3	Vendor	GEN-2	Approval	Drawing	6/3/2013
6007-CAL-AGE-58-54-3600	Calc report. Structural Steel Frames. North Central Plant	Calculation	3	Vendor	GEN-2	Approval	Calculation	6/3/2013
6007-PLN-AGE-58-54-3600	Cover sheet. Structural Steel Frames. North Central Plant	Drawing	3	Vendor	GEN-2	Approval	Drawing	6/3/2013
6007-PLN-AGE-58-54-3601	General notes. Structural Steel Frames. North Central Plant	Drawing	3	Vendor	GEN-2	Approval	Drawing	6/3/2013
6007-PLN-AGE-58-54-3602	Frames and details I. Structural Steel Frames. North Central Plant	Drawing	3	Vendor	GEN-2	Approval	Drawing	6/3/2013
6007-CAL-AGE-57-54-6220	Calc report. Structural Steel Frames. North field	Calculation	3	Vendor	GEN-2	Approval	Calculation	6/3/2013
6007-PLN-AGE-57-54-6260	Cover sheet. Structural Steel Frames. North field	Drawing	1	Vendor	GEN-2	Approval	Drawing	6/3/2013
6007-PLN-AGE-57-54-6261	General notes. Structural Steel Frames. North field	Drawing	3	Vendor	GEN-2	Approval	Drawing	6/3/2013
6007-PLN-AGE-57-54-6262	Frames and details I. Structural Steel Frames. North field	Drawing	2	Vendor	GEN-2	Approval	Drawing	6/3/2013
6007-PLN-AGE-57-54-6263	Frames and details II. Structural Steel Frames. North field	Drawing	1	Vendor	GEN-2	Approval	Drawing	6/3/2013
6007-PLN-AGE-57-54-6264	Frames and details III. Structural Steel Frames. North field	Drawing	2	Vendor	GEN-2	Approval	Drawing	6/3/2013
6007-CAL-AGE-57-54-6200	Calc report. Structural Steel Frames. South field	Calculation	3	Vendor	GEN-2	Approval	Calculation	6/3/2013
6007-PLN-AGE-57-54-6200	Cover sheet. Structural Steel Frames. South field	Drawing	1	Vendor	GEN-2	Approval	Drawing	6/3/2013
6007-PLN-AGE-57-54-6201	General notes. Structural Steel Frames. South field	Drawing	3	Vendor	GEN-2	Approval	Drawing	6/3/2013
6007-PLN-AGE-57-54-6202	Frames and details I. Structural Steel Frames. South field	Drawing	2	Vendor	GEN-2	Approval	Drawing	6/3/2013
6007-PLN-AGE-57-54-6203	Frames and details II. Structural Steel Frames. South field	Drawing	1	Vendor	GEN-2	Approval	Drawing	6/3/2013
6007-PLN-AGE-57-54-6204	Frames and details III. Structural Steel Frames. South field	Drawing	2	Vendor	GEN-2	Approval	Drawing	6/3/2013
6007-PLN-AGE-57-54-6205	Frames and details IV. Structural Steel Frames. South field	Drawing	2	Vendor	GEN-2	Approval	Drawing	6/3/2013
6007-CAL-AGE-57-54-6210	Calc report. Structural Steel Frames. West field	Calculation	4	Vendor	GEN-2	Approval	Calculation	6/3/2013
6007-PLN-AGE-57-54-6240	Cover sheet. Structural Steel Frames. West field	Drawing	2	Vendor	GEN-2	Approval	Drawing	6/3/2013
6007-PLN-AGE-57-54-6241	General notes. Structural Steel Frames. West field	Drawing	3	Vendor	GEN-2	Approval	Drawing	6/3/2013
6007-PLN-AGE-57-54-6242	Frames and details I. Structural Steel Frames. West field	Drawing	4	Vendor	GEN-2	Approval	Drawing	6/3/2013
6007-CAL-AGE-57-54-6230	Calc report. Structural Steel Frames. Far West field	Calculation	4	Vendor	GEN-2	Approval	Calculation	6/3/2013
6007-PLN-AGE-57-54-6280	Cover sheet. Structural Steel Frames. Far West field	Drawing	1	Vendor	GEN-2	Approval	Drawing	6/3/2013
6007-PLN-AGE-57-54-6281	General notes. Structural Steel Frames. Far West field	Drawing	3	Vendor	GEN-2	Approval	Drawing	6/3/2013
6007-PLN-AGE-57-54-6282	Frames and details I. Structural Steel Frames. Far West field	Drawing	4	Vendor	GEN-2	Approval	Drawing	6/3/2013
6007-PLN-AGE-57-54-6283	Frames and details II. Structural Steel Frames. Far West field	Drawing	4	Vendor	GEN-2	Approval	Drawing	6/3/2013
6007-CAL-AGE-57-54-7950	Calc report. Structural Steel Frames. PSV East field	Calculation	3	Vendor	GEN-2	Approval	Calculation	6/3/2013
6007-PLN-AGE-57-54-7950	Cover sheet. Structural Steel Frames. PSV East field	Drawing	1	Vendor	GEN-2	Approval	Drawing	6/3/2013
6007-PLN-AGE-57-54-7951	General notes. Structural Steel Frames. PSV East field	Drawing	2	Vendor	GEN-2	Approval	Drawing	6/3/2013
6007-PLN-AGE-57-54-7952	Frames and details I. Structural Steel Frames. PSV East field	Drawing	2	Vendor	GEN-2	Approval	Drawing	6/3/2013
6007-CAL-AGE-57-54-7960	Calc report. Structural Steel Frames. PSV West field	Calculation	4	Vendor	GEN-2	Approval	Calculation	6/3/2013
6007-PLN-AGE-57-54-7960	Cover sheet. Structural Steel Frames. PSV West field	Drawing	2	Vendor	GEN-2	Approval	Drawing	6/3/2013
6007-PLN-AGE-57-54-7961	General notes. Structural Steel Frames. PSV West field	Drawing	3	Vendor	GEN-2	Approval	Drawing	6/3/2013
6007-PLN-AGE-57-54-7962	Frames and details I. Structural Steel Frames. PSV West field	Drawing	3	Vendor	GEN-2	Approval	Drawing	6/3/2013
6007-CAL-AGE-58-54-6405	Calc report. Structural Steel Frames. South Central Plant	Calculation	2	Vendor	GEN-2	Approval	Calculation	6/3/2013
6007-PLN-AGE-58-54-6400	Cover sheet. Structural Steel Frames. South Central Plant	Drawing	2	Vendor	GEN-2	Approval	Drawing	6/3/2013
6007-PLN-AGE-58-54-6401	General notes. Structural Steel Frames. South Central Plant	Drawing	3	Vendor	GEN-2	Approval	Drawing	6/3/2013
6007-PLN-AGE-58-54-6402	Frames and details I. Structural Steel Frames. South Central Plant	Drawing	3	Vendor	GEN-2	Approval	Drawing	6/3/2013
6007-CAL-AGE-58-54-6410	Calc report. Structural Steel Frames. North Central Plant	Calculation	2	Vendor	GEN-2	Approval	Calculation	6/3/2013
6007-PLN-AGE-58-54-6410	Cover sheet. Structural Steel Frames. North Central Plant	Drawing	4	Vendor	GEN-2	Approval	Drawing	6/3/2013
6007-PLN-AGE-58-54-6411	General notes. Structural Steel Frames. North Central Plant	Drawing	3	Vendor	GEN-2	Approval	Drawing	6/3/2013
6007-PLN-AGE-58-54-6412	Frames and details I. Structural Steel Frames. North Central Plant	Drawing	5	Vendor	GEN-2	Approval	Drawing	6/3/2013
6007-PLN-AGE-58-54-6413	Frames and details II. Structural Steel Frames. North Central Plant	Drawing	5	Vendor	GEN-2	Approval	Drawing	6/3/2013
6007-CAL-AGE-74-54-2000	Calculation Report for Alpha Plant Overflow-Ullage Steel Platform	Calculation	4	Vendor	GEN-2	Approval	Calculation	6/5/2013
6007-CAL-AGE-74-54-6000	Calculation Report for Beta Plant Overflow-Ullage Steel Platform	Calculation	3	Vendor	GEN-2	Approval	Calculation	6/5/2013
6007-PLN-AGE-74-54-2000	Overflow-Ullage Steel Platform Cover Sheet Alpha Plant	Drawing	3	Vendor	GEN-2	Approval	Drawing	6/5/2013
6007-PLN-AGE-74-54-2001	Overflow-Ullage Steel Platform General Notes Alpha Plant	Drawing	4	Vendor	GEN-2	Approval	Drawing	6/5/2013
6007-PLN-AGE-74-54-2002	Overflow-Ullage Steel Platform G.A. & Base Plates Alpha Plant	Drawing	6	Vendor	GEN-2	Approval	Drawing	6/5/2013
6007-PLN-AGE-74-54-2003	Overflow-Ullage Steel Platform G.A. Plan Alpha Plant	Drawing	5	Vendor	GEN-2	Approval	Drawing	6/5/2013
6007-PLN-AGE-74-54-2004	Overflow-Ullage Steel Platform G.A. Plan Alpha Plant	Drawing	6	Vendor	GEN-2	Approval	Drawing	6/5/2013
6007-PLN-AGE-74-54-2005	Overflow-Ullage Steel Platform G.A. Plan Alpha Plant	Drawing	6	Vendor	GEN-2	Approval	Drawing	6/5/2013
6007-PLN-AGE-74-54-2006	Overflow-Ullage Steel Platform G.A. Elevation at Grid A Alpha Plant	Drawing	5	Vendor	GEN-2	Approval	Drawing	6/5/2013
6007-PLN-AGE-74-54-2007	Overflow-Ullage Steel Platform G.A. Elevation at Grid B Alpha Plant	Drawing	5	Vendor	GEN-2	Approval	Drawing	6/5/2013
6007-PLN-AGE-74-54-2008	Overflow-Ullage Steel Platform G.A. Elevation at Grid C Alpha Plant	Drawing	5	Vendor	GEN-2	Approval	Drawing	6/5/2013
6007-PLN-AGE-74-54-2009	Overflow-Ullage Steel Platform G.A. Elevation at Grid 1 & 2 Alpha Plant	Drawing	5	Vendor	GEN-2	Approval	Drawing	6/5/2013
6007-PLN-AGE-74-54-2010	Overflow-Ullage Steel Platform G.A. Elevation at Grid 3 & 4 Alpha Plant	Drawing	5	Vendor	GEN-2	Approval	Drawing	6/5/2013
6007-PLN-AGE-74-54-2011	Overflow-Ullage Steel Platform G.A. Elevation at Grid 5 & 6 Alpha Plant	Drawing	5	Vendor	GEN-2	Approval	Drawing	6/5/2013
6007-PLN-AGE-74-54-2012	Overflow-Ullage Steel Platform Stair Details Alpha Plant	Drawing	5	Vendor	GEN-2	Approval	Drawing	6/5/2013
6007-PLN-AGE-74-54-2013	Overflow-Ullage Steel Platform Section & Details Alpha Plant	Drawing	5	Vendor	GEN-2	Approval	Drawing	6/5/2013
6007-PLN-AGE-74-54-6000	Overflow-Ullage Steel Platform Cover Sheet Beta Plant	Drawing	3	Vendor	GEN-2	Approval	Drawing	6/5/2013
6007-PLN-AGE-74-54-6001	Overflow-Ullage Steel Platform General Notes Beta Plant	Drawing	3	Vendor	GEN-2	Approval	Drawing	6/5/2013
6007-PLN-AGE-74-54-6002	Overflow-Ullage Steel Platform G.A. & Base Plates Beta Plant	Drawing	5	Vendor	GEN-2	Approval	Drawing	6/5/2013
6007-PLN-AGE-74-54-6003	Overflow-Ullage Steel Platform G.A. Plan Beta Plant	Drawing	4	Vendor	GEN-2	Approval	Drawing	6/5/2013
6007-PLN-AGE-74-54-6004	Overflow-Ullage Steel Platform G.A. Plan Beta Plant	Drawing	5	Vendor	GEN-2	Approval	Drawing	6/5/2013
6007-PLN-AGE-74-54-6005	Overflow-Ullage Steel Platform G.A. Plan Beta Plant	Drawing	5	Vendor	GEN-2	Approval	Drawing	6/5/2013
6007-PLN-AGE-74-54-6006	Overflow-Ullage Steel Platform G.A. Elevation at Grid A Beta Plant	Drawing	4	Vendor	GEN-2	Approval	Drawing	6/5/2013
6007-PLN-AGE-74-54-6007	Overflow-Ullage Steel Platform G.A. Elevation at Grid B Beta Plant	Drawing	4	Vendor	GEN-2	Approval	Drawing	6/5/2013
6007-PLN-AGE-74-54-6008	Overflow-Ullage Steel Platform G.A. Elevation at Grid C Beta Plant	Drawing	4	Vendor	GEN-2	Approval	Drawing	6/5/2013
6007-PLN-AGE-74-54-6009	Overflow-Ullage Steel Platform G.A. Elevation at Grid 1 & 2 Beta Plant	Drawing	4	Vendor	GEN-2	Approval	Drawing	6/5/2013
6007-PLN-AGE-74-54-6010	Overflow-Ullage Steel Platform G.A. Elevation at Grid 3 & 4 Beta Plant	Drawing	4	Vendor	GEN-2	Approval	Drawing	6/5/2013
6007-PLN-AGE-74-54-6011	Overflow-Ullage Steel Platform G.A. Elevation at Grid 5 & 6 Beta Plant	Drawing	4	Vendor	GEN-2	Approval	Drawing	6/5/2013
6007-PLN-AGE-74-54-6012	Overflow-Ullage Steel Platform Stair Details Beta Plant	Drawing	4	Vendor	GEN-2	Approval	Drawing	6/5/2013
6007-PLN-AGE-74-54-6013	Overflow-Ullage Steel Platform Section & Details Beta Plant	Drawing	4	Vendor	GEN-2	Approval	Drawing	6/5/2013
6007-PLN-AGE-58-54-1110	Cover sheet	Drawing	0	Vendor	GEN-2	Approval	Drawing	6/3/2013
6007-PLN-AGE-58-54-1111	General notes	Drawing	0	Vendor	GEN-2	Approval	Drawing	6/3/2013
6007-PLN-AGE-58-54-1112	Plan, elevation, and details	Drawing	0	Vendor	GEN-2	Approval	Drawing	6/3/2013
6007-PLN-AGE-58-54-1113	Connections 1	Drawing	0	Vendor	GEN-2	Approval	Drawing	6/3/2013
6007-PLN-AGE-58-54-1114	Connections 2	Drawing	0	Vendor	GEN-2	Approval	Drawing	6/3/2013
6007-PLN-AGE-58-54-1115	Connections 3	Drawing	0	Vendor	GEN-2	Approval	Drawing	6/3/2013
6007-PLN-AGE-58-54-1116	Connections 4	Drawing	0	Vendor	GEN-2	Approval	Drawing	6/3/2013
6007-CAL-AGE-58-54-1110	Calculation Report	Calculation	0	Vendor	GEN-2	Approval	Calculation	6/3/2013
6007-CAL-AGE-16-54-4020_R00.pdf	Calculation report	Calculation	0	Vendor	GEN-2	Approval	Calculation	6/10/2013
6007-PLN-AGE-16-54-4020-R00.pdf	Cover sheet	Drawing	0	Vendor	GEN-2	Approval	Drawing	6/10/2013
6007-PLN-AGE-16-54-4021-R00.pdf	General notes	Drawing	0	Vendor	GEN-2	Approval	Drawing	6/10/2013
6007-PLN-AGE-16-54-4022-R00.pdf	Frames view	Drawing	0	Vendor	GEN-2	Approval	Drawing	6/10/2013
6007-PLN-AGE-16-54-4023-R00.pdf	Connection details 1	Drawing	0	Vendor	GEN-2	Approval	Drawing	6/10/2013
6007-PLN-AGE-16-54-4024-R00.pdf	Connection details 2	Drawing	0	Vendor	GEN-2	Approval	Drawing	6/10/2013
6007-CAL-AGE-16-54-8020_R00.pdf	Calculation report	Calculation	0	Vendor	GEN-2	Approval	Calculation	6/10/2013
6007-PLN-AGE-16-54-8020-R00.pdf	Cover sheet	Drawing	0	Vendor	GEN-2	Approval	Drawing	6/10/2013
6007-PLN-AGE-16-54-8021-R00.pdf	General notes	Drawing	0	Vendor	GEN-2	Approval	Drawing	6/10/2013
6007-PLN-AGE-16-54-8022-R00.pdf	Frames view	Drawing	0	Vendor	GEN-2	Approval	Drawing	6/10/2013
6007-PLN-AGE-16-54-8023-R00.pdf	Connection details 1	Drawing	0	Vendor	GEN-2	Approval	Drawing	6/10/2013
6007-PLN-AGE-16-54-8024-R00.pdf	Connection details 2	Drawing	0	Vendor	GEN-2	Approval	Drawing	6/10/2013
6007-PLN-AGE-58-54-3575	Cover sheet	Drawing	0	Vendor	GEN-2	Approval	Drawing	6/10/2013
6007-PLN-AGE-58-54-3576	General notes	Drawing	1	Vendor	GEN-2	Approval	Drawing	6/10/2013
6007-PLN-AGE-58-54-3577	Plan view	Drawing	1	Vendor	GEN-2	Approval	Drawing	6/10/2013
6007-PLN-AGE-58-54-3578	Sections	Drawing	1	Vendor	GEN-2	Approval	Drawing	6/10/2013
6007-CAL-AGE-58-54-3575	Calculation report	Calculation	1	Vendor	GEN-2	Approval	Calculation	6/10/2013
6007-PLN-AGE-58-54-7575	Cover sheet	Drawing	0	Vendor	GEN-2	Approval	Drawing	6/10/2013
6007-PLN-AGE-58-54-7576	General notes	Drawing	1	Vendor	GEN-2	Approval	Drawing	6/10/2013
6007-PLN-AGE-58-54-7577	Plan view	Drawing	1	Vendor	GEN-2	Approval	Drawing	6/10/2013
6007-PLN-AGE-58-54-7578	Sections	Drawing	1	Vendor	GEN-2	Approval	Drawing	6/10/2013
6007-CAL-AGE-58-54-7575	Calculation report	Calculation	1	Vendor	GEN-2	Approval	Calculation	6/10/2013
6007-PLN-LEE-12-54-0021	Geometric definition of RAC plant detail drawings	Drawing	6	Vendor	GEN-2	Approval	Drawing	6/10/2013
6007-PLN-LEE-12-54-0022	Geometric definition of RAC plant detail drawings	Drawing	4	Vendor	GEN-2	Approval	Drawing	6/10/2013
6007-PLN-LEE-12-54-0031	Geometric definition of RAC elevations	Drawing	6	Vendor	GEN-2	Approval	Drawing	6/10/2013
6007-PLN-LEE-12-54-0032	Geometric definition of RAC elevations	Drawing	6	Vendor	GEN-2	Approval	Drawing	6/10/2013
6007-PLN-LEE-12-54-0033	Geometric definition of RAC elevations	Drawing	6	Vendor	GEN-2	Approval	Drawing	6/10/2013
6007-PLN-LEE-12-54-0034	Geometric definition of RAC elevations	Drawing	6	Vendor	GEN-2	Approval	Drawing	6/10/2013
6007-PLN-LEE-12-54-0035	Geometric definition of RAC elevations	Drawing	6	Vendor	GEN-2	Approval	Drawing	6/10/2013
6007-PLN-LEE-12-54-0036	Geometric definition of RAC elevations	Drawing	4	Vendor	GEN-2	Approval	Drawing	6/10/2013
6007-PLN-LEE-12-54-0037	Geometric definition of RAC elevations	Drawing	4	Vendor	GEN-2	Approval	Drawing	6/10/2013
6007-PLN-LEE-12-54-0038	Geometric definition of RAC elevations	Drawing	4	Vendor	GEN-2	Approval	Drawing	6/10/2013
6007-PLN-LEE-12-54-0039	Geometric definition of RAC elevations	Drawing	5	Vendor	GEN-2	Approval	Drawing	6/10/2013
6007-PLN-LEE-12-54-0041	Geometric definition of RAC sections	Drawing	7	Vendor	GEN-2	Approval	Drawing	6/10/2013
6007-PLN-LEE-12-54-0042	Geometric definition of RAC sections	Drawing	7	Vendor	GEN-2	Approval	Drawing	6/10/2013
6007-PLN-LEE-12-54-0043	Geometric definition of RAC sections	Drawing	5	Vendor	GEN-2	Approval	Drawing	6/10/2013
6007-PLN-LEE-12-54-0051	Geometric definition of RAC details of construction	Drawing	5	Vendor	GEN-2	Approval	Drawing	6/10/2013
6007-PLN-LEE-12-54-0052	Geometric definition of RAC details of construction	Drawing	4	Vendor	GEN-2	Approval	Drawing	6/10/2013
6007-PLN-LEE-12-54-0053	Geometric definition of RAC details of construction	Drawing	2	Vendor	GEN-2	Approval	Drawing	6/10/2013
6007-MEM-LEE-12-54-0004-R5	RACK STRUCTURAL CALCULATIONS	S	5	Vendor	GEN-2	Approval	S	6/10/2013
6007-INF-AGE-68-60-2700	Stress Analysis Report - SF –**North Alpha (Relieve Security Valve + Control Valve)**	Analysis	Rev2	Vendor	GEN-2	Approval	Rev2	6/12/2013
6007-INF-AGE-68-60-2701	Stress Analysis Report - SF –**East Alpha (Relieve Security Valve + Control Valve)**	Analysis	Rev2	Vendor	GEN-2	Approval	Rev2	6/12/2013
6007-INF-AGE-68-60-2703	Stress Analysis Report - SF –**West Alpha (Relieve Security Valve + Control Valve)**	Analysis	Rev2	Vendor	GEN-2	Approval	Rev2	6/12/2013
6007-INF-AGE-68-60-6700	Stress Analysis Report - SF –**North Beta Plant (Relieve Security Valve + Control Valve)**	Analysis	2	Vendor	GEN-2	Approval	2	6/12/2013
6007-INF-AGE-68-60-6701	Stress Analysis Report - SF –**East Beta Plant (Relieve Security Valve +**	Analysis	2	Vendor	GEN-2	Approval	2	6/12/2013
6007-INF-AGE-68-60-6702	Stress Analysis Report - SF –**South Beta Plant (Relieve Security Valve + Control Valve)**	Analysis	2	Vendor	GEN-2	Approval	2	6/12/2013
6007-INF-AGE-68-60-6703	Stress Analysis Report - SF –**South Beta Plant (Relieve Security Valve + Control Valve)**	Analysis	2	Vendor	GEN-2	Approval	2	6/12/2013
6007-CAL-AGE-25-52-4100	Calculation report	Calculation	2	Vendor	GEN-2	Approval	Calculation	6/13/2013
6007-CAL-AGE-25-52-4200	Calculation report	Calculation	2	Vendor	GEN-2	Approval	Calculation	6/13/2013
6007-PLN-AGE-25-52-4200	Cover Sheet	Drawing	1	Vendor	GEN-2	Approval	Drawing	6/13/2013
6007-PLN-AGE-25-52-4220	General notes	Drawing	2	Vendor	GEN-2	Approval	Drawing	6/13/2013
6007-PLN-AGE-25-52-4240	Foundation	Drawing	2	Vendor	GEN-2	Approval	Drawing	6/13/2013
6007-PLN-AGE-25-52-4400	Cover Sheet	Drawing	1	Vendor	GEN-2	Approval	Drawing	6/13/2013
6007-PLN-AGE-25-52-4420	General notes	Drawing	2	Vendor	GEN-2	Approval	Drawing	6/13/2013
6007-PLN-AGE-25-52-4440	Foundation	Drawing	4	Vendor	GEN-2	Approval	Drawing	6/13/2013
6007-CAL-AGE-25-52-8100	Calculation report	Calculation	2	Vendor	GEN-2	Approval	Calculation	6/13/2013
6007-CAL-AGE-25-52-8200	Calculation report	Calculation	2	Vendor	GEN-2	Approval	Calculation	6/13/2013
6007-PLN-AGE-25-52-8200	Cover Sheet	Drawing	1	Vendor	GEN-2	Approval	Drawing	6/13/2013
6007-PLN-AGE-25-52-8220	General notes	Drawing	2	Vendor	GEN-2	Approval	Drawing	6/13/2013
6007-PLN-AGE-25-52-8240	Foundation	Drawing	2	Vendor	GEN-2	Approval	Drawing	6/13/2013
6007-PLN-AGE-25-52-8400	Cover Sheet	Drawing	1	Vendor	GEN-2	Approval	Drawing	6/13/2013

6007-PLN-AGE-25-52-8420	General notes	Drawing	2	Vendor	GEN-2	Approval	Drawing	6/13/2013
6007-PLN-AGE-25-52-8440	Foundation	Drawing	4	Vendor	GEN-2	Approval	Drawing	6/13/2013
6007-CAL-AGE-25-50-4300	Calculation Report	Calculation	1	Vendor	GEN-2	Approval	Calculation	6/13/2013
6007-PLN-AGE-25-54-4300	Cover Sheet	Drawing	3	Vendor	GEN-2	Approval	Drawing	6/13/2013
6007-PLN-AGE-25-54-4320	General Notes. Sheet 1	Drawing	2	Vendor	GEN-2	Approval	Drawing	6/13/2013
6007-PLN-AGE-25-54-4321	General Notes. Sheet 2	Drawing	0	Vendor	GEN-2	Approval	Drawing	6/13/2013
6007-PLN-AGE-25-54-4340	Condenser access catwalk EL 2071 50'	Drawing	3	Vendor	GEN-2	Approval	Drawing	6/13/2013
6007-PLN-AGE-25-54-4341	Condenser access catwalk EL 2081 50'	Drawing	3	Vendor	GEN-2	Approval	Drawing	6/13/2013
6007-PLN-AGE-25-54-4342	Condenser access catwalk EL 2091 72'	Drawing	3	Vendor	GEN-2	Approval	Drawing	6/13/2013
6007-PLN-AGE-25-54-4343	Stairs schematic	Drawing	3	Vendor	GEN-2	Approval	Drawing	6/13/2013
6007-CAL-AGE-25-50-8300	Calculation Report	Calculation	1	Vendor	GEN-2	Approval	Calculation	6/13/2013
6007-PLN-AGE-25-54-8300	Cover Sheet	Drawing	3	Vendor	GEN-2	Approval	Drawing	6/13/2013
6007-PLN-AGE-25-54-8320	General Notes. Sheet 1	Drawing	2	Vendor	GEN-2	Approval	Drawing	6/13/2013
6007-PLN-AGE-25-54-8321	General Notes. Sheet 2	Drawing	0	Vendor	GEN-2	Approval	Drawing	6/13/2013
6007-PLN-AGE-25-54-8340	Condenser access catwalk EL 2079 50'	Drawing	3	Vendor	GEN-2	Approval	Drawing	6/13/2013
6007-PLN-AGE-25-54-8341	Condenser access catwalk EL 2089 50'	Drawing	3	Vendor	GEN-2	Approval	Drawing	6/13/2013
6007-PLN-AGE-25-54-8342	Condenser access catwalk EL 2099.72'	Drawing	3	Vendor	GEN-2	Approval	Drawing	6/13/2013
6007-PLN-AGE-25-54-8343	Stairs schematic	Drawing	3	Vendor	GEN-2	Approval	Drawing	6/13/2013
6007-CAL-AGE-57-54-2200	Calc report. Structural Steel Frames. North-East field	Calculation	6	Vendor	GEN-2	Approval	Calculation	6/18/2013
6007-PLN-AGE-57-54-2200	Cover sheet. Structural Steel Frames. North-East field	Drawing	3	Vendor	GEN-2	Approval	Drawing	6/18/2013
6007-PLN-AGE-57-54-2201	General notes. Structural Steel Frames. North-East field	Drawing	5	Vendor	GEN-2	Approval	Drawing	6/18/2013
6007-PLN-AGE-57-54-2202	Frames and details I. Structural Steel Frames. North-East field	Drawing	5	Vendor	GEN-2	Approval	Drawing	6/18/2013
6007-CAL-AGE-57-54-2210	Calc report. Structural Steel Frames. East field	Calculation	6	Vendor	GEN-2	Approval	Calculation	6/18/2013
6007-PLN-AGE-57-54-2210	Cover sheet. Structural Steel Frames. East field	Drawing	3	Vendor	GEN-2	Approval	Drawing	6/18/2013
6007-PLN-AGE-57-54-2211	General notes. Structural Steel Frames. East field	Drawing	7	Vendor	GEN-2	Approval	Drawing	6/18/2013
6007-PLN-AGE-57-54-2212	Frames and details I. Structural Steel Frames. East field	Drawing	6	Vendor	GEN-2	Approval	Drawing	6/18/2013
6007-PLN-AGE-57-54-2213	Frames and details II. Structural Steel Frames. East field	Drawing	6	Vendor	GEN-2	Approval	Drawing	6/18/2013
6007-CAL-AGE-57-54-2220	Calc report. Structural Steel Frames. North-West field	Calculation	6	Vendor	GEN-2	Approval	Calculation	6/18/2013
6007-PLN-AGE-57-54-2220	Cover sheet. Structural Steel Frames. North-West field	Drawing	5	Vendor	GEN-2	Approval	Drawing	6/18/2013
6007-PLN-AGE-57-54-2221	General notes. Structural Steel Frames. North-West field	Drawing	7	Vendor	GEN-2	Approval	Drawing	6/18/2013
6007-PLN-AGE-57-54-2222	Frames and details I. Structural Steel Frames. North-West field	Drawing	6	Vendor	GEN-2	Approval	Drawing	6/18/2013
6007-PLN-AGE-57-54-2223	Frames and details II. Structural Steel Frames. North-West field	Drawing	6	Vendor	GEN-2	Approval	Drawing	6/18/2013
6007-PLN-AGE-57-54-2224	Frames and details III. Structural Steel Frames. North-West field	Drawing	6	Vendor	GEN-2	Approval	Drawing	6/18/2013
6007-CAL-AGE-57-54-2230	Calc report. Structural Steel Frames. West field	Calculation	6	Vendor	GEN-2	Approval	Calculation	6/18/2013
6007-PLN-AGE-57-54-2230	Cover sheet. Structural Steel Frames. West field	Drawing	2	Vendor	GEN-2	Approval	Drawing	6/18/2013
6007-PLN-AGE-57-54-2231	General notes. Structural Steel Frames. West field	Drawing	6	Vendor	GEN-2	Approval	Drawing	6/18/2013
6007-PLN-AGE-57-54-2232	Frames and details I. Structural Steel Frames. West field	Drawing	5	Vendor	GEN-2	Approval	Drawing	6/18/2013
6007-PLN-AGE-57-54-2233	Frames and details II. Structural Steel Frames. West field	Drawing	5	Vendor	GEN-2	Approval	Drawing	6/18/2013
6007-CAL-AGE-57-54-4950	Calc report. Structural Steel Frames. PSV East field	Calculation	4	Vendor	GEN-2	Approval	Calculation	6/18/2013
6007-PLN-AGE-57-54-4950	Cover sheet. Structural Steel Frames. PSV East field	Drawing	2	Vendor	GEN-2	Approval	Drawing	6/18/2013
6007-PLN-AGE-57-54-4951	General notes. Structural Steel Frames. PSV East field	Drawing	4	Vendor	GEN-2	Approval	Drawing	6/18/2013
6007-PLN-AGE-57-54-4952	Frames and details I. Structural Steel Frames. PSV East field	Drawing	3	Vendor	GEN-2	Approval	Drawing	6/18/2013
6007-CAL-AGE-58-54-3600	Calc report. Structural Steel Frames. North Central Plant	Calculation	4	Vendor	GEN-2	Approval	Calculation	6/18/2013
6007-PLN-AGE-58-54-3600	Cover sheet. Structural Steel Frames. North Central Plant	Drawing	3	Vendor	GEN-2	Approval	Drawing	6/18/2013
6007-PLN-AGE-58-54-3601	General notes. Structural Steel Frames. North Central Plant	Drawing	4	Vendor	GEN-2	Approval	Drawing	6/18/2013
6007-PLN-AGE-58-54-3602	Frames and details I. Structural Steel Frames. North Central Plant	Drawing	3	Vendor	GEN-2	Approval	Drawing	6/18/2013
6007-CAL-AGE-57-54-6220	Calc report. Structural Steel Frames. North field	Calculation	4	Vendor	GEN-2	Approval	Calculation	6/18/2013
6007-PLN-AGE-57-54-6260	Cover sheet. Structural Steel Frames. North field	Drawing	1	Vendor	GEN-2	Approval	Drawing	6/18/2013
6007-PLN-AGE-57-54-6261	General notes. Structural Steel Frames. North field	Drawing	4	Vendor	GEN-2	Approval	Drawing	6/18/2013
6007-PLN-AGE-57-54-6262	Frames and details I. Structural Steel Frames. North field	Drawing	2	Vendor	GEN-2	Approval	Drawing	6/18/2013
6007-PLN-AGE-57-54-6263	Frames and details II. Structural Steel Frames. North field	Drawing	1	Vendor	GEN-2	Approval	Drawing	6/18/2013
6007-PLN-AGE-57-54-6264	Frames and details III. Structural Steel Frames. North field	Drawing	2	Vendor	GEN-2	Approval	Drawing	6/18/2013
6007-CAL-AGE-57-54-6200	Calc report. Structural Steel Frames. South field	Calculation	4	Vendor	GEN-2	Approval	Calculation	6/18/2013
6007-PLN-AGE-57-54-6200	Cover sheet. Structural Steel Frames. South field	Drawing	1	Vendor	GEN-2	Approval	Drawing	6/18/2013
6007-PLN-AGE-57-54-6201	General notes. Structural Steel Frames. South field	Drawing	4	Vendor	GEN-2	Approval	Drawing	6/18/2013
6007-PLN-AGE-57-54-6202	Frames and details I. Structural Steel Frames. South field	Drawing	2	Vendor	GEN-2	Approval	Drawing	6/18/2013
6007-PLN-AGE-57-54-6203	Frames and details II. Structural Steel Frames. South field	Drawing	1	Vendor	GEN-2	Approval	Drawing	6/18/2013
6007-PLN-AGE-57-54-6204	Frames and details III. Structural Steel Frames. South field	Drawing	2	Vendor	GEN-2	Approval	Drawing	6/18/2013
6007-PLN-AGE-57-54-6205	Frames and details IV. Structural Steel Frames. South field	Drawing	2	Vendor	GEN-2	Approval	Drawing	6/18/2013
6007-CAL-AGE-57-54-6210	Calc report. Structural Steel Frames. West field	Calculation	5	Vendor	GEN-2	Approval	Calculation	6/18/2013
6007-PLN-AGE-57-54-6240	Cover sheet. Structural Steel Frames. West field	Drawing	2	Vendor	GEN-2	Approval	Drawing	6/18/2013
6007-PLN-AGE-57-54-6241	General notes. Structural Steel Frames. West field	Drawing	4	Vendor	GEN-2	Approval	Drawing	6/18/2013
6007-PLN-AGE-57-54-6242	Frames and details I. Structural Steel Frames. West field	Drawing	4	Vendor	GEN-2	Approval	Drawing	6/18/2013
6007-CAL-AGE-57-54-6230	Calc report. Structural Steel Frames. Far West field	Calculation	5	Vendor	GEN-2	Approval	Calculation	6/18/2013
6007-PLN-AGE-57-54-6280	Cover sheet. Structural Steel Frames. Far West field	Drawing	1	Vendor	GEN-2	Approval	Drawing	6/18/2013
6007-PLN-AGE-57-54-6281	General notes. Structural Steel Frames. Far West field	Drawing	4	Vendor	GEN-2	Approval	Drawing	6/18/2013
6007-PLN-AGE-57-54-6282	Frames and details I. Structural Steel Frames. Far West field	Drawing	4	Vendor	GEN-2	Approval	Drawing	6/18/2013
6007-PLN-AGE-57-54-6283	Frames and details II. Structural Steel Frames. Far West field	Drawing	4	Vendor	GEN-2	Approval	Drawing	6/18/2013
6007-CAL-AGE-57-54-7950	Calc report. Structural Steel Frames. PSV East field	Calculation	4	Vendor	GEN-2	Approval	Calculation	6/18/2013
6007-PLN-AGE-57-54-7950	Cover sheet. Structural Steel Frames. PSV East field	Drawing	1	Vendor	GEN-2	Approval	Drawing	6/18/2013
6007-PLN-AGE-57-54-7951	General notes. Structural Steel Frames. PSV East field	Drawing	3	Vendor	GEN-2	Approval	Drawing	6/18/2013
6007-PLN-AGE-57-54-7952	Frames and details I. Structural Steel Frames. PSV East field	Drawing	2	Vendor	GEN-2	Approval	Drawing	6/18/2013
6007-CAL-AGE-57-54-7960	Calc report. Structural Steel Frames. PSV West field	Calculation	5	Vendor	GEN-2	Approval	Calculation	6/18/2013
6007-PLN-AGE-57-54-7960	Cover sheet. Structural Steel Frames. PSV West field	Drawing	2	Vendor	GEN-2	Approval	Drawing	6/18/2013
6007-PLN-AGE-57-54-7961	General notes. Structural Steel Frames. PSV West field	Drawing	4	Vendor	GEN-2	Approval	Drawing	6/18/2013
6007-PLN-AGE-57-54-7962	Frames and details I. Structural Steel Frames. PSV West field	Drawing	4	Vendor	GEN-2	Approval	Drawing	6/18/2013
6007-CAL-AGE-58-54-6405	Calc report. Structural Steel Frames. South Central Plant	Calculation	4	Vendor	GEN-2	Approval	Calculation	6/18/2013
6007-PLN-AGE-58-54-6400	Cover sheet. Structural Steel Frames. South Central Plant	Drawing	2	Vendor	GEN-2	Approval	Drawing	6/18/2013
6007-PLN-AGE-58-54-6401	General notes. Structural Steel Frames. South Central Plant	Drawing	4	Vendor	GEN-2	Approval	Drawing	6/18/2013
6007-PLN-AGE-58-54-6402	Frames and details I. Structural Steel Frames. South Central Plant	Drawing	3	Vendor	GEN-2	Approval	Drawing	6/18/2013
6007-CAL-AGE-58-54-6410	Calc report. Structural Steel Frames. North Central Plant	Calculation	3	Vendor	GEN-2	Approval	Calculation	6/18/2013
6007-PLN-AGE-58-54-6410	Cover sheet. Structural Steel Frames. North Central Plant	Drawing	4	Vendor	GEN-2	Approval	Drawing	6/18/2013
6007-PLN-AGE-58-54-6411	General notes. Structural Steel Frames. North Central Plant	Drawing	4	Vendor	GEN-2	Approval	Drawing	6/18/2013
6007-PLN-AGE-58-54-6412	Frames and details I. Structural Steel Frames. North Central Plant	Drawing	5	Vendor	GEN-2	Approval	Drawing	6/18/2013
6007-PLN-AGE-58-54-6413	Frames and details II. Structural Steel Frames. North Central Plant	Drawing	5	Vendor	GEN-2	Approval	Drawing	6/18/2013
6007-LIS-AGE-57-65-2001	List of Isometric Drawings	List	Rev. 9	Vendor	GEN-2	Approval	List	6/20/2013
6007-PLN-AGE-00-02-L010	Site Plan	Drawing	Rev. 8	Vendor	GEN-2	Approval	Drawing	6/20/2013
6007-PLN-AGE-00-02-L001	Solar Field Layout - Alpha Plant	Drawing	Rev. 10	Vendor	GEN-2	Approval	Drawing	6/20/2013
6007-LIS-AGE-57-61-2120	Line list _ Alpha	List	Rev. 3	Vendor	GEN-2	Approval	List	6/20/2013
NA	Liseqa Catalogue for supports	NA	NA	Vendor	GEN-2	Approval	NA	6/20/2013
6007-LIS-AGE-57-63-2504	Support List (Loop SF-Alpha Plant)	List	Rev. 2	Vendor	GEN-2	Approval	List	6/20/2013
6007-PLN-AGE-57-63-2500	General Mechanical Support	Drawing	Rev. 4	Vendor	GEN-2	Approval	Drawing	6/20/2013
6007-PLN-AGE-57-63-2501	General Mechanical Support	Drawing	Rev. 4	Vendor	GEN-2	Approval	Drawing	6/20/2013
6007-PLN-AGE-57-63-2502	General Mechanical Support	Drawing	Rev. 3	Vendor	GEN-2	Approval	Drawing	6/20/2013
6007-PLN-AGE-57-63-2503	General Mechanical Support	Drawing	Rev. 3	Vendor	GEN-2	Approval	Drawing	6/20/2013
6007-PLN-AGE-57-63-2504	General Mechanical Support	Drawing	Rev. 3	Vendor	GEN-2	Approval	Drawing	6/20/2013
6007-PLN-AGE-57-63-2505	General Mechanical Support	Drawing	Rev. 3	Vendor	GEN-2	Approval	Drawing	6/20/2013
6007-PLN-AGE-57-63-2506	General Mechanical Support	Drawing	Rev. 3	Vendor	GEN-2	Approval	Drawing	6/20/2013
6007-PLN-AGE-57-63-2507	General Mechanical Support	Drawing	Rev. 3	Vendor	GEN-2	Approval	Drawing	6/20/2013
6007-PLN-AGE-57-63-2508	General Mechanical Support	Drawing	Rev. 3	Vendor	GEN-2	Approval	Drawing	6/20/2013
6007-PLN-AGE-57-63-2509	General Mechanical Support	Drawing	Rev. 3	Vendor	GEN-2	Approval	Drawing	6/20/2013
6007-PLN-AGE-57-63-2510	General Mechanical Support	Drawing	Rev. 3	Vendor	GEN-2	Approval	Drawing	6/20/2013
6007-PLN-AGE-57-63-2511	General Mechanical Support	Drawing	Rev. 3	Vendor	GEN-2	Approval	Drawing	6/20/2013
6007-PLN-AGE-57-63-2512	General Mechanical Support	Drawing	Rev. 3	Vendor	GEN-2	Approval	Drawing	6/20/2013
6007-PLN-AGE-57-63-2513	General Mechanical Support	Drawing	Rev. 3	Vendor	GEN-2	Approval	Drawing	6/20/2013
6007-PLN-AGE-57-63-2514	General Mechanical Support	Drawing	Rev. 3	Vendor	GEN-2	Approval	Drawing	6/20/2013
6007-PLN-AGE-57-63-2515	General Mechanical Support	Drawing	Rev. 3	Vendor	GEN-2	Approval	Drawing	6/20/2013
6007-PLN-AGE-57-63-2527	General Mechanical Support	Drawing	Rev. 3	Vendor	GEN-2	Approval	Drawing	6/20/2013
6007-PLN-AGE-57-63-2528	General Mechanical Support	Drawing	Rev. 3	Vendor	GEN-2	Approval	Drawing	6/20/2013
6007-PLN-AGE-57-63-2529	General Mechanical Support	Drawing	Rev. 3	Vendor	GEN-2	Approval	Drawing	6/20/2013
6007-PLN-AGE-57-63-2531	General Mechanical Support	Drawing	Rev. 3	Vendor	GEN-2	Approval	Drawing	6/20/2013
6007-PLN-AGE-57-63-2532	General Mechanical Support	Drawing	Rev. 4	Vendor	GEN-2	Approval	Drawing	6/20/2013
6007-PLN-AGE-57-63-2533	General Mechanical Support	Drawing	Rev. 4	Vendor	GEN-2	Approval	Drawing	6/20/2013
6007-PLN-AGE-57-63-2534	General Mechanical Support	Drawing	Rev. 3	Vendor	GEN-2	Approval	Drawing	6/20/2013
6007-PLN-AGE-57-63-2535	General Mechanical Support	Drawing	Rev. 3	Vendor	GEN-2	Approval	Drawing	6/20/2013
6007-PLN-AGE-57-63-2536	General Mechanical Support	Drawing	Rev. 3	Vendor	GEN-2	Approval	Drawing	6/20/2013
6007-PLN-AGE-57-63-2537	General Mechanical Support	Drawing	Rev. 3	Vendor	GEN-2	Approval	Drawing	6/20/2013
6007-PLN-AGE-57-63-2538	General Mechanical Support	Drawing	Rev. 3	Vendor	GEN-2	Approval	Drawing	6/20/2013
6007-PLN-AGE-57-63-2539	General Mechanical Support	Drawing	Rev. 3	Vendor	GEN-2	Approval	Drawing	6/20/2013
6007-PLN-AGE-57-63-2540	General Mechanical Support	Drawing	Rev. 3	Vendor	GEN-2	Approval	Drawing	6/20/2013
6007-PLN-AGE-57-63-2541	General Mechanical Support	Drawing	Rev. 3	Vendor	GEN-2	Approval	Drawing	6/20/2013
6007-PLN-AGE-57-63-2542	General Mechanical Support	Drawing	Rev. 3	Vendor	GEN-2	Approval	Drawing	6/20/2013
6007-PLN-AGE-57-63-2552	General Mechanical Support	Drawing	Rev. 3	Vendor	GEN-2	Approval	Drawing	6/20/2013
6007-PLN-AGE-57-63-2553	General Mechanical Support	Drawing	Rev. 3	Vendor	GEN-2	Approval	Drawing	6/20/2013
6007-PLN-AGE-57-63-2554	General Mechanical Support	Drawing	Rev. 3	Vendor	GEN-2	Approval	Drawing	6/20/2013
6007-PLN-AGE-57-63-2555	General Mechanical Support	Drawing	Rev. 3	Vendor	GEN-2	Approval	Drawing	6/20/2013
6007-PLN-AGE-57-63-2556	General Mechanical Support	Drawing	Rev. 3	Vendor	GEN-2	Approval	Drawing	6/20/2013
6007-PLN-AGE-57-63-2557	General Mechanical Support	Drawing	Rev. 3	Vendor	GEN-2	Approval	Drawing	6/20/2013
6007-PLN-AGE-57-63-2558	General Mechanical Support	Drawing	Rev. 3	Vendor	GEN-2	Approval	Drawing	6/20/2013
6007-PLN-AGE-57-63-2559	General Mechanical Support	Drawing	Rev. 3	Vendor	GEN-2	Approval	Drawing	6/20/2013
6007-PLN-AGE-57-63-2560	General Mechanical Support	Drawing	Rev. 3	Vendor	GEN-2	Approval	Drawing	6/20/2013
6007-PLN-AGE-57-63-2561	General Mechanical Support	Drawing	Rev. 3	Vendor	GEN-2	Approval	Drawing	6/20/2013
6007-PLN-AGE-57-63-2577	General Mechanical Support	Drawing	Rev. 3	Vendor	GEN-2	Approval	Drawing	6/20/2013
6007-PLN-AGE-57-63-2578	General Mechanical Support	Drawing	Rev. 3	Vendor	GEN-2	Approval	Drawing	6/20/2013
6007-PLN-AGE-57-63-2579	General Mechanical Support	Drawing	Rev. 3	Vendor	GEN-2	Approval	Drawing	6/20/2013
6007-PLN-AGE-57-63-2580	General Mechanical Support	Drawing	Rev. 3	Vendor	GEN-2	Approval	Drawing	6/20/2013
6007-PLN-AGE-57-63-2581	General Mechanical Support	Drawing	Rev. 3	Vendor	GEN-2	Approval	Drawing	6/20/2013
6007-PLN-AGE-57-63-2582	General Mechanical Support	Drawing	Rev. 3	Vendor	GEN-2	Approval	Drawing	6/20/2013
6007-PLN-AGE-57-63-2583	General Mechanical Support	Drawing	Rev. 3	Vendor	GEN-2	Approval	Drawing	6/20/2013
6007-PLN-AGE-57-63-2584	General Mechanical Support	Drawing	Rev. 3	Vendor	GEN-2	Approval	Drawing	6/20/2013
6007-PLN-AGE-57-63-2585	General Mechanical Support	Drawing	Rev. 3	Vendor	GEN-2	Approval	Drawing	6/20/2013
6007-PLN-AGE-57-63-2586	General Mechanical Support	Drawing	Rev. 3	Vendor	GEN-2	Approval	Drawing	6/20/2013
6007-PLN-AGE-57-63-2587	General Mechanical Support	Drawing	Rev. 3	Vendor	GEN-2	Approval	Drawing	6/20/2013
6007-PLN-AGE-57-63-2588	General Mechanical Support	Drawing	Rev. 3	Vendor	GEN-2	Approval	Drawing	6/20/2013
6007-LIS-AGE-57-63-2300	Support List (PSV & Co. Valve SF-Alpha)	List	Rev. 0	Vendor	GEN-2	Approval	List	6/20/2013
6007-PLN-AGE-57-63-2300	General Mechanical Support	Drawing	Rev. 0	Vendor	GEN-2	Approval	Drawing	6/20/2013
6007-PLN-AGE-57-63-2301	General Mechanical Support	Drawing	Rev. 0	Vendor	GEN-2	Approval	Drawing	6/20/2013
6007-PLN-AGE-57-63-2302	General Mechanical Support	Drawing	Rev. 0	Vendor	GEN-2	Approval	Drawing	6/20/2013
6007-PLN-AGE-57-63-2303	General Mechanical Support	Drawing	Rev. 0	Vendor	GEN-2	Approval	Drawing	6/20/2013
6007-PLN-AGE-57-63-2304	General Mechanical Support	Drawing	Rev. 0	Vendor	GEN-2	Approval	Drawing	6/20/2013
6007-PLN-AGE-57-63-2305	General Mechanical Support	Drawing	Rev. 0	Vendor	GEN-2	Approval	Drawing	6/20/2013
6007-PLN-AGE-57-63-2306	General Mechanical Support	Drawing	Rev. 0	Vendor	GEN-2	Approval	Drawing	6/20/2013
6007-PLN-AGE-57-63-2307	General Mechanical Support	Drawing	Rev. 0	Vendor	GEN-2	Approval	Drawing	6/20/2013
6007-PLN-AGE-57-63-2308	General Mechanical Support	Drawing	Rev. 0	Vendor	GEN-2	Approval	Drawing	6/20/2013
6007-PLN-AGE-57-63-2309	General Mechanical Support	Drawing	Rev. 0	Vendor	GEN-2	Approval	Drawing	6/20/2013
6007-PLN-AGE-57-63-2310	General Mechanical Support	Drawing	Rev. 0	Vendor	GEN-2	Approval	Drawing	6/20/2013
6007-PLN-AGE-57-63-2311	General Mechanical Support	Drawing	Rev. 0	Vendor	GEN-2	Approval	Drawing	6/20/2013
6007-PLN-AGE-57-63-2312	General Mechanical Support	Drawing	Rev. 0	Vendor	GEN-2	Approval	Drawing	6/20/2013

6007-LIS-AGE-57-63-2001	Support List (Solar Field-Alpha Plant)	List	Rev. 2	Vendor	GEN-2	Approval	List	6/20/2013
6007-LIS-AGE-57-63-2002	Support List (Solar Field-Alpha Plant)	List	Rev. 1	Vendor	GEN-2	Approval	List	6/20/2013
6007-LIS-AGE-57-63-2003	Support List (Solar Field-Alpha Plant)	List	Rev. 2	Vendor	GEN-2	Approval	List	6/20/2013
6007-LIS-AGE-57-63-2004	Support List (Solar Field-Alpha Plant)	List	Rev. 4	Vendor	GEN-2	Approval	List	6/20/2013
6007-LIS-AGE-57-63-2301	Support List (Solar Field-Alpha Plant)	List	Rev. 1	Vendor	GEN-2	Approval	List	6/20/2013
6007-PLN-AGE-57-63-2050	HTF pipe Atypical Support (SF-Alpha)	Drawing	Rev. 8	Vendor	GEN-2	Approval	Drawing	6/20/2013
6007-LIS-AGE-57-65-6003	List of Isometric Drawings	List	Rev. 3	Vendor	GEN-2	Approval	List	6/20/2013
6007-PLN-AGE-00-02-L010	Site Plan	Drawing	Rev. 8	Vendor	GEN-2	Approval	Drawing	6/20/2013
6007-PLN-AGE-00-02-L002	Solar Field Layout - Beta Plant	Drawing	Rev. 10	Vendor	GEN-2	Approval	Drawing	6/20/2013
6007-LIS-AGE-57-61-6120	Line list _ Beta	List	Rev. 2	Vendor	GEN-2	Approval	List	6/20/2013
NA	Lisega Catalogue for supports	NA	NA	Vendor	GEN-2	Approval	NA	6/20/2013
6007-LIS-AGE-57-63-6504	Support List (Loop SF-Beta Plant)	List	Rev. 4	Vendor	GEN-2	Approval	List	6/20/2013
6007-PLN-AGE-57-63-6500	General Mechanical Support	Drawing	Rev. 4	Vendor	GEN-2	Approval	Drawing	6/20/2013
6007-PLN-AGE-57-63-6501	General Mechanical Support	Drawing	Rev. 4	Vendor	GEN-2	Approval	Drawing	6/20/2013
6007-PLN-AGE-57-63-6502	General Mechanical Support	Drawing	Rev. 4	Vendor	GEN-2	Approval	Drawing	6/20/2013
6007-PLN-AGE-57-63-6503	General Mechanical Support	Drawing	Rev. 4	Vendor	GEN-2	Approval	Drawing	6/20/2013
6007-PLN-AGE-57-63-6504	General Mechanical Support	Drawing	Rev. 4	Vendor	GEN-2	Approval	Drawing	6/20/2013
6007-PLN-AGE-57-63-6505	General Mechanical Support	Drawing	Rev. 3	Vendor	GEN-2	Approval	Drawing	6/20/2013
6007-PLN-AGE-57-63-6506	General Mechanical Support	Drawing	Rev. 3	Vendor	GEN-2	Approval	Drawing	6/20/2013
6007-PLN-AGE-57-63-6507	General Mechanical Support	Drawing	Rev. 3	Vendor	GEN-2	Approval	Drawing	6/20/2013
6007-PLN-AGE-57-63-6508	General Mechanical Support	Drawing	Rev. 3	Vendor	GEN-2	Approval	Drawing	6/20/2013
6007-PLN-AGE-57-63-6509	General Mechanical Support	Drawing	Rev. 3	Vendor	GEN-2	Approval	Drawing	6/20/2013
6007-PLN-AGE-57-63-6527	General Mechanical Support	Drawing	Rev. 4	Vendor	GEN-2	Approval	Drawing	6/20/2013
6007-PLN-AGE-57-63-6528	General Mechanical Support	Drawing	Rev. 4	Vendor	GEN-2	Approval	Drawing	6/20/2013
6007-PLN-AGE-57-63-6529	General Mechanical Support	Drawing	Rev. 4	Vendor	GEN-2	Approval	Drawing	6/20/2013
6007-PLN-AGE-57-63-6530	General Mechanical Support	Drawing	Rev. 4	Vendor	GEN-2	Approval	Drawing	6/20/2013
6007-PLN-AGE-57-63-6552	General Mechanical Support	Drawing	Rev. 4	Vendor	GEN-2	Approval	Drawing	6/20/2013
6007-PLN-AGE-57-63-6553	General Mechanical Support	Drawing	Rev. 4	Vendor	GEN-2	Approval	Drawing	6/20/2013
6007-PLN-AGE-57-63-6554	General Mechanical Support	Drawing	Rev. 4	Vendor	GEN-2	Approval	Drawing	6/20/2013
6007-PLN-AGE-57-63-6555	General Mechanical Support	Drawing	Rev. 4	Vendor	GEN-2	Approval	Drawing	6/20/2013
6007-PLN-AGE-57-63-6556	General Mechanical Support	Drawing	Rev. 3	Vendor	GEN-2	Approval	Drawing	6/20/2013
6007-PLN-AGE-57-63-6557	General Mechanical Support	Drawing	Rev. 3	Vendor	GEN-2	Approval	Drawing	6/20/2013
6007-PLN-AGE-57-63-6558	General Mechanical Support	Drawing	Rev. 3	Vendor	GEN-2	Approval	Drawing	6/20/2013
6007-PLN-AGE-57-63-6559	General Mechanical Support	Drawing	Rev. 3	Vendor	GEN-2	Approval	Drawing	6/20/2013
6007-PLN-AGE-57-63-6577	General Mechanical Support	Drawing	Rev. 3	Vendor	GEN-2	Approval	Drawing	6/20/2013
6007-PLN-AGE-57-63-6578	General Mechanical Support	Drawing	Rev. 3	Vendor	GEN-2	Approval	Drawing	6/20/2013
6007-PLN-AGE-57-63-6579	General Mechanical Support	Drawing	Rev. 3	Vendor	GEN-2	Approval	Drawing	6/20/2013
6007-PLN-AGE-57-63-6580	General Mechanical Support	Drawing	Rev. 3	Vendor	GEN-2	Approval	Drawing	6/20/2013
6007-PLN-AGE-57-63-6600	General Mechanical Support	Drawing	Rev. 3	Vendor	GEN-2	Approval	Drawing	6/20/2013
6007-PLN-AGE-57-63-6601	General Mechanical Support	Drawing	Rev. 3	Vendor	GEN-2	Approval	Drawing	6/20/2013
6007-PLN-AGE-57-63-6602	General Mechanical Support	Drawing	Rev. 3	Vendor	GEN-2	Approval	Drawing	6/20/2013
6007-PLN-AGE-57-63-6603	General Mechanical Support	Drawing	Rev. 3	Vendor	GEN-2	Approval	Drawing	6/20/2013
6007-PLN-AGE-57-63-6604	General Mechanical Support	Drawing	Rev. 3	Vendor	GEN-2	Approval	Drawing	6/20/2013
6007-PLN-AGE-57-63-6605	General Mechanical Support	Drawing	Rev. 4	Vendor	GEN-2	Approval	Drawing	6/20/2013
6007-PLN-AGE-57-63-6606	General Mechanical Support	Drawing	Rev. 2	Vendor	GEN-2	Approval	Drawing	6/20/2013
6007-PLN-AGE-57-63-6607	General Mechanical Support	Drawing	Rev. 2	Vendor	GEN-2	Approval	Drawing	6/20/2013
6007-PLN-AGE-57-63-6608	General Mechanical Support	Drawing	Rev. 1	Vendor	GEN-2	Approval	Drawing	6/20/2013
6007-PLN-AGE-57-63-6625	General Mechanical Support	Drawing	Rev. 6	Vendor	GEN-2	Approval	Drawing	6/20/2013
6007-PLN-AGE-57-63-6626	General Mechanical Support	Drawing	Rev. 6	Vendor	GEN-2	Approval	Drawing	6/20/2013
6007-PLN-AGE-57-63-6627	General Mechanical Support	Drawing	Rev. 5	Vendor	GEN-2	Approval	Drawing	6/20/2013
6007-PLN-AGE-57-63-6628	General Mechanical Support	Drawing	Rev. 5	Vendor	GEN-2	Approval	Drawing	6/20/2013
6007-PLN-AGE-57-63-6629	General Mechanical Support	Drawing	Rev. 3	Vendor	GEN-2	Approval	Drawing	6/20/2013
6007-PLN-AGE-57-63-6630	General Mechanical Support	Drawing	Rev. 4	Vendor	GEN-2	Approval	Drawing	6/20/2013
6007-PLN-AGE-57-63-6650	General Mechanical Support	Drawing	Rev. 5	Vendor	GEN-2	Approval	Drawing	6/20/2013
6007-PLN-AGE-57-63-6651	General Mechanical Support	Drawing	Rev. 5	Vendor	GEN-2	Approval	Drawing	6/20/2013
6007-PLN-AGE-57-63-6652	General Mechanical Support	Drawing	Rev. 5	Vendor	GEN-2	Approval	Drawing	6/20/2013
6007-PLN-AGE-57-63-6653	General Mechanical Support	Drawing	Rev. 5	Vendor	GEN-2	Approval	Drawing	6/20/2013
6007-PLN-AGE-57-63-6654	General Mechanical Support	Drawing	Rev. 4	Vendor	GEN-2	Approval	Drawing	6/20/2013
6007-PLN-AGE-57-63-6655	General Mechanical Support	Drawing	Rev. 2	Vendor	GEN-2	Approval	Drawing	6/20/2013
6007-PLN-AGE-57-63-6656	General Mechanical Support	Drawing	Rev. 2	Vendor	GEN-2	Approval	Drawing	6/20/2013
6007-PLN-AGE-57-63-6657	General Mechanical Support	Drawing	Rev. 1	Vendor	GEN-2	Approval	Drawing	6/20/2013
6007-PLN-AGE-57-63-6658	General Mechanical Support	Drawing	Rev. 1	Vendor	GEN-2	Approval	Drawing	6/20/2013
6007-PLN-AGE-57-63-6659	General Mechanical Support	Drawing	Rev. 1	Vendor	GEN-2	Approval	Drawing	6/20/2013
6007-PLN-AGE-57-63-6660	General Mechanical Support	Drawing	Rev. 1	Vendor	GEN-2	Approval	Drawing	6/20/2013
6007-PLN-AGE-57-63-6661	General Mechanical Support	Drawing	Rev. 1	Vendor	GEN-2	Approval	Drawing	6/20/2013
6007-LIS-AGE-57-63-6300	Support List (PSV & Co. Valve SF-Beta)	List	Rev. 0	Vendor	GEN-2	Approval	List	6/20/2013
6007-PLN-AGE-57-63-6300	General Mechanical Support	Drawing	Rev. 0	Vendor	GEN-2	Approval	Drawing	6/20/2013
6007-PLN-AGE-57-63-6301	General Mechanical Support	Drawing	Rev. 0	Vendor	GEN-2	Approval	Drawing	6/20/2013
6007-PLN-AGE-57-63-6302	General Mechanical Support	Drawing	Rev. 0	Vendor	GEN-2	Approval	Drawing	6/20/2013
6007-PLN-AGE-57-63-6303	General Mechanical Support	Drawing	Rev. 0	Vendor	GEN-2	Approval	Drawing	6/20/2013
6007-PLN-AGE-57-63-6304	General Mechanical Support	Drawing	Rev. 0	Vendor	GEN-2	Approval	Drawing	6/20/2013
6007-PLN-AGE-57-63-6305	General Mechanical Support	Drawing	Rev. 0	Vendor	GEN-2	Approval	Drawing	6/20/2013
6007-PLN-AGE-57-63-6306	General Mechanical Support	Drawing	Rev. 0	Vendor	GEN-2	Approval	Drawing	6/20/2013
6007-PLN-AGE-57-63-6307	General Mechanical Support	Drawing	Rev. 0	Vendor	GEN-2	Approval	Drawing	6/20/2013
6007-PLN-AGE-57-63-6308	General Mechanical Support	Drawing	Rev. 0	Vendor	GEN-2	Approval	Drawing	6/20/2013
6007-PLN-AGE-57-63-6309	General Mechanical Support	Drawing	Rev. 0	Vendor	GEN-2	Approval	Drawing	6/20/2013
6007-PLN-AGE-57-63-6310	General Mechanical Support	Drawing	Rev. 0	Vendor	GEN-2	Approval	Drawing	6/20/2013
6007-LIS-AGE-57-63-6001	Support List (Solar Field-Beta Plant)	List	Rev. 3	Vendor	GEN-2	Approval	List	6/20/2013
6007-LIS-AGE-57-63-6002	Support List (Solar Field-Beta Plant)	List	Rev. 2	Vendor	GEN-2	Approval	List	6/20/2013
6007-LIS-AGE-57-63-6003	Support List (Solar Field-Beta Plant)	List	Rev. 3	Vendor	GEN-2	Approval	List	6/20/2013
6007-LIS-AGE-57-63-6004	Support List (Solar Field-Beta Plant)	List	Rev. 1	Vendor	GEN-2	Approval	List	6/20/2013
6007-LIS-AGE-57-63-6301	Support List (Solar Field-Beta Plant)	List	Rev. 0	Vendor	GEN-2	Approval	List	6/20/2013
6007-PLN-AGE-57-63-6050	HTF pipe Atypical Support (SF-Beta)	Drawing	Rev. 6	Vendor	GEN-2	Approval	Drawing	6/20/2013
6007-LIS-AGE-57-65-2001	List of Isometric Drawings	List	Rev. 9	Vendor	GEN-2	Approval	List	6/20/2013
6007-PLN-AGE-00-02-L010	Site Plan	Drawing	Rev. 8	Vendor	GEN-2	Approval	Drawing	6/20/2013
6007-PLN-AGE-00-02-L001	Solar Field Layout - Alpha Plant	Drawing	Rev. 10	Vendor	GEN-2	Approval	Drawing	6/20/2013
6007-LIS-AGE-57-61-2120	Line list _ Alpha	List	Rev. 3	Vendor	GEN-2	Approval	List	6/20/2013
NA	Lisega Catalogue for supports	Letter	NA	Vendor	GEN-2	Approval	NA	6/20/2013
6007-LIS-AGE-57-63-2504	Support List (Loop SF-Alpha Plant)	List	Rev. 2	Vendor	GEN-2	Approval	List	6/20/2013
6007-PLN-AGE-57-63-2500	General Mechanical Support	Drawing	Rev. 4	Vendor	GEN-2	Approval	Drawing	6/20/2013
6007-PLN-AGE-57-63-2501	General Mechanical Support	Drawing	Rev. 4	Vendor	GEN-2	Approval	Drawing	6/20/2013
6007-PLN-AGE-57-63-2502	General Mechanical Support	Drawing	Rev. 3	Vendor	GEN-2	Approval	Drawing	6/20/2013
6007-PLN-AGE-57-63-2503	General Mechanical Support	Drawing	Rev. 3	Vendor	GEN-2	Approval	Drawing	6/20/2013
6007-PLN-AGE-57-63-2504	General Mechanical Support	Drawing	Rev. 3	Vendor	GEN-2	Approval	Drawing	6/20/2013
6007-PLN-AGE-57-63-2505	General Mechanical Support	Drawing	Rev. 3	Vendor	GEN-2	Approval	Drawing	6/20/2013
6007-PLN-AGE-57-63-2506	General Mechanical Support	Drawing	Rev. 3	Vendor	GEN-2	Approval	Drawing	6/20/2013
6007-PLN-AGE-57-63-2507	General Mechanical Support	Drawing	Rev. 3	Vendor	GEN-2	Approval	Drawing	6/20/2013
6007-PLN-AGE-57-63-2508	General Mechanical Support	Drawing	Rev. 3	Vendor	GEN-2	Approval	Drawing	6/20/2013
6007-PLN-AGE-57-63-2509	General Mechanical Support	Drawing	Rev. 3	Vendor	GEN-2	Approval	Drawing	6/20/2013
6007-PLN-AGE-57-63-2510	General Mechanical Support	Drawing	Rev. 3	Vendor	GEN-2	Approval	Drawing	6/20/2013
6007-PLN-AGE-57-63-2511	General Mechanical Support	Drawing	Rev. 3	Vendor	GEN-2	Approval	Drawing	6/20/2013
6007-PLN-AGE-57-63-2512	General Mechanical Support	Drawing	Rev. 3	Vendor	GEN-2	Approval	Drawing	6/20/2013
6007-PLN-AGE-57-63-2513	General Mechanical Support	Drawing	Rev. 3	Vendor	GEN-2	Approval	Drawing	6/20/2013
6007-PLN-AGE-57-63-2514	General Mechanical Support	Drawing	Rev. 3	Vendor	GEN-2	Approval	Drawing	6/20/2013
6007-PLN-AGE-57-63-2515	General Mechanical Support	Drawing	Rev. 3	Vendor	GEN-2	Approval	Drawing	6/20/2013
6007-PLN-AGE-57-63-2527	General Mechanical Support	Drawing	Rev. 3	Vendor	GEN-2	Approval	Drawing	6/20/2013
6007-PLN-AGE-57-63-2528	General Mechanical Support	Drawing	Rev. 3	Vendor	GEN-2	Approval	Drawing	6/20/2013
6007-PLN-AGE-57-63-2529	General Mechanical Support	Drawing	Rev. 3	Vendor	GEN-2	Approval	Drawing	6/20/2013
6007-PLN-AGE-57-63-2531	General Mechanical Support	Drawing	Rev. 3	Vendor	GEN-2	Approval	Drawing	6/20/2013
6007-PLN-AGE-57-63-2532	General Mechanical Support	Drawing	Rev. 4	Vendor	GEN-2	Approval	Drawing	6/20/2013
6007-PLN-AGE-57-63-2533	General Mechanical Support	Drawing	Rev. 4	Vendor	GEN-2	Approval	Drawing	6/20/2013
6007-PLN-AGE-57-63-2534	General Mechanical Support	Drawing	Rev. 3	Vendor	GEN-2	Approval	Drawing	6/20/2013
6007-PLN-AGE-57-63-2535	General Mechanical Support	Drawing	Rev. 3	Vendor	GEN-2	Approval	Drawing	6/20/2013
6007-PLN-AGE-57-63-2536	General Mechanical Support	Drawing	Rev. 3	Vendor	GEN-2	Approval	Drawing	6/20/2013
6007-PLN-AGE-57-63-2537	General Mechanical Support	Drawing	Rev. 3	Vendor	GEN-2	Approval	Drawing	6/20/2013
6007-PLN-AGE-57-63-2538	General Mechanical Support	Drawing	Rev. 3	Vendor	GEN-2	Approval	Drawing	6/20/2013
6007-PLN-AGE-57-63-2539	General Mechanical Support	Drawing	Rev. 3	Vendor	GEN-2	Approval	Drawing	6/20/2013
6007-PLN-AGE-57-63-2540	General Mechanical Support	Drawing	Rev. 3	Vendor	GEN-2	Approval	Drawing	6/20/2013
6007-PLN-AGE-57-63-2541	General Mechanical Support	Drawing	Rev. 3	Vendor	GEN-2	Approval	Drawing	6/20/2013
6007-PLN-AGE-57-63-2542	General Mechanical Support	Drawing	Rev. 3	Vendor	GEN-2	Approval	Drawing	6/20/2013
6007-PLN-AGE-57-63-2552	General Mechanical Support	Drawing	Rev. 3	Vendor	GEN-2	Approval	Drawing	6/20/2013
6007-PLN-AGE-57-63-2553	General Mechanical Support	Drawing	Rev. 3	Vendor	GEN-2	Approval	Drawing	6/20/2013
6007-PLN-AGE-57-63-2554	General Mechanical Support	Drawing	Rev. 3	Vendor	GEN-2	Approval	Drawing	6/20/2013
6007-PLN-AGE-57-63-2555	General Mechanical Support	Drawing	Rev. 3	Vendor	GEN-2	Approval	Drawing	6/20/2013
6007-PLN-AGE-57-63-2556	General Mechanical Support	Drawing	Rev. 3	Vendor	GEN-2	Approval	Drawing	6/20/2013
6007-PLN-AGE-57-63-2557	General Mechanical Support	Drawing	Rev. 3	Vendor	GEN-2	Approval	Drawing	6/20/2013
6007-PLN-AGE-57-63-2558	General Mechanical Support	Drawing	Rev. 3	Vendor	GEN-2	Approval	Drawing	6/20/2013
6007-PLN-AGE-57-63-2559	General Mechanical Support	Drawing	Rev. 3	Vendor	GEN-2	Approval	Drawing	6/20/2013
6007-PLN-AGE-57-63-2560	General Mechanical Support	Drawing	Rev. 3	Vendor	GEN-2	Approval	Drawing	6/20/2013
6007-PLN-AGE-57-63-2561	General Mechanical Support	Drawing	Rev. 3	Vendor	GEN-2	Approval	Drawing	6/20/2013
6007-PLN-AGE-57-63-2577	General Mechanical Support	Drawing	Rev. 3	Vendor	GEN-2	Approval	Drawing	6/20/2013
6007-PLN-AGE-57-63-2578	General Mechanical Support	Drawing	Rev. 3	Vendor	GEN-2	Approval	Drawing	6/20/2013
6007-PLN-AGE-57-63-2579	General Mechanical Support	Drawing	Rev. 3	Vendor	GEN-2	Approval	Drawing	6/20/2013
6007-PLN-AGE-57-63-2580	General Mechanical Support	Drawing	Rev. 3	Vendor	GEN-2	Approval	Drawing	6/20/2013
6007-PLN-AGE-57-63-2581	General Mechanical Support	Drawing	Rev. 3	Vendor	GEN-2	Approval	Drawing	6/20/2013
6007-PLN-AGE-57-63-2582	General Mechanical Support	Drawing	Rev. 3	Vendor	GEN-2	Approval	Drawing	6/20/2013
6007-PLN-AGE-57-63-2583	General Mechanical Support	Drawing	Rev. 3	Vendor	GEN-2	Approval	Drawing	6/20/2013
6007-PLN-AGE-57-63-2584	General Mechanical Support	Drawing	Rev. 3	Vendor	GEN-2	Approval	Drawing	6/20/2013
6007-PLN-AGE-57-63-2585	General Mechanical Support	Drawing	Rev. 3	Vendor	GEN-2	Approval	Drawing	6/20/2013
6007-PLN-AGE-57-63-2586	General Mechanical Support	Drawing	Rev. 3	Vendor	GEN-2	Approval	Drawing	6/20/2013
6007-PLN-AGE-57-63-2587	General Mechanical Support	Drawing	Rev. 3	Vendor	GEN-2	Approval	Drawing	6/20/2013
6007-PLN-AGE-57-63-2588	General Mechanical Support	Drawing	Rev. 3	Vendor	GEN-2	Approval	Drawing	6/20/2013
6007-LIS-AGE-57-63-2300	Support List (PSV & Co. Valve SF-Alpha)	List	Rev. 0	Vendor	GEN-2	Approval	List	6/20/2013
6007-PLN-AGE-57-63-2300	General Mechanical Support	Drawing	Rev. 0	Vendor	GEN-2	Approval	Drawing	6/20/2013
6007-PLN-AGE-57-63-2301	General Mechanical Support	Drawing	Rev. 0	Vendor	GEN-2	Approval	Drawing	6/20/2013
6007-PLN-AGE-57-63-2302	General Mechanical Support	Drawing	Rev. 0	Vendor	GEN-2	Approval	Drawing	6/20/2013
6007-PLN-AGE-57-63-2303	General Mechanical Support	Drawing	Rev. 0	Vendor	GEN-2	Approval	Drawing	6/20/2013
6007-PLN-AGE-57-63-2304	General Mechanical Support	Drawing	Rev. 0	Vendor	GEN-2	Approval	Drawing	6/20/2013
6007-PLN-AGE-57-63-2305	General Mechanical Support	Drawing	Rev. 0	Vendor	GEN-2	Approval	Drawing	6/20/2013
6007-PLN-AGE-57-63-2306	General Mechanical Support	Drawing	Rev. 0	Vendor	GEN-2	Approval	Drawing	6/20/2013
6007-PLN-AGE-57-63-2307	General Mechanical Support	Drawing	Rev. 0	Vendor	GEN-2	Approval	Drawing	6/20/2013
6007-PLN-AGE-57-63-2308	General Mechanical Support	Drawing	Rev. 0	Vendor	GEN-2	Approval	Drawing	6/20/2013
6007-PLN-AGE-57-63-2309	General Mechanical Support	Drawing	Rev. 0	Vendor	GEN-2	Approval	Drawing	6/20/2013
6007-PLN-AGE-57-63-2310	General Mechanical Support	Drawing	Rev. 0	Vendor	GEN-2	Approval	Drawing	6/20/2013
6007-PLN-AGE-57-63-2311	General Mechanical Support	Drawing	Rev. 0	Vendor	GEN-2	Approval	Drawing	6/20/2013
6007-PLN-AGE-57-63-2312	General Mechanical Support	Drawing	Rev. 0	Vendor	GEN-2	Approval	Drawing	6/20/2013
6007-LIS-AGE-57-63-2001	Support List (Solar Field-Alpha Plant)	List	Rev. 2	Vendor	GEN-2	Approval	List	6/20/2013
6007-LIS-AGE-57-63-2002	Support List (Solar Field-Alpha Plant)	List	Rev. 1	Vendor	GEN-2	Approval	List	6/20/2013

6007-LIS-AGE-57-63-2003	Support List (Solar Field-Alpha Plant)	List	Rev. 2	Vendor	GEN-2	Approval	List	6/20/2013
6007-LIS-AGE-57-63-2004	Support List (Solar Field-Alpha Plant)	List	Rev. 4	Vendor	GEN-2	Approval	List	6/20/2013
6007-LIS-AGE-57-63-2301	Support List (Solar Field-Alpha Plant)	List	Rev. 1	Vendor	GEN-2	Approval	List	6/20/2013
6007-PLN-AGE-57-63-2050	HTF pipe Atypical Support (SF-Alpha)	Drawing	Rev. 8	Vendor	GEN-2	Approval	Drawing	6/20/2013
6007-LIS-AGE-57-65-2001	List of Isometric Drawings	List	Rev. 9	Vendor	GEN-2	Approval	List	6/20/2013
6007-PLN-AGE-00-02-L010	Site Plan	Drawing	Rev. 8	Vendor	GEN-2	Approval	Drawing	6/20/2013
6007-PLN-AGE-00-02-L001	Solar Field Layout - Alpha Plant	Drawing	Rev. 10	Vendor	GEN-2	Approval	Drawing	6/20/2013
6007-LIS-AGE-57-61-2120	Line list _ Alpha	List	Rev. 3	Vendor	GEN-2	Approval	List	6/20/2013
letter	Lisega Catalogue for supports	letter		Vendor	GEN-2	Approval	letter	6/20/2013
6007-LIS-AGE-57-63-2504	Support List (Loop SF-Alpha Plant)	List	Rev. 2	Vendor	GEN-2	Approval	List	6/20/2013
6007-PLN-AGE-57-63-2500	General Mechanical Support	Drawing	Rev. 4	Vendor	GEN-2	Approval	Drawing	6/20/2013
6007-PLN-AGE-57-63-2501	General Mechanical Support	Drawing	Rev. 4	Vendor	GEN-2	Approval	Drawing	6/20/2013
6007-PLN-AGE-57-63-2502	General Mechanical Support	Drawing	Rev. 3	Vendor	GEN-2	Approval	Drawing	6/20/2013
6007-PLN-AGE-57-63-2503	General Mechanical Support	Drawing	Rev. 3	Vendor	GEN-2	Approval	Drawing	6/20/2013
6007-PLN-AGE-57-63-2504	General Mechanical Support	Drawing	Rev. 3	Vendor	GEN-2	Approval	Drawing	6/20/2013
6007-PLN-AGE-57-63-2505	General Mechanical Support	Drawing	Rev. 3	Vendor	GEN-2	Approval	Drawing	6/20/2013
6007-PLN-AGE-57-63-2506	General Mechanical Support	Drawing	Rev. 3	Vendor	GEN-2	Approval	Drawing	6/20/2013
6007-PLN-AGE-57-63-2507	General Mechanical Support	Drawing	Rev. 3	Vendor	GEN-2	Approval	Drawing	6/20/2013
6007-PLN-AGE-57-63-2508	General Mechanical Support	Drawing	Rev. 3	Vendor	GEN-2	Approval	Drawing	6/20/2013
6007-PLN-AGE-57-63-2509	General Mechanical Support	Drawing	Rev. 3	Vendor	GEN-2	Approval	Drawing	6/20/2013
6007-PLN-AGE-57-63-2510	General Mechanical Support	Drawing	Rev. 3	Vendor	GEN-2	Approval	Drawing	6/20/2013
6007-PLN-AGE-57-63-2511	General Mechanical Support	Drawing	Rev. 3	Vendor	GEN-2	Approval	Drawing	6/20/2013
6007-PLN-AGE-57-63-2512	General Mechanical Support	Drawing	Rev. 3	Vendor	GEN-2	Approval	Drawing	6/20/2013
6007-PLN-AGE-57-63-2513	General Mechanical Support	Drawing	Rev. 3	Vendor	GEN-2	Approval	Drawing	6/20/2013
6007-PLN-AGE-57-63-2514	General Mechanical Support	Drawing	Rev. 3	Vendor	GEN-2	Approval	Drawing	6/20/2013
6007-PLN-AGE-57-63-2515	General Mechanical Support	Drawing	Rev. 3	Vendor	GEN-2	Approval	Drawing	6/20/2013
6007-PLN-AGE-57-63-2527	General Mechanical Support	Drawing	Rev. 3	Vendor	GEN-2	Approval	Drawing	6/20/2013
6007-PLN-AGE-57-63-2528	General Mechanical Support	Drawing	Rev. 3	Vendor	GEN-2	Approval	Drawing	6/20/2013
6007-PLN-AGE-57-63-2529	General Mechanical Support	Drawing	Rev. 3	Vendor	GEN-2	Approval	Drawing	6/20/2013
6007-PLN-AGE-57-63-2531	General Mechanical Support	Drawing	Rev. 3	Vendor	GEN-2	Approval	Drawing	6/20/2013
6007-PLN-AGE-57-63-2532	General Mechanical Support	Drawing	Rev. 4	Vendor	GEN-2	Approval	Drawing	6/20/2013
6007-PLN-AGE-57-63-2533	General Mechanical Support	Drawing	Rev. 4	Vendor	GEN-2	Approval	Drawing	6/20/2013
6007-PLN-AGE-57-63-2534	General Mechanical Support	Drawing	Rev. 3	Vendor	GEN-2	Approval	Drawing	6/20/2013
6007-PLN-AGE-57-63-2535	General Mechanical Support	Drawing	Rev. 3	Vendor	GEN-2	Approval	Drawing	6/20/2013
6007-PLN-AGE-57-63-2536	General Mechanical Support	Drawing	Rev. 3	Vendor	GEN-2	Approval	Drawing	6/20/2013
6007-PLN-AGE-57-63-2537	General Mechanical Support	Drawing	Rev. 3	Vendor	GEN-2	Approval	Drawing	6/20/2013
6007-PLN-AGE-57-63-2538	General Mechanical Support	Drawing	Rev. 3	Vendor	GEN-2	Approval	Drawing	6/20/2013
6007-PLN-AGE-57-63-2539	General Mechanical Support	Drawing	Rev. 3	Vendor	GEN-2	Approval	Drawing	6/20/2013
6007-PLN-AGE-57-63-2540	General Mechanical Support	Drawing	Rev. 3	Vendor	GEN-2	Approval	Drawing	6/20/2013
6007-PLN-AGE-57-63-2541	General Mechanical Support	Drawing	Rev. 3	Vendor	GEN-2	Approval	Drawing	6/20/2013
6007-PLN-AGE-57-63-2542	General Mechanical Support	Drawing	Rev. 3	Vendor	GEN-2	Approval	Drawing	6/20/2013
6007-PLN-AGE-57-63-2552	General Mechanical Support	Drawing	Rev. 3	Vendor	GEN-2	Approval	Drawing	6/20/2013
6007-PLN-AGE-57-63-2553	General Mechanical Support	Drawing	Rev. 3	Vendor	GEN-2	Approval	Drawing	6/20/2013
6007-PLN-AGE-57-63-2554	General Mechanical Support	Drawing	Rev. 3	Vendor	GEN-2	Approval	Drawing	6/20/2013
6007-PLN-AGE-57-63-2555	General Mechanical Support	Drawing	Rev. 3	Vendor	GEN-2	Approval	Drawing	6/20/2013
6007-PLN-AGE-57-63-2556	General Mechanical Support	Drawing	Rev. 3	Vendor	GEN-2	Approval	Drawing	6/20/2013
6007-PLN-AGE-57-63-2557	General Mechanical Support	Drawing	Rev. 3	Vendor	GEN-2	Approval	Drawing	6/20/2013
6007-PLN-AGE-57-63-2558	General Mechanical Support	Drawing	Rev. 3	Vendor	GEN-2	Approval	Drawing	6/20/2013
6007-PLN-AGE-57-63-2559	General Mechanical Support	Drawing	Rev. 3	Vendor	GEN-2	Approval	Drawing	6/20/2013
6007-PLN-AGE-57-63-2560	General Mechanical Support	Drawing	Rev. 3	Vendor	GEN-2	Approval	Drawing	6/20/2013
6007-PLN-AGE-57-63-2561	General Mechanical Support	Drawing	Rev. 3	Vendor	GEN-2	Approval	Drawing	6/20/2013
6007-PLN-AGE-57-63-2577	General Mechanical Support	Drawing	Rev. 3	Vendor	GEN-2	Approval	Drawing	6/20/2013
6007-PLN-AGE-57-63-2578	General Mechanical Support	Drawing	Rev. 3	Vendor	GEN-2	Approval	Drawing	6/20/2013
6007-PLN-AGE-57-63-2579	General Mechanical Support	Drawing	Rev. 3	Vendor	GEN-2	Approval	Drawing	6/20/2013
6007-PLN-AGE-57-63-2580	General Mechanical Support	Drawing	Rev. 3	Vendor	GEN-2	Approval	Drawing	6/20/2013
6007-PLN-AGE-57-63-2581	General Mechanical Support	Drawing	Rev. 3	Vendor	GEN-2	Approval	Drawing	6/20/2013
6007-PLN-AGE-57-63-2582	General Mechanical Support	Drawing	Rev. 3	Vendor	GEN-2	Approval	Drawing	6/20/2013
6007-PLN-AGE-57-63-2583	General Mechanical Support	Drawing	Rev. 3	Vendor	GEN-2	Approval	Drawing	6/20/2013
6007-PLN-AGE-57-63-2584	General Mechanical Support	Drawing	Rev. 3	Vendor	GEN-2	Approval	Drawing	6/20/2013
6007-PLN-AGE-57-63-2585	General Mechanical Support	Drawing	Rev. 3	Vendor	GEN-2	Approval	Drawing	6/20/2013
6007-PLN-AGE-57-63-2586	General Mechanical Support	Drawing	Rev. 3	Vendor	GEN-2	Approval	Drawing	6/20/2013
6007-PLN-AGE-57-63-2587	General Mechanical Support	Drawing	Rev. 3	Vendor	GEN-2	Approval	Drawing	6/20/2013
6007-PLN-AGE-57-63-2588	General Mechanical Support	Drawing	Rev. 3	Vendor	GEN-2	Approval	Drawing	6/20/2013
6007-LIS-AGE-57-63-2300	Support List (PSV & Co. Valve SF-Alpha)	List	Rev. 0	Vendor	GEN-2	Approval	List	6/20/2013
6007-PLN-AGE-57-63-2300	General Mechanical Support	Drawing	Rev. 0	Vendor	GEN-2	Approval	Drawing	6/20/2013
6007-PLN-AGE-57-63-2301	General Mechanical Support	Drawing	Rev. 0	Vendor	GEN-2	Approval	Drawing	6/20/2013
6007-PLN-AGE-57-63-2302	General Mechanical Support	Drawing	Rev. 0	Vendor	GEN-2	Approval	Drawing	6/20/2013
6007-PLN-AGE-57-63-2303	General Mechanical Support	Drawing	Rev. 0	Vendor	GEN-2	Approval	Drawing	6/20/2013
6007-PLN-AGE-57-63-2304	General Mechanical Support	Drawing	Rev. 0	Vendor	GEN-2	Approval	Drawing	6/20/2013
6007-PLN-AGE-57-63-2305	General Mechanical Support	Drawing	Rev. 0	Vendor	GEN-2	Approval	Drawing	6/20/2013
6007-PLN-AGE-57-63-2306	General Mechanical Support	Drawing	Rev. 0	Vendor	GEN-2	Approval	Drawing	6/20/2013
6007-PLN-AGE-57-63-2307	General Mechanical Support	Drawing	Rev. 0	Vendor	GEN-2	Approval	Drawing	6/20/2013
6007-PLN-AGE-57-63-2308	General Mechanical Support	Drawing	Rev. 0	Vendor	GEN-2	Approval	Drawing	6/20/2013
6007-PLN-AGE-57-63-2309	General Mechanical Support	Drawing	Rev. 0	Vendor	GEN-2	Approval	Drawing	6/20/2013
6007-PLN-AGE-57-63-2310	General Mechanical Support	Drawing	Rev. 0	Vendor	GEN-2	Approval	Drawing	6/20/2013
6007-PLN-AGE-57-63-2311	General Mechanical Support	Drawing	Rev. 0	Vendor	GEN-2	Approval	Drawing	6/20/2013
6007-PLN-AGE-57-63-2312	General Mechanical Support	Drawing	Rev. 0	Vendor	GEN-2	Approval	Drawing	6/20/2013
6007-LIS-AGE-57-63-2001	Support List (Solar Field-Alpha Plant)	List	Rev. 2	Vendor	GEN-2	Approval	List	6/20/2013
6007-LIS-AGE-57-63-2002	Support List (Solar Field-Alpha Plant)	List	Rev. 1	Vendor	GEN-2	Approval	List	6/20/2013
6007-LIS-AGE-57-63-2003	Support List (Solar Field-Alpha Plant)	List	Rev. 2	Vendor	GEN-2	Approval	List	6/20/2013
6007-LIS-AGE-57-63-2004	Support List (Solar Field-Alpha Plant)	List	Rev. 4	Vendor	GEN-2	Approval	List	6/20/2013
6007-LIS-AGE-57-63-2301	Support List (Solar Field-Alpha Plant)	List	Rev. 1	Vendor	GEN-2	Approval	List	6/20/2013
6007-PLN-AGE-57-63-2050	HTF pipe Atypical Support (SF-Alpha)	Drawing	Rev. 8	Vendor	GEN-2	Approval	Drawing	6/20/2013
6007-CAL-AGE-25-50-4300	Calculation Report	Calculation	2	Vendor	GEN-2	Approval	Calculation	6/26/2013
6007-PLN-AGE-25-54-4300	Cover Sheet	Drawing	3	Vendor	GEN-2	Approval	Drawing	6/26/2013
6007-PLN-AGE-25-54-4320	General Notes. Sheet 1	Drawing	3	Vendor	GEN-2	Approval	Drawing	6/26/2013
6007-PLN-AGE-25-54-4321	General Notes. Sheet 2	Drawing	0	Vendor	GEN-2	Approval	Drawing	6/26/2013
6007-PLN-AGE-25-54-4340	Condenser access catwalk EL 2071.50'	Drawing	4	Vendor	GEN-2	Approval	Drawing	6/26/2013
6007-PLN-AGE-25-54-4341	Condenser access catwalk EL 2081.50'	Drawing	4	Vendor	GEN-2	Approval	Drawing	6/26/2013
6007-PLN-AGE-25-54-4342	Condenser access catwalk EL 2091.72'	Drawing	4	Vendor	GEN-2	Approval	Drawing	6/26/2013
6007-PLN-AGE-25-54-4343	Stairs schematic	Drawing	4	Vendor	GEN-2	Approval	Drawing	6/26/2013
6007-PLN-AGE-00-50-5003	Typical Pipe Handrail Stairway and Details	Drawing	2	Vendor	GEN-2	Approval	Drawing	6/26/2013
6007-CAL-AGE-25-50-8300	Calculation Report	Calculation	2	Vendor	GEN-2	Approval	Calculation	6/26/2013
6007-PLN-AGE-25-54-8300	Cover Sheet	Drawing	3	Vendor	GEN-2	Approval	Drawing	6/26/2013
6007-PLN-AGE-25-54-8320	General Notes. Sheet 1	Drawing	3	Vendor	GEN-2	Approval	Drawing	6/26/2013
6007-PLN-AGE-25-54-8321	General Notes. Sheet 2	Drawing	0	Vendor	GEN-2	Approval	Drawing	6/26/2013
6007-PLN-AGE-25-54-8340	Condenser access catwalk EL 2079.50'	Drawing	4	Vendor	GEN-2	Approval	Drawing	6/26/2013
6007-PLN-AGE-25-54-8341	Condenser access catwalk EL 2089.50'	Drawing	4	Vendor	GEN-2	Approval	Drawing	6/26/2013
6007-PLN-AGE-25-54-8342	Condenser access catwalk EL 2099.72'	Drawing	4	Vendor	GEN-2	Approval	Drawing	6/26/2013
6007-PLN-AGE-25-54-8343	Stairs schematic	Drawing	4	Vendor	GEN-2	Approval	Drawing	6/26/2013
6007-PLN-AGE-58-54-1100	Cover sheet	Drawing	3	Vendor	GEN-2	Approval	Drawing	6/27/2013
6007-PLN-AGE-58-54-1101	General notes	Drawing	3	Vendor	GEN-2	Approval	Drawing	6/27/2013
6007-PLN-AGE-58-54-1102	Plan and Elevation	Drawing	4	Vendor	GEN-2	Approval	Drawing	6/27/2013
6007-PLN-AGE-58-54-1103	Plan, Elevation, and Details	Drawing	3	Vendor	GEN-2	Approval	Drawing	6/27/2013
6007-CAL-AGE-58-54-1100	Calculation Report	Calculation	3	Vendor	GEN-2	Approval	Calculation	6/27/2013
6007-PLN-AGE-58-54-5100	Cover sheet	Drawing	3	Vendor	GEN-2	Approval	Drawing	6/27/2013
6007-PLN-AGE-58-54-5101	General notes	Drawing	4	Vendor	GEN-2	Approval	Drawing	6/27/2013
6007-PLN-AGE-58-54-5102	Plan and Elevation	Drawing	3	Vendor	GEN-2	Approval	Drawing	6/27/2013
6007-PLN-AGE-58-54-5103	Plan, Elevation, and Details	Drawing	3	Vendor	GEN-2	Approval	Drawing	6/27/2013
6007-CAL-AGE-58-54-5100	Calculation Report	Calculation	3	Vendor	GEN-2	Approval	Calculation	6/27/2013
6007-CAL-AGE-57-54-2280	Calculation report	Calculation	2	Vendor	GEN-2	Approval	Calculation	6/27/2013
6007-PLN-AGE-57-54-2280	Cover sheet. Connections west field	Drawing	0	Vendor	GEN-2	Approval	Drawing	6/27/2013
6007-PLN-AGE-57-54-2281	General notes. Connections west field	Drawing	2	Vendor	GEN-2	Approval	Drawing	6/27/2013
6007-PLN-AGE-57-54-2282	AWT01. Frames	Drawing	1	Vendor	GEN-2	Approval	Drawing	6/27/2013
6007-PLN-AGE-57-54-2283	AWT02. Frames	Drawing	1	Vendor	GEN-2	Approval	Drawing	6/27/2013
6007-PLN-AGE-57-54-2284	Connection details west field	Drawing	2	Vendor	GEN-2	Approval	Drawing	6/27/2013
6007-PLN-AGE-57-54-2285	Connection details west field	Drawing	2	Vendor	GEN-2	Approval	Drawing	6/27/2013
6007-CAL-AGE-57-54-4970	Calculation report	Calculation	2	Vendor	GEN-2	Approval	Calculation	6/27/2013
6007-PLN-AGE-57-54-4970	Cover sheet. Connection PSV areas	Drawing	0	Vendor	GEN-2	Approval	Drawing	6/27/2013
6007-PLN-AGE-57-54-4971	General notes. Connection PSV areas	Drawing	1	Vendor	GEN-2	Approval	Drawing	6/27/2013
6007-PLN-AGE-57-54-4972	PSV areas. frames	Drawing	1	Vendor	GEN-2	Approval	Drawing	6/27/2013
6007-PLN-AGE-57-54-4973	Connection details PSV areas	Drawing	2	Vendor	GEN-2	Approval	Drawing	6/27/2013
6007-PLN-AGE-57-54-4974	Connection details PSV areas	Drawing	2	Vendor	GEN-2	Approval	Drawing	6/27/2013
6007-CAL-AGE-58-54-3620	Calculation report	Calculation	2	Vendor	GEN-2	Approval	Calculation	6/27/2013
6007-PLN-AGE-58-54-3620	Connection details central plant	Drawing	0	Vendor	GEN-2	Approval	Drawing	6/27/2013
6007-PLN-AGE-58-54-3621	Connection details central plant	Drawing	1	Vendor	GEN-2	Approval	Drawing	6/27/2013
6007-PLN-AGE-58-54-3622	Central plant. Frames	Drawing	1	Vendor	GEN-2	Approval	Drawing	6/27/2013
6007-PLN-AGE-58-54-3623	Central plant. Connection details	Drawing	2	Vendor	GEN-2	Approval	Drawing	6/27/2013
6007-PLN-AGE-58-54-3624	Central plant. Connection details	Drawing	2	Vendor	GEN-2	Approval	Drawing	6/27/2013
6007-CAL-AGE-57-54-2250	Calculation report	Calculation	2	Vendor	GEN-2	Approval	Calculation	6/27/2013
6007-PLN-AGE-57-54-2250	Cover sheet. Connection north east field	Drawing	0	Vendor	GEN-2	Approval	Drawing	6/27/2013
6007-PLN-AGE-57-54-2251	General notes. Connection north east field	Drawing	1	Vendor	GEN-2	Approval	Drawing	6/27/2013
6007-PLN-AGE-57-54-2252	Frames north east field	Drawing	1	Vendor	GEN-2	Approval	Drawing	6/27/2013
6007-PLN-AGE-57-54-2253	Connections details north east field	Drawing	2	Vendor	GEN-2	Approval	Drawing	6/27/2013
6007-PLN-AGE-57-54-2254	Connections details north east field	Drawing	2	Vendor	GEN-2	Approval	Drawing	6/27/2013
6007-CAL-AGE-57-54-2260	Calculation report	Calculation	2	Vendor	GEN-2	Approval	Calculation	6/27/2013
6007-PLN-AGE-57-54-2260	Cover sheet. Connections east field	Drawing	0	Vendor	GEN-2	Approval	Drawing	6/27/2013
6007-PLN-AGE-57-54-2261	General notes. Connections east field	Drawing	2	Vendor	GEN-2	Approval	Drawing	6/27/2013
6007-PLN-AGE-57-54-2262	AET01. Frames	Drawing	1	Vendor	GEN-2	Approval	Drawing	6/27/2013
6007-PLN-AGE-57-54-2263	AET02. Frames	Drawing	1	Vendor	GEN-2	Approval	Drawing	6/27/2013
6007-PLN-AGE-57-54-2264	Connection details east field	Drawing	2	Vendor	GEN-2	Approval	Drawing	6/27/2013
6007-PLN-AGE-57-54-2265	Connection details east field	Drawing	2	Vendor	GEN-2	Approval	Drawing	6/27/2013
6007-CAL-AGE-57-54-2270	Calculation report	Calculation	2	Vendor	GEN-2	Approval	Calculation	6/27/2013
6007-PLN-AGE-57-54-2270	Cover sheet. Connections north-west field	Drawing	0	Vendor	GEN-2	Approval	Drawing	6/27/2013
6007-PLN-AGE-57-54-2271	General notes. Connections north-west field	Drawing	2	Vendor	GEN-2	Approval	Drawing	6/27/2013
6007-PLN-AGE-57-54-2272	ANWT01. Frames	Drawing	1	Vendor	GEN-2	Approval	Drawing	6/27/2013
6007-PLN-AGE-57-54-2273	ANWT02. Frames	Drawing	1	Vendor	GEN-2	Approval	Drawing	6/27/2013
6007-PLN-AGE-57-54-2274	ANWT03. Frames	Drawing	1	Vendor	GEN-2	Approval	Drawing	6/27/2013
6007-PLN-AGE-57-54-2275	Connection details north west field	Drawing	2	Vendor	GEN-2	Approval	Drawing	6/27/2013
6007-PLN-AGE-57-54-2276	Connection details north west field	Drawing	2	Vendor	GEN-2	Approval	Drawing	6/27/2013
6007-CAL-AGE-57-54-6300	Calculation report	Calculation	2	Vendor	GEN-2	Approval	Calculation	6/27/2013
6007-PLN-AGE-57-54-6300	Cover sheet. Connection far west field	Drawing	0	Vendor	GEN-2	Approval	Drawing	6/27/2013
6007-PLN-AGE-57-54-6301	General notes. Connection far west field	Drawing	2	Vendor	GEN-2	Approval	Drawing	6/27/2013
6007-PLN-AGE-57-54-6302	BFWT01. Frames	Drawing	1	Vendor	GEN-2	Approval	Drawing	6/27/2013
6007-PLN-AGE-57-54-6303	BFWT02. Frames	Drawing	1	Vendor	GEN-2	Approval	Drawing	6/27/2013
6007-PLN-AGE-57-54-6304	Connection details far west field	Drawing	2	Vendor	GEN-2	Approval	Drawing	6/27/2013
6007-PLN-AGE-57-54-6305	Connection details far west field	Drawing	2	Vendor	GEN-2	Approval	Drawing	6/27/2013
6007-CAL-AGE-57-54-7970	Calculation report	Calculation	2	Vendor	GEN-2	Approval	Calculation	6/27/2013

6007-PLN-AGE-57-54-7970	Cover sheet. Connection PSV areas east	Drawing	0	Vendor	GEN-2	Approval	Drawing	6/27/2013
6007-PLN-AGE-57-54-7971	General notes. Connection PSV areas east	Drawing	2	Vendor	GEN-2	Approval	Drawing	6/27/2013
6007-PLN-AGE-57-54-7972	PSV areas east frames	Drawing	1	Vendor	GEN-2	Approval	Drawing	6/27/2013
6007-PLN-AGE-57-54-7973	Connection details PSV areas east	Drawing	2	Vendor	GEN-2	Approval	Drawing	6/27/2013
6007-CAL-AGE-57-54-7980	Calculation report	Calculation	2	Vendor	GEN-2	Approval	Calculation	6/27/2013
6007-PLN-AGE-57-54-7980	Cover sheet. Connection PSV areas west	Drawing	0	Vendor	GEN-2	Approval	Drawing	6/27/2013
6007-PLN-AGE-57-54-7981	General notes. Connection PSV areas west	Drawing	2	Vendor	GEN-2	Approval	Drawing	6/27/2013
6007-PLN-AGE-57-54-7982	PSV areas west frames	Drawing	1	Vendor	GEN-2	Approval	Drawing	6/27/2013
6007-PLN-AGE-57-54-7983	Connection details PSV areas west	Drawing	2	Vendor	GEN-2	Approval	Drawing	6/27/2013
6007-PLN-AGE-57-54-7984	Connection details PSV areas west	Drawing	2	Vendor	GEN-2	Approval	Drawing	6/27/2013
6007-CAL-AGE-57-54-9900	Calculation report	Calculation	2	Vendor	GEN-2	Approval	Calculation	6/27/2013
6007-PLN-AGE-57-54-9900	General notes. Connection north field	Drawing	0	Vendor	GEN-2	Approval	Drawing	6/27/2013
6007-PLN-AGE-57-54-9901	Cover sheet. Connection north field	Drawing	2	Vendor	GEN-2	Approval	Drawing	6/27/2013
6007-PLN-AGE-57-54-9902	BNT01 Frames	Drawing	1	Vendor	GEN-2	Approval	Drawing	6/27/2013
6007-PLN-AGE-57-54-9903	BNT02 Frames	Drawing	1	Vendor	GEN-2	Approval	Drawing	6/27/2013
6007-PLN-AGE-57-54-9904	Connection details	Drawing	2	Vendor	GEN-2	Approval	Drawing	6/27/2013
6007-PLN-AGE-57-54-9905	Connection details	Drawing	2	Vendor	GEN-2	Approval	Drawing	6/27/2013
6007-CAL-AGE-57-54-9926	Calculation report	Calculation	2	Vendor	GEN-2	Approval	Calculation	6/27/2013
6007-PLN-AGE-57-54-9926	Cover sheet. Connection south field	Drawing	0	Vendor	GEN-2	Approval	Drawing	6/27/2013
6007-PLN-AGE-57-54-9927	General notes. Connection south field	Drawing	2	Vendor	GEN-2	Approval	Drawing	6/27/2013
6007-PLN-AGE-57-54-9928	BST01. Frames	Drawing	1	Vendor	GEN-2	Approval	Drawing	6/27/2013
6007-PLN-AGE-57-54-9929	BST02. Frames	Drawing	1	Vendor	GEN-2	Approval	Drawing	6/27/2013
6007-PLN-AGE-57-54-9930	BST03. Frames	Drawing	1	Vendor	GEN-2	Approval	Drawing	6/27/2013
6007-PLN-AGE-57-54-9931	Connection details south field	Drawing	2	Vendor	GEN-2	Approval	Drawing	6/27/2013
6007-PLN-AGE-57-54-9932	Connection details south field	Drawing	2	Vendor	GEN-2	Approval	Drawing	6/27/2013
6007-CAL-AGE-58-54-6420	Calculation report	Calculation	2	Vendor	GEN-2	Approval	Calculation	6/27/2013
6007-PLN-AGE-58-54-6420	Cover sheet. Connection south side HTF	Drawing	0	Vendor	GEN-2	Approval	Drawing	6/27/2013
6007-PLN-AGE-58-54-6421	General notes. Connection south side HTF	Drawing	2	Vendor	GEN-2	Approval	Drawing	6/27/2013
6007-PLN-AGE-58-54-6422	South side HTF frames	Drawing	1	Vendor	GEN-2	Approval	Drawing	6/27/2013
6007-PLN-AGE-58-54-6423	South side HTF connection details	Drawing	2	Vendor	GEN-2	Approval	Drawing	6/27/2013
6007-CAL-AGE-58-54-6430	Calculation report	Calculation	2	Vendor	GEN-2	Approval	Calculation	6/27/2013
6007-PLN-AGE-58-54-6430	Cover sheet. Connection north side	Drawing	0	Vendor	GEN-2	Approval	Drawing	6/27/2013
6007-PLN-AGE-58-54-6431	General notes. Connection north side	Drawing	2	Vendor	GEN-2	Approval	Drawing	6/27/2013
6007-PLN-AGE-58-54-6432	Frames north side	Drawing	1	Vendor	GEN-2	Approval	Drawing	6/27/2013
6007-PLN-AGE-58-54-6433	BCP501 Frames north side	Drawing	1	Vendor	GEN-2	Approval	Drawing	6/27/2013
6007-PLN-AGE-58-54-6434	Connection details north side	Drawing	2	Vendor	GEN-2	Approval	Drawing	6/27/2013
6007-PLN-AGE-58-54-6435	Connection details north side	Drawing	2	Vendor	GEN-2	Approval	Drawing	6/27/2013
6007-CAL-AGE-57-54-6260	Calculation report	Calculation	2	Vendor	GEN-2	Approval	Calculation	6/27/2013
6007-PLN-AGE-57-54-6260	General notes. Connection west field	Drawing	0	Vendor	GEN-2	Approval	Drawing	6/27/2013
6007-PLN-AGE-57-54-6261	Cover sheet. Connection west field	Drawing	2	Vendor	GEN-2	Approval	Drawing	6/27/2013
6007-PLN-AGE-57-54-6262	BWT01 Frames	Drawing	1	Vendor	GEN-2	Approval	Drawing	6/27/2013
6007-PLN-AGE-57-54-6263	BWT01 Connection details	Drawing	2	Vendor	GEN-2	Approval	Drawing	6/27/2013
6007-PLN-AGE-57-54-6264	BWT01 Connection details	Drawing	2	Vendor	GEN-2	Approval	Drawing	6/27/2013
6007-CAL-AGE-25-54-4160	Calculation report	Calculation	1	Vendor	GEN-2	Approval	Calculation	7/17/2013
6007-PLN-AGE-25-54-4160	Cover Sheet	Drawing	1	Vendor	GEN-2	Approval	Drawing	7/17/2013
6007-PLN-AGE-25-54-4161	General notes	Drawing	1	Vendor	GEN-2	Approval	Drawing	7/17/2013
6007-PLN-AGE-25-54-4162	Plans and elevations	Drawing	1	Vendor	GEN-2	Approval	Drawing	7/17/2013
6007-PLN-AGE-25-54-4163	Connections details	Drawing	1	Vendor	GEN-2	Approval	Drawing	7/17/2013
6007-PLN-AGE-25-54-4164	Connections details	Drawing	1	Vendor	GEN-2	Approval	Drawing	7/17/2013
6007-PLN-AGE-25-54-4165	Connections details	Drawing	1	Vendor	GEN-2	Approval	Drawing	7/17/2013
6007-CAL-AGE-25-54-4260	Calculation report	Calculation	1	Vendor	GEN-2	Approval	Calculation	7/17/2013
6007-PLN-AGE-25-54-4260	Cover Sheet	Drawing	1	Vendor	GEN-2	Approval	Drawing	7/17/2013
6007-PLN-AGE-25-54-4261	General notes	Drawing	1	Vendor	GEN-2	Approval	Drawing	7/17/2013
6007-PLN-AGE-25-54-4262	Plans	Drawing	1	Vendor	GEN-2	Approval	Drawing	7/17/2013
6007-PLN-AGE-25-54-4263	Elevations	Drawing	1	Vendor	GEN-2	Approval	Drawing	7/17/2013
6007-PLN-AGE-25-54-4264	Connections details	Drawing	1	Vendor	GEN-2	Approval	Drawing	7/17/2013
6007-PLN-AGE-25-54-4265	Connections details	Drawing	1	Vendor	GEN-2	Approval	Drawing	7/17/2013
6007-PLN-AGE-25-54-4266	Connections details	Drawing	1	Vendor	GEN-2	Approval	Drawing	7/17/2013
6007-CAL-AGE-25-54-8160	Calculation report	Calculation	1	Vendor	GEN-2	Approval	Calculation	7/17/2013
6007-PLN-AGE-25-54-8160	Cover Sheet	Drawing	1	Vendor	GEN-2	Approval	Drawing	7/17/2013
6007-PLN-AGE-25-54-8161	General notes	Drawing	1	Vendor	GEN-2	Approval	Drawing	7/17/2013
6007-PLN-AGE-25-54-8162	Plans and elevations	Drawing	1	Vendor	GEN-2	Approval	Drawing	7/17/2013
6007-PLN-AGE-25-54-8163	Connections details	Drawing	1	Vendor	GEN-2	Approval	Drawing	7/17/2013
6007-PLN-AGE-25-54-8164	Connections details	Drawing	1	Vendor	GEN-2	Approval	Drawing	7/17/2013
6007-PLN-AGE-25-54-8165	Connections details	Drawing	1	Vendor	GEN-2	Approval	Drawing	7/17/2013
6007-CAL-AGE-25-54-8260	Calculation report	Calculation	1	Vendor	GEN-2	Approval	Calculation	7/17/2013
6007-PLN-AGE-25-54-8260	Cover Sheet	Drawing	1	Vendor	GEN-2	Approval	Drawing	7/17/2013
6007-PLN-AGE-25-54-8261	General notes	Drawing	1	Vendor	GEN-2	Approval	Drawing	7/17/2013
6007-PLN-AGE-25-54-8262	Plans	Drawing	1	Vendor	GEN-2	Approval	Drawing	7/17/2013
6007-PLN-AGE-25-54-8263	Elevations	Drawing	1	Vendor	GEN-2	Approval	Drawing	7/17/2013
6007-PLN-AGE-25-54-8264	Connections details	Drawing	1	Vendor	GEN-2	Approval	Drawing	7/17/2013
6007-PLN-AGE-25-54-8265	Connections details	Drawing	1	Vendor	GEN-2	Approval	Drawing	7/17/2013
6007-PLN-AGE-25-54-8266	Connections details	Drawing	1	Vendor	GEN-2	Approval	Drawing	7/17/2013
6007-CAL-AGE-25-54-4100	Calculations report	Calculation	2	Vendor	GEN-2	Approval	Calculation	7/17/2013
6007-CAL-AGE-25-54-4200	Calculations report	Calculation	2	Vendor	GEN-2	Approval	Calculation	7/17/2013
6007-PLN-AGE-25-54-4100	Cover Sheet	Drawing	1	Vendor	GEN-2	Approval	Drawing	7/17/2013
6007-PLN-AGE-25-54-4120	General notes	Drawing	4	Vendor	GEN-2	Approval	Drawing	7/17/2013
6007-PLN-AGE-25-54-4140	Structure	Drawing	4	Vendor	GEN-2	Approval	Drawing	7/17/2013
6007-PLN-AGE-25-54-4200	Cover Sheet	Drawing	1	Vendor	GEN-2	Approval	Drawing	7/17/2013
6007-PLN-AGE-25-54-4220	General notes	Drawing	3	Vendor	GEN-2	Approval	Drawing	7/17/2013
6007-PLN-AGE-25-54-4240	Plans	Drawing	2	Vendor	GEN-2	Approval	Drawing	7/17/2013
6007-PLN-AGE-25-54-4241	Elevations	Drawing	3	Vendor	GEN-2	Approval	Drawing	7/17/2013
6007-PLN-AGE-25-54-4242	Base plates	Drawing	2	Vendor	GEN-2	Approval	Drawing	7/17/2013
6007-CAL-AGE-25-54-8100	Calculations report	Calculation	2	Vendor	GEN-2	Approval	Calculation	7/17/2013
6007-CAL-AGE-25-54-8200	Calculations report	Calculation	2	Vendor	GEN-2	Approval	Calculation	7/17/2013
6007-PLN-AGE-25-54-8100	Cover Sheet	Drawing	1	Vendor	GEN-2	Approval	Drawing	7/17/2013
6007-PLN-AGE-25-54-8120	General notes	Drawing	4	Vendor	GEN-2	Approval	Drawing	7/17/2013
6007-PLN-AGE-25-54-8140	Structure	Drawing	4	Vendor	GEN-2	Approval	Drawing	7/17/2013
6007-PLN-AGE-25-54-8200	Cover Sheet	Drawing	1	Vendor	GEN-2	Approval	Drawing	7/17/2013
6007-PLN-AGE-25-54-8220	General notes	Drawing	3	Vendor	GEN-2	Approval	Drawing	7/17/2013
6007-PLN-AGE-25-54-8240	Plans	Drawing	2	Vendor	GEN-2	Approval	Drawing	7/17/2013
6007-PLN-AGE-25-54-8241	Elevations	Drawing	3	Vendor	GEN-2	Approval	Drawing	7/17/2013
6007-PLN-AGE-25-54-8242	Base plates	Drawing	2	Vendor	GEN-2	Approval	Drawing	7/17/2013
BaseShearCheckEast	BaseShearCheckEast	BaseShearCheckEast	NA	Vendor	GEN-2	Approval	BaseShearCheckEast	7/17/2013
BaseShearCheckWest	BaseShearCheckWest	BaseShearCheckWest	NA	Vendor	GEN-2	Approval	BaseShearCheckWest	7/17/2013
Drift	Drift	Drift	NA	Vendor	GEN-2	Approval	Drift	7/17/2013
6007-PLN-SFP-15-81-F050	Alpha Site Fire Protection Administration Building	Drawing	0	Vendor	GEN-2	Approval	Drawing	7/29/2013
6007-PLN-SFP-15-81-F051	Alpha Site Fire Protection Administration Building Hanger & Site Ref DWGS	Drawing	0	Vendor	GEN-2	Approval	Drawing	7/29/2013
6007-PLN-SFP-15-81-F150	Beta Site Fire Protection Aministration Building	Drawing	0	Vendor	GEN-2	Approval	Drawing	7/29/2013
6007-PLN-SFP-15-81-F151	Beta Site Fire Protection Administration Building Hanger & Site Ref DWG	Drawing	0	Vendor	GEN-2	Approval	Drawing	7/29/2013
6007-PLN-SFP-15-81-G003	Alpha Site Fire Protection Alpha Site Hydraulic Node Plan	Drawing	0	Vendor	GEN-2	Approval	Drawing	7/29/2013
6007-PLN-SFP-15-81-G005	Beta Site Fire Protection Alpha Site Hydraulic Node Plan	Drawing	0	Vendor	GEN-2	Approval	Drawing	7/29/2013
6007-PLN-SFP-15-81-H001	Alpha and Beta Site Fire Protection Hanger Details	Drawing	0	Vendor	GEN-2	Approval	Drawing	7/29/2013
6007-PLN-SFP-15-81-S001	Alpha & Beta Site Fire Protection Seismic Bracing Details	Drawing	0	Vendor	GEN-2	Approval	Drawing	7/29/2013
ADMIN DATA SHEETS	Victaulic Fire Protection Valves	Victaulic Fire Protection Valves	NA	Vendor	GEN-2	Approval	Victaulic Fire Protection V	7/29/2013
AIPHA HYD REMOTE 1-2	Hydraulic Calculations	Hydraulic Calculations	NA	Vendor	GEN-2	Approval	Hydraulic Calculations	7/29/2013
BETA HYD REMOTE 1-2	Hydraulic Calculations	Hydraulic Calculations	NA	Vendor	GEN-2	Approval	Hydraulic Calculations	7/29/2013
SEISMIC CALCS ALPHA & BETA	TOL-Brace Seismic Calculations	Calculation	NA	Vendor	GEN-2	Approval	Calculation	7/29/2013
6007-PLN-LEF-12-61-0100	Piping Rack sections layout	Drawing	2	Vendor	GEN-2	Approval	Drawing	7/29/2013
6007-PLN-LEF-12-61-0200	Piping sections of piping	Drawing	2	Vendor	GEN-2	Approval	Drawing	7/29/2013
6007-PLN-LEF-12-61-0201	Piping sections of piping	Drawing	2	Vendor	GEN-2	Approval	Drawing	7/29/2013
6007-PLN-LEF-12-61-0202	Piping sections of piping	Drawing	2	Vendor	GEN-2	Approval	Drawing	7/29/2013
6007-PLN-LEF-12-61-0203	Piping sections of piping	Drawing	2	Vendor	GEN-2	Approval	Drawing	7/29/2013
6007-PLN-LEF-12-61-0204	Piping sections of piping	Drawing	2	Vendor	GEN-2	Approval	Drawing	7/29/2013
6007-PLN-LEF-12-61-0205	Piping sections of piping	Drawing	2	Vendor	GEN-2	Approval	Drawing	7/29/2013
6007-PLN-LEF-12-61-0206	Piping sections of piping	Drawing	3	Vendor	GEN-2	Approval	Drawing	7/29/2013
6007-PLN-LEF-12-61-0207	Piping sections of piping	Drawing	1	Vendor	GEN-2	Approval	Drawing	7/29/2013
6007-PLN-LEF-12-61-0208	Piping sections of piping	Drawing	0	Vendor	GEN-2	Approval	Drawing	7/29/2013
6007-PLN-LEF-12-67-0011	Pipe supports detail drawings	Drawing	1	Vendor	GEN-2	Approval	Drawing	7/29/2013
6007-PLN-LEF-12-67-0013	Pipe supports detail drawings	Drawing	2	Vendor	GEN-2	Approval	Drawing	7/29/2013
6007-PLN-LEF-12-67-0014	Pipe supports detail drawings	Drawing	1	Vendor	GEN-2	Approval	Drawing	7/29/2013
6007-PLN-LEF-12-67-0015	Pipe supports detail drawings	Drawing	2	Vendor	GEN-2	Approval	Drawing	7/29/2013
6007-PLN-LEF-12-67-0016	Pipe supports detail drawings	Drawing	1	Vendor	GEN-2	Approval	Drawing	7/29/2013
6007-PLN-LEF-12-67-0017	Pipe supports detail drawings	Drawing	1	Vendor	GEN-2	Approval	Drawing	7/29/2013
6007-PLN-LEF-12-67-0018	Pipe supports detail drawings	Drawing	1	Vendor	GEN-2	Approval	Drawing	7/29/2013
6007-PLN-LEF-12-67-0019	Pipe supports detail drawings	Drawing	2	Vendor	GEN-2	Approval	Drawing	7/29/2013
6007-PLN-LEF-12-67-0020	Pipe supports detail drawings	Drawing	2	Vendor	GEN-2	Approval	Drawing	7/29/2013
6007-PLN-LEF-12-67-0021	Pipe supports detail drawings	Drawing	2	Vendor	GEN-2	Approval	Drawing	7/29/2013
6007-PLN-LEF-12-67-0022	Pipe supports detail drawings	Drawing	2	Vendor	GEN-2	Approval	Drawing	7/29/2013
6007-PLN-LEF-12-67-0023	Situation plant of supports in rack structure	Drawing	0	Vendor	GEN-2	Approval	Drawing	7/29/2013
6007-PLN-LEF-12-67-0025	Situation plant of supports in rack structure	Drawing	0	Vendor	GEN-2	Approval	Drawing	7/29/2013
6007-ESP-ATP-00-60-G100	Specification for Project Design Criteria	Spec	3	Vendor	GEN-2	Approval	Spec	7/31/2013
6007-ESP-ATP-00-60-G101	Velocity Criteria	Spec	0	Vendor	GEN-2	Approval	Spec	7/31/2013
6007-ESP-ATP-00-60-G121	Engineering Standards and Practices Specification for Shipping Preparation	Spec	2	Vendor	GEN-2	Approval	Spec	7/31/2013
6007-ESP-ATP-00-60-G130	Specification for Required Allowable Nozzle Loads for Vendor Supplied Equipment	Spec	1	Vendor	GEN-2	Approval	Spec	7/31/2013
6007-ESP-ATP-00-60-I100	Engineering Standards and Practices Specification for Mineral Fiber Insulation	Spec	1	Vendor	GEN-2	Approval	Spec	7/31/2013
6007-ESP-ATP-00-60-I150	Engineering Standards and Practices Specificaiton for Aluminum Jacket Protective Cover for Insulation	Spec	1	Vendor	GEN-2	Approval	Spec	7/31/2013
6007-ESP-ATP-00-60-I152	Engineering Standards and Practices Specificaiton for removable/Resuable Jacketing for Insulation	Spec	1	Vendor	GEN-2	Approval	Spec	7/31/2013
6007-ESP-ATP-00-60-I153	Engineering Standards and Practices Specificaiton for Installation of Insulation and Jacketing on Piping	Spec	1	Vendor	GEN-2	Approval	Spec	7/31/2013
6007-ESP-ATP-00-60-I180	Engineering Standards and Practices Specificaiton for Miscellaneous Insulation Material	Spec	1	Vendor	GEN-2	Approval	Spec	7/31/2013
6007-ESP-ATP-00-60-N101	Engineering Spec. and Practices for Two Coat System for Low Temp. Non-Primed Carbon Steel	Spec	1	Vendor	GEN-2	Approval	Spec	7/31/2013
6007-ESP-ATP-00-60-N102	Engineering Standards and Practices Spec. for Two Coat System High Temp. Non-primed Carbon Steel	Spec	1	Vendor	GEN-2	Approval	Spec	7/31/2013
6007-ESP-ATP-00-60-N104	Specification for Two Coat System for Building Exterior	Spec	0	Vendor	GEN-2	Approval	Spec	7/31/2013
6007-ESP-ATP-00-60-N105	Specification for Hot Dip Galvanizing	Spec	1	Vendor	GEN-2	Approval	Spec	7/31/2013
6007-ESP-ATP-00-60-N106	Specification for Touch-up for Galvanizing	Spec	1	Vendor	GEN-2	Approval	Spec	7/31/2013
6007-ESP-ATP-00-60-N180	Engineering Standards and Practices Specifications for Shop Applied Paint	Spec	4	Vendor	GEN-2	Approval	Spec	7/31/2013
6007-ESP-ATP-00-60-N185	Engineering Standards and Practices Spec. for Field Applied Paint	Spec	1	Vendor	GEN-2	Approval	Spec	7/31/2013
6007-ESP-ATP-00-60-N190	Engineering Standards and Practices Specification for Tank Lining	Spec	1	Vendor	GEN-2	Approval	Spec	7/31/2013
6007-PLN-FWE-21-11-0101C	Flow Diagram	Drawing	1	Vendor	GEN-2	Approval	Drawing	8/2/2013
6007-PLN-FWE-21-71-P301C	Preheater P.&I. Diagram	Drawing	1	Vendor	GEN-2	Approval	Drawing	8/2/2013
6007-PLN-FWE-21-71-P302C	Evaporators P.&I. Diagram	Drawing	1	Vendor	GEN-2	Approval	Drawing	8/2/2013
6007-PLN-FWE-21-71-P303C	Superheater P.&I. Diagram	Drawing	NA	Vendor	GEN-2	Approval	Drawing	8/2/2013
10.1 Application for AMMC	10-App for Alternate Materials or Methods of Construction_rev01	letter	NA	Vendor	GEN-2	Approval	letter	8/2/2013
19960 Report 2013-1-30	Fluid Heat Transfer System Consulting	letter	NA	Vendor	GEN-2	Approval	letter	8/2/2013
ASME B31.1-2007	ASME B31 .1 Fig 100 1 2 A B scope	letter	1	Vendor	GEN-2	Approval	letter	8/2/2013
6007-PLN-FWE-21-11-0101C-ASME Jurisdictional Limits	ASME Jurisdictional Limits	Drawing	NA	Vendor	GEN-2	Approval	Drawing	8/2/2013
BV Comment Letter - MECH-1-19.08-PC1 - Abengoa	BV Comment Letter - MECH-1-19.08-PC1 - Abengoa	letter		Vendor	GEN-2	Approval	letter	8/2/2013
6007-PLN-FWE-21-52-0002	Structural Base Loads	Drawing	4	Vendor	GEN-2	Approval	Drawing	8/6/2013

6007-PLN-FWE-21-52-0003	Base Loads Table: Main & Auxiliary Platforms	Drawing	3	Vendor	GEN-2	Approval	Drawing	8/6/2013
6007-PLN-FWE-21-54-0301	Main Structure Perspectives	Drawing	1	Vendor	GEN-2	Approval	Drawing	8/6/2013
6007-PLN-FWE-21-54-0305	Auxiliary Structure Platforms	Drawing	5	Vendor	GEN-2	Approval	Drawing	8/6/2013
6007-PLN-FWE-21-54-0306	MAIN STRUCTURE - P. V. - LEVELS +17' 11 3/4" +39' 6 3/4" & +50' 7 3/4"	Drawing	5	Vendor	GEN-2	Approval	Drawing	8/6/2013
6007-PLN-FWE-21-54-0308	SILENCER STRUCTURE ON PLATFORM 2A / B & PLATFORM 3	Drawing	1	Vendor	GEN-2	Approval	Drawing	8/6/2013
6007-PLN-FWE-21-54-0351	MAIN STRUCTURE - DETAILS SERIAL A & B	Drawing	3	Vendor	GEN-2	Approval	Drawing	8/6/2013
6007-CAL-FWE-21-52-0022	Structural Engineering Design Report- Addendum for Revised Evaporator Equipment	Calculation	0	Vendor	GEN-2	Approval	Calculation	8/6/2013
6007-inf-AGE-68-60-2001	Stress Analysis Report-SF-East Inlet **Alpha (Main Header)**	Analysis	4	Vendor	GEN-2	Approval	Analysis	8/7/2013
6007-inf-AGE-68-60-2002	Stress Analysis Report-SF-East Return **Alpha (Main Header)**	Analysis	4	Vendor	GEN-2	Approval	Analysis	8/7/2013
6007-inf-AGE-68-60-2003	Stress Analysis Report-SF-West Inlet **Alpha (Main Header)**	Analysis	3	Vendor	GEN-2	Approval	Analysis	8/7/2013
6007-inf-AGE-68-60-2004	Stress Analysis Report-SF-West Return **Alpha (Main Header)**	Analysis	3	Vendor	GEN-2	Approval	Analysis	8/7/2013
6007-inf-AGE-68-60-2005	Stress Analysis Report-SF-NEast Inlet **Alpha (Main Header)**	Analysis	5	Vendor	GEN-2	Approval	Analysis	8/7/2013
6007-inf-AGE-68-60-2006	Stress Analysis Report-SF-NEast Return **Alpha (Main Header)**	Analysis	5	Vendor	GEN-2	Approval	Analysis	8/7/2013
6007-inf-AGE-68-60-2007	Stress Analysis Report-SF-NWest Inlet **Alpha (Main Header)**	Analysis	5	Vendor	GEN-2	Approval	Analysis	8/7/2013
6007-inf-AGE-68-60-2008	Stress Analysis Report-SF-NWest **Return Alpha (Main Header)**	Analysis	4	Vendor	GEN-2	Approval	Analysis	8/7/2013
6007-inf-AGE-68-60-6001	Stress Analysis Report Header HTF- **Beta . East SF Inlet**	Analysis	5	Vendor	GEN-2	Approval	Analysis	8/7/2013
6007-inf-AGE-68-60-6002	Stress Analysis Report Header HTF- **Beta . East SF Return**	Analysis	4	Vendor	GEN-2	Approval	Analysis	8/7/2013
6007-inf-AGE-68-60-6003	Stress Analysis Report Header HTF- **Beta . West SF Inlet**	Analysis	5	Vendor	GEN-2	Approval	Analysis	8/7/2013
6007-inf-AGE-68-60-6004	Stress Analysis Report Header HTF- **Beta . West SF Return**	Analysis	3	Vendor	GEN-2	Approval	Analysis	8/7/2013
6007-inf-AGE-68-60-6005	Stress Analysis Report Header HTF- **Beta . North SF Inlet**	Analysis	4	Vendor	GEN-2	Approval	Analysis	8/7/2013
6007-inf-AGE-68-60-6006	Stress Analysis Report Header HTF- **Beta . North SF Return**	Analysis	4	Vendor	GEN-2	Approval	Analysis	8/7/2013
6007-inf-AGE-68-60-6007	Stress Analysis Report Header HTF- **Beta . South SF Inlet**	Analysis	5	Vendor	GEN-2	Approval	Analysis	8/7/2013
6007-inf-AGE-68-60-6008	Stress Analysis Report Header HTF- **Beta . South SF Return**	Analysis	5	Vendor	GEN-2	Approval	Analysis	8/7/2013
6007-INF-AGE-57-60-2500	Stress Analysis Report - Solar Field- **Alpha Plant (Loop connections)**	Analysis	1	Vendor	GEN-2	Approval	Analysis	8/7/2013
6007-INF-AGE-68-60-2700	Stress Analysis Report - SF .. **North (Relieve Security Valve + Control Valve)**	Analysis	3	Vendor	GEN-2	Approval	Analysis	8/7/2013
6007-INF-AGE-68-60-2701	Stress Analysis Report .. **SF - East (Relieve Security Valve + Control Valve)**	Analysis	3	Vendor	GEN-2	Approval	Analysis	8/7/2013
6007-INF-AGE-68-60-2703	Stress Analysis Report - SF .. **West (Relieve Security Valve + Control Valve)**	Analysis	3	Vendor	GEN-2	Approval	Analysis	8/7/2013
6007-INF-AGE-57-60-6500	Stress Analysis Report - Solar Field-Beta **Plant (Loop connections)**	Analysis	1	Vendor	GEN-2	Approval	Analysis	8/7/2013
6007-INF-AGE-68-60-6700	Stress Analysis Report - SF .. **North (Relieve Security Valve + Control Valve)**	Analysis	3	Vendor	GEN-2	Approval	Analysis	8/7/2013
6007-INF-AGE-68-60-6701	Stress Analysis Report .. **SF - East (Relieve Security Valve + Control Valve)**	Analysis	3	Vendor	GEN-2	Approval	Analysis	8/7/2013
6007-INF-AGE-68-60-6702	Stress Analysis Report .. **SF . South (Relieve Security Valve + Control Valve)**	Analysis	3	Vendor	GEN-2	Approval	Analysis	8/7/2013
6007-INF-AGE-68-60-6703	Stress Analysis Report - SF .. **West (Relieve Security Valve + Control Valve)**	Analysis	3	Vendor	GEN-2	Approval	Analysis	8/7/2013
6007-PLN-AGE-00-70-N002C	NOMENCLATURE SHEET 2	Drawing	5	Vendor	GEN-2	Approval	Drawing	8/13/2013
6007-PLN-AGE-00-70-N003C	NOMENCLATURE SHEET 3	Drawing	6	Vendor	GEN-2	Approval	Drawing	8/13/2013
6007-PLN-AGE-57-71-P102A	SOLAR FIELD PIPING LOOPS - ALPHA PLANT PIPING & INSTRUMENT DIAGRAIM	Drawing	11	Vendor	GEN-2	Approval	Drawing	8/13/2013
6007-PLN-AGE-57-71-P102B	SOLAR FIELD PIPING LOOPS - BETA PLANT PIPING & INSTRUMENT DIAGRAM	Drawing	11	Vendor	GEN-2	Approval	Drawing	8/13/2013
6007-PLN-AGE-57-71-P104C	SOLAR FIELD COLLECTOR DETAIL - 8 COLLECTOR LOOP PIPING & INSTRUMENT DIAGRAM	Drawing	13	Vendor	GEN-2	Approval	Drawing	8/13/2013
6007-PLN-AGE-57-71-P105B	SOLAR FIELD COLLECTOR DETAIL - FOUR COLLECTOR LOOP PIPING & INSTRUMENT DIAGRAM	Drawing	8	Vendor	GEN-2	Approval	Drawing	8/13/2013
6007-PLN-AGE-57-71-P106B	SOLAR FIELD COLLECTOR DETAIL - SOUTH EAST FIELD LOOP 093-096 PIPING & INSTRUMENT DIAGRAM	Drawing	6	Vendor	GEN-2	Approval	Drawing	8/13/2013
6007-PLN-AGE-58-71-P200A	HEAT TRANSFER FLUID SYSTEM CENTRAL PLANT HTF DISTRIBUTION - ALPHA PIPING & INSTRUMENT DIAGRAM	Drawing	12	Vendor	GEN-2	Approval	Drawing	8/13/2013
6007-PLN-AGE-58-71-P200B	HEAT TRANSFER FLUID SYSTEM CENTRAL PLANT HTF DISTRIBUTION - BETA PIPING & INSTRUMENT DIAGRAM	Drawing	12	Vendor	GEN-2	Approval	Drawing	8/13/2013
6007-PLN-AGE-58-71-P202A	HEAT TRANSFER FLUID SYSTEM CIRCULATION PUMPS- ALPHA PLANT PIPING & INSTRUMENT DIAGRAM	Drawing	11	Vendor	GEN-2	Approval	Drawing	8/13/2013
6007-PLN-AGE-58-71-P202B	HEAT TRANSFER FLUID SYSTEM CIRCULATION PUMPS- BETA PLANT PIPING & INSTRUMENT DIAGRAM	Drawing	12	Vendor	GEN-2	Approval	Drawing	8/13/2013
6007-PLN-AGE-58-71-P204C	HEAT TRANSFER FLUID SYSTEM EXPANSION SYSTEM PIPING & INSTRUMENT DIAGRAM	Drawing	12	Vendor	GEN-2	Approval	Drawing	8/13/2013
6007-PLN-AGE-58-71-P206C	HEAT TRANSFER FLUID SYSTEM OVERFLOW SYSTEM PIPING & INSTRMENT DIAGRAM	Drawing	12	Vendor	GEN-2	Approval	Drawing	8/13/2013
6007-PLN-AGE-58-71-P208C	HEAT TRANSFER FLUID SYSTEM ULLAGE VENT SYSTEM PIPING & INSTRUMENT DIAGRAM	Drawing	12	Vendor	GEN-2	Approval	Drawing	8/13/2013
6007-PLN-AGE-58-71-P209C	AUXILARY TANKS PIPING & INSTRUMENT DIAGRAM	Drawing	6	Vendor	GEN-2	Approval	Drawing	8/13/2013
6007-PLN-AGE-58-71-P211C	HEAT TRANSFER FLUID SYSTEM HIGH POINT VENTS - TO EXPANSION VESSELS PIPING & INSTRUMENT DIAGRAM	Drawing	5	Vendor	GEN-2	Approval	Drawing	8/13/2013
6007-PLN-AGE-58-71-P212C_SHT1	HEAT TRANSFER FLUID SYSTEM HIGH POINT VENTS - TO OVERFLOW TANKS PIPING & INSTRUMENT DIAGRAM	Drawing	5	Vendor	GEN-2	Approval	Drawing	8/13/2013
6007-PLN-AGE-58-71-P212C_SHT2	HEAT TRANSFER FLUID SYSTEM HIGH POINT VENTS - TO OVERFLOW TANKS PIPING & INSTRUMENT DIAGRAM	Drawing	5	Vendor	GEN-2	Approval	Drawing	8/13/2013
6007-PLN-AGE-68-61-2R01-1	Pipe Layout Drawing Plan & Elevation Rack1	Drawing	Rev0	Vendor	GEN-2	Approval	Drawing	8/16/2013
6007-PLN-AGE-68-61-2R01-2	Pipe Layout Drawing Plan & Elevation Rack1	Drawing	Rev0	Vendor	GEN-2	Approval	Drawing	8/16/2013
6007-PLN-AGE-68-61-2R01-3	Pipe Layout Drawing Plan & Elevation Rack1	Drawing	Rev0	Vendor	GEN-2	Approval	Drawing	8/16/2013
6007-PLN-AGE-68-61-2R01-4	Pipe Layout Drawing Plan & Elevation Rack1	Drawing	Rev0	Vendor	GEN-2	Approval	Drawing	8/16/2013
6007-PLN-AGE-68-61-2R01-5	Pipe Layout Drawing Plan & Elevation Rack1	Drawing	Rev0	Vendor	GEN-2	Approval	Drawing	8/16/2013
6007-PLN-AGE-68-61-2R01-6	Pipe Layout Drawing Plan & Elevation Rack1	Drawing	Rev0	Vendor	GEN-2	Approval	Drawing	8/16/2013
6007-PLN-AGE-68-61-6R01-1	Pipe Layout Drawing Plan & Elevation Rack1-Beta Plant	Drawing	Rev0	Vendor	GEN-2	Approval	Drawing	8/16/2013
6007-PLN-AGE-68-61-6R01-2	Pipe Layout Drawing Plan & Elevation Rack1-Beta Plant	Drawing	Rev0	Vendor	GEN-2	Approval	Drawing	8/16/2013
6007-PLN-AGE-68-61-6R01-3	Pipe Layout Drawing Plan & Elevation Rack1-Beta Plant	Drawing	Rev0	Vendor	GEN-2	Approval	Drawing	8/16/2013
6007-PLN-AGE-68-61-6R01-4	Pipe Layout Drawing Plan & Elevation Rack1-Beta Plant	Drawing	Rev0	Vendor	GEN-2	Approval	Drawing	8/16/2013
6007-PLN-AGE-68-61-6R01-5	Pipe Layout Drawing Plan & Elevation Rack1-Beta Plant	Drawing	Rev0	Vendor	GEN-2	Approval	Drawing	8/16/2013
6007-PLN-AGE-68-61-6R01-6	Pipe Layout Drawing Plan & Elevation Rack1-Beta Plant	Drawing	Rev0	Vendor	GEN-2	Approval	Drawing	8/16/2013
6007-INF-AGE-68-60-2R01	Stress Analysis Report - Rack 1 - Alpha	Analysis	Rev2	Vendor	GEN-2	Approval	Analysis	8/16/2013
6007-INF-AGE-68-60-6R01	Stress Analysis Report - Rack 1 - Beta	Analysis	Rev2	Vendor	GEN-2	Approval	Analysis	8/16/2013
6007-PLN-AGE-67-61-2R01-sh.1	Pipe Layout Drawing - Plan & Elevation Rack3	Drawing	Rev1	Vendor	GEN-2	Approval	Drawing	8/16/2013
6007-PLN-AGE-67-61-2R01-sh.2	Pipe Layout Drawing - Plan & Elevation Rack3	Drawing	Rev1	Vendor	GEN-2	Approval	Drawing	8/16/2013
6007-PLN-AGE-67-61-2R01-sh.3	Pipe Layout Drawing - Plan & Elevation Rack3	Drawing	Rev1	Vendor	GEN-2	Approval	Drawing	8/16/2013
6007-PLN-AGE-67-61-2R01 -sh.4	Pipe Layout Drawing - Plan & Elevation Rack3	Drawing	Rev1	Vendor	GEN-2	Approval	Drawing	8/16/2013
6007-PLN-AGE-67-61-2R01-sh.5	Pipe Layout Drawing - Plan & Elevation Rack3	Drawing	Rev1	Vendor	GEN-2	Approval	Drawing	8/16/2013
6007-PLN-AGE-67-61-6R01-sh.1	Pipe Layout Drawing - Plan & Elevation Rack3	Drawing	Rev1	Vendor	GEN-2	Approval	Drawing	8/16/2013
6007-PLN-AGE-67-61-6R01-sh.2	Pipe Layout Drawing - Plan & Elevation Rack3	Drawing	Rev1	Vendor	GEN-2	Approval	Drawing	8/16/2013
6007-PLN-AGE-67-61-6R01-sh.3	Pipe Layout Drawing - Plan & Elevation Rack3	Drawing	Rev1	Vendor	GEN-2	Approval	Drawing	8/16/2013
6007-PLN-AGE-67-61-6R01 -sh.4	Pipe Layout Drawing - Plan & Elevation Rack3	Drawing	Rev1	Vendor	GEN-2	Approval	Drawing	8/16/2013
6007-PLN-AGE-67-61-6R01-sh.5	Pipe Layout Drawing - Plan & Elevation Rack3	Drawing	Rev1	Vendor	GEN-2	Approval	Drawing	8/16/2013
6007-PLN-SFP-15-81-H001-R1	Alpha and Beta Site Fire Protection Hanger Details	Drawing	1	Vendor	GEN-2	Approval	Drawing	8/22/2013
6007-PLN-SFP-15-81-G005	Beta Site Fire Protection Alpha Site Hydraulic Node Plan	Drawing	0	Vendor	GEN-2	Approval	Drawing	8/22/2013
6007-PLN-SFP-15-81-D002	Alpha & Beta Site Fire Protection Above Ground Details	Drawing	0	Vendor	GEN-2	Approval	Drawing	8/22/2013
6007-PLN-SFP-15-81-F010	Alpha Site-Fire Protection Vessel Plan	Drawing	0	Vendor	GEN-2	Approval	Drawing	8/22/2013
6007-PLN-SFP-15-81-F011	Alpha Site-Fire Protection Vessel Plan	Drawing	0	Vendor	GEN-2	Approval	Drawing	8/22/2013
6007-PLN-SFP-15-81-F012	Alpha Site Fire Protection Vessel Isometric View	Drawing	0	Vendor	GEN-2	Approval	Drawing	8/22/2013
6007-PLN-SFP-15-81-F110	Beta Site Fire Protection Vessel Plan	Drawing	0	Vendor	GEN-2	Approval	Drawing	8/22/2013
6007-PLN-SFP-15-81-F111	Beta Site Fire Protection Vessel Stretch Plan	Drawing	0	Vendor	GEN-2	Approval	Drawing	8/22/2013
6007-PLN-SFP-15-81-F112	Beta Site Fire Protection Vessel Isometric View	Drawing	0	Vendor	GEN-2	Approval	Drawing	8/22/2013
6007-CAL-SFP-15-81-H102	Hydraulic Calculations	Calculation	0	Vendor	GEN-2	Approval	Calculation	8/22/2013
6007-CAL-SFP-15-81-H002	Hydraulic Calculations	Calculation	0	Vendor	GEN-2	Approval	Calculation	8/22/2013
6007-HDD-SFP-15-81-0002	Tyco Nozzle data sheet	Data Sheeet	0	Vendor	GEN-2	Approval	Data Sheeet	8/22/2013
6007-CAL-SFP-15-81-5002 (A)	Tol-Brace Seismic Calculations	Calculation	N/A	Vendor	GEN-2	Approval	Calculation	8/22/2013
6007-CAL-SFP-15-81-5002 (B)	Tol-Brace Seismic Calculations	Calculation	N/A	Vendor	GEN-2	Approval	Calculation	8/22/2013
6007-CAL-SFP-15-81-5002 (C)	Tol-Brace Seismic Calculations	Calculation	N/A	Vendor	GEN-2	Approval	Calculation	8/22/2013
6007-CAL-SFP-15-81-5002 (D)	Tol-Brace Seismic Calculations	Calculation	N/A	Vendor	GEN-2	Approval	Calculation	8/22/2013
6007-CAL-SFP-15-81-5002 (E)	Tol-Brace Seismic Calculations	Calculation	N/A	Vendor	GEN-2	Approval	Calculation	8/22/2013
6007-CAL-SFP-15-81-5002 (F)	Tol-Brace Seismic Calculations	Calculation	N/A	Vendor	GEN-2	Approval	Calculation	8/22/2013
6007-CAL-SFP-15-81-5002 (G)	Tol-Brace Seismic Calculations	Calculation	N/A	Vendor	GEN-2	Approval	Calculation	8/22/2013
6007-PLN-ARB-12-52-0001	Mojave Solar Project, Alpha & Beta Plant Water Treatment Building Column Location Plan	Drawing	1	Vendor	GEN-2	Approval	Drawing	8/23/2013
6007-PLN-ARB-12-52-0002	Mojave Solar Project, Alpha & Beta Plant Water Treatment Building Lean-to Column Location Plan	Drawing	1	Vendor	GEN-2	Approval	Drawing	8/23/2013
6007-PLN-ARB-12-52-0003	Mojave Solar Project, Alpha & Beta Plant Water Treatment Building Column Base Plate Location Plan	Drawing	1	Vendor	GEN-2	Approval	Drawing	8/23/2013
6007-PLN-ARB-12-52-0004	Mojave Solar Project, Alpha & Beta Plant Water Treatment Building Column Base Plate Details & Section	Drawing	1	Vendor	GEN-2	Approval	Drawing	8/23/2013
6007-PLN-ARB-12-52-0005	Mojave Solar Project, Alpha & Beta Plant Water Treatment Building Col. React & Nts for line B,C,D,E,F,G, & Brac	Drawing	1	Vendor	GEN-2	Approval	Drawing	8/23/2013
6007-PLN-ARB-12-52-0006	Mojave Solar Project, Alpha & Beta Plant Water Treatment Building Col. Reactions & Nts for line A & G Endwall	Drawing	1	Vendor	GEN-2	Approval	Drawing	8/23/2013
6007-PLN-ARB-12-52-0007	Mojave Solar Project, Alpha & Beta Plant Water Treatment Building Lean-to Column React. & Nts for line B,C,D	Drawing	1	Vendor	GEN-2	Approval	Drawing	8/23/2013
6007-PLN-ARB-12-52-0008	Mojave Solar Project, Alpha & Beta Plant Water Treatment Building Lean-to Column React. & Nts for line F.4 &	Drawing	1	Vendor	GEN-2	Approval	Drawing	8/23/2013
6007-PLN-ARB-12-54-0001	Mojave Solar Project, Alpha & Beta Plant Water Treatment Building Structural Design & Mat'l Specifications	Drawing	1	Vendor	GEN-2	Approval	Drawing	8/23/2013
6007-PLN-ARB-12-54-0002	Mojave Solar Project, Alpha & Beta Plant Water Treatment Building Wind Load & Notes	Drawing	1	Vendor	GEN-2	Approval	Drawing	8/23/2013
6007-PLN-ARB-12-54-0003	Mojave Solar Project, Alpha & Beta Plant Water Treatment Building Roof Framing Plan & Wall F.O. Description	Drawing	1	Vendor	GEN-2	Approval	Drawing	8/23/2013
6007-PLN-ARB-12-54-0004	Mojave Solar Project, Alpha & Beta Plant Water Treatment Building Lean-to Framing Plan	Drawing	1	Vendor	GEN-2	Approval	Drawing	8/23/2013
6007-PLN-ARB-12-54-0005	Mojave Solar Project, Alpha & Beta Plant Water Treatment Building Roof Sheeting Plan	Drawing	1	Vendor	GEN-2	Approval	Drawing	8/23/2013
6007-PLN-ARB-12-54-0006	Mojave Solar Project, Alpha & Beta Plant Water Treatment Building Lean-to Roof Sheeting Plan	Drawing	1	Vendor	GEN-2	Approval	Drawing	8/23/2013
6007-PLN-ARB-12-54-0007	Mojave Solar Project, Alpha & Beta Plant Water Treatment Building Line 12 Elevations & Portal Detail	Drawing	1	Vendor	GEN-2	Approval	Drawing	8/23/2013
6007-PLN-ARB-12-54-0008	Mojave Solar Project, Alpha & Beta Plant Water Treatment Building Line 2 Elevations & Lean to Rafter Support	Drawing	1	Vendor	GEN-2	Approval	Drawing	8/23/2013
6007-PLN-ARB-12-54-0009	Mojave Solar Project, Alpha & Beta Plant Water Treatment Building Line 1 Strucutral & Sheeting Elevations	Drawing	1	Vendor	GEN-2	Approval	Drawing	8/23/2013
6007-PLN-ARB-12-54-0010	Mojave Solar Project, Alpha & Beta Plant Water Treatment Building Line A Strucutral & Sheeting Elevations	Drawing	1	Vendor	GEN-2	Approval	Drawing	8/23/2013
6007-PLN-ARB-12-54-0011	Mojave Solar Project, Alpha & Beta Plant Water Treatment Building Line G Strucutral & Sheeting Elevations	Drawing	1	Vendor	GEN-2	Approval	Drawing	8/23/2013
6007-PLN-ARB-12-54-0012	Mojave Solar Project, Alpha & Beta Plant Water Treatment Building Line B & F.4 Strucutral & Sheeting Elevations	Drawing	1	Vendor	GEN-2	Approval	Drawing	8/23/2013
6007-PLN-ARB-12-54-0013	Mojave Solar Project, Alpha & Beta Plant Water Treatment Building Line D Strucutral & Sheeting Elevations	Drawing	1	Vendor	GEN-2	Approval	Drawing	8/23/2013
6007-PLN-ARB-12-54-0014	Mojave Solar Project, Alpha & Beta Plant Water Treatment Building Line 2 & 12 Int. Wall Liner Elev. & Details	Drawing	1	Vendor	GEN-2	Approval	Drawing	8/23/2013
6007-PLN-ARB-12-54-0015	Mojave Solar Project, Alpha & Beta Plant Water Treatment Building Line A & G Int. Wall Liner Elev. & Details	Drawing	1	Vendor	GEN-2	Approval	Drawing	8/23/2013
6007-PLN-ARB-12-54-0016	Mojave Solar Project, Alpha & Beta Plant Water Treatment Building Line B,C, & D Rigid Frame Elevation	Drawing	1	Vendor	GEN-2	Approval	Drawing	8/23/2013
6007-PLN-ARB-12-54-0017	Mojave Solar Project, Alpha & Beta Plant Water Treatment Building Line E,F, & G Rigid Frame Elevation	Drawing	1	Vendor	GEN-2	Approval	Drawing	8/23/2013
6007-PLN-ARB-12-54-0018	Mojave Solar Project, Alpha & Beta Plant Water Treatment Building Line G Rigid Frame Elevation	Drawing	1	Vendor	GEN-2	Approval	Drawing	8/23/2013
6007-PLN-ARB-12-54-0019	Mojave Solar Project, Alpha & Beta Plant Water Treatment Building Line E.2 Rigid Frame Elevation	Drawing	1	Vendor	GEN-2	Approval	Drawing	8/23/2013
6007-PLN-ARB-12-54-0020	Mojave Solar Project, Alpha & Beta Plant Water Treatment Building Line F.4 Rigid Frame Elevation	Drawing	1	Vendor	GEN-2	Approval	Drawing	8/23/2013
6007-PLN-ARB-12-54-0021	Mojave Solar Project, Alpha & Beta Plant Water Treatment Building Structural & Sheeting Details	Drawing	1	Vendor	GEN-2	Approval	Drawing	8/23/2013
6007-PLN-ARB-12-54-0022	Mojave Solar Project, Alpha & Beta Plant Water Treatment Building Structural & Sheeting Details	Drawing	1	Vendor	GEN-2	Approval	Drawing	8/23/2013
6007-PLN-ARB-12-54-0023	Mojave Solar Project, Alpha & Beta Plant Water Treatment Building Structural & Sheeting Details	Drawing	1	Vendor	GEN-2	Approval	Drawing	8/23/2013
6007-PLN-ARB-12-54-0024	Mojave Solar Project, Alpha & Beta Plant Water Treatment Building Standing Seam Roof Sheeting Details	Drawing	1	Vendor	GEN-2	Approval	Drawing	8/23/2013
6007-PLN-ARB-12-54-0025	Mojave Solar Project, Alpha & Beta Plant Water Treatment Building Standing Seam Roof Struc. Brc. Details	Drawing	1	Vendor	GEN-2	Approval	Drawing	8/23/2013
6007-PLN-ARB-12-54-0026	Mojave Solar Project, Alpha & Beta Plant Water Treatment Building Steal Fabrication Structural Weld. Details	Drawing	1	Vendor	GEN-2	Approval	Drawing	8/23/2013
6007-PLN-ARB-12-54-0027	Mojave Solar Project, Alpha & Beta Plant Water Treatment Building Steal Fabrication Struct. Welding procedure	Drawing	1	Vendor	GEN-2	Approval	Drawing	8/23/2013
44539-CalcRev1	Calculations for Abener Teyma Mojave Solar Plant - Water Treatment Building	Calculation	1	Vendor	GEN-2	Approval	Calculation	8/23/2013
6007-PLN-AGE-58-32-2202	Alpha Plant Cable Tray System In Overflow-Ullage Detailed Plan	Drawing	1	Vendor	GEN-2	Approval	Drawing	8/29/2013
6007-PLN-AGE-58-32-6202	Beta Plant Cable Tray System In Overflow-Ullage Detailed Plan	Drawing	1	Vendor	GEN-2	Approval	Drawing	8/29/2013
6007-PLN-PWE-21-32-0000	Main Cable Tray Routing 1 Zone Boiler Units (Instrumentation)	Drawing	B	Vendor	GEN-2	Approval	Drawing	8/29/2013
6007-PLN-PWE-21-32-0001	Main Cable Tray Routing 1 (Isometric) Zone Boiler Units (Instrumentation)	Drawing	C	Vendor	GEN-2	Approval	Drawing	8/29/2013
6007-PLN-PWE-21-32-0002	Main Cable Tray Routing 2 Zone Reheaters (Instrumentation)	Drawing	A	Vendor	GEN-2	Approval	Drawing	8/29/2013
6007-PLN-PWE-21-32-0003	Main Cable Tray Routing 2 (Isometric) Zone Reheaters (Instrumentation)	Drawing	B	Vendor	GEN-2	Approval	Drawing	8/29/2013
6007-PLN-AGE-67-32-2000	Alpha & Beta Plant I&C Cable Trays, Utilites Cover	Drawing	1	Vendor	GEN-2	Approval	Drawing	8/29/2013
6007-PLN-AGE-67-32-2001	Alpha & Beta Plant I&C Cable Trays, Utilites General	Drawing	1	Vendor	GEN-2	Approval	Drawing	8/29/2013
6007-PLN-AGE-67-32-2002	Alpha & Beta Plant I&C Cable Trays, Utilites Water Treatment & Water Tanks	Drawing	1	Vendor	GEN-2	Approval	Drawing	8/29/2013
6007-PLN-AGE-67-32-2003	Alpha & Beta Plant I&C Cable Trays, Utilites Cooling Towers	Drawing	1	Vendor	GEN-2	Approval	Drawing	8/29/2013
6007-PLN-AGE-67-32-2004	Alpha & Beta Plant I&C Cable Trays, Utilites Cooling Towers	Drawing	1	Vendor	GEN-2	Approval	Drawing	8/29/2013
6007-PLN-AGE-67-32-2005	Alpha & Beta Plant I&C Cable Trays, Utilites Sections WT	Drawing	1	Vendor	GEN-2	Approval	Drawing	8/29/2013
6007-PLN-AGE-67-32-2006	Alpha & Beta Plant I&C Cable Trays, Utilites Sections CT	Drawing	1	Vendor	GEN-2	Approval	Drawing	8/29/2013
6007-PLN-AGE-25-32-2000	Alpha & Bet Plant I&C Cable Trays, Power Block Cover	Drawing	1	Vendor	GEN-2	Approval	Drawing	8/29/2013
6007-PLN-AGE-25-32-2001	Alpha & Bet Plant I&C Cable Trays, Power Block General	Drawing	1	Vendor	GEN-2	Approval	Drawing	8/29/2013
6007-PLN-AGE-25-32-2002	Alpha & Bet Plant I&C Cable Trays, Power Block Turbine	Drawing	1	Vendor	GEN-2	Approval	Drawing	8/29/2013
6007-PLN-AGE-25-32-2003	Alpha & Bet Plant I&C Cable Trays, Power Block GE Cable Turbine	Drawing	1	Vendor	GEN-2	Approval	Drawing	8/29/2013
6007-PLN-AGE-25-32-2004	Alpha & Bet Plant I&C Cable Trays, Power Block DA Structure	Drawing	1	Vendor	GEN-2	Approval	Drawing	8/29/2013
6007-PLN-AGE-25-32-2005	Alpha & Bet Plant I&C Cable Trays, Power Block DA Structure	Drawing	1	Vendor	GEN-2	Approval	Drawing	8/29/2013
6007-PLN-AGE-25-32-2006	Alpha & Bet Plant I&C Cable Trays, Power Block DA Structure	Drawing	1	Vendor	GEN-2	Approval	Drawing	8/29/2013
6007-PLN-AGE-25-32-2007	Alpha & Bet Plant I&C Cable Trays, Power Block DA Structure	Drawing	1	Vendor	GEN-2	Approval	Drawing	8/29/2013
6007-PLN-AGE-25-32-2008	Alpha & Bet Plant I&C Cable Trays, Power Block DA Structure	Drawing	1	Vendor	GEN-2	Approval	Drawing	8/29/2013
6007-PLN-AGE-25-32-2009	Alpha & Bet Plant I&C Cable Trays, Power Block Sections	Drawing	1	Vendor	GEN-2	Approval	Drawing	8/29/2013
6007-PLN-AGE-25-32-2010	Alpha & Bet Plant I&C Cable Trays, Power Block Sections	Drawing	1	Vendor	GEN-2	Approval	Drawing	8/29/2013
6007-PLN-AGE-29-55-4002	Mojave Solar Project. Potable water line. Field Alpha. Underground utilities Undeground plan.	Drawing	2	Vendor	GEN-2	Approval	Drawing	8/30/2013
6007-PLN-AGE-29-55-4003	Mojave Solar Project. Potable water line. Field Alpha. Underground utilities Details	Drawing	2	Vendor	GEN-2	Approval	Drawing	8/30/2013
6007-PLN-AGE-29-55-8002	Mojave Solar Project. Potable water line. Field Beta. Underground utilities Undeground plan.	Drawing	2	Vendor	GEN-2	Approval	Drawing	8/30/2013
6007-PLN-AGE-29-55-8003	Mojave Solar Project. Potable water line. Field Beta. Underground utilities Details	Drawing	2	Vendor	GEN-2	Approval	Drawing	8/30/2013
6007-HDD-SFP-15-81-0003	Primary Transformer System Technical Data	Data Sheeet	0	Vendor	GEN-2	Approval	Data Sheeet	9/5/2013

6007-PLN-SFP-15-81-F035A	Alpha Site Fire Protection Primary Transformer Deluge System T1	Drawing	0	Vendor	GEN-2	Approval	Drawing	9/5/2013
6007-PLN-SFP-15-81-F035B	Alpha Site Fire Protection Primary Transformer Deluge System T1	Drawing	0	Vendor	GEN-2	Approval	Drawing	9/5/2013
6007-CAL-SFP-15-81-H003	Hydraulic Design Information Sheet	Calculation	0	Vendor	GEN-2	Approval	Calculation	9/5/2013
6007-CAL-SFP-15-81-S003 A	Tol-Brace Seismic Calculations (A)	Calculation	0	Vendor	GEN-2	Approval	Calculation	9/5/2013
6007-CAL-SFP-15-81-S003 B	Tol-Brace Seismic Calculations (B)	Calculation	0	Vendor	GEN-2	Approval	Calculation	9/5/2013
6007-CAL-SFP-15-81-S003 C	Tol-Brace Seismic Calculations (C)	Calculation	0	Vendor	GEN-2	Approval	Calculation	9/5/2013
6007-CAL-SFP-15-81-HR01	Hanger Load Calculations	Calculation	0	Vendor	GEN-2	Approval	Calculation	9/6/2013
Revision Letter	Alpha & Beta Site Expansion Vessel Fire Protection Submittal	Revision Letter	NA	Vendor	GEN-2	Approval	Revision Letter	9/6/2013
6007-PLN-SFP-15-81-H001	Alpha and Beta Site Fire Protection Hanger Details	Drawing	1	Vendor	GEN-2	Approval	Drawing	9/6/2013
6007-PLN-SFP-15-81-G003	Alpha Site Fire Protection Alpha Site Hydraulic Node Plan	Drawing	0	Vendor	GEN-2	Approval	Drawing	9/6/2013
6007-PLN-SFP-15-81-G005	Beta Site Fire Protection Alpa Site Hydraulic Node Plan	Drawing	0	Vendor	GEN-2	Approval	Drawing	9/6/2013
6007-PLN-SFP-15-81-D002	Alpha & Beta Site Fire Protection Above Ground Details	Drawing	0	Vendor	GEN-2	Approval	Drawing	9/6/2013
6007-PLN-SFP-15-81-F010	Alpha Site-Fire Protection Vessel Plan	Drawing	0	Vendor	GEN-2	Approval	Drawing	9/6/2013
6007-PLN-SFP-15-81-F011	Alpha Site-Fire Protection Vessel Plan	Drawing	0	Vendor	GEN-2	Approval	Drawing	9/6/2013
6007-PLN-SFP-15-81-F012	Alpha Site Fire Protection Vessel Isometric View	Drawing	0	Vendor	GEN-2	Approval	Drawing	9/6/2013
6007-PLN-SFP-15-81-F110	Beta Site Fire Protection Vessel Plan	Drawing	0	Vendor	GEN-2	Approval	Drawing	9/6/2013
6007-PLN-SFP-15-81-F111	Beta Site Fire Protection Vessel Stretch Plan	Drawing	0	Vendor	GEN-2	Approval	Drawing	9/6/2013
6007-PLN-SFP-15-81-F112	Beta Site Fire Protection Vessel Isometric View	Drawing	0	Vendor	GEN-2	Approval	Drawing	9/6/2013
6007-CAL-SFP-15-81-H102	Hydraulic Calculations	Calculation	0	Vendor	GEN-2	Approval	Calculation	9/6/2013
6007-CAL-SFP-15-81-H002	Hydraulic Calculations	Calculation	0	Vendor	GEN-2	Approval	Calculation	9/6/2013
6007-HDD-SFP-15-81-0002	Tyco Nozzle data sheet	Data Sheet	0	Vendor	GEN-2	Approval	Data Sheet	9/6/2013
6007-CAL-SFP-15-81-S002 (A)	Tol-Brace Seismic Calculations	Calculation	N/A	Vendor	GEN-2	Approval	Calculation	9/6/2013
6007-CAL-SFP-15-81-S002 (B)	Tol-Brace Seismic Calculations	Calculation	N/A	Vendor	GEN-2	Approval	Calculation	9/6/2013
6007-CAL-SFP-15-81-S002 (C)	Tol-Brace Seismic Calculations	Calculation	N/A	Vendor	GEN-2	Approval	Calculation	9/6/2013
6007-CAL-SFP-15-81-S002 (D)	Tol-Brace Seismic Calculations	Calculation	N/A	Vendor	GEN-2	Approval	Calculation	9/6/2013
6007-CAL-SFP-15-81-S002 (E)	Tol-Brace Seismic Calculations	Calculation	N/A	Vendor	GEN-2	Approval	Calculation	9/6/2013
6007-CAL-SFP-15-81-S002 (F)	Tol-Brace Seismic Calculations	Calculation	N/A	Vendor	GEN-2	Approval	Calculation	9/6/2013
6007-CAL-SFP-15-81-S002 (G)	Tol-Brace Seismic Calculations	Calculation	N/A	Vendor	GEN-2	Approval	Calculation	9/6/2013
6007-PLN-SFP-15-81-F050	Alpha Site Fire Protection Administration Building	Drawing	0	Vendor	GEN-2	Approval	Drawing	9/10/2013
6007-PLN-SFP-15-81-F051	Alpha Site Fire Protection Admin Bldg Hanger & Site Ref Dwgs	Drawing	0	Vendor	GEN-2	Approval	Drawing	9/10/2013
6007-PLN-SFP-15-81-F150	Beta Site Fire Protection Administration Building	Drawing	0	Vendor	GEN-2	Approval	Drawing	9/10/2013
6007-PLN-SFP-15-81-F151	Beta Site Fire Protection Admin Bldg Hanger & Site Ref Dwgs	Drawing	0	Vendor	GEN-2	Approval	Drawing	9/10/2013
6007-PLN-SFP-15-81-G003	Alpha Site Fire Protection Alpha Site Hydraulic Node Plan	Drawing	0	Vendor	GEN-2	Approval	Drawing	9/10/2013
6007-PLN-SFP-15-81-G005	Beta Site Fire Protection Alpha Site Hydraulic Node Plant	Drawing	0	Vendor	GEN-2	Approval	Drawing	9/10/2013
6007-PLN-SFP-15-81-H001	Alpha & Beta Site Fire Protection Hanger Details	Drawing	0	Vendor	GEN-2	Approval	Drawing	9/10/2013
6007-PLN-SFP-15-81-S001	Alpha & Beta Site Fire Protection Seismic Bracing Details	Drawing	0	Vendor	GEN-2	Approval	Drawing	9/10/2013
ALPHA HYD REMOTE 1-2	Calculation Summary - Alpha	Calculation Summary - Alpha	0	Vendor	GEN-2	Approval	Calculation Summary - Al	9/10/2013
BETA HYD REMOTE 1-2	Calculation Summary - Beta	Calculation Summary - Beta	0	Vendor	GEN-2	Approval	Calculation Summary - Be	9/10/2013
SEISMIC CALCS-ADMIN	Tol-Brace Seismic Calculations	Calculation	0	Vendor	GEN-2	Approval	Calculation	9/10/2013
RPC Digital Cert Validation Form	14.3 - Digital Certification Validation Form	Revision Letter	NA	Vendor	GEN-2	Approval	Revision Letter	9/10/2013
FP Admin Bldg_STRUC-1-11.01 PC1	STRUC-1-11.01 PC1- Revision Letter	Revision Letter	NA	Vendor	GEN-2	Approval	Revision Letter	9/10/2013
6007-CAL-AGE-25-54-4900	Calculation report for Exhaust Support in STG structure Alpha Plant	Calculation	1	Vendor	GEN-2	Approval	Calculation	9/12/2013
6007-CAL-AGE-25-54-8900	Calculation report for Exhaust Support in STG structure Beta Plant	Calculation	1	Vendor	GEN-2	Approval	Calculation	9/12/2013
6007-PLN-AGE-25-54-4900	Field Alpha Exhaust Support in STG structure Cover sheet	Drawing	1	Vendor	GEN-2	Approval	Drawing	9/12/2013
6007-PLN-AGE-25-54-4920	Field Alpha Exhaust Support in STG structure General Notes	Drawing	1	Vendor	GEN-2	Approval	Drawing	9/12/2013
6007-PLN-AGE-25-54-4940	Alpha Alpha Exhaust Support in STG structure 360 & 322 Plan Views, Elevations & Details	Drawing	2	Vendor	GEN-2	Approval	Drawing	9/12/2013
6007-PLN-AGE-25-54-4941	Alpha Alpha Exhaust Support in STG structure 308 & 309 Plan Views, Elevations & Details	Drawing	1	Vendor	GEN-2	Approval	Drawing	9/12/2013
6007-PLN-AGE-25-54-8900	Beta Field Exhaust Support in STG structure Cover sheet	Drawing	1	Vendor	GEN-2	Approval	Drawing	9/12/2013
6007-PLN-AGE-25-54-8920	Field Beta Exhaust Support in STG structure General Notes	Drawing	1	Vendor	GEN-2	Approval	Drawing	9/12/2013
6007-PLN-AGE-25-54-8940	Field Beta Exhaust Support in STG structure 360 & 322 Plan Views, Elevations & Details	Drawing	2	Vendor	GEN-2	Approval	Drawing	9/12/2013
6007-PLN-AGE-25-54-8941	Beta Exhaust Support in STG structure 309 & 309 Plan Views, Elevations & Details	Drawing	1	Vendor	GEN-2	Approval	Drawing	9/12/2013
6007-PLN-APT-00-00-H101-A	Hazardous Areas Classification Alpha Plant Sheet #1/11	Drawing	2	Vendor	GEN-2	Approval	Drawing	9/13/2013
6007-PLN-APT-00-00-H102-B	Hazardous Areas Classification Beta Plant Sheet #2/11	Drawing	2	Vendor	GEN-2	Approval	Drawing	9/13/2013
6007-PLN-APT-00-00-H103-A	Hazardous Areas Classification Alpha Plant Sheet #3/11	Drawing	2	Vendor	GEN-2	Approval	Drawing	9/13/2013
6007-PLN-APT-00-00-H104-B	Hazardous Areas Classification Beta Plant Sheet #4/11	Drawing	2	Vendor	GEN-2	Approval	Drawing	9/13/2013
6007-PLN-APT-00-00-H105-A	Hazardous Areas Classification Alpha Plant Sheet #5/11	Drawing	2	Vendor	GEN-2	Approval	Drawing	9/13/2013
6007-PLN-APT-00-00-H106-B	Hazardous Areas Classification Beta Plant Sheet #6/11	Drawing	2	Vendor	GEN-2	Approval	Drawing	9/13/2013
6007-PLN-APT-00-00-H107-A	Hazardous Areas Classification Alpha Plant Sheet #7/11	Drawing	2	Vendor	GEN-2	Approval	Drawing	9/13/2013
6007-PLN-APT-00-00-H108-B	Hazardous Areas Classification Beta Plant Sheet #8/11	Drawing	2	Vendor	GEN-2	Approval	Drawing	9/13/2013
6007-PLN-APT-00-00-H109-A	Hazardous Areas Classification Alpha Plant Sheet #9/11	Drawing	2	Vendor	GEN-2	Approval	Drawing	9/13/2013
6007-PLN-APT-00-00-H1010-B	Hazardous Areas Classification Beta Plant Sheet #10/11	Drawing	2	Vendor	GEN-2	Approval	Drawing	9/13/2013
6007-PLN-APT-00-00-H1011-A	Hazardous Areas Classification Alpha Plant Sheet #11/11	Drawing	2	Vendor	GEN-2	Approval	Drawing	9/13/2013
6007-CAL-AGE-58-54-2700	MOJAVE SOLAR RACK 2 SILENCER HTF STRUCTURE (ALPHA)	Calculation	0	Vendor	GEN-2	Approval	Calculation	9/13/2013
6007-PLN-AGE-58-54-2700	MOJAVE SOLAR PROJECT FIELD ALPHA RACK 2 SILENCER HTF STEEL STRUCTURE. COVER SHEET	Drawing	0	Vendor	GEN-2	Approval	Drawing	9/13/2013
6007-PLN-AGE-58-54-2701	MOJAVE SOLAR PROJECT ALPHA PLANT RACK 2 SILENCER HTF STEEL STRUCTURE. GENERAL NOTES	Drawing	0	Vendor	GEN-2	Approval	Drawing	9/13/2013
6007-PLN-AGE-58-54-2702	MOJAVE SOLAR PROJECT ALPHA PLANT RACK 2 SILENCER HTF STEEL STRUCTURE. STRUCTURE STEEL, FRAMES	Drawing	0	Vendor	GEN-2	Approval	Drawing	9/13/2013
6007-PLN-AGE-58-54-2703	MOJAVE SOLAR PROJECT ALPHA PLANT RACK 2 SILENCER HTF STEEL STRUCTURE. STRUCTURE STEEL, FRAMES	Drawing	0	Vendor	GEN-2	Approval	Drawing	9/13/2013
6007-PLN-AGE-58-54-2704	MOJAVE SOLAR PROJECT ALPHA PLANT RACK 2 SILENCER HTF STEEL STRUCTURE. STRUCTURE STEEL, FRAMES	Drawing	0	Vendor	GEN-2	Approval	Drawing	9/13/2013
6007-PLN-AGE-58-54-2705	MOJAVE SOLAR PROJECT ALPHA PLANT RACK 2 SILENCER HTF STEEL STRUCTURE. STRUCTURE STEEL, FRAMES	Drawing	0	Vendor	GEN-2	Approval	Drawing	9/13/2013
6007-PLN-AGE-58-54-2706	MOJAVE SOLAR PROJECT ALPHA PLANT RACK 2 SILENCER HTF STEEL STRUCTURE. CONNECTION DETAILS	Drawing	1	Vendor	GEN-2	Approval	Drawing	9/13/2013
6007-PLN-AGE-58-54-2707	MOJAVE SOLAR PROJECT ALPHA PLANT RACK 2 SILENCER HTF STEEL STRUCTURE. CONNECTION DETAILS	Drawing	1	Vendor	GEN-2	Approval	Drawing	9/13/2013
6007-CAL-AGE-58-54-6700	MOJAVE SOLAR RACK 2 SILENCER HTF STRUCTURE (BETA)	Calculation	0	Vendor	GEN-2	Approval	Calculation	9/13/2013
6007-PLN-AGE-58-54-6700	MOJAVE SOLAR PROJECT FIELD BETA RACK 2 SILENCER HTF STEEL STRUCTURE. COVER SHEET	Drawing	0	Vendor	GEN-2	Approval	Drawing	9/13/2013
6007-PLN-AGE-58-54-6701	MOJAVE SOLAR PROJECT BETA PLANT RACK 2 SILENCER HTF STEEL STRUCTURE. GENERAL NOTES	Drawing	0	Vendor	GEN-2	Approval	Drawing	9/13/2013
6007-PLN-AGE-58-54-6702	MOJAVE SOLAR PROJECT. BETA PLANT RACK 2 SILENCER HTF STEEL STRUCTURE. STRUCTURE STEEL, FRAMES	Drawing	0	Vendor	GEN-2	Approval	Drawing	9/13/2013
6007-PLN-AGE-58-54-6703	MOJAVE SOLAR PROJECT. BETA PLANT RACK 2 SILENCER HTF STEEL STRUCTURE. STRUCTURE STEEL, FRAMES	Drawing	0	Vendor	GEN-2	Approval	Drawing	9/13/2013
6007-PLN-AGE-58-54-6704	MOJAVE SOLAR PROJECT BETA PLANT RACK 2 SILENCER HTF STEEL STRUCTURE. STRUCTURE STEEL, FRAMES	Drawing	0	Vendor	GEN-2	Approval	Drawing	9/13/2013
6007-PLN-AGE-58-54-6705	MOJAVE SOLAR PROJECT BETA PLANT RACK 2 SILENCER HTF STEEL STRUCTURE. STRUCTURE STEEL, FRAMES A	Drawing	0	Vendor	GEN-2	Approval	Drawing	9/13/2013
6007-PLN-AGE-58-54-6706	MOJAVE SOLAR PROJECT BETA PLANT RACK 2 SILENCER HTF STEEL STRUCTURE. CONNECTION DETAILS	Drawing	1	Vendor	GEN-2	Approval	Drawing	9/13/2013
6007-PLN-AGE-58-54-6707	MOJAVE SOLAR PROJECT BETA PLANT RACK 2 SILENCER HTF STEEL STRUCTURE. CONNECTION DETAILS	Drawing	1	Vendor	GEN-2	Approval	Drawing	9/13/2013
0802 PCR 130829 Rev 1	Response letter- 0802 Mojave Solar - Rack 2 Silencer HTF Structure	Revision Letter	NA	Vendor	GEN-2	Approval	Revision Letter	9/13/2013
6007-HDD-SFP-15-81-0004	FIRE PUMP DATA SHEET	Data Sheet	0	Vendor	GEN-2	Approval	Data Sheet	9/17/2013
6007-PLN-SFP-15-81-F002	ALPHA & BETA SITE FIRE PROTECTION FIRE PUMP LAYOUT	Drawing	0	Vendor	GEN-2	Approval	Drawing	9/17/2013
6007-PLN-SFP-15-81-F003	ALPHA SITE FIRE PROTECTION PUMP HOUSE SPRINKLER PLAN	Drawing	0	Vendor	GEN-2	Approval	Drawing	9/17/2013
6007-PLN-SFP-15-81-G001	ALPHA & BETA SITE FIRE PROTECTION COVER SHEET	Drawing	0	Vendor	GEN-2	Approval	Drawing	9/17/2013
6007-PLN-SFP-15-81-H003	ALPHA & BETA SITE FIRE PROTECTION HANGER DETAILS PUMP HOUSE	Drawing	0	Vendor	GEN-2	Approval	Drawing	9/17/2013
6007-HDD-SFP-15-81-0005	FIRE PROTECTION ABOVE GROUND PRODUCTS	Data Sheet	0	Vendor	GEN-2	Approval	Data Sheet	9/18/2013
6007-PLN-SFP-15-81-D002	ALPHA & BETA SITE FIRE PROTECTION ABOVE GROUND DETAILS	Drawing	1	Vendor	GEN-2	Approval	Drawing	9/18/2013
6007-CAL-SFP-15-81-H104	BETA STEAM GEN HYD CALCS	Calculation	0	Vendor	GEN-2	Approval	Calculation	9/18/2013
6007-CAL-SFP-15-81-H004	ALPHA STEAM GEN AREA CALCS	Calculation	0	Vendor	GEN-2	Approval	Calculation	9/18/2013
6007-CAL-SFP-15-81-S004	TOL-BRACE SEISMIC CALCULATIONS	Calculation	0	Vendor	GEN-2	Approval	Calculation	9/18/2013
6007-PLN-SFP-15-81-G001	ALPHA & BETA SITE FIRE PROTECTION COVER SHEET	Drawing	1	Vendor	GEN-2	Approval	Drawing	9/18/2013
6007-PLN-SFP-15-81-G002	ALPHA SITE FIRE PROTECTION ZONES AREAS & DESIGN CRITERIA	Drawing	0	Vendor	GEN-2	Approval	Drawing	9/18/2013
6007-PLN-SFP-15-81-G003	ALPHA SITE FIRE PROTECTION ALPHA SITE HYDRAULIC NODE PLAN	Drawing	1	Vendor	GEN-2	Approval	Drawing	9/18/2013
6007-PLN-SFP-15-81-G004	BETA SITE FIRE PROTECTION ZONE AREAS & DESIGN CRITERIA	Drawing	0	Vendor	GEN-2	Approval	Drawing	9/18/2013
6007-PLN-SFP-15-81-G005	BETA SITE FIRE PROTECTION BETA SITE HYDRAULIC NODE PLAN	Drawing	1	Vendor	GEN-2	Approval	Drawing	9/18/2013
6007-PLN-SFP-15-81-H004	ALPHA & BETA SITE FIRE PROTECTION HANGER DETAILS STEAM GEN AREA	Drawing	0	Vendor	GEN-2	Approval	Drawing	9/18/2013
6007-PLN-SFP-15-81-F030	ALPHA SITE FIRE PROTECTION STEAM GENERATOR BULK PIPE	Drawing	0	Vendor	GEN-2	Approval	Drawing	9/18/2013
6007-PLN-SFP-15-81-F031	ALPHA SITE FIRE PROTECTION STEAM GENERATOR PLAN & SECTION	Drawing	0	Vendor	GEN-2	Approval	Drawing	9/18/2013
6007-PLN-SFP-15-81-F130	BETA SITE FIRE PROTECTION STEAM GENERATIOR BULK PIPE	Drawing	0	Vendor	GEN-2	Approval	Drawing	9/18/2013
6007-PLN-SFP-15-81-F131	BETA SITE FIRE PROTECTION STEAM GENERATOR. PLAN & SECTION	Drawing	0	Vendor	GEN-2	Approval	Drawing	9/18/2013
6007-CAL-AGE-00-54-2000	CALCULATION REPORT FOR ELECTICAL PANELS STRUCTURE. ALPHA PLANT	Calculation	3	Vendor	GEN-2	Approval	Calculation	9/18/2013
6007-PLN-AGE-00-54-2000	MOJAVE SOLAR PROJECT. ALPHA PLANT. ELECTRICAL PANELS STEEL. COVER SHEET	Drawing	1	Vendor	GEN-2	Approval	Drawing	9/18/2013
6007-PLN-AGE-00-54-2001	MOJAVE SOLAR PROJECT. ALPHA PLANT. ELECTRICAL PANELS STEEL. GENERAL NOTES	Drawing	3	Vendor	GEN-2	Approval	Drawing	9/18/2013
6007-PLN-AGE-00-54-2002	MOJAVE SOLAR PROJECT. ALPHA PLANT. ELECTRICAL PANELS STEEL. STEEL PLAN I	Drawing	2	Vendor	GEN-2	Approval	Drawing	9/18/2013
6007-PLN-AGE-00-54-2003	MOJAVE SOLAR PROJECT. ALPHA PLANT. ELECTRICAL PANELS STEEL. STEEL PLAN II	Drawing	2	Vendor	GEN-2	Approval	Drawing	9/18/2013
6007-PLN-AGE-00-54-2004	MOJAVE SOLAR PROJECT. ALPHA PLANT. ELECTRICAL PANELS STEEL. STEEL PLAN III	Drawing	2	Vendor	GEN-2	Approval	Drawing	9/18/2013
6007-PLN-AGE-00-54-2005	MOJAVE SOLAR PROJECT. ALPHA PLANT. ELECTRICAL PANELS STEEL. STEEL PLAN IV	Drawing	2	Vendor	GEN-2	Approval	Drawing	9/18/2013
6007-PLN-AGE-00-54-2006	MOJAVE SOLAR PROJECT. ALPHA PLANT. ELECTRICAL PANELS STEEL. ESA TYPE 1 AND 2. SECTIONS & DETAILS	Drawing	3	Vendor	GEN-2	Approval	Drawing	9/18/2013
6007-CAL-AGE-00-54-6000	CALCULATION REPORT FOR ELECTRICAL PANELS STRUCTURE. BETA PLANT	Calculation	4	Vendor	GEN-2	Approval	Calculation	9/18/2013
6007-PLN-AGE-00-54-6000	MOJAVE SOLAR PROJECT. BETA PLANT. ELECTRICAL PANELS STEEL. COVER SHEET	Drawing	2	Vendor	GEN-2	Approval	Drawing	9/18/2013
6007-PLN-AGE-00-54-6001	MOJAVE SOLAR PROJECT. BETA PLANT. ELECTRICAL PANELS STEEL. GENERAL NOTES	Drawing	3	Vendor	GEN-2	Approval	Drawing	9/18/2013
6007-PLN-AGE-00-54-6002	MOJAVE SOLAR PROJECT. BETA PLANT. ELECTRICAL PANELS STEEL. STEEL PLAN I	Drawing	2	Vendor	GEN-2	Approval	Drawing	9/18/2013
6007-PLN-AGE-00-54-6003	MOJAVE SOLAR PROJECT. BETA PLANT. ELECTRICAL PANELS STEEL. STEEL PLAN II	Drawing	2	Vendor	GEN-2	Approval	Drawing	9/18/2013
6007-PLN-AGE-00-54-6004	MOJAVE SOLAR PROJECT. BETA PLANT. ELECTRICAL PANELS STEEL. STEEL PLAN III	Drawing	2	Vendor	GEN-2	Approval	Drawing	9/18/2013
6007-PLN-AGE-00-54-6005	MOJAVE SOLAR PROJECT. BETA PLANT. ELECTRICAL PANELS STEEL. STEEL PLAN IV	Drawing	2	Vendor	GEN-2	Approval	Drawing	9/18/2013
6007-PLN-AGE-00-54-6006	MOJAVE SOLAR PROJECT. BETA PLANT. ELECTRICAL PANELS STEEL. STEEL PLAN V	Drawing	2	Vendor	GEN-2	Approval	Drawing	9/18/2013
6007-PLN-AGE-00-54-6007	MOJAVE SOLAR PROJECT. BETA PLANT. ELECTRICAL PANELS STEEL. ESB TYPE 1 AND 2. SECTIONS & DETAILS	Drawing	3	Vendor	GEN-2	Approval	Drawing	9/18/2013
6007-PLN-AGE-00-54-6008	MOJAVE SOLAR PROJECT. BETA PLANT. ELECTRICAL PANELS STEEL. EBSB. SECTIONS & DETAILS	Drawing	5	Vendor	GEN-2	Approval	Drawing	9/18/2013
Plan Check Reply_STRUC-1-42.01-PC2	STRUC-1-42.01-A&B Instrumentation and Control Panels Structures-PC-2	Revision Letter	NA	Vendor	GEN-2	Approval	Revision Letter	9/18/2013
6007-CAL-AGE-00-54-2050	CALCULATION REPORT FOR I&C PANEL STRUCTURES. ALPHA PLANT	Calculation	1	Vendor	GEN-2	Approval	Calculation	9/19/2013
6007-PLN-AGE-00-54-2050	MOJAVE SOLAR PROJECT ALPHA PLANT I&C PANELS STEEL. COVER SHEET	Drawing	0	Vendor	GEN-2	Approval	Drawing	9/19/2013
6007-PLN-AGE-00-54-2051	MOJAVE SOLAR PROJECT ALPHA PLANT I&C PANELS STEEL. GENERAL NOTES	Drawing	1	Vendor	GEN-2	Approval	Drawing	9/19/2013
6007-PLN-AGE-00-54-2052	MOJAVE SOLAR PROJECT ALPHA PLANT I&C PANELS STEEL. STEEL PLAN V	Drawing	0	Vendor	GEN-2	Approval	Drawing	9/19/2013
6007-PLN-AGE-00-54-2053	MOJAVE SOLAR PROJECT ALPHA PLANT I&C PANELS STEEL. ICS TYPE 1. STEEL PLAN VIEW, SECTION & DETAILS	Drawing	2	Vendor	GEN-2	Approval	Drawing	9/19/2013
6007-PLN-AGE-00-54-2054	MOJAVE SOLAR PROJECT ALPHA PLANT I&C PANELS STEEL. ICS TYPE 2 AND 3. STEEL PLAN VIEW, SECTION & D	Drawing	2	Vendor	GEN-2	Approval	Drawing	9/19/2013
6007-PLN-AGE-00-54-2055	MOJAVE SOLAR PROJECT ALPHA PLANT I&C PANELS STEEL. ICS TYPE 4. STEEL PLAN VIEW SECTION & DETAILS	Drawing	2	Vendor	GEN-2	Approval	Drawing	9/19/2013
6007-CAL-AGE-00-54-6050	CALCULATION REPORT FOR I&C PANEL STRUCTURES. BETA PLANT	Calculation	1	Vendor	GEN-2	Approval	Calculation	9/19/2013
6007-PLN-AGE-00-54-6050	MOJAVE SOLAR PROJECT BETA PLANT I&C PANELS STEEL. COVER SHEET	Drawing	0	Vendor	GEN-2	Approval	Drawing	9/19/2013
6007-PLN-AGE-00-54-6051	MOJAVE SOLAR PROJECT BETA PLANT I&C PANELS STEEL. GENERAL NOTES	Drawing	1	Vendor	GEN-2	Approval	Drawing	9/19/2013
6007-PLN-AGE-00-54-6052	MOJAVE SOLAR PROJECT BETA PLANT I&C PANELS STEEL. STEEL PLAN V	Drawing	0	Vendor	GEN-2	Approval	Drawing	9/19/2013
6007-PLN-AGE-00-54-6053	MOJAVE SOLAR PROJECT BETA PLANT I&C PANELS STEEL. ICS TYPE 1. STEEL PLAN VIEW SECTION & DETAILS	Drawing	2	Vendor	GEN-2	Approval	Drawing	9/19/2013
6007-PLN-AGE-00-54-6054	MOJAVE SOLAR PROJECT BETA PLANT I&C PANELS STEEL. ICS TYPE 2 AND 3. STEEL PLAN VIEW, SECTION & DE	Drawing	2	Vendor	GEN-2	Approval	Drawing	9/19/2013
6007-PLN-AGE-00-54-6055	MOJAVE SOLAR PROJECT BETA PLANT I&C PANELS STEEL. ICS TYPE 4. STEEL PLAN VIEW SECTION & DETAILS	Drawing	2	Vendor	GEN-2	Approval	Drawing	9/19/2013
Plan Check Reply_STRUC-1-41.01-PC2	STRUC-1-41.01-A&B Instrumentation and Control Panels Structures-PC-2	Revision Letter	NA	Vendor	GEN-2	Approval	Revision Letter	9/19/2013
ESR-1976	ICC_ES EVALUATION REPORT	Revision Letter	NA	Vendor	GEN-2	Approval	Revision Letter	9/19/2013
6007-CAL-AGE-25-54-4900	Calculation report for Exhaust Support in STG structure Alpha Plant	Calculation	2	Vendor	GEN-2	Approval	Calculation	9/19/2013
6007-CAL-AGE-25-54-8900	Calculation report for Exhaust Support in STG structure Beta Plant	Calculation	2	Vendor	GEN-2	Approval	Calculation	9/19/2013
6007-PLN-AGE-25-54-4900	Field Alpha Exhaust Support in STG structure Cover sheet	Drawing	2	Vendor	GEN-2	Approval	Drawing	9/19/2013
6007-PLN-AGE-25-54-4920	Field Alpha Exhaust Support in STG structure General Notes	Drawing	1	Vendor	GEN-2	Approval	Drawing	9/19/2013
6007-PLN-AGE-25-54-4940	Field Alpha Exhaust Support in STG structure 360 & 322 Plan Views, Elevations & Details	Drawing	3	Vendor	GEN-2	Approval	Drawing	9/19/2013
6007-PLN-AGE-25-54-4941	Field Alpha Exhaust Support in STG structure 308 & 309 Plan Views, Elevations & Details	Drawing	2	Vendor	GEN-2	Approval	Drawing	9/19/2013
6007-PLN-AGE-25-54-4942	Mojave Solar Project. Alpha Solar Field Silencer Support on STG structure Connections Details	Drawing	0	Vendor	GEN-2	Approval	Drawing	9/19/2013
6007-PLN-AGE-25-54-8900	Beta Field Exhaust Support in STG structure Cover sheet	Drawing	2	Vendor	GEN-2	Approval	Drawing	9/19/2013
6007-PLN-AGE-25-54-8920	Field Beta Exhaust Support in STG structure General Notes	Drawing	1	Vendor	GEN-2	Approval	Drawing	9/19/2013
6007-PLN-AGE-25-54-8940	Field Beta Exhaust Support in STG structure 360 & 322 Plan Views, Elevations & Details	Drawing	3	Vendor	GEN-2	Approval	Drawing	9/19/2013
6007-PLN-AGE-25-54-8941	Field Beta Exhaust Support in STG structure 308 & 309 Plan Views, Elevations & Details	Drawing	2	Vendor	GEN-2	Approval	Drawing	9/19/2013
6007-PLN-AGE-25-54-8942	Mojave Solar Project. Beta Solar Field Silencer Support on STG structure Connections Details	Drawing	0	Vendor	GEN-2	Approval	Drawing	9/19/2013
6007-PLN-ATP-00-50-5001	General Civil and Structural Notes	Drawing	3	Vendor	GEN-2	Approval	Drawing	9/19/2013
6007-PLN-ATP-00-50-5002	Typical Ladder, Safety Cage, and Safety Gate details	Drawing	1	Vendor	GEN-2	Approval	Drawing	9/19/2013
6007-PLN-AGE-00-50-5003	Typical Pipe Handrail, Stairway, and Grating details	Drawing	2	Vendor	GEN-2	Approval	Drawing	9/19/2013
6007-CAL-ATM-12-54-0004	Calculation report for WTP Rack Moment Connection Alpha and Beta Plant	Calculation	0	Vendor	GEN-2	Approval	Calculation	9/25/2013
6007-PLN-ATM-12-54-0004	WTP Rack Connection Type A. Plates Alterative N.T.S.	Drawing	NA	Vendor	GEN-2	Approval	Drawing	9/25/2013
6007-PLN-ALQ-64-52-0001	Nitrogen System Foundation & Anchorage Sheet 1 of 3 General Notes	Drawing	2	Vendor	GEN-2	Approval	Drawing	9/26/2013
6007-PLN-ALQ-64-52-0002	Nitrogen System Foundation & Anchorage Sheet 2 of 3 Foundation and Anchorage Layout	Drawing	2	Vendor	GEN-2	Approval	Drawing	9/26/2013
6007-PLN-ALQ-64-52-0003	Nitrogen System Foundation & Anchorage Sheet 3 of 3 Structural Details	Drawing	2	Vendor	GEN-2	Approval	Drawing	9/26/2013
6007-CAL-AGE-41-52-3500	Calculation report for PSV Lube Oil Support structure foundation Alpha Plant	Calculation	0	Vendor	GEN-2	Approval	Calculation	9/27/2013
6007-CAL-AGE-41-52-7500	Calculation report for PSV Lube Oil Support structure foundation Beta Plant	Calculation	0	Vendor	GEN-2	Approval	Calculation	9/27/2013

6007-PLN-AGE-41-52-3500	Field Alpha PSV Valves Structure Foundation in Lube Oil Area Cover sheet	Drawing	0	Vendor	GEN-2	Approval	Drawing	9/27/2013
6007-PLN-AGE-41-52-3520	Field Alpha PSV Valves Structure Foundation in Lube Oil Area General Notes	Drawing	0	Vendor	GEN-2	Approval	Drawing	9/27/2013
6007-PLN-AGE-41-52-3530	Field Alpha PSV Valves Structure Foundation in Lube Oil Area Plan View	Drawing	0	Vendor	GEN-2	Approval	Drawing	9/27/2013
6007-PLN-AGE-41-52-3540	Field Alpha PSV Valves Structure Foundation in Lube Oil Area Details	Drawing	0	Vendor	GEN-2	Approval	Drawing	9/27/2013
6007-PLN-AGE-41-52-7500	Field Beta PSV Valves Structure Foundation in Lube Oil Area Cover sheet	Drawing	0	Vendor	GEN-2	Approval	Drawing	9/27/2013
6007-PLN-AGE-41-52-7520	Field Beta PSV Valves Structure Foundation in Lube Oil Area General Notes	Drawing	0	Vendor	GEN-2	Approval	Drawing	9/27/2013
6007-PLN-AGE-41-52-7530	Field Beta PSV Valves Structure Foundation in Lube Oil Area Plan View	Drawing	0	Vendor	GEN-2	Approval	Drawing	9/27/2013
6007-PLN-AGE-41-52-7540	Field Beta PSV Valves Structure Foundation in Lube Oil Area Details	Drawing	0	Vendor	GEN-2	Approval	Drawing	9/27/2013
6007-PLN-AGE-00-70-N001C	Nomenclature Sheet 1	Drawing	9	Vendor	GEN-2	Approval	Drawing	10/2/2013
6007-PLN-AGE-00-70-N002C	Nomenclature Sheet 2	Drawing	5	Vendor	GEN-2	Approval	Drawing	10/2/2013
6007-PLN-AGE-00-70-N003C	Nomenclature Sheet 3	Drawing	7	Vendor	GEN-2	Approval	Drawing	10/2/2013
6007-PLN-GEW-12-71-P325A	Alpha Boiler P04 Skid A-MZ-309A P. & I. Drawing	Drawing	0	Vendor	GEN-2	Approval	Drawing	10/2/2013
6007-PLN-GEW-12-71-P325B	Beta Boiler P04 Skid B-MZ-309A P. & I. Drawing	Drawing	0	Vendor	GEN-2	Approval	Drawing	10/2/2013
6007-PLN-GEW-12-71-P328A	Alpha Boiler Amine/02 Skid A-MZ-309B P. & I. Drawing	Drawing	0	Vendor	GEN-2	Approval	Drawing	10/2/2013
6007-PLN-GEW-12-71-P328B	Beta Boiler Amine/02 Skid B-MZ-309B P. & I. Drawing	Drawing	0	Vendor	GEN-2	Approval	Drawing	10/2/2013
6007-PLN-GEW-12-71-P402A	Alpha CW Dispersant Skid GN8004 A-CW-SKD-0500 P. & I. Drawing	Drawing	0	Vendor	GEN-2	Approval	Drawing	10/2/2013
6007-PLN-GEW-12-71-P402B	Beta CW Dispersant Skid GN8004 B-CW-SKD-600 P. & I. Drawing	Drawing	0	Vendor	GEN-2	Approval	Drawing	10/2/2013
6007-PLN-GEW-12-71-P403A	Alpha CW Inhibitor Skid MS6209 A-CW-SKD-0700 P. & I. Drawing	Drawing	0	Vendor	GEN-2	Approval	Drawing	10/2/2013
6007-PLN-GEW-12-71-P403B	Beta CW Inhibitor Skid MS6209 B-CW-SKD-0800 P. & I. Drawing	Drawing	0	Vendor	GEN-2	Approval	Drawing	10/2/2013
6007-PLN-GEW-12-71-P404A	Alpha CW Biodispersant BD1500 A-CW-SKD-0900 P. & I. Drawing	Drawing	0	Vendor	GEN-2	Approval	Drawing	10/2/2013
6007-PLN-GEW-12-71-P404B	Beta CW Biodispersant BD1500 B-CW-SKD-1000 P. & I. Drawing	Drawing	0	Vendor	GEN-2	Approval	Drawing	10/2/2013
6007-PLN-GEW-12-71-P408A	Alpha CW Neutralizer DT1404 A-CW-SKD-1100 P. & I. Drawing	Drawing	0	Vendor	GEN-2	Approval	Drawing	10/2/2013
6007-PLN-GEW-12-71-P408B	Beta CW Neutralizer DT1404 B-CW-SKD-1200 P. & I. Drawing	Drawing	0	Vendor	GEN-2	Approval	Drawing	10/2/2013
6007-PLN-GEW-12-71-P409A	Alpha CW PSP Monitoring Panel A-CW-SKD-1700 P. & I. Drawing	Drawing	0	Vendor	GEN-2	Approval	Drawing	10/2/2013
6007-PLN-GEW-12-71-P409B	Beta CW PSP Monitoring Panel B-CW-SKD-1800 P. & I. Drawing	Drawing	0	Vendor	GEN-2	Approval	Drawing	10/2/2013
6007-PLN-GEW-12-71-P461A	Alpha CW Buildin A-CW-BLD-1900 P. & I. Drawing	Drawing	0	Vendor	GEN-2	Approval	Drawing	10/2/2013
6007-PLN-GEW-12-71-P461B	Beta CW Buildin B-CW-BLD-2000 P. & I. Drawing	Drawing	0	Vendor	GEN-2	Approval	Drawing	10/2/2013
6007-PLN-GEW-12-71-P469A	Alpha CW Hypochlorite A-CW-SKD-1300 P. & I. Drawing	Drawing	0	Vendor	GEN-2	Approval	Drawing	10/2/2013
6007-PLN-GEW-12-71-P469B	Beta CW Hypochlorite B-CW-SKD-1400 P. & I. Drawing	Drawing	0	Vendor	GEN-2	Approval	Drawing	10/2/2013
6007-PLN-SFP-15-84-G05A	Alpha Site Fire Protection Alpha Fire Procetection P&ID.	Drawing	0	Vendor	GEN-2	Approval	Drawing	10/2/2013
6007-PLN-SFP-15-84-G06B	Beta Site Fire Protection Alpha Fire Procetection P&ID	Drawing	0	Vendor	GEN-2	Approval	Drawing	10/2/2013
6007-PLN-AGE-57-71-P100A	Solar Field -Alpha Plnt Piping & Instrument Diagram	Drawing	A	Vendor	GEN-2	Approval	Drawing	10/2/2013
6007-PLN-AGE-57-71-P102A	Solar Field Piping Loops- Alpha Plant Piping & Instrument Diagram	Drawing	11	Vendor	GEN-2	Approval	Drawing	10/2/2013
6007-PLN-AGE-58-71-P200A	Heat Transfer Fluid System Central Plant HTF Distribution- Alpha Piping & Instrument Diagram	Drawing	12	Vendor	GEN-2	Approval	Drawing	10/2/2013
6007-PLN-AGE-58-71-P202A	Heat Transfer Fluid System Circulation Pumps - Alpha Plant Piping & Instrument Diagram	Drawing	11	Vendor	GEN-2	Approval	Drawing	10/2/2013
6007-PLN-AGE-57-71-P100B	Solar Field -Beta Plant Piping & Instrument Diagram	Drawing	A	Vendor	GEN-2	Approval	Drawing	10/2/2013
6007-PLN-AGE-57-71-P102B	Solar Field Piping Loops- Beta Plant Piping & Instrument Diagram	Drawing	11	Vendor	GEN-2	Approval	Drawing	10/2/2013
6007-PLN-AGE-57-71-P105B	Solar Field Collector Detail-Four Collector Loop Piping & Instrument Diagram	Drawing	8	Vendor	GEN-2	Approval	Drawing	10/2/2013
6007-PLN-AGE-57-71-P106B	Solar Field Colector Detail-South East Field Loops 093-096 Piping & Instrument Diagram	Drawing	6	Vendor	GEN-2	Approval	Drawing	10/2/2013
6007-PLN-AGE-58-71-P200B	Heat Transfer Fluid System Central Plant HTF Distribution- Beta Piping & Instrument Diagram	Drawing	12	Vendor	GEN-2	Approval	Drawing	10/2/2013
6007-PLN-AGE-58-71-P202B	Heat Transfer Fluid System Circulation Pumps - Beta Plant Piping & Instrument Diagram	Drawing	12	Vendor	GEN-2	Approval	Drawing	10/2/2013
6007-PLN-AGE-57-71-P104C	Solar Field Colector Detail-8 Collector Loop Piping & Instrument Diagram	Drawing	13	Vendor	GEN-2	Approval	Drawing	10/2/2013
6007-PLN-AGE-58-71-2P04C	Heat Transfer Fluid System Expansion System Piping & Instrument Diagram	Drawing	12	Vendor	GEN-2	Approval	Drawing	10/2/2013
6007-PLN-AGE-58-71-P206C	Heat Transfer Fluid System Overflow System Piping & Instrument Diagram	Drawing	12	Vendor	GEN-2	Approval	Drawing	10/2/2013
6007-PLN-AGE-58-71-P208C	Heat Transfer Fluid System Ullage Vent System Piping & Instrument Diagram	Drawing	12	Vendor	GEN-2	Approval	Drawing	10/2/2013
6007-PLN-AGE-58-71-P209C	Auxiliary Tanks Piping & Instrument Diagram	Drawing	6	Vendor	GEN-2	Approval	Drawing	10/2/2013
6007-PLN-AGE-58-71-P211C	Heat Transfer Fluid System High Point Vents- To Expansion Vessels Piping & Instrument Diagram	Drawing	5	Vendor	GEN-2	Approval	Drawing	10/2/2013
6007-PLN-AGE-58-71-P212C_SH1	Heat Transfer Fluid System High Point Vents- To Overflow Tanks. Piping & Instrument Diagram	Drawing	5	Vendor	GEN-2	Approval	Drawing	10/2/2013
6007-PLN-AGE-58-71-P212C_SH2	Heat Transfer Fluid System High Point Vents- To Overflow Tanks. Piping & Instrument Diagram	Drawing	5	Vendor	GEN-2	Approval	Drawing	10/2/2013
6007-PLN-AGE-64-71-P210C	Nitrogen Generation and Distribution Piping & Instrument Diagram	Drawing	8	Vendor	GEN-2	Approval	Drawing	10/2/2013
6007-PLN-AGE-25-71-P308C	Power generation LP bypass & warm up lines Piping & Instrument Diagram	Drawing	6	Vendor	GEN-2	Approval	Drawing	10/2/2013
6007-PLN-AGE-25-71-P309C	Power generation auxiliary IP Steam System Piping & Instrument Diagram	Drawing	12	Vendor	GEN-2	Approval	Drawing	10/2/2013
6007-PLN-AGE-25-71-P310C	Power generation HP Steam Turbine Piping & Instrument Diagram	Drawing	11	Vendor	GEN-2	Approval	Drawing	10/2/2013
6007-PLN-AGE-25-71-P311C	Power generation LP Steam Turbine Piping & Instrument Diagram	Drawing	11	Vendor	GEN-2	Approval	Drawing	10/2/2013
6007-PLN-AGE-25-71-P312C	Power generation Condesate System Piping & Instrument Diagram	Drawing	10	Vendor	GEN-2	Approval	Drawing	10/2/2013
6007-PLN-AGE-25-71-P313C	Power generation turbine drain Flash tank System Piping & Instrument Diagram	Drawing	9	Vendor	GEN-2	Approval	Drawing	10/2/2013
6007-PLN-AGE-25-71-P314C	Cooling Water-TG area Piping & Instrument Diagram	Drawing	7	Vendor	GEN-2	Approval	Drawing	10/2/2013
6007-PLN-AGE-25-71-P315C	Power Generation Condesate air removal System Piping & Instrument Diagram	Drawing	10	Vendor	GEN-2	Approval	Drawing	10/2/2013
6007-PLN-AGE-25-71-P316C	Power Generation Turbine Seal and Drain System Piping & Instrument Diagram	Drawing	11	Vendor	GEN-2	Approval	Drawing	10/2/2013
6007-PLN-AGE-25-71-P317C	Power Generation Boiler feedwater Heater #6 Piping & Instrument Diagram	Drawing	11	Vendor	GEN-2	Approval	Drawing	10/2/2013
6007-PLN-AGE-25-71-P318C	Power Generation LP Turbine Extractions/Exhaust Piping & Instrument Diagram	Drawing	6	Vendor	GEN-2	Approval	Drawing	10/2/2013
6007-PLN-AGE-25-71-P319C	Power Generation Moisture Separator Piping & Instrument Diagram	Drawing	7	Vendor	GEN-2	Approval	Drawing	10/2/2013
6007-PLN-AGE-25-71-P320C	Power Generation High Pressure Drains Flash Tank System Piping & Instrument Diagram	Drawing	5	Vendor	GEN-2	Approval	Drawing	10/2/2013
6007-PLN-AGE-25-71-P321C	Power Generation LP Feedwater Heater System Piping & Instrument Diagram	Drawing	10	Vendor	GEN-2	Approval	Drawing	10/2/2013
6007-PLN-AGE-25-71-P322C	Power Generation Deaerator System Piping & Instrument Diagram	Drawing	11	Vendor	GEN-2	Approval	Drawing	10/2/2013
6007-PLN-AGE-25-71-P323C	Power Generation Feedwater pumps Piping & Instrument Diagram	Drawing	10	Vendor	GEN-2	Approval	Drawing	10/2/2013
6007-PLN-AGE-25-71-P324C	Power Generation HP Feedwater Heater System Piping & Instrument Diagram	Drawing	10	Vendor	GEN-2	Approval	Drawing	10/2/2013
6007-PLN-AGE-25-71-P326C	Power Generation Turbine Drains to Condenser Piping & Instrument Diagram	Drawing	4	Vendor	GEN-2	Approval	Drawing	10/2/2013
6007-PLN-AGE-25-71-P327C	Power Generation Boiler Blowdown cooler Piping & Instrument Diagram	Drawing	5	Vendor	GEN-2	Approval	Drawing	10/2/2013
6007-PLN-AGE-25-71-P335C	TG Lube Oil Skid Piping & Instrument Diagram	Drawing	6	Vendor	GEN-2	Approval	Drawing	10/2/2013
6007-PLN-AGE-25-71-P337C	TG Control High Presure Fluid System Piping & Instrument Diagram	Drawing	6	Vendor	GEN-2	Approval	Drawing	10/2/2013
6007-PLN-AGE-25-71-P338C	CO2 & H2 Manifolds for the Turbine Generation Piping & Instrument Diagram	Drawing	0	Vendor	GEN-2	Approval	Drawing	10/2/2013
6007-PLN-AGE-25-71-P339C	CO2 & H2 Distribution for TG Generator Piping & Instrument Diagram	Drawing	3	Vendor	GEN-2	Approval	Drawing	10/2/2013
6007-PLN-AGE-25-71-P340C	Power Generation Auxiliary cooling water-TG area Piping & Instrument Diagram	Drawing	9	Vendor	GEN-2	Approval	Drawing	10/2/2013
6007-PLN-AGE-67-71-P401C	Cooling tower Piping & Instrument Diagram	Drawing	10	Vendor	GEN-2	Approval	Drawing	10/2/2013
6007-PLN-AGE-67-71-P405C	Auxiliary Cooling water System Piping & Instrument Diagram	Drawing	11	Vendor	GEN-2	Approval	Drawing	10/2/2013
6007-PLN-AGE-67-71-P410C	Raw/FireWater Storage tank Piping & Instrument Diagram	Drawing	11	Vendor	GEN-2	Approval	Drawing	10/2/2013
6007-PLN-AGE-67-71-P424C	Cooling Tower Blowdown tank Piping & Instrument Diagram	Drawing	9	Vendor	GEN-2	Approval	Drawing	10/2/2013
6007-PLN-AGE-67-71-P444C	Process Makeup Water Tank -II Piping & Instrument Diagram	Drawing	9	Vendor	GEN-2	Approval	Drawing	10/2/2013
6007-PLN-AGE-67-71-P451C	Ro water Storage Tank Piping & Instrument Diagram	Drawing	8	Vendor	GEN-2	Approval	Drawing	10/2/2013
6007-PLN-AGE-67-71-P453C	Polished Water Storage Tank Piping & Instrument Diagram	Drawing	7	Vendor	GEN-2	Approval	Drawing	10/2/2013
6007-PLN-AGE-67-71-P456A	Waste Water Tank- Alpha Piping & Instrument Diagram	Drawing	6	Vendor	GEN-2	Approval	Drawing	10/2/2013
6007-PLN-AGE-67-71-P456B	Waste Water Tank- Beta Piping & Instrument Diagram	Drawing	6	Vendor	GEN-2	Approval	Drawing	10/2/2013
6007-PLN-AGE-67-71-P457C	Sample Panels Piping & Instrument Diagram	Drawing	3	Vendor	GEN-2	Approval	Drawing	10/2/2013
6007-PLN-AGE-67-71-P480C	Compressed Air Instrument and Service Piping & Instrument Diagram	Drawing	6	Vendor	GEN-2	Approval	Drawing	10/2/2013
6007-PLN-AGE-67-71-P481C_SH1	Instrument Air Distribution Piping & Instrument Diagram	Drawing	7	Vendor	GEN-2	Approval	Drawing	10/2/2013
6007-PLN-AGE-67-71-P481C_SH2	Instrument Air Distribution Piping & Instrument Diagram	Drawing	1	Vendor	GEN-2	Approval	Drawing	10/2/2013
6007-PLN-AGE-67-71-P484C	Safety Shower Piping & Instrument Diagram	Drawing	5	Vendor	GEN-2	Approval	Drawing	10/2/2013
6007-PLN-AGE-67-71-P485C	Instrument Air Distribution Piping & Instrument Diagram	Drawing	2	Vendor	GEN-2	Approval	Drawing	10/2/2013
6007-PLN-AGE-67-71-P490C	Plant Drain System Piping & Instrument Diagram	Drawing	11	Vendor	GEN-2	Approval	Drawing	10/2/2013
6007-PLN-AGE-67-71-P491C	Tempering water System Piping & Instrument Diagram	Drawing	3	Vendor	GEN-2	Approval	Drawing	10/2/2013
6007-PLN-AGE-67-71-P492C	Service and Potable Water Distribution Piping & Instrument Diagram	Drawing	4	Vendor	GEN-2	Approval	Drawing	10/2/2013
6007-PLN-JSM-12-71-P458C	Sampling system A/B-SP-001 Piping & Instrument Diagram	Drawing	0	Vendor	GEN-2	Approval	Drawing	10/2/2013
6007-PLN-JSM-12-71-P459C	Sampling system A/B-SP-002 Piping & Instrument Diagram	Drawing	0	Vendor	GEN-2	Approval	Drawing	10/2/2013
6007-PLN-JSM-12-71-P460C	Sampling system A/B-SP-003 Piping & Instrument Diagram	Drawing	0	Vendor	GEN-2	Approval	Drawing	10/2/2013
6007-PLN-FWE-21-71-P301C	Preheaters P.& I. Diagram	Drawing	1	Vendor	GEN-2	Approval	Drawing	10/2/2013
6007-PLN-FWE-21-71-P302C	Evaporators P & I. Diagram	Drawing	1	Vendor	GEN-2	Approval	Drawing	10/2/2013
6007-PLN-FWE-21-71-P303C	Super Heaters P.& I. Diagram	Drawing	1	Vendor	GEN-2	Approval	Drawing	10/2/2013
6007-PLN-FWE-21-71-P304C_S1	Reheaters P.& I. Diagram	Drawing	1	Vendor	GEN-2	Approval	Drawing	10/2/2013
6007-PLN-FWE-21-71-P304C_S2	Reheaters P.& I. Diagram	Drawing	0	Vendor	GEN-2	Approval	Drawing	10/2/2013
6007-PLN-FWE-21-71-P305C	Blowdown System P.& I. Diagram	Drawing	1	Vendor	GEN-2	Approval	Drawing	10/2/2013
6007-PLN-FWE-21-71-P306C	Steam Generation System HTF Vents P.& I. Diagram	Drawing	0	Vendor	GEN-2	Approval	Drawing	10/2/2013
6007-PLN-FWE-21-71-P307C	Reheater System HTF Vents P.& I. Diagram	Drawing	0	Vendor	GEN-2	Approval	Drawing	10/2/2013
6007-PLN-FWE-21-71-P406C	Sampling System P.& I. Diagram	Drawing	0	Vendor	GEN-2	Approval	Drawing	10/2/2013
6007-PLN-FWE-61-71-P407C	Tempered Water to Showers P.& I. Diagram	Drawing	0	Vendor	GEN-2	Approval	Drawing	10/2/2013
6007-PLN-FWE-21-71-P482C	Instruments Air and Service Water P.& I. Diagram	Drawing	0	Vendor	GEN-2	Approval	Drawing	10/2/2013
6007-PLN-FWE-61-71-P483	Service Water P.& I. Diagram	Drawing	A	Vendor	GEN-2	Approval	Drawing	10/2/2013
103T2400	P&ID Generator systems	Drawing	B	Vendor	GEN-2	Approval	Drawing	10/2/2013
103T7313	P&ID, Steam (Systems Turbine Systems)	Drawing	B	Vendor	GEN-2	Approval	Drawing	10/2/2013
145E4374	P&ID Lube oil (Steam Turbine System)	Drawing	-	Vendor	GEN-2	Approval	Drawing	10/2/2013
145E4384	P&ID, Hydraulics (Steam Turbine System)	Drawing	-	Vendor	GEN-2	Approval	Drawing	10/2/2013
6007-PLN-LEF-12-71-P501C	Multimedia filters Piping & Instrument Diagram	Drawing	1	Vendor	GEN-2	Approval	Drawing	10/2/2013
6007-PLN-LEF-12-71-P502C	Multimedia filters Piping & Instrument Diagram	Drawing	1	Vendor	GEN-2	Approval	Drawing	10/2/2013
6007-PLN-LEF-12-71-P503C	Multimedia filters Piping & Instrument Diagram	Drawing	1	Vendor	GEN-2	Approval	Drawing	10/2/2013
6007-PLN-LEF-12-71-P511C	Filter waste water tank Piping & Instrument Diagram	Drawing	4	Vendor	GEN-2	Approval	Drawing	10/2/2013
6007-PLN-LEF-12-71-P512C	Lamellar settling Piping & Instrument Diagram	Drawing	4	Vendor	GEN-2	Approval	Drawing	10/2/2013
6007-PLN-LEF-12-71-P513C	Dosing system Piping & Instrument Diagram	Drawing	4	Vendor	GEN-2	Approval	Drawing	10/2/2013
6007-PLN-LEF-12-71-P514C	Dosing system Piping & Instrument Diagram	Drawing	1	Vendor	GEN-2	Approval	Drawing	10/2/2013
6007-PLN-LEF-12-71-P515C	Piping & instrument diagram	Drawing	0	Vendor	GEN-2	Approval	Drawing	10/2/2013
6007-PLN-LEF-12-00-0001	Nomenclature sheet 1	Drawing	1	Vendor	GEN-2	Approval	Drawing	10/2/2013
6007-PLN-LEF-12-00-0002	Nomenclature sheet 2	Drawing	1	Vendor	GEN-2	Approval	Drawing	10/2/2013
6007-PLN-LEF-12-00-0003	Insulation thickness for heat preservation	Drawing	1	Vendor	GEN-2	Approval	Drawing	10/2/2013
6007-PLN-LEF-12-71-P411C	Central plant potable water system Piping & Instrument Diagram	Drawing	10	Vendor	GEN-2	Approval	Drawing	10/2/2013
6007-PLN-LEF-12-71-P412C	Potable distribution system Piping & Instrument Diagram	Drawing	8	Vendor	GEN-2	Approval	Drawing	10/2/2013
6007-PLN-LEF-12-71-P413C	Magnesium Sulphate storage, Mix and Delivery System Piping & Instrument Diagram	Drawing	6	Vendor	GEN-2	Approval	Drawing	10/2/2013
6007-PLN-LEF-12-71-P414C	Sodium carbonate Storage, mix and delivery system Piping & Instrument Diagram	Drawing	6	Vendor	GEN-2	Approval	Drawing	10/2/2013
6007-PLN-LEF-12-71-P415C	Lime Storage mix and delivery system Piping & Instrument Diagram	Drawing	6	Vendor	GEN-2	Approval	Drawing	10/2/2013
6007-PLN-LEF-12-71-P416C	Ferric chloride feed system Piping & Instrument Diagram	Drawing	8	Vendor	GEN-2	Approval	Drawing	10/2/2013
6007-PLN-LEF-12-71-P417C	Hypochlorite & bisulfite feed system Piping & Instrument Diagram	Drawing	7	Vendor	GEN-2	Approval	Drawing	10/2/2013
6007-PLN-LEF-12-71-P418C	Soda feed system Piping & Instrument Diagram	Drawing	7	Vendor	GEN-2	Approval	Drawing	10/2/2013
6007-PLN-LEF-12-71-P419C	Carbon dioxide storage and dosing Piping & Instrument Diagram	Drawing	6	Vendor	GEN-2	Approval	Drawing	10/2/2013
6007-PLN-LEF-12-71-P420C	AIR distribution system Piping & Instrument Diagram	Drawing	4	Vendor	GEN-2	Approval	Drawing	10/2/2013
6007-PLN-LEF-12-71-P421C	Drainage distribution system Piping & Instrument Diagram	Drawing	2	Vendor	GEN-2	Approval	Drawing	10/2/2013
6007-PLN-LEF-12-71-P422C	UF CIP pipe & instruments diagram Piping & Instrument Diagram	Drawing	8	Vendor	GEN-2	Approval	Drawing	10/2/2013
6007-PLN-LEF-12-71-P423C	Concentrate RO CIP pipe & instruments diagram Piping & Instrument Diagram	Drawing	9	Vendor	GEN-2	Approval	Drawing	10/2/2013
6007-PLN-LEF-12-71-P425C	Waste water tank Piping & Instrument Diagram	Drawing	6	Vendor	GEN-2	Approval	Drawing	10/2/2013
6007-PLN-LEF-12-71-P426C	Softener feed equalization tanks Piping & Instrument Diagram	Drawing	6	Vendor	GEN-2	Approval	Drawing	10/2/2013
6007-PLN-LEF-12-71-P427C	Clarifier system Piping & Instrument Diagram	Drawing	8	Vendor	GEN-2	Approval	Drawing	10/2/2013
6007-PLN-LEF-12-71-P428C	Filter press Piping & Instrument Diagram	Drawing	8	Vendor	GEN-2	Approval	Drawing	10/2/2013
6007-PLN-LEF-12-71-P429C	Process make-up water tank Piping & Instrument Diagram	Drawing	7	Vendor	GEN-2	Approval	Drawing	10/2/2013
6007-PLN-LEF-12-71-P430C	Filtrate recycle Piping & Instrument Diagram	Drawing	7	Vendor	GEN-2	Approval	Drawing	10/2/2013
6007-PLN-LEF-12-71-P431C	Sulfuric acid system Piping & Instrument Diagram	Drawing	7	Vendor	GEN-2	Approval	Drawing	10/2/2013
6007-PLN-LEF-12-71-P432C	Clearwell Piping & Instrument Diagram	Drawing	8	Vendor	GEN-2	Approval	Drawing	10/2/2013
6007-PLN-LEF-12-71-P433C	Ultrafiltration Units A/B Piping & Instrument Diagram	Drawing	8	Vendor	GEN-2	Approval	Drawing	10/2/2013
6007-PLN-LEF-12-71-P434C	Ultrafiltration system units C/D Piping & Instrument Diagram	Drawing	8	Vendor	GEN-2	Approval	Drawing	10/2/2013
6007-PLN-LEF-12-71-P436C	RO chemical feed Piping & Instrument Diagram	Drawing	8	Vendor	GEN-2	Approval	Drawing	10/2/2013
6007-PLN-LEF-12-71-P437C	Primary RO feed pumps Piping & Instrument Diagram	Drawing	8	Vendor	GEN-2	Approval	Drawing	10/2/2013
6007-PLN-LEF-12-71-P438C	Primary RO system - unit A Piping & Instrument Diagram	Drawing	8	Vendor	GEN-2	Approval	Drawing	10/2/2013
6007-PLN-LEF-12-71-P439C	Primary RO system - unit B Piping & Instrument Diagram	Drawing	8	Vendor	GEN-2	Approval	Drawing	10/2/2013
6007-PLN-LEF-12-71-P440C	Ultrafiltration system units E/F Piping & Instrument Diagram	Drawing	8	Vendor	GEN-2	Approval	Drawing	10/2/2013
6007-PLN-LEF-12-71-P441C	Primary RO system - unit C Piping & Instrument Diagram	Drawing	9	Vendor	GEN-2	Approval	Drawing	10/2/2013
6007-PLN-LEF-12-71-P442C	Primary RO system - unit D Piping & Instrument Diagram	Drawing	9	Vendor	GEN-2	Approval	Drawing	10/2/2013
6007-PLN-LEF-12-71-P443C	Ultrafiltration system units G/H Piping & Instrument Diagram	Drawing	8	Vendor	GEN-2	Approval	Drawing	10/2/2013
6007-PLN-LEF-12-71-P445C	Concentrate RO pumps Piping & Instrument Diagram	Drawing	8	Vendor	GEN-2	Approval	Drawing	10/2/2013
6007-PLN-LEF-67-71-P446C	Polishing mirror RO Piping & Instrument Diagram	Drawing	8	Vendor	GEN-2	Approval	Drawing	10/2/2013
6007-PLN-LEF-12-71-P447C	Concentrate RO system - unit D Piping & Instrument Diagram	Drawing	7	Vendor	GEN-2	Approval	Drawing	10/2/2013
6007-PLN-LEF-12-71-P448C	Concentrate RO system - unit A Piping & Instrument Diagram	Drawing	7	Vendor	GEN-2	Approval	Drawing	10/2/2013
6007-PLN-LEF-12-71-P449C	Concentrate RO system - unit B Piping & Instrument Diagram	Drawing	7	Vendor	GEN-2	Approval	Drawing	10/2/2013

6007-PLN-LEF-12-71-P450C	Concentrate RO system - unit C Piping & Instrument Diagram	Drawing	7	Vendor	GEN-2	Approval	Drawing	10/2/2013
6007-PLN-LEF-12-71-P452C	Polishing exchangers Piping & Instrument Diagram	Drawing	8	Vendor	GEN-2	Approval	Drawing	10/2/2013
6007-PLN-LEF-12-71-P454C	RO clean-in-place Piping & Instrument Diagram	Drawing	7	Vendor	GEN-2	Approval	Drawing	10/2/2013
6007-PLN-LEF-12-71-P455C	Water : oil separator Piping & Instrument Diagram	Drawing	10	Vendor	GEN-2	Approval	Drawing	10/2/2013
6007-PLN-AGE-00-70-I001C	Drawing Index	Drawing	12	Vendor	GEN-2	Approval	Drawing	10/2/2013
BV Comment Letter-MECH-1-25.01 PB P&ID	MECH-1-25.01 PB P&ID's – PC1	Revision Letter	NA	Vendor	GEN-2	Approval	Revision Letter	10/2/2013
Response to the Letter MECH-1-25.01 PB P&ID	Revision Letter	Revision Letter	NA	Vendor	GEN-2	Approval	Revision Letter	10/2/2013
6007-HDD-SFP-15-81-0004	FIRE PROTECTION ABOVE GROUND PRODUCTS	Data Sheey	0	Vendor	GEN-2	Approval	Data Sheey	10/3/2013
6007-PLN-SFP-15-81-F002	ALPHA & BETA SITE FIRE PROTECTION FIRE PUMP LAYOUT	Drawing	0	Vendor	GEN-2	Approval	Drawing	10/3/2013
6007-PLN-SFP-15-81-F003	ALPHA & BETA SITE FIRE PROTECTION FIRE PUMP SECTION & DETAILS	Drawing	0	Vendor	GEN-2	Approval	Drawing	10/3/2013
6007-PLN-SFP-15-81-G001	ALPHA & BETA SITE FIRE PROCTECTION COVER SHEET	Drawing	0	Vendor	GEN-2	Approval	Drawing	10/3/2013
6007-PLN-SFP-15-81-H003	ALPHA & BETA SITE FIRE PROTECTION HANGER DETAILS PUMP HOUSE	Drawing	0	Vendor	GEN-2	Approval	Drawing	10/3/2013
Fire pump FDC Reply_MECH-1-29.00	Revision Letter	Revision Letter	NA	Vendor	GEN-2	Approval	Revision Letter	10/3/2013
BV Comment Letter - MECH-1-29.00	Revision Letter	Revision Letter	NA	Vendor	GEN-2	Approval	Revision Letter	10/3/2013
HTF Solar Field Foundations	HTF Solar Field Foundations	Calculation	NA	Vendor	GEN-2	Approval	Calculation	10/7/2013
Solar Field Foundations	Solar Field Foundations	Calculation	NA	Vendor	GEN-2	Approval	Calculation	10/7/2013
Steam Generator Structure	Steam Generator Structure	Calculation	NA	Vendor	GEN-2	Approval	Calculation	10/7/2013
Temporary Assembly Building	Temporary Assembly Building	Calculation	NA	Vendor	GEN-2	Approval	Calculation	10/7/2013
6007-CAL-AGE-25-54-4900	Calculation report for Exhaust Support in STG structure Alpha Plant	Calculation	3	Vendor	GEN-2	Approval	Calculation	10/8/2013
6007-CAL-AGE-25-54-8900	Calculation report for Exhaust Support in STG structure Beta Plant	Calculation	3	Vendor	GEN-2	Approval	Calculation	10/8/2013
6007-PLN-AGE-25-54-4900	Field Alpha Exhaust Support in STG structure Cover sheet	Drawing	2	Vendor	GEN-2	Approval	Drawing	10/8/2013
6007-PLN-AGE-25-54-4920	Field Alpha Exhaust Support in STG structure General Notes	Drawing	2	Vendor	GEN-2	Approval	Drawing	10/8/2013
6007-PLN-AGE-25-54-4940	Field Alpha Exhaust Support in STG structure 360 & 322 Plan Views, Elevations & Details	Drawing	4	Vendor	GEN-2	Approval	Drawing	10/8/2013
6007-PLN-AGE-25-54-4941	Field Alpha Exhaust Support in STG structure 308 & 309 Plan Views, Elevations & Details	Drawing	3	Vendor	GEN-2	Approval	Drawing	10/8/2013
6007-PLN-AGE-25-54-4942	Mojave Solar Project. Alpha Solar Field Silencer Support on STG structure Connections Details	Drawing	1	Vendor	GEN-2	Approval	Drawing	10/8/2013
6007-PLN-AGE-25-54-8900	Beta Field Exhaust Support in STG structure Cover sheet	Drawing	2	Vendor	GEN-2	Approval	Drawing	10/8/2013
6007-PLN-AGE-25-54-8920	Field Beta Exhaust Support in STG structure General Notes	Drawing	2	Vendor	GEN-2	Approval	Drawing	10/8/2013
6007-PLN-AGE-25-54-8940	Field Beta Exhaust Support in STG structure 360 & 322 Plan Views, Elevations & Details	Drawing	4	Vendor	GEN-2	Approval	Drawing	10/8/2013
6007-PLN-AGE-25-54-8941	Field Beta Exhaust Support in STG structure 308 & 309 Plan Views, Elevations & Details	Drawing	3	Vendor	GEN-2	Approval	Drawing	10/8/2013
6007-PLN-AGE-25-54-8942	Mojave Solar Project. Beta Solar Field Silencer Support on STG structure Connections Details	Drawing	1	Vendor	GEN-2	Approval	Drawing	10/8/2013
6007-PLN-AGE-00-50-5001	General Civil and Structural Notes	Drawing	3	Vendor	GEN-2	Approval	Drawing	10/8/2013
6007-PLN-AGE-00-50-5002	Typical Ladder, Safety Cage, and Safety Gate details	Drawing	1	Vendor	GEN-2	Approval	Drawing	10/8/2013
6007-PLN-AGE-00-50-5003	Typical Pipe Handrail, Stairway, and Grating details	Drawing	2	Vendor	GEN-2	Approval	Drawing	10/8/2013
Cover Letter_STRUC-1-50.00-PC1	Revision Letter	Cover Letter	NA	Vendor	GEN-2	Approval	Cover Letter	10/8/2013
6007-HDD-SFP-15-81-0006	Admin Material data sheets	Cover Letter	0	Vendor	GEN-2	Approval	Cover Letter	10/11/2013
6007-PLN-SFP-15-81-M001	Abengoa Mojave Solar Project Power Plant Fire Protection Alpha and Beta Site	Drawing	2	Vendor	GEN-2	Approval	Drawing	10/11/2013
6007-PLN-SFP-15-81-M002	Abengoa Mojave Solar Project Power Plant Site Plan Submittal Key Alpha and Beta	Drawing	2	Vendor	GEN-2	Approval	Drawing	10/11/2013
6007-PLN-SFP-15-81-M150	Abengoa Mojave Solar Project Power Plant Fire Protection Administration Building	Drawing	2	Vendor	GEN-2	Approval	Drawing	10/11/2013
6007-PLN-SFP-15-81-M160	Abengoa Mojave Solar Project Power Plant Fire Protection Calculations	Drawing	3	Vendor	GEN-2	Approval	Drawing	10/11/2013
6007-PLN-SFP-15-81-M166	Abengoa Mojave Solar Project Power Plant Fire Protection Alpha and Beta Site	Drawing	0	Vendor	GEN-2	Approval	Drawing	10/11/2013
6007-PLN-SFP-15-81-M170	Abengoa Mojave Solar Project Power Plant Fire Protection Alpha and Beta Site	Drawing	2	Vendor	GEN-2	Approval	Drawing	10/11/2013
6007-PLN-SFP-15-81-M171	Abengoa Mojave Solar Project Power Plant Fire Protection Alpha and Beta Site	Drawing	2	Vendor	GEN-2	Approval	Drawing	10/11/2013
6007-PLN-SFP-15-81-M172	Abengoa Mojave Solar Project Power Plant Fire Protection Alpha and Beta Site	Drawing	2	Vendor	GEN-2	Approval	Drawing	10/11/2013
6007-PLN-SFP-15-81-M010	Abengoa Mojave Solar Project Power Plant Fire Protection Administration Building Fire Alarm System	Drawing	2	Vendor	GEN-2	Approval	Drawing	10/11/2013
6007-PLN-SFP-15-81-M011	Abengoa Mojave Solar Project Power Plant Administration Building FM-200 System Pipping	Drawing	2	Vendor	GEN-2	Approval	Drawing	10/11/2013
6007-PLN-SFP-15-84-MUA	Alpha Site Fire Protection Under ground Plan	Drawing	6	Vendor	GEN-2	Approval	Drawing	10/11/2013
6007-PLN-SFP-15-84-MUB	Beta Site Fire Protection Under ground Plan	Drawing	6	Vendor	GEN-2	Approval	Drawing	10/11/2013
6007-HDD-SFP-15-81-0006	Underground material data sheets	Drawing	0	Vendor	GEN-2	Approval	Drawing	10/11/2013
6007-PLN-LEF-12-61-0100	Piping Rack sections layout	Drawing	2	Vendor	GEN-2	Approval	Drawing	10/16/2013
6007-PLN-LEF-12-61-0200	Piping Sections of piping	Drawing	2	Vendor	GEN-2	Approval	Drawing	10/16/2013
6007-PLN-LEF-12-61-0201	Piping Sections of piping	Drawing	2	Vendor	GEN-2	Approval	Drawing	10/16/2013
6007-PLN-LEF-12-61-0202	Piping Sections of piping	Drawing	2	Vendor	GEN-2	Approval	Drawing	10/16/2013
6007-PLN-LEF-12-61-0203	Piping Sections of piping	Drawing	2	Vendor	GEN-2	Approval	Drawing	10/16/2013
6007-PLN-LEF-12-61-0204	Piping Sections of piping	Drawing	2	Vendor	GEN-2	Approval	Drawing	10/16/2013
6007-PLN-LEF-12-61-0205	Piping Sections of piping	Drawing	2	Vendor	GEN-2	Approval	Drawing	10/16/2013
6007-PLN-LEF-12-61-0206	Piping Sections of piping	Drawing	3	Vendor	GEN-2	Approval	Drawing	10/16/2013
6007-PLN-LEF-12-61-0207	Piping Sections of piping	Drawing	1	Vendor	GEN-2	Approval	Drawing	10/16/2013
6007-PLN-LEF-12-61-0208	Piping Sections of piping	Drawing	0	Vendor	GEN-2	Approval	Drawing	10/16/2013
6007-PLN-LEF-12-67-0011	Pipe supports detail drawings	Drawing	1	Vendor	GEN-2	Approval	Drawing	10/16/2013
6007-PLN-LEF-12-67-0013	Pipe supports detail drawings	Drawing	3	Vendor	GEN-2	Approval	Drawing	10/16/2013
6007-PLN-LEF-12-67-0014	Pipe supports detail drawings	Drawing	1	Vendor	GEN-2	Approval	Drawing	10/16/2013
6007-PLN-LEF-12-67-0015	Pipe supports detail drawings	Drawing	2	Vendor	GEN-2	Approval	Drawing	10/16/2013
6007-PLN-LEF-12-67-0016	Pipe supports detail drawings	Drawing	1	Vendor	GEN-2	Approval	Drawing	10/16/2013
6007-PLN-LEF-12-67-0017	Pipe supports detail drawings	Drawing	2	Vendor	GEN-2	Approval	Drawing	10/16/2013
6007-PLN-LEF-12-67-0018	Pipe supports detail drawings	Drawing	1	Vendor	GEN-2	Approval	Drawing	10/16/2013
6007-PLN-LEF-12-67-0019	Pipe supports detail drawings	Drawing	2	Vendor	GEN-2	Approval	Drawing	10/16/2013
6007-PLN-LEF-12-67-0020	Pipe supports detail drawings	Drawing	2	Vendor	GEN-2	Approval	Drawing	10/16/2013
6007-PLN-LEF-12-67-0021	Pipe supports detail drawings	Drawing	2	Vendor	GEN-2	Approval	Drawing	10/16/2013
6007-PLN-LEF-12-67-0022	Pipe supports detail drawings	Drawing	2	Vendor	GEN-2	Approval	Drawing	10/16/2013
6007-PLN-LEF-12-67-0023	Situation plant of supports in rack structure	Drawing	0	Vendor	GEN-2	Approval	Drawing	10/16/2013
6007-PLN-LEF-12-67-0025	Situation plant of supports in rack structure	Drawing	0	Vendor	GEN-2	Approval	Drawing	10/16/2013
6007-PLN-ATM-87-11-0016	Urban Development and Buildings Bioremediation Facility and Sprinkler System	Drawing	0	Vendor	GEN-2	Approval	Drawing	10/16/2013
6007-PLN-ATM-87-60-0001	Urban Development and Buildings Bioremediation Facility and Sprinkler System Alpha site	Drawing	0	Vendor	GEN-2	Approval	Drawing	10/16/2013
6007-PLN-ATM-87-60-0002	Urban Development and Buildings Bioremediation Facility and Sprinkler System	Drawing	0	Vendor	GEN-2	Approval	Drawing	10/16/2013
6007-PLN-ATM-87-03-0006	Urban Development and Buildings Bioremediation Facilities Schematic Diagram Showing Sprinkler	Drawing	0	Vendor	GEN-2	Approval	Drawing	10/16/2013
6007-PLN-SFP-15-81-G001	Alpha & Beta Site Fire Protection Cover Sheet	Drawing	2	Vendor	GEN-2	Approval	Drawing	10/21/2013
6007-PLN-SFP-15-81-G002	Alpha Site Fire Protection Zone Areas Plan & Design Criteria	Drawing	1	Vendor	GEN-2	Approval	Drawing	10/21/2013
6007-PLN-SFP-15-81-G003	Alpha Site Fire Protection Hydraulic Node Plan	Drawing	2	Vendor	GEN-2	Approval	Drawing	10/21/2013
6007-PLN-SFP-15-81-G004	Beta Fire Protection Zone Areas & Design Criteria	Drawing	1	Vendor	GEN-2	Approval	Drawing	10/21/2013
6007-PLN-SFP-15-81-G005	Beta Site Fire Protection Beta Hydraulic Node Plan	Drawing	2	Vendor	GEN-2	Approval	Drawing	10/21/2013
6007-PLN-SFP-15-81-D002	Alpha & Beta Site Fire Protection Above ground Details	Drawing	2	Vendor	GEN-2	Approval	Drawing	10/21/2013
6007-PLN-SFP-15-81-F021	Alpha Site Fire Protection OverFlow Tank Plan & Details	Drawing	0	Vendor	GEN-2	Approval	Drawing	10/21/2013
6007-PLN-SFP-15-81-F121	Beta Site Fire Protection OverFlow Tank Plan & Details	Drawing	0	Vendor	GEN-2	Approval	Drawing	10/21/2013
6007-CAL-SFP-15-81-H005	Alpha Overflow Tank Surface Protection Fire Protection Calcs	Calculation	0	Vendor	GEN-2	Approval	Calculation	10/21/2013
6007-CAL-SFP-15-81-H105	Beta Overflow Tank Surface Protection Fire Protection Calcs	Calculation	0	Vendor	GEN-2	Approval	Calculation	10/21/2013
6007-CAL-SFP-15-81-S005	Alpha & Beta Overflow Tank Fire Protection Seismic Calcs	Calculation	0	Vendor	GEN-2	Approval	Calculation	10/21/2013
2012103.00 - TITLESHEET.DWG	Abengoa Solar Power Plant Electrical Power and Control Plans	Drawing	6	Vendor	GEN-2	Approval	Drawing	10/21/2013
2012103.00 SHT02-E2A.DWG	Abener Teyrna Power Plant Single Line Diagram, Elevation, Schedules - Alpha Wells	Drawing	6	Vendor	GEN-2	Approval	Drawing	10/21/2013
2012103.00 SHT04-E3A.DWG	Abener Teyrna Power Plant For Alpha Wells Electrical Plan	Drawing	6	Vendor	GEN-2	Approval	Drawing	10/21/2013
2012103.00 SHT06-E5A.DWG	Abener Teyrna Power Plant Miscellaneous Details	Drawing	6	Vendor	GEN-2	Approval	Drawing	10/21/2013
2012103.00 SHT07-E1A.DWG	Abener Teyrna Power Plant General Notes, Abbreviations, Symbols	Drawing	5	Vendor	GEN-2	Approval	Drawing	10/21/2013
ABENERPP - ALPHAWELLSITELAYOUT.DWG	Abener Teyrna Power Plant Site Layout for Alpha Wells	Drawing	9	Vendor	GEN-2	Approval	Drawing	10/21/2013
ABENERPP - WELL HEAD DETAILS.DWG	Abener Teyrna Power Plant Well Head Details Typical	Drawing	9	Vendor	GEN-2	Approval	Drawing	10/21/2013
6007-PLN-AGE-25-33-5301	Power Block Area Grounding Plan Alpha Plant	Drawing	4	Vendor	GEN-2	Approval	Drawing	10/21/2013
6007-PLN-AGE-25-33-9701	Power Block Area Grounding Plan Beta Plant	Drawing	4	Vendor	GEN-2	Approval	Drawing	10/21/2013
6007-PLN-AGE-25-54-4502	Mojave Solar Project. Alpha Plant STG Auxiliar Equipment Structure Connections Elevations I	Drawing	7	Vendor	GEN-2	Approval	Drawing	10/23/2013
6007-PLN-AGE-25-54-4503	Mojave Solar Project. Alpha Plant STG Auxiliar Equipment Structure Connections Elevations II	Drawing	7	Vendor	GEN-2	Approval	Drawing	10/23/2013
6007-PLN-AGE-25-54-4504	Mojave Solar Project. Alpha Plant STG Auxiliar Equipment Structure Connections Elevations III	Drawing	7	Vendor	GEN-2	Approval	Drawing	10/23/2013
6007-PLN-AGE-25-54-4505	Mojave Solar Project. Alpha Plant STG Auxiliar Equipment Structure Connections BCP & BT Connections	Drawing	7	Vendor	GEN-2	Approval	Drawing	10/23/2013
6007-PLN-AGE-25-54-4506	Mojave Solar Project. Alpha Plant STG Auxiliar Equipment Structure Connections CH & CR Connections	Drawing	6	Vendor	GEN-2	Approval	Drawing	10/23/2013
6007-PLN-AGE-25-54-4507	Mojave Solar Project. Alpha Plant STG Auxiliar Equipment Structure Connections JT & JB Connections	Drawing	4	Vendor	GEN-2	Approval	Drawing	10/23/2013
6007-PLN-AGE-25-54-4508	Mojave Solar Project. Alpha Plant STG Auxiliar Equipment Structure Connections Plan @EL 2073.93' @EL2078.9	Drawing	4	Vendor	GEN-2	Approval	Drawing	10/23/2013
6007-PLN-AGE-25-54-4509	Mojave Solar Project. Alpha Plant STG Auxiliar Equipment Structure Connections Plan @EL 2086.50' @EL 2091	Drawing	4	Vendor	GEN-2	Approval	Drawing	10/23/2013
6007-PLN-AGE-25-54-4510	Mojave Solar Project. Alpha Plant STG Auxiliar Equipment Structure Connections Plan @EL 2098.25'	Drawing	4	Vendor	GEN-2	Approval	Drawing	10/23/2013
6007-PLN-AGE-25-54-4511	Mojave Solar Project. Alpha Plant STG Auxiliar Equipment Structure Connections Plan @EL 2114'	Drawing	4	Vendor	GEN-2	Approval	Drawing	10/23/2013
6007-PLN-AGE-25-54-4512	Mojave Solar Project. Alpha Plant STG Auxiliar Equipment Structure Connections Plan @EL 2123.84' & 2150.17	Drawing	4	Vendor	GEN-2	Approval	Drawing	10/23/2013
6007-PLN-AGE-25-54-4513	Mojave Solar Project. Alpha Plant STG Auxiliar Equipment Structure Connections GP Connections	Drawing	4	Vendor	GEN-2	Approval	Drawing	10/23/2013
6007-PLN-AGE-25-54-4514	Mojave Solar Project. Alpha Plant STG Auxiliar Equipment Structure Connections JBP, GF & GE Connections	Drawing	4	Vendor	GEN-2	Approval	Drawing	10/23/2013
6007-PLN-AGE-25-54-4515	Mojave Solar Project. Alpha Plant STG Auxiliar Equipment Structure Connections BCF Connections	Drawing	4	Vendor	GEN-2	Approval	Drawing	10/23/2013
6007-PLN-AGE-25-54-4516	Mojave Solar Project. Alpha Plant STG Auxiliar Equipment Structure Connections Column Splices I	Drawing	4	Vendor	GEN-2	Approval	Drawing	10/23/2013
6007-PLN-AGE-25-54-4517	Mojave Solar Project. Alpha Plant STG Auxiliar Equipment Structure Connections Column Splices II	Drawing	4	Vendor	GEN-2	Approval	Drawing	10/23/2013
6007-PLN-AGE-25-54-4518	Mojave Solar Project. Alpha Plant STG Auxiliar Equipment Structure Connections Column Splices III	Drawing	4	Vendor	GEN-2	Approval	Drawing	10/23/2013
Column_Splice_Fix_102113	Mojave Solar Project - Hinkley, California STG. Auxiliar Equipment Structure	Revision Letter	NA	Vendor	GEN-2	Approval	Revision Letter	10/23/2013
Slip Critical Bolt Clarification Letter 101013	Revision Letter	Calculation	NA	Vendor	GEN-2	Approval	Calculation	10/23/2013
6007-CAL-ATM-25-54-5069	Steam Turbine Foundation Construction Procedure for L1 Support Anchor Bolts Replacement. Alpha and Beta F	Calculation	1	Vendor	GEN-2	Approval	Calculation	10/23/2013
6007-PLN-AGE-25-52-4073	Field Alpha Anchor Bolts Coordenates Foundation Plant	Drawing	2	Vendor	GEN-2	Approval	Drawing	10/23/2013
6007-PLN-AGE-25-52-8061	Field Beta Steam Turbine/Generator Foundation Details	Drawing	5	Vendor	GEN-2	Approval	Drawing	10/23/2013
6007-PLN-AGE-25-52-8062	Field Beta Steam Turbine/Generator Foundation Details	Drawing	5	Vendor	GEN-2	Approval	Drawing	10/23/2013
6007-PLN-AGE-25-52-8071	Field Beta Steam Turbine/Generator Foundation Details	Drawing	5	Vendor	GEN-2	Approval	Drawing	10/23/2013
6007-PLN-AGE-25-52-8072	Field Beta Steam Turbine/Generator Foundation Details	Drawing	4	Vendor	GEN-2	Approval	Drawing	10/23/2013
6007-PLN-AGE-25-52-8073	Field Beta Anchor Bolts Coordenates Foundation Plan	Drawing	2	Vendor	GEN-2	Approval	Drawing	10/23/2013
6007-SKT-ATM-25-54-5069	Steam Turbine Foundation L1 Bolt Reposition	Drawing	1	Vendor	GEN-2	Approval	Drawing	10/23/2013
BV RESPONSE ECN-1-20.00-PC1	ECN-1-20.00-Field Directive Turbine L1 repositioning-PC1	Spec	NA	Vendor	GEN-2	Approval	Revision Letter	10/23/2013
Conjet 363 robot	Hydrodemolition Robot 363 for Controlled and Selective Removal of Concrete	Drawing	NA	Vendor	GEN-2	Approval	Drawing	10/23/2013
HPC Hydro demo	Hydro Pressure Corporation	Drawing	NA	Vendor	GEN-2	Approval	Drawing	10/23/2013
RFI 001	Epoxy Rebar & Lenton Couplers	Drawing	NA	Vendor	GEN-2	Approval	Drawing	10/23/2013
RFI 002	Weldable Rebar	Drawing	NA	Vendor	GEN-2	Approval	Drawing	10/23/2013
RFI 003	Concrete Cracking Repair	Drawing	NA	Vendor	GEN-2	Approval	Drawing	10/23/2013
SCE 1 of 3	RELO - UG Lines @ Beta Site, Beta Site Pipe Relocation - Along Road Hinkley	Drawing	NA	Vendor	GEN-2	Approval	Drawing	10/25/2013
SCE 2 of 3	RELO - UG Lines @ Beta Site, Beta Site Pipe Relocation - Along Road Hinkley	Drawing	NA	Vendor	GEN-2	Approval	Drawing	10/25/2013
SCE 2 of 3	RELO - UG Lines @ Beta Site, Beta Site Pipe Relocation - Along Road Hinkley	Drawing	NA	Vendor	GEN-2	Approval	Drawing	10/25/2013
6007-CAL-AGE-25-51-4004	Calculation Report for STG Auxiliary Equipment Structure Joints Alpha Plant	Calculation	7	Vendor	GEN-2	Approval	Calculation	10/30/2013
6007-PLN-AGE-25-54-4500	Mojave Solar Project. Alpha Plant STG Auiliar Equipment Structure Connections Cover Sheet	Drawing	8	Vendor	GEN-2	Approval	Drawing	10/30/2013
6007-PLN-AGE-25-54-4502	Mojave Solar Project. Alpha Plant STG Auiliar Equipment Structure Connections Elevations I	Drawing	7	Vendor	GEN-2	Approval	Drawing	10/30/2013
6007-PLN-AGE-25-54-4505	Mojave Solar Project. Alpha Plant STG Auiliar Equipment Structure Connections BCP & BT Connections	Drawing	8	Vendor	GEN-2	Approval	Drawing	10/30/2013
6007-PLN-AGE-25-54-4506	Mojave Solar Project. Alpha Plant STG Auiliar Equipment Structure Connections CH & CR Connections	Drawing	7	Vendor	GEN-2	Approval	Drawing	10/30/2013
6007-PLN-AGE-25-54-4507	Mojave Solar Project. Alpha Plant STG Auiliar Equipment Structure Connections JB Connections	Drawing	7	Vendor	GEN-2	Approval	Drawing	10/30/2013
6007-PLN-AGE-25-54-4513	Mojave Solar Project. Alpha Plant STG Auiliar Equipment Structure Connections GP Connections	Drawing	5	Vendor	GEN-2	Approval	Drawing	10/30/2013
6007-PLN-AGE-25-54-4514	Mojave Solar Project. Alpha Plant STG Auiliar Equipment Structure Connections JBP, GF & GE Connections	Drawing	7	Vendor	GEN-2	Approval	Drawing	10/30/2013
6007-PLN-AGE-25-54-4515	Mojave Solar Project. Alpha Plant STG Auiliar Equipment Structure Connections BCF Connections	Drawing	5	Vendor	GEN-2	Approval	Drawing	10/30/2013
6007-PLN-AGE-25-54-4519	Mojave Solar Project. Alpha Plant STG Auiliar Equipment Structure Connections Field Fix & Alternative Details	Drawing	1	Vendor	GEN-2	Approval	Drawing	10/30/2013
STG_Revision_List_N_Calcs_103013	Revision Letter	List	NA	Vendor	GEN-2	Approval	List	10/30/2013
6007-CAL-AGE-58-54-2345	MOJAVE SOLAR HTF FILTER ACCESS (ALPHA)	Calculation	2	Vendor	GEN-2	Approval	Calculation	10/31/2013
6007-PLN-AGE-58-54-2345	MOJAVE SOLAR PROJECT FIELD ALPHA HTF MAIN PUMPS AUXILIARY PLATFORMS. COVER SHEETS	Drawing	2	Vendor	GEN-2	Approval	Drawing	10/31/2013
6007-PLN-AGE-58-54-2346	MOJAVE SOLAR PROJECT ALPHA PLANT HTF MAIN PUMPS FILTERS AUXILIARY PLATFORMS. GENERAL NOTES	Drawing	3	Vendor	GEN-2	Approval	Drawing	10/31/2013
6007-PLN-AGE-58-54-2347	MOJAVE SOLAR PROJECT ALPHA PLANT HTF MAIN PUMPS FILTERS AUXILIARY PLATFORMS. PLATFORM 1. STR	Drawing	2	Vendor	GEN-2	Approval	Drawing	10/31/2013
6007-PLN-AGE-58-54-2348	MOJAVE SOLAR PROJECT ALPHA PLANT HTF MAIN PUMPS FILTERS AUXILIARY PLATFORMS. PLATFORM 1. STR	Drawing	2	Vendor	GEN-2	Approval	Drawing	10/31/2013
6007-PLN-AGE-58-54-2349	MOJAVE SOLAR PROJECT ALPHA PLANT HTF MAIN PUMPS FILTERS AUXILIARY PLATFORMS. PLATFORM 2. STR	Drawing	2	Vendor	GEN-2	Approval	Drawing	10/31/2013
6007-PLN-AGE-58-54-2350	MOJAVE SOLAR PROJECT ALPHA PLANT HTF MAIN PUMPS FILTERS AUXILIARY PLATFORMS. PLATFORM 2. STR	Drawing	2	Vendor	GEN-2	Approval	Drawing	10/31/2013
6007-PLN-AGE-58-54-2351	MOJAVE SOLAR PROJECT ALPHA PLANT HTF MAIN PUMPS FILTERS AUXILIARY PLATFORMS. PLATFORM 3. STR	Drawing	2	Vendor	GEN-2	Approval	Drawing	10/31/2013
6007-PLN-AGE-58-54-2352	MOJAVE SOLAR PROJECT ALPHA PLANT HTF MAIN PUMPS FILTERS AUXILIARY PLATFORMS. PLATFORM 3. STR	Drawing	2	Vendor	GEN-2	Approval	Drawing	10/31/2013
6007-PLN-AGE-58-54-2353	MOJAVE SOLAR PROJECT ALPHA PLANT HTF MAIN PUMPS FILTERS AUXILIARY PLATFORMS. PLATFORM 4. STR	Drawing	2	Vendor	GEN-2	Approval	Drawing	10/31/2013
6007-PLN-AGE-58-54-2354	MOJAVE SOLAR PROJECT ALPHA PLANT HTF MAIN PUMPS FILTERS AUXILIARY PLATFORMS. PLATFORM 4. STR	Drawing	2	Vendor	GEN-2	Approval	Drawing	10/31/2013
6007-PLN-AGE-58-54-2355	MOJAVE SOLAR PROJECT ALPHA PLANT HTF MAIN PUMPS FILTERS AUXILIARY PLATFORMS. PLATFORM 5. STR	Drawing	3	Vendor	GEN-2	Approval	Drawing	10/31/2013
6007-PLN-AGE-58-54-2356	MOJAVE SOLAR PROJECT ALPHA PLANT HTF MAIN PUMPS FILTERS AUXILIARY PLATFORMS. PLATFORM 5. STR	Drawing	3	Vendor	GEN-2	Approval	Drawing	10/31/2013
6007-PLN-AGE-58-54-2357	MOJAVE SOLAR PROJECT ALPHA PLANT HTF MAIN PUMPS FILTERS AUXILIARY PLATFORMS. CONNECTION DET	Drawing	2	Vendor	GEN-2	Approval	Drawing	10/31/2013
6007-PLN-AGE-58-54-2358	MOJAVE SOLAR PROJECT ALPHA PLANT HTF MAIN PUMPS FILTERS AUXILIARY PLATFORMS. CONNECTION DET	Drawing	2	Vendor	GEN-2	Approval	Drawing	10/31/2013
6007-PLN-AGE-58-54-2359	MOJAVE SOLAR PROJECT ALPHA PLANT HTF MAIN PUMPS FILTERS AUXILIARY PLATFORMS. CONNECTION DET	Drawing	3	Vendor	GEN-2	Approval	Drawing	10/31/2013

6007-PLN-AGE-58-54-2360	MOJAVE SOLAR PROJECT ALPHA PLANT HTF MAIN PUMPS FILTERS AUXILIARY PLATFORMS. CONNECTION DET	Drawing	3	Vendor	GEN-2	Approval	Drawing	10/31/2013
6007-CAL-AGE-58-54-6345	MOJAVE SOLAR PROJECT ALPHA PLANT HTF MAIN PUMPS FILTERS AUXILIARY PLATFORMS. CONNECTION DET	Calculation	2	Vendor	GEN-2	Approval	Calculation	10/31/2013
6007-PLN-AGE-58-54-6345	MOJAVE SOLAR PROJECT FIELD BETA HTF MAIN PUMPS FILTERS AUXILIARY PLATFORMS. COVER SHEETS	Drawing	2	Vendor	GEN-2	Approval	Drawing	10/31/2013
6007-PLN-AGE-58-54-6346	MOJAVE SOLAR PROJECT BETA PLANT HTF MAIN PUMPS FILTERS AUXILIARY PLATFORMS. GENERAL NOTES	Drawing	3	Vendor	GEN-2	Approval	Drawing	10/31/2013
6007-PLN-AGE-58-54-6347	MOJAVE SOLAR PROJECT BETA PLANT HTF MAIN PUMPS FILTERS AUXILIARY PLATFORMS. PLATFORM 1. STRU	Drawing	2	Vendor	GEN-2	Approval	Drawing	10/31/2013
6007-PLN-AGE-58-54-6348	MOJAVE SOLAR PROJECT BETA PLANT HTF MAIN PUMPS FILTERS AUXILIARY PLATFORMS. PLATFORM 1. STRU	Drawing	2	Vendor	GEN-2	Approval	Drawing	10/31/2013
6007-PLN-AGE-58-54-6349	MOJAVE SOLAR PROJECT BETA PLANT HTF MAIN PUMPS FILTERS AUXILIARY PLATFORMS. PLATFORM 2. STRU	Drawing	2	Vendor	GEN-2	Approval	Drawing	10/31/2013
6007-PLN-AGE-58-54-6350	MOJAVE SOLAR PROJECT BETA PLANT HTF MAIN PUMPS FILTERS AUXILIARY PLATFORMS. PLATFORM 2. STRU	Drawing	2	Vendor	GEN-2	Approval	Drawing	10/31/2013
6007-PLN-AGE-58-54-6351	MOJAVE SOLAR PROJECT BETA PLANT HTF MAIN PUMPS FILTERS AUXILIARY PLATFORMS. PLATFORM 3. STRU	Drawing	2	Vendor	GEN-2	Approval	Drawing	10/31/2013
6007-PLN-AGE-58-54-6352	MOJAVE SOLAR PROJECT BETA PLANT HTF MAIN PUMPS FILTERS AUXILIARY PLATFORMS. PLATFORM 3. STRU	Drawing	2	Vendor	GEN-2	Approval	Drawing	10/31/2013
6007-PLN-AGE-58-54-6353	MOJAVE SOLAR PROJECT BETA PLANT HTF MAIN PUMPS FILTERS AUXILIARY PLATFORMS. PLATFORM 4. STRU	Drawing	2	Vendor	GEN-2	Approval	Drawing	10/31/2013
6007-PLN-AGE-58-54-6354	MOJAVE SOLAR PROJECT BETA PLANT HTF MAIN PUMPS FILTERS AUXILIARY PLATFORMS. PLATFORM 4. STRU	Drawing	2	Vendor	GEN-2	Approval	Drawing	10/31/2013
6007-PLN-AGE-58-54-6355	MOJAVE SOLAR PROJECT BETA PLANT HTF MAIN PUMPS FILTERS AUXILIARY PLATFORMS. PLATFORM 5. STRU	Drawing	3	Vendor	GEN-2	Approval	Drawing	10/31/2013
6007-PLN-AGE-58-54-6356	MOJAVE SOLAR PROJECT BETA PLANT HTF MAIN PUMPS FILTERS AUXILIARY PLATFORMS. PLATFORM 5. STRU	Drawing	3	Vendor	GEN-2	Approval	Drawing	10/31/2013
6007-PLN-AGE-58-54-6357	MOJAVE SOLAR PROJECT BETA PLANT HTF MAIN PUMPS FILTERS AUXILIARY PLATFORMS. CONNECTION DETA	Drawing	2	Vendor	GEN-2	Approval	Drawing	10/31/2013
6007-PLN-AGE-58-54-6358	MOJAVE SOLAR PROJECT BETA PLANT HTF MAIN PUMPS FILTERS AUXILIARY PLATFORMS. CONNECTION DETA	Drawing	2	Vendor	GEN-2	Approval	Drawing	10/31/2013
6007-PLN-AGE-58-54-6359	MOJAVE SOLAR PROJECT BETA PLANT HTF MAIN PUMPS FILTERS AUXILIARY PLATFORMS. CONNECTION DETA	Drawing	3	Vendor	GEN-2	Approval	Drawing	10/31/2013
6007-PLN-AGE-58-54-6360	MOJAVE SOLAR PROJECT BETA PLANT HTF MAIN PUMPS FILTERS AUXILIARY PLATFORMS. CONNECTION DETA	Drawing	3	Vendor	GEN-2	Approval	Drawing	10/31/2013
0801 PCR 131015	Revision Letter	Revision Letter	NA	Vendor	GEN-2	Approval	Revision Letter	10/31/2013
6007-PLN-SFP-15-81-G001	Alpha & Beta Site Fire Protection cover sheet	Drawing	3	Vendor	GEN-2	Approval	Drawing	11/1/2013
6007-PLN-SFP-15-81-G002	Alpha Site Fire Protection zone Areas & design criteria	Drawing	2	Vendor	GEN-2	Approval	Drawing	11/1/2013
6007-PLN-SFP-15-81-G003	Alpha Site Fire Protection Alpha hydraulic node plan	Drawing	3	Vendor	GEN-2	Approval	Drawing	11/1/2013
6007-PLN-SFP-15-81-G004	Beta Site Fire Protection zone Areas & design criteria	Drawing	2	Vendor	GEN-2	Approval	Drawing	11/1/2013
6007-PLN-SFP-15-81-G005	Alpha Site Fire Protection Alpha hydraulic node plan	Drawing	3	Vendor	GEN-2	Approval	Drawing	11/1/2013
6007-CAL-SFP-15-81-H006	Alpha HTF Rack Hydraulic Calculations	Calculation	0	Vendor	GEN-2	Approval	Calculation	11/1/2013
6007-CAL-SFP-15-81-H106	Beta HTF Rack Hydraulic Calculations	Calculation	0	Vendor	GEN-2	Approval	Calculation	11/1/2013
6007-CAL-SFP-15-81-S006	Alpha-Beta HTF Rack Seismic calculation	Calculation	0	Vendor	GEN-2	Approval	Calculation	11/1/2013
6007-HDD-SFP-15-81-0006	Alpha-Beta Sprinkler and Nozzle Data sheets	Revision Letter	0	Vendor	GEN-2	Approval	Revision Letter	11/1/2013
6007-PLN-SFP-15-81-D002	Alpha & Beta Site Fire Protection Above Ground Details	Drawing	2	Vendor	GEN-2	Approval	Drawing	11/1/2013
6007-PLN-SFP-15-81-F024	Alpha Site Fire Protection HTF Rack-1 Structure protection	Drawing	0	Vendor	GEN-2	Approval	Drawing	11/1/2013
6007-PLN-SFP-15-81-F025	Alpha Site Fire Protection HTF Rack-1 Rack	Drawing	0	Vendor	GEN-2	Approval	Drawing	11/1/2013
6007-PLN-SFP-15-81-F026	Alpha Site Fire Protection HTF-2 Rack South steel protection	Drawing	0	Vendor	GEN-2	Approval	Drawing	11/1/2013
6007-PLN-SFP-15-81-F027	Alpha Site Fire Protection HTF-2 Rack North steel protection	Drawing	0	Vendor	GEN-2	Approval	Drawing	11/1/2013
6007-PLN-SFP-15-81-F028	Alpha Site Fire Protection HTF-2 Rack Sprinklers	Drawing	0	Vendor	GEN-2	Approval	Drawing	11/1/2013
6007-PLN-SFP-15-81-F124	Beta Site Fire Protection HTF Rack-1 Structure protection	Drawing	0	Vendor	GEN-2	Approval	Drawing	11/1/2013
6007-PLN-SFP-15-81-F125	Beta Site Fire Protection HTF Rack-1 Rack	Drawing	0	Vendor	GEN-2	Approval	Drawing	11/1/2013
6007-PLN-SFP-15-81-F126	Beta Site Fire Protection HTF-2 Rack South steel protection	Drawing	0	Vendor	GEN-2	Approval	Drawing	11/1/2013
6007-PLN-SFP-15-81-F127	Beta Site Fire Protection HTF-2 Rack North steel protection	Drawing	0	Vendor	GEN-2	Approval	Drawing	11/1/2013
6007-PLN-SFP-15-81-F128	Beta Site Fire Protection HTF-2 Rack Sprinklers	Drawing	0	Vendor	GEN-2	Approval	Drawing	11/1/2013
6007-PLN-LEF-12-62-0080	Permeate water tank drawings	Drawing	5	Vendor	GEN-2	Approval	Drawing	11/12/2013
6007-PLN-LEF-12-62-0250	Softening tank detail drawings	Drawing	3	Vendor	GEN-2	Approval	Drawing	11/12/2013
6007-PLN-LEF-12-62-0280	Ultrafiltered water tank detail drawings	Drawing	3	Vendor	GEN-2	Approval	Drawing	11/12/2013
6007-PLN-LEF-12-62-0318	Physical-Chemical tank detail drawings	Drawing	4	Vendor	GEN-2	Approval	Drawing	11/12/2013
6007-PLN-LEF-12-62-0319	Physical-Chemical tank detail drawings	Drawing	4	Vendor	GEN-2	Approval	Drawing	11/12/2013
6007-PLN-LEF-12-62-0322	Lamellar settling detail drawings	Drawing	1	Vendor	GEN-2	Approval	Drawing	11/12/2013
6007-PLN-LEF-12-62-0342	Thickener detail drawings	Drawing	4	Vendor	GEN-2	Approval	Drawing	11/12/2013
6007-PLN-LEF-12-62-0350	Clarified water tank detail drawings	Drawing	10	Vendor	GEN-2	Approval	Drawing	11/12/2013
6007-PLN-LEF-12-62-0386	Filter press skids detail drawings	Drawing	5	Vendor	GEN-2	Approval	Drawing	11/12/2013
6007-PLN-LEF-12-62-0392	Sodium carbonate storage skid detail drawings	Drawing	1	Vendor	GEN-2	Approval	Drawing	11/12/2013
6007-PLN-LEF-12-62-0412	Magnesium sulphate storage mix and delivery system skid detail drawing	Drawing	1	Vendor	GEN-2	Approval	Drawing	11/12/2013
6007-PLN-LEF-12-62-0432	Lime storage detail drawings	Drawing	1	Vendor	GEN-2	Approval	Drawing	11/12/2013
6007-PLN-LEF-12-62-0452	Carbon Dioxide storage tank and dosing details drawings	Drawing	3	Vendor	GEN-2	Approval	Drawing	11/12/2013
6007-CAL-LEF-12-54-0003	Skids Structural Calculations	Calculation	3	Vendor	41590	Approval	Calculation	11/12/2013
6007-CAL-LEF-12-54-0004	Rack Structural Calculations	Calculation	4	Vendor	41590	Approval	Calculation	11/12/2013
6007-PLN-LEF-12-54-0021	Geometric Definition of Rac Plan Detail Drawings	Drawing	5	Vendor	GEN-2	Approval	Drawing	11/12/2013
6007-PLN-LEF-12-54-0022	Geometric Definition of Outdoor Rac Plan Detail Drawings	Drawing	3	Vendor	GEN-2	Approval	Drawing	11/12/2013
6007-PLN-LEF-12-54-0031	Geometric Definition of Rac Elevations	Drawing	5	Vendor	GEN-2	Approval	Drawing	11/12/2013
6007-PLN-LEF-12-54-0032	Geometric Definition of Rac Elevations	Drawing	5	Vendor	GEN-2	Approval	Drawing	11/12/2013
6007-PLN-LEF-12-54-0033	Geometric Definition of Rac Elevations	Drawing	5	Vendor	GEN-2	Approval	Drawing	11/12/2013
6007-PLN-LEF-12-54-0034	Geometric Definition of Rac Elevations	Drawing	5	Vendor	GEN-2	Approval	Drawing	11/12/2013
6007-PLN-LEF-12-54-0035	Geometric Definition of Rac Elevations	Drawing	5	Vendor	GEN-2	Approval	Drawing	11/12/2013
6007-PLN-LEF-12-54-0036	Geometric Definition of Outdoor Rac Elevations	Drawing	3	Vendor	GEN-2	Approval	Drawing	11/12/2013
6007-PLN-LEF-12-54-0037	Geometric Definition of Outdoor Rac Elevations	Drawing	3	Vendor	GEN-2	Approval	Drawing	11/12/2013
6007-PLN-LEF-12-54-0038	Geometric Definition of Outdoor Rac Elevations	Drawing	3	Vendor	GEN-2	Approval	Drawing	11/12/2013
6007-PLN-LEF-12-54-0039	Geometric Definition of Outdoor Rac Elevations	Drawing	4	Vendor	GEN-2	Approval	Drawing	11/12/2013
6007-PLN-LEF-12-54-0041	Geometric Definition of Rack Sections	Drawing	6	Vendor	GEN-2	Approval	Drawing	11/12/2013
6007-PLN-LEF-12-54-0042	Geometric Definition of Rack Sections	Drawing	6	Vendor	GEN-2	Approval	Drawing	11/12/2013
6007-PLN-LEF-12-54-0043	Geometric Definition of Outdoor Rack Sections	Drawing	4	Vendor	GEN-2	Approval	Drawing	11/12/2013
6007-PLN-LEF-12-54-0051	Geometric Definition of Rac Details of Construction	Drawing	4	Vendor	GEN-2	Approval	Drawing	11/12/2013
6007-PLN-LEF-12-54-0052	Geometric Definition of Rac Details of Construction	Drawing	3	Vendor	GEN-2	Approval	Drawing	11/12/2013
6007-PLN-LEF-12-54-0053	Geometric Definition of Rac Details of Construction	Drawing	1	Vendor	GEN-2	Approval	Drawing	11/12/2013
6007-PLN-LEF-12-62-0011	Potable treatment RO skids detail drawings	Drawing	8	Vendor	GEN-2	Approval	Drawing	11/12/2013
6007-PLN-LEF-12-62-0012	Potable treatment RO skids detail drawings	Drawing	8	Vendor	GEN-2	Approval	Drawing	11/12/2013
6007-PLN-LEF-12-62-0013	Potable treatment RO skids detail drawings	Drawing	1	Vendor	GEN-2	Approval	Drawing	11/12/2013
6007-PLN-LEF-12-62-0014	Potable treatment RO skids detail drawings	Drawing	1	Vendor	GEN-2	Approval	Drawing	11/12/2013
6007-PLN-LEF-12-62-0021	Primary RO cartridges skids detail drawings	Drawing	4	Vendor	GEN-2	Approval	Drawing	11/12/2013
6007-PLN-LEF-12-62-0022	Primary RO cartridges skids detail drawings	Drawing	4	Vendor	GEN-2	Approval	Drawing	11/12/2013
6007-PLN-LEF-12-62-0023	Primary RO cartridges skids detail drawings	Drawing	4	Vendor	GEN-2	Approval	Drawing	11/12/2013
6007-PLN-LEF-12-62-0031	Primary RO skids unit A detail drawings	Drawing	7	Vendor	GEN-2	Approval	Drawing	11/12/2013
6007-PLN-LEF-12-62-0032	Primary RO skids unit A detail drawings	Drawing	7	Vendor	GEN-2	Approval	Drawing	11/12/2013
6007-PLN-LEF-12-62-0033	Primary RO skids unit B detail drawings	Drawing	7	Vendor	GEN-2	Approval	Drawing	11/12/2013
6007-PLN-LEF-12-62-0034	Primary RO skids unit B detail drawings	Drawing	7	Vendor	GEN-2	Approval	Drawing	11/12/2013
6007-PLN-LEF-12-62-0035	Primary RO skids unit C detail drawings	Drawing	7	Vendor	GEN-2	Approval	Drawing	11/12/2013
6007-PLN-LEF-12-62-0036	Primary RO skids unit C detail drawings	Drawing	7	Vendor	GEN-2	Approval	Drawing	11/12/2013
6007-PLN-LEF-12-62-0037	Primary RO skids unit D detail drawings	Drawing	7	Vendor	GEN-2	Approval	Drawing	11/12/2013
6007-PLN-LEF-12-62-0038	Primary RO skids unit D detail drawings	Drawing	7	Vendor	GEN-2	Approval	Drawing	11/12/2013
6007-PLN-LEF-12-62-0041	Mirror RO skids detail drawings	Drawing	8	Vendor	GEN-2	Approval	Drawing	11/12/2013
6007-PLN-LEF-12-62-0042	Mirror RO skids detail drawings	Drawing	8	Vendor	GEN-2	Approval	Drawing	11/12/2013
6007-PLN-LEF-12-62-0043	Mirror RO skids detail drawings	Drawing	3	Vendor	GEN-2	Approval	Drawing	11/12/2013
6007-PLN-LEF-12-62-0044	Mirror RO skids detail drawings	Drawing	2	Vendor	GEN-2	Approval	Drawing	11/12/2013
6007-PLN-LEF-12-62-0061	Group of pressure flushing skid detail drawings	Drawing	4	Vendor	GEN-2	Approval	Drawing	11/12/2013
6007-PLN-LEF-12-62-0062	Group of pressure flushing skid detail drawings	Drawing	4	Vendor	GEN-2	Approval	Drawing	11/12/2013
6007-PLN-LEF-12-62-0063	Group of pressure flushing skid detail drawings	Drawing	5	Vendor	GEN-2	Approval	Drawing	11/12/2013
6007-PLN-LEF-12-62-0064	Group of pressure flushing skid detail drawings	Drawing	4	Vendor	GEN-2	Approval	Drawing	11/12/2013
6007-PLN-LEF-12-62-0071	Cartridges & feed pumps Mirror RO skid detail drawings	Drawing	4	Vendor	GEN-2	Approval	Drawing	11/12/2013
6007-PLN-LEF-12-62-0072	Cartridges & feed pumps Mirror RO skid detail drawings	Drawing	4	Vendor	GEN-2	Approval	Drawing	11/12/2013
6007-PLN-LEF-12-62-0091	Polishing exchangers mixed bed polishers	Drawing	3	Vendor	GEN-2	Approval	Drawing	11/12/2013
6007-PLN-LEF-12-62-0092	Polishing exchangers mixed bed polishers	Drawing	3	Vendor	GEN-2	Approval	Drawing	11/12/2013
6007-PLN-LEF-12-62-0101	Feed pumps MB system skid detail drawings	Drawing	4	Vendor	GEN-2	Approval	Drawing	11/12/2013
6007-PLN-LEF-12-62-0102	Feed pumps MB system skid detail drawings	Drawing	3	Vendor	GEN-2	Approval	Drawing	11/12/2013
6007-PLN-LEF-12-62-0103	Feed pumps MB system skid detail drawings	Drawing	2	Vendor	GEN-2	Approval	Drawing	11/12/2013
6007-PLN-LEF-12-62-0110	Potable water tank drawings	Drawing	10	Vendor	GEN-2	Approval	Drawing	11/12/2013
6007-PLN-LEF-12-62-0121	Recirculation pumps & group pressure skids detail drawings	Drawing	6	Vendor	GEN-2	Approval	Drawing	11/12/2013
6007-PLN-LEF-12-62-0122	Recirculation pumps & group pressure skids detail drawings	Drawing	5	Vendor	GEN-2	Approval	Drawing	11/12/2013
6007-PLN-LEF-12-62-0123	Recirculation pumps & group pressure skids detail drawings	Drawing	5	Vendor	GEN-2	Approval	Drawing	11/12/2013
6007-PLN-LEF-12-62-0124	Recirculation pumps & group pressure skids detail drawings	Drawing	4	Vendor	GEN-2	Approval	Drawing	11/12/2013
6007-PLN-LEF-12-62-0141	Clarified pumps and filters of UF skids detail drawings	Drawing	3	Vendor	GEN-2	Approval	Drawing	11/12/2013
6007-PLN-LEF-12-62-0142	Clarified pumps and filters of UF skids detail drawings	Drawing	2	Vendor	GEN-2	Approval	Drawing	11/12/2013
6007-PLN-LEF-12-62-0143	Clarified pumps and filters of UF skids detail drawings	Drawing	2	Vendor	GEN-2	Approval	Drawing	11/12/2013
6007-PLN-LEF-12-62-0144	Clarified pumps and filters of UF skids detail drawings	Drawing	3	Vendor	GEN-2	Approval	Drawing	11/12/2013
6007-PLN-LEF-12-62-0151	Screws pumps skids detail drawings	Drawing	3	Vendor	GEN-2	Approval	Drawing	11/12/2013
6007-PLN-LEF-12-62-0152	Screws pumps skids detail drawings	Drawing	2	Vendor	GEN-2	Approval	Drawing	11/12/2013
6007-PLN-LEF-12-62-0161	CIP Ultrafiltration (Acid) skids detail drawings	Drawing	3	Vendor	GEN-2	Approval	Drawing	11/12/2013
6007-PLN-LEF-12-62-0162	CIP Ultrafiltration (Acid) skids detail drawings	Drawing	3	Vendor	GEN-2	Approval	Drawing	11/12/2013
6007-PLN-LEF-12-62-0163	CIP Ultrafiltration (Acid) skids detail drawings	Drawing	3	Vendor	GEN-2	Approval	Drawing	11/12/2013
6007-PLN-LEF-12-62-0171	CIP Ultrafiltration (Alcaline) skids detail drawings	Drawing	4	Vendor	GEN-2	Approval	Drawing	11/12/2013
6007-PLN-LEF-12-62-0172	CIP Ultrafiltration (Alcaline) skids detail drawings	Drawing	3	Vendor	GEN-2	Approval	Drawing	11/12/2013
6007-PLN-LEF-12-62-0173	CIP Ultrafiltration (Alcaline) skids detail drawings	Drawing	3	Vendor	GEN-2	Approval	Drawing	11/12/2013
6007-PLN-LEF-12-62-0181	Pumps softening to P-C skid detail drawings	Drawing	3	Vendor	GEN-2	Approval	Drawing	11/12/2013
6007-PLN-LEF-12-62-0182	Pumps softening to P-C skid detail drawings	Drawing	2	Vendor	GEN-2	Approval	Drawing	11/12/2013
6007-PLN-LEF-12-62-0191	Feed pumps concentration RO & backwash pumps UF skids detail drawings	Drawing	3	Vendor	GEN-2	Approval	Drawing	11/12/2013
6007-PLN-LEF-12-62-0192	Feed pumps concentration RO & backwash pumps UF skids detail drawings	Drawing	5	Vendor	GEN-2	Approval	Drawing	11/12/2013
6007-PLN-LEF-12-62-0201	Cartridge filters concentrate RO pumps	Drawing	4	Vendor	GEN-2	Approval	Drawing	11/12/2013
6007-PLN-LEF-12-62-0202	Cartridge filters concentrate RO pumps	Drawing	5	Vendor	GEN-2	Approval	Drawing	11/12/2013
6007-PLN-LEF-12-62-0211	CIP system (acid) concentration RO skids detail drawings	Drawing	5	Vendor	GEN-2	Approval	Drawing	11/12/2013
6007-PLN-LEF-12-62-00212	CIP system (acid) concentration RO skids detail drawings	Drawing	5	Vendor	GEN-2	Approval	Drawing	11/12/2013
6007-PLN-LEF-12-62-0221	CIP system (alcaline) concentration RO skids detail drawings	Drawing	4	Vendor	GEN-2	Approval	Drawing	11/12/2013
6007-PLN-LEF-12-62-0222	CIP system (alcaline) concentration RO skids detail drawings	Drawing	5	Vendor	GEN-2	Approval	Drawing	11/12/2013
6007-PLN-LEF-12-62-0231	CIP system RO's skids skid detail drawings	Drawing	6	Vendor	GEN-2	Approval	Drawing	11/12/2013
6007-PLN-LEF-12-62-0232	CIP system RO's skids skid detail drawings	Drawing	6	Vendor	GEN-2	Approval	Drawing	11/12/2013
6007-PLN-LEF-12-62-0233	CIP system RO's skids skid detail drawings	Drawing	4	Vendor	GEN-2	Approval	Drawing	11/12/2013
6007-PLN-LEF-12-62-0234	CIP system RO's skids skid detail drawings	Drawing	4	Vendor	GEN-2	Approval	Drawing	11/12/2013
6007-PLN-LEF-12-62-0241	Oil separator system skids detail drawings	Drawing	4	Vendor	GEN-2	Approval	Drawing	11/12/2013
6007-PLN-LEF-12-62-0242	Oil separator system skids detail drawings	Drawing	3	Vendor	GEN-2	Approval	Drawing	11/12/2013
6007-PLN-LEF-12-62-0243	Oil separator system skids detail drawings	Drawing	1	Vendor	GEN-2	Approval	Drawing	11/12/2013
6007-PLN-LEF-12-62-0244	Oil separator system skids detail drawings	Drawing	1	Vendor	GEN-2	Approval	Drawing	11/12/2013
6007-PLN-LEF-12-62-0260	Waste water tank skids detail drawings	Drawing	13	Vendor	GEN-2	Approval	Drawing	11/12/2013
6007-PLN-LEF-12-62-0271	Pumps to ponds skids detail drawings	Drawing	4	Vendor	GEN-2	Approval	Drawing	11/12/2013
6007-PLN-LEF-12-62-0272	Pumps to ponds skids detail drawings	Drawing	4	Vendor	GEN-2	Approval	Drawing	11/12/2013
6007-PLN-LEF-12-62-0290	Waste oil storage tank detail drawings	Drawing	7	Vendor	GEN-2	Approval	Drawing	11/12/2013
6007-PLN-LEF-12-62-0301	Oil separator pumps skid detail drawings	Drawing	3	Vendor	GEN-2	Approval	Drawing	11/12/2013
6007-PLN-LEF-12-62-0302	Oil separator pumps skid detail drawings	Drawing	3	Vendor	GEN-2	Approval	Drawing	11/12/2013
6007-PLN-LEF-12-62-0331	1st Clarified water pumps skid detail drawings	Drawing	4	Vendor	GEN-2	Approval	Drawing	11/12/2013
6007-PLN-LEF-12-62-0332	1st Clarified water pumps skid detail drawings	Drawing	3	Vendor	GEN-2	Approval	Drawing	11/12/2013
6007-PLN-LEF-12-62-0360	Drained water tank detail drawings	Drawing	10	Vendor	GEN-2	Approval	Drawing	11/12/2013
6007-PLN-LEF-12-62-0371	Filtrate recycle pumps detail drawings	Drawing	3	Vendor	GEN-2	Approval	Drawing	11/12/2013
6007-PLN-LEF-12-62-0372	Filtrate recycle pumps detail drawings	Drawing	5	Vendor	GEN-2	Approval	Drawing	11/12/2013
6007-PLN-LEF-12-62-0401	Sodium carbonate storage, skid detail drawings	Drawing	3	Vendor	GEN-2	Approval	Drawing	11/12/2013
6007-PLN-LEF-12-62-0402	Sodium carbonate storage, skid detail drawings	Drawing	2	Vendor	GEN-2	Approval	Drawing	11/12/2013
6007-PLN-LEF-12-62-0421	Magnesium sulphate storage, mix and delivery system Skid detail drawings	Drawing	3	Vendor	GEN-2	Approval	Drawing	11/12/2013
6007-PLN-LEF-12-62-0422	Magnesium sulphate storage, mix and delivery system Skid detail drawings	Drawing	2	Vendor	GEN-2	Approval	Drawing	11/12/2013
6007-PLN-LEF-12-62-0441	Lime storage skid detail drawings	Drawing	3	Vendor	GEN-2	Approval	Drawing	11/12/2013
6007-PLN-LEF-12-62-0442	Lime storage skid detail drawings	Drawing	2	Vendor	GEN-2	Approval	Drawing	11/12/2013
6007-PLN-LEF-12-62-0460	Hypochlorite Storage tank chemical detail drawings	Drawing	14	Vendor	GEN-2	Approval	Drawing	11/12/2013
6007-PLN-LEF-12-62-0471	Hypochlorite Chemical load pump & Dosing chemicals pumps detail drawings	Drawing	8	Vendor	GEN-2	Approval	Drawing	11/12/2013
6007-PLN-LEF-12-62-0472	Hypochlorite Chemical load pump & Dosing chemicals pumps detail drawings	Drawing	3	Vendor	GEN-2	Approval	Drawing	11/12/2013
6007-PLN-LEF-12-62-0480	Soda Storage tank chemical detail drawings	Drawing	7	Vendor	GEN-2	Approval	Drawing	11/12/2013
6007-PLN-LEF-12-62-0491	Soda Chemical load pump & Dosing chemicals pumps detail drawings	Drawing	6	Vendor	GEN-2	Approval	Drawing	11/12/2013

6007-PLN-LEF-12-62-0492	Soda Chemical load pump & Dosing chemicals pumps detail drawings	Drawing	5	Vendor	GEN-2	Approval	Drawing	11/12/2013
6007-PLN-LEF-12-62-0493	Soda Chemical load pump & Dosing chemicals pumps detail drawings	Drawing	4	Vendor	GEN-2	Approval	Drawing	11/12/2013
6007-PLN-LEF-12-62-0500	Antifouling Storage tank chemical detail drawings	Drawing	11	Vendor	GEN-2	Approval	Drawing	11/12/2013
6007-PLN-LEF-12-62-0511	Antifouling Chemical load pump & Dosing chemicals pumps detail drawings	Drawing	7	Vendor	GEN-2	Approval	Drawing	11/12/2013
6007-PLN-LEF-12-62-0512	Antifouling Chemical load pump & Dosing chemicals pumps detail drawings	Drawing	3	Vendor	GEN-2	Approval	Drawing	11/12/2013
6007-PLN-LEF-12-62-0520	Sulfuric Acid Storage tank chemical detail drawings	Drawing	12	Vendor	GEN-2	Approval	Drawing	11/12/2013
6007-PLN-LEF-12-62-0531	Sulfuric Acid Chemical load pump & Dosing chemicals pumps detail drawings	Drawing	7	Vendor	GEN-2	Approval	Drawing	11/12/2013
6007-PLN-LEF-12-62-0532	Sulfuric Acid Chemical load pump & Dosing chemicals pumps detail drawings	Drawing	3	Vendor	GEN-2	Approval	Drawing	11/12/2013
6007-PLN-LEF-12-62-0533	Sulfuric Acid Chemical load pump & Dosing chemicals pumps detail drawings	Drawing	3	Vendor	GEN-2	Approval	Drawing	11/12/2013
6007-PLN-LEF-12-62-0540	Ferric Chloride storage tank	Drawing	6	Vendor	GEN-2	Approval	Drawing	11/12/2013
6007-PLN-LEF-12-62-0551	Ferric Chloride Chemical load pump & Dosing chemicals pumps detail drawings	Drawing	3	Vendor	GEN-2	Approval	Drawing	11/12/2013
6007-PLN-LEF-12-62-0552	Ferric Chloride Chemical load pump & Dosing chemicals pumps detail drawings	Drawing	3	Vendor	GEN-2	Approval	Drawing	11/12/2013
6007-PLN-LEF-12-62-0560	Bisulfite storage tank detail drawings	Drawing	10	Vendor	GEN-2	Approval	Drawing	11/12/2013
6007-PLN-LEF-12-62-0571	Bisulfite Chemical load pump & Dosing chemicals pumps detail drawings	Drawing	7	Vendor	GEN-2	Approval	Drawing	11/12/2013
6007-PLN-LEF-12-62-0572	Bisulfite Chemical load pump & Dosing chemicals pumps detail drawings	Drawing	3	Vendor	GEN-2	Approval	Drawing	11/12/2013
6007-PLN-LEF-12-62-0580	Polyelectrolyte storage tank detail drawings	Drawing	8	Vendor	GEN-2	Approval	Drawing	11/12/2013
6007-PLN-LEF-12-62-0591	Polyelectrolyte Chemical load pump & Dosing chemicals pumps detail drawings	Drawing	4	Vendor	GEN-2	Approval	Drawing	11/12/2013
6007-PLN-LEF-12-62-0592	Polyelectrolyte Chemical load pump & Dosing chemicals pumps detail drawings	Drawing	2	Vendor	GEN-2	Approval	Drawing	11/12/2013
6007-PLN-LEF-12-62-0601	Polyelectrolyte mixing tank and Chemical Pumps detail drawings	Drawing	4	Vendor	GEN-2	Approval	Drawing	11/12/2013
6007-PLN-LEF-12-62-0602	Polyelectrolyte mixing tank and Dosing chemical pumps detail drawings	Drawing	4	Vendor	GEN-2	Approval	Drawing	11/12/2013
6007-PLN-LEF-12-62-0603	Polyelecrolyte mixing tank and Dosing chemical pumps detail drawings	Drawing	3	Vendor	GEN-2	Approval	Drawing	11/12/2013
6007-PLN-LEF-12-62-0604	Flocculant mixing tank Dosing chemical pumps SK 5010 detail drawings	Drawing	1	Vendor	GEN-2	Approval	Drawing	11/12/2013
6007-PLN-LEF-12-62-0611	Feed pump press filter skid detail drawing	Drawing	4	Vendor	GEN-2	Approval	Drawing	11/12/2013
6007-PLN-LEF-12-62-0612	Feed pump press filter skid detail drawings	Drawing	4	Vendor	GEN-2	Approval	Drawing	11/12/2013
6007-PLN-LEF-12-62-0621	Feed pump Potable RO skid detail drawings	Drawing	7	Vendor	GEN-2	Approval	Drawing	11/12/2013
6007-PLN-LEF-12-62-0622	Feed pump Potable RO skid detail drawings	Drawing	4	Vendor	GEN-2	Approval	Drawing	11/12/2013
6007-PLN-LEF-12-62-0631	Feed pump Primary RO skid detail drawings	Drawing	5	Vendor	GEN-2	Approval	Drawing	11/12/2013
6007-PLN-LEF-12-62-0632	Feed pump Primary RO skid detail drawings	Drawing	3	Vendor	GEN-2	Approval	Drawing	11/12/2013
6007-PLN-LEF-12-62-0633	Feed pump Primary RO skid detail drawings	Drawing	4	Vendor	GEN-2	Approval	Drawing	11/12/2013
6007-PLN-LEF-12-62-0641	Recirculation pump X-MP-491 skid detail drawings	Drawing	7	Vendor	GEN-2	Approval	Drawing	11/12/2013
6007-PLN-LEF-12-62-0642	Recirculation pump X-MP-491 skid detail drawings	Drawing	4	Vendor	GEN-2	Approval	Drawing	11/12/2013
6007-PLN-LEF-12-62-0643	Recirculation pump X-MP-491 skid detail drawings	Drawing	4	Vendor	GEN-2	Approval	Drawing	11/12/2013
6007-PLN-LEF-12-62-0644	Recirculation pump X-MP-491 skid detail drawings	Drawing	4	Vendor	GEN-2	Approval	Drawing	11/12/2013
6007-PLN-LEF-12-62-0661	Cooling Tower Blowdown pumps skid detail drawings	Drawing	3	Vendor	GEN-2	Approval	Drawing	11/12/2013
6007-PLN-LEF-12-62-0662	Cooling Tower Blowdown pumps skid detail drawings	Drawing	5	Vendor	GEN-2	Approval	Drawing	11/12/2013
6007-PLN-LEF-12-62-0670	1st Clarified water tank detail drawings	Drawing	9	Vendor	GEN-2	Approval	Drawing	11/12/2013
6007-PLN-LEF-12-62-0691	Pumps to water oil separator skid detail drawing	Drawing	2	Vendor	GEN-2	Approval	Drawing	11/12/2013
6007-PLN-LEF-12-62-0692	Pumps to water oil separator skid detail drawing	Drawing	1	Vendor	GEN-2	Approval	Drawing	11/12/2013
6007-PLN-LEF-12-62-1301	Ultrafiltration system skids detail drawings UF A/B	Drawing	4	Vendor	GEN-2	Approval	Drawing	11/12/2013
6007-PLN-LEF-12-62-1302	Ultrafiltration system skids detail drawings UF A/B	Drawing	2	Vendor	GEN-2	Approval	Drawing	11/12/2013
6007-PLN-LEF-12-62-1303	Ultrafiltration system skids detail drawings UF A/B	Drawing	6	Vendor	GEN-2	Approval	Drawing	11/12/2013
6007-PLN-LEF-12-62-1304	Ultrafiltration system skids detail drawings UF C/D	Drawing	4	Vendor	GEN-2	Approval	Drawing	11/12/2013
6007-PLN-LEF-12-62-1305	Ultrafiltration system skids detail drawings UF C/D	Drawing	2	Vendor	GEN-2	Approval	Drawing	11/12/2013
6007-PLN-LEF-12-62-1306	Ultrafiltration system skids detail drawings UF C/D	Drawing	5	Vendor	GEN-2	Approval	Drawing	11/12/2013
6007-PLN-LEF-12-62-1307	Ultrafiltration system skids detail drawings UF E/F	Drawing	4	Vendor	GEN-2	Approval	Drawing	11/12/2013
6007-PLN-LEF-12-62-1308	Ultrafiltration system skids detail drawings UF E/F	Drawing	2	Vendor	GEN-2	Approval	Drawing	11/12/2013
6007-PLN-LEF-12-62-1309	Ultrafiltration system skids detail drawings UF E/F	Drawing	5	Vendor	GEN-2	Approval	Drawing	11/12/2013
6007-PLN-LEF-12-62-1310	Ultrafiltration system skids detail drawings UF G/H	Drawing	3	Vendor	GEN-2	Approval	Drawing	11/12/2013
6007-PLN-LEF-12-62-1311	Ultrafiltration system skids detail drawings UF G/H	Drawing	2	Vendor	GEN-2	Approval	Drawing	11/12/2013
6007-PLN-LEF-12-62-1312	Ultrafiltration system skids detail drawings UF G/H	Drawing	3	Vendor	GEN-2	Approval	Drawing	11/12/2013
6007-PLN-LEF-12-62-5001	Concentration RO skids detail drawings Unit D	Drawing	5	Vendor	GEN-2	Approval	Drawing	11/12/2013
6007-PLN-LEF-12-62-5002	Concentration RO skids detail drawings Unit D	Drawing	4	Vendor	GEN-2	Approval	Drawing	11/12/2013
6007-PLN-LEF-12-62-5003	Concentration RO skids detail drawings Unit D	Drawing	2	Vendor	GEN-2	Approval	Drawing	11/12/2013
6007-PLN-LEF-12-62-5004	Concentration RO skids detail drawings Unit D	Drawing	2	Vendor	GEN-2	Approval	Drawing	11/12/2013
6007-PLN-LEF-12-62-5005	Concentration RO skids detail drawings Unit A	Drawing	3	Vendor	GEN-2	Approval	Drawing	11/12/2013
6007-PLN-LEF-12-62-5006	Concentration RO skids detail drawings Unit A	Drawing	2	Vendor	GEN-2	Approval	Drawing	11/12/2013
6007-PLN-LEF-12-62-5007	Concentration RO skids detail drawings Unit A	Drawing	2	Vendor	GEN-2	Approval	Drawing	11/12/2013
6007-PLN-LEF-12-62-5008	Concentration RO skids detail drawings Unit A	Drawing	2	Vendor	GEN-2	Approval	Drawing	11/12/2013
6007-PLN-LEF-12-62-5009	Concentration RO skids detail drawings Unit B	Drawing	3	Vendor	GEN-2	Approval	Drawing	11/12/2013
6007-PLN-LEF-12-62-5010	Concentration RO skids detail drawings Unit B	Drawing	2	Vendor	GEN-2	Approval	Drawing	11/12/2013
6007-PLN-LEF-12-62-5011	Concentration RO skids detail drawings Unit B	Drawing	2	Vendor	GEN-2	Approval	Drawing	11/12/2013
6007-PLN-LEF-12-62-5012	Concentration RO skids detail drawings Unit B	Drawing	2	Vendor	GEN-2	Approval	Drawing	11/12/2013
6007-PLN-LEF-12-62-5013	Concentration RO skids detail drawings Unit C	Drawing	3	Vendor	GEN-2	Approval	Drawing	11/12/2013
6007-PLN-LEF-12-62-5014	Concentration RO skids detail drawings Unit C	Drawing	2	Vendor	GEN-2	Approval	Drawing	11/12/2013
6007-PLN-LEF-12-62-5015	Concentration RO skids detail drawings Unit C	Drawing	2	Vendor	GEN-2	Approval	Drawing	11/12/2013
6007-PLN-LEF-12-62-5016	Concentration RO skids detail drawings Unit C	Drawing	2	Vendor	GEN-2	Approval	Drawing	11/12/2013
6007-PLN-LEF-12-71-P411C	Central Plant Potable water system Piping & Instrument Diagram	Drawing	11	Vendor	GEN-2	Approval	Drawing	11/12/2013
6007-PLN-LEF-12-71-P412C	Potable distribution system Piping & Instrument Diagram	Drawing	8	Vendor	GEN-2	Approval	Drawing	11/12/2013
6007-PLN-LEF-12-71-P413C	Magnesium sulphate storage, mix and delivery system Piping & Instrument Diagram	Drawing	7	Vendor	GEN-2	Approval	Drawing	11/12/2013
6007-PLN-LEF-12-71-P414C	Sodium carbonate storage, mix and delivery system Piping & Instrument Diagram	Drawing	7	Vendor	GEN-2	Approval	Drawing	11/12/2013
6007-PLN-LEF-12-71-P415C	Lime storage, mix and delivery system Piping & Instrument Diagram	Drawing	7	Vendor	GEN-2	Approval	Drawing	11/12/2013
6007-PLN-LEF-12-71-P416C	Ferric chloride feed system Piping & Instrument Diagram	Drawing	8	Vendor	GEN-2	Approval	Drawing	11/12/2013
6007-PLN-LEF-12-71-P417C	Hypochlorite and bisulfite feed system Piping & Instrument Diagram	Drawing	8	Vendor	GEN-2	Approval	Drawing	11/12/2013
6007-PLN-LEF-12-71-P418C	Soda feed system Piping & Instrument Diagram	Drawing	7	Vendor	GEN-2	Approval	Drawing	11/12/2013
6007-PLN-LEF-12-71-P419C	Carbon Dioxide Storage and dosing system Piping & Instrument Diagram	Drawing	6	Vendor	GEN-2	Approval	Drawing	11/12/2013
6007-PLN-LEF-12-71-P420C	AIR distribuition system Piping & Instrument Diagram	Drawing	4	Vendor	GEN-2	Approval	Drawing	11/12/2013
6007-PLN-LEF-12-71-P421C	Drainage distribution system piping & drainage	Drawing	2	Vendor	GEN-2	Approval	Drawing	11/12/2013
6007-PLN-LEF-12-71-P422C	UF CIP PIPE AND INSTRUMENT DIAGRAM Piping & Instrument Diagram	Drawing	8	Vendor	GEN-2	Approval	Drawing	11/12/2013
6007-PLN-LEF-12-71-P423C	CONCENTRATE RO CIP PIPE AND INSTRUMENT DIAGRAM Piping & Instrument Diagram	Drawing	9	Vendor	GEN-2	Approval	Drawing	11/12/2013
6007-PLN-LEF-12-71-P425C	Waste water tank Piping & Instrument Diagram	Drawing	7	Vendor	GEN-2	Approval	Drawing	11/12/2013
6007-PLN-LEF-12-71-P426C	Softener feed equalization tank Piping & Instrument Diagram	Drawing	7	Vendor	GEN-2	Approval	Drawing	11/12/2013
6007-PLN-LEF-12-71-P427C	Clarifier system Piping & Instrument Diagram	Drawing	8	Vendor	GEN-2	Approval	Drawing	11/12/2013
6007-PLN-LEF-12-71-P428C	Filter Press Piping & Instrument Diagram	Drawing	8	Vendor	GEN-2	Approval	Drawing	11/12/2013
6007-PLN-LEF-12-71-P429C	Process make-up water tank Piping & Instrument Diagram	Drawing	9	Vendor	GEN-2	Approval	Drawing	11/12/2013
6007-PLN-LEF-12-71-P430C	Filtrate recycle Piping & Instrument Diagram	Drawing	7	Vendor	GEN-2	Approval	Drawing	11/12/2013
6007-PLN-LEF-12-71-P431C	Sulfuric acid system Piping & Instrument Diagram	Drawing	8	Vendor	GEN-2	Approval	Drawing	11/12/2013
6007-PLN-LEF-12-71-P432C	Clearwell Piping & Instrument Diagram	Drawing	8	Vendor	GEN-2	Approval	Drawing	11/12/2013
6007-PLN-LEF-12-71-P433C	Ultrafiltration Units A/B Piping & Instrument Diagram	Drawing	8	Vendor	GEN-2	Approval	Drawing	11/12/2013
6007-PLN-LEF-12-71-P434C	Ultrafiltration Units C/D Piping & Instrument Diagram	Drawing	8	Vendor	GEN-2	Approval	Drawing	11/12/2013
6007-PLN-LEF-12-71-P436C	RO chemical feed Piping & Instrument Diagram	Drawing	9	Vendor	GEN-2	Approval	Drawing	11/12/2013
6007-PLN-LEF-12-71-P437C	Primary RO feed pumps Piping & Instrument Diagram	Drawing	10	Vendor	GEN-2	Approval	Drawing	11/12/2013
6007-PLN-LEF-12-71-P438C	Primary RO system - Unit A Piping & Instrument Diagram	Drawing	10	Vendor	GEN-2	Approval	Drawing	11/12/2013
6007-PLN-LEF-12-71-P439C	Primary RO system - Unit B Piping & Instrument Diagram	Drawing	10	Vendor	GEN-2	Approval	Drawing	11/12/2013
6007-PLN-LEF-12-71-P440C	Ultrafiltration Units E/F Piping & Instrument Diagram	Drawing	8	Vendor	GEN-2	Approval	Drawing	11/12/2013
6007-PLN-LEF-12-71-P441C	Primary RO system - Unit C Piping & Instrument Diagram	Drawing	11	Vendor	GEN-2	Approval	Drawing	11/12/2013
6007-PLN-LEF-12-71-P442C	Primary RO system - Unit D Piping & Instrument Diagram	Drawing	11	Vendor	GEN-2	Approval	Drawing	11/12/2013
6007-PLN-LEF-12-71-P443C	Ultrafiltration Units G/H Piping & Instrument Diagram	Drawing	8	Vendor	GEN-2	Approval	Drawing	11/12/2013
6007-PLN-LEF-12-71-P445C	Concentrate RO Pumps Piping & Instrument Diagram	Drawing	8	Vendor	GEN-2	Approval	Drawing	11/12/2013
6007-PLN-LEF-12-71-P446C	Polishing Mirror RO Piping. Piping & Instrument Diagram	Drawing	9	Vendor	GEN-2	Approval	Drawing	11/12/2013
6007-PLN-LEF-12-71-P447C	Concentrate RO System-Unit D Piping & Instrument Diagram	Drawing	7	Vendor	GEN-2	Approval	Drawing	11/12/2013
6007-PLN-LEF-12-71-P448C	Concentrate RO System-Unit A Piping & Instrument Diagram	Drawing	7	Vendor	GEN-2	Approval	Drawing	11/12/2013
6007-PLN-LEF-12-71-P449C	Concentrate RO System-Unit B Piping & Instrument Diagram	Drawing	7	Vendor	GEN-2	Approval	Drawing	11/12/2013
6007-PLN-LEF-12-71-P450C	Concentrate RO System-Unit C Piping & Instrument Diagram	Drawing	7	Vendor	GEN-2	Approval	Drawing	11/12/2013
6007-PLN-LEF-12-71-P452C	Polishing Exchangers Piping & Instrument Diagram	Drawing	8	Vendor	GEN-2	Approval	Drawing	11/12/2013
6007-PLN-LEF-12-71-P454C	Ro Clean-In-Place Piping & Instrument Diagram	Drawing	8	Vendor	GEN-2	Approval	Drawing	11/12/2013
6007-PLN-LEF-12-71-P455C	Water Oil Seperator Piping & Instrument Diagram	Drawing	12	Vendor	GEN-2	Approval	Drawing	11/12/2013
6007-CAL-SFP-15-81-HR01	Alpha/Beta Expansion Bracket and Tube Base Structural Calculations	Calculation	0	Vendor	GEN-2	Approval	Calculation	11/13/2013
6007-CAL-SFP-15-81-H102	Calculation Summary	Calculation	0	Vendor	GEN-2	Approval	Calculation	11/13/2013
6007-CAL-SFP-15-81-HR04	Alpha/Beta Hilti HY150 Brace Anchor Calculations	Calculation	0	Vendor	GEN-2	Approval	Calculation	11/13/2013
6007-CAL-SFP-15-81-HR05	Alpha/Beta Expansion Vessel Area Hilti MI 90 Stand	Calculation	0	Vendor	GEN-2	Approval	Calculation	11/13/2013
6007-CAL-SFP-15-81-S002 (A)	Tol-Brace Seismic Calculations	Calculation	N/A	Vendor	GEN-2	Approval	Calculation	11/13/2013
6007-CAL-SFP-15-81-S002 (B)	Tol-Brace Seismic Calculations	Calculation	N/A	Vendor	GEN-2	Approval	Calculation	11/13/2013
6007-CAL-SFP-15-81-S002 (C)	Tol-Brace Seismic Calculations	Calculation	N/A	Vendor	GEN-2	Approval	Calculation	11/13/2013
6007-CAL-SFP-15-81-S002 (D)	Tol-Brace Seismic Calculations	Calculation	N/A	Vendor	GEN-2	Approval	Calculation	11/13/2013
6007-CAL-SFP-15-81-S002 (E)	Tol-Brace Seismic Calculations	Calculation	N/A	Vendor	GEN-2	Approval	Calculation	11/13/2013
6007-CAL-SFP-15-81-S002 (F)	Tol-Brace Seismic Calculations	Calculation	N/A	Vendor	GEN-2	Approval	Calculation	11/13/2013
6007-CAL-SFP-15-81-S002 (G)	Tol-Brace Seismic Calculations	Calculation	N/A	Vendor	GEN-2	Approval	Calculation	11/13/2013
6007-HDD-SFP-15-81-0002	Tyco Nozzle data sheet	Calculation	0	Vendor	GEN-2	Approval	Calculation	11/13/2013
6007-PLN-SFP-15-81-D002	Alpha & Beta Site Fire Protection Above Ground Details	Drawing	0	Vendor	GEN-2	Approval	Drawing	11/13/2013
6007-PLN-SFP-15-81-F010	Alpha Site-Fire Protection Vessel Plan	Drawing	0	Vendor	GEN-2	Approval	Drawing	11/13/2013
6007-PLN-SFP-15-81-F011	Alpha Site-Fire Protection Vessel Plan	Drawing	0	Vendor	GEN-2	Approval	Drawing	11/13/2013
6007-PLN-SFP-15-81-F012	Alpha Site Fire Protection Vessel Isometric View	Drawing	0	Vendor	GEN-2	Approval	Drawing	11/13/2013
6007-PLN-SFP-15-81-F110	Beta Site Fire Protection Vessel Plan	Drawing	0	Vendor	GEN-2	Approval	Drawing	11/13/2013
6007-PLN-SFP-15-81-F111	Beta Site Fire Protection Vessel Stretch Plan	Drawing	0	Vendor	GEN-2	Approval	Drawing	11/13/2013
6007-PLN-SFP-15-81-F112	Beta Site Fire Protection Vessel Isometric View	Drawing	0	Vendor	GEN-2	Approval	Drawing	11/13/2013
6007-PLN-SFP-15-81-G003	Alpha Site Fire Protection Alpha Site Hydraulic Node Plan	Drawing	0	Vendor	GEN-2	Approval	Drawing	11/13/2013
6007-PLN-SFP-15-81-G005	Beta Site Fire Protection Alpha Site Hydraulic Node Plan	Drawing	0	Vendor	GEN-2	Approval	Drawing	11/13/2013
6007-PLN-SFP-15-81-H001	Alpha and Beta Site Fire Protection Hanger Details	Drawing	1	Vendor	GEN-2	Approval	Drawing	11/13/2013
6007-PLN-SFP-15-81-H002	Alpha & Beta Site Fire Protection EXP Vessel Hanger Details	Drawing	2	Vendor	GEN-2	Approval	Drawing	11/13/2013
6007-PLN-ATP-00-00-H101-A	Hazardous Areas Classification Alpha Plant Sheet #1/11	Drawing	2	Vendor	GEN-2	Approval	Drawing	12/10/2013
6007-PLN-ATP-00-00-H102-B	Hazardous Areas Classification Beta Plant Sheet #2/11	Drawing	2	Vendor	GEN-2	Approval	Drawing	12/10/2013
6007-PLN-ATP-00-00-H103-A	Hazardous Areas Classification Alpha Plant Sheet #3/11	Drawing	2	Vendor	GEN-2	Approval	Drawing	12/10/2013
6007-PLN-ATP-00-00-H104-B	Hazardous Areas Classification Beta Plant Sheet #4/11	Drawing	2	Vendor	GEN-2	Approval	Drawing	12/10/2013
6007-PLN-ATP-00-00-H105-A	Hazardous Areas Classification Alpha Plant Sheet #5/11	Drawing	2	Vendor	GEN-2	Approval	Drawing	12/10/2013
6007-PLN-ATP-00-00-H106-B	Hazardous Areas Classification Beta Plant Sheet #6/11	Drawing	2	Vendor	GEN-2	Approval	Drawing	12/10/2013
6007-PLN-ATP-00-00-H107-A	Hazardous Areas Classification Alpha Plant Sheet #7/11	Drawing	2	Vendor	GEN-2	Approval	Drawing	12/10/2013
6007-PLN-ATP-00-00-H108-B	Hazardous Areas Classification Beta Plant Sheet #8/11	Drawing	2	Vendor	GEN-2	Approval	Drawing	12/10/2013
6007-PLN-ATP-00-00-H109-A	Hazardous Areas Classification Alpha Plant Sheet #9/11	Drawing	2	Vendor	GEN-2	Approval	Drawing	12/10/2013
6007-PLN-ATP-00-00-H1010-B	Hazardous Areas Classification Beta Plant Sheet #10/11	Drawing	2	Vendor	GEN-2	Approval	Drawing	12/10/2013
6007-PLN-ATP-00-00-H1011-A	Hazardous Areas Classification Alpha Plant Sheet #11/11	Drawing	2	Vendor	GEN-2	Approval	Drawing	12/10/2013
BV_Comment_Letter_-MECH-1-28.00-PC_-_Abengoa_A	RESPONSE LETTER	Revision Letter	NA	Vendor	GEN-2	Approval	Revision Letter	12/10/2013
6007-INF-AGE-25-60-4003-R00	Stress Analysis Report - Power Block -Alpha & Beta - Part 3	Analysis	0	Vendor	GEN-2	Approval	Analysis	12/17/2013
6007-INF-AGE-25-60-4004-R00	Stress Analysis Report - Power Block – Alpha & Beta - Part 4	Analysis	0	Vendor	GEN-2	Approval	Analysis	12/17/2013
6007-CAL-AGE-00-54-2000	Calculation Report for Electrical Panels Structure Alpha Plant	Calculation	3	Vendor	GEN-2	Approval	Calculation	12/17/2013
6007-CAL-AGE-00-54-6000	Calculation Report Electrical Panels Structure Beta Plant	Calculation	4	Vendor	GEN-2	Approval	Calculation	12/17/2013
6007-PLN-AGE-00-54-2000	Mojave Solar Project. Alpha Plant. Electrical Panels Steel Cover Sheet	Drawing	1	Vendor	GEN-2	Approval	Drawing	12/17/2013
6007-PLN-AGE-00-54-2001	Mojave Solar Project. Alpha Plant. Electrical Panels Steel General Notes	Drawing	3	Vendor	GEN-2	Approval	Drawing	12/17/2013
6007-PLN-AGE-00-54-2002	Mojave Solar Project. Alpha Plant. Electrical Panels Steel Steel Plan I	Drawing	2	Vendor	GEN-2	Approval	Drawing	12/17/2013
6007-PLN-AGE-00-54-2003	Mojave Solar Project. Alpha Plant. Electrical Panels Steel Steel Plan II	Drawing	2	Vendor	GEN-2	Approval	Drawing	12/17/2013
6007-PLN-AGE-00-54-2004	Mojave Solar Project. Alpha Plant. Electrical Panels Steel Steel Plan III	Drawing	2	Vendor	GEN-2	Approval	Drawing	12/17/2013
6007-PLN-AGE-00-54-2005	Mojave Solar Project. Alpha Plant. Electrical Panels Steel Steel Plan IV	Drawing	2	Vendor	GEN-2	Approval	Drawing	12/17/2013
6007-PLN-AGE-00-54-2006	Mojave Solar Project. Alpha Plant. Electrical Panels Steel ESA Type1 & 2 Sections & Details	Drawing	3	Vendor	GEN-2	Approval	Drawing	12/17/2013
6007-PLN-AGE-00-54-6000	Mojave Solar Project. Beta Plant. Electrical Panels Steel Cover Sheet	Drawing	2	Vendor	GEN-2	Approval	Drawing	12/17/2013
6007-PLN-AGE-00-54-6001	Mojave Solar Project. Beta Plant. Electrical Panels Steel General Notes	Drawing	3	Vendor	GEN-2	Approval	Drawing	12/17/2013
6007-PLN-AGE-00-54-6002	Mojave Solar Project. Beta Plant. Electrical Panels Steel Steel Plan	Drawing	2	Vendor	GEN-2	Approval	Drawing	12/17/2013
6007-PLN-AGE-00-54-6003	Mojave Solar Project. Beta Plant. Electrical Panels Steel Steel Plan II	Drawing	2	Vendor	GEN-2	Approval	Drawing	12/17/2013
6007-PLN-AGE-00-54-6004	Mojave Solar Project. Beta Plant. Electrical Panels Steel Steel Plan III	Drawing	2	Vendor	GEN-2	Approval	Drawing	12/17/2013
6007-PLN-AGE-00-54-6005	Mojave Solar Project. Beta Plant. Electrical Panels Steel Steel Plan IV	Drawing	2	Vendor	GEN-2	Approval	Drawing	12/17/2013

6007-PLN-AGE-00-54-6006	Mojave Solar Project. Beta Plant. Electrical Panels Steel Steel Plan V	Drawing	2	Vendor	GEN-2	Approval	Drawing	12/17/2013
6007-PLN-AGE-00-54-6007	Mojave Solar Project. Beta Plant. Electrical Panels Steel ESB Types 1 & 2, Sections & Det	Drawing	3	Vendor	GEN-2	Approval	Drawing	12/17/2013
6007-PLN-AGE-00-54-6008	Mojave Solar Project. Beta Plant. Electrical Panels Steel EBSB Sections & Details	Drawing	4	Vendor	GEN-2	Approval	Drawing	12/17/2013
6007-inf-AGE-68-60-2001-R04	Stress Analysis Report-Solar Field-East Inlet Alpha Plant (Main Header)	Analysis	4	Vendor	GEN-2	Approval	Analysis	12/17/2013
6007-inf-AGE-68-60-2002-R04	Stress Analysis Report-Solar Field-East Return Alpha Plant (Main Header)	Analysis	4	Vendor	GEN-2	Approval	Analysis	12/17/2013
6007-inf-AGE-68-60-6001-R05	Stress Analysis Report Header HTF- Beta Plant - East Solar Field Inlet	Analysis	5	Vendor	GEN-2	Approval	Analysis	12/17/2013
6007-inf-AGE-68-60-6002-R04	Stress Analysis Report Header HTF- Beta Plant - East Solar Field Return	Analysis	4	Vendor	GEN-2	Approval	Analysis	12/17/2013
6007-inf-AGE-68-60-6005-R04	Stress Analysis Report Header HTF- Beta Plant - North Solar Field Inlet	Analysis	4	Vendor	GEN-2	Approval	Analysis	12/17/2013
6007-inf-AGE-68-60-6006-R04	Stress Analysis Report Header HTF- Beta Plant - North Solar Field Return	Analysis	4	Vendor	GEN-2	Approval	Analysis	12/17/2013
API 5L.pdf	Properties of material API 5L	Revision Letter	n/a	Vendor	GEN-2	Approval	Revision Letter	12/17/2013
CZQuick.pdf	CAESAR II 2011 Quick Reference Guide	Revision Letter	n/a	Vendor	GEN-2	Approval	Revision Letter	12/17/2013
CZUG.pdf	CAESAR II 2011 User Guide	Revision Letter	n/a	Vendor	GEN-2	Approval	Revision Letter	12/17/2013
6007-PLN-AGE-00-03-4001	Pipe Layout Drawing Power Block **Alpha Plant**	Drawing	1	Vendor	GEN-2	Approval	Drawing	12/18/2013
6007-PLN-AGE-00-03-4002	Pipe Layout Drawing Power Block. Profile General **View Alpha Plant**	Drawing	1	Vendor	GEN-2	Approval	Drawing	12/18/2013
6007-PLN-AGE-00-03-4003	Pipe Layout Drawing Power Block. Section 4003 **Alpha Plant**	Drawing	1	Vendor	GEN-2	Approval	Drawing	12/18/2013
6007-PLN-AGE-00-03-4004	Pipe Layout Drawing Power Block. Section 4004 Plan A **Alpha Plant**	Drawing	1	Vendor	GEN-2	Approval	Drawing	12/18/2013
6007-PLN-AGE-00-03-4005	Pipe Layout Drawing Power Block. Section 4005 Plan A **Alpha Plant**	Drawing	1	Vendor	GEN-2	Approval	Drawing	12/18/2013
6007-PLN-AGE-00-03-4006	Pipe Layout Drawing Power Block. Section 4006 Plan A **Alpha Plant**	Drawing	1	Vendor	GEN-2	Approval	Drawing	12/18/2013
6007-PLN-AGE-00-03-4007	Pipe Layout Drawing Power Block. Section 4007 Plan A **Alpha Plant**	Drawing	1	Vendor	GEN-2	Approval	Drawing	12/18/2013
6007-PLN-AGE-00-03-4008	Pipe Layout Drawing Power Block. Section 4008 Plan A **Alpha Plant**	Drawing	1	Vendor	GEN-2	Approval	Drawing	12/18/2013
6007-PLN-AGE-00-03-4009	Pipe Layout Drawing Power Block Turbine - Alpha Plant	Drawing	1	Vendor	GEN-2	Approval	Drawing	12/18/2013
6007-PLN-AGE-00-03-4010	Pipe Layout Drawing Power Block Turbine Details Alpha Plant	Drawing	1	Vendor	GEN-2	Approval	Drawing	12/18/2013
6007-PLN-AGE-00-03-4011	Pipe Layout Drawing Power Block Polished Water **Tank Alpha Plant**	Drawing	1	Vendor	GEN-2	Approval	Drawing	12/18/2013
6007-PLN-AGE-00-03-8001	Pipe Layout Drawing Power Block - **Beta Plant**	Drawing	1	Vendor	GEN-2	Approval	Drawing	12/18/2013
6007-PLN-AGE-00-03-8002	Pipe Layout Drawing Power Block Profile General **View -Beta Plant**	Drawing	1	Vendor	GEN-2	Approval	Drawing	12/18/2013
6007-PLN-AGE-00-03-8003	Pipe Layout Drawing Power Block Section 8003 Plan A **Beta Plant**	Drawing	1	Vendor	GEN-2	Approval	Drawing	12/18/2013
6007-PLN-AGE-00-03-8004	Pipe Layout Drawing Power Block Section 8004 Plan A **Beta Plant**	Drawing	1	Vendor	GEN-2	Approval	Drawing	12/18/2013
6007-PLN-AGE-00-03-8005	Pipe Layout Drawing Power Block Section 8005 Plan A **Beta Plant**	Drawing	1	Vendor	GEN-2	Approval	Drawing	12/18/2013
6007-PLN-AGE-00-03-8006	Pipe Layout Drawing Power Block Section 8006 Plan A **Beta Plant**	Drawing	1	Vendor	GEN-2	Approval	Drawing	12/18/2013
6007-PLN-AGE-00-03-8007	Pipe Layout Drawing Power Block Section 8007 Plan A **Beta Plant**	Drawing	1	Vendor	GEN-2	Approval	Drawing	12/18/2013
6007-PLN-AGE-00-03-8008	Pipe Layout Drawing Power Block Section 8008 Plan A **Beta Plant**	Drawing	1	Vendor	GEN-2	Approval	Drawing	12/18/2013
6007-PLN-AGE-00-03-8009	Pipe Layout Drawing Power Block Turbine Beta Plant	Drawing	1	Vendor	GEN-2	Approval	Drawing	12/18/2013
6007-PLN-AGE-00-03-8010	Pipe Layout Drawing Power Block Turbine Details Beta Plant	Drawing	1	Vendor	GEN-2	Approval	Drawing	12/18/2013
6007-PLN-AGE-00-03-8011	Pipe Layout Drawing Power Block Polished Water Tank Beta Plant	Drawing	1	Vendor	GEN-2	Approval	Drawing	12/18/2013
6007-INF-AGE-58-61-0001	Stress Analysis Report – Overflow & Ullage – Alpha & Beta	Analysis	2	Vendor	GEN-2	Approval	Analysis	12/20/2013
Response letter to - MECH-1-33.01	Revision Letter	Revision Letter	NA	Vendor	GEN-2	Approval	Revision Letter	12/20/2013
6007-LIS-AGE-58-61-2220	Pipe line schedule - HTF Alpha Plant	List	5	Vendor	GEN-2	Approval	List	12/20/2013
6007-PLN-AGE-00-02-L010	Site Plan	Drawing	11	Vendor	GEN-2	Approval	Drawing	12/20/2013
6007-PLN-AGE-00-02-L001	Solar Field Layout for Alpha Plant	Drawing	13	Vendor	GEN-2	Approval	Drawing	12/20/2013
6007-PLN-AGE-00-02-L003	Central Plant Layout Alpha Plant	Drawing	13	Vendor	GEN-2	Approval	Drawing	12/20/2013
6007-INF-AGE-25-60-2R01	Stress Analysis Report - Rack 2 - Alpha Plant	Analysis	4	Vendor	GEN-2	Approval	Analysis	1/2/2014
6007-INF-AGE-25-60-6R01	Stress Analysis Report - Rack 2 - Beta Plant	Analysis	4	Vendor	GEN-2	Approval	Analysis	1/2/2014
Response letter to MECH-1-34.01	Revision Letter	Revision Letter	-	Vendor	GEN-2	Approval	Revision Letter	1/2/2014
6007-LIS-AGE-58-61-2220	Pipe line schedule - HTF Alpha Plant	List	5	Vendor	GEN-2	Approval	List	1/2/2014
6007-LIS-AGE-68-61-2320	Pipe line list – PB & Utilities	List	6	Vendor	GEN-2	Approval	List	1/2/2014
6007-LIS-AGE-68-61-3320	Pipe line schedule- Utility AG Area Alpha Plant	List	0	Vendor	GEN-2	Approval	List	1/2/2014
6007-LIS-FWE-21-16-0001	Pipe line list (SSGS) for 1 train or plant (Alpha/Beta)	List	D	Vendor	GEN-2	Approval	List	1/2/2014
6007-PLN-AGE-00-02-L010	Site Plan	Drawing	11	Vendor	GEN-2	Approval	Drawing	1/2/2014
6007-PLN-AGE-00-02-L001	Solar Field Layout for Alpha Plant	Drawing	13	Vendor	GEN-2	Approval	Drawing	1/2/2014
6007-PLN-AGE-00-02-L003	Central Plant Layout Alpha Plant	Drawing	13	Vendor	GEN-2	Approval	Drawing	1/2/2014
6007-LIS-AGE-58-61-6220	Pipe line schedule - HTF Beta Plant	List	5	Vendor	GEN-2	Approval	List	1/2/2014
6007-LIS-AGE-68-61-7320	Pipe line schedule- Utility AG Area Beta Plant	List	0	Vendor	GEN-2	Approval	List	1/2/2014
6007-PLN-AGE-00-02-L002	Solar Field Layout for Beta Plant	Drawing	13	Vendor	GEN-2	Approval	Drawing	1/2/2014
6007-PLN-AGE-00-02-L004	Central Plant Layout Beta Plant	Drawing	13	Vendor	GEN-2	Approval	Drawing	1/2/2014
6007-CAL-SFP-15-81-HR01	Alpha/Beta Mojave Solar - Expansion Area Pipe Hangout H1	Calculation	2	Vendor	GEN-2	Approval	Calculation	1/2/2014
6007-PLN-SFP-15-81-H001	Alpha and Beta Site Fire Protection Hanger Details	Drawing	1	Vendor	GEN-2	Approval	Drawing	1/2/2014
6007-PLN-SFP-15-81-F010	Alpha Site-Fire Protection Vessel Plan	Drawing	1	Vendor	GEN-2	Approval	Drawing	1/2/2014
6007-PLN-SFP-15-81-F110	Beta Site Fire Protection Vessel Plan	Drawing	1	Vendor	GEN-2	Approval	Drawing	1/2/2014
6007-CAL-SFP-15-81-H002	Alpha & Beta Site Fire Protection EXP Vessel Hanger Details	Calculation	3	Vendor	GEN-2	Approval	Calculation	1/2/2014
6007-CAL-SFP-15-81-HR04	Alpha/Beta Hilti HY 150 Brace anchor Calculation	Calculation	0	Vendor	GEN-2	Approval	Calculation	1/2/2014
6007-CAL-SFP-15-81-HR05	Alpha/Beta Expansion Vessel Areaq Hilti MI 90 stand	Calculation	0	Vendor	GEN-2	Approval	Calculation	1/2/2014
BV Response Letter	Revision Letter	Revision Letter	NA	Vendor	GEN-2	Approval	Revision Letter	1/2/2014
6007-CAL-SFP-15-81-H102	Calculation Summary	Calculation	0	Vendor	GEN-2	Approval	Calculation	1/2/2014
6007-CAL-SFP-15-81-S002 (A)	Tol-Brace Seismic Calculations	Calculation	N/A	Vendor	GEN-2	Approval	Calculation	1/2/2014
6007-CAL-SFP-15-81-S002 (B)	Tol-Brace Seismic Calculations	Calculation	N/A	Vendor	GEN-2	Approval	Calculation	1/2/2014
6007-CAL-SFP-15-81-S002 (C)	Tol-Brace Seismic Calculations	Calculation	N/A	Vendor	GEN-2	Approval	Calculation	1/2/2014
6007-CAL-SFP-15-81-S002 (D)	Tol-Brace Seismic Calculations	Calculation	N/A	Vendor	GEN-2	Approval	Calculation	1/2/2014
6007-CAL-SFP-15-81-S002 (E)	Tol-Brace Seismic Calculations	Calculation	N/A	Vendor	GEN-2	Approval	Calculation	1/2/2014
6007-CAL-SFP-15-81-S002 (F)	Tol-Brace Seismic Calculations	Calculation	N/A	Vendor	GEN-2	Approval	Calculation	1/2/2014
6007-CAL-SFP-15-81-S002 (G)	Tol-Brace Seismic Calculations	Calculation	N/A	Vendor	GEN-2	Approval	Calculation	1/2/2014
6007-HDD-SFP-15-81-0002	Tyco Nozzle data sheet	Revision Letter	0	Vendor	GEN-2	Approval	Revision Letter	1/2/2014
6007-PLN-SFP-15-81-D002	Alpha & Beta Site Fire Protection Above Ground Details	Drawing	0	Vendor	GEN-2	Approval	Drawing	1/2/2014
6007-PLN-SFP-15-81-F011	Alpha Site-Fire Protection Vessel Plan	Drawing	0	Vendor	GEN-2	Approval	Drawing	1/2/2014
6007-PLN-SFP-15-81-F012	Alpha Site Fire Protection Vessel Isometric View	Drawing	0	Vendor	GEN-2	Approval	Drawing	1/2/2014
6007-PLN-SFP-15-81-F111	Beta Site Fire Protection Vessel Stretch Plan	Drawing	0	Vendor	GEN-2	Approval	Drawing	1/2/2014
6007-PLN-SFP-15-81-F112	Beta Site Fire Protection Vessel Isometric View	Drawing	0	Vendor	GEN-2	Approval	Drawing	1/2/2014
6007-PLN-SFP-15-81-G003	Alpha Site Fire Protection Alpha Site Hydraulic Node Plan	Drawing	0	Vendor	GEN-2	Approval	Drawing	1/2/2014
6007-PLN-SFP-15-81-G005	Beta Site Fire Protection Alpha Site Hydraulic Node Plan	Drawing	0	Vendor	GEN-2	Approval	Drawing	1/2/2014
Agate Steel-CORP-QUALITY-MANUAL	Quality Manual	NA	NA	Vendor	GEN-2	Approval	NA	1/3/2014
AgateFabricationStandardsManual	Fabrication Standards Manual	NA	NA	Vendor	GEN-2	Approval	NA	1/3/2014
AgateSteelInc IIPP	Injury & Illness Prevention Program	NA	NA	Vendor	GEN-2	Approval	NA	1/3/2014
ApplicationforApproval	Application for Approved Fabricator Status	NA	NA	Vendor	GEN-2	Approval	NA	1/3/2014
DrugandAlcoholProcedures	Drug aand Alchohol Testing Procedures	NA	NA	Vendor	GEN-2	Approval	NA	1/3/2014
MaterialSafetyDataSheet	Material Safety Data Bulletin	NA	NA	Vendor	GEN-2	Approval	NA	1/3/2014
QAQC manual for Hinkley Solar (agate)	Quality Control Manual	NA	NA	Vendor	GEN-2	Approval	NA	1/3/2014
Safety Data Sheet	Safety Data Sheet	NA	NA	Vendor	GEN-2	Approval	NA	1/3/2014
APPLICATION	Application for Approved Fabricator Status	NA	NA	Vendor	GEN-2	Approval	NA	1/3/2014
TWSteelWPS,WelderCertsCompanyCerts	Structural Steel Fabricator Renewal Application	NA	NA	Vendor	GEN-2	Approval	NA	1/3/2014
6007-CAL-AGE-40-52-2000	Calculation Report for MP-457 Pump Foundation Alpha Plant	Calculation	0	Vendor	GEN-2	Approval	Calculation	1/6/2014
6007-CAL-AGE-40-52-6000	Calculation Report for MP-457 Pump Foundation Beta Plant	Calculation	0	Vendor	GEN-2	Approval	Calculation	1/6/2014
6007-CAL-LEF-12-54-0003	Skids Structural Calculations	Calculation	6	Vendor	GEN-2	Approval	Calculation	1/6/2014
6007-PLN-AGE-40-52-2000	Mojave Solar Project. Field Alpha Skid 15-A WTP Foundation Cover Sheet	Drawing	0	Vendor	GEN-2	Approval	Drawing	1/6/2014
6007-PLN-AGE-40-52-2001	Mojave Solar Project. Field Alpha Skid 15-A WTP Foundation General Notes	Drawing	0	Vendor	GEN-2	Approval	Drawing	1/6/2014
6007-PLN-AGE-40-52-2002	Mojave Solar Project. Alpha Plant Skid 15-A WTP Foundation Details	Drawing	1	Vendor	GEN-2	Approval	Drawing	1/6/2014
6007-PLN-AGE-40-52-6000	Mojave Solar Project. Field Beta Skid 15-A WTP Foundation Cover Sheet	Drawing	0	Vendor	GEN-2	Approval	Drawing	1/6/2014
6007-PLN-AGE-40-52-6001	Mojave Solar Project. Field Beta Skid 15-A WTP Foundation General Notes	Drawing	0	Vendor	GEN-2	Approval	Drawing	1/6/2014
6007-PLN-AGE-40-52-6002	Mojave Solar Project. Beta Plant Skid 15-A WTP Foundation Details	Drawing	1	Vendor	GEN-2	Approval	Drawing	1/6/2014
Application	9.1 Application for Approved Fabricator status	NA	NA	Vendor	GEN-2	Approval	NA	1/7/2014
Deb Robinson CWI Certs	American Welding society	NA	NA	Vendor	GEN-2	Approval	NA	1/7/2014
FHI Plant Services_GENERAL_QualityPlan-b Mojave	Quality Assurance/Quality Control Plan	NA	NA	Vendor	GEN-2	Approval	NA	1/7/2014
Welder Certs GT SM 1-1	Welder Performance Qualifications QW-484	NA	NA	Vendor	GEN-2	Approval	NA	1/7/2014
Welder Certs GTAW 8-1	Welder Performance Qualifications QW-484	NA	NA	Vendor	GEN-2	Approval	NA	1/7/2014
WPS PQR GTAW 8-1	Welding Procedure Specification	NA	NA	Vendor	GEN-2	Approval	NA	1/7/2014
WPS PQR GTAW 8-8	Welding Procedure Specification	NA	NA	Vendor	GEN-2	Approval	NA	1/7/2014
WPS PQR GTSM 1-1	Welding Procedure Specification	NA	NA	Vendor	GEN-2	Approval	NA	1/7/2014
6007-PLN-SFP-15-81-G002	Alpha Site Fire Protection zone areas & design criteria	Drawing	3	Vendor	GEN-2	Approval	Drawing	1/30/2014
6007-PLN-SFP-15-81-G003	Alpha Site Fire Protection Alpha Hydraulic Node Plan	Drawing	3	Vendor	GEN-2	Approval	Drawing	1/30/2014
6007-PLN-SFP-15-81-G004	Beta Site Fire Protection zone areas & design criteria	Drawing	3	Vendor	GEN-2	Approval	Drawing	1/30/2014
6007-PLN-SFP-15-81-G005	Alpha Site Fire Protection Alpha Hydraulic Node Plan	Drawing	3	Vendor	GEN-2	Approval	Drawing	1/30/2014
6007-CAL-SFP-15-81-H008	Alpha AFFF Containment Area Hydraulic Calculation	Drawing	0	Vendor	GEN-2	Approval	Drawing	1/30/2014
6007-CAL-SFP-15-81-H108	Beta AFFF Containment Area Hydraulic Calculation	Drawing	0	Vendor	GEN-2	Approval	Drawing	1/30/2014
6007-CAL-SFP-15-81-S008	Alpha and Beta AFFF Containment Area Seismic calculation	Drawing	0	Vendor	GEN-2	Approval	Drawing	1/30/2014
6007-HDD-SFP-15-81-S009	Alpha & Beta AFFF Expansion & OFT Containment System Protection	Drawing	0	Vendor	GEN-2	Approval	Drawing	1/30/2014
6007-PLN-SFP-15-81-F039	Alpha Site Fire Protection AFFF Containment Systems	Drawing	0	Vendor	GEN-2	Approval	Drawing	1/30/2014
6007-CAL-ABA-12-57-CALC1	Beta Site Fire Protection AFFF Containment Systems	Calculation	0	Vendor	GEN-2	Approval	Calculation	1/30/2014

ABENER TEYMA
MOJAVE

Compliance No.:	GEN-2				
Job :	Mojave Solar Project				
Date: 02/06/14	Description: Structural Master Drawing List				
Sheet No.	Description	Applicable Condition of Certification	Vendor Supplied or EOR	Reason for Submittal	Revision
	Document Name	GEN-2			
60007-ESP-ATP-00-50-C104	Ready Mix Concrete Production and Delivery	STRUCTURAL - 1	EOR	Purchase	NA
60007-ESP-ATP-00-50-C105	Particular Comm Condition for Ready Mix Concrete Production and Delivery	STRUCTURAL - 1	EOR	Purchase	NA
6007-CAL-CCI-18-54-0001	Mirror Building Metal Building Calcs	STRUCTURAL - 1	Vendor	Review	NA
6007-CAL-CCI-18-54-VSCA	Mirror Building Structural Calcs	STRUCTURAL - 1	Vendor	Review	NA
6007-ESP-ATP-00-50-2001	Engineering standards and practices specifications for subsurface exploration and geotechnical evaluation	STRUCTURAL - 1	EOR	Purchase	NA
6007-ESP-ATP-00-50-2001V	Specification for Vendor data requirement Structural, Geotechnical study	STRUCTURAL - 1	EOR	Approval	NA
6007-ESP-ATP-00-50-2061	Preliminary Geo-Tech Report	STRUCTURAL - 1	EOR	Approval	NA
6007-ESP-ATP-00-50-2062	Final Geotech Report	STRUCTURAL - 1	EOR	Bid/Quote	NA
6007-ESP-ATP-00-50-2063	Geotech Report Addendum 1	STRUCTURAL - 1	EOR	Bid/Quote	NA
6007-ESP-ATP-00-50-3100	Concrete Forms and Accessories	STRUCTURAL - 1	EOR	Purchase	NA
6007-ESP-ATP-00-50-3200	Concrete Reinforcement	STRUCTURAL - 1	EOR	Purchase	NA
6007-ESP-ATP-00-50-3300	Cast-In-Place Concrete	STRUCTURAL - 1	EOR	Bid/Quote	NA
6007-ESP-ATP-00-50-5120	Structural Steel	STRUCTURAL - 1	EOR	Bid/Quote	NA
6007-ESP-ATP-00-50-C014V	Concrete Batch Plant Vendor Spec	STRUCTURAL - 1	EOR	Bid/Quote	NA
6007-ESP-ATP-18-52-1332	Concrete Slabs and Foundations For Mirror Building Subcontract Package	STRUCTURAL - 1	EOR	Bid/Quote	NA
6007-ESP-ATP-18-52-1332V	Vendor Data Concrete Slabs and Foundations For Mirror Building Subcontract Package	STRUCTURAL - 1	EOR	Bid/Quote	NA
6007-ESP-ATP-18-54-1330	Mirror Building Subcontract Package	STRUCTURAL - 1	EOR	Purchase	NA
6007-ESP-ATP-18-54-1330V	Vendor Data for Mirror Building Subcontract Package	STRUCTURAL - 1	EOR	Purchase	NA
6007-ESP-ATP-18-54-1331	Warehouse Building Subcontract Package	STRUCTURAL - 1	EOR	Bid/Quote	NA
6007-ESP-ATP-18-54-1331V	Vendor Data Requirement Warehouse Building	STRUCTURAL - 1	EOR	Bid/Quote	NA
6007-ESP-ATP-18-54-3121	Pre-Engineered Metal Building	STRUCTURAL - 1	EOR	Purchase	NA
6007-ESP-ATP-18-54-3122	Pre-Engineered Metal Buildings	STRUCTURAL - 1	EOR	Bid/Quote	NA
6007-ESP-ATP-57-52-1351	Parabolic Solar Collector Steel Foundation Design-Build Subcontract	STRUCTURAL - 1	EOR	Construction	NA
6007-ESP-ATP-57-52-1351V	Vendor Data Requirements Parabolic Triugh Solar Collector Foundation Design-Build Subcontract	STRUCTURAL - 1	EOR	Construction	NA
6007-ESP-RJK-33-50-0001	Solar Collector Foundation Design	STRUCTURAL - 1	Vendor	Approval	NA
6007-ESP-UTE-16-62-0002	Air Compressor Package	STRUCTURAL - 1	EOR	Approval	NA
6007-INF-ATP-00-50-0001	Geo-Tech Report	STRUCTURAL - 1	EOR	Construction	NA
6007-INF-ATP-33-50-0001	Wind Tunnel Clarification	STRUCTURAL - 1	EOR	Approval	NA
6007-INF-RJK-33-50-0001	Responce to CEC for collector Foundation	STRUCTURAL - 1	Vendor	Approval	NA
6007-INS-ATP-00-50-0002	Preliminary Foundation Recommendation	STRUCTURAL - 1	EOR	Construction	NA
6007-INS-ATP-32-50-0001	Exterior Solar Collector Foundation Loads	STRUCTURAL - 1	EOR	Approval	NA
6007-INS-ATP-32-50-0002	Interior Solar Collector Foundation Loads	STRUCTURAL - 1	EOR	Approval	NA
6007-INS-ATP-32-50-0004	Solar Collector Foundation Loads	STRUCTURAL - 1	EOR	Construction	NA
6007-INS-ATP-32-52-0003	Collector Support Dimensions	STRUCTURAL - 1	EOR	Approval	NA
6007-PLN-ATP-00-50-S001	General Civil and Structural Notes	STRUCTURAL - 1	EOR	Bid/Quote	NA
6007-PLN-ATP-00-50-S002	Typical Ladder and Safety Cage Details	STRUCTURAL - 1	EOR	Bid/Quote	NA
6007-PLN-ATP-00-50-S003	Typical Pipe Handrail, Stairway and Grating Details	STRUCTURAL - 1	EOR	Bid/Quote	NA
6007-PLN-ATP-00-50-S004	Standard Base Plate Details and Standard Shear Key Details	STRUCTURAL - 1	EOR	Bid/Quote	NA
6007-PLN-ATP-00-55-0001	Soil boring location plan for alpha plant solar field	STRUCTURAL - 1	EOR	Purchase	NA
6007-PLN-ATP-00-55-0002	Soil boring location plan for beta plant solar field	STRUCTURAL - 1	EOR	Purchase	NA
6007-PLN-ATP-00-55-0003	Soil boring location plan for alpha power island	STRUCTURAL - 1	EOR	Purchase	NA
6007-PLN-ATP-00-55-0004	Soil boring location plan for beta power island	STRUCTURAL - 1	EOR	Purchase	NA
6007-PLN-ATP-00-55-LX01	Alpha Warehouse Building Proposed Location	STRUCTURAL - 1	EOR	Bid/Quote	NA
6007-PLN-ATP-00-55-LX02	Beta Warehouse Building Proposed Location	STRUCTURAL - 1	EOR	Bid/Quote	NA
6007-PLN-ATP-16-62-0001	Mirror Building Air Supply & Electrical Outlet Locations	STRUCTURAL - 1	EOR	Purchase	NA
6007-PLN-ATP-18-52-0016	Anchor Bolts Reference Plan	STRUCTURAL - 1	EOR	Bid/Quote	NA
6007-PLN-ATP-18-52-0017	Slab and Foundation Reference Plan	STRUCTURAL - 1	EOR	Bid/Quote	NA
6007-PLN-ATP-18-52-0018	Slab and Foundation Reference Details	STRUCTURAL - 1	EOR	Bid/Quote	NA
6007-PLN-ATP-18-54-0016	General Location of Mirror Building	STRUCTURAL - 1	EOR	Purchase	NA
6007-PLN-ATP-18-57-0011	Mirror Building Floor Plan	STRUCTURAL - 1	EOR	Bid/Quote	NA
6007-PLN-ATP-18-57-0012	Mirror Building Roof Plan	STRUCTURAL - 1	EOR	Purchase	NA
6007-PLN-ATP-18-57-0013	Mirror Building Crane Layout Plan	STRUCTURAL - 1	EOR	Purchase	NA
6007-PLN-ATP-18-57-0014	Mirror Building Elevations and Sections	STRUCTURAL - 1	EOR	Purchase	NA
6007-PLN-ATP-18-57-0015	Mirror Building Sections	STRUCTURAL - 1	EOR	Bid/Quote	NA
6007-PLN-ATP-18-57-0021	Warehouse Building Floor Plan	STRUCTURAL - 1	EOR	Bid/Quote	NA
6007-PLN-ATP-18-57-0022	Warehouse Building Roof Plan	STRUCTURAL - 1	EOR	Bid/Quote	NA
6007-PLN-ATP-18-57-0023	Warehouse Building Elevation and Section	STRUCTURAL - 1	EOR	Bid/Quote	NA
6007-PLN-ATP-18-57-0024	Warehouse Building Elevations	STRUCTURAL - 1	EOR	Bid/Quote	NA
6007-PLN-ATP-18-57-0025	Warehouse Building Sections	STRUCTURAL - 1	EOR	Bid/Quote	NA
6007-PLN-CCI-18-54-ALLD	Mirror Building Metal Building All Drawings	STRUCTURAL - 1	Vendor	Review	NA
6007-CAL-CCI-18-54-VASP	Mirror Building Material Specs	ARCHITECTURAL - 1	Vendor	Review	NA
6007-PLN-CCI-18-54-VA10	Mirror Building Code Plan	ARCHITECTURAL - 1	Vendor	Review	NA
6007-PLN-CCI-18-54-VA11	Mirror Building Floor Plan	ARCHITECTURAL - 1	Vendor	Review	NA
6007-PLN-CCI-18-54-VA12	Mirror Building Trench & Utility Plan	ARCHITECTURAL - 1	Vendor	Review	NA
6007-PLN-CCI-18-54-VA13	Mirror Building Equipment Layout (for reference only)	ARCHITECTURAL - 1	Vendor	Review	NA
6007-PLN-CCI-18-54-VA14	Mirror Building Crane Layout Plan	ARCHITECTURAL - 1	Vendor	Review	NA
6007-PLN-CCI-18-54-VA15	Mirror Building Roof Plan	ARCHITECTURAL - 1	Vendor	Review	NA
6007-PLN-CCI-18-54-VA21	Mirror Building Exterior Elevations	ARCHITECTURAL - 1	Vendor	Review	NA
6007-PLN-CCI-18-54-VA41	Mirror Building Building Sections	ARCHITECTURAL - 1	Vendor	Review	NA
6007-PLN-CCI-18-54-VA51	Mirror Building Details	ARCHITECTURAL - 1	Vendor	Review	NA
6007-PLN-CCI-18-54-VA61	Mirror Building Door Schedule	ARCHITECTURAL - 1	Vendor	Review	NA
6007-PLN-CCI-18-54-VACS	Mirror Building Cover Sheet	ARCHITECTURAL - 1	Vendor	Review	NA
6007-PLN-CCI-18-54-VAS1	Mirror Building Site Plan	ARCHITECTURAL - 1	Vendor	Review	NA
6007-PLN-CCI-18-54-VS11	Mirror Building General Structural Notes	STRUCTURAL - 1	Vendor	Review	NA
6007-PLN-CCI-18-54-VS12	Mirror Building Details	STRUCTURAL - 1	Vendor	Review	NA
6007-PLN-CCI-18-54-VS21	Mirror Building Foundation Plan	STRUCTURAL - 1	Vendor	Review	NA
6007-PLN-CCI-18-54-VS31	Mirror Building Framing Details	STRUCTURAL - 1	Vendor	Review	NA
6007-PLN-RJK-33-50-0001	Mirrorfield Foundation	STRUCTURAL - 1	Vendor	Approval	NA
6007-PLN-RJK-33-50-0002	Mirrorfield Foundation	STRUCTURAL - 1	Vendor	Approval	NA
6007-PLN-GFG-00-50-C800	North Alpha East Solar Array Foundation Plans Cover Sheet	STRUCTURAL - 1	Vendor	Construction	NA
6007-PLN-GFG-00-50-C801	Civil Works . General Notes Sheet	STRUCTURAL - 1	Vendor	Construction	NA
6007-PLN-GFG-00-50-P002	North Alpha East Solar Array Foundation Plan Foundation Working Points Layout I	STRUCTURAL - 1	Vendor	Construction	NA
6007-PLN-GFG-00-50-P003	North Alpha East Solar Array Foundation Plan Foundation Working Points Layout II	STRUCTURAL - 1	Vendor	Construction	NA
6007-PLN-GFG-00-50-C804	North Alpha East Solar Array Foundation Plan Foundation Piles Location Data I	STRUCTURAL - 1	Vendor	Construction	NA
6007-PLN-GFG-00-50-C805	North Alpha East Solar Array Foundation Plan Foundation Piles Location Data II	STRUCTURAL - 1	Vendor	Construction	NA
6007-PLN-GFG-00-50-C806	North Alpha East Solar Array Foundation Plan Foundation Piles Location Data III	STRUCTURAL - 1	Vendor	Construction	NA
6007-PLN-GFG-00-50-C807	North Alpha East Solar Array Foundation Plan Foundation Piles Location Data IV	STRUCTURAL - 1	Vendor	Construction	NA
6007-PLN-GFG-00-50-P008	North Alpha East Solar Array Foundation Plan Foundation Piles Location Data V	STRUCTURAL - 1	Vendor	Construction	NA
6007-PLN-GFG-00-50-P009	North Alpha East Solar Array Foundation Plan Foundation Piles Location Data VI	STRUCTURAL - 1	Vendor	Construction	NA
6007-PLN-GFG-00-50-P010	North Alpha East Solar Array Foundation Plan Foundation Piles Location Data VII	STRUCTURAL - 1	Vendor	Construction	NA
6007-PLN-GFG-00-50-P011	North Alpha East Solar Array Foundation Plan Foundation Piles Location Data VIII	STRUCTURAL - 1	Vendor	Construction	NA
6007-PLN-GFG-00-50-P012	North Alpha East Solar Array Foundation Plan Foundation Piles Location Data IX	STRUCTURAL - 1	Vendor	Construction	NA
6007-PLN-GFG-00-50-P013	North Alpha East Solar Array Foundation Plan Foundation Piles Location Data X	STRUCTURAL - 1	Vendor	Construction	NA
6007-PLN-GFG-00-50-P014	North Alpha East Solar Array Foundation Plan Foundation Piles Location Data XI	STRUCTURAL - 1	Vendor	Construction	NA
6007-PLN-GFG-00-50-P015	North Alpha East Solar Array Foundation Plan Foundation Piles Location Data XII	STRUCTURAL - 1	Vendor	Construction	NA
6007-PLN-GFG-00-50-P016	North Alpha East Solar Array Foundation Plan Foundation Piles Location Data XIII	STRUCTURAL - 1	Vendor	Construction	NA
6007-PLN-GFG-00-50-P017	North Alpha East Solar Array Foundation Plan Foundation Piles Location Data XIV	STRUCTURAL - 1	Vendor	Construction	NA
6007-PLN-GFG-00-50-P018	North Alpha East Solar Array Foundation Plan Foundation Piles Location Data XV	STRUCTURAL - 1	Vendor	Construction	NA
6007-PLN-GFG-00-50-P019	North Alpha East Solar Array Foundation Plan Foundation Piles Location Data XVI	STRUCTURAL - 1	Vendor	Construction	NA
6007-PLN-GFG-00-50-P020	North Alpha East Solar Array Foundation Plan Foundation Piles Location Data XVII	STRUCTURAL - 1	Vendor	Construction	NA
6007-PLN-GFG-00-50-P021	North Alpha East Solar Array Foundation Plan Foundation Piles Location Data XVIII	STRUCTURAL - 1	Vendor	Construction	NA

Compliance No.:	GEN-2				
Job :	Mojave Solar Project				
Date: 02/06/14	Description: Structural Master Drawing List				
Sheet No.	Description	Applicable Condition of Certification	Vendor Supplied or EOR	Reason for Submittal	Revision
6007-PLN-GFG-00-50-P022	North Alpha East Solar Array Foundation Plan Foundation Piles Location Data XIX	STRUCTURAL - 1	Vendor	Construction	NA
6007-PLN-GFG-00-50-P023	North Alpha East Solar Array Foundation Plan Foundation Piles Location Data XX	STRUCTURAL - 1	Vendor	Construction	NA
6007-PLN-GFG-00-50-P024	North Alpha East Solar Array Foundation Plan Foundation Piles Location Data XXI	STRUCTURAL - 1	Vendor	Construction	NA
6007-PLN-GFG-00-50-P025	Middle Alpha East Solar Array Foundation Plans Cover Sheet	STRUCTURAL - 1	Vendor	Construction	NA
6007-PLN-GFG-00-50-P026	Notes Sheet	STRUCTURAL - 1	Vendor	Construction	NA
6007-PLN-GFG-00-50-P027	Middle Alpha East Solar Array Foundation Plan Foundation Working Points Layout I	STRUCTURAL - 1	Vendor	Construction	NA
6007-PLN-GFG-00-50-P028	6007-PLN-GFG-00-50-P028Middle Alpha East Solar Array Foundation Plan Foundation Working Points Layout II	STRUCTURAL - 1	Vendor	Construction	NA
6007-PLN-GFG-00-50-P029	Middle Alpha East Solar Array Foundation Plan Foundation Working Points Layout III	STRUCTURAL - 1	Vendor	Construction	NA
6007-PLN-GFG-00-50-P030	Middle Alpha East Solar Array Foundation Plan Foundation Working Points Layout IV	STRUCTURAL - 1	Vendor	Construction	NA
6007-PLN-GFG-00-50-P031	Middle Alpha East Solar Array Foundation Plan Foundation Working Points Layout V	STRUCTURAL - 1	Vendor	Construction	NA
6007-PLN-GFG-00-50-P032	Middle Alpha East Solar Array Foundation Plan Foundation Piles Location Data 1	STRUCTURAL - 1	Vendor	Construction	NA
6007-PLN-GFG-00-50-P033	Middle Alpha East Solar Array Foundation Plan Foundation Piles Location Data 2	STRUCTURAL - 1	Vendor	Construction	NA
6007-PLN-GFG-00-50-P034	Middle Alpha East Solar Array Foundation Plan Foundation Piles Location Data 3	STRUCTURAL - 1	Vendor	Construction	NA
6007-PLN-GFG-00-50-P035	Middle Alpha East Solar Array Foundation Plan Foundation Piles Location Data 4	STRUCTURAL - 1	Vendor	Construction	NA
6007-PLN-GFG-00-50-P036	Middle Alpha East Solar Array Foundation Plan Foundation Piles Location Data 5	STRUCTURAL - 1	Vendor	Construction	NA
6007-PLN-GFG-00-50-P037	Middle Alpha East Solar Array Foundation Plan Foundation Piles Location Data 6	STRUCTURAL - 1	Vendor	Construction	NA
6007-PLN-GFG-00-50-P038	Middle Alpha East Solar Array Foundation Plan Foundation Piles Location Data 7	STRUCTURAL - 1	Vendor	Construction	NA
6007-PLN-GFG-00-50-P039	Middle Alpha East Solar Array Foundation Plan Foundation Piles Location Data 8	STRUCTURAL - 1	Vendor	Construction	NA
6007-PLN-GFG-00-50-P040	Middle Alpha East Solar Array Foundation Plan Foundation Piles Location Data 9	STRUCTURAL - 1	Vendor	Construction	NA
6007-PLN-GFG-00-50-P041	Middle Alpha East Solar Array Foundation Plan Foundation Piles Location Data 10	STRUCTURAL - 1	Vendor	Construction	NA
6007-PLN-GFG-00-50-P042	Middle Alpha East Solar Array Foundation Plan Foundation Piles Location Data 11	STRUCTURAL - 1	Vendor	Construction	NA
6007-PLN-GFG-00-50-P043	Middle Alpha East Solar Array Foundation Plan Foundation Piles Location Data 12	STRUCTURAL - 1	Vendor	Construction	NA
6007-PLN-GFG-00-50-P044	Middle Alpha East Solar Array Foundation Plan Foundation Piles Location Data 13	STRUCTURAL - 1	Vendor	Construction	NA
6007-PLN-GFG-00-50-P045	Middle Alpha East Solar Array Foundation Plan Foundation Piles Location Data 14	STRUCTURAL - 1	Vendor	Construction	NA
6007-PLN-GFG-00-50-P046	Middle Alpha East Solar Array Foundation Plan Foundation Piles Location Data 15	STRUCTURAL - 1	Vendor	Construction	NA
6007-PLN-GFG-00-50-P047	Middle Alpha East Solar Array Foundation Plan Foundation Piles Location Data 16	STRUCTURAL - 1	Vendor	Construction	NA
6007-PLN-GFG-00-50-P048	Middle Alpha East Solar Array Foundation Plan Foundation Piles Location Data 17	STRUCTURAL - 1	Vendor	Construction	NA
6007-PLN-GFG-00-50-P049	Middle Alpha East Solar Array Foundation Plan Foundation Piles Location Data 18	STRUCTURAL - 1	Vendor	Construction	NA
6007-PLN-GFG-00-50-P050	Middle Alpha East Solar Array Foundation Plan Foundation Piles Location Data 19	STRUCTURAL - 1	Vendor	Construction	NA
6007-PLN-GFG-00-50-P051	Middle Alpha East Solar Array Foundation Plan Foundation Piles Location Data 20	STRUCTURAL - 1	Vendor	Construction	NA
6007-PLN-GFG-00-50-P052	Middle Alpha East Solar Array Foundation Plan Foundation Piles Location Data 21	STRUCTURAL - 1	Vendor	Construction	NA
6007-PLN-GFG-00-50-P053	Middle Alpha East Solar Array Foundation Plan Foundation Piles Location Data 22	STRUCTURAL - 1	Vendor	Construction	NA
6007-PLN-GFG-00-50-P054	Middle Alpha East Solar Array Foundation Plan Foundation Piles Location Data 23	STRUCTURAL - 1	Vendor	Construction	NA
6007-PLN-GFG-00-50-P055	Middle Alpha East Solar Array Foundation Plan Foundation Piles Location Data 24	STRUCTURAL - 1	Vendor	Construction	NA
6007-PLN-GFG-00-50-P056	Middle Alpha East Solar Array Foundation Plan Foundation Piles Location Data 25	STRUCTURAL - 1	Vendor	Construction	NA
6007-PLN-GFG-00-50-P057	Middle Alpha East Solar Array Foundation Plan Foundation Piles Location Data 26	STRUCTURAL - 1	Vendor	Construction	NA
6007-PLN-GFG-00-50-P058	Middle Alpha East Solar Array Foundation Plan Foundation Piles Location Data 27	STRUCTURAL - 1	Vendor	Construction	NA
6007-PLN-GFG-00-50-P059	Middle Alpha East Solar Array Foundation Plan Foundation Piles Location Data 28	STRUCTURAL - 1	Vendor	Construction	NA
6007-PLN-GFG-00-50-P060	Middle Alpha East Solar Array Foundation Plan Foundation Piles Location Data 29	STRUCTURAL - 1	Vendor	Construction	NA
6007-PLN-GFG-00-50-P061	Middle Alpha East Solar Array Foundation Plan Foundation Piles Location Data 30	STRUCTURAL - 1	Vendor	Construction	NA
6007-PLN-GFG-00-50-P062	Middle Alpha East Solar Array Foundation Plan Foundation Piles Location Data 31	STRUCTURAL - 1	Vendor	Construction	NA
6007-PLN-GFG-00-50-P063	Middle Alpha East Solar Array Foundation Plan Foundation Piles Location Data 32	STRUCTURAL - 1	Vendor	Construction	NA
6007-PLN-GFG-00-50-P064	Middle Alpha East Solar Array Foundation Plan Foundation Piles Location Data 33	STRUCTURAL - 1	Vendor	Construction	NA
6007-PLN-GFG-00-50-P065	Middle Alpha East Solar Array Foundation Plan Foundation Piles Location Data 34	STRUCTURAL - 1	Vendor	Construction	NA
6007-PLN-GFG-00-50-P066	Middle Alpha East Solar Array Foundation Plan Foundation Piles Location Data 35	STRUCTURAL - 1	Vendor	Construction	NA
6007-PLN-GFG-00-50-P067	Middle Alpha East Solar Array Foundation Plan Foundation Piles Location Data 36	STRUCTURAL - 1	Vendor	Construction	NA
6007-PLN-GFG-00-50-P068	Middle Alpha East Solar Array Foundation Plan Foundation Piles Location Data 37	STRUCTURAL - 1	Vendor	Construction	NA
6007-PLN-GFG-00-50-P069	Middle Alpha East Solar Array Foundation Plan Foundation Piles Location Data 38	STRUCTURAL - 1	Vendor	Construction	NA
6007-PLN-GFG-00-50-P070	Middle Alpha East Solar Array Foundation Plan Foundation Piles Location Data 39	STRUCTURAL - 1	Vendor	Construction	NA
6007-PLN-GFG-00-50-P071	Middle Alpha East Solar Array Foundation Plan Foundation Piles Location Data 40	STRUCTURAL - 1	Vendor	Construction	NA
6007-PLN-GFG-00-50-P072	Middle Alpha East Solar Array Foundation Plan Foundation Piles Location Data 41	STRUCTURAL - 1	Vendor	Construction	NA
6007-PLN-GFG-00-50-P073	Middle Alpha East Solar Array Foundation Plan Foundation Piles Location Data 42	STRUCTURAL - 1	Vendor	Construction	NA
6007-PLN-GFG-00-50-P074	Middle Alpha East Solar Array Foundation Plan Foundation Piles Location Data 43	STRUCTURAL - 1	Vendor	Construction	NA
6007-PLN-GFG-00-50-P075	Middle Alpha East Solar Array Foundation Plan Foundation Piles Location Data 44	STRUCTURAL - 1	Vendor	Construction	NA
6007-PLN-GFG-00-50-P076	Middle Alpha East Solar Array Foundation Plan Foundation Piles Location Data 45	STRUCTURAL - 1	Vendor	Construction	NA
6007-PLN-GFG-00-50-P077	Middle Alpha East Solar Array Foundation Plan Foundation Piles Location Data 46	STRUCTURAL - 1	Vendor	Construction	NA
6007-PLN-GFG-00-50-P078	Middle Alpha East Solar Array Foundation Plan Foundation Piles Location Data 47	STRUCTURAL - 1	Vendor	Construction	NA
6007-PLN-GFG-00-50-P079	Middle Alpha East Solar Array Foundation Plan Foundation Piles Location Data 48	STRUCTURAL - 1	Vendor	Construction	NA
6007-PLN-GFG-00-50-P080	Middle Alpha East Solar Array Foundation Plan Foundation Piles Location Data 49	STRUCTURAL - 1	Vendor	Construction	NA
6007-PLN-GFG-00-50-P081	Middle Alpha East Solar Array Foundation Plan Foundation Piles Location Data 50	STRUCTURAL - 1	Vendor	Construction	NA
6007-PLN-GFG-00-50-P082	Middle Alpha East Solar Array Foundation Plan Foundation Piles Location Data 51	STRUCTURAL - 1	Vendor	Construction	NA
6007-PLN-GFG-00-50-P083	Middle Alpha East Solar Array Foundation Plan Foundation Piles Location Data 52	STRUCTURAL - 1	Vendor	Construction	NA
6007-CAL-CCI-18-54-1300	Structural Calculations	STRUCTURAL - 1	Vendor	Construction	NA
6007-CAL-CCI-18-54-1710	Pre-Engineered Metal Building Calculations	STRUCTURAL - 1	Vendor	Construction	NA
6007-ESP-ATP-00-50-2068	Geotech Report Addendum 6	STRUCTURAL - 1	EOR	Construction	NA
6007-PLN-ATP-00-50-C001	Anchor Rod Assemblies and Details	STRUCTURAL - 1	EOR	Construction	NA
6007-PLN-ATP-00-50-S001	General Civil and Structural Notes	STRUCTURAL - 1	EOR	Construction	NA
6007-ESP-RJK-33-50-0004	Anchor Bolt Tolerance Calculations	STRUCTURAL - 1	Vendor	Approval	4
6007-ESP-RJK-33-50-0005	Drive Pilecap out fo tolerance	STRUCTURAL - 1	vendor	Approval	5
6007-ESP-RJK-33-50-0006	Type III pilecap out of tolerance fix	STRUCTURAL - 1	Vendor	Approval	6
6007-PLN-CCI-18-54-1200	Cover Sheet	STRUCTURAL - 1	vendor	Approval	7
6007-PLN-CCI-18-54-1210	Code Plan	STRUCTURAL - 1	vendor	Approval	7
6007-PLN-CCI-18-54-1211	Floor Plan	STRUCTURAL - 1	vendor	Approval	7
6007-PLN-PRI-39-52-1205	FOUNDATION PLAN	STRUCTURAL - 1	vendor	Approval	NA
Final Sealed and Signed Package 07.20.12-Signed	Pylon Structures Design Calculations Package	STRUCTURAL - 1	vendor	Approval	1
E-C328000_0 Central Support- signed	Central Support Plan	STRUCTURAL - 1	vendor	Approval	0
E-C335000_0 IntermediateSupport-signed	Intermediate Support Plan	STRUCTURAL - 1	vendor	Approval	0
App for Alt Mat - BV form	Application for Alternate Material	STRUCTURAL - 1	vendor	Approval	0
6007-ESP-CCI-18-54-1400	MECHANICAL SPECIFICATIONS	STRUCTURAL - 1	vendor	Approval	NA
6007-PLN-CCI-18-54-1200	COVER SHEET	STRUCTURAL - 1	vendor	Approval	NA
6007-PLN-CCI-18-54-1211	FLOOR PLAN	STRUCTURAL - 1	vendor	Approval	NA
6007-PLN-CCI-18-54-1213	TRENCH AND UTILITY PLAN	STRUCTURAL - 1	vendor	Approval	NA
6007-PLN-CCI-18-54-1214	EQUIPMENT LAYOUT	STRUCTURAL - 1	vendor	Approval	NA
6007-PLN-CCI-18-54-1221	EXTERIOR ELEVATIONS	STRUCTURAL - 1	vendor	Approval	NA
6007-PLN-CCI-18-54-1241	BUILDING SECTIONS	STRUCTURAL - 1	vendor	Approval	NA
6007-PLN-CCI-18-54-1321	FOUNDATION PLAN	STRUCTURAL - 1	vendor	Approval	NA
6007-PLN-CC1-18-54-1510	MECHANICAL/AIRLINE PIPING FLOOR PLAN	STRUCTURAL - 1	vendor	Approval	NA
6007-PLN-CC1-18-54-1520	MECHANICAL/AIRLINE PIPING SCHEDULES AND DIAGRAMS	STRUCTURAL - 1	vendor	Approval	NA
6007-PLN-CC1-18-54- 1611	ELECTRICAL GROUNDING PLAN	STRUCTURAL - 1	vendor	Approval	NA
6007-PLN-CC1-18-54- 1613	ELECTRICAL EQUIPMENT PLAN	STRUCTURAL - 1	vendor	Approval	NA
6007-PLN-CC1-18-54- 1621	ELECTRICAL LIGHTING PLAN	STRUCTURAL - 1	vendor	Approval	NA
6007-PLN-CC1-18-54- 1622	ELECTRICAL LIGHTING SCHEDULES	STRUCTURAL - 1	vendor	Approval	NA
6007-PLN-CC1-18-54- 1623	PHOTOMETRIC LIGHTING PLAN	STRUCTURAL - 1	vendor	Approval	NA
6007-PLN-CC1-18-54- 1624	EM PHOTOMETRIC LIGHTING PLAN	STRUCTURAL - 1	vendor	Approval	NA
6007-PLN-CC1-18-54- 1641	ONELINE DIAGRAM	STRUCTURAL - 1	vendor	Approval	NA
6007-PLN-CC1-18-54-1643	PANEL SCHEDULES	STRUCTURAL - 1	vendor	Approval	NA
6007-PLN-GFG-00-50-P212	Beta East Northeast Solar Array Foundation Plans Cover	STRUCTURAL - 1	vendor	Approval	NA
6007-PLN-GFG-00-50-P213	Beta East Northeast Solar Array Foundation Plans Notes Sheet	STRUCTURAL - 1	vendor	Approval	NA
6007-PLN-GFG-00-50-P214	Beta East Northeast Solar Array Foundation Plans Foundation Working Points Layout I	STRUCTURAL - 1	vendor	Approval	NA
6007-PLN-GFG-00-50-P215	Beta East Northeast Foundation Plans Solar Array Foundation Working Points Layout II	STRUCTURAL - 1	vendor	Approval	NA
6007-PLN-GFG-00-50-P216	Beta East Northeast Foundation Plans Solar Array Foundation Working Points Layout III	STRUCTURAL - 1	vendor	Approval	NA
6007-PLN-GFG-00-50-P217	Beta East Northeast Foundation Plans Solar Array Foundation Working Points Layout IV	STRUCTURAL - 1	vendor	Approval	NA
6007-PLN-GFG-00-50-P218	Beta East Northeast Foundation Plans Solar Array Foundation Working Points Layout V	STRUCTURAL - 1	vendor	Approval	NA

ABENER TEYMA
MOJAVE

Compliance No.:	GEN-2				
Job :	Mojave Solar Project				
Date: 02/06/14	Description: Structural Master Drawing List				
Sheet No.	Description	Applicable Condition of Certification	Vendor Supplied or EOR	Reason for Submittal	Revision
6007-PLN-GFG-00-50-P219	Beta East Northeast Foundation Plans Solar Array Foundation Working Points Layout VI	STRUCTURAL - 1	vendor	Approval	NA
6007-PLN-GFG-00-50-P220	Beta East Northeast Foundation Plans Solar Array Foundation Working Points Layout VII	STRUCTURAL - 1	vendor	Approval	NA
6007-PLN-GFG-00-50-P221	Beta East Northeast Foundation Plans Solar Array Foundation Working Points Layout VIII	STRUCTURAL - 1	vendor	Approval	NA
6007-PLN-GFG-00-50-P222	Beta East Northeast Solar Array Foundation Plans Foundation Piles Location Data 1	STRUCTURAL - 1	vendor	Approval	NA
6007-PLN-GFG-00-50-P223	Beta East Northeast Solar Array Foundation Plans Foundation Piles Location Data 2	STRUCTURAL - 1	vendor	Approval	NA
6007-PLN-GFG-00-50-P224	Beta East Northeast Solar Array Foundation Plans Foundation Piles Location Data 3	STRUCTURAL - 1	vendor	Approval	NA
6007-PLN-GFG-00-50-P225	Beta East Northeast Solar Array Foundation Plans Foundation Piles Location Data 4	STRUCTURAL - 1	vendor	Approval	NA
6007-PLN-GFG-00-50-P226	Beta East Northeast Solar Array Foundation Plans Foundation Piles Location Data 5	STRUCTURAL - 1	vendor	Approval	NA
6007-PLN-GFG-00-50-P227	Beta East Northeast Solar Array Foundation Plans Foundation Piles Location Data 6	STRUCTURAL - 1	vendor	Approval	NA
6007-PLN-GFG-00-50-P228	Beta East Northeast Solar Array Foundation Plans Foundation Piles Location Data 7	STRUCTURAL - 1	vendor	Approval	NA
6007-PLN-GFG-00-50-P229	Beta East Northeast Solar Array Foundation Plans Foundation Piles Location Data 8	STRUCTURAL - 1	vendor	Approval	NA
6007-PLN-GFG-00-50-P230	Beta East Northeast Solar Array Foundation Plans Foundation Piles Location Data 9	STRUCTURAL - 1	vendor	Approval	NA
6007-PLN-GFG-00-50-P231	Beta East Northeast Solar Array Foundation Plans Foundation Piles Location Data 10	STRUCTURAL - 1	vendor	Approval	NA
6007-PLN-GFG-00-50-P232	Beta East Northeast Solar Array Foundation Plans Foundation Piles Location Data 11	STRUCTURAL - 1	vendor	Approval	NA
6007-PLN-GFG-00-50-P233	Beta East Northeast Solar Array Foundation Plans Foundation Piles Location Data 12	STRUCTURAL - 1	vendor	Approval	NA
6007-PLN-GFG-00-50-P234	Beta East Northeast Solar Array Foundation Plans Foundation Piles Location Data 13	STRUCTURAL - 1	vendor	Approval	NA
6007-PLN-GFG-00-50-P235	Beta East Northeast Solar Array Foundation Plans Foundation Piles Location Data 14	STRUCTURAL - 1	vendor	Approval	NA
6007-PLN-GFG-00-50-P236	Beta East Northeast Solar Array Foundation Plans Foundation Piles Location Data 15	STRUCTURAL - 1	vendor	Approval	NA
6007-PLN-GFG-00-50-P237	Beta East Northeast Solar Array Foundation Plans Foundation Piles Location Data 16	STRUCTURAL - 1	vendor	Approval	NA
6007-PLN-GFG-00-50-P238	Beta East Northeast Solar Array Foundation Plans Foundation Piles Location Data 17	STRUCTURAL - 1	vendor	Approval	NA
6007-PLN-GFG-00-50-P239	Beta East Northeast Solar Array Foundation Plans Foundation Piles Location Data 18	STRUCTURAL - 1	vendor	Approval	NA
6007-PLN-GFG-00-50-P240	Beta East Northeast Solar Array Foundation Plans Foundation Piles Location Data 19	STRUCTURAL - 1	vendor	Approval	NA
6007-PLN-GFG-00-50-P241	Beta East Northeast Solar Array Foundation Plans Foundation Piles Location Data 20	STRUCTURAL - 1	vendor	Approval	NA
6007-PLN-GFG-00-50-P242	Beta East Northeast Solar Array Foundation Plans Foundation Piles Location Data 21	STRUCTURAL - 1	vendor	Approval	NA
6007-PLN-GFG-00-50-P243	Beta East Northeast Solar Array Foundation Plans Foundation Piles Location Data 22	STRUCTURAL - 1	vendor	Approval	NA
6007-PLN-GFG-00-50-P244	Beta East Northeast Solar Array Foundation Plans Foundation Piles Location Data 23	STRUCTURAL - 1	vendor	Approval	NA
6007-PLN-GFG-00-50-P245	Beta East Northeast Solar Array Foundation Plans Foundation Piles Location Data 24	STRUCTURAL - 1	vendor	Approval	NA
6007-PLN-GFG-00-50-P246	Beta East Northeast Solar Array Foundation Plans Foundation Piles Location Data 25	STRUCTURAL - 1	vendor	Approval	NA
6007-PLN-GFG-00-50-P247	Beta East Northeast Solar Array Foundation Plans Foundation Piles Location Data 26	STRUCTURAL - 1	vendor	Approval	NA
6007-PLN-GFG-00-50-P248	Beta East Northeast Solar Array Foundation Plans Foundation Piles Location Data 27	STRUCTURAL - 1	vendor	Approval	NA
6007-PLN-GFG-00-50-P249	Beta East Northeast Solar Array Foundation Plans Foundation Piles Location Data 28	STRUCTURAL - 1	vendor	Approval	NA
6007-PLN-GFG-00-50-P250	Beta East Northeast Solar Array Foundation Plans Foundation Piles Location Data 29	STRUCTURAL - 1	vendor	Approval	NA
6007-PLN-GFG-00-50-P251	Beta East Northeast Solar Array Foundation Plans Foundation Piles Location Data 30	STRUCTURAL - 1	vendor	Approval	NA
6007-PLN-GFG-00-50-P252	Beta East Northeast Solar Array Foundation Plans Foundation Piles Location Data 31	STRUCTURAL - 1	vendor	Approval	NA
6007-PLN-GFG-00-50-P253	Beta East Northeast Solar Array Foundation Plans Foundation Piles Location Data 32	STRUCTURAL - 1	vendor	Approval	NA
6007-PLN-GFG-00-50-P254	Beta East Northeast Solar Array Foundation Plans Foundation Piles Location Data 33	STRUCTURAL - 1	vendor	Approval	NA
6007-PLN-GFG-00-50-P255	Beta East Northeast Solar Array Foundation Plans Foundation Piles Location Data 34	STRUCTURAL - 1	vendor	Approval	NA
6007-PLN-GFG-00-50-P256	Beta East Northeast Solar Array Foundation Plans Foundation Piles Location Data 35	STRUCTURAL - 1	vendor	Approval	NA
6007-PLN-GFG-00-50-P257	Beta East Northeast Solar Array Foundation Plans Foundation Piles Location Data 36	STRUCTURAL - 1	vendor	Approval	NA
6007-PLN-GFG-00-50-P258	Beta East Northeast Solar Array Foundation Plans Foundation Piles Location Data 37	STRUCTURAL - 1	vendor	Approval	NA
6007-PLN-GFG-00-50-P259	Beta East Northeast Solar Array Foundation Plans Foundation Piles Location Data 38	STRUCTURAL - 1	vendor	Approval	NA
6007-PLN-GFG-00-50-P260	Beta East Northeast Solar Array Foundation Plans Foundation Piles Location Data 39	STRUCTURAL - 1	vendor	Approval	NA
6007-PLN-GFG-00-50-P261	Beta East Northeast Solar Array Foundation Plans Foundation Piles Location Data 40	STRUCTURAL - 1	vendor	Approval	NA
6007-PLN-GFG-00-50-P262	Beta East Northeast Solar Array Foundation Plans Foundation Piles Location Data 41	STRUCTURAL - 1	vendor	Approval	NA
6007-PLN-GFG-00-50-P263	Beta East Northeast Solar Array Foundation Plans Foundation Piles Location Data 42	STRUCTURAL - 1	vendor	Approval	NA
6007-PLN-GFG-00-50-P264	Beta East Northeast Solar Array Foundation Plans Foundation Piles Location Data 43	STRUCTURAL - 1	vendor	Approval	NA
6007-PLN-GFG-00-50-P265	Beta East Northeast Solar Array Foundation Plans Foundation Piles Location Data 44	STRUCTURAL - 1	vendor	Approval	NA
6007-PLN-GFG-00-50-P266	Beta East Northeast Solar Array Foundation Plans Foundation Piles Location Data 45	STRUCTURAL - 1	vendor	Approval	NA
6007-PLN-GFG-00-50-P267	Beta East Northeast Solar Array Foundation Plans Foundation Piles Location Data 46	STRUCTURAL - 1	vendor	Approval	NA
6007-PLN-GFG-00-50-P268	Beta East Northeast Solar Array Foundation Plans Foundation Piles Location Data 47	STRUCTURAL - 1	vendor	Approval	NA
6007-PLN-GFG-00-50-P269	Beta East Northeast Solar Array Foundation Plans Foundation Piles Location Data 48	STRUCTURAL - 1	vendor	Approval	NA
6007-PLN-GFG-00-50-P270	Beta East Northeast Solar Array Foundation Plans Foundation Piles Location Data 49	STRUCTURAL - 1	vendor	Approval	NA
6007-PLN-GFG-00-50-P271	Beta East Northeast Solar Array Foundation Plans Foundation Piles Location Data 50	STRUCTURAL - 1	vendor	Approval	NA
6007-PLN-GFG-00-50-P272	Beta East Northeast Solar Array Foundation Plans Foundation Piles Location Data 51	STRUCTURAL - 1	vendor	Approval	NA
6007-PLN-GFG-00-50-P273	Beta East Northeast Solar Array Foundation Plans Foundation Piles Location Data 52	STRUCTURAL - 1	vendor	Approval	NA
6007-PLN-GFG-00-50-P274	Beta East Northeast Solar Array Foundation Plans Foundation Piles Location Data 53	STRUCTURAL - 1	vendor	Approval	NA
6007-PLN-GFG-00-50-P275	Beta East Northeast Solar Array Foundation Plans Foundation Piles Location Data 54	STRUCTURAL - 1	vendor	Approval	NA
6007-PLN-GFG-00-50-P276	Beta East Northeast Solar Array Foundation Plans Foundation Piles Location Data 55	STRUCTURAL - 1	vendor	Approval	NA
6007-PLN-GFG-00-50-P277	Beta East Northeast Solar Array Foundation Plans Foundation Piles Location Data 56	STRUCTURAL - 1	vendor	Approval	NA
6007-PLN-GFG-00-50-P278	Beta East Northeast Solar Array Foundation Plans Foundation Piles Location Data 57	STRUCTURAL - 1	vendor	Approval	NA
6007-PLN-GFG-00-50-P279	Beta East Northeast Solar Array Foundation Plans Foundation Piles Location Data 58	STRUCTURAL - 1	vendor	Approval	NA
6007-PLN-GFG-00-50-P280	Beta East Northeast Solar Array Foundation Plans Foundation Piles Location Data 59	STRUCTURAL - 1	vendor	Approval	NA
6007-PLN-GFG-00-50-P281	Beta East Northeast Solar Array Foundation Plans Foundation Piles Location Data 60	STRUCTURAL - 1	vendor	Approval	NA
6007-PLN-GFG-00-50-P282	Beta East Northeast Solar Array Foundation Plans Foundation Piles Location Data 61	STRUCTURAL - 1	vendor	Approval	NA
6007-PLN-GFG-00-50-P283	Beta East Northeast Solar Array Foundation Plans Foundation Piles Location Data 62	STRUCTURAL - 1	vendor	Approval	NA
6007-PLN-GFG-00-50-P284	Beta East Northeast Solar Array Foundation Plans Foundation Piles Location Data 63	STRUCTURAL - 1	vendor	Approval	NA
6007-PLN-GFG-00-50-P285	Beta East Northeast Solar Array Foundation Plans Foundation Piles Location Data 64	STRUCTURAL - 1	vendor	Approval	NA
6007-PLN-GFG-00-50-P286	Beta East Northeast Solar Array Foundation Plans Foundation Piles Location Data 65	STRUCTURAL - 1	vendor	Approval	NA
6007-PLN-GFG-00-50-P287	Beta East Northeast Solar Array Foundation Plans Foundation Piles Location Data 66	STRUCTURAL - 1	vendor	Approval	NA
6007-PLN-GFG-00-50-P143	Beta East Southeast Solar Array Foundation Plans Cover	STRUCTURAL - 1	vendor	Approval	NA
6007-PLN-GFG-00-50-P144	Beta East Southeast Solar Array Foundation Plans Notes Sheet	STRUCTURAL - 1	vendor	Approval	NA
6007-PLN-GFG-00-50-P145	Beta East Southeast Solar Array Foundation Plans Foundation Working Points Layout I	STRUCTURAL - 1	vendor	Approval	NA
6007-PLN-GFG-00-50-P146	Beta East Southeast Solar Array Foundation Plans Foundation Working Points Layout II	STRUCTURAL - 1	vendor	Approval	NA
6007-PLN-GFG-00-50-P147	Beta East Southeast Solar Array Foundation Plans Foundation Working Points Layout III	STRUCTURAL - 1	vendor	Approval	NA
6007-PLN-GFG-00-50-P148	Beta East Southeast Solar Array Foundation Plans Foundation Working Points Layout IV	STRUCTURAL - 1	vendor	Approval	NA
6007-PLN-GFG-00-50-P149	Beta East Southeast Solar Array Foundation Plans Foundation Working Points Layout V	STRUCTURAL - 1	vendor	Approval	NA
6007-PLN-GFG-00-50-P150	Beta East Southeast Solar Array Foundation Plans Foundation Working Points Layout VI	STRUCTURAL - 1	vendor	Approval	NA
6007-PLN-GFG-00-50-P151	Beta East Southeast Solar Array Foundation Plans Foundation Working Points Layout VII	STRUCTURAL - 1	vendor	Approval	NA
6007-PLN-GFG-00-50-P152	Beta East Southeast Solar Array Foundation Plans Foundation Piles Location Data 1	STRUCTURAL - 1	vendor	Approval	NA
6007-PLN-GFG-00-50-P153	Beta East Southeast Solar Array Foundation Plans Foundation Piles Location Data 2	STRUCTURAL - 1	vendor	Approval	NA
6007-PLN-GFG-00-50-P154	Beta East Southeast Solar Array Foundation Plans Foundation Piles Location Data 3	STRUCTURAL - 1	vendor	Approval	NA
6007-PLN-GFG-00-50-P155	Beta East Southeast Solar Array Foundation Plans Foundation Piles Location Data 4	STRUCTURAL - 1	vendor	Approval	NA
6007-PLN-GFG-00-50-P156	Beta East Southeast Solar Array Foundation Plans Foundation Piles Location Data 5	STRUCTURAL - 1	vendor	Approval	NA
6007-PLN-GFG-00-50-P157	Beta East Southeast Solar Array Foundation Plans Foundation Piles Location Data 6	STRUCTURAL - 1	vendor	Approval	NA
6007-PLN-GFG-00-50-P158	Beta East Southeast Solar Array Foundation Plans Foundation Piles Location Data 7	STRUCTURAL - 1	vendor	Approval	NA
6007-PLN-GFG-00-50-P159	Beta East Southeast Solar Array Foundation Plans Foundation Piles Location Data 8	STRUCTURAL - 1	vendor	Approval	NA
6007-PLN-GFG-00-50-P160	Beta East Southeast Solar Array Foundation Plans Foundation Piles Location Data 9	STRUCTURAL - 1	vendor	Approval	NA
6007-PLN-GFG-00-50-P161	Beta East Southeast Solar Array Foundation Plans Foundation Piles Location Data 10	STRUCTURAL - 1	vendor	Approval	NA
6007-PLN-GFG-00-50-P162	Beta East Southeast Solar Array Foundation Plans Foundation Piles Location Data 11	STRUCTURAL - 1	vendor	Approval	NA
6007-PLN-GFG-00-50-P163	Beta East Southeast Solar Array Foundation Plans Foundation Piles Location Data 12	STRUCTURAL - 1	vendor	Approval	NA
6007-PLN-GFG-00-50-P164	Beta East Southeast Solar Array Foundation Plans Foundation Piles Location Data 13	STRUCTURAL - 1	vendor	Approval	NA
6007-PLN-GFG-00-50-P165	Beta East Southeast Solar Array Foundation Plans Foundation Piles Location Data 14	STRUCTURAL - 1	vendor	Approval	NA
6007-PLN-GFG-00-50-P166	Beta East Southeast Solar Array Foundation Plans Foundation Piles Location Data 15	STRUCTURAL - 1	vendor	Approval	NA
6007-PLN-GFG-00-50-P167	Beta East Southeast Solar Array Foundation Plans Foundation Piles Location Data 16	STRUCTURAL - 1	vendor	Approval	NA

ABENER TEYMA
MOJAVE

Compliance No.:	GEN-2				
Job :	Mojave Solar Project				
Date: 02/06/14	Description: Structural Master Drawing List				
Sheet No.	Description	Applicable Condition of Certification	Vendor Supplied or EOR	Reason for Submittal	Revision
6007-PLN-GFG-00-50-P168	Beta East Southeast Solar Array Foundation Plans Foundation Piles Location Data 17	STRUCTURAL - 1	vendor	Approval	NA
6007-PLN-GFG-00-50-P169	Beta East Southeast Solar Array Foundation Plans Foundation Piles Location Data 18	STRUCTURAL - 1	vendor	Approval	NA
6007-PLN-GFG-00-50-P170	Beta East Southeast Solar Array Foundation Plans Foundation Piles Location Data 19	STRUCTURAL - 1	vendor	Approval	NA
6007-PLN-GFG-00-50-P171	Beta East Southeast Solar Array Foundation Plans Foundation Piles Location Data 20	STRUCTURAL - 1	vendor	Approval	NA
6007-PLN-GFG-00-50-P172	Beta East Southeast Solar Array Foundation Plans Foundation Piles Location Data 21	STRUCTURAL - 1	vendor	Approval	NA
6007-PLN-GFG-00-50-P173	Beta East Southeast Solar Array Foundation Plans Foundation Piles Location Data 22	STRUCTURAL - 1	vendor	Approval	NA
6007-PLN-GFG-00-50-P174	Beta East Southeast Solar Array Foundation Plans Foundation Piles Location Data 23	STRUCTURAL - 1	vendor	Approval	NA
6007-PLN-GFG-00-50-P175	Beta East Southeast Solar Array Foundation Plans Foundation Piles Location Data 24	STRUCTURAL - 1	vendor	Approval	NA
6007-PLN-GFG-00-50-P176	Beta East Southeast Solar Array Foundation Plans Foundation Piles Location Data 25	STRUCTURAL - 1	vendor	Approval	NA
6007-PLN-GFG-00-50-P177	Beta East Southeast Solar Array Foundation Plans Foundation Piles Location Data 26	STRUCTURAL - 1	vendor	Approval	NA
6007-PLN-GFG-00-50-P178	Beta East Southeast Solar Array Foundation Plans Foundation Piles Location Data 27	STRUCTURAL - 1	vendor	Approval	NA
6007-PLN-GFG-00-50-P179	Beta East Southeast Solar Array Foundation Plans Foundation Piles Location Data 28	STRUCTURAL - 1	vendor	Approval	NA
6007-PLN-GFG-00-50-P180	Beta East Southeast Solar Array Foundation Plans Foundation Piles Location Data 29	STRUCTURAL - 1	vendor	Approval	NA
6007-PLN-GFG-00-50-P181	Beta East Southeast Solar Array Foundation Plans Foundation Piles Location Data 30	STRUCTURAL - 1	vendor	Approval	NA
6007-PLN-GFG-00-50-P182	Beta East Southeast Solar Array Foundation Plans Foundation Piles Location Data 31	STRUCTURAL - 1	vendor	Approval	NA
6007-PLN-GFG-00-50-P183	Beta East Southeast Solar Array Foundation Plans Foundation Piles Location Data 32	STRUCTURAL - 1	vendor	Approval	NA
6007-PLN-GFG-00-50-P184	Beta East Southeast Solar Array Foundation Plans Foundation Piles Location Data 33	STRUCTURAL - 1	vendor	Approval	NA
6007-PLN-GFG-00-50-P185	Beta East Southeast Solar Array Foundation Plans Foundation Piles Location Data 34	STRUCTURAL - 1	vendor	Approval	NA
6007-PLN-GFG-00-50-P186	Beta East Southeast Solar Array Foundation Plans Foundation Piles Location Data 35	STRUCTURAL - 1	vendor	Approval	NA
6007-PLN-GFG-00-50-P187	Beta East Southeast Solar Array Foundation Plans Foundation Piles Location Data 36	STRUCTURAL - 1	vendor	Approval	NA
6007-PLN-GFG-00-50-P188	Beta East Southeast Solar Array Foundation Plans Foundation Piles Location Data 37	STRUCTURAL - 1	vendor	Approval	NA
6007-PLN-GFG-00-50-P189	Beta East Southeast Solar Array Foundation Plans Foundation Piles Location Data 38	STRUCTURAL - 1	vendor	Approval	NA
6007-PLN-GFG-00-50-P190	Beta East Southeast Solar Array Foundation Plans Foundation Piles Location Data 39	STRUCTURAL - 1	vendor	Approval	NA
6007-PLN-GFG-00-50-P191	Beta East Southeast Solar Array Foundation Plans Foundation Piles Location Data 40	STRUCTURAL - 1	vendor	Approval	NA
6007-PLN-GFG-00-50-P192	Beta East Southeast Solar Array Foundation Plans Foundation Piles Location Data 41	STRUCTURAL - 1	vendor	Approval	NA
6007-PLN-GFG-00-50-P193	Beta East Southeast Solar Array Foundation Plans Foundation Piles Location Data 42	STRUCTURAL - 1	vendor	Approval	NA
6007-PLN-GFG-00-50-P194	Beta East Southeast Solar Array Foundation Plans Foundation Piles Location Data 43	STRUCTURAL - 1	vendor	Approval	NA
6007-PLN-GFG-00-50-P195	Beta East Southeast Solar Array Foundation Plans Foundation Piles Location Data 44	STRUCTURAL - 1	vendor	Approval	NA
6007-PLN-GFG-00-50-P196	Beta East Southeast Solar Array Foundation Plans Foundation Piles Location Data 45	STRUCTURAL - 1	vendor	Approval	NA
6007-PLN-GFG-00-50-P197	Beta East Southeast Solar Array Foundation Plans Foundation Piles Location Data 46	STRUCTURAL - 1	vendor	Approval	NA
6007-PLN-GFG-00-50-P198	Beta East Southeast Solar Array Foundation Plans Foundation Piles Location Data 47	STRUCTURAL - 1	vendor	Approval	NA
6007-PLN-GFG-00-50-P199	Beta East Southeast Solar Array Foundation Plans Foundation Piles Location Data 48	STRUCTURAL - 1	vendor	Approval	NA
6007-PLN-GFG-00-50-P200	Beta East Southeast Solar Array Foundation Plans Foundation Piles Location Data 49	STRUCTURAL - 1	vendor	Approval	NA
6007-PLN-GFG-00-50-P201	Beta East Southeast Solar Array Foundation Plans Foundation Piles Location Data 50	STRUCTURAL - 1	vendor	Approval	NA
6007-PLN-GFG-00-50-P202	Beta East Southeast Solar Array Foundation Plans Foundation Piles Location Data 51	STRUCTURAL - 1	vendor	Approval	NA
6007-PLN-GFG-00-50-P203	Beta East Southeast Solar Array Foundation Plans Foundation Piles Location Data 52	STRUCTURAL - 1	vendor	Approval	NA
6007-PLN-GFG-00-50-P204	Beta East Southeast Solar Array Foundation Plans Foundation Piles Location Data 53	STRUCTURAL - 1	vendor	Approval	NA
6007-PLN-GFG-00-50-P205	Beta East Southeast Solar Array Foundation Plans Foundation Piles Location Data 54	STRUCTURAL - 1	vendor	Approval	NA
6007-PLN-GFG-00-50-P206	Beta East Southeast Solar Array Foundation Plans Foundation Piles Location Data 55	STRUCTURAL - 1	vendor	Approval	NA
6007-PLN-GFG-00-50-P207	Beta East Southeast Solar Array Foundation Plans Foundation Piles Location Data 56	STRUCTURAL - 1	vendor	Approval	NA
6007-PLN-GFG-00-50-P208	Beta East Southeast Solar Array Foundation Plans Foundation Piles Location Data 57	STRUCTURAL - 1	vendor	Approval	NA
6007-PLN-GFG-00-50-P209	Beta East Southeast Solar Array Foundation Plans Foundation Piles Location Data 58	STRUCTURAL - 1	vendor	Approval	NA
6007-PLN-GFG-00-50-P210	Beta East Southeast Solar Array Foundation Plans Foundation Piles Location Data 59	STRUCTURAL - 1	vendor	Approval	NA
6007-PLN-GFG-00-50-P211	Beta East Southeast Solar Array Foundation Plans Foundation Piles Location Data 60	STRUCTURAL - 1	vendor	Approval	NA
6007-PLN-GFG-00-50-P288	Beta East Southeast Solar Array Foundation Plans Foundation Piles Location Data 60	STRUCTURAL - 1	vendor	Approval	NA
6007-PLN-GFG-00-50-P289	Beta East Southeast Solar Array Foundation Plans Foundation Piles Location Data 60	STRUCTURAL - 1	vendor	Approval	NA
6007-PLN-GFG-00-50-P290	Beta East Southeast Solar Array Foundation Plans Foundation Piles Location Data 60	STRUCTURAL - 1	vendor	Approval	NA
6007-PLN-GFG-00-50-P291	Beta East Southeast Solar Array Foundation Plans Foundation Piles Location Data 60	STRUCTURAL - 1	vendor	Approval	NA
6007-PLN-GFG-00-50-P292	Beta East Southeast Solar Array Foundation Plans Foundation Piles Location Data 60	STRUCTURAL - 1	vendor	Approval	NA
6007-PLN-GFG-00-50-P293	Beta East Southeast Solar Array Foundation Plans Foundation Piles Location Data 60	STRUCTURAL - 1	vendor	Approval	NA
6007-PLN-GFG-00-50-P294	Beta East Southeast Solar Array Foundation Plans Foundation Piles Location Data 60	STRUCTURAL - 1	vendor	Approval	NA
6007-PLN-GFG-00-50-P295	Beta East Southeast Solar Array Foundation Plans Foundation Piles Location Data 60	STRUCTURAL - 1	vendor	Approval	NA
6007-PLN-GFG-00-50-P296	Beta East Southeast Solar Array Foundation Plans Foundation Piles Location Data 60	STRUCTURAL - 1	vendor	Approval	NA
6007-PLN-GFG-00-50-P297	Beta East Southeast Solar Array Foundation Plans Foundation Piles Location Data 60	STRUCTURAL - 1	vendor	Approval	NA
6007-PLN-GFG-00-50-P298	Beta East Southeast Solar Array Foundation Plans Foundation Piles Location Data 60	STRUCTURAL - 1	vendor	Approval	NA
6007-PLN-GFG-00-50-P299	Beta East Southeast Solar Array Foundation Plans Foundation Piles Location Data 60	STRUCTURAL - 1	vendor	Approval	NA
6007-PLN-GFG-00-50-P300	Beta East Southeast Solar Array Foundation Plans Foundation Piles Location Data 60	STRUCTURAL - 1	vendor	Approval	NA
6007-PLN-GFG-00-50-P301	Beta East Southeast Solar Array Foundation Plans Foundation Piles Location Data 60	STRUCTURAL - 1	vendor	Approval	NA
6007-PLN-GFG-00-50-P302	Beta East Southeast Solar Array Foundation Plans Foundation Piles Location Data 60	STRUCTURAL - 1	vendor	Approval	NA
6007-PLN-GFG-00-50-P303	Beta East Southeast Solar Array Foundation Plans Foundation Piles Location Data 60	STRUCTURAL - 1	vendor	Approval	NA
6007-PLN-GFG-00-50-P304	Beta East Southeast Solar Array Foundation Plans Foundation Piles Location Data 60	STRUCTURAL - 1	vendor	Approval	NA
6007-PLN-GFG-00-50-P305	Beta East Southeast Solar Array Foundation Plans Foundation Piles Location Data 60	STRUCTURAL - 1	vendor	Approval	NA
6007-PLN-GFG-00-50-P306	Beta East Southeast Solar Array Foundation Plans Foundation Piles Location Data 60	STRUCTURAL - 1	vendor	Approval	NA
6007-PLN-GFG-00-50-P307	Beta East Southeast Solar Array Foundation Plans Foundation Piles Location Data 60	STRUCTURAL - 1	vendor	Approval	NA
6007-PLN-GFG-00-50-P308	Beta East Southeast Solar Array Foundation Plans Foundation Piles Location Data 60	STRUCTURAL - 1	vendor	Approval	NA
6007-PLN-GFG-00-50-P309	Beta East Southeast Solar Array Foundation Plans Foundation Piles Location Data 60	STRUCTURAL - 1	vendor	Approval	NA
6007-PLN-GFG-00-50-P310	Beta East Southeast Solar Array Foundation Plans Foundation Piles Location Data 60	STRUCTURAL - 1	vendor	Approval	NA
6007-PLN-GFG-00-50-P311	Beta East Southeast Solar Array Foundation Plans Foundation Piles Location Data 60	STRUCTURAL - 1	vendor	Approval	NA
6007-PLN-GFG-00-50-P312	Beta East Southeast Solar Array Foundation Plans Foundation Piles Location Data 60	STRUCTURAL - 1	vendor	Approval	NA
6007-PLN-GFG-00-50-P313	Beta East Southeast Solar Array Foundation Plans Foundation Piles Location Data 60	STRUCTURAL - 1	vendor	Approval	NA
6007-PLN-GFG-00-50-P314	Beta East Southeast Solar Array Foundation Plans Foundation Piles Location Data 60	STRUCTURAL - 1	vendor	Approval	NA
6007-PLN-GFG-00-50-P315	Beta East Southeast Solar Array Foundation Plans Foundation Piles Location Data 60	STRUCTURAL - 1	vendor	Approval	NA
6007-PLN-GFG-00-50-P316	Beta East Southeast Solar Array Foundation Plans Foundation Piles Location Data 60	STRUCTURAL - 1	vendor	Approval	NA
6007-PLN-GFG-00-50-P317	Beta East Southeast Solar Array Foundation Plans Foundation Piles Location Data 60	STRUCTURAL - 1	vendor	Approval	NA
6007-PLN-GFG-00-50-P318	Beta East Southeast Solar Array Foundation Plans Foundation Piles Location Data 60	STRUCTURAL - 1	vendor	Approval	NA
6007-PLN-GFG-00-50-P319	Beta East Southeast Solar Array Foundation Plans Foundation Piles Location Data 60	STRUCTURAL - 1	vendor	Approval	NA
6007-PLN-GFG-00-50-P320	Beta East Southeast Solar Array Foundation Plans Foundation Piles Location Data 60	STRUCTURAL - 1	vendor	Approval	NA
6007-PLN-GFG-00-50-P321	Beta East Southeast Solar Array Foundation Plans Foundation Piles Location Data 60	STRUCTURAL - 1	vendor	Approval	NA
6007-PLN-GFG-00-50-P322	Beta East Southeast Solar Array Foundation Plans Foundation Piles Location Data 60	STRUCTURAL - 1	vendor	Approval	NA
6007-PLN-GFG-00-50-P323	Beta East Southeast Solar Array Foundation Plans Foundation Piles Location Data 60	STRUCTURAL - 1	vendor	Approval	NA
6007-PLN-GFG-00-50-P324	Beta East Southeast Solar Array Foundation Plans Foundation Piles Location Data 60	STRUCTURAL - 1	vendor	Approval	NA
6007-PLN-GFG-00-50-P325	Beta East Southeast Solar Array Foundation Plans Foundation Piles Location Data 60	STRUCTURAL - 1	vendor	Approval	NA
6007-PLN-GFG-00-50-P326	Beta East Southeast Solar Array Foundation Plans Foundation Piles Location Data 60	STRUCTURAL - 1	vendor	Approval	NA
6007-PLN-GFG-00-50-P327	Beta East Southeast Solar Array Foundation Plans Foundation Piles Location Data 60	STRUCTURAL - 1	vendor	Approval	NA
6007-PLN-GFG-00-50-P328	Beta East Southeast Solar Array Foundation Plans Foundation Piles Location Data 60	STRUCTURAL - 1	vendor	Approval	NA
6007-PLN-GFG-00-50-P329	Beta East Southeast Solar Array Foundation Plans Foundation Piles Location Data 60	STRUCTURAL - 1	vendor	Approval	NA
6007-PLN-GFG-00-50-P330	Beta East Southeast Solar Array Foundation Plans Foundation Piles Location Data 60	STRUCTURAL - 1	vendor	Approval	NA
6007-PLN-GFG-00-50-P331	Beta East Southeast Solar Array Foundation Plans Foundation Piles Location Data 60	STRUCTURAL - 1	vendor	Approval	NA

ABENER TEYMA
MOJAVE

Compliance No.:	GEN-2				
Job :	Mojave Solar Project				
Date: 02/06/14	Description: Structural Master Drawing List				
Sheet No.	Description	Applicable Condition of Certification	Vendor Supplied or EOR	Reason for Submittal	Revision
6007-PLN-GFG-00-50-P332	Beta East Southeast Solar Array Foundation Plans Foundation Piles Location Data 60	STRUCTURAL - 1	vendor	Approval	NA
6007-PLN-GFG-00-50-P333	Beta East Southeast Solar Array Foundation Plans Foundation Piles Location Data 60	STRUCTURAL - 1	vendor	Approval	NA
6007-PLN-GFG-00-50-P334	Beta East Southeast Solar Array Foundation Plans Foundation Piles Location Data 60	STRUCTURAL - 1	vendor	Approval	NA
6007-PLN-GFG-00-50-P335	Beta East Southeast Solar Array Foundation Plans Foundation Piles Location Data 60	STRUCTURAL - 1	vendor	Approval	NA
6007-PLN-GFG-00-50-P336	Beta East Southeast Solar Array Foundation Plans Foundation Piles Location Data 60	STRUCTURAL - 1	vendor	Approval	NA
6007-PLN-GFG-00-50-P337	Beta East Southeast Solar Array Foundation Plans Foundation Piles Location Data 60	STRUCTURAL - 1	vendor	Approval	NA
6007-PLN-GFG-00-50-P338	Beta East Southeast Solar Array Foundation Plans Foundation Piles Location Data 60	STRUCTURAL - 1	vendor	Approval	NA
6007-PLN-GFG-00-50-P339	Beta East Southeast Solar Array Foundation Plans Foundation Piles Location Data 60	STRUCTURAL - 1	vendor	Approval	NA
6007-PLN-GFG-00-50-P340	Beta East Southeast Solar Array Foundation Plans Foundation Piles Location Data 60	STRUCTURAL - 1	vendor	Approval	NA
6007-PLN-GFG-00-50-P341	Beta East Southeast Solar Array Foundation Plans Foundation Piles Location Data 60	STRUCTURAL - 1	vendor	Approval	NA
6007-PLN-GFG-00-50-P342	Beta East Southeast Solar Array Foundation Plans Foundation Piles Location Data 60	STRUCTURAL - 1	vendor	Approval	NA
6007-PLN-GFG-00-50-P343	Beta East Southeast Solar Array Foundation Plans Foundation Piles Location Data 60	STRUCTURAL - 1	vendor	Approval	NA
6007-PLN-GFG-00-50-P344	Beta East Southeast Solar Array Foundation Plans Foundation Piles Location Data 60	STRUCTURAL - 1	vendor	Approval	NA
6007-PLN-GFG-00-50-P345	Beta East Southeast Solar Array Foundation Plans Foundation Piles Location Data 60	STRUCTURAL - 1	vendor	Approval	NA
6007-PLN-GFG-00-50-P346	Beta East Southeast Solar Array Foundation Plans Foundation Piles Location Data 60	STRUCTURAL - 1	vendor	Approval	NA
6007-PLN-GFG-00-50-P347	North Alpha West Foundation Plans Cover	STRUCTURAL - 1	vendor	Approval	NA
6007-PLN-GFG-00-50-P348	North Alpha West Foundation Plans Notes Sheet	STRUCTURAL - 1	vendor	Approval	NA
6007-PLN-GFG-00-50-P349	North Alpha West Foundation Plans Working Points Layout I	STRUCTURAL - 1	vendor	Approval	NA
6007-PLN-GFG-00-50-P350	North Alpha West Foundation Plans Working Points Layout II	STRUCTURAL - 1	vendor	Approval	NA
6007-PLN-GFG-00-50-P351	North Alpha West Foundation Plans Working Points Layout III	STRUCTURAL - 1	vendor	Approval	NA
6007-PLN-GFG-00-50-P352	North Alpha West Foundation Plans Working Points IV	STRUCTURAL - 1	vendor	Approval	NA
6007-PLN-GFG-00-50-P353	North Alpha West Foundation Plans Working Points Layout V	STRUCTURAL - 1	vendor	Approval	NA
6007-PLN-GFG-00-50-P354	North Alpha West Foundation Plans Working Points Layout VI	STRUCTURAL - 1	vendor	Approval	NA
6007-PLN-GFG-00-50-P355	North Alpha West Foundation Plans Working Points Layout VII	STRUCTURAL - 1	vendor	Approval	NA
6007-PLN-GFG-00-50-P356	North Alpha West Foundation Plans Working Points Layout VIII	STRUCTURAL - 1	vendor	Approval	NA
6007-PLN-GFG-00-50-P357	North Alpha West Foundation Plans Piles Location Data 1	STRUCTURAL - 1	vendor	Approval	NA
6007-PLN-GFG-00-50-P358	North Alpha West Foundation Plans Piles Location Data 2	STRUCTURAL - 1	vendor	Approval	NA
6007-PLN-GFG-00-50-P359	North Alpha West Foundation Plans Piles Location Data 3	STRUCTURAL - 1	vendor	Approval	NA
6007-PLN-GFG-00-50-P360	North Alpha West Foundation Plans Piles Location Data 4	STRUCTURAL - 1	vendor	Approval	NA
6007-PLN-GFG-00-50-P361	North Alpha West Foundation Plans Piles Location Data 5	STRUCTURAL - 1	vendor	Approval	NA
6007-PLN-GFG-00-50-P362	North Alpha West Foundation Plans Piles Location Data 6	STRUCTURAL - 1	vendor	Approval	NA
6007-PLN-GFG-00-50-P363	North Alpha West Foundation Plans Piles Location Data 7	STRUCTURAL - 1	vendor	Approval	NA
6007-PLN-GFG-00-50-P364	North Alpha West Foundation Plans Piles Location Data 8	STRUCTURAL - 1	vendor	Approval	NA
6007-PLN-GFG-00-50-P365	North Alpha West Foundation Plans Piles Location Data 9	STRUCTURAL - 1	vendor	Approval	NA
6007-PLN-GFG-00-50-P366	North Alpha West Foundation Plans Piles Location Data 10	STRUCTURAL - 1	vendor	Approval	NA
6007-PLN-GFG-00-50-P367	North Alpha West Foundation Plans Piles Location Data 11	STRUCTURAL - 1	vendor	Approval	NA
6007-PLN-GFG-00-50-P368	North Alpha West Foundation Plans Piles Location Data 12	STRUCTURAL - 1	vendor	Approval	NA
6007-PLN-GFG-00-50-P369	North Alpha West Foundation Plans Piles Location Data 13	STRUCTURAL - 1	vendor	Approval	NA
6007-PLN-GFG-00-50-P370	North Alpha West Foundation Plans Piles Location Data 14	STRUCTURAL - 1	vendor	Approval	NA
6007-PLN-GFG-00-50-P371	North Alpha West Foundation Plans Piles Location Data 15	STRUCTURAL - 1	vendor	Approval	NA
6007-PLN-GFG-00-50-P372	North Alpha West Foundation Plans Piles Location Data 16	STRUCTURAL - 1	vendor	Approval	NA
6007-PLN-GFG-00-50-P373	North Alpha West Foundation Plans Piles Location Data 17	STRUCTURAL - 1	vendor	Approval	NA
6007-PLN-GFG-00-50-P374	North Alpha West Foundation Plans Piles Location Data 18	STRUCTURAL - 1	vendor	Approval	NA
6007-PLN-GFG-00-50-P375	North Alpha West Foundation Plans Piles Location Data 19	STRUCTURAL - 1	vendor	Approval	NA
6007-PLN-GFG-00-50-P376	North Alpha West Foundation Plans Piles Location Data 20	STRUCTURAL - 1	vendor	Approval	NA
6007-PLN-GFG-00-50-P377	North Alpha West Foundation Plans Piles Location Data 21	STRUCTURAL - 1	vendor	Approval	NA
6007-PLN-GFG-00-50-P378	North Alpha West Foundation Plans Piles Location Data 22	STRUCTURAL - 1	vendor	Approval	NA
6007-PLN-GFG-00-50-P379	North Alpha West Foundation Plans Piles Location Data 23	STRUCTURAL - 1	vendor	Approval	NA
6007-PLN-GFG-00-50-P380	North Alpha West Foundation Plans Piles Location Data 24	STRUCTURAL - 1	vendor	Approval	NA
6007-PLN-GFG-00-50-P381	North Alpha West Foundation Plans Piles Location Data 25	STRUCTURAL - 1	vendor	Approval	NA
6007-PLN-GFG-00-50-P382	North Alpha West Foundation Plans Piles Location Data 26	STRUCTURAL - 1	vendor	Approval	NA
6007-PLN-GFG-00-50-P383	North Alpha West Foundation Plans Piles Location Data 27	STRUCTURAL - 1	vendor	Approval	NA
6007-PLN-GFG-00-50-P384	North Alpha West Foundation Plans Piles Location Data 28	STRUCTURAL - 1	vendor	Approval	NA
6007-PLN-GFG-00-50-P385	North Alpha West Foundation Plans Piles Location Data 29	STRUCTURAL - 1	vendor	Approval	NA
6007-PLN-GFG-00-50-P386	North Alpha West Foundation Plans Piles Location Data 30	STRUCTURAL - 1	vendor	Approval	NA
6007-PLN-GFG-00-50-P387	North Alpha West Foundation Plans Piles Location Data 31	STRUCTURAL - 1	vendor	Approval	NA
6007-PLN-GFG-00-50-P388	North Alpha West Foundation Plans Piles Location Data 32	STRUCTURAL - 1	vendor	Approval	NA
6007-PLN-GFG-00-50-P389	North Alpha West Foundation Plans Piles Location Data 33	STRUCTURAL - 1	vendor	Approval	NA
6007-PLN-GFG-00-50-P390	North Alpha West Foundation Plans Piles Location Data 34	STRUCTURAL - 1	vendor	Approval	NA
6007-PLN-GFG-00-50-P391	North Alpha West Foundation Plans Piles Location Data 35	STRUCTURAL - 1	vendor	Approval	NA
6007-PLN-GFG-00-50-P392	North Alpha West Foundation Plans Piles Location Data 36	STRUCTURAL - 1	vendor	Approval	NA
6007-PLN-GFG-00-50-P393	North Alpha West Foundation Plans Piles Location Data 37	STRUCTURAL - 1	vendor	Approval	NA
6007-PLN-GFG-00-50-P394	North Alpha West Foundation Plans Piles Location Data 38	STRUCTURAL - 1	vendor	Approval	NA
6007-PLN-GFG-00-50-P395	North Alpha West Foundation Plans Piles Location Data 39	STRUCTURAL - 1	vendor	Approval	NA
6007-PLN-GFG-00-50-P396	North Alpha West Foundation Plans Piles Location Data 40	STRUCTURAL - 1	vendor	Approval	NA
6007-PLN-GFG-00-50-P397	North Alpha West Foundation Plans Piles Location Data 41	STRUCTURAL - 1	vendor	Approval	NA
6007-PLN-GFG-00-50-P398	North Alpha West Foundation Plans Piles Location Data 42	STRUCTURAL - 1	vendor	Approval	NA
6007-PLN-GFG-00-50-P399	North Alpha West Foundation Plans Piles Location Data 43	STRUCTURAL - 1	vendor	Approval	NA
6007-PLN-GFG-00-50-P400	North Alpha West Foundation Plans Piles Location Data 44	STRUCTURAL - 1	vendor	Approval	NA
6007-PLN-GFG-00-50-P401	North Alpha West Foundation Plans Piles Location Data 45	STRUCTURAL - 1	vendor	Approval	NA
6007-PLN-GFG-00-50-P402	North Alpha West Foundation Plans Piles Location Data 46	STRUCTURAL - 1	vendor	Approval	NA
6007-PLN-GFG-00-50-P403	North Alpha West Foundation Plans Piles Location Data 47	STRUCTURAL - 1	vendor	Approval	NA
6007-PLN-GFG-00-50-P404	North Alpha West Foundation Plans Piles Location Data 48	STRUCTURAL - 1	vendor	Approval	NA
6007-PLN-GFG-00-50-P405	North Alpha West Foundation Plans Piles Location Data 49	STRUCTURAL - 1	vendor	Approval	NA
6007-PLN-GFG-00-50-P406	North Alpha West Foundation Plans Piles Location Data 50	STRUCTURAL - 1	vendor	Approval	NA
6007-PLN-GFG-00-50-P407	North Alpha West Foundation Plans Piles Location Data 51	STRUCTURAL - 1	vendor	Approval	NA
6007-PLN-GFG-00-50-P408	North Alpha West Foundation Plans Piles Location Data 52	STRUCTURAL - 1	vendor	Approval	NA
6007-PLN-GFG-00-50-P409	North Alpha West Foundation Plans Piles Location Data 53	STRUCTURAL - 1	vendor	Approval	NA
6007-PLN-GFG-00-50-P410	North Alpha West Foundation Plans Piles Location Data 54	STRUCTURAL - 1	vendor	Approval	NA
6007-PLN-GFG-00-50-P411	North Alpha West Foundation Plans Piles Location Data 55	STRUCTURAL - 1	vendor	Approval	NA
6007-PLN-GFG-00-50-P412	North Alpha West Foundation Plans Piles Location Data 56	STRUCTURAL - 1	vendor	Approval	NA
6007-PLN-GFG-00-50-P413	North Alpha West Foundation Plans Piles Location Data 57	STRUCTURAL - 1	vendor	Approval	NA
6007-PLN-GFG-00-50-P414	North Alpha West Foundation Plans Piles Location Data 58	STRUCTURAL - 1	vendor	Approval	NA
6007-PLN-GFG-00-50-P415	North Alpha West Foundation Plans Piles Location Data 59	STRUCTURAL - 1	vendor	Approval	NA
6007-PLN-GFG-00-50-P416	North Alpha West Foundation Plans Piles Location Data 60	STRUCTURAL - 1	vendor	Approval	NA
6007-PLN-GFG-00-50-P417	North Alpha West Foundation Plans Piles Location Data 61	STRUCTURAL - 1	vendor	Approval	NA
6007-PLN-GFG-00-50-P418	North Alpha West Foundation Plans Piles Location Data 62	STRUCTURAL - 1	vendor	Approval	NA
6007-PLN-GFG-00-50-P084	North Alpha West Foundation Plans Piles Location Data 63	STRUCTURAL - 1	vendor	Approval	NA

ABENER TEYMA
MOJAVE

Compliance No.:	GEN-2				
Job :	Mojave Solar Project				
Date: 02/06/14	Description: Structural Master Drawing List				
Sheet No.	Description	Applicable Condition of Certification	Vendor Supplied or EOR	Reason for Submittal	Revision
6007-PLN-GFG-00-50-P085	North Alpha West Foundation Plans Piles Location Data 64	STRUCTURAL - 1	vendor	Approval	NA
6007-PLN-GFG-00-50-P086	North Alpha West Foundation Plans Piles Location Data 65	STRUCTURAL - 1	vendor	Approval	NA
6007-PLN-GFG-00-50-P087	North Alpha West Foundation Plans Piles Location Data 66	STRUCTURAL - 1	vendor	Approval	NA
6007-PLN-GFG-00-50-P088	North Alpha West Foundation Plans Piles Location Data 67	STRUCTURAL - 1	vendor	Approval	NA
6007-PLN-GFG-00-50-P089	North Alpha West Foundation Plans Piles Location Data 68	STRUCTURAL - 1	vendor	Approval	NA
6007-PLN-GFG-00-50-P090	South Alpha East Foundation Plans Working Points Layout V	STRUCTURAL - 1	vendor	Approval	NA
6007-PLN-GFG-00-50-P091	South Alpha East Foundation Plans Piles Location Data 1	STRUCTURAL - 1	vendor	Approval	NA
6007-PLN-GFG-00-50-P092	South Alpha East Foundation Plans Piles Location Data 2	STRUCTURAL - 1	vendor	Approval	NA
6007-PLN-GFG-00-50-P093	South Alpha East Foundation Plans Piles Location Data 3	STRUCTURAL - 1	vendor	Approval	NA
6007-PLN-GFG-00-50-P094	South Alpha East Foundation Plans Piles Location Data 4	STRUCTURAL - 1	vendor	Approval	NA
6007-PLN-GFG-00-50-P095	South Alpha East Foundation Plans Piles Location Data 5	STRUCTURAL - 1	vendor	Approval	NA
6007-PLN-GFG-00-50-P096	South Alpha East Foundation Plans Piles Location Data 6	STRUCTURAL - 1	vendor	Approval	NA
6007-PLN-GFG-00-50-P097	South Alpha East Foundation Plans Piles Location Data 7	STRUCTURAL - 1	vendor	Approval	NA
6007-PLN-GFG-00-50-P098	South Alpha East Foundation Plans Piles Location Data 8	STRUCTURAL - 1	vendor	Approval	NA
6007-PLN-GFG-00-50-P099	South Alpha East Foundation Plans Piles Location Data 9	STRUCTURAL - 1	vendor	Approval	NA
6007-PLN-GFG-00-50-P100	South Alpha East Foundation Plans Piles Location Data 10	STRUCTURAL - 1	vendor	Approval	NA
6007-PLN-GFG-00-50-P101	South Alpha East Foundation Plans Piles Location Data 11	STRUCTURAL - 1	vendor	Approval	NA
6007-PLN-GFG-00-50-P102	South Alpha East Foundation Plans Piles Location Data 12	STRUCTURAL - 1	vendor	Approval	NA
6007-PLN-GFG-00-50-P103	South Alpha East Foundation Plans Piles Location Data 13	STRUCTURAL - 1	vendor	Approval	NA
6007-PLN-GFG-00-50-P104	South Alpha East Foundation Plans Piles Location Data 14	STRUCTURAL - 1	vendor	Approval	NA
6007-PLN-GFG-00-50-P105	South Alpha East Foundation Plans Piles Location Data 15	STRUCTURAL - 1	vendor	Approval	NA
6007-PLN-GFG-00-50-P106	South Alpha East Foundation Plans Piles Location Data 16	STRUCTURAL - 1	vendor	Approval	NA
6007-PLN-GFG-00-50-P107	South Alpha East Foundation Plans Piles Location Data 17	STRUCTURAL - 1	vendor	Approval	NA
6007-PLN-GFG-00-50-P108	South Alpha East Foundation Plans Piles Location Data 18	STRUCTURAL - 1	vendor	Approval	NA
6007-PLN-GFG-00-50-P109	South Alpha East Foundation Plans Piles Location Data 19	STRUCTURAL - 1	vendor	Approval	NA
6007-PLN-GFG-00-50-P110	South Alpha East Foundation Plans Piles Location Data 20	STRUCTURAL - 1	vendor	Approval	NA
6007-PLN-GFG-00-50-P111	South Alpha East Foundation Plans Piles Location Data 21	STRUCTURAL - 1	vendor	Approval	NA
6007-PLN-GFG-00-50-P112	South Alpha East Foundation Plans Piles Location Data 22	STRUCTURAL - 1	vendor	Approval	NA
6007-PLN-GFG-00-50-P113	South Alpha East Foundation Plans Piles Location Data 23	STRUCTURAL - 1	vendor	Approval	NA
6007-PLN-GFG-00-50-P114	South Alpha East Foundation Plans Piles Location Data 24	STRUCTURAL - 1	vendor	Approval	NA
6007-PLN-GFG-00-50-P115	South Alpha East Foundation Plans Piles Location Data 25	STRUCTURAL - 1	vendor	Approval	NA
6007-PLN-GFG-00-50-P116	South Alpha East Foundation Plans Piles Location Data 26	STRUCTURAL - 1	vendor	Approval	NA
6007-PLN-GFG-00-50-P117	South Alpha East Foundation Plans Piles Location Data 27	STRUCTURAL - 1	vendor	Approval	NA
6007-PLN-GFG-00-50-P118	South Alpha East Foundation Plans Piles Location Data 28	STRUCTURAL - 1	vendor	Approval	NA
6007-PLN-GFG-00-50-P119	South Alpha East Foundation Plans Piles Location Data 29	STRUCTURAL - 1	vendor	Approval	NA
6007-PLN-GFG-00-50-P120	South Alpha East Foundation Plans Piles Location Data 30	STRUCTURAL - 1	vendor	Approval	NA
6007-PLN-GFG-00-50-P121	South Alpha East Foundation Plans Piles Location Data 31	STRUCTURAL - 1	vendor	Approval	NA
6007-PLN-GFG-00-50-P122	South Alpha East Foundation Plans Piles Location Data 32	STRUCTURAL - 1	vendor	Approval	NA
6007-PLN-GFG-00-50-P123	South Alpha East Foundation Plans Piles Location Data 33	STRUCTURAL - 1	vendor	Approval	NA
6007-PLN-GFG-00-50-P124	South Alpha East Foundation Plans Piles Location Data 34	STRUCTURAL - 1	vendor	Approval	NA
6007-PLN-GFG-00-50-P125	South Alpha East Foundation Plans Piles Location Data 35	STRUCTURAL - 1	vendor	Approval	NA
6007-PLN-GFG-00-50-P126	South Alpha East Foundation Plans Piles Location Data 36	STRUCTURAL - 1	vendor	Approval	NA
6007-PLN-GFG-00-50-P127	South Alpha East Foundation Plans Piles Location Data 37	STRUCTURAL - 1	vendor	Approval	NA
6007-PLN-GFG-00-50-P128	South Alpha East Foundation Plans Piles Location Data 38	STRUCTURAL - 1	vendor	Approval	NA
6007-PLN-GFG-00-50-P129	South Alpha East Foundation Plans Piles Location Data 39	STRUCTURAL - 1	vendor	Approval	NA
6007-PLN-GFG-00-50-P130	South Alpha East Foundation Plans Piles Location Data 40	STRUCTURAL - 1	vendor	Approval	NA
6007-PLN-GFG-00-50-P131	South Alpha East Foundation Plans Piles Location Data 41	STRUCTURAL - 1	vendor	Approval	NA
6007-PLN-GFG-00-50-P132	South Alpha East Foundation Plans Piles Location Data 42	STRUCTURAL - 1	vendor	Approval	NA
6007-PLN-GFG-00-50-P133	South Alpha East Foundation Plans Piles Location Data 43	STRUCTURAL - 1	vendor	Approval	NA
6007-PLN-GFG-00-50-P134	South Alpha East Foundation Plans Piles Location Data 44	STRUCTURAL - 1	vendor	Approval	NA
6007-PLN-GFG-00-50-P135	South Alpha East Foundation Plans Piles Location Data 45	STRUCTURAL - 1	vendor	Approval	NA
6007-PLN-GFG-00-50-P136	South Alpha East Foundation Plans Piles Location Data 46	STRUCTURAL - 1	vendor	Approval	NA
6007-PLN-GFG-00-50-P137	South Alpha East Foundation Plans Piles Location Data 47	STRUCTURAL - 1	vendor	Approval	NA
6007-PLN-GFG-00-50-P138	South Alpha East Foundation Plans Piles Location Data 48	STRUCTURAL - 1	vendor	Approval	NA
6007-PLN-GFG-00-50-P139	South Alpha East Foundation Plans Piles Location Data 49	STRUCTURAL - 1	vendor	Approval	NA
6007-PLN-GFG-00-50-P140	South Alpha East Foundation Plans Piles Location Data 50	STRUCTURAL - 1	vendor	Approval	NA
6007-PLN-GFG-00-50-P141	South Alpha East Foundation Plans Piles Location Data 51	STRUCTURAL - 1	vendor	Approval	NA
6007-PLN-GFG-00-50-P142	South Alpha East Foundation Plans Piles Location Data 52	STRUCTURAL - 1	vendor	Approval	NA
6007-ESP-RJK-33-50-0007	Foundation Calculations-Type II Anchor Bolt Tolerance (N-S) Fix	STRUCTURAL - 1	vendor	Approval	5
6007-PLN-AGE-67-52-4060	Alph a Plant Cooling Tower Foundation Phase 1 Details	STRUCTURAL - 1	vendor	Approval	2
6007-PLN-AGE-67-52-8040	Beta Plant Cooling Tower Foundation Plan	STRUCTURAL - 1	vendor	Approval	3
6007-PLN-AGE-67-52-8060	Beta Plant Cooling Tower Foundation Phase 1 Details	STRUCTURAL - 1	vendor	Approval	2
6007-PLN-AGE-57-52-6200	Beta Plant, S, HTF pipe support foundations. Cover sheet	STRUCTURAL - 1	vendor	Approval	0
6007-PLN-AGE-57-52-6201	Beta Plant, S, HTF pipe support foundations. General notes	STRUCTURAL - 1	vendor	Approval	0
6007-PLN-AGE-57-52-6202	Beta Plant, S, HTF pipe support foundations. Foundations plan I	STRUCTURAL - 1	vendor	Approval	0
6007-PLN-AGE-57-52-6203	Beta Plant, S, HTF pipe support foundations. Foundations plan II	STRUCTURAL - 1	vendor	Approval	0
6007-PLN-AGE-57-52-6204	Beta Plant, S, HTF pipe support foundations. Coordinates I	STRUCTURAL - 1	vendor	Approval	0
6007-PLN-AGE-57-52-6205	Beta Plant, S, HTF pipe support foundations. Coordinates II	STRUCTURAL - 1	vendor	Approval	0
6007-PLN-AGE-57-52-6206	Beta Plant, S, HTF pipe support foundations. Coordinates IIII	STRUCTURAL - 1	vendor	Approval	0
6007-PLN-AGE-57-52-6207	Beta Plant, S, HTF pipe support foundations. Coordinates IV	STRUCTURAL - 1	vendor	Approval	0
6007-PLN-AGE-57-52-6208	Beta Plant, S, HTF pipe support foundations. Coordinates V	STRUCTURAL - 1	vendor	Approval	0
6007-PLN-AGE-57-52-6209	Beta Plant, S, HTF pipe support foundations. Coordinates VI	STRUCTURAL - 1	vendor	Approval	0
6007-PLN-AGE-57-52-6210	Beta Plant, S, HTF pipe support foundations. Coordinates VII	STRUCTURAL - 1	vendor	Approval	0
6007-PLN-AGE-57-52-6211	Beta Plant, S, HTF pipe support foundations. Coordinates VIII	STRUCTURAL - 1	vendor	Approval	0
6007-PLN-AGE-57-52-6212	Beta Plant, S, HTF pipe support foundations. Coordinates IX	STRUCTURAL - 1	vendor	Approval	0
6007-PLN-AGE-57-52-6213	Beta Plant, S, HTF pipe support foundations. Sections and Details I	STRUCTURAL - 1	vendor	Approval	0
6007-PLN-AGE-57-52-6214	Beta Plant, S, HTF pipe support foundations. Sections and Details II	STRUCTURAL - 1	vendor	Approval	0
6007-PLN-AGE-57-52-6220	Beta Plant, E, HTF pipe support foundations. Cover sheet	STRUCTURAL - 1	vendor	Approval	0
6007-PLN-AGE-57-52-6221	Beta Plant, E, HTF pipe support foundations. General notes	STRUCTURAL - 1	vendor	Approval	0
6007-PLN-AGE-57-52-6222	Beta Plant, E, HTF pipe support foundations. Foundations plan	STRUCTURAL - 1	vendor	Approval	0
6007-PLN-AGE-57-52-6223	Beta Plant, E, HTF pipe support foundations. Coordinates I	STRUCTURAL - 1	vendor	Approval	0
6007-PLN-AGE-57-52-6224	Beta Plant, E, HTF pipe support foundations. Coordinates II	STRUCTURAL - 1	vendor	Approval	0
6007-PLN-AGE-57-52-6225	Beta Plant, E, HTF pipe support foundations. Coordinates III	STRUCTURAL - 1	vendor	Approval	0
6007-PLN-AGE-57-52-6226	Beta Plant, E, HTF pipe support foundations. Coordinates IV	STRUCTURAL - 1	vendor	Approval	0
6007-PLN-AGE-57-52-6227	Beta Plant, E, HTF pipe support foundations. Sections and Details	STRUCTURAL - 1	vendor	Approval	0
6007-PLN-AGE-57-52-6240	Beta Plant, W, HTF pipe support foundations. Cover sheet	STRUCTURAL - 1	vendor	Approval	0
6007-PLN-AGE-57-52-6241	Beta Plant, W, HTF pipe support foundations. General notes	STRUCTURAL - 1	vendor	Approval	0
6007-PLN-AGE-57-52-6242	Beta Plant, W, HTF pipe support foundations. Foundations plan	STRUCTURAL - 1	vendor	Approval	0

Compliance No.:	GEN-2				
Job :	Mojave Solar Project				
Date: 02/06/14	Description: Structural Master Drawing List				
Sheet No.	Description	Applicable Condition of Certification	Vendor Supplied or EOR	Reason for Submittal	Revision
6007-PLN-AGE-57-52-6243	Beta Plant, W, HTF pipe support foundations. Coordinates I	STRUCTURAL - 1	vendor	Approval	0
6007-PLN-AGE-57-52-6244	Beta Plant, W, HTF pipe support foundations. Coordinates II	STRUCTURAL - 1	vendor	Approval	0
6007-PLN-AGE-57-52-6245	Beta Plant, W, HTF pipe support foundations. Coordinates IIII	STRUCTURAL - 1	vendor	Approval	0
6007-PLN-AGE-57-52-6246	Beta Plant, W, HTF pipe support foundations. Coordinates IV	STRUCTURAL - 1	vendor	Approval	0
6007-PLN-AGE-57-52-6247	Beta Plant, W, HTF pipe support foundations. Coordinates V	STRUCTURAL - 1	vendor	Approval	0
6007-PLN-AGE-57-52-6248	Beta Plant, W, HTF pipe support foundations. Sections and Details I	STRUCTURAL - 1	vendor	Approval	0
6007-PLN-AGE-57-52-6249	Beta Plant, W, HTF pipe support foundations. Sections and Details II	STRUCTURAL - 1	vendor	Approval	0
6007-PLN-AGE-57-52-6260	Beta Plant, N, HTF pipe support foundations. Cover sheet	STRUCTURAL - 1	vendor	Approval	0
6007-PLN-AGE-57-52-6261	Beta Plant, N, HTF pipe support foundations. General notes	STRUCTURAL - 1	vendor	Approval	0
6007-PLN-AGE-57-52-6262	Beta Plant, N, HTF pipe support foundations. Foundations plan I	STRUCTURAL - 1	vendor	Approval	0
6007-PLN-AGE-57-52-6263	Beta Plant, N, HTF pipe support foundations. Foundations plan II	STRUCTURAL - 1	vendor	Approval	0
6007-PLN-AGE-57-52-6264	Beta Plant, N, HTF pipe support foundations. Coordinates I	STRUCTURAL - 1	vendor	Approval	0
6007-PLN-AGE-57-52-6265	Beta Plant, N, HTF pipe support foundations. Coordinates II	STRUCTURAL - 1	vendor	Approval	0
6007-PLN-AGE-57-52-6266	Beta Plant, N, HTF pipe support foundations. Coordinates III	STRUCTURAL - 1	vendor	Approval	0
6007-PLN-AGE-57-52-6267	Beta Plant, N, HTF pipe support foundations. Coordinates IV	STRUCTURAL - 1	vendor	Approval	0
6007-PLN-AGE-57-52-6268	Beta Plant, N, HTF pipe support foundations. Coordinates V	STRUCTURAL - 1	vendor	Approval	0
6007-PLN-AGE-57-52-6269	Beta Plant, N, HTF pipe support foundations. Coordinates VI	STRUCTURAL - 1	vendor	Approval	0
6007-PLN-AGE-57-52-6270	Beta Plant, N, HTF pipe support foundations. Coordinates VII	STRUCTURAL - 1	vendor	Approval	0
6007-PLN-AGE-57-52-6271	Beta Plant, N, HTF pipe support foundations. Coordinates VIII	STRUCTURAL - 1	vendor	Approval	0
6007-PLN-AGE-57-52-6272	Beta Plant, N, HTF pipe support foundations. Coordinates IX	STRUCTURAL - 1	vendor	Approval	0
6007-PLN-AGE-57-52-6273	Beta Plant, N, HTF pipe support foundations. Sections and Details I	STRUCTURAL - 1	vendor	Approval	0
6007-PLN-AGE-57-52-6274	Beta Plant, N, HTF pipe support foundations. Sections and Details II	STRUCTURAL - 1	vendor	Approval	0
6007-PLN-AGE-57-52-6280	Beta Plant, FW, HTF pipe support foundations. Cover sheet	STRUCTURAL - 1	vendor	Approval	0
6007-PLN-AGE-57-52-6281	Beta Plant, FW, HTF pipe support foundations. General notes	STRUCTURAL - 1	vendor	Approval	0
6007-PLN-AGE-57-52-6282	Beta Plant, FW, HTF pipe support foundations. Foundations plan	STRUCTURAL - 1	vendor	Approval	0
6007-PLN-AGE-57-52-6283	Beta Plant, FW, HTF pipe support foundations. Coordinates I	STRUCTURAL - 1	vendor	Approval	0
6007-PLN-AGE-57-52-6284	Beta Plant, FW, HTF pipe support foundations. Coordinates II	STRUCTURAL - 1	vendor	Approval	0
6007-PLN-AGE-57-52-6285	Beta Plant, FW, HTF pipe support foundations. Coordinates III	STRUCTURAL - 1	vendor	Approval	0
6007-PLN-AGE-57-52-6286	Beta Plant, FW, HTF pipe support foundations. Coordinates IV	STRUCTURAL - 1	vendor	Approval	0
6007-PLN-AGE-57-52-6287	Beta Plant, FW, HTF pipe support foundations. Sections and Details	STRUCTURAL - 1	vendor	Approval	0
6007-CAL-AGE-57-52-6201	Calculation report for HTF pipe support foundations, Beta Plant, S	STRUCTURAL - 1	vendor	Approval	0
6007-CAL-AGE-57-52-6202	Calculation report for HTF pipe support foundations, Beta Plant, E	STRUCTURAL - 1	vendor	Approval	0
6007-CAL-AGE-57-52-6204	Calculation report for HTF pipe support foundations, Beta Plant, W	STRUCTURAL - 1	vendor	Approval	0
6007-CAL-AGE-57-52-6205	Calculation report for HTF pipe support foundations, Beta Plant, N	STRUCTURAL - 1	vendor	Approval	0
6007-CAL-AGE-57-52-6207	Calculation report for HTF pipe support foundations, Beta Plant, FW	STRUCTURAL - 1	vendor	Approval	0
6007-PLN-AGE-57-52-2200	Alpha Plant, NE, HTF pipe support foundations. Cover sheet	STRUCTURAL - 1	vendor	Approval	1
6007-PLN-AGE-57-52-2201	Alpha Plant, NE, HTF pipe support foundations. General notes	STRUCTURAL - 1	vendor	Approval	1
6007-PLN-AGE-57-52-2202	Alpha Plant, NE, HTF pipe support foundations. Foundations plan I	STRUCTURAL - 1	vendor	Approval	1
6007-PLN-AGE-57-52-2203	Alpha Plant, NE, HTF pipe support foundations. Coordinates I	STRUCTURAL - 1	vendor	Approval	1
6007-PLN-AGE-57-52-2204	Alpha Plant, NE, HTF pipe support foundations. Coordinates II	STRUCTURAL - 1	vendor	Approval	1
6007-PLN-AGE-57-52-2205	Alpha Plant, NE, HTF pipe support foundations. Coordinates III	STRUCTURAL - 1	vendor	Approval	1
6007-PLN-AGE-57-52-2206	Alpha Plant, NE, HTF pipe support foundations. Coordinates IV	STRUCTURAL - 1	vendor	Approval	1
6007-PLN-AGE-57-52-2207	Alpha Plant, NE, HTF pipe support foundations. Sections and Details I	STRUCTURAL - 1	vendor	Approval	1
6007-PLN-AGE-57-52-2208	Alpha Plant, NE, HTF pipe support foundations. Sections and Details II	STRUCTURAL - 1	vendor	Approval	1
6007-PLN-AGE-57-52-2220	Alpha Plant, E, HTF pipe support foundations. Cover sheet	STRUCTURAL - 1	vendor	Approval	0
6007-PLN-AGE-57-52-2221	Alpha Plant, E, HTF pipe support foundations. General notes	STRUCTURAL - 1	vendor	Approval	0
6007-PLN-AGE-57-52-2222	Alpha Plant, E, HTF pipe support foundations. Foundations plan I	STRUCTURAL - 1	vendor	Approval	0
6007-PLN-AGE-57-52-2223	Alpha Plant, E, HTF pipe support foundations. Foundations plan II	STRUCTURAL - 1	vendor	Approval	0
6007-PLN-AGE-57-52-2224	Alpha Plant, E, HTF pipe support foundations. Coordinates I	STRUCTURAL - 1	vendor	Approval	0
6007-PLN-AGE-57-52-2225	Alpha Plant, E, HTF pipe support foundations. Coordinates II	STRUCTURAL - 1	vendor	Approval	0
6007-PLN-AGE-57-52-2226	Alpha Plant, E, HTF pipe support foundations. Coordinates III	STRUCTURAL - 1	vendor	Approval	0
6007-PLN-AGE-57-52-2227	Alpha Plant, E, HTF pipe support foundations. Coordinates IV	STRUCTURAL - 1	vendor	Approval	0
6007-PLN-AGE-57-52-2228	Alpha Plant, E, HTF pipe support foundations. Coordinates V	STRUCTURAL - 1	vendor	Approval	0
6007-PLN-AGE-57-52-2229	Alpha Plant, E, HTF pipe support foundations. Coordinates VI	STRUCTURAL - 1	vendor	Approval	0
6007-PLN-AGE-57-52-2230	Alpha Plant, E, HTF pipe support foundations. Coordinates VII	STRUCTURAL - 1	vendor	Approval	0
6007-PLN-AGE-57-52-2231	Alpha Plant, E, HTF pipe support foundations. Coordinates VIII	STRUCTURAL - 1	vendor	Approval	0
6007-PLN-AGE-57-52-2232	Alpha Plant, E, HTF pipe support foundations. Coordinates IX	STRUCTURAL - 1	vendor	Approval	0
6007-PLN-AGE-57-52-2233	Alpha Plant, E, HTF pipe support foundations. Sections and Details	STRUCTURAL - 1	vendor	Approval	0
6007-PLN-AGE-57-52-2240	Alpha Plant, NW, HTF pipe support foundations. Cover sheet	STRUCTURAL - 1	vendor	Approval	0
6007-PLN-AGE-57-52-2241	Alpha Plant, NW, HTF pipe support foundations. General notes	STRUCTURAL - 1	vendor	Approval	0
6007-PLN-AGE-57-52-2242	Alpha Plant, NW, HTF pipe support foundations. Foundations plan I	STRUCTURAL - 1	vendor	Approval	0
6007-PLN-AGE-57-52-2243	Alpha Plant, NW, HTF pipe support foundations. Foundations plan II	STRUCTURAL - 1	vendor	Approval	0
6007-PLN-AGE-57-52-2244	Alpha Plant, NW, HTF pipe support foundations. Foundations plan III	STRUCTURAL - 1	vendor	Approval	0
6007-PLN-AGE-57-52-2245	Alpha Plant, NW, HTF pipe support foundations. Coordinates I	STRUCTURAL - 1	vendor	Approval	0
6007-PLN-AGE-57-52-2246	Alpha Plant, NW, HTF pipe support foundations. Coordinates II	STRUCTURAL - 1	vendor	Approval	0
6007-PLN-AGE-57-52-2247	Alpha Plant, NW, HTF pipe support foundations. Coordinates III	STRUCTURAL - 1	vendor	Approval	0
6007-PLN-AGE-57-52-2248	Alpha Plant, NW, HTF pipe support foundations. Coordinates IV	STRUCTURAL - 1	vendor	Approval	0
6007-PLN-AGE-57-52-2249	Alpha Plant, NW, HTF pipe support foundations. Coordinates V	STRUCTURAL - 1	vendor	Approval	0
6007-PLN-AGE-57-52-2250	Alpha Plant, NW, HTF pipe support foundations. Coordinates VI	STRUCTURAL - 1	vendor	Approval	0
6007-PLN-AGE-57-52-2251	Alpha Plant, NW, HTF pipe support foundations. Coordinates VII	STRUCTURAL - 1	vendor	Approval	0
6007-PLN-AGE-57-52-2252	Alpha Plant, NW, HTF pipe support foundations. Coordinates VIII	STRUCTURAL - 1	vendor	Approval	0
6007-PLN-AGE-57-52-2253	Alpha Plant, NW, HTF pipe support foundations. Coordinates IX	STRUCTURAL - 1	vendor	Approval	0
6007-PLN-AGE-57-52-2254	Alpha Plant, NW, HTF pipe support foundations. Coordinates X	STRUCTURAL - 1	vendor	Approval	0
6007-PLN-AGE-57-52-2255	Alpha Plant, NW, HTF pipe support foundations. Sections and Details I	STRUCTURAL - 1	vendor	Approval	0
6007-PLN-AGE-57-52-2256	Alpha Plant, NW, HTF pipe support foundations. Sections and Details II	STRUCTURAL - 1	vendor	Approval	0
6007-PLN-AGE-57-52-2260	Alpha Plant, W, HTF pipe support foundations. Cover sheet	STRUCTURAL - 1	vendor	Approval	0
6007-PLN-AGE-57-52-2261	Alpha Plant, W, HTF pipe support foundations. General notes	STRUCTURAL - 1	vendor	Approval	0
6007-PLN-AGE-57-52-2262	Alpha Plant, W, HTF pipe support foundations. Foundations plan I	STRUCTURAL - 1	vendor	Approval	0
6007-PLN-AGE-57-52-2263	Alpha Plant, W, HTF pipe support foundations. Foundations plan II	STRUCTURAL - 1	vendor	Approval	0
6007-PLN-AGE-57-52-2264	Alpha Plant, W, HTF pipe support foundations. Coordinates I	STRUCTURAL - 1	vendor	Approval	0
6007-PLN-AGE-57-52-2265	Alpha Plant, W, HTF pipe support foundations. Coordinates II	STRUCTURAL - 1	vendor	Approval	0
6007-PLN-AGE-57-52-2266	Alpha Plant, W, HTF pipe support foundations. Coordinates III	STRUCTURAL - 1	vendor	Approval	0
6007-PLN-AGE-57-52-2267	Alpha Plant, W, HTF pipe support foundations. Coordinates IV	STRUCTURAL - 1	vendor	Approval	0
6007-PLN-AGE-57-52-2268	Alpha Plant, W, HTF pipe support foundations. Coordinates V	STRUCTURAL - 1	vendor	Approval	0
6007-PLN-AGE-57-52-2269	Alpha Plant, W, HTF pipe support foundations. Coordinates VI	STRUCTURAL - 1	vendor	Approval	0
6007-PLN-AGE-57-52-2270	Alpha Plant, W, HTF pipe support foundations. Coordinates VII	STRUCTURAL - 1	vendor	Approval	0
6007-PLN-AGE-57-52-2271	Alpha Plant, W, HTF pipe support foundations. Coordinates VIII	STRUCTURAL - 1	vendor	Approval	0
6007-PLN-AGE-57-52-2272	Alpha Plant, W, HTF pipe support foundations. Sections and Details I	STRUCTURAL - 1	vendor	Approval	0

Compliance No.:	GEN-2				
Job :	Mojave Solar Project				
Date: 02/06/14	Description: Structural Master Drawing List				
Sheet No.	Description	Applicable Condition of Certification	Vendor Supplied or EOR	Reason for Submittal	Revision
6007-PLN-AGE-57-52-2273	Alpha Plant, W, HTF pipe support foundations. Sections and Details II	STRUCTURAL - 1	vendor	Approval	0
6007-CAL-AGE-57-52-2201	Calculation report for HTF pipe support foundations, Alpha Plant, NE	STRUCTURAL - 1	vendor	Approval	1
6007-CAL-AGE-57-52-2202	Calculation report for HTF pipe support foundations, Alpha Plant, E	STRUCTURAL - 1	vendor	Approval	0
6007-CAL-AGE-57-52-2203	Calculation report for HTF pipe support foundations, Alpha Plant, W	STRUCTURAL - 1	vendor	Approval	0
6007-CAL-AGE-57-52-2204	Calculation report for HTF pipe support foundations, Alpha Plant, NW	STRUCTURAL - 1	vendor	Approval	0
Regional Water Quality Control		STRUCTURAL - 1	vendor	Approval	NA
6007-PLN-GFG-00-50-C448		STRUCTURAL - 1	vendor	Approval	NA
6007-PLN-PRI-39-62-1101	COVER	STRUCTURAL - 1	vendor	Approval	NA
6007-PLN-PRI-39-62-1102	TANK PLANS	STRUCTURAL - 1	vendor	Approval	NA
6007-PLN-PRI-39-62-1103	TANK PLANS	STRUCTURAL - 1	vendor	Approval	NA
6007-PLN-PRI-39-62-1104	TANK PLANS	STRUCTURAL - 1	vendor	Approval	NA
6007-PLN-PRI-39-62-1105	TANK PLANS	STRUCTURAL - 1	vendor	Approval	NA
6007-PLN-PRI-39-62-1106	TANK PLANS	STRUCTURAL - 1	vendor	Approval	NA
6007-PLN-PRI-39-62-1107	TANK PLANS	STRUCTURAL - 1	vendor	Approval	NA
6007-PLN-PRI-39-62-1108	TANK PLANS	STRUCTURAL - 1	vendor	Approval	NA
6007-PLN-PRI-39-62-1109	TANK PLANS	STRUCTURAL - 1	vendor	Approval	NA
6007-PLN-PRI-39-62-1110	TANK PLANS	STRUCTURAL - 1	vendor	Approval	NA
6007-PLN-PRI-39-62-1111	TANK PLANS	STRUCTURAL - 1	vendor	Approval	NA
6007-PLN-PRI-39-62-1112	TANK PLANS	STRUCTURAL - 1	vendor	Approval	NA
6007-PLN-PRI-39-62-1113	TANK PLANS	STRUCTURAL - 1	vendor	Approval	NA
6007-PLN-PRI-39-62-1114	TANK PLANS	STRUCTURAL - 1	vendor	Approval	NA
6007-PLN-PRI-39-62-1115	TANK PLANS	STRUCTURAL - 1	vendor	Approval	NA
6007-PLN-PRI-39-62-1116	TANK PLANS	STRUCTURAL - 1	vendor	Approval	NA
6007-PLN-PRI-39-62-1117	TANK PLANS	STRUCTURAL - 1	vendor	Approval	NA
6007-PLN-PRI-39-62-1118	TANK PLANS	STRUCTURAL - 1	vendor	Approval	NA
6007-PLN-PRI-39-62-1119	TANK PLANS	STRUCTURAL - 1	vendor	Approval	NA
6007-PLN-PRI-39-62-1120	TANK PLANS	STRUCTURAL - 1	vendor	Approval	NA
6007-PLN-PRI-39-62-1121	TANK PLANS	STRUCTURAL - 1	vendor	Approval	NA
6007-PLN-PRI-39-62-1122	TANK PLANS	STRUCTURAL - 1	vendor	Approval	NA
6007-PLN-PRI-39-62-1123	TANK PLANS	STRUCTURAL - 1	vendor	Approval	NA
6007-PLN-PRI-39-62-1124	TANK PLANS	STRUCTURAL - 1	vendor	Approval	NA
6007-PLN-PRI-39-62-1125	TANK PLANS	STRUCTURAL - 1	vendor	Approval	NA
6007-PLN-PRI-39-62-1126	TANK PLANS	STRUCTURAL - 1	vendor	Approval	NA
6007-PLN-PRI-39-62-1127	TANK PLANS	STRUCTURAL - 1	vendor	Approval	NA
6007-PLN-PRI-39-62-1128	TANK PLANS	STRUCTURAL - 1	vendor	Approval	NA
(DS 04-20-12) 0187P-A1&2 -	MT-402 Raw-Fire Water Tank -	STRUCTURAL - 1	vendor	Approval	NA
SPX Response to CBO Comments	RESPONSE LETTER	STRUCTURAL - 1	vendor	Approval	7
02-24482-Mojave	FREESTANDING FIBERGLASS STAIRWAY DETAIL	STRUCTURAL - 1	vendor	Approval	1
2012-4334	GENERAL NOTES	STRUCTURAL - 1	vendor	Approval	1
6007-LIS-AGE-57-52-0001	List of material for Stainless steel bar on HTF foundations-solar field	STRUCTURAL - 1	vendor	Approval	0
6007-PLN-RJK-33-50-0001	Mirror Field Foundations	STRUCTURAL - 1	vendor	Approval	4
6007-PLN-AGE-00-50-C001	ANCHOR ROD ASSEMBLIES AND DETAILS	STRUCTURAL - 1	vendor	Approval	0
6007-PLN-AGE-00-50-S001	GENERAL CIVIL AND STRUCTURAL NOTES	STRUCTURAL - 1	vendor	Approval	2
6007-PLN-AGE-00-50-S002	TYPICAL LADDER AND SAFETY CAGE AND SAFETY GATE DETAILS	STRUCTURAL - 1	vendor	Approval	0
6007-PLN-AGE-00-50-S003	TYPICAL PIPE HANDRAIL, STAIRWAY, AND GRATING DETAILS.	STRUCTURAL - 1	vendor	Approval	0
6007-PLN-AGE-00-50-S004	STANDARD BASE PLATE DETAILS AND STANDARD.	STRUCTURAL - 1	vendor	Approval	0
6007-PLN-AGE-21-52-2002	Alpha Plant, Steam generators reheaters foundations - Foundation plan	STRUCTURAL - 1	vendor	Approval	5
6007-PLN-AGE-21-52-2050	Alpha Plant, Steam generators evaporators foundations - Cover Sheet	STRUCTURAL - 1	vendor	Approval	3
6007-PLN-AGE-21-52-2051	Alpha Plant, Steam generators evaporators foundations - General notes	STRUCTURAL - 1	vendor	Approval	3
6007-PLN-AGE-21-52-2052	Alpha Plant, Steam generators evaporators foundations - Foundation plan	STRUCTURAL - 1	vendor	Approval	3
6007-PLN-AGE-21-52-2053	Alpha Plant, Steam generators evaporators foundations - Drainage	STRUCTURAL - 1	vendor	Approval	3
6007-PLN-AGE-21-52-2054	Alpha Plant, Steam generators evaporators foundations - Mat bottom reinforcement	STRUCTURAL - 1	vendor	Approval	3
6007-PLN-AGE-21-52-2055	Alpha Plant, Steam generators evaporators foundations - Mat top reinforcement	STRUCTURAL - 1	vendor	Approval	3
6007-PLN-AGE-21-52-2056	Alpha Plant, Steam generators evaporators foundations - Piers and pipe support reinforcement	STRUCTURAL - 1	vendor	Approval	3
6007-PLN-AGE-21-52-2057	Alpha Plant, Steam generators evaporators foundations - Columns reinforcement	STRUCTURAL - 1	vendor	Approval	3
6007-PLN-AGE-21-52-2058	Alpha Plant, Steam generators evaporators foundations - Piers and pipe support details	STRUCTURAL - 1	vendor	Approval	3
6007-PLN-AGE-21-52-2059	Alpha Plant, Steam generators evaporators foundations - Columns details	STRUCTURAL - 1	vendor	Approval	3
6007-PLN-AGE-21-52-6002	Beta Plant, Steam generators reheaters foundations - Foundation plan	STRUCTURAL - 1	vendor	Approval	5
6007-PLN-AGE-21-52-6050	Beta Plant, Steam generators evaporators foundations - Cover Sheet	STRUCTURAL - 1	vendor	Approval	3
6007-PLN-AGE-21-52-6051	Beta Plant, Steam generators evaporators foundations - General notes	STRUCTURAL - 1	vendor	Approval	3
6007-PLN-AGE-21-52-6052	Beta Plant, Steam generators evaporators foundations - Foundation plan	STRUCTURAL - 1	vendor	Approval	3
6007-PLN-AGE-21-52-6053	Beta Plant, Steam generators evaporators foundations - Drainage	STRUCTURAL - 1	vendor	Approval	3
6007-PLN-AGE-21-52-6054	Beta Plant, Steam generators evaporators foundations - Mat bottom reinforcement	STRUCTURAL - 1	vendor	Approval	3
6007-PLN-AGE-21-52-6055	Beta Plant, Steam generators evaporators foundations - Mat top reinforcement	STRUCTURAL - 1	vendor	Approval	3
6007-PLN-AGE-21-52-6056	Beta Plant, Steam generators evaporators foundations - Piers and pipe support reinforcement	STRUCTURAL - 1	vendor	Approval	3
6007-PLN-AGE-21-52-6057	Beta Plant, Steam generators evaporators foundations - Columns reinforcement	STRUCTURAL - 1	vendor	Approval	3
6007-PLN-AGE-21-52-6058	Beta Plant, Steam generators evaporators foundations - Piers and pipe support details	STRUCTURAL - 1	vendor	Approval	3
6007-PLN-AGE-21-52-6059	Beta Plant, Steam generators evaporators foundations - Columns details	STRUCTURAL - 1	vendor	Approval	3
6007-PLN-AGE-57-52-2201	Alpha Plant NE solar field. HTF Pipe Support Foundations General notes	STRUCTURAL - 1	vendor	Approval	2
6007-PLN-AGE-57-52-2221	Alpha Plant E solar field. HTF Pipe Support Foundations General notes	STRUCTURAL - 1	vendor	Approval	1
6007-PLN-AGE-57-52-2241	Alpha Plant NW solar field. HTF Pipe Support Foundations General notes	STRUCTURAL - 1	vendor	Approval	1
6007-PLN-AGE-57-52-2261	Alpha Plant W solar field. HTF Pipe Support Foundations General notes	STRUCTURAL - 1	vendor	Approval	1
6007-PLN-AGE-57-52-6201	Beta Plant S solar field. HTF Pipe Support Foundations General notes	STRUCTURAL - 1	vendor	Approval	1
6007-PLN-AGE-57-52-6221	Beta Plant E solar field. HTF Pipe Support Foundations General notes	STRUCTURAL - 1	vendor	Approval	1
6007-PLN-AGE-57-52-6241	Beta Plant W solar field. HTF Pipe Support Foundations General notes	STRUCTURAL - 1	vendor	Approval	1
6007-PLN-AGE-57-52-6261	Beta Plant N solar field. HTF Pipe Support Foundations General notes	STRUCTURAL - 1	vendor	Approval	1
6007-PLN-AGE-57-52-6281	Beta Plant FW solar field. HTF Pipe Support Foundations General notes	STRUCTURAL - 1	vendor	Approval	1
6007-CAL-AGE-67-54-7500	Calculation Report for Rack 3 Beta plant	STRUCTURAL - 1	vendor	Approval	0
6007-PLN-AGE-67-52-3500	Alpha Plant Modular utilities piperack foundations - Cover sheet	STRUCTURAL - 1	vendor	Approval	2
6007-PLN-AGE-67-52-3501	Alpha Plant Modular utilities piperack foundations - General notes	STRUCTURAL - 1	vendor	Approval	2
6007-PLN-AGE-67-52-3502	Alpha Plant Modular utilities piperack foundations - Foundation plan and details	STRUCTURAL - 1	vendor	Approval	2
6007-PLN-AGE-67-52-7500	Beta Plant Modular utilities piperack foundations - Cover sheet	STRUCTURAL - 1	vendor	Approval	2
6007-PLN-AGE-67-52-7501	Beta Plant Modular utilities piperack foundations - General notes	STRUCTURAL - 1	vendor	Approval	2
6007-PLN-AGE-67-52-7502	Beta Plant Modular utilities piperack foundations - Foundation plan and details	STRUCTURAL - 1	vendor	Approval	2
6007-CAL-AGE-67-52-3500	Alpha Plant Calculation Report for Rack 3 Foundations	STRUCTURAL - 1	vendor	Approval	2
6007-CAL-AGE-67-52-7000	Beta Plant Calculation Report for Rack 3 Foundations	STRUCTURAL - 1	vendor	Approval	2
6007-LIS-AGE-57-52-0001	Stainless Steel Bar on HTF Foundation-Solar Field	STRUCTURAL - 1	vendor	Approval	2
6007-CAL-AGE-67-54-3500	Calculation Report for Rack 3 Alpha plant	STRUCTURAL - 1	vendor	Approval	2

Compliance No.:	GEN-2				
Job :	Mojave Solar Project				
Date: 02/06/14	Description: Structural Master Drawing List				
Sheet No.	Description	Applicable Condition of Certification	Vendor Supplied or EOR	Reason for Submittal	Revision
6007-CAL-AGE-67-54-3501	Calculation Report for Rack 3 Steel Frame Connections Alpha plant	STRUCTURAL - 1	vendor	Approval	0
6007-CAL-AGE-67-54-6501	Calculation Report for Rack 3 Steel Frame Connections Beta plant	STRUCTURAL - 1	vendor	Approval	0
6007-CAL-AGE-67-54-7500	Calculation Report for Rack 3 Beta plant	STRUCTURAL - 1	vendor	Approval	2
6007-PLN-AGE-58-54-3522	Alpha Plant Modular Utilities Pipe Rack steel structure - Plan view	STRUCTURAL - 1	vendor	Approval	0
6007-PLN-AGE-58-54-3523	Alpha Plant Modular Utilities Pipe Rack steel structure - Elevations	STRUCTURAL - 1	vendor	Approval	0
6007-PLN-AGE-58-54-3524	Alpha Plant Modular Utilities Pipe Rack steel structure - Connection details	STRUCTURAL - 1	vendor	Approval	0
6007-PLN-AGE-58-54-3525	Alpha Plant Modular Utilities Pipe Rack steel structure - Connection details	STRUCTURAL - 1	vendor	Approval	0
6007-PLN-AGE-58-54-6522	Beta Plant Modular Utilities Pipe Rack steel structure - Plan view	STRUCTURAL - 1	vendor	Approval	0
6007-PLN-AGE-58-54-6523	Beta Plant Modular Utilities Pipe Rack steel structure - Elevations	STRUCTURAL - 1	vendor	Approval	0
6007-PLN-AGE-58-54-6524	Beta Plant Modular Utilities Pipe Rack steel structure - Connection details	STRUCTURAL - 1	vendor	Approval	0
6007-PLN-AGE-58-54-6525	Beta Plant Modular Utilities Pipe Rack steel structure - Connection details	STRUCTURAL - 1	vendor	Approval	0
6007-PLN-AGE-67-54-3500	Alpha Plant Modular Utilities Pipe Rack steel structure - Cover sheet	STRUCTURAL - 1	vendor	Approval	2
6007-PLN-AGE-67-54-3501	Alpha Plant Modular Utilities Pipe Rack steel structure - General notes	STRUCTURAL - 1	vendor	Approval	1
6007-PLN-AGE-67-54-3502	Alpha Plant Modular Utilities Pipe Rack steel structure - Plan view	STRUCTURAL - 1	vendor	Approval	1
6007-PLN-AGE-67-54-3503	Alpha Plant Modular Utilities Pipe Rack steel structure - Elevations	STRUCTURAL - 1	vendor	Approval	2
6007-PLN-AGE-67-54-3504	Alpha Plant Modular Utilities Pipe Rack steel structure - Details and base plates	STRUCTURAL - 1	vendor	Approval	2
6007-PLN-AGE-67-54-3505	Alpha Plant Modular Utilities Pipe Rack steel structure - Details (Cable Trays)	STRUCTURAL - 1	vendor	Approval	2
6007-PLN-AGE-67-54-7500	Beta Plant Modular Utilities Pipe Rack steel structure - Cover sheet	STRUCTURAL - 1	vendor	Approval	2
6007-PLN-AGE-67-54-7501	Beta Plant Modular Utilities Pipe Rack steel structure - General notes	STRUCTURAL - 1	vendor	Approval	1
6007-PLN-AGE-67-54-7502	Beta Plant Modular Utilities Pipe Rack steel structure - Plan view	STRUCTURAL - 1	vendor	Approval	1
6007-PLN-AGE-67-54-7503	Beta Plant Modular Utilities Pipe Rack steel structure - Elevations	STRUCTURAL - 1	vendor	Approval	2
6007-PLN-AGE-67-54-7504	Beta Plant Modular Utilities Pipe Rack steel structure - Details and base plates	STRUCTURAL - 1	vendor	Approval	1
6007-PLN-AGE-67-54-7505	Beta Plant Modular Utilities Pipe Rack steel structure - Details (Cable Trays)	STRUCTURAL - 1	vendor	Approval	2
6007-PLN-AGE-67-52-3500	Alpha Plant Modular utilities piperack foundations - Cover sheet	STRUCTURAL - 1	vendor	Approval	2
6007-PLN-AGE-67-52-3501	Alpha Plant Modular utilities piperack foundations - General notes	STRUCTURAL - 1	vendor	Approval	3
6007-PLN-AGE-67-52-3502	Alpha Plant Modular utilities piperack foundations - Foundation plan and details	STRUCTURAL - 1	vendor	Approval	2
6007-PLN-AGE-67-52-7500	Beta Plant Modular utilities piperack foundations - Cover sheet	STRUCTURAL - 1	vendor	Approval	2
6007-PLN-AGE-67-52-7501	Beta Plant Modular utilities piperack foundations - General notes	STRUCTURAL - 1	vendor	Approval	3
6007-PLN-AGE-67-52-7502	Beta Plant Modular utilities piperack foundations - Foundation plan and details	STRUCTURAL - 1	vendor	Approval	2
6007-CAL-AGE-67-52-3500	Alpha Plant Calculation Report for Rack 3 Foundations	STRUCTURAL - 1	vendor	Approval	3
6007-CAL-AGE-67-52-7500	Beta Plant Calculation Report for Rack 3 Foundations	STRUCTURAL - 1	vendor	Approval	3
6007-PLN-AGE-57-52-2208	Alpha Plant NE Solar Field. HTF Pipe Support Foundations. Sections and Details	STRUCTURAL - 1	vendor	Approval	2
6007-CAL-AGE-67-52-4005	Calculation Report for Cooling Tower Foundations Phase 2 Alpha Plant	STRUCTURAL - 1	vendor	Approval	2
6007-CAL-AGE-67-52-8005	Calculation Report for Cooling Tower Foundations Phase 2 Beta Plant	STRUCTURAL - 1	vendor	Approval	2
6007-PLN-AGE-67-52-4005	Field Alpha Cooling Tower Foundations Phase 2 Cover Sheet	STRUCTURAL - 1	vendor	Approval	1
6007-PLN-AGE-67-52-4025	Field Alpha Cooling Tower Foundations Phase 2 General notes	STRUCTURAL - 1	vendor	Approval	2
6007-PLN-AGE-67-52-4045	Field Alpha Cooling Tower Foundations Phase 2 Foundation plan and section	STRUCTURAL - 1	vendor	Approval	2
6007-PLN-AGE-67-52-4065	Field Alpha Cooling Tower Foundations Phase 2 Details	STRUCTURAL - 1	vendor	Approval	2
6007-PLN-AGE-67-52-4066	Field Alpha Cooling Tower Foundations Phase 2 Details	STRUCTURAL - 1	vendor	Approval	2
6007-PLN-AGE-67-52-4067	Field Alpha Cooling Tower Foundations Phase 2 Details	STRUCTURAL - 1	vendor	Approval	2
6007-PLN-AGE-67-52-8005	Field Beta Cooling Tower Foundations Phase 2 Cover Sheet	STRUCTURAL - 1	vendor	Approval	1
6007-PLN-AGE-67-52-8025	Field Beta Cooling Tower Foundations Phase 2 General notes	STRUCTURAL - 1	vendor	Approval	2
6007-PLN-AGE-67-52-8045	Field Beta Cooling Tower Foundations Phase 2 Foundation plan and section	STRUCTURAL - 1	vendor	Approval	2
6007-PLN-AGE-67-52-8065	Field Beta Cooling Tower Foundations Phase 2 Details	STRUCTURAL - 1	vendor	Approval	2
6007-PLN-AGE-67-52-8066	Field Beta Cooling Tower Foundations Phase 2 Details	STRUCTURAL - 1	vendor	Approval	2
6007-PLN-AGE-67-52-8067	Field Beta Cooling Tower Foundations Phase 2 Details	STRUCTURAL - 1	vendor	Approval	2
6007-PLN-RJK-33-50-0001	Mirror Field Foundations	STRUCTURAL - 1	vendor	Approval	5
6007-PLN-AGE-21-52-2050	Alpha Plant, Steam generators evaporators foundations - Cover Sheet	STRUCTURAL - 1	vendor	Approval	4
6007-PLN-AGE-21-52-2051	Alpha Plant, Steam generators evaporators foundations - General notes	STRUCTURAL - 1	vendor	Approval	4
6007-PLN-AGE-21-52-2052	Alpha Plant, Steam generators evaporators foundations - Foundation plan	STRUCTURAL - 1	vendor	Approval	4
6007-PLN-AGE-21-52-2053	Alpha Plant, Steam generators evaporators foundations - Drainage	STRUCTURAL - 1	vendor	Approval	4
6007-PLN-AGE-21-52-2054	Alpha Plant, Steam generators evaporators foundations - Mat bottom reinforcement	STRUCTURAL - 1	vendor	Approval	4
6007-PLN-AGE-21-52-2055	Alpha Plant, Steam generators evaporators foundations - Mat top reinforcement	STRUCTURAL - 1	vendor	Approval	4
6007-PLN-AGE-21-52-2056	Alpha Plant, Steam generators evaporators foundations - Piers and pipe support reinforcement	STRUCTURAL - 1	vendor	Approval	4
6007-PLN-AGE-21-52-2057	Alpha Plant, Steam generators evaporators foundations - Columns reinforcement	STRUCTURAL - 1	vendor	Approval	4
6007-PLN-AGE-21-52-2058	Alpha Plant, Steam generators evaporators foundations - Piers and pipe support details	STRUCTURAL - 1	vendor	Approval	4
6007-PLN-AGE-21-52-2059	Alpha Plant, Steam generators evaporators foundations - Columns details	STRUCTURAL - 1	vendor	Approval	4
6007-PLN-AGE-21-52-6050	Beta Plant, Steam generators evaporators foundations - Cover Sheet	STRUCTURAL - 1	vendor	Approval	4
6007-PLN-AGE-21-52-6051	Beta Plant, Steam generators evaporators foundations - General notes	STRUCTURAL - 1	vendor	Approval	4
6007-PLN-AGE-21-52-6052	Beta Plant, Steam generators evaporators foundations - Foundation plan	STRUCTURAL - 1	vendor	Approval	4
6007-PLN-AGE-21-52-6053	Beta Plant, Steam generators evaporators foundations - Drainage	STRUCTURAL - 1	vendor	Approval	4
6007-PLN-AGE-21-52-6054	Beta Plant, Steam generators evaporators foundations - Mat bottom reinforcement	STRUCTURAL - 1	vendor	Approval	4
6007-PLN-AGE-21-52-6055	Beta Plant, Steam generators evaporators foundations - Mat top reinforcement	STRUCTURAL - 1	vendor	Approval	4
6007-PLN-AGE-21-52-6056	Beta Plant, Steam generators evaporators foundations - Piers and pipe support reinforcement	STRUCTURAL - 1	vendor	Approval	4
6007-PLN-AGE-21-52-6057	Beta Plant, Steam generators evaporators foundations - Columns reinforcement	STRUCTURAL - 1	vendor	Approval	4
6007-PLN-AGE-21-52-6058	Beta Plant, Steam generators evaporators foundations - Piers and pipe support details	STRUCTURAL - 1	vendor	Approval	4
6007-PLN-AGE-21-52-6059	Beta Plant, Steam generators evaporators foundations - Columns details	STRUCTURAL - 1	vendor	Approval	4
103T5676	Turbine Foundation Design - STEAM TURBINE FOUNDATION LOADING DATA	STRUCTURAL - 1	vendor	Approval	F
103T6160	Turbine Foundation Design - STEAM TURBINE - GENERATOR FOUNDATION INTERFACE	STRUCTURAL - 1	vendor	Approval	B
WUH/740.12-1283-FL	Turbine Foundation Design - CONDENSER FOOT ARRANGEMENT	STRUCTURAL - 1	vendor	Approval	1
103T5675	Turbine Foundation Design - SUPPLEMENTARY DESIGN DATA	STRUCTURAL - 1	vendor	Approval	A
6007-ESP-ATP-00-50-2064	Addendum 2 to Geotechnical Evaluation: Dynamic Soil Properties	STRUCTURAL - 1	vendor	Approval	2
6007-ESP-ATP-00-50-2066	Addendum 4 to Geotechnical Evaluation: Remedial Grading at Power Blocks	STRUCTURAL - 1	vendor	Approval	0
6007-ESP-ATP-00-50-3300	Engineering Standards and Practices Specification For Cast-In-Place Concrete	STRUCTURAL - 1	vendor	Approval	6
6007-INF-ASI-00-50-C002	Turbine Foundation Design - Geotechnical Evaluation (AFC - Appendix B)	STRUCTURAL - 1	vendor	Approval	0
6007-PLN-AGE-25-33-5301	Turbine Foundation Design - POWER BLOCK AREA GROUNDING PLAN ALPHA PLANT	STRUCTURAL - 1	vendor	Approval	0
GEK 63383d	Turbine Foundation Design - Turbine Generator Foundations	STRUCTURAL - 1	vendor	Approval	Revised
6007-ESP-ATP-00-50-2062	Engineering Standards and Practices Specification For Final Geotech Report	STRUCTURAL - 1	vendor	Approval	0
6007-PLN-AGE-00-50-S001	Turbine Foundation Design - GENERAL CIVIL AND STRUCTURAL NOTES	STRUCTURAL - 1	vendor	Approval	2
103T5675	Turbine Foundation Design - SUPPLEMENTARY DESIGN DATA	STRUCTURAL - 1	vendor	Approval	A
6007-ESP-ATP-00-60-G100	Turbine Foundation Design - Specification For Project Design Criteria	STRUCTURAL - 1	vendor	Approval	3
	Response letter 12.4.12	STRUCTURAL - 1	vendor	Approval	0
6007-PLN-AGE-25-52-8020	Field Beta Steam turbine/ generator foundation general notes	STRUCTURAL - 1	vendor	Approval	4
6007-PLN-AGE-25-52-8020	Field Alpha Steam turbine/ generator foundation general notes	STRUCTURAL - 1	vendor	Approval	4
Comment 10- Calculation	Additional Calculation	STRUCTURAL - 1	vendor	Approval	NA
Comment 11- Index	Index with Page Numbers	STRUCTURAL - 1	vendor	Approval	NA
	Cover Letter	STRUCTURAL - 1	vendor	Approval	NA
6007-CAL-AGE-58-54-3400	Calculation Report for Rack 1 Alpha Plant	STRUCTURAL - 1	vendor	Approval	2

Compliance No.:	GEN-2				
Job :	Mojave Solar Project				
Date: 02/06/14	Description: Structural Master Drawing List				
Sheet No.	Description	Applicable Condition of Certification	Vendor Supplied or EOR	Reason for Submittal	Revision
6007-CAL-AGE-58-54-3401	Calculation Report for Rack 1 Steel Frame Connection Design Alpha Plant	STRUCTURAL - 1	vendor	Approval	0
6007-CAL-AGE-58-54-6401	Calculation Report for Rack 1 Steel Frame Connection Design Beta Plant	STRUCTURAL - 1	vendor	Approval	0
6007-CAL-AGE-58-54-7400	Calculation Report for Rack 1 Beta Plant	STRUCTURAL - 1	vendor	Approval	2
6007-PLN-AGE-58-54-3400	HTF-1 Pipe Rack Steel Structure Alpha Plant - Cover Sheet	STRUCTURAL - 1	vendor	Approval	4
6007-PLN-AGE-58-54-3401	HTF-1 Pipe Rack Steel Structure Alpha Plant - General Notes	STRUCTURAL - 1	vendor	Approval	4
6007-PLN-AGE-58-54-3402	HTF-1 Pipe Rack Steel Structure Alpha Plant - Plan View I	STRUCTURAL - 1	vendor	Approval	4
6007-PLN-AGE-58-54-3403	HTF-1 Pipe Rack Steel Structure Alpha Plant - Plan View II	STRUCTURAL - 1	vendor	Approval	4
6007-PLN-AGE-58-54-3404	HTF-1 Pipe Rack Steel Structure Alpha Plant - Elevations I	STRUCTURAL - 1	vendor	Approval	4
6007-PLN-AGE-58-54-3405	HTF-1 Pipe Rack Steel Structure Alpha Plant - Elevations II	STRUCTURAL - 1	vendor	Approval	4
6007-PLN-AGE-58-54-3406	HTF-1 Pipe Rack Steel Structure Alpha Plant - Elevations III	STRUCTURAL - 1	vendor	Approval	4
6007-PLN-AGE-58-54-3407	HTF-1 Pipe Rack Steel Structure Alpha Plant - Elevations IV	STRUCTURAL - 1	vendor	Approval	4
6007-PLN-AGE-58-54-3408	HTF-1 Pipe Rack Steel Structure Alpha Plant - Details I	STRUCTURAL - 1	vendor	Approval	4
6007-PLN-AGE-58-54-3409	HTF-1 Pipe Rack Steel Structure Alpha Plant - Details II	STRUCTURAL - 1	vendor	Approval	4
6007-PLN-AGE-58-54-3410	HTF-1 Pipe Rack Steel Structure Alpha Plant - Details III	STRUCTURAL - 1	vendor	Approval	4
6007-PLN-AGE-58-54-3411	HTF-1 Pipe Rack Steel Structure Alpha Plant - Details IV	STRUCTURAL - 1	vendor	Approval	4
6007-PLN-AGE-58-54-3422	HTF-1 Pipe Rack Steel Structure Alpha Plant - Plan View I	STRUCTURAL - 1	vendor	Approval	0
6007-PLN-AGE-58-54-3423	HTF-1 Pipe Rack Steel Structure Alpha Plant - Plan View II	STRUCTURAL - 1	vendor	Approval	0
6007-PLN-AGE-58-54-3424	HTF-1 Pipe Rack Steel Structure Alpha Plant - Elevations I	STRUCTURAL - 1	vendor	Approval	0
6007-PLN-AGE-58-54-3425	HTF-1 Pipe Rack Steel Structure Alpha Plant - Elevations II	STRUCTURAL - 1	vendor	Approval	0
6007-PLN-AGE-58-54-3426	HTF-1 Pipe Rack Steel Structure Alpha Plant - Elevations III	STRUCTURAL - 1	vendor	Approval	0
6007-PLN-AGE-58-54-3427	HTF-1 Pipe Rack Steel Structure Alpha Plant - Elevations IV	STRUCTURAL - 1	vendor	Approval	0
6007-PLN-AGE-58-54-3428	HTF-1 Pipe Rack Steel Structure Alpha Plant - Connection details	STRUCTURAL - 1	vendor	Approval	0
6007-PLN-AGE-58-54-3429	HTF-1 Pipe Rack Steel Structure Alpha Plant - Connection details	STRUCTURAL - 1	vendor	Approval	0
6007-PLN-AGE-58-54-3430	HTF-1 Pipe Rack Steel Structure Alpha Plant - Connection details	STRUCTURAL - 1	vendor	Approval	0
6007-PLN-AGE-58-54-3431	HTF-1 Pipe Rack Steel Structure Alpha Plant - Connection details	STRUCTURAL - 1	vendor	Approval	0
6007-PLN-AGE-58-54-6422	HTF-1 Pipe Rack Steel Structure Beta Plant - Plan View I	STRUCTURAL - 1	vendor	Approval	0
6007-PLN-AGE-58-54-6423	HTF-1 Pipe Rack Steel Structure Beta Plant - Plan View II	STRUCTURAL - 1	vendor	Approval	0
6007-PLN-AGE-58-54-6424	HTF-1 Pipe Rack Steel Structure Beta Plant - Elevations I	STRUCTURAL - 1	vendor	Approval	0
6007-PLN-AGE-58-54-6425	HTF-1 Pipe Rack Steel Structure Beta Plant - Elevations II	STRUCTURAL - 1	vendor	Approval	0
6007-PLN-AGE-58-54-6426	HTF-1 Pipe Rack Steel Structure Beta Plant - Elevations III	STRUCTURAL - 1	vendor	Approval	0
6007-PLN-AGE-58-54-6427	HTF-1 Pipe Rack Steel Structure Beta Plant - Elevations IV	STRUCTURAL - 1	vendor	Approval	0
6007-PLN-AGE-58-54-6428	HTF-1 Pipe Rack Steel Structure Beta Plant - Connection details	STRUCTURAL - 1	vendor	Approval	0
6007-PLN-AGE-58-54-6429	HTF-1 Pipe Rack Steel Structure Beta Plant - Connection details	STRUCTURAL - 1	vendor	Approval	0
6007-PLN-AGE-58-54-6430	HTF-1 Pipe Rack Steel Structure Beta Plant - Connection details	STRUCTURAL - 1	vendor	Approval	0
6007-PLN-AGE-58-54-6431	HTF-1 Pipe Rack Steel Structure Beta Plant - Connection details	STRUCTURAL - 1	vendor	Approval	0
6007-PLN-AGE-58-54-7400	HTF-1 Pipe Rack Steel Structure Beta Plant - Cover Sheet	STRUCTURAL - 1	vendor	Approval	4
6007-PLN-AGE-58-54-7401	HTF-1 Pipe Rack Steel Structure Beta Plant - General Notes	STRUCTURAL - 1	vendor	Approval	4
6007-PLN-AGE-58-54-7402	HTF-1 Pipe Rack Steel Structure Beta Plant - Plan View I	STRUCTURAL - 1	vendor	Approval	4
6007-PLN-AGE-58-54-7403	HTF-1 Pipe Rack Steel Structure Beta Plant - Plan View II	STRUCTURAL - 1	vendor	Approval	4
6007-PLN-AGE-58-54-7404	HTF-1 Pipe Rack Steel Structure Beta Plant - Elevations I	STRUCTURAL - 1	vendor	Approval	4
6007-PLN-AGE-58-54-7405	HTF-1 Pipe Rack Steel Structure Beta Plant - Elevations II	STRUCTURAL - 1	vendor	Approval	4
6007-PLN-AGE-58-54-7406	HTF-1 Pipe Rack Steel Structure Beta Plant - Elevations III	STRUCTURAL - 1	vendor	Approval	4
6007-PLN-AGE-58-54-7407	HTF-1 Pipe Rack Steel Structure Beta Plant - Elevations IV	STRUCTURAL - 1	vendor	Approval	4
6007-PLN-AGE-58-54-7408	HTF-1 Pipe Rack Steel Structure Beta Plant - Details I	STRUCTURAL - 1	vendor	Approval	4
6007-PLN-AGE-58-54-7409	HTF-1 Pipe Rack Steel Structure Beta Plant - Details II	STRUCTURAL - 1	vendor	Approval	4
6007-PLN-AGE-58-54-7410	HTF-1 Pipe Rack Steel Structure Beta Plant - Details III	STRUCTURAL - 1	vendor	Approval	4
6007-PLN-AGE-58-54-7411	HTF-1 Pipe Rack Steel Structure Beta Plant - Details IV	STRUCTURAL - 1	vendor	Approval	4
121212	Generator Circuit Breaker	STRUCTURAL - 1	vendor	Approval	0
S2.1	Generator Circuit Breaker Platform Foundation and Framing Plans	STRUCTURAL - 1	vendor	Approval	0
S1.1	Generator Circuit Breaker Platform General Structural Notes	STRUCTURAL - 1	vendor	Approval	0
S3.1	Generator Circuit Breaker Platform Foundation and Framing Details	STRUCTURAL - 1	vendor	Approval	0
	Cert Excahange Brady Notbohm	STRUCTURAL - 1	vendor	Approval	0
6007-CAL-AGE-25-51-4000	Calculation Report for STG Auxiliary equip. struc. Alpha	STRUCTURAL - 1	vendor	Approval	Rev2
6007-CAL-AGE-25-51-8000	Calculation Report for STG Auxiliary equip. struc. Beta	STRUCTURAL - 1	vendor	Approval	Rev2
6007-PLN-AGE-25-54-4000	STG Auxiliary equip. struc. Alpha Cover Sheet	STRUCTURAL - 1	vendor	Approval	Rev5
6007-PLN-AGE-25-54-4020	STG Auxiliary equip. struc. Alpha general note	STRUCTURAL - 1	vendor	Approval	Rev4
6007-PLN-AGE-25-54-4040	STG Auxiliary equip. struc. Alpha Plan@EL2072'-51/8'' &@EL2077'	STRUCTURAL - 1	vendor	Approval	Rev5
6007-PLN-AGE-25-54-4041	STG Auxiliary equip. struc. Alpha Plan@EL2086'-6&@EL2091'	STRUCTURAL - 1	vendor	Approval	Rev5
6007-PLN-AGE-25-54-4042	STG Auxiliary equip. struc. Alpha Plan @El 2098'-3''	STRUCTURAL - 1	vendor	Approval	Rev5
6007-PLN-AGE-25-54-4043	STG Auxiliary equip. struc. Alpha Plan @EL 2114'	STRUCTURAL - 1	vendor	Approval	Rev5
6007-PLN-AGE-25-54-4044	STG Auxiliary equip. struc. Alpha Plan@EL 2123'-10 3/32 & 2150'-2 3/32	STRUCTURAL - 1	vendor	Approval	Rev5
6007-PLN-AGE-25-54-4045	STG Auxiliary equip. struc. Alpha Elevations Sh 1	STRUCTURAL - 1	vendor	Approval	Rev5
6007-PLN-AGE-25-54-4046	STG Auxiliary equip. struc. Alpha Elevations Sh 2	STRUCTURAL - 1	vendor	Approval	Rev4
6007-PLN-AGE-25-54-4047	STG Auxiliary equip. struc. Alpha Elevations Sh 3	STRUCTURAL - 1	vendor	Approval	Rev5
6007-PLN-AGE-25-54-4048	STG Auxiliary equip. struc. Alpha Column Schedule & Misc Details	STRUCTURAL - 1	vendor	Approval	Rev4
6007-PLN-AGE-25-54-4049	STG Auxiliary equip. struc. Alpha Anchor Plates Detail	STRUCTURAL - 1	vendor	Approval	Rev2
6007-PLN-AGE-25-54-4050	STG Auxiliary equip. struc. Alpha Stair Schematics	STRUCTURAL - 1	vendor	Approval	Rev2
6007-PLN-AGE-25-54-8000	STG Auxiliary equip. struc. Beta Cover Sheet	STRUCTURAL - 1	vendor	Approval	Rev3
6007-PLN-AGE-25-54-8020	STG Auxiliary equip. struc. Beta general notes	STRUCTURAL - 1	vendor	Approval	Rev3
6007-PLN-AGE-25-54-8040	STG Auxiliary equip. struc. Beta Plan@EL2072'-51/8'' &@EL2077'	STRUCTURAL - 1	vendor	Approval	Rev3
6007-PLN-AGE-25-54-8041	STG Auxiliary equip. struc. Beta Plan@EL2086'-6&@EL2091'	STRUCTURAL - 1	vendor	Approval	Rev3
6007-PLN-AGE-25-54-8042	STG Auxiliary equip. struc. Beta Plan @El 2098'-3''	STRUCTURAL - 1	vendor	Approval	Rev3
6007-PLN-AGE-25-54-8043	STG Auxiliary equip. struc. Beta Plan @EL 2114'	STRUCTURAL - 1	vendor	Approval	Rev3
6007-PLN-AGE-25-54-8044	STG Auxiliary equip. struc. Beta Plan@EL 2123'-10 3/32 & 2150'- 2 3/32	STRUCTURAL - 1	vendor	Approval	Rev3
6007-PLN-AGE-25-54-8045	STG Auxiliary equip. struc. Beta Elevations Sh 1	STRUCTURAL - 1	vendor	Approval	Rev3
6007-PLN-AGE-25-54-8046	STG Auxiliary equip. struc. Beta Elevations Sh 2	STRUCTURAL - 1	vendor	Approval	Rev3
6007-PLN-AGE-25-54-8047	STG Auxiliary equip. struc. Beta Elevations Sh 3	STRUCTURAL - 1	vendor	Approval	Rev3
6007-PLN-AGE-25-54-8048	STG Auxiliary equip. struc. Beta Column Schedule & Misc Details	STRUCTURAL - 1	vendor	Approval	Rev3
6007-PLN-AGE-25-54-8049	STG Auxiliary equip. struc. Beta Anchor Plates Detail	STRUCTURAL - 1	vendor	Approval	Rev2
6007-PLN-AGE-25-54-8050	STG Auxiliary equip. struc. Beta Stair Schematics	STRUCTURAL - 1	vendor	Approval	Rev2
6007-CAL-AGE-25-52-4020	STG Structure Foundations calculations 1	STRUCTURAL - 1	vendor	Approval	1
6007-CAL-AGE-25-52-8020	STG Structure Foundations calculations 2	STRUCTURAL - 1	vendor	Approval	1
6007-PLN-AGE-25-52-4100	Field Alpha STG Aux equipment sturcture foundation cover sheet	STRUCTURAL - 1	vendor	Approval	1
6007-PLN-AGE-25-52-4120	Field Alpha STG Aux equipment sturcture foundation general notes	STRUCTURAL - 1	vendor	Approval	1
6007-PLN-AGE-25-52-4140	Field Alpha STG Aux equipment sturcture foundation plan columns position	STRUCTURAL - 1	vendor	Approval	1
6007-PLN-AGE-25-52-4141	Field Alpha STG Aux equipment sturcture foundation plan bottom lonitudinal reinforcement	STRUCTURAL - 1	vendor	Approval	1
6007-PLN-AGE-25-52-4142	Field Alpha STG Aux equipment sturcture foundation plan bottom transversal reinforcement	STRUCTURAL - 1	vendor	Approval	1
6007-PLN-AGE-25-52-4160	Field Alpha STG Aux equipment sturcture foundation details	STRUCTURAL - 1	vendor	Approval	1

Compliance No.:	GEN-2				
Job :	Mojave Solar Project				
Date: 02/06/14	Description: Structural Master Drawing List				
Sheet No.	Description	Applicable Condition of Certification	Vendor Supplied or EOR	Reason for Submittal	Revision
6007-PLN-AGE-25-52-4161	Field Alpha STG Aux equipment sturcture foundation details	STRUCTURAL - 1	vendor	Approval	1
6007-PLN-AGE-25-52-4162	Field Alpha STG Aux equipment sturcture foundation drainage	STRUCTURAL - 1	vendor	Approval	1
6007-PLN-AGE-25-52-8100	Field beta STG Aux equipment sturcture foundation cover sheet	STRUCTURAL - 1	vendor	Approval	1
6007-PLN-AGE-25-52-8120	Field beta STG Aux equipment sturcture foundation general notes	STRUCTURAL - 1	vendor	Approval	1
6007-PLN-AGE-25-52-8140	Field beta STG Aux equipment sturcture foundation plan coumns position	STRUCTURAL - 1	vendor	Approval	1
6007-PLN-AGE-25-52-8141	Field beta STG Aux equipment sturcture foundation plan bottom longitdinal reinforcement	STRUCTURAL - 1	vendor	Approval	1
6007-PLN-AGE-25-52-8142	Field beta STG Aux equipment sturcture foundation plan bottom longitdinal reinforcement	STRUCTURAL - 1	vendor	Approval	1
6007-PLN-AGE-25-52-8160	Field beta STG Aux equipment sturcture foundation details	STRUCTURAL - 1	vendor	Approval	1
6007-PLN-AGE-25-52-8161	Field beta STG Aux equipment sturcture foundation details	STRUCTURAL - 1	vendor	Approval	1
6007-PLN-AGE-25-52-8162	Field beta STG Aux equipment sturcture foundation drainage	STRUCTURAL - 1	vendor	Approval	1
6007-CAL-AGE-25-51-4004	Alpha plant STG Auxiliary equipment structure joints Alpha Plant	STRUCTURAL - 1	vendor	Approval	1
6007-PLN-AGE-25-54-4500	Alpha plant STG Auxiliar equipment structure connections Cover sheet	STRUCTURAL - 1	vendor	Approval	1
6007-PLN-AGE-25-54-4501	Alpha plant STG Auxiliar equipment structure connections General notes	STRUCTURAL - 1	vendor	Approval	1
6007-PLN-AGE-25-54-4502	Alpha plant STG Auxiliar equipment structure connections Knots location, Frame A	STRUCTURAL - 1	vendor	Approval	1
6007-PLN-AGE-25-54-4503	Alpha plant STG Auxiliar equipment structure connections Knots location, Frame B	STRUCTURAL - 1	vendor	Approval	1
6007-PLN-AGE-25-54-4504	Alpha plant STG Auxiliar equipment structure connections Knots location, Frame C	STRUCTURAL - 1	vendor	Approval	1
6007-PLN-AGE-25-54-4505	Alpha plant STG Auxiliar equipment structure connections Knots location, Frame D & E	STRUCTURAL - 1	vendor	Approval	1
6007-PLN-AGE-25-54-4506	Alpha plant STG Auxiliar equipment structure connections Knots location, Frame 1 & 2	STRUCTURAL - 1	vendor	Approval	1
6007-PLN-AGE-25-54-4507	Alpha plant STG Auxiliar equipment structure connections Knots location, Frame 3 & 4	STRUCTURAL - 1	vendor	Approval	1
6007-PLN-AGE-25-54-4508	Alpha plant STG Auxiliar equipment structure connections Knots location, Frame 3 & 4	STRUCTURAL - 1	vendor	Approval	1
6007-PLN-AGE-25-54-4509	Alpha plant STG Auxiliar equipment structure connections Knots location, Frame 5	STRUCTURAL - 1	vendor	Approval	1
6007-PLN-AGE-25-54-4510	Alpha plant STG Auxiliar equipment structure connections Sketch of knots	STRUCTURAL - 1	vendor	Approval	1
6007-PLN-AGE-25-54-4511	Alpha plant STG Auxiliar equipment structure connections Knots definition table, Frame A	STRUCTURAL - 1	vendor	Approval	1
6007-PLN-AGE-25-54-4512	Alpha plant STG Auxiliar equipment structure connections Knots definition table, Frame B	STRUCTURAL - 1	vendor	Approval	1
6007-PLN-AGE-25-54-4513	Alpha plant STG Auxiliar equipment structure connections Knots definition table, Frame C	STRUCTURAL - 1	vendor	Approval	1
6007-PLN-AGE-25-54-4514	Alpha plant STG Auxiliar equipment structure connections Knots definition table, Frame D & E	STRUCTURAL - 1	vendor	Approval	1
6007-PLN-AGE-25-54-4515	Alpha plant STG Auxiliar equipment structure connections Knots definition table, Frame 1 & 2	STRUCTURAL - 1	vendor	Approval	1
6007-PLN-AGE-25-54-4516	Alpha plant STG Auxiliar equipment structure connections Knots definition table, Frame 3	STRUCTURAL - 1	vendor	Approval	1
6007-PLN-AGE-25-54-4517	Alpha plant STG Auxiliar equipment structure connections knots definition table. Frame 4	STRUCTURAL - 1	vendor	Approval	1
6007-PLN-AGE-25-54-4518	Alpha plant STG Auxiliar equipment structure connections knots definition table. Frame 5	STRUCTURAL - 1	vendor	Approval	1
6007-PLN-AGE-25-54-4519	Alpha plant STG Auxiliar equipment structure connections joints location, level 3& 4	STRUCTURAL - 1	vendor	Approval	1
6007-PLN-AGE-25-54-4520	Alpha plant STG Auxiliar equipment structure connections joints location, level 2	STRUCTURAL - 1	vendor	Approval	1
6007-PLN-AGE-25-54-4521	Alpha plant STG Auxiliar equipment structure connections joints location, level 5	STRUCTURAL - 1	vendor	Approval	1
6007-PLN-AGE-25-54-4522	Alpha plant STG Auxiliar equipment structure connections joints location, level 6	STRUCTURAL - 1	vendor	Approval	1
6007-PLN-AGE-25-54-4523	Alpha plant STG Auxiliar equipment structure connections joints location, level 1,7,8,&9	STRUCTURAL - 1	vendor	Approval	1
6007-PLN-AGE-25-54-4524	Alpha plant STG Auxiliar equipment structure connections joints location, frame A	STRUCTURAL - 1	vendor	Approval	1
6007-PLN-AGE-25-54-4525	Alpha plant STG Auxiliar equipment structure connections joints location, frame B	STRUCTURAL - 1	vendor	Approval	1
6007-PLN-AGE-25-54-4526	Alpha plant STG Auxiliar equipment structure connections joints location, frame C	STRUCTURAL - 1	vendor	Approval	1
6007-PLN-AGE-25-54-4527	Alpha plant STG Auxiliar equipment structure connections joints location, frame D & E	STRUCTURAL - 1	vendor	Approval	1
6007-PLN-AGE-25-54-4528	Alpha plant STG Auxiliar equipment structure connections joints location, frame 1 & 2	STRUCTURAL - 1	vendor	Approval	1
6007-PLN-AGE-25-54-4529	Alpha plant STG Auxiliar equipment structure connections joints location, frame 3	STRUCTURAL - 1	vendor	Approval	1
6007-PLN-AGE-25-54-4530	Alpha plant STG Auxiliar equipment structure connections joints location, frame 4	STRUCTURAL - 1	vendor	Approval	1
6007-PLN-AGE-25-54-4531	Alpha plant STG Auxiliar equipment structure connections joints location, frame 5	STRUCTURAL - 1	vendor	Approval	1
6007-PLN-AGE-25-54-4532	Alpha plant STG Auxiliar equipment structure connections Sketch of Joints I	STRUCTURAL - 1	vendor	Approval	1
6007-PLN-AGE-25-54-4533	Alpha plant STG Auxiliar equipment structure connections Sketch of Joints II	STRUCTURAL - 1	vendor	Approval	1
6007-CAL-AGE-25-51-8004	Beta plant STG Auxiliary equipment structure joints Beta Plant	STRUCTURAL - 1	vendor	Approval	0
6007-PLN-AGE-25-54-8500	Beta plant STG Auxiliar equipment structure connections Cover sheet	STRUCTURAL - 1	vendor	Approval	0
6007-PLN-AGE-25-54-8501	Beta plant STG Auxiliar equipment structure connections General notes	STRUCTURAL - 1	vendor	Approval	0
6007-PLN-AGE-25-54-8502	Beta plant STG Auxiliar equipment structure connections Knots location, Frame A	STRUCTURAL - 1	vendor	Approval	0
6007-PLN-AGE-25-54-8503	Beta plant STG Auxiliar equipment structure connections Knots location, Frame B	STRUCTURAL - 1	vendor	Approval	0
6007-PLN-AGE-25-54-8504	Beta plant STG Auxiliar equipment structure connections Knots location, Frame C	STRUCTURAL - 1	vendor	Approval	0
6007-PLN-AGE-25-54-8505	Beta plant STG Auxiliar equipment structure connections Knots location, Frame D & E	STRUCTURAL - 1	vendor	Approval	0
6007-PLN-AGE-25-54-8506	Beta plant STG Auxiliar equipment structure connections Knots location, Frame 1 & 2	STRUCTURAL - 1	vendor	Approval	0
6007-PLN-AGE-25-54-8507	Beta plant STG Auxiliar equipment structure connections Knots location, Frame 3 & 4	STRUCTURAL - 1	vendor	Approval	0
6007-PLN-AGE-25-54-8508	Beta plant STG Auxiliar equipment structure connections Knots location, Frame 3 & 4	STRUCTURAL - 1	vendor	Approval	0
6007-PLN-AGE-25-54-8509	Beta plant STG Auxiliar equipment structure connections Knots location, Frame 5	STRUCTURAL - 1	vendor	Approval	0
6007-PLN-AGE-25-54-8510	Beta plant STG Auxiliar equipment structure connections Sketch of knots	STRUCTURAL - 1	vendor	Approval	0
6007-PLN-AGE-25-54-8511	Beta plant STG Auxiliar equipment structure connections Knots definition table, Frame A	STRUCTURAL - 1	vendor	Approval	0
6007-PLN-AGE-25-54-8512	Beta plant STG Auxiliar equipment structure connections Knots definition table, Frame B	STRUCTURAL - 1	vendor	Approval	0
6007-PLN-AGE-25-54-8513	Beta plant STG Auxiliar equipment structure connections Knots definition table, Frame C	STRUCTURAL - 1	vendor	Approval	0
6007-PLN-AGE-25-54-8514	Beta plant STG Auxiliar equipment structure connections Knots definition table, Frame D & E	STRUCTURAL - 1	vendor	Approval	0
6007-PLN-AGE-25-54-8515	Beta plant STG Auxiliar equipment structure connections Knots definition table, Frame 1 & 2	STRUCTURAL - 1	vendor	Approval	0
6007-PLN-AGE-25-54-8516	Beta plant STG Auxiliar equipment structure connections Knots definition table, Frame 3	STRUCTURAL - 1	vendor	Approval	0
6007-PLN-AGE-25-54-8517	Beta plant STG Auxiliar equipment structure connections knots definition table. Frame 4	STRUCTURAL - 1	vendor	Approval	0
6007-PLN-AGE-25-54-8518	Beta plant STG Auxiliar equipment structure connections knots definition table. Frame 5	STRUCTURAL - 1	vendor	Approval	0
6007-PLN-AGE-25-54-8519	Beta plant STG Auxiliar equipment structure connections joints location, level 3& 4	STRUCTURAL - 1	vendor	Approval	0
6007-PLN-AGE-25-54-8520	Beta plant STG Auxiliar equipment structure connections joints location, level 2	STRUCTURAL - 1	vendor	Approval	0
6007-PLN-AGE-25-54-8521	Beta plant STG Auxiliar equipment structure connections joints location, level 5	STRUCTURAL - 1	vendor	Approval	0
6007-PLN-AGE-25-54-8522	Beta plant STG Auxiliar equipment structure connections joints location, level 6	STRUCTURAL - 1	vendor	Approval	0
6007-PLN-AGE-25-54-8523	Beta plant STG Auxiliar equipment structure connections joints location, level 1,7,8,&9	STRUCTURAL - 1	vendor	Approval	0
6007-PLN-AGE-25-54-8524	Beta plant STG Auxiliar equipment structure connections joints location, frame A	STRUCTURAL - 1	vendor	Approval	0
6007-PLN-AGE-25-54-8525	Beta plant STG Auxiliar equipment structure connections joints location, frame B	STRUCTURAL - 1	vendor	Approval	0
6007-PLN-AGE-25-54-8526	Beta plant STG Auxiliar equipment structure connections joints location, frame C	STRUCTURAL - 1	vendor	Approval	0
6007-PLN-AGE-25-54-8527	Beta plant STG Auxiliar equipment structure connections joints location, frame D & E	STRUCTURAL - 1	vendor	Approval	0
6007-PLN-AGE-25-54-8528	Beta plant STG Auxiliar equipment structure connections joints location, frame 1 & 2	STRUCTURAL - 1	vendor	Approval	0
6007-PLN-AGE-25-54-8529	Beta plant STG Auxiliar equipment structure connections joints location, frame 3	STRUCTURAL - 1	vendor	Approval	0
6007-PLN-AGE-25-54-8530	Beta plant STG Auxiliar equipment structure connections joints location, frame 4	STRUCTURAL - 1	vendor	Approval	0
6007-PLN-AGE-25-54-8531	Beta plant STG Auxiliar equipment structure connections joints location, frame 5	STRUCTURAL - 1	vendor	Approval	0
6007-PLN-AGE-25-54-8532	Beta plant STG Auxiliar equipment structure connections Sketch of Joints I	STRUCTURAL - 1	vendor	Approval	0
6007-PLN-AGE-25-54-8533	Beta plant STG Auxiliar equipment structure connections Sketch of Joints II	STRUCTURAL - 1	vendor	Approval	0
121212- Structural Calcs_Signed	Generator Circuit Breaker	STRUCTURAL - 1	vendor	Approval	1
S2.1	Generator Circuit Breaker Platform Foundation and Framing Plans	STRUCTURAL - 1	vendor	Approval	1
S1.1	Generator Circuit Breaker Platform General Structural Notes	STRUCTURAL - 1	vendor	Approval	1
S3.1	Generator Circuit Breaker Platform Foundation and Framing Details	STRUCTURAL - 1	vendor	Approval	1
	Cert Excahange Brady Notbohm	STRUCTURAL - 1	vendor	Approval	A
6007-CAL-ATD-23-52-C070	Mojave Alpha & Beta Substations Other Foundations Calculations	STRUCTURAL - 1	vendor	Approval	B
6007-PLN-ATD-23-55-C011	Mojave Alpha & Beta Substations Steel Details 230 kV Single Phase Low Bus Support	STRUCTURAL - 1	vendor	Approval	1
6007-PLN-ATD-23-55-C014	Mojave Alpha & Beta Substations Steel Details 230 kV Single Phase S3 Stand - S3	STRUCTURAL - 1	vendor	Approval	0

ABENER TEYMA
MOJAVE

Compliance No.:	GEN-2				
Job :	Mojave Solar Project				
Date: 02/06/14	Description: Structural Master Drawing List				
Sheet No.	Description	Applicable Condition of Certification	Vendor Supplied or EOR	Reason for Submittal	Revision
6007-PLN-ATD-23-55-C015	Mojave Alpha & Beta Substations Steel Details 230 kV Switch Stand S4 - Sheet 1	STRUCTURAL - 1	vendor	Approval	0
6007-PLN-ATD-23-55-C016	Mojave Alpha & Beta Substations Steel Details 230 kV Switch Stand S4 - Sheet 2	STRUCTURAL - 1	vendor	Approval	0
6007-PLN-ATD-23-55-C018	Mojave Alpha & Beta Substations Steel Details 230 kV Single Phase CT Stand - S6	STRUCTURAL - 1	vendor	Approval	0
6007-PLN-ATD-23-55-C019	Mojave Alpha & Beta Substations Steel Details Control Building Stair Details & Footing - ST1	STRUCTURAL - 1	vendor	Approval	0
6007-PLN-ATD-23-57-C063	Mojave Alpha & Beta Substations Foundation Detail - APT Transformer (F2)	STRUCTURAL - 1	vendor	Approval	2
6007-PLN-ATD-23-57-C064	Mojave Alpha & Beta Substations Foundation Detail - Relay House & Minor Equipment (P2, P3, P4, P6 & P7)	STRUCTURAL - 1	vendor	Approval	0
6007-PLN-ATD-23-57-C065	Mojave Alpha & Beta Substations Foundation Detail - Shield Spike & Terminal Structure (P1 & P5)	STRUCTURAL - 1	vendor	Approval	0
6007-PLN-ATD-23-57-C071	Mojave Alpha & Beta Substations Foundation Layout Drawings	STRUCTURAL - 1	vendor	Approval	2
6007-PLN-ATD-23-57-C072	Mojave Alpha & Beta Substations Foundation Detail - Circuit Breaker (F4)	STRUCTURAL - 1	vendor	Approval	0
6007-PLN-ATD-23-57-C073	Mojave Alpha & Beta Substations Foundation Detail - Firewall APT1 (F6)	STRUCTURAL - 1	vendor	Approval	0
6007-PLN-ATD-23-57-C074	Mojave Alpha & Beta Substations Foundation Detail - Firewall MPT1 (F3)	STRUCTURAL - 1	vendor	Approval	0
6007-PLN-ATD-23-57-C091	Mojave Alpha & Beta Substations Site Preparation & Fencing Drawings	STRUCTURAL - 1	vendor	Approval	2
6007-PLN-ATD-23-52-E101	Control Building	STRUCTURAL - 1	vendor	Approval	A
6007-PLN-ATD-23-03-E021	Mojave Alpha & Beta Substations General Arrangement	STRUCTURAL - 1	vendor	Approval	0
6007-PLN-ATD-23-54-C011	Mojave Alpha & Beta Substations Structure Layout Plan	STRUCTURAL - 1	vendor	Approval	0
6007-PLN-ATD-23-55-C012	Mojave Alpha & Beta Substations Steel Details 230 kV Three Phase 230 kV Deadend - S7	STRUCTURAL - 1	vendor	Approval	A
6007-PLN-ATD-23-55-C013	Mojave Alpha & Beta Substations Steel Details Static Mast (S1)	STRUCTURAL - 1	vendor	Approval	A
6007-ESP-RJK-33-50-0010	Engineering Calculation Record Cover Sheet	STRUCTURAL - 1	vendor	Approval	W
6007-PLN-AGE-57-52-3302	End supply return loops foundation - NE field Foundations plan I - Alpha	STRUCTURAL - 1	vendor	Approval	W
6007-PLN-AGE-57-52-3303	End supply return loops foundation - NE field Foundations plan II - Alpha	STRUCTURAL - 1	vendor	Approval	W
6007-PLN-AGE-57-52-3304	End supply return loops foundation - NE field Coordinates I - Alpha	STRUCTURAL - 1	vendor	Approval	W
6007-PLN-AGE-57-52-3305	End supply return loops foundation - NE field Coordinates II - Alpha	STRUCTURAL - 1	vendor	Approval	W
6007-PLN-AGE-57-52-3312	End supply return loops foundation - E field Foundations plan I - Alpha	STRUCTURAL - 1	vendor	Approval	W
6007-PLN-AGE-57-52-3313	End supply return loops foundation - E field Foundations plan II - Alpha	STRUCTURAL - 1	vendor	Approval	W
6007-PLN-AGE-57-52-3314	End supply return loops foundation - E field Foundations plan III - Alpha	STRUCTURAL - 1	vendor	Approval	W
6007-PLN-AGE-57-52-3315	End supply return loops foundation - E field Foundations plan IV - Alpha	STRUCTURAL - 1	vendor	Approval	W
6007-PLN-AGE-57-52-3316	End supply return loops foundation - E field Foundations plan V - Alpha	STRUCTURAL - 1	vendor	Approval	W
6007-PLN-AGE-57-52-3317	End supply return loops foundation - E field Foundations plan VI - Alpha	STRUCTURAL - 1	vendor	Approval	W
6007-PLN-AGE-57-52-3318	End supply return loops foundation - E field Foundations plan VII - Alpha	STRUCTURAL - 1	vendor	Approval	W
6007-PLN-AGE-57-52-3319	End supply return loops foundation - E field Coordinates I - Alpha	STRUCTURAL - 1	vendor	Approval	W
6007-PLN-AGE-57-52-3320	End supply return loops foundation - E field Coordinates II - Alpha	STRUCTURAL - 1	vendor	Approval	W
6007-PLN-AGE-57-52-3321	End supply return loops foundation - E field Coordinates III - Alpha	STRUCTURAL - 1	vendor	Approval	W
6007-PLN-AGE-57-52-3322	End supply return loops foundation - E field Coordinates IV - Alpha	STRUCTURAL - 1	vendor	Approval	W
6007-PLN-AGE-57-52-3323	End supply return loops foundation - E field Coordinates V - Alpha	STRUCTURAL - 1	vendor	Approval	W
6007-PLN-AGE-57-52-3324	End supply return loops foundation - E field Coordinates VI - Alpha	STRUCTURAL - 1	vendor	Approval	W
6007-PLN-AGE-57-52-3325	End supply return loops foundation - E field Coordinates VII - Alpha	STRUCTURAL - 1	vendor	Approval	W
6007-PLN-AGE-57-52-3352	End supply return loops foundation - NW field Foundations plan I - Alpha	STRUCTURAL - 1	vendor	Approval	W
6007-PLN-AGE-57-52-3353	End supply return loops foundation - NW field Foundations plan II - Alpha	STRUCTURAL - 1	vendor	Approval	W
6007-PLN-AGE-57-52-3354	End supply return loops foundation - NW field Foundations plan III - Alpha	STRUCTURAL - 1	vendor	Approval	W
6007-PLN-AGE-57-52-3355	End supply return loops foundation - NW field Foundations plan IV - Alpha	STRUCTURAL - 1	vendor	Approval	W
6007-PLN-AGE-57-52-3356	End supply return loops foundation - NW field Foundations plan V - Alpha	STRUCTURAL - 1	vendor	Approval	W
6007-PLN-AGE-57-52-3357	End supply return loops foundation - NW field Coordinates I - Alpha	STRUCTURAL - 1	vendor	Approval	W
6007-PLN-AGE-57-52-3358	End supply return loops foundation - NW field Coordinates II - Alpha	STRUCTURAL - 1	vendor	Approval	W
6007-PLN-AGE-57-52-3359	End supply return loops foundation - NW field Coordinates III - Alpha	STRUCTURAL - 1	vendor	Approval	W
6007-PLN-AGE-57-52-3360	End supply return loops foundation - NW field Coordinates IV - Alpha	STRUCTURAL - 1	vendor	Approval	W
6007-PLN-AGE-57-52-3361	End supply return loops foundation - NW field Coordinates V - Alpha	STRUCTURAL - 1	vendor	Approval	W
6007-PLN-AGE-57-52-3372	End supply return loops foundation - W field Foundations plan I - Alpha	STRUCTURAL - 1	vendor	Approval	W
6007-PLN-AGE-57-52-3373	End supply return loops foundation - W field Foundations plan II - Alpha	STRUCTURAL - 1	vendor	Approval	W
6007-PLN-AGE-57-52-3374	End supply return loops foundation - W field Foundations plan III - Alpha	STRUCTURAL - 1	vendor	Approval	W
6007-PLN-AGE-57-52-3375	End supply return loops foundation - W field Foundations plan IV - Alpha	STRUCTURAL - 1	vendor	Approval	W
6007-PLN-AGE-57-52-3376	End supply return loops foundation - W field Foundations plan V - Alpha	STRUCTURAL - 1	vendor	Approval	W
6007-PLN-AGE-57-52-3377	End supply return loops foundation - W field Foundations plan VI - Alpha	STRUCTURAL - 1	vendor	Approval	W
6007-PLN-AGE-57-52-3378	End supply return loops foundation - W field Coordinates I - Alpha	STRUCTURAL - 1	vendor	Approval	W
6007-PLN-AGE-57-52-3379	End supply return loops foundation - W field Coordinates II - Alpha	STRUCTURAL - 1	vendor	Approval	W
6007-PLN-AGE-57-52-3380	End supply return loops foundation - W field Coordinates III - Alpha	STRUCTURAL - 1	vendor	Approval	W
6007-PLN-AGE-57-52-3381	End supply return loops foundation - W field Coordinates IV - Alpha	STRUCTURAL - 1	vendor	Approval	W
6007-PLN-AGE-57-52-3382	End supply return loops foundation - W field Coordinates V - Alpha	STRUCTURAL - 1	vendor	Approval	W
6007-PLN-AGE-57-52-3383	End supply return loops foundation - W field Coordinates VI - Alpha	STRUCTURAL - 1	vendor	Approval	W
6007-PLN-AGE-57-52-5000	End supply return loops foundation - Alpha & Beta - Cover Sheet	STRUCTURAL - 1	vendor	Approval	W
6007-PLN-AGE-57-52-5001	End supply return loops foundation - Alpha - North east	STRUCTURAL - 1	vendor	Approval	W
6007-PLN-AGE-57-52-5002	End supply return loops foundation - Alpha - East	STRUCTURAL - 1	vendor	Approval	W
6007-PLN-AGE-57-52-5003	End supply return loops foundation - Alpha - North west	STRUCTURAL - 1	vendor	Approval	W
6007-PLN-AGE-57-52-5004	End supply return loops foundation - Alpha - West	STRUCTURAL - 1	vendor	Approval	W
6007-PLN-AGE-57-52-5005	End supply return loops foundation - Beta - North	STRUCTURAL - 1	vendor	Approval	W
6007-PLN-AGE-57-52-5006	End supply return loops foundation - Beta - East	STRUCTURAL - 1	vendor	Approval	W
6007-PLN-AGE-57-52-5007	End supply return loops foundation - Beta - South	STRUCTURAL - 1	vendor	Approval	W
6007-PLN-AGE-57-52-5008	End supply return loops foundation - Beta - West and Far west	STRUCTURAL - 1	vendor	Approval	W
6007-PLN-AGE-57-52-7302	End supply return loops foundation - E field Foundations plan I - Beta	STRUCTURAL - 1	vendor	Approval	W
6007-PLN-AGE-57-52-7303	End supply return loops foundation - E field Foundations plan II - Beta	STRUCTURAL - 1	vendor	Approval	W
6007-PLN-AGE-57-52-7304	End supply return loops foundation - E field Foundations plan III - Beta	STRUCTURAL - 1	vendor	Approval	W
6007-PLN-AGE-57-52-7305	End supply return loops foundation - E field Coordinates I - Beta	STRUCTURAL - 1	vendor	Approval	W
6007-PLN-AGE-57-52-7306	End supply return loops foundation - E field Coordinates II - Beta	STRUCTURAL - 1	vendor	Approval	W
6007-PLN-AGE-57-52-7307	End supply return loops foundation - E field Coordinates III - Beta	STRUCTURAL - 1	vendor	Approval	W
6007-PLN-AGE-57-52-7312	End supply return loops foundation - S field Foundations plan I - Beta	STRUCTURAL - 1	vendor	Approval	W
6007-PLN-AGE-57-52-7313	End supply return loops foundation - S field Foundations plan II - Beta	STRUCTURAL - 1	vendor	Approval	W
6007-PLN-AGE-57-52-7314	End supply return loops foundation - S field Foundations plan III - Beta	STRUCTURAL - 1	vendor	Approval	W
6007-PLN-AGE-57-52-7315	End supply return loops foundation - S field Foundations plan IV - Beta	STRUCTURAL - 1	vendor	Approval	W
6007-PLN-AGE-57-52-7316	End supply return loops foundation - S field Foundations plan V - Beta	STRUCTURAL - 1	vendor	Approval	W
6007-PLN-AGE-57-52-7317	End supply return loops foundation - S field Foundations plan VI - Beta	STRUCTURAL - 1	vendor	Approval	W
6007-PLN-AGE-57-52-7318	End supply return loops foundation - S field Foundations plan I - Beta	STRUCTURAL - 1	vendor	Approval	W
6007-PLN-AGE-57-52-7319	End supply return loops foundation - S field Foundations plan II - Beta	STRUCTURAL - 1	vendor	Approval	W
6007-PLN-AGE-57-52-7320	End supply return loops foundation - S field Foundations plan III - Beta	STRUCTURAL - 1	vendor	Approval	W
6007-PLN-AGE-57-52-7321	End supply return loops foundation - S field Foundations plan IV - Beta	STRUCTURAL - 1	vendor	Approval	W
6007-PLN-AGE-57-52-7322	End supply return loops foundation - S field Foundations plan V - Beta	STRUCTURAL - 1	vendor	Approval	W
6007-PLN-AGE-57-52-7323	End supply return loops foundation - S field Foundations plan VI - Beta	STRUCTURAL - 1	vendor	Approval	W
6007-PLN-AGE-57-52-7352	End supply return loops foundation - N field Foundations plan I - Beta	STRUCTURAL - 1	vendor	Approval	W
6007-PLN-AGE-57-52-7353	End supply return loops foundation - N field Foundations plan II - Beta	STRUCTURAL - 1	vendor	Approval	W
6007-PLN-AGE-57-52-7354	End supply return loops foundation - N field Foundations plan III - Beta	STRUCTURAL - 1	vendor	Approval	W

Compliance No.:	GEN-2				
Job :	Mojave Solar Project				
Date: 02/06/14	Description: Structural Master Drawing List				
Sheet No.	Description	Applicable Condition of Certification	Vendor Supplied or EOR	Reason for Submittal	Revision
6007-PLN-AGE-57-52-7355	End supply return loops foundation - N field Foundations plan IV - Beta	STRUCTURAL - 1	vendor	Approval	W
6007-PLN-AGE-57-52-7356	End supply return loops foundation - N field Foundations plan V - Beta	STRUCTURAL - 1	vendor	Approval	W
6007-PLN-AGE-57-52-7357	End supply return loops foundation - N field Foundations plan VI - Beta	STRUCTURAL - 1	vendor	Approval	W
6007-PLN-AGE-57-52-7358	End supply return loops foundation - N field Coordinates I - Beta	STRUCTURAL - 1	vendor	Approval	W
6007-PLN-AGE-57-52-7359	End supply return loops foundation - N field Coordinates II - Beta	STRUCTURAL - 1	vendor	Approval	W
6007-PLN-AGE-57-52-7360	End supply return loops foundation - N field Coordinates III - Beta	STRUCTURAL - 1	vendor	Approval	W
6007-PLN-AGE-57-52-7361	End supply return loops foundation - N field Coordinates IV - Beta	STRUCTURAL - 1	vendor	Approval	W
6007-PLN-AGE-57-52-7362	End supply return loops foundation - N field Coordinates V - Beta	STRUCTURAL - 1	vendor	Approval	W
6007-PLN-AGE-57-52-7363	End supply return loops foundation - N field Coordinates VI - Beta	STRUCTURAL - 1	vendor	Approval	W
6007-PLN-AGE-57-52-7372	End supply return loops foundation - W and FW field Foundations plan I - Beta	STRUCTURAL - 1	vendor	Approval	W
6007-PLN-AGE-57-52-7373	End supply return loops foundation - W and FW field Foundations plan II - Beta	STRUCTURAL - 1	vendor	Approval	W
6007-PLN-AGE-57-52-7374	End supply return loops foundation - W and FW field Foundations plan III - Beta	STRUCTURAL - 1	vendor	Approval	W
6007-PLN-AGE-57-52-7375	End supply return loops foundation - W and FW field Foundations plan IV - Beta	STRUCTURAL - 1	vendor	Approval	W
6007-PLN-AGE-57-52-7376	End supply return loops foundation - W and FW field Foundations plan V - Beta	STRUCTURAL - 1	vendor	Approval	W
6007-PLN-AGE-57-52-7377	End supply return loops foundation - W and FW field Foundations plan VI - Beta	STRUCTURAL - 1	vendor	Approval	W
6007-PLN-AGE-57-52-7378	End supply return loops foundation - W and FW field Coordinates I - Beta	STRUCTURAL - 1	vendor	Approval	W
6007-PLN-AGE-57-52-7379	End supply return loops foundation - W and FW field Coordinates II - Beta	STRUCTURAL - 1	vendor	Approval	W
6007-PLN-AGE-57-52-7380	End supply return loops foundation - W and FW field Coordinates III - Beta	STRUCTURAL - 1	vendor	Approval	W
6007-PLN-AGE-57-52-7381	End supply return loops foundation - W and FW field Coordinates IV - Beta	STRUCTURAL - 1	vendor	Approval	W
6007-PLN-AGE-57-52-7382	End supply return loops foundation - W and FW field Coordinates V - Beta	STRUCTURAL - 1	vendor	Approval	W
6007-PLN-AGE-57-52-7383	End supply return loops foundation - W and FW field Coordinates VI - Beta	STRUCTURAL - 1	vendor	Approval	W
6007-PLN-AGE-21-52-2052	Alpha plant - Steam generators evaporators foundations - Foundation plan	STRUCTURAL - 1	vendor	Approval	W
6007-PLN-AGE-21-52-6052	Beta plant - Steam generators evaporators foundations - Foundation plan	STRUCTURAL - 1	vendor	Approval	W
6007-CAL-AGE-58-54-3400	Calculation Report for Rack 1 Alpha Plant	STRUCTURAL - 1	vendor	Approval	W
6007-CAL-AGE-58-54-3401	Calculation Report for Rack 1 Steel Frame Connection Design Alpha Plant	STRUCTURAL - 1	vendor	Approval	W
6007-CAL-AGE-58-54-7401	Calculation Report for Rack 1 Steel Frame Connection Design Beta Plant	STRUCTURAL - 1	vendor	Approval	W
6007-CAL-AGE-58-54-7400	Calculation Report for Rack 1 Beta Plant	STRUCTURAL - 1	vendor	Approval	W
6007-PLN-AGE-58-54-3400	HTF-1 Pipe Rack Steel Structure Alpha Plant - Cover Sheet	STRUCTURAL - 1	vendor	Approval	W
6007-PLN-AGE-58-54-3401	HTF-1 Pipe Rack Steel Structure Alpha Plant - General Notes	STRUCTURAL - 1	vendor	Approval	W
6007-PLN-AGE-58-54-3402	HTF-1 Pipe Rack Steel Structure Alpha Plant - Plan View I	STRUCTURAL - 1	vendor	Approval	W
6007-PLN-AGE-58-54-3403	HTF-1 Pipe Rack Steel Structure Alpha Plant - Plan View II	STRUCTURAL - 1	vendor	Approval	W
6007-PLN-AGE-58-54-3404	HTF-1 Pipe Rack Steel Structure Alpha Plant - Elevations I	STRUCTURAL - 1	vendor	Approval	W
6007-PLN-AGE-58-54-3405	HTF-1 Pipe Rack Steel Structure Alpha Plant - Elevations II	STRUCTURAL - 1	vendor	Approval	W
6007-PLN-AGE-58-54-3406	HTF-1 Pipe Rack Steel Structure Alpha Plant - Elevations III	STRUCTURAL - 1	vendor	Approval	W
6007-PLN-AGE-58-54-3407	HTF-1 Pipe Rack Steel Structure Alpha Plant - Elevations IV	STRUCTURAL - 1	vendor	Approval	W
6007-PLN-AGE-58-54-3408	HTF-1 Pipe Rack Steel Structure Alpha Plant - Details I	STRUCTURAL - 1	vendor	Approval	W
6007-PLN-AGE-58-54-3409	HTF-1 Pipe Rack Steel Structure Alpha Plant - Details II	STRUCTURAL - 1	vendor	Approval	W
6007-PLN-AGE-58-54-3410	HTF-1 Pipe Rack Steel Structure Alpha Plant - Details III	STRUCTURAL - 1	vendor	Approval	W
6007-PLN-AGE-58-54-3411	HTF-1 Pipe Rack Steel Structure Alpha Plant - Details IV	STRUCTURAL - 1	vendor	Approval	W
6007-PLN-AGE-58-54-3422	HTF-1 Pipe Rack Steel Structure Alpha Plant - Plan View I	STRUCTURAL - 1	vendor	Approval	W
6007-PLN-AGE-58-54-3423	HTF-1 Pipe Rack Steel Structure Alpha Plant - Plan View II	STRUCTURAL - 1	vendor	Approval	W
6007-PLN-AGE-58-54-3424	HTF-1 Pipe Rack Steel Structure Alpha Plant - Elevations I	STRUCTURAL - 1	vendor	Approval	W
6007-PLN-AGE-58-54-3425	HTF-1 Pipe Rack Steel Structure Alpha Plant - Elevations II	STRUCTURAL - 1	vendor	Approval	W
6007-PLN-AGE-58-54-3426	HTF-1 Pipe Rack Steel Structure Alpha Plant - Elevations III	STRUCTURAL - 1	vendor	Approval	W
6007-PLN-AGE-58-54-3427	HTF-1 Pipe Rack Steel Structure Alpha Plant - Elevations IV	STRUCTURAL - 1	vendor	Approval	W
6007-PLN-AGE-58-54-3428	HTF-1 Pipe Rack Steel Structure Alpha Plant - Connection details	STRUCTURAL - 1	vendor	Approval	W
6007-PLN-AGE-58-54-3429	HTF-1 Pipe Rack Steel Structure Alpha Plant - Connection details	STRUCTURAL - 1	vendor	Approval	W
6007-PLN-AGE-58-54-3430	HTF-1 Pipe Rack Steel Structure Alpha Plant - Connection details	STRUCTURAL - 1	vendor	Approval	W
6007-PLN-AGE-58-54-3431	HTF-1 Pipe Rack Steel Structure Alpha Plant - Connection details	STRUCTURAL - 1	vendor	Approval	W
6007-PLN-AGE-58-54-7422	HTF-1 Pipe Rack Steel Structure Beta Plant - Plan View I	STRUCTURAL - 1	vendor	Approval	W
6007-PLN-AGE-58-54-7423	HTF-1 Pipe Rack Steel Structure Beta Plant - Plan View II	STRUCTURAL - 1	vendor	Approval	W
6007-PLN-AGE-58-54-7424	HTF-1 Pipe Rack Steel Structure Beta Plant - Elevations I	STRUCTURAL - 1	vendor	Approval	W
6007-PLN-AGE-58-54-7425	HTF-1 Pipe Rack Steel Structure Beta Plant - Elevations II	STRUCTURAL - 1	vendor	Approval	W
6007-PLN-AGE-58-54-7426	HTF-1 Pipe Rack Steel Structure Beta Plant - Elevations III	STRUCTURAL - 1	vendor	Approval	W
6007-PLN-AGE-58-54-7427	HTF-1 Pipe Rack Steel Structure Beta Plant - Elevations IV	STRUCTURAL - 1	vendor	Approval	W
6007-PLN-AGE-58-54-7428	HTF-1 Pipe Rack Steel Structure Beta Plant - Connection details	STRUCTURAL - 1	vendor	Approval	W
6007-PLN-AGE-58-54-7429	HTF-1 Pipe Rack Steel Structure Beta Plant - Connection details	STRUCTURAL - 1	vendor	Approval	W
6007-PLN-AGE-58-54-7430	HTF-1 Pipe Rack Steel Structure Beta Plant - Connection details	STRUCTURAL - 1	vendor	Approval	W
6007-PLN-AGE-58-54-7431	HTF-1 Pipe Rack Steel Structure Beta Plant - Connection details	STRUCTURAL - 1	vendor	Approval	W
6007-PLN-AGE-58-54-7400	HTF-1 Pipe Rack Steel Structure Beta Plant - Cover Sheet	STRUCTURAL - 1	vendor	Approval	W
6007-PLN-AGE-58-54-7401	HTF-1 Pipe Rack Steel Structure Beta Plant - General Notes	STRUCTURAL - 1	vendor	Approval	W
6007-PLN-AGE-58-54-7402	HTF-1 Pipe Rack Steel Structure Beta Plant - Plan View I	STRUCTURAL - 1	vendor	Approval	W
6007-PLN-AGE-58-54-7403	HTF-1 Pipe Rack Steel Structure Beta Plant - Plan View II	STRUCTURAL - 1	vendor	Approval	W
6007-PLN-AGE-58-54-7404	HTF-1 Pipe Rack Steel Structure Beta Plant - Elevations I	STRUCTURAL - 1	vendor	Approval	W
6007-PLN-AGE-58-54-7405	HTF-1 Pipe Rack Steel Structure Beta Plant - Elevations II	STRUCTURAL - 1	vendor	Approval	W
6007-PLN-AGE-58-54-7406	HTF-1 Pipe Rack Steel Structure Beta Plant - Elevations III	STRUCTURAL - 1	vendor	Approval	W
6007-PLN-AGE-58-54-7407	HTF-1 Pipe Rack Steel Structure Beta Plant - Elevations IV	STRUCTURAL - 1	vendor	Approval	W
6007-PLN-AGE-58-54-7408	HTF-1 Pipe Rack Steel Structure Beta Plant - Details I	STRUCTURAL - 1	vendor	Approval	W
6007-PLN-AGE-58-54-7409	HTF-1 Pipe Rack Steel Structure Beta Plant - Details II	STRUCTURAL - 1	vendor	Approval	W
6007-PLN-AGE-58-54-7410	HTF-1 Pipe Rack Steel Structure Beta Plant - Details III	STRUCTURAL - 1	vendor	Approval	W
6007-PLN-AGE-58-54-7411	HTF-1 Pipe Rack Steel Structure Beta Plant - Details IV	STRUCTURAL - 1	vendor	Approval	W
6007-CAL-AGE-58-54-3450	Calculation Report for Rack 2 Alpha Plant	STRUCTURAL - 1	vendor	Approval	W
6007-CAL-AGE-58-54-7450	Calculation Report for Rack 2 Beta Plant	STRUCTURAL - 1	vendor	Approval	W
6007-PLN-AGE-58-54-3450	HTF-2 Pipe Rack Steel Structure Alpha Plant - Cover Sheet	STRUCTURAL - 1	vendor	Approval	W
6007-PLN-AGE-58-54-3451	HTF-2 Pipe Rack Steel Structure Alpha Plant - General notes	STRUCTURAL - 1	vendor	Approval	W
6007-PLN-AGE-58-54-3452	HTF-2 Pipe Rack Steel Structure Alpha Plant - Plan View I	STRUCTURAL - 1	vendor	Approval	W
6007-PLN-AGE-58-54-3453	HTF-2 Pipe Rack Steel Structure Alpha Plant - Plan View II	STRUCTURAL - 1	vendor	Approval	W
6007-PLN-AGE-58-54-3454	HTF-2 Pipe Rack Steel Structure Alpha Plant - Plan View III	STRUCTURAL - 1	vendor	Approval	W
6007-PLN-AGE-58-54-3455	HTF-2 Pipe Rack Steel Structure Alpha Plant - Plan View IV	STRUCTURAL - 1	vendor	Approval	W
6007-PLN-AGE-58-54-3456	HTF-2 Pipe Rack Steel Structure Alpha Plant - Elevations I	STRUCTURAL - 1	vendor	Approval	W
6007-PLN-AGE-58-54-3457	HTF-2 Pipe Rack Steel Structure Alpha Plant - Elevations II	STRUCTURAL - 1	vendor	Approval	W
6007-PLN-AGE-58-54-3458	HTF-2 Pipe Rack Steel Structure Alpha Plant - Elevations III	STRUCTURAL - 1	vendor	Approval	W
6007-PLN-AGE-58-54-3459	HTF-2 Pipe Rack Steel Structure Alpha Plant - Elevations IV	STRUCTURAL - 1	vendor	Approval	W
6007-PLN-AGE-58-54-3460	HTF-2 Pipe Rack Steel Structure Alpha Plant - Details I	STRUCTURAL - 1	vendor	Approval	W
6007-PLN-AGE-58-54-3461	HTF-2 Pipe Rack Steel Structure Alpha Plant - Details II	STRUCTURAL - 1	vendor	Approval	W
6007-PLN-AGE-58-54-3462	HTF-2 Pipe Rack Steel Structure Alpha Plant - Details III	STRUCTURAL - 1	vendor	Approval	W
6007-PLN-AGE-58-54-3463	HTF-2 Pipe Rack Steel Structure Alpha Plant - Details IV	STRUCTURAL - 1	vendor	Approval	W
6007-PLN-AGE-58-54-3464	HTF-2 Pipe Rack Steel Structure Alpha Plant - Details V	STRUCTURAL - 1	vendor	Approval	W

ABENER TEYMA
MOJAVE

Compliance No.:	GEN-2				
Job :	Mojave Solar Project				
Date: 02/06/14	Description: Structural Master Drawing List				
Sheet No.	Description	Applicable Condition of Certification	Vendor Supplied or EOR	Reason for Submittal	Revision
6007-PLN-AGE-58-54-7450	HTF-2 Pipe Rack Steel Structure Beta Plant - Cover Sheet	STRUCTURAL - 1	vendor	Approval	W
6007-PLN-AGE-58-54-7451	HTF-2 Pipe Rack Steel Structure Beta Plant - General notes	STRUCTURAL - 1	vendor	Approval	W
6007-PLN-AGE-58-54-7452	HTF-2 Pipe Rack Steel Structure Beta Plant - Plan View I	STRUCTURAL - 1	vendor	Approval	W
6007-PLN-AGE-58-54-7453	HTF-2 Pipe Rack Steel Structure Beta Plant - Plan View II	STRUCTURAL - 1	vendor	Approval	W
6007-PLN-AGE-58-54-7454	HTF-2 Pipe Rack Steel Structure Beta Plant - Plan View III	STRUCTURAL - 1	vendor	Approval	W
6007-PLN-AGE-58-54-7455	HTF-2 Pipe Rack Steel Structure Beta Plant - Plan View IV	STRUCTURAL - 1	vendor	Approval	W
6007-PLN-AGE-58-54-7456	HTF-2 Pipe Rack Steel Structure Beta Plant - Elevations I	STRUCTURAL - 1	vendor	Approval	W
6007-PLN-AGE-58-54-7457	HTF-2 Pipe Rack Steel Structure Beta Plant - Elevations II	STRUCTURAL - 1	vendor	Approval	W
6007-PLN-AGE-58-54-7458	HTF-2 Pipe Rack Steel Structure Beta Plant - Elevations III	STRUCTURAL - 1	vendor	Approval	W
6007-PLN-AGE-58-54-7459	HTF-2 Pipe Rack Steel Structure Beta Plant - Elevations IV	STRUCTURAL - 1	vendor	Approval	W
6007-PLN-AGE-58-54-7460	HTF-2 Pipe Rack Steel Structure Beta Plant - Details I	STRUCTURAL - 1	vendor	Approval	W
6007-PLN-AGE-58-54-7461	HTF-2 Pipe Rack Steel Structure Beta Plant - Details II	STRUCTURAL - 1	vendor	Approval	W
6007-PLN-AGE-58-54-7462	HTF-2 Pipe Rack Steel Structure Beta Plant - Details III	STRUCTURAL - 1	vendor	Approval	W
6007-PLN-AGE-58-54-7463	HTF-2 Pipe Rack Steel Structure Beta Plant - Details IV	STRUCTURAL - 1	vendor	Approval	W
6007-PLN-AGE-58-54-7464	HTF-2 Pipe Rack Steel Structure Beta Plant - Details VII	STRUCTURAL - 1	vendor	Approval	W
6007-CAL-AGE-58-54-3451	Calculation Report for Rack 2 Alpha Plant	STRUCTURAL - 1	vendor	Approval	W
6007-CAL-AGE-58-54-7451	Calculation Report for Rack 2 Beta Plant	STRUCTURAL - 1	vendor	Approval	W
6007-PLN-AGE-58-54-3472	HTF-2 Pipe Rack Steel Structure Alpha Plant - Plan View I	STRUCTURAL - 1	vendor	Approval	W
6007-PLN-AGE-58-54-3473	HTF-2 Pipe Rack Steel Structure Alpha Plant - Plan View II	STRUCTURAL - 1	vendor	Approval	W
6007-PLN-AGE-58-54-3474	HTF-2 Pipe Rack Steel Structure Alpha Plant - Plan View III	STRUCTURAL - 1	vendor	Approval	W
6007-PLN-AGE-58-54-3475	HTF-2 Pipe Rack Steel Structure Alpha Plant - Plan View IV	STRUCTURAL - 1	vendor	Approval	W
6007-PLN-AGE-58-54-3476	HTF-2 Pipe Rack Steel Structure Alpha Plant - Elevations I	STRUCTURAL - 1	vendor	Approval	W
6007-PLN-AGE-58-54-3477	HTF-2 Pipe Rack Steel Structure Alpha Plant - Elevations II	STRUCTURAL - 1	vendor	Approval	W
6007-PLN-AGE-58-54-3478	HTF-2 Pipe Rack Steel Structure Alpha Plant - Elevations III	STRUCTURAL - 1	vendor	Approval	W
6007-PLN-AGE-58-54-3479	HTF-2 Pipe Rack Steel Structure Alpha Plant - Elevations IV	STRUCTURAL - 1	vendor	Approval	W
6007-PLN-AGE-58-54-3480	HTF-2 Pipe Rack Steel Structure Alpha Plant - Connections Details	STRUCTURAL - 1	vendor	Approval	W
6007-PLN-AGE-58-54-3481	HTF-2 Pipe Rack Steel Structure Alpha Plant - Connections Details	STRUCTURAL - 1	vendor	Approval	W
6007-PLN-AGE-58-54-3482	HTF-2 Pipe Rack Steel Structure Alpha Plant - Connections Details	STRUCTURAL - 1	vendor	Approval	W
6007-PLN-AGE-58-54-3483	HTF-2 Pipe Rack Steel Structure Alpha Plant - Connections Details	STRUCTURAL - 1	vendor	Approval	W
6007-PLN-AGE-58-54-7472	HTF-2 Pipe Rack Steel Structure Beta Plant - Plan View I	STRUCTURAL - 1	vendor	Approval	W
6007-PLN-AGE-58-54-7473	HTF-2 Pipe Rack Steel Structure Beta Plant - Plan View II	STRUCTURAL - 1	vendor	Approval	W
6007-PLN-AGE-58-54-7474	HTF-2 Pipe Rack Steel Structure Beta Plant - Plan View III	STRUCTURAL - 1	vendor	Approval	W
6007-PLN-AGE-58-54-7475	HTF-2 Pipe Rack Steel Structure Beta Plant - Plan View IV	STRUCTURAL - 1	vendor	Approval	W
6007-PLN-AGE-58-54-7476	HTF-2 Pipe Rack Steel Structure Beta Plant - Elevations I	STRUCTURAL - 1	vendor	Approval	W
6007-PLN-AGE-58-54-7477	HTF-2 Pipe Rack Steel Structure Beta Plant - Elevations II	STRUCTURAL - 1	vendor	Approval	W
6007-PLN-AGE-58-54-7478	HTF-2 Pipe Rack Steel Structure Beta Plant - Elevations III	STRUCTURAL - 1	vendor	Approval	W
6007-PLN-AGE-58-54-7479	HTF-2 Pipe Rack Steel Structure Beta Plant - Elevations IV	STRUCTURAL - 1	vendor	Approval	W
6007-PLN-AGE-58-54-7480	HTF-2 Pipe Rack Steel Structure Beta Plant - Connections Details	STRUCTURAL - 1	vendor	Approval	W
6007-PLN-AGE-58-54-7481	HTF-2 Pipe Rack Steel Structure Beta Plant - Connections Details	STRUCTURAL - 1	vendor	Approval	W
6007-PLN-AGE-58-54-7482	HTF-2 Pipe Rack Steel Structure Beta Plant - Connections Details	STRUCTURAL - 1	vendor	Approval	W
6007-PLN-AGE-58-54-7483	HTF-2 Pipe Rack Steel Structure Beta Plant - Connections Details	STRUCTURAL - 1	vendor	Approval	W
6007-PLN-AGE-57-52-3302	End supply return loops foundation - NE field Foundations plan I - Alpha	STRUCTURAL - 1	vendor	Approval	W
6007-PLN-AGE-57-52-3303	End supply return loops foundation - NE field Foundations plan II - Alpha	STRUCTURAL - 1	vendor	Approval	W
6007-PLN-AGE-57-52-3304	End supply return loops foundation - NE field Coordinates I - Alpha	STRUCTURAL - 1	vendor	Approval	W
6007-PLN-AGE-57-52-3305	End supply return loops foundation - NE field Coordinates II - Alpha	STRUCTURAL - 1	vendor	Approval	W
6007-PLN-AGE-57-52-3312	End supply return loops foundation - E field Foundations plan I - Alpha	STRUCTURAL - 1	vendor	Approval	W
6007-PLN-AGE-57-52-3313	End supply return loops foundation - E field Foundations plan II - Alpha	STRUCTURAL - 1	vendor	Approval	W
6007-PLN-AGE-57-52-3314	End supply return loops foundation - E field Foundations plan III - Alpha	STRUCTURAL - 1	vendor	Approval	W
6007-PLN-AGE-57-52-3315	End supply return loops foundation - E field Foundations plan IV - Alpha	STRUCTURAL - 1	vendor	Approval	W
6007-PLN-AGE-57-52-3316	End supply return loops foundation - E field Foundations plan V - Alpha	STRUCTURAL - 1	vendor	Approval	W
6007-PLN-AGE-57-52-3317	End supply return loops foundation - E field Foundations plan VI - Alpha	STRUCTURAL - 1	vendor	Approval	W
6007-PLN-AGE-57-52-3318	End supply return loops foundation - E field Foundations plan VII - Alpha	STRUCTURAL - 1	vendor	Approval	W
6007-PLN-AGE-57-52-3319	End supply return loops foundation - E field Coordinates I - Alpha	STRUCTURAL - 1	vendor	Approval	W
6007-PLN-AGE-57-52-3320	End supply return loops foundation - E field Coordinates II - Alpha	STRUCTURAL - 1	vendor	Approval	W
6007-PLN-AGE-57-52-3321	End supply return loops foundation - E field Coordinates III - Alpha	STRUCTURAL - 1	vendor	Approval	W
6007-PLN-AGE-57-52-3322	End supply return loops foundation - E field Coordinates IV - Alpha	STRUCTURAL - 1	vendor	Approval	W
6007-PLN-AGE-57-52-3323	End supply return loops foundation - E field Coordinates V - Alpha	STRUCTURAL - 1	vendor	Approval	W
6007-PLN-AGE-57-52-3324	End supply return loops foundation - E field Coordinates VI - Alpha	STRUCTURAL - 1	vendor	Approval	W
6007-PLN-AGE-57-52-3325	End supply return loops foundation - E field Coordinates VII - Alpha	STRUCTURAL - 1	vendor	Approval	W
6007-PLN-AGE-57-52-3352	End supply return loops foundation - NW field Foundations plan I - Alpha	STRUCTURAL - 1	vendor	Approval	W
6007-PLN-AGE-57-52-3353	End supply return loops foundation - NW field Foundations plan II - Alpha	STRUCTURAL - 1	vendor	Approval	W
6007-PLN-AGE-57-52-3354	End supply return loops foundation - NW field Foundations plan III - Alpha	STRUCTURAL - 1	vendor	Approval	W
6007-PLN-AGE-57-52-3355	End supply return loops foundation - NW field Foundations plan IV - Alpha	STRUCTURAL - 1	vendor	Approval	W
6007-PLN-AGE-57-52-3356	End supply return loops foundation - NW field Foundations plan V - Alpha	STRUCTURAL - 1	vendor	Approval	W
6007-PLN-AGE-57-52-3357	End supply return loops foundation - NW field Coordinates I - Alpha	STRUCTURAL - 1	vendor	Approval	W
6007-PLN-AGE-57-52-3358	End supply return loops foundation - NW field Coordinates II - Alpha	STRUCTURAL - 1	vendor	Approval	W
6007-PLN-AGE-57-52-3359	End supply return loops foundation - NW field Coordinates III - Alpha	STRUCTURAL - 1	vendor	Approval	W
6007-PLN-AGE-57-52-3360	End supply return loops foundation - NW field Coordinates IV - Alpha	STRUCTURAL - 1	vendor	Approval	W
6007-PLN-AGE-57-52-3361	End supply return loops foundation - NW field Coordinates V - Alpha	STRUCTURAL - 1	vendor	Approval	W
6007-PLN-AGE-57-52-3372	End supply return loops foundation - W field Foundations plan I - Alpha	STRUCTURAL - 1	vendor	Approval	W
6007-PLN-AGE-57-52-3373	End supply return loops foundation - W field Foundations plan II - Alpha	STRUCTURAL - 1	vendor	Approval	W
6007-PLN-AGE-57-52-3374	End supply return loops foundation - W field Foundations plan III - Alpha	STRUCTURAL - 1	vendor	Approval	W
6007-PLN-AGE-57-52-3375	End supply return loops foundation - W field Foundations plan IV - Alpha	STRUCTURAL - 1	vendor	Approval	W
6007-PLN-AGE-57-52-3376	End supply return loops foundation - W field Foundations plan V - Alpha	STRUCTURAL - 1	vendor	Approval	W
6007-PLN-AGE-57-52-3377	End supply return loops foundation - W field Foundations plan VI - Alpha	STRUCTURAL - 1	vendor	Approval	W
6007-PLN-AGE-57-52-3378	End supply return loops foundation - W field Coordinates I - Alpha	STRUCTURAL - 1	vendor	Approval	W
6007-PLN-AGE-57-52-3379	End supply return loops foundation - W field Coordinates II - Alpha	STRUCTURAL - 1	vendor	Approval	W
6007-PLN-AGE-57-52-3380	End supply return loops foundation - W field Coordinates III - Alpha	STRUCTURAL - 1	vendor	Approval	W
6007-PLN-AGE-57-52-3381	End supply return loops foundation - W field Coordinates IV - Alpha	STRUCTURAL - 1	vendor	Approval	W
6007-PLN-AGE-57-52-3382	End supply return loops foundation - W field Coordinates V - Alpha	STRUCTURAL - 1	vendor	Approval	W
6007-PLN-AGE-57-52-3383	End supply return loops foundation - W field Coordinates VI - Alpha	STRUCTURAL - 1	vendor	Approval	W
6007-PLN-AGE-57-52-5000	End supply return loops foundation - Alpha & Beta - Cover Sheet	STRUCTURAL - 1	vendor	Approval	W
6007-PLN-AGE-57-52-5001	End supply return loops foundation - Alpha - North east	STRUCTURAL - 1	vendor	Approval	W
6007-PLN-AGE-57-52-5002	End supply return loops foundation - Alpha - East	STRUCTURAL - 1	vendor	Approval	W
6007-PLN-AGE-57-52-5003	End supply return loops foundation - Alpha - North west	STRUCTURAL - 1	vendor	Approval	W
6007-PLN-AGE-57-52-5004	End supply return loops foundation - Alpha - West	STRUCTURAL - 1	vendor	Approval	W
6007-PLN-AGE-57-52-5005	End supply return loops foundation - Beta - North	STRUCTURAL - 1	vendor	Approval	W
6007-PLN-AGE-57-52-5006	End supply return loops foundation - Beta - East	STRUCTURAL - 1	vendor	Approval	W

ABENER TEYMA
MOJAVE

Compliance No.:	GEN-2				
Job :	Mojave Solar Project				
Date: 02/06/14	Description: Structural Master Drawing List				
Sheet No.	Description	Applicable Condition of Certification	Vendor Supplied or EOR	Reason for Submittal	Revision
6007-PLN-AGE-57-52-5007	End supply return loops foundation - Beta - South	STRUCTURAL - 1	vendor	Approval	W
6007-PLN-AGE-57-52-5008	End supply return loops foundation - Beta - West and Far west	STRUCTURAL - 1	vendor	Approval	W
6007-PLN-AGE-57-52-7302	End supply return loops foundation - E field Foundations plan I - Beta	STRUCTURAL - 1	vendor	Approval	W
6007-PLN-AGE-57-52-7303	End supply return loops foundation - E field Foundations plan II - Beta	STRUCTURAL - 1	vendor	Approval	W
6007-PLN-AGE-57-52-7304	End supply return loops foundation - E field Foundations plan III - Beta	STRUCTURAL - 1	vendor	Approval	W
6007-PLN-AGE-57-52-7305	End supply return loops foundation - E field Coordinates I - Beta	STRUCTURAL - 1	vendor	Approval	W
6007-PLN-AGE-57-52-7306	End supply return loops foundation - E field Coordinates II - Beta	STRUCTURAL - 1	vendor	Approval	W
6007-PLN-AGE-57-52-7307	End supply return loops foundation - E field Coordinates III - Beta	STRUCTURAL - 1	vendor	Approval	W
6007-PLN-AGE-57-52-7312	End supply return loops foundation - S field Foundations plan I - Beta	STRUCTURAL - 1	vendor	Approval	W
6007-PLN-AGE-57-52-7313	End supply return loops foundation - S field Foundations plan II - Beta	STRUCTURAL - 1	vendor	Approval	W
6007-PLN-AGE-57-52-7314	End supply return loops foundation - S field Foundations plan III - Beta	STRUCTURAL - 1	vendor	Approval	W
6007-PLN-AGE-57-52-7315	End supply return loops foundation - S field Foundations plan IV - Beta	STRUCTURAL - 1	vendor	Approval	W
6007-PLN-AGE-57-52-7316	End supply return loops foundation - S field Foundations plan V - Beta	STRUCTURAL - 1	vendor	Approval	W
6007-PLN-AGE-57-52-7317	End supply return loops foundation - S field Foundations plan VI - Beta	STRUCTURAL - 1	vendor	Approval	W
6007-PLN-AGE-57-52-7318	End supply return loops foundation - S field Foundations plan I - Beta	STRUCTURAL - 1	vendor	Approval	W
6007-PLN-AGE-57-52-7319	End supply return loops foundation - S field Foundations plan II - Beta	STRUCTURAL - 1	vendor	Approval	W
6007-PLN-AGE-57-52-7320	End supply return loops foundation - S field Foundations plan III - Beta	STRUCTURAL - 1	vendor	Approval	W
6007-PLN-AGE-57-52-7321	End supply return loops foundation - S field Foundations plan IV - Beta	STRUCTURAL - 1	vendor	Approval	W
6007-PLN-AGE-57-52-7322	End supply return loops foundation - S field Foundations plan V - Beta	STRUCTURAL - 1	vendor	Approval	W
6007-PLN-AGE-57-52-7323	End supply return loops foundation - S field Foundations plan VI - Beta	STRUCTURAL - 1	vendor	Approval	W
6007-PLN-AGE-57-52-7352	End supply return loops foundation - N field Foundations plan I - Beta	STRUCTURAL - 1	vendor	Approval	W
6007-PLN-AGE-57-52-7353	End supply return loops foundation - N field Foundations plan II - Beta	STRUCTURAL - 1	vendor	Approval	W
6007-PLN-AGE-57-52-7354	End supply return loops foundation - N field Foundations plan III - Beta	STRUCTURAL - 1	vendor	Approval	W
6007-PLN-AGE-57-52-7355	End supply return loops foundation - N field Foundations plan IV - Beta	STRUCTURAL - 1	vendor	Approval	W
6007-PLN-AGE-57-52-7356	End supply return loops foundation - N field Foundations plan V - Beta	STRUCTURAL - 1	vendor	Approval	W
6007-PLN-AGE-57-52-7357	End supply return loops foundation - N field Foundations plan VI - Beta	STRUCTURAL - 1	vendor	Approval	W
6007-PLN-AGE-57-52-7358	End supply return loops foundation - N field Coordinates I - Beta	STRUCTURAL - 1	vendor	Approval	W
6007-PLN-AGE-57-52-7359	End supply return loops foundation - N field Coordinates II - Beta	STRUCTURAL - 1	vendor	Approval	W
6007-PLN-AGE-57-52-7360	End supply return loops foundation - N field Coordinates III - Beta	STRUCTURAL - 1	vendor	Approval	W
6007-PLN-AGE-57-52-7361	End supply return loops foundation - N field Coordinates IV - Beta	STRUCTURAL - 1	vendor	Approval	W
6007-PLN-AGE-57-52-7362	End supply return loops foundation - N field Coordinates V - Beta	STRUCTURAL - 1	vendor	Approval	W
6007-PLN-AGE-57-52-7363	End supply return loops foundation - N field Coordinates VI - Beta	STRUCTURAL - 1	vendor	Approval	W
6007-PLN-AGE-57-52-7372	End supply return loops foundation - W and FW field Foundations plan I - Beta	STRUCTURAL - 1	vendor	Approval	W
6007-PLN-AGE-57-52-7373	End supply return loops foundation - W and FW field Foundations plan II - Beta	STRUCTURAL - 1	vendor	Approval	W
6007-PLN-AGE-57-52-7374	End supply return loops foundation - W and FW field Foundations plan III - Beta	STRUCTURAL - 1	vendor	Approval	W
6007-PLN-AGE-57-52-7375	End supply return loops foundation - W and FW field Foundations plan IV - Beta	STRUCTURAL - 1	vendor	Approval	W
6007-PLN-AGE-57-52-7376	End supply return loops foundation - W and FW field Foundations plan V - Beta	STRUCTURAL - 1	vendor	Approval	W
6007-PLN-AGE-57-52-7377	End supply return loops foundation - W and FW field Foundations plan VI - Beta	STRUCTURAL - 1	vendor	Approval	W
6007-PLN-AGE-57-52-7378	End supply return loops foundation - W and FW field Coordinates I - Beta	STRUCTURAL - 1	vendor	Approval	W
6007-PLN-AGE-57-52-7379	End supply return loops foundation - W and FW field Coordinates II - Beta	STRUCTURAL - 1	vendor	Approval	W
6007-PLN-AGE-57-52-7380	End supply return loops foundation - W and FW field Coordinates III - Beta	STRUCTURAL - 1	vendor	Approval	W
6007-PLN-AGE-57-52-7381	End supply return loops foundation - W and FW field Coordinates IV - Beta	STRUCTURAL - 1	vendor	Approval	W
6007-PLN-AGE-57-52-7382	End supply return loops foundation - W and FW field Coordinates V - Beta	STRUCTURAL - 1	vendor	Approval	W
6007-PLN-AGE-57-52-7383	End supply return loops foundation - W and FW field Coordinates VI - Beta	STRUCTURAL - 1	vendor	Approval	W
6007-PLN-AGE-57-52-7383	End supply return loops foundation - W and FW field Coordinates VI - Beta	STRUCTURAL - 1	vendor	Approval	W
6007-PLN-AGE-21-52-2052	Alpha plant - Steam generators evaporators foundations - Foundation plan	STRUCTURAL - 1	vendor	Approval	W
6007-PLN-AGE-21-52-6052	Beta plant - Steam generators evaporators foundations - Foundation plan	STRUCTURAL - 1	vendor	Approval	W
6007-CAL-AGE-58-54-3400	Calculation Report for Rack 1 Alpha Plant	STRUCTURAL - 1	vendor	Approval	W
6007-CAL-AGE-58-54-3401	Calculation Report for Rack 1 Steel Frame Connection Design Alpha Plant	STRUCTURAL - 1	vendor	Approval	W
6007-CAL-AGE-58-54-7401	Calculation Report for Rack 1 Steel Frame Connection Design Beta Plant	STRUCTURAL - 1	vendor	Approval	W
6007-CAL-AGE-58-54-7400	Calculation Report for Rack 1 Beta Plant	STRUCTURAL - 1	vendor	Approval	W
6007-PLN-AGE-58-54-3400	HTF-1 Pipe Rack Steel Structure Alpha Plant - Cover Sheet	STRUCTURAL - 1	vendor	Approval	W
6007-PLN-AGE-58-54-3401	HTF-1 Pipe Rack Steel Structure Alpha Plant - General Notes	STRUCTURAL - 1	vendor	Approval	W
6007-PLN-AGE-58-54-3402	HTF-1 Pipe Rack Steel Structure Alpha Plant - Plan View I	STRUCTURAL - 1	vendor	Approval	W
6007-PLN-AGE-58-54-3403	HTF-1 Pipe Rack Steel Structure Alpha Plant - Plan View II	STRUCTURAL - 1	vendor	Approval	W
6007-PLN-AGE-58-54-3404	HTF-1 Pipe Rack Steel Structure Alpha Plant - Elevations I	STRUCTURAL - 1	vendor	Approval	W
6007-PLN-AGE-58-54-3405	HTF-1 Pipe Rack Steel Structure Alpha Plant - Elevations II	STRUCTURAL - 1	vendor	Approval	W
6007-PLN-AGE-58-54-3406	HTF-1 Pipe Rack Steel Structure Alpha Plant - Elevations III	STRUCTURAL - 1	vendor	Approval	W
6007-PLN-AGE-58-54-3407	HTF-1 Pipe Rack Steel Structure Alpha Plant - Elevations IV	STRUCTURAL - 1	vendor	Approval	W
6007-PLN-AGE-58-54-3408	HTF-1 Pipe Rack Steel Structure Alpha Plant - Details I	STRUCTURAL - 1	vendor	Approval	W
6007-PLN-AGE-58-54-3409	HTF-1 Pipe Rack Steel Structure Alpha Plant - Details II	STRUCTURAL - 1	vendor	Approval	W
6007-PLN-AGE-58-54-3410	HTF-1 Pipe Rack Steel Structure Alpha Plant - Details III	STRUCTURAL - 1	vendor	Approval	W
6007-PLN-AGE-58-54-3411	HTF-1 Pipe Rack Steel Structure Alpha Plant - Details IV	STRUCTURAL - 1	vendor	Approval	W
6007-PLN-AGE-58-54-3422	HTF-1 Pipe Rack Steel Structure Alpha Plant - Plan View I	STRUCTURAL - 1	vendor	Approval	W
6007-PLN-AGE-58-54-3423	HTF-1 Pipe Rack Steel Structure Alpha Plant - Plan View II	STRUCTURAL - 1	vendor	Approval	W
6007-PLN-AGE-58-54-3424	HTF-1 Pipe Rack Steel Structure Alpha Plant - Elevations I	STRUCTURAL - 1	vendor	Approval	W
6007-PLN-AGE-58-54-3425	HTF-1 Pipe Rack Steel Structure Alpha Plant - Elevations II	STRUCTURAL - 1	vendor	Approval	W
6007-PLN-AGE-58-54-3426	HTF-1 Pipe Rack Steel Structure Alpha Plant - Elevations III	STRUCTURAL - 1	vendor	Approval	W
6007-PLN-AGE-58-54-3427	HTF-1 Pipe Rack Steel Structure Alpha Plant - Elevations IV	STRUCTURAL - 1	vendor	Approval	W
6007-PLN-AGE-58-54-3428	HTF-1 Pipe Rack Steel Structure Alpha Plant - Connection details	STRUCTURAL - 1	vendor	Approval	W
6007-PLN-AGE-58-54-3429	HTF-1 Pipe Rack Steel Structure Alpha Plant - Connection details	STRUCTURAL - 1	vendor	Approval	W
6007-PLN-AGE-58-54-3430	HTF-1 Pipe Rack Steel Structure Alpha Plant - Connection details	STRUCTURAL - 1	vendor	Approval	W
6007-PLN-AGE-58-54-3431	HTF-1 Pipe Rack Steel Structure Alpha Plant - Connection details	STRUCTURAL - 1	vendor	Approval	W
6007-PLN-AGE-58-54-7422	HTF-1 Pipe Rack Steel Structure Beta Plant - Plan View I	STRUCTURAL - 1	vendor	Approval	W
6007-PLN-AGE-58-54-7423	HTF-1 Pipe Rack Steel Structure Beta Plant - Plan View II	STRUCTURAL - 1	vendor	Approval	W
6007-PLN-AGE-58-54-7424	HTF-1 Pipe Rack Steel Structure Beta Plant - Elevations I	STRUCTURAL - 1	vendor	Approval	W
6007-PLN-AGE-58-54-7425	HTF-1 Pipe Rack Steel Structure Beta Plant - Elevations II	STRUCTURAL - 1	vendor	Approval	W
6007-PLN-AGE-58-54-7426	HTF-1 Pipe Rack Steel Structure Beta Plant - Elevations III	STRUCTURAL - 1	vendor	Approval	W
6007-PLN-AGE-58-54-7427	HTF-1 Pipe Rack Steel Structure Beta Plant - Elevations IV	STRUCTURAL - 1	vendor	Approval	W
6007-PLN-AGE-58-54-7428	HTF-1 Pipe Rack Steel Structure Beta Plant - Connection details	STRUCTURAL - 1	vendor	Approval	W
6007-PLN-AGE-58-54-7429	HTF-1 Pipe Rack Steel Structure Beta Plant - Connection details	STRUCTURAL - 1	vendor	Approval	W
6007-PLN-AGE-58-54-7430	HTF-1 Pipe Rack Steel Structure Beta Plant - Connection details	STRUCTURAL - 1	vendor	Approval	W
6007-PLN-AGE-58-54-7431	HTF-1 Pipe Rack Steel Structure Beta Plant - Connection details	STRUCTURAL - 1	vendor	Approval	W
6007-PLN-AGE-58-54-7400	HTF-1 Pipe Rack Steel Structure Beta Plant - Cover Sheet	STRUCTURAL - 1	vendor	Approval	W
6007-PLN-AGE-58-54-7401	HTF-1 Pipe Rack Steel Structure Beta Plant - General Notes	STRUCTURAL - 1	vendor	Approval	W
6007-PLN-AGE-58-54-7402	HTF-1 Pipe Rack Steel Structure Beta Plant - Plan View I	STRUCTURAL - 1	vendor	Approval	W
6007-PLN-AGE-58-54-7403	HTF-1 Pipe Rack Steel Structure Beta Plant - Plan View II	STRUCTURAL - 1	vendor	Approval	W
6007-PLN-AGE-58-54-7404	HTF-1 Pipe Rack Steel Structure Beta Plant - Elevations I	STRUCTURAL - 1	vendor	Approval	W

ABENER TEYMA MOJAVE

Compliance No.:	GEN-2				
Job :	Mojave Solar Project				
Date: 02/06/14	Description: Structural Master Drawing List				
Sheet No.	Description	Applicable Condition of Certification	Vendor Supplied or EOR	Reason for Submittal	Revision
6007-PLN-AGE-58-54-7405	HTF-1 Pipe Rack Steel Structure Beta Plant - Elevations II	STRUCTURAL - 1	vendor	Approval	W
6007-PLN-AGE-58-54-7406	HTF-1 Pipe Rack Steel Structure Beta Plant - Elevations III	STRUCTURAL - 1	vendor	Approval	W
6007-PLN-AGE-58-54-7407	HTF-1 Pipe Rack Steel Structure Beta Plant - Elevations IV	STRUCTURAL - 1	vendor	Approval	W
6007-PLN-AGE-58-54-7408	HTF-1 Pipe Rack Steel Structure Beta Plant - Details I	STRUCTURAL - 1	vendor	Approval	W
6007-PLN-AGE-58-54-7409	HTF-1 Pipe Rack Steel Structure Beta Plant - Details II	STRUCTURAL - 1	vendor	Approval	W
6007-PLN-AGE-58-54-7410	HTF-1 Pipe Rack Steel Structure Beta Plant - Details III	STRUCTURAL - 1	vendor	Approval	W
6007-PLN-AGE-58-54-7411	HTF-1 Pipe Rack Steel Structure Beta Plant - Details IV	STRUCTURAL - 1	vendor	Approval	W
6007-CAL-AGE-58-54-3450	Calculation Report for Rack 2 Alpha Plant	STRUCTURAL - 1	vendor	Approval	W
6007-CAL-AGE-58-54-7450	Calculation Report for Rack 2 Beta Plant	STRUCTURAL - 1	vendor	Approval	W
6007-PLN-AGE-58-54-3450	HTF-2 Pipe Rack Steel Structure Alpha Plant - Cover Sheet	STRUCTURAL - 1	vendor	Approval	W
6007-PLN-AGE-58-54-3451	HTF-2 Pipe Rack Steel Structure Alpha Plant - General notes	STRUCTURAL - 1	vendor	Approval	W
6007-PLN-AGE-58-54-3452	HTF-2 Pipe Rack Steel Structure Alpha Plant - Plan View I	STRUCTURAL - 1	vendor	Approval	W
6007-PLN-AGE-58-54-3453	HTF-2 Pipe Rack Steel Structure Alpha Plant - Plan View II	STRUCTURAL - 1	vendor	Approval	W
6007-PLN-AGE-58-54-3454	HTF-2 Pipe Rack Steel Structure Alpha Plant - Plan View III	STRUCTURAL - 1	vendor	Approval	W
6007-PLN-AGE-58-54-3455	HTF-2 Pipe Rack Steel Structure Alpha Plant - Plan View IV	STRUCTURAL - 1	vendor	Approval	W
6007-PLN-AGE-58-54-3456	HTF-2 Pipe Rack Steel Structure Alpha Plant - Elevations I	STRUCTURAL - 1	vendor	Approval	W
6007-PLN-AGE-58-54-3457	HTF-2 Pipe Rack Steel Structure Alpha Plant - Elevations II	STRUCTURAL - 1	vendor	Approval	W
6007-PLN-AGE-58-54-3458	HTF-2 Pipe Rack Steel Structure Alpha Plant - Elevations III	STRUCTURAL - 1	vendor	Approval	W
6007-PLN-AGE-58-54-3459	HTF-2 Pipe Rack Steel Structure Alpha Plant - Elevations IV	STRUCTURAL - 1	vendor	Approval	W
6007-PLN-AGE-58-54-3460	HTF-2 Pipe Rack Steel Structure Alpha Plant - Details I	STRUCTURAL - 1	vendor	Approval	W
6007-PLN-AGE-58-54-3461	HTF-2 Pipe Rack Steel Structure Alpha Plant - Details II	STRUCTURAL - 1	vendor	Approval	W
6007-PLN-AGE-58-54-3462	HTF-2 Pipe Rack Steel Structure Alpha Plant - Details III	STRUCTURAL - 1	vendor	Approval	W
6007-PLN-AGE-58-54-3463	HTF-2 Pipe Rack Steel Structure Alpha Plant - Details IV	STRUCTURAL - 1	vendor	Approval	W
6007-PLN-AGE-58-54-3464	HTF-2 Pipe Rack Steel Structure Alpha Plant - Details V	STRUCTURAL - 1	vendor	Approval	W
6007-PLN-AGE-58-54-7450	HTF-2 Pipe Rack Steel Structure Beta Plant - Cover Sheet	STRUCTURAL - 1	vendor	Approval	W
6007-PLN-AGE-58-54-7451	HTF-2 Pipe Rack Steel Structure Beta Plant - General notes	STRUCTURAL - 1	vendor	Approval	W
6007-PLN-AGE-58-54-7452	HTF-2 Pipe Rack Steel Structure Beta Plant - Plan View I	STRUCTURAL - 1	vendor	Approval	W
6007-PLN-AGE-58-54-7453	HTF-2 Pipe Rack Steel Structure Beta Plant - Plan View II	STRUCTURAL - 1	vendor	Approval	W
6007-PLN-AGE-58-54-7454	HTF-2 Pipe Rack Steel Structure Beta Plant - Plan View III	STRUCTURAL - 1	vendor	Approval	W
6007-PLN-AGE-58-54-7455	HTF-2 Pipe Rack Steel Structure Beta Plant - Plan View IV	STRUCTURAL - 1	vendor	Approval	W
6007-PLN-AGE-58-54-7456	HTF-2 Pipe Rack Steel Structure Beta Plant - Elevations I	STRUCTURAL - 1	vendor	Approval	W
6007-PLN-AGE-58-54-7457	HTF-2 Pipe Rack Steel Structure Beta Plant - Elevations II	STRUCTURAL - 1	vendor	Approval	W
6007-PLN-AGE-58-54-7458	HTF-2 Pipe Rack Steel Structure Beta Plant - Elevations III	STRUCTURAL - 1	vendor	Approval	W
6007-PLN-AGE-58-54-7459	HTF-2 Pipe Rack Steel Structure Beta Plant - Elevations IV	STRUCTURAL - 1	vendor	Approval	W
6007-PLN-AGE-58-54-7460	HTF-2 Pipe Rack Steel Structure Beta Plant - Details I	STRUCTURAL - 1	vendor	Approval	W
6007-PLN-AGE-58-54-7461	HTF-2 Pipe Rack Steel Structure Beta Plant - Details II	STRUCTURAL - 1	vendor	Approval	W
6007-PLN-AGE-58-54-7462	HTF-2 Pipe Rack Steel Structure Beta Plant - Details III	STRUCTURAL - 1	vendor	Approval	W
6007-PLN-AGE-58-54-7463	HTF-2 Pipe Rack Steel Structure Beta Plant - Details IV	STRUCTURAL - 1	vendor	Approval	W
6007-PLN-AGE-58-54-7464	HTF-2 Pipe Rack Steel Structure Beta Plant - Details VII	STRUCTURAL - 1	vendor	Approval	W
6007-CAL-AGE-58-54-3451	Calculation Report for Rack 2 Alpha Plant	STRUCTURAL - 1	vendor	Approval	W
6007-CAL-AGE-58-54-7451	Calculation Report for Rack 2 Beta Plant	STRUCTURAL - 1	vendor	Approval	W
6007-PLN-AGE-58-54-3472	HTF-2 Pipe Rack Steel Structure Alpha Plant - Plan View I	STRUCTURAL - 1	vendor	Approval	W
6007-PLN-AGE-58-54-3473	HTF-2 Pipe Rack Steel Structure Alpha Plant - Plan View II	STRUCTURAL - 1	vendor	Approval	W
6007-PLN-AGE-58-54-3474	HTF-2 Pipe Rack Steel Structure Alpha Plant - Plan View III	STRUCTURAL - 1	vendor	Approval	W
6007-PLN-AGE-58-54-3475	HTF-2 Pipe Rack Steel Structure Alpha Plant - Plan View IV	STRUCTURAL - 1	vendor	Approval	W
6007-PLN-AGE-58-54-3476	HTF-2 Pipe Rack Steel Structure Alpha Plant - Elevations I	STRUCTURAL - 1	vendor	Approval	W
6007-PLN-AGE-58-54-3477	HTF-2 Pipe Rack Steel Structure Alpha Plant - Elevations II	STRUCTURAL - 1	vendor	Approval	W
6007-PLN-AGE-58-54-3478	HTF-2 Pipe Rack Steel Structure Alpha Plant - Elevations III	STRUCTURAL - 1	vendor	Approval	W
6007-PLN-AGE-58-54-3479	HTF-2 Pipe Rack Steel Structure Alpha Plant - Elevations IV	STRUCTURAL - 1	vendor	Approval	W
6007-PLN-AGE-58-54-3480	HTF-2 Pipe Rack Steel Structure Alpha Plant - Connections Details	STRUCTURAL - 1	vendor	Approval	W
6007-PLN-AGE-58-54-3481	HTF-2 Pipe Rack Steel Structure Alpha Plant - Connections Details	STRUCTURAL - 1	vendor	Approval	W
6007-PLN-AGE-58-54-3482	HTF-2 Pipe Rack Steel Structure Alpha Plant - Connections Details	STRUCTURAL - 1	vendor	Approval	W
6007-PLN-AGE-58-54-3483	HTF-2 Pipe Rack Steel Structure Alpha Plant - Connections Details	STRUCTURAL - 1	vendor	Approval	W
6007-PLN-AGE-58-54-7472	HTF-2 Pipe Rack Steel Structure Beta Plant - Plan View I	STRUCTURAL - 1	vendor	Approval	W
6007-PLN-AGE-58-54-7473	HTF-2 Pipe Rack Steel Structure Beta Plant - Plan View II	STRUCTURAL - 1	vendor	Approval	W
6007-PLN-AGE-58-54-7474	HTF-2 Pipe Rack Steel Structure Beta Plant - Plan View III	STRUCTURAL - 1	vendor	Approval	W
6007-PLN-AGE-58-54-7475	HTF-2 Pipe Rack Steel Structure Beta Plant - Plan View IV	STRUCTURAL - 1	vendor	Approval	W
6007-PLN-AGE-58-54-7476	HTF-2 Pipe Rack Steel Structure Beta Plant - Elevations I	STRUCTURAL - 1	vendor	Approval	W
6007-PLN-AGE-58-54-7477	HTF-2 Pipe Rack Steel Structure Beta Plant - Elevations II	STRUCTURAL - 1	vendor	Approval	W
6007-PLN-AGE-58-54-7478	HTF-2 Pipe Rack Steel Structure Beta Plant - Elevations III	STRUCTURAL - 1	vendor	Approval	W
6007-PLN-AGE-58-54-7479	HTF-2 Pipe Rack Steel Structure Beta Plant - Elevations IV	STRUCTURAL - 1	vendor	Approval	W
6007-PLN-AGE-58-54-7480	HTF-2 Pipe Rack Steel Structure Beta Plant - Connections Details	STRUCTURAL - 1	vendor	Approval	W
6007-PLN-AGE-58-54-7481	HTF-2 Pipe Rack Steel Structure Beta Plant - Connections Details	STRUCTURAL - 1	vendor	Approval	W
6007-PLN-AGE-58-54-7482	HTF-2 Pipe Rack Steel Structure Beta Plant - Connections Details	STRUCTURAL - 1	vendor	Approval	W
6007-PLN-AGE-58-54-7483	HTF-2 Pipe Rack Steel Structure Beta Plant - Connections Details	STRUCTURAL - 1	vendor	Approval	W
ELEC-1-5.03 AMMC	Mojave Solar Construction Plan	STRUCTURAL - 1	vendor	Approval	W
6007-CAL-CTS-58-52-1000	HTF Flash and Expansion Vessel Foundation and Anchor Bolt Design	STRUCTURAL - 1	vendor	Approval	W
6007-PLN-CTS-58-52-1000	HTF Flash and Expansion Vessel General Structural Notes / Structural Details	STRUCTURAL - 1	vendor	Approval	W
6007-PLN-CTS-58-52-1001	Foundation Plan	STRUCTURAL - 1	vendor	Approval	W
6007-CAL-ATD-23-52-C070	Mojave Alpha & Beta Substations Other Foundations Calculations	STRUCTURAL - 1	vendor	Approval	W
6007-PLN-ATD-23-33-E045	Steel details 230 kV Ground Grate - GG1	STRUCTURAL - 1	vendor	Approval	W
6007-PLN-ATD-23-55-C011	Mojave Alpha & Beta Substations Steel Details 230 kV Single Phase Low Bus Support	STRUCTURAL - 1	vendor	Approval	W
6007-PLN-ATD-23-55-C012	Mojave Alpha & Beta Substations Steel Details 230 kV Three Phase 230 kV Deadend - S7	STRUCTURAL - 1	vendor	Approval	W
6007-PLN-ATD-23-55-C013	Mojave Alpha & Beta Substations Steel Details Static Mast (S1)	STRUCTURAL - 1	vendor	Approval	W
6007-PLN-ATD-23-55-C014	Mojave Alpha & Beta Substations Steel Details 230 kV Single Phase S3 Stand - S3	STRUCTURAL - 1	vendor	Approval	W
6007-PLN-ATD-23-55-C015	Mojave Alpha & Beta Substations Steel Details 230 kV Switch Stand S4 - Sheet 1	STRUCTURAL - 1	vendor	Approval	W
6007-PLN-ATD-23-55-C016	Mojave Alpha & Beta Substations Steel Details 230 kV Switch Stand S4 - Sheet 2	STRUCTURAL - 1	vendor	Approval	W
6007-PLN-ATD-23-55-C018	Mojave Alpha & Beta Substations Steel Details 230 kV Single Phase CT Stand - S6	STRUCTURAL - 1	vendor	Approval	W
6007-PLN-ATD-23-55-C019	Mojave Alpha & Beta Substations Steel Details Control Building Stair Details & Footing - ST1	STRUCTURAL - 1	vendor	Approval	W
6007-PLN-ATD-23-57-C063	Mojave Alpha & Beta Substations Foundation Detail - APT Transformer (F2)	STRUCTURAL - 1	vendor	Approval	W
6007-PLN-ATD-23-57-C064	Mojave Alpha & Beta Substations Foundation Detail - Relay House & Minor Equipment (P2, P3, P4, P6 & P7)	STRUCTURAL - 1	vendor	Approval	W
6007-PLN-ATD-23-57-C065	Mojave Alpha & Beta Substations Foundation Detail - Shield Spike & Terminal Structure (P1 & P5)	STRUCTURAL - 1	vendor	Approval	W
6007-PLN-ATD-23-57-C071	Mojave Alpha & Beta Substations Foundation Layout Drawings	STRUCTURAL - 1	vendor	Approval	W
6007-PLN-ATD-23-57-C072	Mojave Alpha & Beta Substations Foundation Detail - Circuit Breaker (F4)	STRUCTURAL - 1	vendor	Approval	W
6007-PLN-ATD-23-57-C073	Mojave Alpha & Beta Substations Foundation Detail - Firewall APT1 (F6)	STRUCTURAL - 1	vendor	Approval	W
6007-PLN-ATD-23-57-C074	Mojave Alpha & Beta Substations Foundation Detail - Firewall MPT1 (F3)	STRUCTURAL - 1	vendor	Approval	W
6007-CAL-AGE-58-53-2400	Calculation report for North Underground crossing	STRUCTURAL - 1	vendor	Approval	W
6007-CAL-AGE-58-53-2450	Calculation report for South Underground crossing	STRUCTURAL - 1	vendor	Approval	W

ABENER TEYMA
MOJAVE

Compliance No.:	GEN-2				
Job :	Mojave Solar Project				
Date: 02/06/14	Description: Structural Master Drawing List				
Sheet No.	Description	Applicable Condition of Certification	Vendor Supplied or EOR	Reason for Submittal	Revision
6007-PLN-AGE-58-53-2400	Alpha plant HTF North underground crossing - Cover sheet	STRUCTURAL - 1	vendor	Approval	W
6007-PLN-AGE-58-53-2401	Alpha plant HTF North underground crossing - General notes	STRUCTURAL - 1	vendor	Approval	W
6007-PLN-AGE-58-53-2402	Alpha plant HTF North underground crossing - Geometrical definition	STRUCTURAL - 1	vendor	Approval	W
6007-PLN-AGE-58-53-2403	Alpha plant HTF North underground crossing - Reinforcement definition	STRUCTURAL - 1	vendor	Approval	W
6007-PLN-AGE-58-53-2404	Alpha plant HTF North underground crossing - Walls reinforcement definition	STRUCTURAL - 1	vendor	Approval	W
6007-PLN-AGE-58-53-2405	Alpha plant HTF North underground crossing - Mat foundation reinforcement	STRUCTURAL - 1	vendor	Approval	W
6007-PLN-AGE-58-53-2406	Alpha plant HTF North underground crossing - Slabs definition I	STRUCTURAL - 1	vendor	Approval	W
6007-PLN-AGE-58-53-2407	Alpha plant HTF North underground crossing - Slabs definition II	STRUCTURAL - 1	vendor	Approval	W
6007-PLN-AGE-58-53-2408	Alpha plant HTF North underground crossing - Plan, sections and details of sleeper	STRUCTURAL - 1	vendor	Approval	W
6007-PLN-AGE-58-53-2409	Alpha plant HTF North underground crossing - Gatehouse foundations	STRUCTURAL - 1	vendor	Approval	W
6007-PLN-AGE-58-53-2410	Alpha plant HTF North underground crossing - Details	STRUCTURAL - 1	vendor	Approval	W
6007-PLN-AGE-58-53-2450	Alpha plant HTF South underground crossing - Cover sheet	STRUCTURAL - 1	vendor	Approval	W
6007-PLN-AGE-58-53-2451	Alpha plant HTF South underground crossing - General notes	STRUCTURAL - 1	vendor	Approval	W
6007-PLN-AGE-58-53-2452	Alpha plant HTF South underground crossing - Geometrical definition	STRUCTURAL - 1	vendor	Approval	W
6007-PLN-AGE-58-53-2453	Alpha plant HTF South underground crossing - Reinforcement definition	STRUCTURAL - 1	vendor	Approval	W
6007-PLN-AGE-58-53-2454	Alpha plant HTF South underground crossing - Walls reinforcement definition	STRUCTURAL - 1	vendor	Approval	W
6007-PLN-AGE-58-53-2455	Alpha plant HTF South underground crossing - Mat foundation reinforcement	STRUCTURAL - 1	vendor	Approval	W
6007-PLN-AGE-58-53-2456	Alpha plant HTF South underground crossing - Slabs definition I	STRUCTURAL - 1	vendor	Approval	W
6007-PLN-AGE-58-53-2457	Alpha plant HTF South underground crossing - Slabs definition II	STRUCTURAL - 1	vendor	Approval	W
6007-PLN-AGE-58-53-2458	Alpha plant HTF South underground crossing - Plan, sections and details of sleeper	STRUCTURAL - 1	vendor	Approval	W
6007-PLN-AGE-58-53-2459	Alpha plant HTF South underground crossing - Gatehouse foundations	STRUCTURAL - 1	vendor	Approval	W
6007-PLN-AGE-58-53-2460	Alpha plant HTF South underground crossing - Details	STRUCTURAL - 1	vendor	Approval	W
6007-CAL-58-52-3400	Alpha plant - Calculation report for Rack 1 foundation	STRUCTURAL - 1	vendor	Approval	W
6007-PLN-58-52-3400	Alpha plant HTF-1 Pipe Rack foundation - Cover sheet	STRUCTURAL - 1	vendor	Approval	W
6007-PLN-58-52-3401	Alpha plant HTF-1 Pipe Rack foundation - General notes	STRUCTURAL - 1	vendor	Approval	W
6007-PLN-58-52-3402	Alpha plant HTF-1 Pipe Rack foundation - Support foundations plan	STRUCTURAL - 1	vendor	Approval	W
6007-PLN-58-52-3403	Alpha plant HTF-1 Pipe Rack foundation - Data table	STRUCTURAL - 1	vendor	Approval	W
6007-PLN-58-52-3404	Alpha plant HTF-1 Pipe Rack foundation - Sections and details I	STRUCTURAL - 1	vendor	Approval	W
6007-PLN-58-52-3405	Alpha plant HTF-1 Pipe Rack foundation - Sections and details II	STRUCTURAL - 1	vendor	Approval	W
6007-PLN-58-52-3406	Alpha plant HTF-1 Pipe Rack foundation - Sections and details III	STRUCTURAL - 1	vendor	Approval	W
6007-PLN-58-52-3407	Alpha plant HTF-1 Pipe Rack foundation - Sections and details IV	STRUCTURAL - 1	vendor	Approval	W
6007-CAL-AGE-58-54-3401	Alpha Plant Calculation Report for Rack 1 Connection Design	STRUCTURAL - 1	vendor	Approval	W
6007-CAL-AGE-58-54-7401	Beta Plant Calculation Report for Rack 1 Connection Design	STRUCTURAL - 1	vendor	Approval	W
6007-PLN-AGE-58-54-3401	Alpha Plant HTF-1 Pipe Rack Steel Structure - General notes	STRUCTURAL - 1	vendor	Approval	W
6007-PLN-AGE-58-54-7401	Beta Plant HTF-1 Pipe Rack Steel Structure - General notes	STRUCTURAL - 1	vendor	Approval	W
6007-PLN-AGE-57-52-2200	Alpha Plant NE solar field. HTF Pipe Support Foundations - General Notes	STRUCTURAL - 1	vendor	Approval	W
6007-PLN-AGE-57-52-2201	Alpha Plant NE solar field. HTF Pipe Support Foundations - Cover Sheet	STRUCTURAL - 1	vendor	Approval	W
6007-PLN-AGE-57-52-2202	Alpha Plant NE solar field. HTF Pipe Support Foundations - Foundations plan	STRUCTURAL - 1	vendor	Approval	W
6007-PLN-AGE-57-52-2203	Alpha Plant NE solar field. HTF Pipe Support Foundations - Coordinates I	STRUCTURAL - 1	vendor	Approval	W
6007-PLN-AGE-57-52-2204	Alpha Plant NE solar field. HTF Pipe Support Foundations - Coordinates II	STRUCTURAL - 1	vendor	Approval	W
6007-PLN-AGE-57-52-2205	Alpha Plant NE solar field. HTF Pipe Support Foundations - Coordinates III	STRUCTURAL - 1	vendor	Approval	W
6007-PLN-AGE-57-52-2206	Alpha Plant NE solar field. HTF Pipe Support Foundations - Coordinates IV	STRUCTURAL - 1	vendor	Approval	W
6007-PLN-AGE-57-52-2207	Alpha Plant NE solar field. HTF Pipe Support Foundations - Section and details I	STRUCTURAL - 1	vendor	Approval	W
6007-PLN-AGE-57-52-2208	Alpha Plant NE solar field. HTF Pipe Support Foundations - Section and details II	STRUCTURAL - 1	vendor	Approval	W
6007-PLN-AGE-57-52-2240	Alpha Plant NW solar field. HTF Pipe Support Foundations - General Notes	STRUCTURAL - 1	vendor	Approval	W
6007-PLN-AGE-57-52-2241	Alpha Plant NW solar field. HTF Pipe Support Foundations - Cover Sheet	STRUCTURAL - 1	vendor	Approval	W
6007-PLN-AGE-57-52-2244	Alpha Plant NW solar field. HTF Pipe Support Foundations - Foundations plan III	STRUCTURAL - 1	vendor	Approval	W
6007-PLN-AGE-57-52-2254	Alpha Plant NW solar field. HTF Pipe Support Foundations - Coordinates X	STRUCTURAL - 1	vendor	Approval	W
6007-PLN-AGE-57-52-2255	Alpha Plant NW solar field. HTF Pipe Support Foundations - Section and details I	STRUCTURAL - 1	vendor	Approval	W
6007-PLN-AGE-57-52-2256	Alpha Plant NW solar field. HTF Pipe Support Foundations - Section and details II	STRUCTURAL - 1	vendor	Approval	W
6007-PLN-AGE-57-52-6201	Beta Plant S solar field. HTF Pipe Support Foundations - General Notes	STRUCTURAL - 1	vendor	Approval	W
6007-PLN-AGE-57-52-6202	Beta Plant S solar field. HTF Pipe Support Foundations - Foundations Plan I	STRUCTURAL - 1	vendor	Approval	W
6007-PLN-AGE-57-52-6207	Beta Plant S solar field. HTF Pipe Support Foundations - Coordinates IV	STRUCTURAL - 1	vendor	Approval	W
6007-PLN-AGE-57-52-6261	Beta Plant N solar field. HTF Pipe Support Foundations - General Notes	STRUCTURAL - 1	vendor	Approval	W
6007-PLN-AGE-57-52-6262	Beta Plant N solar field. HTF Pipe Support Foundations - Foundations Plan I	STRUCTURAL - 1	vendor	Approval	W
6007-PLN-AGE-57-52-6267	Beta Plant N solar field. HTF Pipe Support Foundations - Coordinates IV	STRUCTURAL - 1	vendor	Approval	W
6007-PLN-AGE-57-52-6273	Beta Plant N solar field. HTF Pipe Support Foundations - Section and details I	STRUCTURAL - 1	vendor	Approval	W
6007-PLN-AGE-57-52-6274	Beta Plant N solar field. HTF Pipe Support Foundations - Section and details II	STRUCTURAL - 1	vendor	Approval	W
6007-CAL-CTS-58-52-1000	HTF Flash and Expansion Vessel Foundation and Anchor Bolt Design	STRUCTURAL - 1	vendor	Approval	W
6007-CAL-CTS-58-52-1001	HTF Vessel Foundation Design	STRUCTURAL - 1	vendor	Approval	W
6007-PLN-CTS-58-52-1000	HTF Flash and Expansion Vessel General Structural Notes / Structural Details	STRUCTURAL - 1	vendor	Approval	W
6007-PLN-CTS-58-52-1001	Foundation Plan	STRUCTURAL - 1	vendor	Approval	W
6007-CAL-AGE-58-52-7400	Calculation report for Rack 1 foundations Beat Plant	STRUCTURAL - 1	vendor	Approval	W
6007-PLN-AGE-58-52-7400	Mojave Generating Station. Beta plant HTF-1 piperack foundation Cover sheet	STRUCTURAL - 1	vendor	Approval	W
6007-PLN-AGE-58-52-7401	Mojave Generating Station. Beta plant HTF-1 piperack foundation General notes	STRUCTURAL - 1	vendor	Approval	W
6007-PLN-AGE-58-52-7402	Mojave Generating Station. Beta plant HTF-1 piperack foundation Support foundations plan	STRUCTURAL - 1	vendor	Approval	W
6007-PLN-AGE-58-52-7403	Mojave Generating Station. Beta plant HTF-1 piperack foundation Data table	STRUCTURAL - 1	vendor	Approval	W
6007-PLN-AGE-58-52-7404	Mojave Generating Station. Beta plant HTF-1 piperack foundation Sections and details I	STRUCTURAL - 1	vendor	Approval	W
6007-PLN-AGE-58-52-7405	Mojave Generating Station. Beta plant HTF-1 piperack foundation Sections and details II	STRUCTURAL - 1	vendor	Approval	W
6007-PLN-AGE-58-52-7406	Mojave Generating Station. Beta plant HTF-1 piperack foundation Sections and details III	STRUCTURAL - 1	vendor	Approval	W
6007-PLN-AGE-25-54-8500	STG Auxiliar Equipment Structure Connections Cover Sheet	STRUCTURAL - 1	vendor	Approval	W
6007-PLN-AGE-25-54-8501	STG Auxiliar Equipment Structure Connections General Notes	STRUCTURAL - 1	vendor	Approval	W
6007-PLN-AGE-25-54-8502	STG Auxiliar Equipment Structure Connections Elevations I	STRUCTURAL - 1	vendor	Approval	W
6007-PLN-AGE-25-54-8503	STG Auxiliar Equipment Structure Connections Elevations II	STRUCTURAL - 1	vendor	Approval	W
6007-PLN-AGE-25-54-8504	STG Auxiliar Equipment Structure Connections Elevations III	STRUCTURAL - 1	vendor	Approval	W
6007-PLN-AGE-25-54-8505	STG Auxiliar Equipment Structure Connections BCP&BT Connections	STRUCTURAL - 1	vendor	Approval	W
6007-PLN-AGE-25-54-8506	STG Auxiliar Equipment Structure Connections CH&CR Connections	STRUCTURAL - 1	vendor	Approval	W
6007-PLN-AGE-25-54-8507	STG Auxiliar Equipment Structure Connections BCP Connections	STRUCTURAL - 1	vendor	Approval	W
6007-PLN-AGE-25-54-8508	STG Auxiliar Equipment Structure Connections Plan @EL 2081.93' & @EL 2086.50'	STRUCTURAL - 1	vendor	Approval	W
6007-PLN-AGE-25-54-8509	STG Auxiliar Equipment Structure Connections Plan @EL 2094.50' & @EL2099'	STRUCTURAL - 1	vendor	Approval	W
6007-PLN-AGE-25-54-8510	STG Auxiliar Equipment StructureConnections Plan @EL 2106.25'	STRUCTURAL - 1	vendor	Approval	W
6007-PLN-AGE-25-54-8511	STG Auxiliar Equipment Structure Connections Plan @EL 2122'	STRUCTURAL - 1	vendor	Approval	W
6007-PLN-AGE-25-54-8512	STG Auxiliar Equipment Structure Connections Plan @EL 2131.84' & 2158.17	STRUCTURAL - 1	vendor	Approval	W
6007-PLN-AGE-25-54-8513	STG Auxiliar Equipment Structure Connections GP Connection	STRUCTURAL - 1	vendor	Approval	W
6007-PLN-AGE-25-54-8514	STG Auxiliar Equipment Structure Connections GF& GE Connections	STRUCTURAL - 1	vendor	Approval	W
6007-PLN-AGE-25-54-8515	STG Auxiliar Equipment Structure Connections BCF Connections	STRUCTURAL - 1	vendor	Approval	W
6007-PLN-AGE-25-54-8516	STG Auxiliar Equipment Structure Connections Column Splices I	STRUCTURAL - 1	vendor	Approval	W
6007-PLN-AGE-25-54-8517	STG Auxiliar Equipment Structure Connections Column Splices II	STRUCTURAL - 1	vendor	Approval	W

ABENER TEYMA
MOJAVE

Compliance No.:	GEN-2				
Job :	Mojave Solar Project				
Date: 02/06/14	Description: Structural Master Drawing List				
Sheet No.	Description	Applicable Condition of Certification	Vendor Supplied or EOR	Reason for Submittal	Revision
6007-PLN-AGE-25-54-8518	STG Auxiliar Equipment Structure Connections Column Splices III	STRUCTURAL - 1	vendor	Approval	W
6007-CAL-AGE-25-51-8004	Calculation report	STRUCTURAL - 1	vendor	Approval	W
6007-PLN-AGE-00-50-C001	Anchor Rod Assemblies and Details	STRUCTURAL - 1	vendor	Approval	W
6007-PLN-AGE-00-50-S001	General Civil and Structural Notes	STRUCTURAL - 1	vendor	Approval	W
6007-PLN-AGE-00-50-S002	Typical Ladder, Safety Cage, and Safety Gate Details	STRUCTURAL - 1	vendor	Approval	W
6007-PLN-AGE-00-50-S003	Typical Pipe Handrail, Stairway, and Grating Details	STRUCTURAL - 1	vendor	Approval	W
6007-PLN-AGE-00-50-S004	Standard Base Plate Details and Standard Shear Key Details	STRUCTURAL - 1	vendor	Approval	W
6007-CAL-A GE-25-51-4000	Calculation Report for ST G Auxiliary equip. struc. Alpha	STRUCTURAL - 1	vendor	Approval	W
6007-CAL-A GE-25-51-8000	Calculation Report for ST G Auxiliary equip. struc. Beta	STRUCTURAL - 1	vendor	Approval	W
6007-PLN-A GE-25-54-4000	STG Auxiluary Equipment Struc. Alpha Coveer Sheet	STRUCTURAL - 1	vendor	Approval	W
6007-PLN-A GE-25-54-4020	STG Auxiluary Equipment Struc. Alpha General Notes	STRUCTURAL - 1	vendor	Approval	W
6007-PLN-A GE-25-54-4040	ST G Auxiliary equip. struc. Alpha Plan@EL2072'- 51/8'' &@EL2077'	STRUCTURAL - 1	vendor	Approval	W
6007-PLN-A GE-25-54-4041	ST G Auxiliary equip. struc. Alpha Plan@EL2086'- 6&@EL2091'	STRUCTURAL - 1	vendor	Approval	W
6007-PLN-A GE-25-54-4042	STG Auiliary Equipment Struc Alpha plan @EL2098'-3''	STRUCTURAL - 1	vendor	Approval	W
6007-PLN-A GE-25-54-4043	ST G Auxiliary equip. struc. Alpha Plan @EL 2114'	STRUCTURAL - 1	vendor	Approval	W
6007-PLN-A GE-25-54-4044	STG Auxiliary equip. struc. Alpha Plan@EL 2123'-10 3/32 & 2150'2 3/32	STRUCTURAL - 1	vendor	Approval	W
6007-PLN-A GE-25-54-4045	ST G Auxiliary equip. struc. Alpha Plan Elevation SH. 1	STRUCTURAL - 1	vendor	Approval	W
6007-PLN-A GE-25-54-4046	ST G Auxiliary equip. struc. Alpha Plan Elevation SH. 2	STRUCTURAL - 1	vendor	Approval	W
6007-PLN-A GE-25-54-4047	ST G Auxiliary equip. struc. Alpha Plan Elevation SH. 3	STRUCTURAL - 1	vendor	Approval	W
6007-PLN-A GE-25-54-4048	ST G Auxiliary equip. struc. Alpha Column Schedule & M isc Details	STRUCTURAL - 1	vendor	Approval	W
6007-PLN-A GE-25-54-4049	ST G Auxiliary equip. struc. Alpha Plan Anchor Plan Details	STRUCTURAL - 1	vendor	Approval	W
6007-PLN-A GE-25-54-4050	ST G Auxiliary equip. struc. Alpha Stair Schematics	STRUCTURAL - 1	vendor	Approval	W
6007-PLN-A GE-25-54-4051	ST G Auxiliary equip. struc. Alpha Column Schedule	STRUCTURAL - 1	vendor	Approval	W
6007-PLN-A GE-25-54-8000	ST G Auxiliary equip. struc. Beta	STRUCTURAL - 1	vendor	Approval	W
6007-PLN-A GE-25-54-8020	ST G Auxiliary equip. struc. Beta General Notes	STRUCTURAL - 1	vendor	Approval	W
6007-PLN-A GE-25-54-8040	ST G Auxiliary equip. struc. Beta Plan@EL2072'-51/8'' &@EL2077'	STRUCTURAL - 1	vendor	Approval	W
6007-PLN-A GE-25-54-8041	ST G Auxiliary equip. struc. Beta Plan@EL2086'- 6&@EL2091'	STRUCTURAL - 1	vendor	Approval	W
6007-PLN-A GE-25-54-8042	ST G Auxiliary equip. struc. Beta Plan @El 2098'-3''	STRUCTURAL - 1	vendor	Approval	W
6007-PLN-A GE-25-54-8043	ST G Auxiliary equip. struc. Beta Plan @EL 2114'	STRUCTURAL - 1	vendor	Approval	W
6007-PLN-A GE-25-54-8044	ST G Auxiliary equip. struc. Beta Plan@EL 2123'-103/32 & 2150'2 3/32	STRUCTURAL - 1	vendor	Approval	W
6007-PLN-A GE-25-54-8045	ST G Auxiliary equip. struc. Beta Elevations Sh 1	STRUCTURAL - 1	vendor	Approval	W
6007-PLN-A GE-25-54-8046	ST G Auxiliary equip. struc. Beta Elevations Sh 2	STRUCTURAL - 1	vendor	Approval	W
6007-PLN-A GE-25-54-8047	ST G Auxiliary equip. struc. Beta Elevations Sh 3	STRUCTURAL - 1	vendor	Approval	W
6007-PLN-A GE-25-54-8048	ST G Auxiliary equip. struc. Beta Column Schedule & M isc Details	STRUCTURAL - 1	vendor	Approval	W
6007-PLN-A GE-25-54-8049	ST G Auxiliary equip. struc. Beta Anchor Plates Detail	STRUCTURAL - 1	vendor	Approval	W
6007-PLN-A GE-25-54-8050	ST G Auxiliary equip. struc. Beta Stair Schematics	STRUCTURAL - 1	vendor	Approval	W
6007-PLN-A GE-25-54-8051	ST G Auxiliary equip. struc. Beta Column Schedule	STRUCTURAL - 1	vendor	Approval	W
6007-PLN-A GE-25-54-4500	STG Auiliar Equip,emt cpmmectopms cpver sjeet	STRUCTURAL - 1	vendor	Approval	W
6007-PLN-A GE-25-54-4501	SI G Auxiliar Equipment Structure Connections General Notes	STRUCTURAL - 1	vendor	Approval	W
6007-PLN-A GE-25-54-4502	SI G Auxiliar Equipment Structure Connections Elevations /	STRUCTURAL - 1	vendor	Approval	W
6007-PLN-A GE-25-54-4503	SI G Auxiliar Equipment Structure Connections Elevations //	STRUCTURAL - 1	vendor	Approval	W
6007-PLN-A GE-25-54-4504	STG Auxiliar Equipment Structure Connections Elevations ///	STRUCTURAL - 1	vendor	Approval	W
6007-PLN-A GE-25-54-4505	STG Auiliar Equip,emt cpmmectopms cpver sjeet	STRUCTURAL - 1	vendor	Approval	W
6007-PLN-A GE-25-54-4506	SI G Auxiliar Equipment Structure Connections General Notes	STRUCTURAL - 1	vendor	Approval	W
6007-PLN-A GE-25-54-4507	SI G Auxiliar EQUIPMENT Structure Connections BCP Connections	STRUCTURAL - 1	vendor	Approval	W
6007-PLN-A GE-25-54-4508	SI G Auxiliar Equipment Structure Connections Plan@EL 2073.93'&@EL2078.50	STRUCTURAL - 1	vendor	Approval	W
6007-PLN-A GE-25-54-4509	SI G Auxiliar Equipment Structure Connections Plan@EL 2086.50'&@EL2091	STRUCTURAL - 1	vendor	Approval	W
6007-PLN-A GE-25-54-4510	SI G Auxiliar Equipment Structure Connections Plan@EL 2098.25	STRUCTURAL - 1	vendor	Approval	W
6007-PLN-A GE-25-54-4511	SI G Auxiliar Equipment Structure Connections Plan@EL 2114'	STRUCTURAL - 1	vendor	Approval	W
6007-PLN-A GE-25-54-4512	SI G Auxiliar Equipment Structure Connections Plan@EL 2123.84 & 2150,17'	STRUCTURAL - 1	vendor	Approval	W
6007-PLN-A GE-25-54-4513	SI G Auxiliar Equipment Structure Connections GP Connections	STRUCTURAL - 1	vendor	Approval	W
6007-PLN-A GE-25-54-4514	SI G Auxiliar Equipment Structure Connections GF& GE Connections	STRUCTURAL - 1	vendor	Approval	W
6007-PLN-A GE-25-54-4515	SI G Auxiliar Equipment Structure Connections BCF Connections	STRUCTURAL - 1	vendor	Approval	W
6007-PLN-A GE-25-54-4516	SI G Auxiliar Equipment Structure Connections Colum Splices I	STRUCTURAL - 1	vendor	Approval	W
6007-PLN-A GE-25-54-4517	SI G Auxiliar Equipment Structure Connections Colum Splices II	STRUCTURAL - 1	vendor	Approval	W
6007-PLN-A GE-25-54-4518	SI G Auxiliar Equipment Structure Connections Colum Splices III	STRUCTURAL - 1	vendor	Approval	W
6007-CAL-A GE-25-51-4004	Calculation report	STRUCTURAL - 1	vendor	Approval	W
6007-CAL-AGE-58-52-3450	Calculation report for Rack 2 Foundation	STRUCTURAL - 1	vendor	Approval	W
6007-PLN-AGE-58-52-3450	HTF -2 Piperack Foundation cover sheet	STRUCTURAL - 1	vendor	Approval	W
6007-PLN-AGE-58-52-3451	HTF -2 Piperack Foundation general notes	STRUCTURAL - 1	vendor	Approval	W
6007-PLN-AGE-58-52-3452	HTF -2 Piperack Foundation Plan view	STRUCTURAL - 1	vendor	Approval	W
6007-PLN-AGE-58-52-3453	HTF -2 Piperack Foundation sections and details	STRUCTURAL - 1	vendor	Approval	W
6007-PLN-AGE-58-52-3454	HTF -2 Piperack Foundation table data and details	STRUCTURAL - 1	vendor	Approval	W
6007-PLN-AGE-58-52-3455	HTF -2 Piperack Foundation Section & Details 1	STRUCTURAL - 1	vendor	Approval	W
6007-PLN-AGE-58-52-3456	HTF -2 Piperack Foundation Section & Details 2	STRUCTURAL - 1	vendor	Approval	W
6007-PLN-AGE-58-52-3457	HTF -2 Piperack Foundation Section & Details 3	STRUCTURAL - 1	vendor	Approval	W
6007-PLN-AGE-58-52-3458	HTF -2 Piperack Foundation Section & Details 4	STRUCTURAL - 1	vendor	Approval	W
6007-PLN-AGE-58-52-3459	HTF -2 Piperack Foundation Section & Details 5	STRUCTURAL - 1	vendor	Approval	W
6007-PLN-AGE-58-52-3460	HTF -2 Piperack Foundation Section & Details 6	STRUCTURAL - 1	vendor	Approval	W
6007-CAL-AGE-58-52-7450	Calculation report for Rack 2 foundation	STRUCTURAL - 1	vendor	Approval	W
6007-PLN-AGE-58-52-7450	HTF -2 Piperack Foundation cover sheet	STRUCTURAL - 1	vendor	Approval	W
6007-PLN-AGE-58-52-7451	HTF -2 Piperack Foundation general notes	STRUCTURAL - 1	vendor	Approval	W
6007-PLN-AGE-58-52-7452	HTF -2 Piperack Foundation Plan view	STRUCTURAL - 1	vendor	Approval	W
6007-PLN-AGE-58-52-7453	HTF -2 Piperack Foundation sections and details	STRUCTURAL - 1	vendor	Approval	W
6007-PLN-AGE-58-52-7454	HTF -2 Piperack Foundation table data and details	STRUCTURAL - 1	vendor	Approval	W
6007-PLN-AGE-58-52-7455	HTF -2 Piperack Foundation section and details 1	STRUCTURAL - 1	vendor	Approval	W
6007-PLN-AGE-58-52-7456	HTF -2 Piperack Foundation section and details 2	STRUCTURAL - 1	vendor	Approval	W
6007-PLN-AGE-58-52-7457	HTF -2 Piperack Foundation section and details 3	STRUCTURAL - 1	vendor	Approval	W
6007-PLN-AGE-58-52-7458	HTF -2 Piperack Foundation sections and details 4	STRUCTURAL - 1	vendor	Approval	W
6007-PLN-AGE-58-52-7459	HTF -2 Piperack Foundation section and details 5	STRUCTURAL - 1	vendor	Approval	W
6007-PLN-AGE-58-52-7460	HTF -2 Piperack Foundation section and details 6	STRUCTURAL - 1	vendor	Approval	W
6007-PLN-AGE-57-52-7321	Closed end & Supply double loops foundations. South field. Coordinates IV	STRUCTURAL - 1	vendor	Approval	W
6007-CAL-AGE-58-53-2450	Calculation Report for South Underground crossing Alpha Plant	STRUCTURAL - 1	vendor	Approval	W
6007-PLN-AGE-58-53-2450	HTF South Underground Crossing Cover Sheet	STRUCTURAL - 1	vendor	Approval	W
6007-PLN-AGE-58-53-2451	HTF South Underground Crossing General Notes	STRUCTURAL - 1	vendor	Approval	W
6007-PLN-AGE-58-53-2452	HTF South Underground Crossing Geometrical definition	STRUCTURAL - 1	vendor	Approval	W
6007-PLN-AGE-58-53-2453	HTF South Underground Crossing Reinforcement definition	STRUCTURAL - 1	vendor	Approval	W
6007-PLN-AGE-58-53-2454	HTF South Underground Crossing Walls Reinforcement definition	STRUCTURAL - 1	vendor	Approval	W

ABENER TEYMA
MOJAVE

Compliance No.:	GEN-2				
Job :	Mojave Solar Project				
Date: 02/06/14	Description: Structural Master Drawing List				
Sheet No.	Description	Applicable Condition of Certification	Vendor Supplied or EOR	Reason for Submittal	Revision
6007-PLN-AGE-58-53-2455	HTF South Underground Crossing Mat Foundation Reinforcement	STRUCTURAL - 1	vendor	Approval	W
6007-PLN-AGE-58-53-2456	HTF South Underground Crossing Slabs definition /	STRUCTURAL - 1	vendor	Approval	W
6007-PLN-AGE-58-53-2457	HTF South Underground Crossing Slabs definition //	STRUCTURAL - 1	vendor	Approval	W
6007-PLN-AGE-58-53-2458	HTF South Underground Crossing Plan sections & Details for Sleepers	STRUCTURAL - 1	vendor	Approval	W
6007-PLN-AGE-58-53-2459	HTF South Underground Crossing Gatehause Foundations	STRUCTURAL - 1	vendor	Approval	W
6007-PLN-AGE-58-53-2460	HTF South Underground Crossing details	STRUCTURAL - 1	vendor	Approval	W
6007-PLN-A GE-58-53-2400	HTF North Underground Crossing Cover Sheet	STRUCTURAL - 1	vendor	Approval	W
6007-PLN-A GE-58-53-2401	HTF North Underground Crossing General Notes	STRUCTURAL - 1	vendor	Approval	W
6007-PLN-A GE-58-53-2402	HTF North Underground Crossing Geometrical definition	STRUCTURAL - 1	vendor	Approval	W
6007-PLN-A GE-58-53-2403	HTF North Underground Crossing Reinforcement definition	STRUCTURAL - 1	vendor	Approval	W
6007-PLN-A GE-58-53-2404	HTF North Underground Crossing Walls Reinforcement definition	STRUCTURAL - 1	vendor	Approval	W
6007-PLN-A GE-58-53-2405	HTF North Underground Crossing Mat Foundation Reinforcement	STRUCTURAL - 1	vendor	Approval	W
6007-PLN-A GE-58-53-2406	HTF North Underground Crossing Slabs definition /	STRUCTURAL - 1	vendor	Approval	W
6007-PLN-A GE-58-53-2407	HTF North Underground Crossing Slabs definition //	STRUCTURAL - 1	vendor	Approval	W
6007-PLN-A GE-58-53-2408	HTF North Underground Crossing Plan sections & Details for Sleepers	STRUCTURAL - 1	vendor	Approval	W
6007-PLN-A GE-58-53-2409	HTF North Underground Crossing Gatehause Foundations	STRUCTURAL - 1	vendor	Approval	W
6007-PLN-A GE-58-53-2410	HTF North Underground Crossing details	STRUCTURAL - 1	vendor	Approval	W
6007-CAL-A GE-58-53-2400	Calculation Report for North Underground crossing Alpha Plant	STRUCTURAL - 1	vendor	Approval	W
6007-PLN-58-52-3402	Alpha plant HTF-1 Pipe Rack foundation - Support foundations plan	STRUCTURAL - 1	vendor	Approval	W
6007-PLN-58-52-3403	Alpha plant HTF-1 Pipe Rack foundation - Data table	STRUCTURAL - 1	vendor	Approval	W
6007-PLN-58-52-3404	Alpha plant HTF-1 Pipe Rack foundation - Sections and details I	STRUCTURAL - 1	vendor	Approval	W
6007-PLN-58-52-3405	Alpha plant HTF-1 Pipe Rack foundation - Sections and details II	STRUCTURAL - 1	vendor	Approval	W
6007-PLN-58-52-3406	Alpha plant HTF-1 Pipe Rack foundation - Sections and details III	STRUCTURAL - 1	vendor	Approval	W
6007-PLN-58-52-3407	Alpha plant HTF-1 Pipe Rack foundation - Sections and details IV	STRUCTURAL - 1	vendor	Approval	W
6007-INF-ATD-23-50-C001	Geotechnical Report for Mojave Substation and Transmission Line by FMG Engineering	STRUCTURAL - 1	vendor	Approval	W
6007-INF-ATD-23-50-C002	Special Inspections, Structural Testing, and Structural Observations	STRUCTURAL - 1	vendor	Approval	W
6007-PLN-ATD-23-54-C011	Mojave Alpha & Beta Substations Structure Layout Plan	STRUCTURAL - 1	vendor	Approval	W
6007-PLN-ATD-23-55-C019	Mojave 230 kV, Alpha & Beta Substations Steel Details Control Building Stair Details & Footing - ST1	STRUCTURAL - 1	vendor	Approval	W
6007-PLN-ATD-23-57-C063	Mojave 230 kV, Alpha & Beta Substations Foundation Detail - APT Transformer (F2)	STRUCTURAL - 1	vendor	Approval	W
6007-PLN-ATD-23-57-C071	Mojave Alpha and Beta Substations Foundation Layout Drawing	STRUCTURAL - 1	vendor	Approval	W
6007-PLN-ATD-23-57-C091	Mojave Alpha & Beta Substations Site Preparation & Fencing Drawing	STRUCTURAL - 1	vendor	Approval	W
6007-CAL-AGE-58-52-2460	Calculation Report for Alpha Plant - HTF/Main Pumps A-MP-200-A/B/C/D Foundation	STRUCTURAL - 1	vendor	Approval	w
6007-CAL-AGE-58-52-2461	Calculation Report for Alpha Plant - HTF/Recirculation Pump A-MP-201 Foundation	STRUCTURAL - 1	vendor	Approval	w
6007-PLN-AGE-58-52-2450	Alpha HTF/Recirculation Pump A-MP-201 Foundation Cover Sheet	STRUCTURAL - 1	vendor	Approval	w
6007-PLN-AGE-58-52-2451	Alpha HTF/Recirculation Pump A-MP-201 Foundation General Notes	STRUCTURAL - 1	vendor	Approval	w
6007-PLN-AGE-58-52-2452	Alpha HTF/Recirculation Pump A-MP-201 Foundation Plan, Section, and Details	STRUCTURAL - 1	vendor	Approval	w
6007-PLN-AGE-58-52-2460	Alpha HTF/Main Pumps A-MP-200-A/B/C/D Foundation Cover Sheet	STRUCTURAL - 1	vendor	Approval	w
6007-PLN-AGE-58-52-2461	Alpha HTF/Main Pumps A-MP-200-A/B/C/D Foundation General Notes	STRUCTURAL - 1	vendor	Approval	w
6007-PLN-AGE-58-52-2462	Alpha HTF/Main Pumps A-MP-200-A/B/C/D Foundation Plan, Section, and Details	STRUCTURAL - 1	vendor	Approval	w
6007-CAL-AGE-58-52-6460	Calculation Report for Beta Plant - HTF/Main Pumps B-MP-200-A/B/C/D Foundation	STRUCTURAL - 1	vendor	Approval	w
6007-CAL-AGE-58-52-6461	Calculation Report for Beta Plant - HTF/Recirculation Pump B-MP-201 Foundation	STRUCTURAL - 1	vendor	Approval	w
6007-PLN-AGE-58-52-6450	Beta HTF/Recirculation Pump B-MP-201 Foundation Cover Sheet	STRUCTURAL - 1	vendor	Approval	w
6007-PLN-AGE-58-52-6451	Beta HTF/Recirculation Pump B-MP-201 Foundation General Notes	STRUCTURAL - 1	vendor	Approval	w
6007-PLN-AGE-58-52-6452	Beta HTF/Recirculation Pump B-MP-201 Foundation Plan, Section, and Details	STRUCTURAL - 1	vendor	Approval	w
6007-PLN-AGE-58-52-6460	Beta HTF/Main Pumps B-MP-200-A/B/C/D Foundation Cover Sheet	STRUCTURAL - 1	vendor	Approval	w
6007-PLN-AGE-58-52-6461	Beta HTF/Main Pumps B-MP-200-A/B/C/D Foundation General Notes	STRUCTURAL - 1	vendor	Approval	w
6007-PLN-AGE-58-52-6462	Beta HTF/Main Pumps B-MP-200-A/B/C/D Foundation Plan, Section, and Details	STRUCTURAL - 1	vendor	Approval	w
6007-ESP-ATD-26-48-C002	Staking Sheet	STRUCTURAL - 1	vendor	Approval	w
6007-PLN-ATD-26-33-E041	Phasing Diagram	STRUCTURAL - 1	vendor	Approval	w
6007-PLN-ATD-26-51-C012	Plan and Profile	STRUCTURAL - 1	vendor	Approval	w
6007-PLN-ATD-26-51-C013	Plan and Profile	STRUCTURAL - 1	vendor	Approval	w
6007-PLN-ATD-26-51-C014	Plan and Profile	STRUCTURAL - 1	vendor	Approval	w
6007-PLN-ATD-26-52-C0 61	Direct Embed Foundation Details	STRUCTURAL - 1	vendor	Approval	w
6007-PLN-ATD-26-52-C0 62	Pier Foundation Details	STRUCTURAL - 1	vendor	Approval	w
6007-PLN-ATD-26-54-E031	Assembly Drawings	STRUCTURAL - 1	vendor	Approval	w
6007-PLN-ATD-26-54-E032	Stringing Chart	STRUCTURAL - 1	vendor	Approval	w
6007-CAL-ATD-26-54-E038	230kV Double Circuit Tangent – Loading Tree (Typical)	STRUCTURAL - 1	vendor	Approval	w
6007-CAL-ATD-26-54-E039	230kV 45 Degree Angle – Double Circuit Loading Tree	STRUCTURAL - 1	vendor	Approval	w
6007-CAL-ATD-26-54-E040	90 Degree D.C. Tap Structure – Loading Tree	STRUCTURAL - 1	vendor	Approval	w
6007-CAL-ATD-26-54-E041	230 kV Single Circuit DE – Loading Tree (Typical)	STRUCTURAL - 1	vendor	Approval	w
6007-CAL-ATD-26-54-E042	230kV Single Circuit Delta Tangent – Loading Tree (Typical)	STRUCTURAL - 1	vendor	Approval	w
6007-CAL-ATD-26-54-E043	230kV 90 Degree Angle –Loading Tree	STRUCTURAL - 1	vendor	Approval	w
6007-CAL-ATD-26-54-E044	230kV 45 Degree Angle – Single Circuit Loading Tree	STRUCTURAL - 1	vendor	Approval	w
6007-CAL-ATD-26-54-E045	230kV Beta Tap Structure – Double Circuit Loading Tree	STRUCTURAL - 1	vendor	Approval	w
6007-CAL-ATD-26-54-E047	230kV Typical Details	STRUCTURAL - 1	vendor	Approval	w
6007-CAL-ATD-26-54-E048	230kV SC Delta Tangent – Extra Shield Wires – Loading Tree (Typical)	STRUCTURAL - 1	vendor	Approval	w
6007-ESP-ATD-26-54-C018	Technical Specification for Welded Tubular Steel Transmission Structures	STRUCTURAL - 1	vendor	Approval	w
6007-PLN-ATD-26-52-C072	230kV Double Circuit Tangent – Structure Framing Details	STRUCTURAL - 1	vendor	Approval	w
6007-PLN-ATD-26-52-C073	230kV 45 Degree Angle – Structure Framing Details	STRUCTURAL - 1	vendor	Approval	w
6007-PLN-ATD-26-52-C074	230kV 45 Degree Angles – Structure Framing Details	STRUCTURAL - 1	vendor	Approval	w
6007-PLN-ATD-26-52-C075	230kV Single Circuit Delta Tangent – Structure Framing Details	STRUCTURAL - 1	vendor	Approval	w
6007-PLN-ATD-26-52-C076	230kV 90 Degree Angle – Structure Framing Details	STRUCTURAL - 1	vendor	Approval	w
6007-PLN-ATD-26-52-C077	230kV SC Delta Tangent – Extra Shield Wires – Structure Fram- ing Details	STRUCTURAL - 1	vendor	Approval	w
6007-PLN-ATD-26-52-C078	230kV Beta Tap Structure – Structure Framing Details	STRUCTURAL - 1	vendor	Approval	w
6007-PLN-ATD-26-52-C079	90 Degree D.C. Tap Structure – Structure Framing Details	STRUCTURAL - 1	vendor	Approval	w
6007-PLN-ATD-26-52-C080	230kV 45 Degree Angles – Structure Framing Details	STRUCTURAL - 1	vendor	Approval	w
6007-PLN-ATD-26-52-C081	230kV Single Circuit DE – Structure Framing Details	STRUCTURAL - 1	vendor	Approval	w
6007-PLN-ATD-26-52-C082	230kV Single Circuit DE – Structure Framing Details	STRUCTURAL - 1	vendor	Approval	w
6007-PLN-ATD-26-52-C083	230kV 90 Degree Angle – Structure Framing Details	STRUCTURAL - 1	vendor	Approval	w
6007-PLN-ATD-26-52-C084	230kV Alpha Substation DE – Structure Framing Details	STRUCTURAL - 1	vendor	Approval	w
6007-PLN-ATD-26-52-C085	230kV Beta Substation DE – Structure Framing Details	STRUCTURAL - 1	vendor	Approval	w
6007-PLN-ATD-26-52-C086	230kV Beta Substation Static Mast – Structure Framing Details	STRUCTURAL - 1	vendor	Approval	w
6007-1NF-ATD-23-50-0002	Special 1nspections, Structural Testing, and 3-iructurai upservaiions	STRUCTURAL - 1	vendor	Approval	w
6007-1NF-ATD-23-50-0001	Geotechnical Report for Mojave Substation and Transmission Line	STRUCTURAL - 1	vendor	Approval	w
6007-0AL-ATD-23-52-0070	Other Foundation 0alculations	STRUCTURAL - 1	vendor	Approval	w
6007-PLN-ATD-23-57-00 63	Foundation Detail APT1 (F2)	STRUCTURAL - 1	vendor	Approval	w
6007-PLN-ATD-23-57-00 64	Foundation Relay House and Minor Equipment	STRUCTURAL - 1	vendor	Approval	w
6007-PLN-ATD-23-57-0071	Foundation Layout Drawing	STRUCTURAL - 1	vendor	Approval	w

Compliance No.:	GEN-2				
Job :	Mojave Solar Project				
Date: 02/06/14	Description: Structural Master Drawing List				
Sheet No.	Description	Applicable Condition of Certification	Vendor Supplied or EOR	Reason for Submittal	Revision
6007-PLN-ATD-23-57-0072	Foundation Detail - 0ircuit Breaker (F4)	STRUCTURAL - 1	vendor	Approval	w
6007-PLN-ATD-23-57-0073	Foundation Detail - Firewall APT1	STRUCTURAL - 1	vendor	Approval	w
6007-PLN-ATD-23-57-0074	Foundation Detail - Firewall MPT1	STRUCTURAL - 1	vendor	Approval	w
6007-PLN'ATD[23-57-0091]	Site Preparation and Fencing Drawing	STRUCTURAL - 1	vendor	Approval	w
6007-ESP-ATD-23-54-E001	Technical Specification for Steel Structures	STRUCTURAL - 1	vendor	Approval	w
6007-PLN-ATD-23-54-0011	Structure Layout Plan	STRUCTURAL - 1	vendor	Approval	w
6007-PLN-ATD-23-55-0011	Steel Details 230 kV Single Phase, Low Bus Support - S2	STRUCTURAL - 1	vendor	Approval	w
6007-PLN-ATD-23-55-0012	Steel Details 230 kV Three Phase, 230 kV Deadend - S7	STRUCTURAL - 1	vendor	Approval	w
6007-PLN-ATD-23-55-0013	Steel Details, Static Mast (S1)	STRUCTURAL - 1	vendor	Approval	w
6007-PLN-ATD-23-55-0014	Steel Details 230 kV Single Phase, S3 Stand - S3	STRUCTURAL - 1	vendor	Approval	w
6007-PLN-ATD-23-55-0015	Steel Details 230kV Switch Stand, S4 Sheet 1	STRUCTURAL - 1	vendor	Approval	w
6007-PLN-ATD-23-55-001 6	Steel Details 230kV Switch Stand, S4 Sheet 2	STRUCTURAL - 1	vendor	Approval	w
6007-PLN-ATD-23-55-0018	Steel Details 230kV Single Phase, 0T Stand - S 6	STRUCTURAL - 1	vendor	Approval	w
6007-CON-BRU-00-25-0003	RFI Steam Generator Turbine Foundations	STRUCTURAL - 1	vendor	Approval	w
N.A,	Steam Turbine Supports L2 & L3	STRUCTURAL - 1	vendor	Approval	w
RFI #RJ008	Alternate Epoxy Set Anchor Bolts	STRUCTURAL - 1	vendor	Approval	w
6007-CAL-AGE-58-52-2530	Calculation report for Basin Expansion Vesse foundation Alpha	STRUCTURAL - 1	vendor	Approval	w
6007-PLN-AGE-58-52-2530	Alpha Plant Basin Expansion Vessel Foundation. Cover Sheet	STRUCTURAL - 1	vendor	Approval	w
6007-PLN-AGE-58-52-2531	Alpha Plant Basin Expansion Vessel Foundation. General notes	STRUCTURAL - 1	vendor	Approval	w
6007-PLN-AGE-58-52-2532	Alpha Plant Basin Expansion Vessel Foundation. Plan View	STRUCTURAL - 1	vendor	Approval	w
6007-PLN-AGE-58-52-2533	Alpha Plant Basin Expansion Vessel Foundation. Section and details	STRUCTURAL - 1	vendor	Approval	w
6007-PLN-AGE-58-52-2534	Alpha Plant Basin Expansion Vessel Foundation. Schedule and details II	STRUCTURAL - 1	vendor	Approval	w
6007-PLN-AGE-58-52-2535	Alpha Plant Basin Expansion Vessel Foundation. Columns I	STRUCTURAL - 1	vendor	Approval	w
6007-PLN-AGE-58-52-2536	Alpha Plant Basin Expansion Vessel Foundation. Columns II	STRUCTURAL - 1	vendor	Approval	w
6007-CAL-AGE-58-52-6530	Calculation report for Basin Expansion Vesse foundation Beta	STRUCTURAL - 1	vendor	Approval	w
6007-PLN-AGE-58-52-6530	Beta Plant Basin Expansion Vessel Foundation. Cover Sheet	STRUCTURAL - 1	vendor	Approval	w
6007-PLN-AGE-58-52-6531	Beta Plant Basin Expansion Vessel Foundation. General notes	STRUCTURAL - 1	vendor	Approval	w
6007-PLN-AGE-58-52-6532	Beta Plant Basin Expansion Vessel Foundation. Plan View	STRUCTURAL - 1	vendor	Approval	w
6007-PLN-AGE-58-52-6533	Beta Plant Basin Expansion Vessel Foundation. Section and details	STRUCTURAL - 1	vendor	Approval	w
6007-PLN-AGE-58-52-6534	Beta Plant Basin Expansion Vessel Foundation. Schedule and details II	STRUCTURAL - 1	vendor	Approval	w
6007-PLN-AGE-58-52-6535	Beta Plant Basin Expansion Vessel Foundation. Columns I	STRUCTURAL - 1	vendor	Approval	w
6007-PLN-AGE-58-52-6536	Beta Plant Basin Expansion Vessel Foundation. Columns II	STRUCTURAL - 1	vendor	Approval	w
6007-PLN-AGE-58-52-7402	Beta plant HTF-1 Pipe Rack foundation - Support foundations plan	STRUCTURAL - 1	vendor	Approval	w
6007-PLN-AGE-58-52-7403	Beta plant HTF-1 Pipe Rack foundation - Data table	STRUCTURAL - 1	vendor	Approval	w
6007-PLN-AGE-58-52-7404	Beta plant HTF-1 Pipe Rack foundation - Sections and details I	STRUCTURAL - 1	vendor	Approval	w
6007-PLN-AGE-58-52-7405	Beta plant HTF-1 Pipe Rack foundation - Sections and details II	STRUCTURAL - 1	vendor	Approval	w
6007-PLN-AGE-58-52-7406	Beta plant HTF-1 Pipe Rack foundation - Sections and details III	STRUCTURAL - 1	vendor	Approval	w
Annex 3 Column Load Data	Annex 3 of calculation report	STRUCTURAL - 1	vendor	Approval	w
Columns.pdf	Additional calculations for columns/walls	STRUCTURAL - 1	vendor	Approval	w
6007-PLN-AGE-00-50-S001	General Civil and Structural Notes	STRUCTURAL - 1	vendor	Approval	w
6007-CAL-CTS-58-52-1000	HTF Flash and Expansion Vessel Foundation and Anchor Bolt Design	STRUCTURAL - 1	vendor	Approval	w
6007-PLN-CTS-58-52-1000	HTF Flash and Expansion Vessel General Structural Notes / Structural Details	STRUCTURAL - 1	vendor	Approval	w
6007-PLN-CTS-58-52-1001	Foundation Plan	STRUCTURAL - 1	vendor	Approval	w
n.a.	Modification to top of pier at P-11 thru P-16	STRUCTURAL - 1	vendor	Approval	w
6007-CAL-AGE-58-54-3451	Calculation report for Rack 2-Connection Design Alpha	STRUCTURAL - 1	vendor	Approval	w
6007-PLN-AGE-58-54-3472	HTF -2 Piperack Steel Structure Plan View I	STRUCTURAL - 1	vendor	Approval	w
6007-PLN-AGE-58-54-3473	HTF -2 Piperack Steel Structure Plan View II	STRUCTURAL - 1	vendor	Approval	w
6007-PLN-AGE-58-54-3474	HTF -2 Piperack Steel Structure Plan View III	STRUCTURAL - 1	vendor	Approval	w
6007-PLN-AGE-58-54-3475	HTF -2 Piperack Steel Structure Plan View IV	STRUCTURAL - 1	vendor	Approval	w
6007-PLN-AGE-58-54-3476	HTF -2 Piperack Steel Structure Elevations I	STRUCTURAL - 1	vendor	Approval	w
6007-PLN-AGE-58-54-3477	HTF -2 Piperack Steel Structure Elevations II	STRUCTURAL - 1	vendor	Approval	w
6007-PLN-AGE-58-54-3478	HTF -2 Piperack Steel Structure Elevations III	STRUCTURAL - 1	vendor	Approval	w
6007-PLN-AGE-58-54-3479	HTF -2 Piperack Steel Structure Elevations IV	STRUCTURAL - 1	vendor	Approval	w
6007-PLN-AGE-58-54-3480	HTF -2 Piperack Foundation Connection Details	STRUCTURAL - 1	vendor	Approval	w
6007-PLN-AGE-58-54-3481	HTF -2 Piperack Foundation Connection Details	STRUCTURAL - 1	vendor	Approval	w
6007-PLN-AGE-58-54-3482	HTF -2 Piperack Foundation Connection Details	STRUCTURAL - 1	vendor	Approval	w
6007-PLN-AGE-58-54-3483	HTF -2 Piperack Foundation Connection Details	STRUCTURAL - 1	vendor	Approval	w
6007-CAL-AGE-58-54-7451	Calculation report for Rack 2-Connection Design Beta	STRUCTURAL - 1	vendor	Approval	w
6007-PLN-AGE-58-54-7472	HTF -2 Piperack Steel Structure Plan View I	STRUCTURAL - 1	vendor	Approval	w
6007-PLN-AGE-58-54-7473	HTF -2 Piperack Steel Structure Plan View II	STRUCTURAL - 1	vendor	Approval	w
6007-PLN-AGE-58-54-7474	HTF -2 Piperack Steel Structure Plan View III	STRUCTURAL - 1	vendor	Approval	w
6007-PLN-AGE-58-54-7475	HTF -2 Piperack Steel Structure Plan View IV	STRUCTURAL - 1	vendor	Approval	w
6007-PLN-AGE-58-54-7476	HTF -2 Piperack Steel Structure Elevations I	STRUCTURAL - 1	vendor	Approval	w
6007-PLN-AGE-58-54-7477	HTF -2 Piperack Steel Structure Elevations II	STRUCTURAL - 1	vendor	Approval	w
6007-PLN-AGE-58-54-7478	HTF -2 Piperack Steel Structure Elevations III	STRUCTURAL - 1	vendor	Approval	w
6007-PLN-AGE-58-54-7479	HTF -2 Piperack Steel Structure Elevations IV	STRUCTURAL - 1	vendor	Approval	w
6007-PLN-AGE-58-54-7480	HTF -2 Piperack Foundation Connection Details	STRUCTURAL - 1	vendor	Approval	w
6007-PLN-AGE-58-54-7481	HTF -2 Piperack Foundation Connection Details	STRUCTURAL - 1	vendor	Approval	w
6007-PLN-AGE-58-54-7482	HTF -2 Piperack Foundation Connection Details	STRUCTURAL - 1	vendor	Approval	w
6007-PLN-AGE-58-54-7483	HTF -2 Piperack Foundation Connection Details	STRUCTURAL - 1	vendor	Approval	w
6007-PLN-A GE-58-54-3450	Alpha Plant HTF-2 Piperack Steel Structure Cover Sheet	STRUCTURAL - 1	vendor	Approval	w
6007-PLN-AGE-58-54-3451	Alpha Plant HTF-2 Piperack Steel Structure General Notes	STRUCTURAL - 1	vendor	Approval	w
6007-PLN-AGE-58-54-3452	Alpha Plant HTF-2 Piperack Steel	STRUCTURAL - 1	vendor	Approval	w
6007-PLN-AGE-58-54-3453	Alpha Plant HTF-2 Piperack Steel	STRUCTURAL - 1	vendor	Approval	w
6007-PLN-AGE-58-54-3454	Alpha Plant HTF-2 Piperack Steel	STRUCTURAL - 1	vendor	Approval	w
6007-PLN-AGE-58-54-3455	Alpha Plant HTF-2 Piperack Steel	STRUCTURAL - 1	vendor	Approval	w
6007-PLN-AGE-58-54-3456	Alpha Plant HTF-2 Piperack Steel Structure Elevations I	STRUCTURAL - 1	vendor	Approval	w
6007-PLN-AGE-58-54-3457	Alpha Plant HTF-2 Piperack Steel Structure Eleveations II	STRUCTURAL - 1	vendor	Approval	w
6007-PLN-AGE-58-54-3458	Alpha Plant HTF-2 Piperack Steel Structure Elevations III	STRUCTURAL - 1	vendor	Approval	w
6007-PLN-AGE-58-54-3459	Alpha Plant HTF-2 Piperack Steel Structure Elevations IV	STRUCTURAL - 1	vendor	Approval	w
6007-PLN-AGE-58-54-3460	Alpha Plant HTF-2 Piperack Steel Structure Details I	STRUCTURAL - 1	vendor	Approval	w
6007-PLN-AGE-58-54-3461	Alpha Plant HTF-2 Piperack Steel Structure Details II	STRUCTURAL - 1	vendor	Approval	w
6007-PLN-AGE-58-54-3462	Alpha Plant HTF-2 Piperack Steel Structure Details III	STRUCTURAL - 1	vendor	Approval	w
6007-PLN-AGE-58-54-3463	Alpha Plant HTF-2 Piperack Steel Structure Details IV	STRUCTURAL - 1	vendor	Approval	w
6007-PLN-AGE-58-54-3464	Alpha Plant HTF-2 Piperack Steel Structure Details V	STRUCTURAL - 1	vendor	Approval	w
6007-PLN-AGE-58-54-7450	Beta Plant HTF-2 Piperack Steel Structure Cover Sheet	STRUCTURAL - 1	vendor	Approval	w
6007-PLN-A GE-58-54-7451	Beta Plant HTF-2 Piperack Steel Structure General Notes	STRUCTURAL - 1	vendor	Approval	w
6007-PLN-A GE-58-54-7453	Beta Plant HTF-2 Piperack Steel	STRUCTURAL - 1	vendor	Approval	w

Compliance No.:	GEN-2				
Job :	Mojave Solar Project				
Date: 02/06/14	Description: Structural Master Drawing List				
Sheet No.	Description	Applicable Condition of Certification	Vendor Supplied or EOR	Reason for Submittal	Revision
6007-PLN-A GE-58-54-7454	Beta Plant HTF-2 Piperack Steel (-4Structure Plan View III	STRUCTURAL - 1	vendor	Approval	w
6007-PLN-A GE-58-54-7455	Beta Plant HTF-2 Piperack Steel Structure C4ucture Plan View IV	STRUCTURAL - 1	vendor	Approval	w
6007-PLN-A GE-58-54-7456	Beta Plant HTF-2 Piperack Steel Structure Elevations I	STRUCTURAL - 1	vendor	Approval	w
6007-PLN-AGE-58-54-7457	Beta Plant HTF-2 Piperack Steel Structure Elevations II	STRUCTURAL - 1	vendor	Approval	w
6007-PLN-AGE-58-54-7458	Beta Plant HTF-2 Piperack Steel Structure Elevations III	STRUCTURAL - 1	vendor	Approval	w
6007-PLN-AGE-58-54-7459	Beta Plant HTF-2 Piperack Steel Structure Elevations IV	STRUCTURAL - 1	vendor	Approval	w
6007-PLN-AGE-58-54-7460	Beta Plant HTF-2 Piperack Steel Structure Details I	STRUCTURAL - 1	vendor	Approval	w
6007-PLN-AGE-58-54-7461	Beta Plant HTF-2 Piperack Steel Structure Details II	STRUCTURAL - 1	vendor	Approval	w
6007-PLN-AGE-58-54-7462	Beta Plant HTF-2 Piperack Steel Structure Details III	STRUCTURAL - 1	vendor	Approval	w
6007-PLN-AGE-58-54-7463	Beta Plant HTF-2 Piperack Steel Structure Details IV	STRUCTURAL - 1	vendor	Approval	w
6007-PLN-AGE-58-54-7464	Beta Plant HTF-2 Piperack Steel Structure Details VII	STRUCTURAL - 1	vendor	Approval	w
Additional calculations	Additional calculations	STRUCTURAL - 1	vendor	Approval	w
Annex G 6007-CAL-A GE-58-54-3450	Annex G 6007-CAL-A GE-58-54- 3450	STRUCTURAL - 1	vendor	Approval	w
Rack2_BV	Rack2_BV	STRUCTURAL - 1	vendor	Approval	w
6007-CAL-AGE-58-52-7400	Calculation report for Rack 1 Foundation Beta Plant	STRUCTURAL - 1	vendor	Approval	w
6007-PLN-AGE-58-52-7400	Beta Plant HTF-1 piperack Foundation Cover Sheet	STRUCTURAL - 1	vendor	Approval	w
6007-PLN-AGE-58-52-7401	Beta Plant HTF-1 piperack Foundation General Notes	STRUCTURAL - 1	vendor	Approval	w
6007-PLN-AGE-58-52-7402	Beta Plant HTF-1 piperack Foundation Support Foundation Plan	STRUCTURAL - 1	vendor	Approval	w
6007-PLN-AGE-58-52-7403	Beta Plant HTF-1 piperack Foundation Data Table	STRUCTURAL - 1	vendor	Approval	w
6007-PLN-AGE-58-52-7404	Beta Plant HTF-1 piperack Foundation Section & Details I	STRUCTURAL - 1	vendor	Approval	w
6007-PLN-AGE-58-52-7405	Beta Plant HTF-1 piperack Foundation Section & Details II	STRUCTURAL - 1	vendor	Approval	w
6007-PLN-AGE-58-52-7406	Beta Plant HTF-1 piperack Foundation Section & Details III	STRUCTURAL - 1	vendor	Approval	w
6007-PLN-AGE-00-50-S001	general civil and structural notes	STRUCTURAL - 1	vendor	Approval	w
6007-CAL-AGE-25-51-4000	Calculation Report for STG auxiliary equipment structure Alpha Plant	STRUCTURAL - 1	vendor	Approval	w
6007-CAL-AGE-25-51-8000	Calculation Report for STG auxiliary equipment structure Beta Plant	STRUCTURAL - 1	vendor	Approval	w
6007-PLN-AGE-25-54-4000	Field Alpha STG auxiliary equipment structure Alpha Cover Sheet	STRUCTURAL - 1	vendor	Approval	w
6007-PLN-AGE-25-54-4020	Field Alpha STG auxiliary equipment structure Alpha General Notes	STRUCTURAL - 1	vendor	Approval	w
6007-PLN-AGE-25-54-4040	Field Alpha STG auxiliary equipment structure Plan @El 2073.93' @El 2078.50'	STRUCTURAL - 1	vendor	Approval	w
6007-PLN-AGE-25-54-4041	Field Alpha STG auxiliary equipment structure Plan @El 2086.50' @El 2091'	STRUCTURAL - 1	vendor	Approval	w
6007-PLN-AGE-25-54-4042	Field Alpha STG auxiliary equipment structure Plan @El 2098.25'	STRUCTURAL - 1	vendor	Approval	w
6007-PLN-AGE-25-54-4043	Field Alpha STG auxiliary equipment structure Plan @El 2114'	STRUCTURAL - 1	vendor	Approval	w
6007-PLN-AGE-25-54-4044	Field Alpha STG auxiliary equipment structure Plan @El 2123.84'; 2138.98' 2150.17'	STRUCTURAL - 1	vendor	Approval	w
6007-PLN-AGE-25-54-4045	Field Alpha STG auxiliary equipment structure Elevations Sheet 1	STRUCTURAL - 1	vendor	Approval	w
6007-PLN-AGE-25-54-4046	Field Alpha STG auxiliary equipment structure Elevations Sheet 2	STRUCTURAL - 1	vendor	Approval	w
6007-PLN-AGE-25-54-4047	Field Alpha STG auxiliary equipment structure Elevations Sheet 3	STRUCTURAL - 1	vendor	Approval	w
6007-PLN-AGE-25-54-4048	Field Alpha STG auxiliary equipment structure Misc Details	STRUCTURAL - 1	vendor	Approval	w
6007-PLN-AGE-25-54-4049	Field Alpha STG auxiliary equipment structure Anchor Plates Details	STRUCTURAL - 1	vendor	Approval	w
6007-PLN-AGE-25-54-4050	Field Alpha STG auxiliary equipment structure Stair schematics	STRUCTURAL - 1	vendor	Approval	w
6007-PLN-AGE-25-54-4051	Field Alpha STG auxiliary equipment structure Column schedule	STRUCTURAL - 1	vendor	Approval	w
6007-PLN-AGE-25-54-8000	Field Beta STG auxiliary equipment structure Beta Cover Sheet	STRUCTURAL - 1	vendor	Approval	w
6007-PLN-AGE-25-54-8020	Field Beta STG auxiliary equipment structure Beta General Notes	STRUCTURAL - 1	vendor	Approval	w
6007-PLN-AGE-25-54-8040	Field Beta STG auxiliary equipment structure Plan @El 2081.93' @El 2086.50'	STRUCTURAL - 1	vendor	Approval	w
6007-PLN-AGE-25-54-8041	Field Beta STG auxiliary equipment structure Plan @El 2094.50' @El 2099'	STRUCTURAL - 1	vendor	Approval	w
6007-PLN-AGE-25-54-8042	Field Beta STG auxiliary equipment structure Plan @El 2116.25'	STRUCTURAL - 1	vendor	Approval	w
6007-PLN-AGE-25-54-8043	Field Beta STG auxiliary equipment structure Plan @El 2122'	STRUCTURAL - 1	vendor	Approval	w
6007-PLN-AGE-25-54-8044	Field Beta STG auxiliary equipment structure Plan @El 2131.84'; 2146.98' 2158.17'	STRUCTURAL - 1	vendor	Approval	w
6007-PLN-AGE-25-54-8045	Field Beta STG auxiliary equipment structure Elevations Sheet 1	STRUCTURAL - 1	vendor	Approval	w
6007-PLN-AGE-25-54-8046	Field Beta STG auxiliary equipment structure Elevations Sheet 2	STRUCTURAL - 1	vendor	Approval	w
6007-PLN-AGE-25-54-8047	Field Beta STG auxiliary equipment structure Elevations Sheet 3	STRUCTURAL - 1	vendor	Approval	w
6007-PLN-AGE-25-54-8048	Field Beta STG auxiliary equipment structure Misc Details	STRUCTURAL - 1	vendor	Approval	w
6007-PLN-AGE-25-54-8049	Field Beta STG auxiliary equipment structure Anchor Plates Details	STRUCTURAL - 1	vendor	Approval	w
6007-PLN-AGE-25-54-8050	Field Beta STG auxiliary equipment structure Stair schematics	STRUCTURAL - 1	vendor	Approval	w
6007-PLN-AGE-25-54-8051	Field Beta STG auxiliary equipment structure Column schedule	STRUCTURAL - 1	vendor	Approval	w
na	Additional calculaitons BV PC2	STRUCTURAL - 1	vendor	Approval	w
na	ANCHOR BOLTS	STRUCTURAL - 1	vendor	Approval	w
na	Responses to BV PC2	STRUCTURAL - 1	vendor	Approval	w
6007-CAL-AGE-58-52-3450	Calculation report for Rack 2 foundations	STRUCTURAL - 1	vendor	Approval	w
6007-PLN-AGE-58-52-3450	HTF -2 Piperack Foundation Cover Sheet	STRUCTURAL - 1	vendor	Approval	w
6007-PLN-AGE-58-52-3451	HTF -2 Piperack Foundation General Notes	STRUCTURAL - 1	vendor	Approval	w
6007-PLN-AGE-58-52-3452	HTF -2 Piperack Foundation Plan View	STRUCTURAL - 1	vendor	Approval	w
6007-PLN-AGE-58-52-3453	HTF -2 Piperack Foundation Sections & Details	STRUCTURAL - 1	vendor	Approval	w
6007-PLN-AGE-58-52-3454	HTF -2 Piperack Foundation Table data & Details	STRUCTURAL - 1	vendor	Approval	w
6007-PLN-AGE-58-52-3455	HTF -2 Piperack Foundation Section & Details 1	STRUCTURAL - 1	vendor	Approval	w
6007-PLN-AGE-58-52-3456	HTF -2 Piperack Foundation Section & Details 2	STRUCTURAL - 1	vendor	Approval	w
6007-PLN-AGE-58-52-3457	HTF -2 Piperack Foundation Section & Details 3	STRUCTURAL - 1	vendor	Approval	w
6007-PLN-AGE-58-52-3458	HTF -2 Piperack Foundation Section & Details 4	STRUCTURAL - 1	vendor	Approval	w
6007-PLN-A GE-58-52-3459	HTF -2 Piperack Foundation Section & Details 5	STRUCTURAL - 1	vendor	Approval	w
6007-PLN-A GE-58-52-3460	HTF -2 Piperack Foundation Section & Details 6	STRUCTURAL - 1	vendor	Approval	w
Responses to BV Foundations 2	Responses to BV Foundations 2	STRUCTURAL - 1	vendor	Approval	w
6007-CAL-AGE-58-52-7450	Calculation report for Rack 2 foundations	STRUCTURAL - 1	vendor	Approval	w
6007-PLN-AGE-58-52-7450	HTF -2 Piperack Foundation Cover Sheet	STRUCTURAL - 1	vendor	Approval	w
6007-PLN-AGE-58-52-7451	HTF -2 Piperack Foundation General Notes	STRUCTURAL - 1	vendor	Approval	w
6007-PLN-AGE-58-52-7452	HTF -2 Piperack Foundation Plan View	STRUCTURAL - 1	vendor	Approval	w
6007-PLN-AGE-58-52-7453	HTF -2 Piperack Foundation Sections & Details	STRUCTURAL - 1	vendor	Approval	w
6007-PLN-AGE-58-52-7454	HTF -2 Piperack Foundation Table data & Details	STRUCTURAL - 1	vendor	Approval	w
6007-PLN-AGE-58-52-7455	HTF -2 Piperack Foundation Section & Details 1	STRUCTURAL - 1	vendor	Approval	w
6007-PLN-AGE-58-52-7456	HTF -2 Piperack Foundation Section & Details 2	STRUCTURAL - 1	vendor	Approval	w
6007-PLN-AGE-58-52-7457	HTF -2 Piperack Foundation Section & Details 3	STRUCTURAL - 1	vendor	Approval	w
6007-PLN-AGE-58-52-7458	HTF -2 Piperack Foundation Sections & Details 4	STRUCTURAL - 1	vendor	Approval	w
6007-PLN-AGE-58-52-7459	HTF -2 Piperack Foundation Sections & Details 5	STRUCTURAL - 1	vendor	Approval	w
6007-PLN-AGE-58-52-7460	HTF -2 Piperack Foundation Sections & Details 6	STRUCTURAL - 1	vendor	Approval	w
6007-CAL-AGE-58-53-2400	Calculation Report for North Underground crossing Alpha Plant	STRUCTURAL - 1	vendor	Approval	w
6007-CAL-AGE-58-53-2450	Calculation Report for South Underground crossing Alpha Plant	STRUCTURAL - 1	vendor	Approval	w
6007-PLN-AGE-58-53-2400	HTF North Underground Crossing Cover Sheet	STRUCTURAL - 1	vendor	Approval	w
6007-PLN-AGE-58-53-2401	HTF North Underground Crossing General Notes	STRUCTURAL - 1	vendor	Approval	w
6007-PLN-AGE-58-53-2402	HTF North Underground Crossing Geometrical definition	STRUCTURAL - 1	vendor	Approval	w
6007-PLN-AGE-58-53-2403	HTF North Underground Crossing Reinforcement definition	STRUCTURAL - 1	vendor	Approval	w
6007-PLN-AGE-58-53-2404	HTF North Underground Crossing Walls Reinforcement definition	STRUCTURAL - 1	vendor	Approval	w

Compliance No.:	GEN-2				
Job :	Mojave Solar Project				
Date: 02/06/14	Description: Structural Master Drawing List				
Sheet No.	Description	Applicable Condition of Certification	Vendor Supplied or EOR	Reason for Submittal	Revision
6007-PLN-AGE-58-53-2405	HTF North Underground Crossing Mat Foundation Reinforcement	STRUCTURAL - 1	vendor	Approval	w
6007-PLN-AGE-58-53-2406	HTF North Underground Crossing Slabs definition I	STRUCTURAL - 1	vendor	Approval	w
6007-PLN-AGE-58-53-2407	HTF North Underground Crossing Slabs definition II	STRUCTURAL - 1	vendor	Approval	w
6007-PLN-AGE-58-53-2408	HTF North Underground Crossing Plan sections & Details for Sleepers	STRUCTURAL - 1	vendor	Approval	w
6007-PLN-AGE-58-53-2409	HTF North Underground Crossing Gatehause Foundations	STRUCTURAL - 1	vendor	Approval	w
6007-PLN-AGE-58-53-2410	HTF North Underground Crossing details	STRUCTURAL - 1	vendor	Approval	w
6007-PLN-AGE-58-53-2450	HTF South Underground Crossing Cover Sheet	STRUCTURAL - 1	vendor	Approval	w
6007-PLN-AGE-58-53-2451	HTF South Underground Crossing General Notes	STRUCTURAL - 1	vendor	Approval	w
6007-PLN-AGE-58-53-2452	HTF South Underground Crossing Geometrical definition	STRUCTURAL - 1	vendor	Approval	w
6007-PLN-AGE-58-53-2453	HTF South Underground Crossing Reinforcement definition	STRUCTURAL - 1	vendor	Approval	w
6007-PLN-AGE-58-53-2454	HTF South Underground Crossing Walls Reinforcement definition	STRUCTURAL - 1	vendor	Approval	w
6007-PLN-AGE-58-53-2455	HTF South Underground Crossing Mat Foundation Reinforcement	STRUCTURAL - 1	vendor	Approval	w
6007-PLN-AGE-58-53-2456	HTF South Underground Crossing Slabs definition I	STRUCTURAL - 1	vendor	Approval	w
6007-PLN-AGE-58-53-2457	HTF South Underground Crossing Slabs definition II	STRUCTURAL - 1	vendor	Approval	w
6007-PLN-AGE-58-53-2458	HTF South Underground Crossing Plan sections & Details for Sleepers	STRUCTURAL - 1	vendor	Approval	w
6007-PLN-AGE-58-53-2459	HTF South Underground Crossing Gatehause Foundations	STRUCTURAL - 1	vendor	Approval	w
6007-PLN-AGE-58-53-2460	HTF South Underground Crossing details	STRUCTURAL - 1	vendor	Approval	w
6007-CAL-AGE-58-54-4500	Calculation Report for for HTF north underground gatehouses	STRUCTURAL - 1	vendor	Approval	w
6007-CAL-AGE-58-54-4510	Calculation Report for for HTF south underground gatehouses	STRUCTURAL - 1	vendor	Approval	w
6007-PLN-AGE-58-54-4500	HTF north underground gatehouses Cover Sheet	STRUCTURAL - 1	vendor	Approval	w
6007-PLN-AGE-58-54-4501	HTF north underground gatehouses General notes	STRUCTURAL - 1	vendor	Approval	w
6007-PLN-AGE-58-54-4502	HTF north underground gatehouses Gate house NW & NE frames & Details	STRUCTURAL - 1	vendor	Approval	w
6007-PLN-AGE-58-54-4503	HTF north underground gatehouses Gate house NW & NE Architecture	STRUCTURAL - 1	vendor	Approval	w
6007-PLN-AGE-58-54-4504	HTF north underground gatehouses Gate house NW & NE Details	STRUCTURAL - 1	vendor	Approval	w
6007-PLN-AGE-58-54-4505	HTF north underground gatehouses Gate house NW & NE Details	STRUCTURAL - 1	vendor	Approval	w
6007-PLN-AGE-58-54-4510	HTF south underground gatehouses Cover Sheet	STRUCTURAL - 1	vendor	Approval	w
6007-PLN-AGE-58-54-4511	HTF south underground gatehouses General notes	STRUCTURAL - 1	vendor	Approval	w
6007-PLN-AGE-58-54-4512	HTF south underground gatehouses Gate house SW & SE frames & Details	STRUCTURAL - 1	vendor	Approval	w
6007-PLN-AGE-58-54-4513	HTF south underground gatehouses Gate house SW & SE Architecture	STRUCTURAL - 1	vendor	Approval	w
6007-PLN-AGE-58-54-4514	HTF south underground gatehouses Gate house SW & SE Details	STRUCTURAL - 1	vendor	Approval	w
6007-PLN-AGE-58-54-4515	HTF south underground gatehouses Gate house SW & SE Details	STRUCTURAL - 1	vendor	Approval	w
na	Plan Check Reply 130219	STRUCTURAL - 1	vendor	Approval	w
6007-CAL-AGE-25-52-4020	STG Auxiliary equipment platformfoundation. Calculation report. Alpha plant	STRUCTURAL - 1	vendor	Approval	w
6007-PLN-AGE-25-52-4100	STG Auxiliary equipment platformfoundation. Cover sheet. Alpha plant	STRUCTURAL - 1	vendor	Approval	w
6007-PLN-AGE-25-52-4120	STG Auxiliary equipment platformfoundation. General notes. Alpha plant	STRUCTURAL - 1	vendor	Approval	w
6007-PLN-AGE-25-52-4140	STG Auxiliary equipment platformfoundation. Plan columns position. Alpha plant	STRUCTURAL - 1	vendor	Approval	w
6007-PLN-AGE-25-52-4141	STG Auxiliary equipment platformfoundation. Plan bottom longitudinal reinforcement. Alpha plant	STRUCTURAL - 1	vendor	Approval	w
6007-PLN-AGE-25-52-4142	STG Auxiliary equipment platformfoundation. Plan bottom transversal reinforcement. Alpha plant	STRUCTURAL - 1	vendor	Approval	w
6007-PLN-AGE-25-52-4160	STG Auxiliary equipment platformfoundation. Details. Alpha plant	STRUCTURAL - 1	vendor	Approval	w
6007-PLN-AGE-25-52-4161	STG Auxiliary equipment platformfoundation. Details. Alpha plant	STRUCTURAL - 1	vendor	Approval	w
6007-PLN-AGE-25-52-4162	STG Auxiliary equipment platformfoundation. Drainage. Alpha plant	STRUCTURAL - 1	vendor	Approval	w
6007-PLN-AGE-25-52-4163	STG Auxiliary equipment platformfoundation. Anchor bolts details. Alpha plant	STRUCTURAL - 1	vendor	Approval	w
6007-CAL-AGE-25-52-8020	STG Auxiliary equipment platformfoundation. Calculation report. Beta plant	STRUCTURAL - 1	vendor	Approval	w
6007-PLN-AGE-25-52-8100	STG Auxiliary equipment platformfoundation. Cover sheet. Beta plant	STRUCTURAL - 1	vendor	Approval	w
6007-PLN-AGE-25-52-8120	STG Auxiliary equipment platformfoundation. General notes. Beta plant	STRUCTURAL - 1	vendor	Approval	w
6007-PLN-AGE-25-52-8140	STG Auxiliary equipment platformfoundation. Plan columns position. Beta plant	STRUCTURAL - 1	vendor	Approval	w
6007-PLN-AGE-25-52-8141	STG Auxiliary equipment platformfoundation. Plan bottom longitudinal reinforcement. Beta plant	STRUCTURAL - 1	vendor	Approval	w
6007-PLN-AGE-25-52-8142	STG Auxiliary equipment platformfoundation. Plan bottom transversal reinforcement. Beta plant	STRUCTURAL - 1	vendor	Approval	w
6007-PLN-AGE-25-52-8160	STG Auxiliary equipment platformfoundation. Details. Beta plant	STRUCTURAL - 1	vendor	Approval	w
6007-PLN-AGE-25-52-8161	STG Auxiliary equipment platformfoundation. Details. Beta plant	STRUCTURAL - 1	vendor	Approval	w
6007-PLN-AGE-25-52-8162	STG Auxiliary equipment platformfoundation. Drainage. Beta plant	STRUCTURAL - 1	vendor	Approval	w
6007-PLN-AGE-25-52-8163	STG Auxiliary equipment platformfoundation. Anchor bolts details. Beta plant	STRUCTURAL - 1	vendor	Approval	w
na	Anchor Design	STRUCTURAL - 1	vendor	Approval	w
na	Responses	STRUCTURAL - 1	vendor	Approval	w
6007-AGE-00-50-S001	General Civil and Structural Notes	STRUCTURAL - 1	vendor	Approval	w
6007-AGE-00-50-S002	Typical Ladder, Safety Cage, and Safety Gate Details	STRUCTURAL - 1	vendor	Approval	w
6007-AGE-00-50-S003	Typical Pipe, Handrail, Stairway, and Grating Details	STRUCTURAL - 1	vendor	Approval	w
6007-AGE-00-50-S004	Standard Base Plate Details and Standard Shear Key Details	STRUCTURAL - 1	vendor	Approval	w
6007-PLN-AGE-00-50-C001	Anchor Rod Assemblies and Details	STRUCTURAL - 1	vendor	Approval	w
6007-PLN-AGE-58-52-3400	HTF-1 piperack foundation. Alpha. Cover Sheet	STRUCTURAL - 1	vendor	Approval	w
6007-PLN-AGE-58-52-3402	HTF-1 piperack foundation.Alpha. Support found. plan	STRUCTURAL - 1	vendor	Approval	w
6007-PLN-AGE-58-52-3403	HTF-1 piperack foundation. Alpha. Data table	STRUCTURAL - 1	vendor	Approval	w
6007-PLN-AGE-58-52-3404	HTF-1 piperack foundation. Alpha plant. Sections & Details I	STRUCTURAL - 1	vendor	Approval	w
6007-PLN-AGE-58-52-3405	HTF-1 piperack foundation. Alpha plant. Sections & details II	STRUCTURAL - 1	vendor	Approval	w
6007-PLN-AGE-58-52-3406	HTF-1 piperack foundation. Alpha plant. Sections & details III	STRUCTURAL - 1	vendor	Approval	w
6007-PLN-AGE-58-52-3408	HTF-1 piperack foundation. Alpha plant. Sections & details V	STRUCTURAL - 1	vendor	Approval	w
Additional Columns	Additional Columns	STRUCTURAL - 1	vendor	Approval	w
6007-PLN-AGE-25-54-4500	STG Auxiliary equipment structure Cover Sheet	STRUCTURAL - 1	vendor	Approval	w
6007-PLN-AGE-25-54-4501	STG Auxiliary equipment structure General Notes	STRUCTURAL - 1	vendor	Approval	w
6007-PLN-AGE-25-54-4502	STG Auxiliary equipment structure Elevations I	STRUCTURAL - 1	vendor	Approval	w
6007-PLN-AGE-25-54-4503	STG Auxiliary equipment structure Elevations II	STRUCTURAL - 1	vendor	Approval	w
6007-PLN-AGE-25-54-4504	STG Auxiliary equipment structure Elevations III	STRUCTURAL - 1	vendor	Approval	w
6007-PLN-AGE-25-54-4505	STG Auxiliary equipment structure BCP & BT Connections	STRUCTURAL - 1	vendor	Approval	w
6007-PLN-AGE-25-54-4506	STG Auxiliary equipment structure CH & CR Connections	STRUCTURAL - 1	vendor	Approval	w
6007-PLN-AGE-25-54-4507	STG Auxiliary equipment structure JT & JB Connections	STRUCTURAL - 1	vendor	Approval	w
6007-PLN-AGE-25-54-4508	STG Auxiliary equipment structure Plan @El	STRUCTURAL - 1	vendor	Approval	w
6007-PLN-AGE-25-54-4509	STG Auxiliary equipment structure Plan @El	STRUCTURAL - 1	vendor	Approval	w
6007-PLN-AGE-25-54-4510	STG Auxiliary equipment structure Plan @El	STRUCTURAL - 1	vendor	Approval	w
6007-PLN-AGE-25-54-4511	STG Auxiliary equipment structure Plan @El	STRUCTURAL - 1	vendor	Approval	w
6007-PLN-AGE-25-54-4512	STG Auxiliary equipment structure Plan @El	STRUCTURAL - 1	vendor	Approval	w
6007-PLN-AGE-25-54-4513	STG Auxiliary equipment structure GP Connections	STRUCTURAL - 1	vendor	Approval	w
6007-PLN-AGE-25-54-4514	STG Auxiliary equipment Structure JBP GF & GE Connections	STRUCTURAL - 1	vendor	Approval	w
6007-PLN-AGE-25-54-4515	STG Auxiliary equipment structure BCF Connections	STRUCTURAL - 1	vendor	Approval	w
6007-PLN-AGE-25-54-4516	STG Auxiliary equipment structure Column Splices I	STRUCTURAL - 1	vendor	Approval	w
6007-PLN-AGE-25-54-4517	STG Auxiliary equipment structure Column Splices II	STRUCTURAL - 1	vendor	Approval	w
6007-PLN-AGE-25-54-4518	STG Auxiliary equipment structure Column Splices III	STRUCTURAL - 1	vendor	Approval	w
6007-CAL-AGE-25-51-4004	Calculation report for STG Auxiliary equipment structure	STRUCTURAL - 1	vendor	Approval	w
6007-PLN-AGE-25-54-8500	STG Auxiliary equipment structure Cover Sheet	STRUCTURAL - 1	vendor	Approval	w

ABENER TEYMA
MOJAVE

Compliance No.:	GEN-2				
Job :	Mojave Solar Project				
Date: 02/06/14	Description: Structural Master Drawing List				
Sheet No.	Description	Applicable Condition of Certification	Vendor Supplied or EOR	Reason for Submittal	Revision
6007-PLN-AGE-25-54-8501	STG Auxiliary equipment structure General Notes	STRUCTURAL - 1	vendor	Approval	w
6007-PLN-AGE-25-54-8502	STG Auxiliary equipment structure Elevations I	STRUCTURAL - 1	vendor	Approval	w
6007-PLN-AGE-25-54-8503	STG Auxiliary equipment structure Elevations II	STRUCTURAL - 1	vendor	Approval	w
6007-PLN-AGE-25-54-8504	STG Auxiliary equipment structure Elevations III	STRUCTURAL - 1	vendor	Approval	w
6007-PLN-AGE-25-54-8505	STG Auxiliary equipment structure BCP & BT Connections	STRUCTURAL - 1	vendor	Approval	w
6007-PLN-AGE-25-54-8506	STG Auxiliary equipment structure CH & CR Connections	STRUCTURAL - 1	vendor	Approval	w
6007-PLN-AGE-25-54-8507	STG Auxiliary equipment structure JT & JB Connections	STRUCTURAL - 1	vendor	Approval	w
6007-PLN-AGE-25-54-8508	STG Auxiliary equipment structure Plan @El	STRUCTURAL - 1	vendor	Approval	w
6007-PLN-AGE-25-54-8509	STG Auxiliary equipment structure Plan @El	STRUCTURAL - 1	vendor	Approval	w
6007-PLN-AGE-25-54-8510	STG Auxiliary equipment structure Plan @El	STRUCTURAL - 1	vendor	Approval	w
6007-PLN-AGE-25-54-8511	STG Auxiliary equipment structure Plan @El	STRUCTURAL - 1	vendor	Approval	w
6007-PLN-AGE-25-54-8512	STG Auxiliary equipment structure Plan @El	STRUCTURAL - 1	vendor	Approval	w
6007-PLN-AGE-25-54-8513	STG Auxiliary equipment structure GP Connections	STRUCTURAL - 1	vendor	Approval	w
6007-PLN-AGE-25-54-8514	STG Auxiliary equipment Structure JBP GF & GE Connections	STRUCTURAL - 1	vendor	Approval	w
6007-PLN-AGE-25-54-8515	STG Auxiliary equipment structure BCF Connections	STRUCTURAL - 1	vendor	Approval	w
6007-PLN-AGE-25-54-8516	STG Auxiliary equipment structure Column Splices I	STRUCTURAL - 1	vendor	Approval	w
6007-PLN-AGE-25-54-8517	STG Auxiliary equipment structure Column Splices II	STRUCTURAL - 1	vendor	Approval	w
6007-PLN-AGE-25-54-8518	STG Auxiliary equipment structure Column Splices III	STRUCTURAL - 1	vendor	Approval	w
6007-CAL-AGE-25-51-8004	Calculation report for STG Auxiliary equipment structure	STRUCTURAL - 1	vendor	Approval	w
na	BV Responses PC2	STRUCTURAL - 1	vendor	Approval	w
2804-CAL-12-2-15-01-rev0-FWE Evaporator Struct	Structural Engineering Design Report	STRUCTURAL - 1	vendor	Approval	w
6007-CAL-ABC-21-62-0003 Pump and Motor Anc	Seismic Calculations	STRUCTURAL - 1	vendor	Approval	w
6007-CAL-ATE-17-62-0025 - 02-0739 - Calcs.	COMPRESS Pressure Vessel Design Calculations	STRUCTURAL - 1	vendor	Approval	w
6007-PLN-AGE-25-52-4100	STG Auxiliary equipment platformfoundation. Cover sheet. Alpha plant	STRUCTURAL - 1	vendor	Approval	w
6007-PLN-AGE-25-52-4162	STG Auxiliary equipment platformfoundation. Drainage. Alpha plant	STRUCTURAL - 1	vendor	Approval	w
6007-PLN-AGE-25-52-8100	STG Auxiliary equipment platformfoundation. Cover sheet. Beta plant	STRUCTURAL - 1	vendor	Approval	w
6007-PLN-AGE-25-52-8162	STG Auxiliary equipment platformfoundation. Drainage. Beta plant	STRUCTURAL - 1	vendor	Approval	w
6007-PLN-ATE-17-62-0024 - 02-0739 - Drawings	MV-317 drawings	STRUCTURAL - 1	vendor	Approval	w
	Anchor Design	STRUCTURAL - 1	vendor	Approval	w
E002587_anchor_bolt_110712.pdf	ANCHOR BOLT ANALYSIS REPORT	STRUCTURAL - 1	vendor	Approval	w
E002587_seismic_110712.pdf	SEISMIC ANALYSIS REPORT	STRUCTURAL - 1	vendor	Approval	w
MX-309	MX-309	STRUCTURAL - 1	vendor	Approval	w
	Responses 2013-03-21	STRUCTURAL - 1	vendor	Approval	w
6007-CAL-AGE-58-52-6505	Calculation Report for Centeral Plant, HTF Main Sleepers-pipes Supp. II Beta Plant	STRUCTURAL - 1	vendor	Approval	w
6007-PLN-AGE-58-52-6507	Centeral Plant, HTF Main Sleepers-pipes Supp. II Beta Plant foundation plan	STRUCTURAL - 1	vendor	Approval	w
6007-PLN-AGE-58-52-6509	Centeral Plant, HTF Main Sleepers-pipes Supp. II Beta Plant section and details II	STRUCTURAL - 1	vendor	Approval	w
6007-PLN-AGE-58-52-6508	Centeral Plant, HTF Main Sleepers-pipes Supp. II Beta Plant section and details I	STRUCTURAL - 1	vendor	Approval	w
6007-PLN-AGE-58-52-6506	Centeral Plant, HTF Main Sleepers-pipes Supp. II Beta Plant general notes	STRUCTURAL - 1	vendor	Approval	w
6007-PLN-AGE-58-52-6505	Centeral Plant, HTF Main Sleepers-pipes Supp. II cover sheet	STRUCTURAL - 1	vendor	Approval	w
6007-LIS-AGE-58-52-6505	Coordinates list for Central Plant, HTF Main Sleepers-Pipes Supp. III. Alpha Plant	STRUCTURAL - 1	vendor	Approval	w
6007-PLN-ATD-23-57-C074	Mojave 230 KV, Substations Alpha and Beta Firewall MPT1 (F3)	STRUCTURAL - 1	vendor	Approval	w
6007-PLN-AGE-68-55-4020	General Notes	STRUCTURAL - 1	vendor	Approval	w
6007-PLN-AGE-68-55-4040	underground plan	STRUCTURAL - 1	vendor	Approval	w
6007-PLN-AGE-68-55-4060	details	STRUCTURAL - 1	vendor	Approval	w
6007-PLN-AGE-68-55-8000	Cover Sheet	STRUCTURAL - 1	vendor	Approval	w
6007-PLN-AGE-68-55-8020	General Notes	STRUCTURAL - 1	vendor	Approval	w
6007-PLN-AGE-68-55-8040	underground plan	STRUCTURAL - 1	vendor	Approval	w
6007-PLN-AGE-68-55-8060	details I	STRUCTURAL - 1	vendor	Approval	w
6007-PLN-AGE-00-31-1001	TRENCH DETAIL	STRUCTURAL - 1	vendor	Approval	w
6007-PLN-AGE-58-31-1001	CONDUIT DETAILS	STRUCTURAL - 1	vendor	Approval	w
6007-PLN-AGE-58-31-1002	MANHOLE DETAILS	STRUCTURAL - 1	vendor	Approval	w
6007-PLN-AGE-58-31-1003	PULL BOX DETAILS	STRUCTURAL - 1	vendor	Approval	w
6007-PLN-AGE-58-31-4221	ALPHA DUCT BANK PLANS	STRUCTURAL - 1	vendor	Approval	w
6007-PLN-AGE-58-31-4222	ALPHA DUCT BANK PLANS	STRUCTURAL - 1	vendor	Approval	w
6007-PLN-AGE-58-31-4223	ALPHA DUCT BANK PLANS	STRUCTURAL - 1	vendor	Approval	w
6007-PLN-AGE-58-31-4224	ALPHA DUCT BANK PLANS	STRUCTURAL - 1	vendor	Approval	w
6007-PLN-AGE-58-31-4231	SECTION DETAILS	STRUCTURAL - 1	vendor	Approval	w
6007-PLN-AGE-58-31-4241	PROFILES	STRUCTURAL - 1	vendor	Approval	w
6007-PLN-AGE-58-31-4251	MANHOLE DETAILS	STRUCTURAL - 1	vendor	Approval	w
6007-PLN-AGE-58-31-8261	BETA DUCT BANK PLANS	STRUCTURAL - 1	vendor	Approval	w
6007-PLN-AGE-58-31-8622	BETA DUCT BANK PLANS	STRUCTURAL - 1	vendor	Approval	w
6007-PLN-AGE-58-31-8623	BETA DUCT BANK PLANS	STRUCTURAL - 1	vendor	Approval	w
6007-PLN-AGE-58-31-8624	BETA DUCT BANK PLANS	STRUCTURAL - 1	vendor	Approval	w
6007-PLN-AGE-58-31-8631	SECTION DETAILS	STRUCTURAL - 1	vendor	Approval	w
6007-PLN-AGE-58-31-8641	PROFILES	STRUCTURAL - 1	vendor	Approval	w
6007-PLN-AGE-58-31-8651	MANHOLE DETAILS	STRUCTURAL - 1	vendor	Approval	w
6007-CAL-AGE-58-52-3410	CALCULATION	STRUCTURAL - 1	vendor	Approval	w
6007-PLN-AGE-58-52-3410	COVER	STRUCTURAL - 1	vendor	Approval	w
6007-PLN-AGE-58-52-3411	GENERAL NOTES	STRUCTURAL - 1	vendor	Approval	w
6007-PLN-AGE-58-52-3412	FOUNDATION PLAN	STRUCTURAL - 1	vendor	Approval	w
6007-PLN-AGE-58-52-3413	DATA TABLE	STRUCTURAL - 1	vendor	Approval	w
6007-PLN-AGE-58-52-3414	SECTION AND DETAILS I	STRUCTURAL - 1	vendor	Approval	w
6007-PLN-AGE-58-52-3415	SECTION AND DETAILS II	STRUCTURAL - 1	vendor	Approval	w
calculation Report for MV-317	Cal report for STG Auxiliary Equipment Structure Foundation Equipment MV-317, Mx-309 MZ-309Anchor Boldts	STRUCTURAL - 1	vendor	Approval	w
calculation Report for MP-315A	Cal report for STG Auxiliary Equipment Structure Foundation Equipment MP-315A, MP-315B MV-301Anchor Boldts	STRUCTURAL - 1	vendor	Approval	w
6007-CAL-AGE-58-52-7461	CALCULATION	STRUCTURAL - 1	vendor	Approval	w
6007-PLN-AGE-58-52-7410	COVER	STRUCTURAL - 1	vendor	Approval	w
6007-PLN-AGE-58-52-7411	GENERAL NOTES	STRUCTURAL - 1	vendor	Approval	w
6007-PLN-AGE-58-52-7412	FOUNDATION PLAN	STRUCTURAL - 1	vendor	Approval	w
6007-PLN-AGE-58-52-7413	DATA TABLE	STRUCTURAL - 1	vendor	Approval	w
6007-PLN-AGE-58-52-7414	SECTION AND DETAILS I	STRUCTURAL - 1	vendor	Approval	w
6007-PLN-AGE-58-52-7415	SECTION AND DETAILS II	STRUCTURAL - 1	vendor	Approval	w
6007-CAL-AGE-58-52-3461	ALPHA CALCULATION BETA CALCULATION	STRUCTURAL - 1	vendor	Approval	w
6007-CAL-AGE-58-52-7461	ALPHA COVER	STRUCTURAL - 1	vendor	Approval	w
6007-PLN-AGE-58-52-3461	ALPHA GENERAL NOTES	STRUCTURAL - 1	vendor	Approval	w
6007-PLN-AGE-58-52-3462	ALPHA PLAN AND DETAILS	STRUCTURAL - 1	vendor	Approval	w
6007-PLN-AGE-58-52-3463	BETA COVER	STRUCTURAL - 1	vendor	Approval	w
6007-PLN-AGE-58-52-7461	BETA GENERAL NOTES	STRUCTURAL - 1	vendor	Approval	w

ABENER TEYMA
MOJAVE

Compliance No.:	GEN-2				
Job :	Mojave Solar Project				
Date: 02/06/14	Description: Structural Master Drawing List				
Sheet No.	Description	Applicable Condition of Certification	Vendor Supplied or EOR	Reason for Submittal	Revision
6007-PLN-AGE-58-52-7462	BETA PLAN AND DETAILS	STRUCTURAL - 1	vendor	Approval	w
6007-PLN-AGE-58-52-7463	BETA PLAN AND DETAILS	STRUCTURAL - 1	vendor	Approval	w
6007-PLN-AGE-58-52-7453	HTF-2 Piperack foundation beta plant table 1	STRUCTURAL - 1	vendor	Approval	w
Structural -S21	Generator Circuit Breaker Platform Foundation and Framing Plans	STRUCTURAL - 1	vendor	Approval	1
6007-PLN-AGE-58-52-3410-R01	Cover sheet	STRUCTURAL - 1	vendor	Approval	1
6007-PLN-AGE-58-52-3411-R01	Notes	STRUCTURAL - 1	vendor	Approval	1
6007-PLN-AGE-58-52-3412-R01	Support foundation plan	STRUCTURAL - 1	vendor	Approval	1
6007-PLN-AGE-58-52-3413-R01	Data table	STRUCTURAL - 1	vendor	Approval	1
6007-PLN-AGE-58-52-3414-R01	Section and details I	STRUCTURAL - 1	vendor	Approval	1
6007-PLN-AGE-58-52-3415-R01	Section and details II	STRUCTURAL - 1	vendor	Approval	1
6007-CAL-AGE-58-52-3410-R01	Calculation report	STRUCTURAL - 1	vendor	Approval	1
Plan Check Reply_STRUCT-1-12-01	Plan Check Reply_STRUCT-1-12-01	STRUCTURAL - 1	vendor	Approval	1
6007-PLN-AGE-58-52-7410.R01	Cover sheet	STRUCTURAL - 1	vendor	Approval	1
6007-PLN-AGE-58-52-7411.R01	Notes	STRUCTURAL - 1	vendor	Approval	1
6007-PLN-AGE-58-52-7412.R01	Support foundation plan	STRUCTURAL - 1	vendor	Approval	1
6007-PLN-AGE-58-52-7413.R01	Data table	STRUCTURAL - 1	vendor	Approval	1
6007-PLN-AGE-58-52-7414.R01	Section and details I	STRUCTURAL - 1	vendor	Approval	1
6007-PLN-AGE-58-52-7415.R01	Section and details II	STRUCTURAL - 1	vendor	Approval	1
6007-CAL-AGE-58-52-7465-REV1	Calculation report	STRUCTURAL - 1	vendor	Approval	1
Plan Check Reply_STRUCT-1-12-02	Plan Check Reply_STRUCT-1-12-02	STRUCTURAL - 1	vendor	Approval	n/a
6007-CAL-AGE-58-52-3461	ALPHA CALCULATION	STRUCTURAL - 1	vendor	Approval	1
6007-CAL-AGE-58-52-7461	BETA CALCULATION	STRUCTURAL - 1	vendor	Approval	1
6007-PLN-AGE-58-52-3461	ALPHA COVER	STRUCTURAL - 1	vendor	Approval	1
6007-PLN-AGE-58-52-3462	ALPHA GENERAL NOTES	STRUCTURAL - 1	vendor	Approval	1
6007-PLN-AGE-58-52-3463	ALPHA PLAN AND DETAILS	STRUCTURAL - 1	vendor	Approval	1
6007-PLN-AGE-58-52-7461	BETA COVER	STRUCTURAL - 1	vendor	Approval	1
6007-PLN-AGE-58-52-7462	BETA GENERAL NOTES	STRUCTURAL - 1	vendor	Approval	1
6007-PLN-AGE-58-52-7463	BETA PLAN AND DETAILS	STRUCTURAL - 1	vendor	Approval	1
Plan Check Reply	Plan Check Reply	STRUCTURAL - 1	vendor	Approval	1
6007-CAL-CTS-58-52-3000	STRUCTURAL CALCULATIONS	STRUCTURAL - 1	vendor	Approval	0
6007-PLN-CTS-58-52-3000	GENERAL STRUCTURAL NOTES	STRUCTURAL - 1	vendor	Approval	0
6007-PLN-CTS-58-52-3001	COLUMN / BASE PLATE PLAN	STRUCTURAL - 1	vendor	Approval	0
6007-PLN-CTS-58-52-3002	2ND LEVEL FRAMING PLAN	STRUCTURAL - 1	vendor	Approval	0
6007-PLN-CTS-58-52-3003	3RD & 4TH LEVEL FRAMING PLANS	STRUCTURAL - 1	vendor	Approval	0
6007-PLN-CTS-58-52-3004	BRACED FRAME ELEVATIONS	STRUCTURAL - 1	vendor	Approval	0
6007-PLN-CTS-58-52-3005	BRACED FRAME ELEVATIONS	STRUCTURAL - 1	vendor	Approval	0
6007-PLN-CTS-58-52-3006	FRAMING DETAILS	STRUCTURAL - 1	vendor	Approval	0
6007-PLN-CTS-58-52-3007	FRAMING DETAILS	STRUCTURAL - 1	vendor	Approval	0
6007-PLN-CTS-58-52-3008	FRAMING DETAILS	STRUCTURAL - 1	vendor	Approval	0
6007-CAL-CTS-58-52-7000	STRUCTURAL CALCULATIONS	STRUCTURAL - 1	vendor	Approval	0
6007-PLN-CTS-58-52-7000	GENERAL STRUCTURAL NOTES	STRUCTURAL - 1	vendor	Approval	0
6007-PLN-CTS-58-52-7001	COLUMN / BASE PLATE PLAN	STRUCTURAL - 1	vendor	Approval	0
6007-PLN-CTS-58-52-7002	2ND LEVEL FRAMING PLAN	STRUCTURAL - 1	vendor	Approval	0
6007-PLN-CTS-58-52-7003	3RD & 4TH LEVEL FRAMING PLANS	STRUCTURAL - 1	vendor	Approval	0
6007-PLN-CTS-58-52-7004	BRACED FRAME ELEVATIONS	STRUCTURAL - 1	vendor	Approval	0
6007-PLN-CTS-58-52-7005	BRACED FRAME ELEVATIONS	STRUCTURAL - 1	vendor	Approval	0
6007-PLN-CTS-58-52-7006	FRAMING DETAILS	STRUCTURAL - 1	vendor	Approval	0
6007-PLN-CTS-58-52-7007	FRAMING DETAILS	STRUCTURAL - 1	vendor	Approval	0
6007-PLN-CTS-58-52-7008	FRAMING DETAILS	STRUCTURAL - 1	vendor	Approval	0
6007-PLN-AGE-74-54-2020-R01	Cover sheet	STRUCTURAL - 1	vendor	Approval	1
6007-PLN-AGE-74-54-2021-R01	General notes	STRUCTURAL - 1	vendor	Approval	1
6007-PLN-AGE-74-54-2022-R01	Plan and base plate details	STRUCTURAL - 1	vendor	Approval	1
6007-PLN-AGE-74-54-2023-R01	Elevations	STRUCTURAL - 1	vendor	Approval	1
6007-CAL-AGE-74-54-2020-R01	Calculation report	STRUCTURAL - 1	vendor	Approval	0
6007-PLN-AGE-74-54-6020-R01	Cover sheet	STRUCTURAL - 1	vendor	Approval	0
6007-PLN-AGE-74-54-6021-R01	General notes	STRUCTURAL - 1	vendor	Approval	0
6007-PLN-AGE-74-54-6022-R01	Plan and base plate details	STRUCTURAL - 1	vendor	Approval	0
6007-PLN-AGE-74-54-6023-R01	Elevations	STRUCTURAL - 1	vendor	Approval	0
6007-CAL-AGE-74-54-6020-R01	Calculation report	STRUCTURAL - 1	vendor	Approval	0
6007-CAL-ABC-21-62-0003	Pump and Motor Anchorage Desing 1	STRUCTURAL - 1	vendor	Approval	0
6007-CAL-AGE-25-52-4020	STG Auxiliary equipment platform foundation. Calculation report. Alpha plant	STRUCTURAL - 1	vendor	Approval	4
6007-CAL-AGE-25-52-8020	STG Auxiliary equipment platform foundation. Calculation report. Beta plant	STRUCTURAL - 1	vendor	Approval	4
6007-PLN-AGE-25-52-4100	STG Auxiliary equipment platform foundation. Cover sheet. Alpha plant	STRUCTURAL - 1	vendor	Approval	5
6007-PLN-AGE-25-52-4120	STG Auxiliary equipment platform foundation. General notes. Alpha plant	STRUCTURAL - 1	vendor	Approval	4
6007-PLN-AGE-25-52-4140	STG Auxiliary equipment platform foundation. Plan columns position. Alpha plant	STRUCTURAL - 1	vendor	Approval	4
6007-PLN-AGE-25-52-4141	STG Auxiliary equipment platform foundation. Plan bottom longitudinal reinforcement. Alpha plant	STRUCTURAL - 1	vendor	Approval	5
6007-PLN-AGE-25-52-4142	STG Auxiliary equipment platform foundation. Plan bottom transversal reinforcement. Alpha plant	STRUCTURAL - 1	vendor	Approval	4
6007-PLN-AGE-25-52-4160	STG Auxiliary equipment platform foundation. Details. Alpha plant	STRUCTURAL - 1	vendor	Approval	5
6007-PLN-AGE-25-52-4161	STG Auxiliary equipment platform foundation. Details. Alpha plant	STRUCTURAL - 1	vendor	Approval	7
6007-PLN-AGE-25-52-4162	STG Auxiliary equipment platform foundation. Drainage. Alpha plant	STRUCTURAL - 1	vendor	Approval	6
6007-PLN-AGE-25-52-4163	STG Auxiliary equipment platform foundation. Anchor bolts details. Alpha plant	STRUCTURAL - 1	vendor	Approval	4
6007-PLN-AGE-25-52-8100	STG Auxiliary equipment platform foundation. Cover sheet. Beta plant	STRUCTURAL - 1	vendor	Approval	5
6007-PLN-AGE-25-52-8120	STG Auxiliary equipment platform foundation. General notes. Beta plant	STRUCTURAL - 1	vendor	Approval	4
6007-PLN-AGE-25-52-8140	STG Auxiliary equipment platform foundation. Plan columns position. Beta plant	STRUCTURAL - 1	vendor	Approval	4
6007-PLN-AGE-25-52-8141	STG Auxiliary equipment platform foundation. Plan bottom longitudinal reinforcement. Beta plant	STRUCTURAL - 1	vendor	Approval	5
6007-PLN-AGE-25-52-8142	STG Auxiliary equipment platform foundation. Plan bottom transversal reinforcement. Beta plant	STRUCTURAL - 1	vendor	Approval	5
6007-PLN-AGE-25-52-8160	STG Auxiliary equipment platform foundation. Details. Beta plant	STRUCTURAL - 1	vendor	Approval	5
6007-PLN-AGE-25-52-8161	STG Auxiliary equipment platform foundation. Details. Beta plant	STRUCTURAL - 1	vendor	Approval	7
6007-PLN-AGE-25-52-8162	STG Auxiliary equipment platform foundation. Drainage. Beta plant	STRUCTURAL - 1	vendor	Approval	6
6007-PLN-AGE-25-52-8163	STG Auxiliary equipment platform foundation. Anchor bolts details. Beta plant	STRUCTURAL - 1	vendor	Approval	4
Anchor Design	Anchor Design	STRUCTURAL - 1	vendor	Approval	0
Calculation Report MP-315A, MP-315B, MV-301	Calculation report STG Auxiliary Equipment Structure Foundation Equipment MP-315A, MP-315B, MV-301 Anchor Bolts	STRUCTURAL - 1	vendor	Approval	0
Calculation Report MV-317, MX-309, MZ-309	Calculation report STG Auxiliary Equipment Structure Foundation Equipment MV-317, MX-309, MZ-309 Anchor Bolts	STRUCTURAL - 1	vendor	Approval	0
MX-309 anchor design	Anchor Design	STRUCTURAL - 1	vendor	Approval	0
6007-CAL-ATD-23-52-C070	Other Foundation Calculations	STRUCTURAL - 1	vendor	Approval	n/a
6007-PLN-ATD-23-57-C074	Foundation Det. Fire wall MPT1	STRUCTURAL - 1	vendor	Approval	2
6007-PLN-AGE-58-52-2470-R03	Cover sheet	STRUCTURAL - 1	vendor	Approval	3
6007-PLN-AGE-58-52-2471-R03	General notes	STRUCTURAL - 1	vendor	Approval	3

Compliance No.:	GEN-2				
Job :	Mojave Solar Project				
Date: 02/06/14	Description: Structural Master Drawing List				
Sheet No.	Description	Applicable Condition of Certification	Vendor Supplied or EOR	Reason for Submittal	Revision
6007-PLN-AGE-58-52-2472-R03	Basin layout	STRUCTURAL - 1	vendor	Approval	3
6007-PLN-AGE-58-52-2474-R03	Detail 2	STRUCTURAL - 1	vendor	Approval	3
6007-PLN-AGE-58-52-2476-R00	Coordinates	STRUCTURAL - 1	vendor	Approval	0
6007-PLN-AGE-58-52-6470-R03	Cover sheet	STRUCTURAL - 1	vendor	Approval	3
6007-PLN-AGE-58-52-6471-R03	General notes	STRUCTURAL - 1	vendor	Approval	3
6007-PLN-AGE-58-52-6472-R03	Basin layout	STRUCTURAL - 1	vendor	Approval	3
6007-PLN-AGE-58-52-6474-R03	Detail 2	STRUCTURAL - 1	vendor	Approval	3
6007-PLN-AGE-58-52-6476-R00	Coordinates	STRUCTURAL - 1	vendor	Approval	0
6007-PLN-AGE-58-52-6500-R03	Cover sheet	STRUCTURAL - 1	vendor	Approval	3
6007-PLN-AGE-58-52-6501-R02	General Notes	STRUCTURAL - 1	vendor	Approval	2
6007-PLN-AGE-58-52-6502-R04	Foundation Plan	STRUCTURAL - 1	vendor	Approval	4
6007-PLN-AGE-58-52-6503-R04	Section and Details I	STRUCTURAL - 1	vendor	Approval	4
6007-PLN-AGE-58-52-6505-R02	Cover Sheet	STRUCTURAL - 1	vendor	Approval	2
6007-PLN-AGE-58-52-6506-R02	General Notes	STRUCTURAL - 1	vendor	Approval	2
6007-PLN-AGE-58-52-6507-R02	Foundation Plan	STRUCTURAL - 1	vendor	Approval	2
6007-PLN-AGE-58-52-6508-R02	Section and Details I	STRUCTURAL - 1	vendor	Approval	2
6007-PLN-AGE-58-52-6509-R03	Section and Details II	STRUCTURAL - 1	vendor	Approval	3
6007-CAL-AGE-58-52-6500	Calculation Report	STRUCTURAL - 1	vendor	Approval	0
6007-CAL-AGE-58-52-6505-R02	Calculation Report	STRUCTURAL - 1	vendor	Approval	2
6007-LIS-AGE-58-52-6505-R02	Coordinates List	STRUCTURAL - 1	vendor	Approval	2
6007-PLN-AGE-58-52-6400-RO3	Cover sheet	STRUCTURAL - 1	vendor	Approval	3
6007-PLN-AGE-58-52-6401-R03	General Notes	STRUCTURAL - 1	vendor	Approval	3
6007-PLN-AGE-58-52-6402-R03	Foundation Plan	STRUCTURAL - 1	vendor	Approval	3
6007-PLN-AGE-58-52-6404-R04	Section and Details I	STRUCTURAL - 1	vendor	Approval	4
6007-PLN-AGE-58-52-6405-R04	Section and Details II	STRUCTURAL - 1	vendor	Approval	4
6007-CAL-AGE-58-52-6400-RO3	Calculation Report	STRUCTURAL - 1	vendor	Approval	3
6007-LIS-AGE-58-52-6400-RO1	Coordinates List	STRUCTURAL - 1	vendor	Approval	1
6007-CAL-AGE-57-52-6601-RO2	Coordinates List	STRUCTURAL - 1	vendor	Approval	2
6007-PLN-AGE-57-52-6600-RO2	Cover Sheet	STRUCTURAL - 1	vendor	Approval	2
6007-PLN-AGE-57-52-6601-RO2	General Notes	STRUCTURAL - 1	vendor	Approval	2
6007-PLN-AGE-57-52-6602-RO2	East & West Area Foundations Plan	STRUCTURAL - 1	vendor	Approval	2
6007-PLN-AGE-57-52-6603-RO2	North & South Area Foundations Plan	STRUCTURAL - 1	vendor	Approval	2
6007-PLN-AGE-57-52-6604-RO2	Section & Details I	STRUCTURAL - 1	vendor	Approval	2
6007-PLN-AGE-57-52-6605-RO2	Section & Details II	STRUCTURAL - 1	vendor	Approval	2
6007-PLN-AGE-57-52-6606-RO2	Section & Details III	STRUCTURAL - 1	vendor	Approval	2
6007-PLN-AGE-57-52-6607-RO2	Section & Details IV	STRUCTURAL - 1	vendor	Approval	2
6007-PLN-AGE-57-52-6608-RO2	Section & Details V	STRUCTURAL - 1	vendor	Approval	2
6007-PLN-AGE-57-52-6610-RO2	Section & Details VII	STRUCTURAL - 1	vendor	Approval	2
6007-PLN-AGE-57-52-6611-RO0	Section & Details VIII	STRUCTURAL - 1	vendor	Approval	0
6007-PLN-AGE-40-52-4100-R03	Cover sheet	STRUCTURAL - 1	vendor	Approval	3
6007-PLN-AGE-40-52-4120-R03	General notes	STRUCTURAL - 1	vendor	Approval	3
6007-PLN-AGE-40-52-4140-R03	Arrangment plan view	STRUCTURAL - 1	vendor	Approval	3
6007-PLN-AGE-40-52-4141-R03	Mat bottom reinforcement	STRUCTURAL - 1	vendor	Approval	3
6007-PLN-AGE-40-52-4142-R03	Mat top reinforcement	STRUCTURAL - 1	vendor	Approval	3
6007-PLN-AGE-40-52-4143-R01	Extra top reinforcement	STRUCTURAL - 1	vendor	Approval	1
6007-PLN-AGE-40-52-4144-R01	Extra bottom reinforcement	STRUCTURAL - 1	vendor	Approval	1
6007-PLN-AGE-40-52-4145-R01	Mat reinforcement details	STRUCTURAL - 1	vendor	Approval	1
6007-PLN-AGE-40-52-4150-R01	Drainage	STRUCTURAL - 1	vendor	Approval	1
6007-PLN-AGE-40-52-4160-R01	Pier and rack support anchor layout	STRUCTURAL - 1	vendor	Approval	1
6007-PLN-AGE-40-52-4161-R01	Pier and rack support anchor details	STRUCTURAL - 1	vendor	Approval	1
6007-PLN-AGE-40-52-4162-R01	Anchor bolts. Assemblies and details	STRUCTURAL - 1	vendor	Approval	1
6007-PLN-AGE-40-52-4163-R01	Skid and bench support layout	STRUCTURAL - 1	vendor	Approval	1
6007-PLN-AGE-40-52-4164-R01	Skid support details	STRUCTURAL - 1	vendor	Approval	1
6007-PLN-AGE-40-52-4173-R01	Skid support layout	STRUCTURAL - 1	vendor	Approval	1
6007-CAL-AGE-40-52-4000	WTP foundation calc report	STRUCTURAL - 1	vendor	Approval	3
6007-PLN-AGE-40-52-8100-R03	Cover sheet	STRUCTURAL - 1	vendor	Approval	3
6007-PLN-AGE-40-52-8120-R03	General notes	STRUCTURAL - 1	vendor	Approval	3
6007-PLN-AGE-40-52-8140-R03	Arrangment plan view	STRUCTURAL - 1	vendor	Approval	3
6007-PLN-AGE-40-52-8141-R03	Mat bottom reinforcement	STRUCTURAL - 1	vendor	Approval	3
6007-PLN-AGE-40-52-8142-R03	Mat top reinforcement	STRUCTURAL - 1	vendor	Approval	3
6007-PLN-AGE-40-52-8143-R01	Extra top reinforcement	STRUCTURAL - 1	vendor	Approval	1
6007-PLN-AGE-40-52-8144-R01	Extra bottom reinforcement	STRUCTURAL - 1	vendor	Approval	1
6007-CAL-AGE-74-52-2000-R02	Calculation Report	STRUCTURAL - 1	vendor	Approval	2
6007-PLN-AGE-74-52-2000-R01	Cover Sheet	STRUCTURAL - 1	vendor	Approval	1
6007-PLN-AGE-74-52-2001-R01	General Notes	STRUCTURAL - 1	vendor	Approval	1
6007-PLN-AGE-74-52-2002-R01	Plan Layout	STRUCTURAL - 1	vendor	Approval	1
6007-PLN-AGE-74-52-2003-R01	Bottom Reinforcement Plan & Details	STRUCTURAL - 1	vendor	Approval	1
6007-PLN-AGE-74-52-2004-R01	Top Reinforcement Plan & Details	STRUCTURAL - 1	vendor	Approval	1
6007-PLN-AGE-74-52-2005-R01	Sections	STRUCTURAL - 1	vendor	Approval	1
6007-PLN-AGE-74-52-2006-R01	Sections & Details	STRUCTURAL - 1	vendor	Approval	1
6007-PLN-AGE-74-52-2007-R01	Pedestal Details	STRUCTURAL - 1	vendor	Approval	1
6007-CAL-AGE-74-52-6000-R02	Calculation Report	STRUCTURAL - 1	vendor	Approval	2
6007-PLN-AGE-74-52-6000-R01	Cover Sheet	STRUCTURAL - 1	vendor	Approval	1
6007-PLN-AGE-74-52-6001-R01	General Notes	STRUCTURAL - 1	vendor	Approval	1
6007-PLN-AGE-74-52-6002-R01	Plan Layout	STRUCTURAL - 1	vendor	Approval	1
6007-PLN-AGE-74-52-6003-R01	Bottom Reinforcement Plan & Details	STRUCTURAL - 1	vendor	Approval	1
6007-PLN-AGE-74-52-6004-R01	Top Reinforcement Plan & Details	STRUCTURAL - 1	vendor	Approval	1
6007-PLN-AGE-74-52-6005-R01	Sections	STRUCTURAL - 1	vendor	Approval	1
6007-PLN-AGE-74-52-6006-R01	Sections & Details	STRUCTURAL - 1	vendor	Approval	1
6007-PLN-AGE-74-52-6007-R01	Pedestal Details	STRUCTURAL - 1	vendor	Approval	1
6007-CAL-FWE-21-61-0005	Feedwater and Steam Pipng Stress Analysis Report	STRUCTURAL - 1	vendor	Approval	0
6007-PLN-AGE-41-52-4000-R02	Cover sheet	STRUCTURAL - 1	vendor	Approval	2
6007-PLN-AGE-41-52-4020-R02	General notes	STRUCTURAL - 1	vendor	Approval	2
6007-PLN-AGE-41-52-4040-R03	Foundation Plan	STRUCTURAL - 1	vendor	Approval	3
6007-CAL-AGE-41-52-4000-R04	Calculation report	STRUCTURAL - 1	vendor	Approval	4
6007-PLN-AGE-41-52-8000-R02	Cover sheet	STRUCTURAL - 1	vendor	Approval	2
6007-PLN-AGE-41-52-8020-R02	General notes	STRUCTURAL - 1	vendor	Approval	2
6007-PLN-AGE-41-52-8040-R03	Foundation Plan	STRUCTURAL - 1	vendor	Approval	3

Compliance No.:	GEN-2				
Job :	Mojave Solar Project				
Date: 02/06/14	Description: Structural Master Drawing List				
Sheet No.	Description	Applicable Condition of Certification	Vendor Supplied or EOR	Reason for Submittal	Revision
6007-CAL-AGE-41-52-8000-R04	Calculation report	STRUCTURAL - 1	vendor	Approval	4
6007-CAL-AGE-41-54-4000	Calculation report	STRUCTURAL - 1	vendor	Approval	2
6007-CAL-AGE-41-54-8000	Calculation report	STRUCTURAL - 1	vendor	Approval	2
6007-PLN-AGE-41-54-4000-R02	Cover sheet	STRUCTURAL - 1	vendor	Approval	2
6007-PLN-AGE-41-54-4020-R02	General notes	STRUCTURAL - 1	vendor	Approval	2
6007-PLN-AGE-41-54-4040-R02	Structure Plan	STRUCTURAL - 1	vendor	Approval	2
6007-PLN-AGE-41-54-8000-R02	Cover sheet	STRUCTURAL - 1	vendor	Approval	2
6007-PLN-AGE-41-54-8020-R02	General notes	STRUCTURAL - 1	vendor	Approval	2
6007-PLN-AGE-41-54-8040-R02	Structure Plan	STRUCTURAL - 1	vendor	Approval	2
6007-PLN-AGE-41-57-4000-R00	Architectural details	STRUCTURAL - 1	vendor	Approval	0
6007-PLN-AGE-41-57-8000-R00	Architectural details	STRUCTURAL - 1	vendor	Approval	0
6007-CAL-ATD-23-33-E048	Mojave Substations Grounding Calculations	STRUCTURAL - 1	vendor	Approval	0
6007-PLN-ATD-23-33-E041	Grounding Plan	STRUCTURAL - 1	vendor	Approval	1
6007-PLN-ATD-23-33-E042	Grounding Details	STRUCTURAL - 1	vendor	Approval	1
6007-PLN-ATD-23-33-E051	Duct Bank and Conduit Plan	STRUCTURAL - 1	vendor	Approval	1
6007-PLN-ATD-23-32-E052	Duct Bank and Conduit Details	STRUCTURAL - 1	vendor	Approval	0
6007-PLN-ATD-23-57-C091	Site preparation	STRUCTURAL - 1	vendor	Approval	0
BV Comments-ATD struct 1-8.00	BV Comments-ATD struct 1-8.00 PC4 april12 grounding	STRUCTURAL - 1	vendor	Approval	na
6007-PLN-ATD-23-02-E101	general installation relay house	STRUCTURAL - 1	vendor	Approval	na
6007-INF-ATD-23-50-E002	MPT firewall detail	STRUCTURAL - 1	vendor	Approval	A
6007-CAL-ATD-23-52-C070.Rev E	Other Foundation Calculations	STRUCTURAL - 1	vendor	Approval	E
6007-PLN-ATD-23-57-C074.Rev 2	Foundation Det. Fire wall MPT1	STRUCTURAL - 1	vendor	Approval	2
BV comments Mojave SEfirewallApr12	Abengoa T&D responses	STRUCTURAL - 1	vendor	Approval	na
Abengoa Mojave Solar memo #2	Explanation Memo #2	STRUCTURAL - 1	vendor	Approval	na
Abengoa T&D memo MPT Firewall hole	Explanation Memo #1	STRUCTURAL - 1	vendor	Approval	na
6007-PLN-FWE-21-52-0102	PIPE SUPPORTS DETAILS BASE. PLATES AND ANCHOR RODS	STRUCTURAL - 1	vendor	Approval	3
6007-PLN-FWE-21-54-0401	TYPICAL PIPE HANDRAIL, STAIRWAY AND GRATING DETAILS	STRUCTURAL - 1	vendor	Approval	1
6007-PLN-FWE-21-54-0402	TYPICAL PIPE HANDRAIL, STAIRWAY AND GRATING DETAILS	STRUCTURAL - 1	vendor	Approval	1
6007-PLN-FWE-21-54-0403	TYPICAL DETAILS	STRUCTURAL - 1	vendor	Approval	1
6007-PLN-FWE-21-52-0002	Structural Base Loads	STRUCTURAL - 1	vendor	Approval	3
6007-PLN-FWE-21-52-0003	Base Loads Table. Main & Auxiliary Platforms	STRUCTURAL - 1	vendor	Approval	2
6007-PLN-FWE-21-52-0004	Base Loads Table. Piping Supports	STRUCTURAL - 1	vendor	Approval	2
6007-PLN-FWE-21-52-0201	Equipment Base Loads Details	STRUCTURAL - 1	vendor	Approval	4
6007-PLN-FWE-21-52-0202	Structural Base Loads Details	STRUCTURAL - 1	vendor	Approval	4
6007-PLN-FWE-21-52-0211	Equipment Base Plate Details	STRUCTURAL - 1	vendor	Approval	2
6007-PLN-FWE-21-54-0301	Main Structure	STRUCTURAL - 1	vendor	Approval	4
6007-PLN-FWE-21-54-0302	Main Structure. Bents 1 to 7	STRUCTURAL - 1	vendor	Approval	2
6007-PLN-FWE-21-54-0303	Main Structure. Bents A/M &B/N	STRUCTURAL - 1	vendor	Approval	2
6007-PLN-FWE-21-54-0304	Main Structure. Plan View	STRUCTURAL - 1	vendor	Approval	2
6007-PLN-FWE-21-54-0305	Auxiliary Structure. Platforms	STRUCTURAL - 1	vendor	Approval	4
6007-PLN-FWE-21-54-0306	MAIN STRUCTURE - P. V. - LEVELS +17' 11 3/4" +39' 6 3/4" & +50' 7 3/4"	STRUCTURAL - 1	vendor	Approval	4
6007-PLN-FWE-21-54-0307	MAIN STRUCTURE - PLANT VIEW - GRATING LEVELS	STRUCTURAL - 1	vendor	Approval	3
6007-PLN-FWE-21-54-0311	Auxiliary Structure. Piping Supports -I-	STRUCTURAL - 1	vendor	Approval	2
6007-PLN-FWE-21-54-0312	AUXILIARY STRUCTURE PIPING SUPPORTS-2-	STRUCTURAL - 1	vendor	Approval	2
6007-PLN-FWE-21-54-0321	DRUM SADDLE FOR ERECTION - GENERAL ARRANGEMENT & SECTIONS	STRUCTURAL - 1	vendor	Approval	2
6007-PLN-FWE-21-54-0351	MAIN STRUCTURE - DETAILS SERIAL A & B	STRUCTURAL - 1	vendor	Approval	2
6007-PLN-FWE-21-54-0352	MAIN STRUCTURE - DETAILS SERIAL C - D & E	STRUCTURAL - 1	vendor	Approval	2
2804-CAL-12-2-15-01	Structural Engineering Design Report_13_04_05	STRUCTURAL - 1	vendor	Approval	1
2804-CAL-12-2-15-02	na	STRUCTURAL - 1	vendor	Approval	0
6007-PLN-AGE-58-52-3410-R02	Cover sheet	STRUCTURAL - 1	vendor	Approval	2
6007-PLN-AGE-58-52-3411-R02	General notes	STRUCTURAL - 1	vendor	Approval	2
6007-PLN-AGE-58-52-3412-R02	Support foundation plan	STRUCTURAL - 1	vendor	Approval	2
6007-PLN-AGE-58-52-3413-R02	Data table	STRUCTURAL - 1	vendor	Approval	2
6007-PLN-AGE-58-52-3414-R02	Section and detail I	STRUCTURAL - 1	vendor	Approval	2
6007-PLN-AGE-58-52-3415-R02	Section and detail II	STRUCTURAL - 1	vendor	Approval	2
6007-CAL-AGE-58-52-3410-R02	Calc report	STRUCTURAL - 1	vendor	Approval	2
6007-PLN-AGE-58-52-7410-R02	Cover sheet	STRUCTURAL - 1	vendor	Approval	2
6007-PLN-AGE-58-52-7411-R02	General notes	STRUCTURAL - 1	vendor	Approval	2
6007-PLN-AGE-58-52-7412-R02	Support foundation plan	STRUCTURAL - 1	vendor	Approval	2
6007-PLN-AGE-58-52-7413-R02	Data table	STRUCTURAL - 1	vendor	Approval	2
6007-PLN-AGE-58-52-7414-R02	Section and detail I	STRUCTURAL - 1	vendor	Approval	2
6007-PLN-AGE-58-52-7415-R02	Section and detail II	STRUCTURAL - 1	vendor	Approval	2
6007-CAL-AGE-58-52-7461-R02	Calc report	STRUCTURAL - 1	vendor	Approval	2
6007-PLN-AGE-58-52-6400-R03	Cover sheet	STRUCTURAL - 1	vendor	Approval	3
6007-PLN-AGE-58-52-6401-R03	General Notes	STRUCTURAL - 1	vendor	Approval	3
6007-PLN-AGE-58-52-6402-R03	Foundation Plan	STRUCTURAL - 1	vendor	Approval	3
6007-PLN-AGE-58-52-6404-R04	Section and Details I	STRUCTURAL - 1	vendor	Approval	4
6007-PLN-AGE-58-52-6405-R04	Section and Details II	STRUCTURAL - 1	vendor	Approval	4
6007-CAL-AGE-58-52-6400-R04	Calculation Report	STRUCTURAL - 1	vendor	Approval	4
6007-LIS-AGE-58-52-6400-R01	Coordinates List	STRUCTURAL - 1	vendor	Approval	1
6007-PLN-AGE-58-52-3461-R02	Cover sheet	STRUCTURAL - 1	vendor	Approval	2
6007-PLN-AGE-58-52-3462-R02	General notes	STRUCTURAL - 1	vendor	Approval	2
6007-PLN-AGE-58-52-3463-R02	Support foundation plan	STRUCTURAL - 1	vendor	Approval	2
6007-PLN-AGE-58-52-3464-R00	Data table	STRUCTURAL - 1	vendor	Approval	0
6007-PLN-AGE-58-52-3465-R00	Section and detail I	STRUCTURAL - 1	vendor	Approval	0
6007-PLN-AGE-58-52-3466-R00	Section and detail II	STRUCTURAL - 1	vendor	Approval	0
6007-CAL-AGE-58-52-3461-R02	Calc report	STRUCTURAL - 1	vendor	Approval	2
6007-PLN-AGE-58-52-7461-R02	Cover sheet	STRUCTURAL - 1	vendor	Approval	2
6007-PLN-AGE-58-52-7462-R02	General notes	STRUCTURAL - 1	vendor	Approval	2
6007-PLN-AGE-58-52-7463-R02	Support foundation plan	STRUCTURAL - 1	vendor	Approval	2
6007-PLN-AGE-58-52-7464-R00	Data table	STRUCTURAL - 1	vendor	Approval	0
6007-PLN-AGE-58-52-7465-R00	Section and detail I	STRUCTURAL - 1	vendor	Approval	0
6007-PLN-AGE-58-52-7466-R00	Section and detail II	STRUCTURAL - 1	vendor	Approval	0
6007-CAL-AGE-58-52-7462-R02	Calc report	STRUCTURAL - 1	vendor	Approval	2
6007-PLN-AGE-58-54-3550-R02	Cover sheet	STRUCTURAL - 1	vendor	Approval	2
6007-PLN-AGE-58-54-3551-R02	General notes	STRUCTURAL - 1	vendor	Approval	2
6007-PLN-AGE-58-54-3552-R02	Plan view and details	STRUCTURAL - 1	vendor	Approval	2
6007-CAL-AGE-58-54-3550-R02	Calc report	STRUCTURAL - 1	vendor	Approval	2

Compliance No.:	GEN-2				
Job :	Mojave Solar Project				
Date: 02/06/14	Description: Structural Master Drawing List				
Sheet No.	Description	Applicable Condition of Certification	Vendor Supplied or EOR	Reason for Submittal	Revision
6007-PLN-AGE-58-54-7550-R02	Cover sheet	STRUCTURAL - 1	vendor	Approval	2
6007-PLN-AGE-58-54-7551-R02	General notes	STRUCTURAL - 1	vendor	Approval	2
6007-PLN-AGE-58-54-7552-R02	Plan view and details	STRUCTURAL - 1	vendor	Approval	2
6007-CAL-AGE-58-54-7550-R02	Calc report	STRUCTURAL - 1	vendor	Approval	2
6007-PLN-AGE-23-52-4000-R01	Cover sheet	STRUCTURAL - 1	vendor	Approval	1
6007-PLN-AGE-23-52-4020-R02	General notes	STRUCTURAL - 1	vendor	Approval	2
6007-PLN-AGE-23-52-4040-R02	Foundation Plan & details	STRUCTURAL - 1	vendor	Approval	2
6007-CAL-AGE-23-52-4000-R02	Calculation report	STRUCTURAL - 1	vendor	Approval	2
6007-PLN-AGE-23-52-8000-R01	Cover sheet	STRUCTURAL - 1	vendor	Approval	1
6007-PLN-AGE-23-52-8020-R02	General notes	STRUCTURAL - 1	vendor	Approval	2
6007-PLN-AGE-23-52-8040-R02	Foundation Plan & details	STRUCTURAL - 1	vendor	Approval	2
6007-CAL-AGE-23-52-8000-R02	Calculation report	STRUCTURAL - 1	vendor	Approval	2
6007-PLN-AGE-18-52-4200	Cover sheet	STRUCTURAL - 1	vendor	Approval	2
6007-PLN-AGE-18-52-4220	General notes	STRUCTURAL - 1	vendor	Approval	2
6007-PLN-AGE-18-52-4240	Foundation drawings	STRUCTURAL - 1	vendor	Approval	4
6007-CAL-AGE-18-52-4200	Calc report	STRUCTURAL - 1	vendor	Approval	3
6007-PLN-AGE-18-52-8200	Cover sheet	STRUCTURAL - 1	vendor	Approval	2
6007-PLN-AGE-18-52-8220	General notes	STRUCTURAL - 1	vendor	Approval	2
6007-PLN-AGE-18-52-8240	Foundation drawings	STRUCTURAL - 1	vendor	Approval	4
6007-CAL-AGE-18-52-8200	Calc report	STRUCTURAL - 1	vendor	Approval	3
6007-PLN-AGE-18-52-4300	Cover sheet	STRUCTURAL - 1	vendor	Approval	2
6007-PLN-AGE-18-52-4320	General notes	STRUCTURAL - 1	vendor	Approval	2
6007-PLN-AGE-18-52-4340	Foundation drawings	STRUCTURAL - 1	vendor	Approval	3
6007-CAL-AGE-18-52-4300	Calc report	STRUCTURAL - 1	vendor	Approval	3
6007-PLN-AGE-18-52-8300	Cover sheet	STRUCTURAL - 1	vendor	Approval	2
6007-PLN-AGE-18-52-8320	General notes	STRUCTURAL - 1	vendor	Approval	2
6007-PLN-AGE-18-52-8340	Foundation drawings	STRUCTURAL - 1	vendor	Approval	3
6007-CAL-AGE-18-52-8300	Calc report	STRUCTURAL - 1	vendor	Approval	3
6007-PLN-AGE-40-52-4100-R03	Cover sheet	STRUCTURAL - 1	vendor	Approval	2
6007-PLN-AGE-40-52-4120-R03	General notes	STRUCTURAL - 1	vendor	Approval	2
6007-PLN-AGE-40-52-4140-R03	Arrangment plan view	STRUCTURAL - 1	vendor	Approval	2
6007-PLN-AGE-40-52-4141-R03	Mat bottom reinforcement	STRUCTURAL - 1	vendor	Approval	2
6007-PLN-AGE-40-52-4142-R03	Mat top reinforcement	STRUCTURAL - 1	vendor	Approval	2
6007-PLN-AGE-40-52-4143-R01	Extra top reinforcement	STRUCTURAL - 1	vendor	Approval	0
6007-PLN-AGE-40-52-4144-R01	Extra bottom reinforcement	STRUCTURAL - 1	vendor	Approval	0
6007-PLN-AGE-40-52-4145-R01	Mat reinforcement details	STRUCTURAL - 1	vendor	Approval	0
6007-PLN-AGE-40-52-4150-R01	Drainage	STRUCTURAL - 1	vendor	Approval	0
6007-PLN-AGE-40-52-4160-R01	Pier and rack support anchor layout	STRUCTURAL - 1	vendor	Approval	0
6007-PLN-AGE-40-52-4161-R01	Pier and rack support anchor details	STRUCTURAL - 1	vendor	Approval	0
6007-PLN-AGE-40-52-4162-R01	Anchor bolts. Assemblies and details	STRUCTURAL - 1	vendor	Approval	0
6007-PLN-AGE-40-52-4163-R01	Skid and bench support layout	STRUCTURAL - 1	vendor	Approval	0
6007-PLN-AGE-40-52-4164-R01	Skid support details	STRUCTURAL - 1	vendor	Approval	0
6007-PLN-AGE-40-52-4173-R01	Skid support layout	STRUCTURAL - 1	vendor	Approval	0
6007-CAL-AGE-40-52-4000-R03	WTP foundation calc report	STRUCTURAL - 1	vendor	Approval	2
6007-PLN-AGE-40-52-8100-R03	Cover sheet	STRUCTURAL - 1	vendor	Approval	2
6007-PLN-AGE-40-52-8120-R03	General notes	STRUCTURAL - 1	vendor	Approval	2
6007-PLN-AGE-40-52-8140-R03	Arrangment plan view	STRUCTURAL - 1	vendor	Approval	2
6007-PLN-AGE-40-52-8141-R03	Mat bottom reinforcement	STRUCTURAL - 1	vendor	Approval	2
6007-PLN-AGE-40-52-8142-R03	Mat top reinforcement	STRUCTURAL - 1	vendor	Approval	2
6007-PLN-AGE-40-52-8143-R01	Extra top reinforcement	STRUCTURAL - 1	vendor	Approval	0
6007-PLN-AGE-40-52-8144-R01	Extra bottom reinforcement	STRUCTURAL - 1	vendor	Approval	0
6007-PLN-AGE-40-52-8145-R01	Mat reinforcement details	STRUCTURAL - 1	vendor	Approval	0
6007-PLN-AGE-40-52-8150-R01	Drainage	STRUCTURAL - 1	vendor	Approval	0
6007-PLN-AGE-40-52-8160-R01	Pier and rack support anchor layout	STRUCTURAL - 1	vendor	Approval	0
6007-PLN-AGE-40-52-8161-R01	Pier and rack support anchor details	STRUCTURAL - 1	vendor	Approval	0
6007-PLN-AGE-40-52-8162-R01	Anchor bolts. Assemblies and details	STRUCTURAL - 1	vendor	Approval	0
6007-PLN-AGE-40-52-8163-R01	Skid and bench support layout	STRUCTURAL - 1	vendor	Approval	0
6007-PLN-AGE-40-52-8164-R01	Skid support details	STRUCTURAL - 1	vendor	Approval	0
6007-PLN-AGE-40-52-8173-R01	Skid support layout	STRUCTURAL - 1	vendor	Approval	0
6007-CAL-AGE-40-52-8000-R03	WTP foundation calc report	STRUCTURAL - 1	vendor	Approval	2
6007-PLN-AGE-67-33-9803	Grounding in beta central plant	STRUCTURAL - 1	vendor	Approval	na
6007-CAL-AGE-57-52-3550-R01	Calculation Report	STRUCTURAL - 1	vendor	Approval	1
6007-PLN-AGE-57-52-3550-R02	Cover sheet	STRUCTURAL - 1	vendor	Approval	2
6007-PLN-AGE-57-52-3551-R02	General notes	STRUCTURAL - 1	vendor	Approval	2
6007-PLN-AGE-57-52-3552-R02	Plan View and Detils	STRUCTURAL - 1	vendor	Approval	2
6007-CAL-AGE-57-52-7550-R01	Calculation Report	STRUCTURAL - 1	vendor	Approval	1
6007-PLN-AGE-57-52-7550-R02	Cover sheet	STRUCTURAL - 1	vendor	Approval	2
6007-PLN-AGE-57-52-7551-R02	General notes	STRUCTURAL - 1	vendor	Approval	2
6007-PLN-AGE-57-52-7552-R02	Plan View and Detils	STRUCTURAL - 1	vendor	Approval	2
Addendum NO.4	Revised Update 3 to Addendum 4 to Geotechnical Evaluation: Power Blocks Water Treatment Plant	STRUCTURAL - 1	vendor	Approval	3
6007-CAL-CTS-58-52-1200-R1	STRUCTURAL CALCULATIONS	STRUCTURAL - 1	vendor	Approval	1
6007-PLN-CTS-58-52-1200-R1	GENERAL STRUCTURAL NOTES AND DETAILS	STRUCTURAL - 1	vendor	Approval	1
6007-PLN-CTS-58-52-1201-R1	FOUNDATION PLANS	STRUCTURAL - 1	vendor	Approval	1
6007-CAL-CTS-58-52-5200-R1	STRUCTURAL CALCULATIONS	STRUCTURAL - 1	vendor	Approval	1
6007-PLN-CTS-58-52-5200-R1	GENERAL STRUCTURAL NOTES AND DETAILS	STRUCTURAL - 1	vendor	Approval	1
6007-PLN-CTS-58-52-5201-R1	FOUNDATION PLANS	STRUCTURAL - 1	vendor	Approval	1
Anchor Bolt holes hitting Reinf	Anchor Bolt holes hitting Reinf	STRUCTURAL - 1	vendor	Approval	na
6007-PLN-AGE-58-52-2500-R01	Cover sheet	STRUCTURAL - 1	vendor	Approval	1
6007-PLN-AGE-58-52-2501-R01	General notes	STRUCTURAL - 1	vendor	Approval	1
6007-PLN-AGE-58-52-2502-R01	Plan View, Sections, and Details	STRUCTURAL - 1	vendor	Approval	1
6007-CAL-AGE-58-52-2500-R01	Calculation report	STRUCTURAL - 1	vendor	Approval	1
6007-PLN-AGE-58-52-6500-R01	Cover sheet	STRUCTURAL - 1	vendor	Approval	1
6007-PLN-AGE-58-52-6501-R01	General notes	STRUCTURAL - 1	vendor	Approval	1
6007-PLN-AGE-58-52-6502-R01	Plan View, Sections, and Details	STRUCTURAL - 1	vendor	Approval	1
6007-CAL-AGE-58-52-6500-R01	Calculation report	STRUCTURAL - 1	vendor	Approval	1
6007-PLN-AGE-58-52-3500-R01	Cover sheet	STRUCTURAL - 1	vendor	Approval	1
6007-PLN-AGE-58-52-3501-R01	General notes	STRUCTURAL - 1	vendor	Approval	1
6007-PLN-AGE-58-52-3502-R01	Plan View and Details	STRUCTURAL - 1	vendor	Approval	1

Compliance No.:	GEN-2				
Job :	Mojave Solar Project				
Date: 02/06/14	Description: Structural Master Drawing List				
Sheet No.	Description	Applicable Condition of Certification	Vendor Supplied or EOR	Reason for Submittal	Revision
6007-CAL-AGE-58-52-3500-R01	Calculation report	STRUCTURAL - 1	vendor	Approval	1
6007-PLN-AGE-58-52-7500-R01	Cover sheet	STRUCTURAL - 1	vendor	Approval	1
6007-PLN-AGE-58-52-7501-R01	General notes	STRUCTURAL - 1	vendor	Approval	1
6007-PLN-AGE-58-52-7502-R01	Plan View and Details	STRUCTURAL - 1	vendor	Approval	1
6007-CAL-AGE-58-52-7500-R01	Calculation report	STRUCTURAL - 1	vendor	Approval	1
6007-PLN-FWE-21-52-0102	PIPE SUPPORTS DETAILS BASE. PLATES AND ANCHOR RODS	STRUCTURAL - 1	vendor	Approval	3
6007-PLN-FWE-21-54-0401	TYPICAL PIPE HANDRAIL, STAIRWAY AND GRATING DETAILS	STRUCTURAL - 1	vendor	Approval	1
6007-PLN-FWE-21-54-0402	TYPICAL PIPE HANDRAIL, STAIRWAY AND GRATING DETAILS	STRUCTURAL - 1	vendor	Approval	1
6007-PLN-FWE-21-54-0403	TYPICAL DETAILS	STRUCTURAL - 1	vendor	Approval	1
6007-PLN-FWE-21-52-0002	Structural Base Loads	STRUCTURAL - 1	vendor	Approval	3
6007-PLN-FWE-21-52-0003	Base Loads Table. Main & Auxiliary Platforms	STRUCTURAL - 1	vendor	Approval	2
6007-PLN-FWE-21-52-0004	Base Loads Table. Piping Supports	STRUCTURAL - 1	vendor	Approval	2
6007-PLN-FWE-21-52-0201	Equipments Base Loads Details	STRUCTURAL - 1	vendor	Approval	4
6007-PLN-FWE-21-52-0202	Structural Base Loads Details	STRUCTURAL - 1	vendor	Approval	4
6007-PLN-FWE-21-52-0211	Equipment Base Plate Details	STRUCTURAL - 1	vendor	Approval	2
6007-PLN-FWE-21-54-0301	Main Structure	STRUCTURAL - 1	vendor	Approval	4
6007-PLN-FWE-21-54-0302	Main Structure. Bents 1 to 7	STRUCTURAL - 1	vendor	Approval	2
6007-PLN-FWE-21-54-0303	Main Structure. Bents A/M &B/N	STRUCTURAL - 1	vendor	Approval	2
6007-PLN-FWE-21-54-0304	Main Structure. Plan View	STRUCTURAL - 1	vendor	Approval	2
6007-PLN-FWE-21-54-0305	Auxiliary Structure. Platforms	STRUCTURAL - 1	vendor	Approval	4
6007-PLN-FWE-21-54-0306	MAIN STRUCTURE - P. V. - LEVELS +17' 11 3/4" +39' 6 3/4" & +50' 7 3/4"	STRUCTURAL - 1	vendor	Approval	4
6007-PLN-FWE-21-54-0307	MAIN STRUCTURE - PLANT VIEW - GRATING LEVELS	STRUCTURAL - 1	vendor	Approval	3
6007-PLN-FWE-21-54-0311	Auxiliary Structure. Piping Supports -I-	STRUCTURAL - 1	vendor	Approval	2
6007-PLN-FWE-21-54-0312	AUXILIARY STRUCTURE PIPPING SUPPORTS-2-	STRUCTURAL - 1	vendor	Approval	2
6007-PLN-FWE-21-54-0321	DRUM SADDLE FOR ERECTION - GENERAL ARRANGEMENT & SECTIONS	STRUCTURAL - 1	vendor	Approval	2
6007-PLN-FWE-21-54-0351	MAIN STRUCTURE - DETAILS SERIAL A & B	STRUCTURAL - 1	vendor	Approval	2
6007-PLN-FWE-21-54-0352	MAIN STRUCTURE - DETAILS SERIAL C - D & E	STRUCTURAL - 1	vendor	Approval	2
6007-CAL-FWE-21-52-0020	Structural Engineering Design Report_13_04_05	STRUCTURAL - 1	vendor	Approval	1
6007-CAL-FWE-21-61-0005	Feedwater and Steam Pipng Stress Analysis Report	STRUCTURAL - 1	vendor	Approval	0
6007-CAL-FWE-21-61-0006	HTF Oil Pipng Stress Analysis Report	STRUCTURAL - 1	vendor	Approval	0
6007-PLN-FWE-21-65-6001	PIPING GENERAL ARRANGEMENT AND TERMINAL POINTS	STRUCTURAL - 1	vendor	Approval	0
RESPONSE		STRUCTURAL - 1	vendor	Approval	
6007-PLN-AGE-58-52-2470-R05	Cover sheet	STRUCTURAL - 1	vendor	Approval	5
6007-PLN-AGE-58-52-2471-R03	General notes	STRUCTURAL - 1	vendor	Approval	3
6007-PLN-AGE-58-52-2472-R05	Basin layout	STRUCTURAL - 1	vendor	Approval	5
6007-PLN-AGE-58-52-2473-R04	Bsin Section & Details	STRUCTURAL - 1	vendor	Approval	4
6007-PLN-AGE-58-52-2474-R05	Detail 2	STRUCTURAL - 1	vendor	Approval	5
6007-PLN-AGE-58-52-2475-R03	Electrical Heater Foundation	STRUCTURAL - 1	vendor	Approval	3
6007-PLN-AGE-58-52-2476-R02	Coordinates	STRUCTURAL - 1	vendor	Approval	2
6007-CAL-AGE-58-52-2470-R03	Calculations	STRUCTURAL - 1	vendor	Approval	3
6007-PLN-AGE-58-52-6470-R05	Cover sheet	STRUCTURAL - 1	vendor	Approval	5
6007-PLN-AGE-58-52-6471-R03	General notes	STRUCTURAL - 1	vendor	Approval	3
6007-PLN-AGE-58-52-6472-R05	Basin layout	STRUCTURAL - 1	vendor	Approval	5
6007-PLN-AGE-58-52-6473-R04	Bsin Section & Details	STRUCTURAL - 1	vendor	Approval	4
6007-PLN-AGE-58-52-6474-R05	Detail 2	STRUCTURAL - 1	vendor	Approval	5
6007-PLN-AGE-58-52-6475-R03	Electrical Heater Foundation	STRUCTURAL - 1	vendor	Approval	3
6007-PLN-AGE-58-52-6476-R02	Coordinates	STRUCTURAL - 1	vendor	Approval	2
6007-CAL-AGE-58-52-6470-R03	Calculations	STRUCTURAL - 1	vendor	Approval	3
6007-PLN-AGE-12-51-4001-R03	Cover sheet	STRUCTURAL - 1	vendor	Approval	3
6007-PLN-AGE-12-50-4001-R04	General notes	STRUCTURAL - 1	vendor	Approval	4
6007-PLN-AGE-12-57-4001-R04	Architectural Definitions - Floor Plan	STRUCTURAL - 1	vendor	Approval	4
6007-PLN-AGE-12-57-4002-R04	Architectural Definitions - Roof and utility Support Plans	STRUCTURAL - 1	vendor	Approval	4
6007-PLN-AGE-12-57-4003-R04	Architectural Definitions - Exterior Elevations-Sheet 1	STRUCTURAL - 1	vendor	Approval	4
6007-PLN-AGE-12-57-4004-R04	Architectural Definitions - Exterior Elevations-Sheet 2	STRUCTURAL - 1	vendor	Approval	4
6007-PLN-AGE-12-57-4005-R04	Architectural Definitions - Building Sections	STRUCTURAL - 1	vendor	Approval	4
6007-PLN-AGE-12-57-4006-R04	Architectural Definitions - Schedules & Details	STRUCTURAL - 1	vendor	Approval	4
6007-PLN-AGE-12-57-4007-R03	Architectural Definitions - Details	STRUCTURAL - 1	vendor	Approval	3
6007-PLN-AGE-12-51-8001-R03	Cover sheet	STRUCTURAL - 1	vendor	Approval	3
6007-PLN-AGE-12-50-8001-R04	General notes	STRUCTURAL - 1	vendor	Approval	4
6007-PLN-AGE-12-57-8001-R04	Architectural Definitions - Floor Plan	STRUCTURAL - 1	vendor	Approval	4
6007-PLN-AGE-12-57-8002-R04	Architectural Definitions - Roof and utility Support Plans	STRUCTURAL - 1	vendor	Approval	4
6007-PLN-AGE-12-57-8003-R04	Architectural Definitions - Exterior Elevations-Sheet 1	STRUCTURAL - 1	vendor	Approval	4
6007-PLN-AGE-12-57-8004-R04	Architectural Definitions - Exterior Elevations-Sheet 2	STRUCTURAL - 1	vendor	Approval	4
6007-PLN-AGE-12-57-8005-R04	Architectural Definitions - Building Sections	STRUCTURAL - 1	vendor	Approval	4
6007-PLN-AGE-12-57-8006-R04	Architectural Definitions - Schedules & Details	STRUCTURAL - 1	vendor	Approval	4
6007-PLN-AGE-12-57-8007-R03	Architectural Definitions - Details	STRUCTURAL - 1	vendor	Approval	3
Plan Check Reply_STRUC-1-17.01-Alpha and Beta	na	STRUCTURAL - 1	vendor	Approval	na
6007-HDD-LEF-12-62-0013	MSDS Data Sheets	STRUCTURAL - 1	vendor	Approval	0
6007-CAL-AGE-12-52-4000-R03	Calculation Report for Water Treatment Building. Alpha Plant	STRUCTURAL - 1	vendor	Approval	3
6007-PLN-AGE-12-50-4000-R03	Alpha Plant. Water Treatment Building. General Notes	STRUCTURAL - 1	vendor	Approval	3
6007-PLN-AGE-12-51-4000-R03	Alpha Plant. Water Treatment Building. Cover Sheet	STRUCTURAL - 1	vendor	Approval	3
6007-PLN-AGE-12-54-4000-R03	Alpha Plant. Water Treatment Building. Structural Roof Framing Plan	STRUCTURAL - 1	vendor	Approval	3
6007-PLN-AGE-12-54-4001-R03	Alpha Plant. Water Treatment Building. Elevation - Sheet 1	STRUCTURAL - 1	vendor	Approval	3
6007-PLN-AGE-12-54-4002-R03	Alpha Plant. Water Treatment Building. Elevation - Sheet 2	STRUCTURAL - 1	vendor	Approval	3
6007-PLN-AGE-12-54-4003-R03	Alpha Plant. Water Treatment Building. Elevation - Sheet 3	STRUCTURAL - 1	vendor	Approval	3
6007-PLN-AGE-12-54-4004-R03	Alpha Plant. Water Treatment Building. Elevation - Sheet 4	STRUCTURAL - 1	vendor	Approval	3
6007-PLN-AGE-12-54-4005-R03	Alpha Plant. Water Treatment Building. Elevation - Sheet 5	STRUCTURAL - 1	vendor	Approval	3
6007-PLN-AGE-12-54-4006-R03	Alpha Plant. Water Treatment Building. Elevation - Sheet 6	STRUCTURAL - 1	vendor	Approval	3
6007-PLN-AGE-12-54-4007-R03	Alpha Plant. Water Treatment Building. Column Schedule	STRUCTURAL - 1	vendor	Approval	3
6007-PLN-AGE-12-54-4008-R03	Alpha Plant. Water Treatment Building. Achor Rods Assemblies, Structure and Details	STRUCTURAL - 1	vendor	Approval	3
6007-PLN-AGE-12-54-4009-R03	Alpha Plant. Water Treatment Building. Structural Connection Details	STRUCTURAL - 1	vendor	Approval	3
6007-PLN-AGE-12-54-4010-R03	Alpha Plant. Water Treatment Building. Structural Connection Details	STRUCTURAL - 1	vendor	Approval	3
6007-CAL-AGE-12-52-8000-R03	Calculation Report for Water Treatment Building. Beta Plant	STRUCTURAL - 1	vendor	Approval	3
6007-PLN-AGE-12-50-8000-R03	Beta Plant. Water Treatment Building. General Notes	STRUCTURAL - 1	vendor	Approval	3
6007-PLN-AGE-12-51-8000-R03	Beta Plant. Water Treatment Building. Cover Sheet	STRUCTURAL - 1	vendor	Approval	3
6007-PLN-AGE-12-54-8000-R03	Beta Plant. Water Treatment Building. Structural Roof Framing Plan	STRUCTURAL - 1	vendor	Approval	3
6007-PLN-AGE-12-54-8001-R03	Beta Plant. Water Treatment Building. Elevation - Sheet 1	STRUCTURAL - 1	vendor	Approval	3
6007-PLN-AGE-12-54-8002-R03	Beta Plant. Water Treatment Building. Elevation - Sheet 2	STRUCTURAL - 1	vendor	Approval	3

Compliance No.:	GEN-2				
Job :	Mojave Solar Project				
Date: 02/06/14	Description: Structural Master Drawing List				
Sheet No.	Description	Applicable Condition of Certification	Vendor Supplied or EOR	Reason for Submittal	Revision
6007-PLN-AGE-12-54-8003-R03	Beta Plant. Water Treatment Building. Elevation - Sheet 3	STRUCTURAL - 1	vendor	Approval	3
6007-PLN-AGE-12-54-8004-R03	Beta Plant. Water Treatment Building. Elevation - Sheet 4	STRUCTURAL - 1	vendor	Approval	3
6007-PLN-AGE-12-54-8005-R03	Beta Plant. Water Treatment Building. Elevation - Sheet 5	STRUCTURAL - 1	vendor	Approval	3
6007-PLN-AGE-12-54-8006-R03	Beta Plant. Water Treatment Building. Elevation - Sheet 6	STRUCTURAL - 1	vendor	Approval	3
6007-PLN-AGE-12-54-8007-R03	Beta Plant. Water Treatment Building. Column Schedule	STRUCTURAL - 1	vendor	Approval	3
6007-PLN-AGE-12-54-8008-R03	Beta Plant. Water Treatment Building. Achor Rods Assemblies, Structure and Details	STRUCTURAL - 1	vendor	Approval	3
6007-PLN-AGE-12-54-8009-R03	Beta Plant. Water Treatment Building. Structural Connection Details	STRUCTURAL - 1	vendor	Approval	3
6007-PLN-AGE-12-54-8010-R03	Beta Plant. Water Treatment Building. Structural Connection Details	STRUCTURAL - 1	vendor	Approval	3
6007-PLN-AGE-58-52-3465-R00	Rack 2 Plain View Details	STRUCTURAL - 1	vendor	Approval	0
6007-PLN-AGE-74-54-2000	Cover sheet	STRUCTURAL - 1	vendor	Approval	3
6007-PLN-AGE-74-54-2001	General notes	STRUCTURAL - 1	vendor	Approval	4
6007-PLN-AGE-74-54-2002	G.A. Plan (+2058.00") & Base plates	STRUCTURAL - 1	vendor	Approval	5
6007-PLN-AGE-74-54-2003	G.A. Plan (+2077.26")	STRUCTURAL - 1	vendor	Approval	5
6007-PLN-AGE-74-54-2004	G.A. Plan (+2100.83")	STRUCTURAL - 1	vendor	Approval	5
6007-PLN-AGE-74-54-2005	G.A. Plan (+2115.33")	STRUCTURAL - 1	vendor	Approval	5
6007-PLN-AGE-74-54-2006	G.A. Elevation at grid A	STRUCTURAL - 1	vendor	Approval	4
6007-PLN-AGE-74-54-2007	G.A. Elevation at grid B	STRUCTURAL - 1	vendor	Approval	4
6007-PLN-AGE-74-54-2008	G.A. Elevation at grid C	STRUCTURAL - 1	vendor	Approval	4
6007-PLN-AGE-74-54-2009	G.A. Elevation at grid 1 & 2	STRUCTURAL - 1	vendor	Approval	4
6007-PLN-AGE-74-54-2010	G.A. Elevation at grid 3 & 4	STRUCTURAL - 1	vendor	Approval	4
6007-PLN-AGE-74-54-2011	G.A. Elevation at grid 5 & 6	STRUCTURAL - 1	vendor	Approval	4
6007-PLN-AGE-74-54-2012	Stairs details	STRUCTURAL - 1	vendor	Approval	5
6007-PLN-AGE-74-54-2013	Sections & details	STRUCTURAL - 1	vendor	Approval	5
6007-CAL-AGE-74-54-2000	Calculation report	STRUCTURAL - 1	vendor	Approval	3
6007-PLN-AGE-74-54-6000	Cover sheet	STRUCTURAL - 1	vendor	Approval	3
6007-PLN-AGE-74-54-6001	General notes	STRUCTURAL - 1	vendor	Approval	3
6007-PLN-AGE-74-54-6002	G.A. Plan (+2066.00") & Base plates	STRUCTURAL - 1	vendor	Approval	4
6007-PLN-AGE-74-54-6003	G.A. Plan (+2085.26")	STRUCTURAL - 1	vendor	Approval	4
6007-PLN-AGE-74-54-6004	G.A. Plan (+2108.83")	STRUCTURAL - 1	vendor	Approval	4
6007-PLN-AGE-74-54-6005	G.A. Plan (+2123.33")	STRUCTURAL - 1	vendor	Approval	4
6007-PLN-AGE-74-54-6006	G.A. Elevation at grid A	STRUCTURAL - 1	vendor	Approval	3
6007-PLN-AGE-74-54-6007	G.A. Elevation at grid B	STRUCTURAL - 1	vendor	Approval	3
6007-PLN-AGE-74-54-6008	G.A. Elevation at grid C	STRUCTURAL - 1	vendor	Approval	3
6007-PLN-AGE-74-54-6009	G.A. Elevation at grid 1 & 2	STRUCTURAL - 1	vendor	Approval	3
6007-PLN-AGE-74-54-6010	G.A. Elevation at grid 3 & 4	STRUCTURAL - 1	vendor	Approval	3
6007-PLN-AGE-74-54-6011	G.A. Elevation at grid 5 & 6	STRUCTURAL - 1	vendor	Approval	3
6007-PLN-AGE-74-54-6012	Stairs details	STRUCTURAL - 1	vendor	Approval	4
6007-PLN-AGE-74-54-6013	Sections & details	STRUCTURAL - 1	vendor	Approval	4
6007-CAL-AGE-74-54-6000	Calculation report	STRUCTURAL - 1	vendor	Approval	2
6007-SKT-AGE-58-52-7403	Rack 1 foundation - Column Type 1 detail	STRUCTURAL - 1	vendor	Approval	0
6007-SKT-AGE-58-52-7404	Rack 1 foundation - Column Type 4 detail	STRUCTURAL - 1	vendor	Approval	0
6007-SKT-AGE-58-52-7405	Rack 1 foundation - Column Type 6 detail	STRUCTURAL - 1	vendor	Approval	0
6007-SKT-AGE-58-52-7406	Rack 1 foundation - Column Type 8 detail	STRUCTURAL - 1	vendor	Approval	0
6007-SKT-AGE-58-52-7407	Rack 1 foundation - Column Type 9 detail	STRUCTURAL - 1	vendor	Approval	0
RFI #002	NA	STRUCTURAL - 1	vendor	Approval	0
6007-PLN-AGE-57-54-6700	HTF bridge connection. Cover sheet	STRUCTURAL - 1	vendor	Approval	2
6007-PLN-AGE-57-54-6701	HTF bridge connection. General notes	STRUCTURAL - 1	vendor	Approval	2
6007-PLN-AGE-57-54-6702	HTF bridge connection. Plan view	STRUCTURAL - 1	vendor	Approval	0
6007-PLN-AGE-57-54-6703	HTF bridge connection. Connection plan views and details	STRUCTURAL - 1	vendor	Approval	1
6007-PLN-AGE-57-54-6704	HTF bridge connection. Elevation A & B	STRUCTURAL - 1	vendor	Approval	2
6007-PLN-AGE-57-54-6705	HTF bridge connection. Elevation frame 1 to 5	STRUCTURAL - 1	vendor	Approval	2
6007-PLN-AGE-57-54-6706	HTF bridge connection. Staircase and baseplate detail	STRUCTURAL - 1	vendor	Approval	2
6007-PLN-AGE-57-54-6707	HTF bridge connection. Connection details	STRUCTURAL - 1	vendor	Approval	3
6007-PLN-AGE-57-54-6708	HTF bridge connection. Connection details	STRUCTURAL - 1	vendor	Approval	3
6007-CAL-AGE-40-52-4500	Calculation Report	STRUCTURAL - 1	vendor	Approval	2
6007-PLN-AGE-40-52-4500	Cover sheet	STRUCTURAL - 1	vendor	Approval	2
6007-PLN-AGE-40-52-4520	General notes	STRUCTURAL - 1	vendor	Approval	3
6007-PLN-AGE-40-52-4540	Foundation details	STRUCTURAL - 1	vendor	Approval	3
6007-CAL-AGE-40-52-8500	Calculation Report	STRUCTURAL - 1	vendor	Approval	2
6007-PLN-AGE-40-52-8500	Cover sheet	STRUCTURAL - 1	vendor	Approval	2
6007-PLN-AGE-40-52-8520	General notes	STRUCTURAL - 1	vendor	Approval	3
6007-PLN-AGE-40-52-8540	Foundation details	STRUCTURAL - 1	vendor	Approval	3
6007-PLN-AGE-16-52-4000	Cover sheet	STRUCTURAL - 1	vendor	Approval	2
6007-PLN-AGE-16-52-4020	General notes	STRUCTURAL - 1	vendor	Approval	2
6007-PLN-AGE-16-52-4040	Foundation plan and details	STRUCTURAL - 1	vendor	Approval	3
6007-PLN-AGE-16-52-8000	Cover sheet	STRUCTURAL - 1	vendor	Approval	2
6007-PLN-AGE-16-52-8020	General notes	STRUCTURAL - 1	vendor	Approval	2
6007-PLN-AGE-16-52-8040	Foundation plan and details	STRUCTURAL - 1	vendor	Approval	3
6007-CAL-AGE-16-54-4000-R02.pdf	Calculation report	STRUCTURAL - 1	vendor	Approval	2
6007-PLN-AGE-16-54-4000-R05.pdf	Structure details	STRUCTURAL - 1	vendor	Approval	5
6007-CAL-AGE-16-54-8000-R02.pdf	Calculation report	STRUCTURAL - 1	vendor	Approval	2
6007-PLN-AGE-16-54-8000-R05.pdf	Structure details	STRUCTURAL - 1	vendor	Approval	5
6007-PLN-AGE-58-54-3502	Plan view	STRUCTURAL - 1	vendor	Approval	3
6007-PLN-AGE-58-54-3503	Sections & Details	STRUCTURAL - 1	vendor	Approval	3
6007-PLN-AGE-58-54-7502	Plan view	STRUCTURAL - 1	vendor	Approval	3
6007-PLN-AGE-58-54-7503	Sections & Details	STRUCTURAL - 1	vendor	Approval	3
6007-PLN-AGE-58-52-7502	Plan view & Details	STRUCTURAL - 1	vendor	Approval	3
6007-PLN-AGE-58-54-3575	Cover sheet	STRUCTURAL - 1	vendor	Approval	0
6007-PLN-AGE-58-54-3576	General notes	STRUCTURAL - 1	vendor	Approval	0
6007-PLN-AGE-58-54-3577	Plan view	STRUCTURAL - 1	vendor	Approval	0
6007-PLN-AGE-58-54-3578	Sections	STRUCTURAL - 1	vendor	Approval	0
6007-CAL-AGE-58-54-3575	Calculation report	STRUCTURAL - 1	vendor	Approval	0
6007-PLN-AGE-58-54-7575	Cover sheet	STRUCTURAL - 1	vendor	Approval	0
6007-PLN-AGE-58-54-7576	General notes	STRUCTURAL - 1	vendor	Approval	0
6007-PLN-AGE-58-54-7577	Plan view	STRUCTURAL - 1	vendor	Approval	0
6007-PLN-AGE-58-54-7578	Sections	STRUCTURAL - 1	vendor	Approval	0
6007-CAL-AGE-58-54-7575	Calculation report	STRUCTURAL - 1	vendor	Approval	0
6007-PLN-AGE-74-54-2020.pdf	Cover sheet	STRUCTURAL - 1	vendor	Approval	0

ABENER TEYMA
MOJAVE

Compliance No.:	GEN-2				
Job :	Mojave Solar Project				
Date: 02/06/14	Description: Structural Master Drawing List				
Sheet No.	Description	Applicable Condition of Certification	Vendor Supplied or EOR	Reason for Submittal	Revision
6007-PLN-AGE-74-54-2021.pdf	General notes	STRUCTURAL - 1	vendor	Approval	0
6007-PLN-AGE-74-54-2022.pdf	Plan & base plate details	STRUCTURAL - 1	vendor	Approval	0
6007-PLN-AGE-74-54-2023.pdf	Elevations	STRUCTURAL - 1	vendor	Approval	0
6007-PLN-AGE-74-54-2024.pdf	Connection details	STRUCTURAL - 1	vendor	Approval	0
6007-PLN-AGE-74-54-2025.pdf	Connection details	STRUCTURAL - 1	vendor	Approval	0
6007-PLN-AGE-74-54-6020.pdf	Cover sheet	STRUCTURAL - 1	vendor	Approval	0
6007-PLN-AGE-74-54-6021.pdf	General notes	STRUCTURAL - 1	vendor	Approval	0
6007-PLN-AGE-74-54-6022.pdf	Plan & base plate details	STRUCTURAL - 1	vendor	Approval	0
6007-PLN-AGE-74-54-6023.pdf	Elevations	STRUCTURAL - 1	vendor	Approval	0
6007-PLN-AGE-74-54-6024.pdf	Connection details	STRUCTURAL - 1	vendor	Approval	0
6007-PLN-AGE-74-54-6025.pdf	Connection details	STRUCTURAL - 1	vendor	Approval	0
A2.0 - Rev 0	Mojave Generating Station. Alpha Plant HTF North underground gate house NW Gate House Architectural Plans, Elevations & Sections	STRUCTURAL - 1	vendor	Approval	0
A4.0 - Rev 0	Mojave Generating Station. Alpha Plant HTF North underground gate house SW Gate House Architectural Plans, Elevations & Sections	STRUCTURAL - 1	vendor	Approval	0
A5.0 - Rev 0	Mojave Generating Station. Alpha Plant HTF North underground gate house SE Gate House Architectural Plans, Elevations & Sections	STRUCTURAL - 1	vendor	Approval	0
Mojave Solar Gate Houses Calcs	Mojave Generating Station. Alpha Plant HTF North underground gate house SW Gate House Architectural Plans, Elevations & Sections	STRUCTURAL - 1	vendor	Approval	0
S1.0 - Rev 0	Structural Calculations	STRUCTURAL - 1	vendor	Approval	0
S2.0 - Rev 0	GENERAL NOTES AND DETAILS	STRUCTURAL - 1	vendor	Approval	0
S3.0 - Rev 0	NORTH - WEST GATE HOUSE FOUNDATION PLAN AND FRAMING PLAN	STRUCTURAL - 1	vendor	Approval	0
S4.0 - Rev 0	NORTH - EAST GATE HOUSE FOUNDATION PLAN AND FRAMING PLAN	STRUCTURAL - 1	vendor	Approval	0
S5.0 - Rev 0	SOUTH - WEST GATE HOUSE FOUNDATION PLAN AND FRAMING PLAN	STRUCTURAL - 1	vendor	Approval	0
S6.0 - Rev 0	SOUTH - EAST GATE HOUSE FOUNDATION PLAN AND FRAMING PLAN	STRUCTURAL - 1	vendor	Approval	0
na	FOUNDATION DETAILS	STRUCTURAL - 1	vendor	Approval	0
6007-CAL-CTS-57-52-1700	Alpha - Calculations for Solar Field Electrical Building and Transformer foundations	STRUCTURAL - 1	vendor	Approval	0
6007-CAL-CTS-57-52-6700	Beta - Calculations for Solar Field Electrical Building and Transformer foundations	STRUCTURAL - 1	vendor	Approval	0
6007-PLN-CTS-57-52-1700	Field Alpha substation Electrical Buildings and Transformer General Structural Notes	STRUCTURAL - 1	vendor	Approval	0
6007-PLN-CTS-57-52-1701	Field Alpha substation Electrical Buildings and Transformer Foundation Plan	STRUCTURAL - 1	vendor	Approval	1
6007-PLN-CTS-57-52-1702	Field Alpha substation Electrical Buildings and Transformer Foundation Plan	STRUCTURAL - 1	vendor	Approval	1
6007-PLN-CTS-57-52-1703	Field Alpha substation Electrical Buildings and Transformer Foundation Details	STRUCTURAL - 1	vendor	Approval	1
6007-PLN-CTS-57-52-6700	Field Beta substation Electrical Buildings and Transformer General Structural Notes	STRUCTURAL - 1	vendor	Approval	0
6007-PLN-CTS-57-52-6701	Field Beta substation Electrical Buildings and Transformer Foundation Plan	STRUCTURAL - 1	vendor	Approval	1
6007-PLN-CTS-57-52-6702	Field Beta substation Electrical Buildings and Transformer Foundation Plan	STRUCTURAL - 1	vendor	Approval	1
6007-PLN-CTS-57-52-6703	Field Beta substation Electrical Buildings and Transformer Foundation Plan	STRUCTURAL - 1	vendor	Approval	1
6007-PLN-CTS-57-52-6704	Field Beta substation Electrical Buildings and Transformer Foundation Details	STRUCTURAL - 1	vendor	Approval	1
6007-PLN-ATM-57-52-1700-01	Alpha Partial Site Plan - Substation 101 Electrical Building	STRUCTURAL - 1	vendor	Approval	0
6007-PLN-ATM-57-52-1700-02	Alpha Partial Site Plan - Substation 102 Electrical Building	STRUCTURAL - 1	vendor	Approval	0
6007-PLN-ATM-57-52-1700-03	Alpha Partial Site Plan - Substation 103 Electrical Building	STRUCTURAL - 1	vendor	Approval	0
6007-PLN-ATM-57-52-1700-04	Alpha Partial Site Plan - Substation 104 Electrical Building	STRUCTURAL - 1	vendor	Approval	0
6007-PLN-ATM-57-52-6700-01	Beta Partial Site Plan - Substation 105 Electrical Building	STRUCTURAL - 1	vendor	Approval	0
6007-PLN-ATM-57-52-6700-02	Beta Partial Site Plan - Substation 106 Electrical Building	STRUCTURAL - 1	vendor	Approval	0
6007-PLN-ATM-57-52-6700-03	Beta Partial Site Plan - Substation 107 Electrical Building	STRUCTURAL - 1	vendor	Approval	0
6007-PLN-ATM-57-52-6700-04	Beta Partial Site Plan - Substation 108 Electrical Building	STRUCTURAL - 1	vendor	Approval	0
6007-PLN-ATM-57-52-6700-05	Beta Partial Site Plan - Substation 109 Electrical Building	STRUCTURAL - 1	vendor	Approval	0
Binder Layout.pdf	UPS Enclosure Drawings-Wall Elevations	STRUCTURAL - 1	vendor	Approval	D
6007-CAL-88-30-0001	Pier Foundation Loading	STRUCTURAL - 1	vendor	Approval	0
21316-B01-P3	UPS Enclosure Floor Cutout	STRUCTURAL - 1	vendor	Approval	D
6007-CTS-57-52 Electrical Bldg Comment Respons	Electrical Bldg Comment Response Letter	STRUCTURAL - 1	vendor	Approval	NA
STRUC-1-37.00-A&B G3	Response Letter	STRUCTURAL - 1	vendor	Approval	NA
6007-PLN-AGE-58-52-3502	Mojave Solar Project. Alpha Plant. Electric trays support II foundation. Plan view and details	STRUCTURAL - 1	vendor	Approval	3
6007-PLN-AGE-58-54-3502	Mojave Solar Project. Alpha Plant. Electric trays support II steel structure. Plan view	STRUCTURAL - 1	vendor	Approval	4
6007-PLN-AGE-58-52-7502	Mojave Solar Project. Beta Plant. Electric trays support II foundation. Plan view and details	STRUCTURAL - 1	vendor	Approval	4
6007-PLN-AGE-58-54-7502	Mojave Solar Project. Beta Plant. Electric trays support II steel structure. Plan view	STRUCTURAL - 1	vendor	Approval	4
Plan Check Reply_STRUCT-1-31.00-A&B MV-317 E	Plan Check Reply_STRUCT-1-31.00	STRUCTURAL - 1	vendor	Approval	NA
6007-PLN-ATP-00-50-S001	General Civil and Structural Notes	STRUCTURAL - 1	vendor	Approval	3
6007-CAL-AGE-25-52-4600	Calculation report for MV-317 Exhaust support foundation power block Alpha Plant	STRUCTURAL - 1	vendor	Approval	2
6007-CAL-AGE-25-52-8600	Calculation report for MV-317 Exhaust support foundation power block Beta Plant	STRUCTURAL - 1	vendor	Approval	2
6007-PLN-AGE-25-52-4600	Field Alpha MV-317 Exhaust support foundation Cover sheet	STRUCTURAL - 1	vendor	Approval	2
6007-PLN-AGE-25-52-4620	Field Alpha MV-317 Exhaust support foundation General Notes	STRUCTURAL - 1	vendor	Approval	2
6007-PLN-AGE-25-52-4640	Field Alpha MV-317 Exhaust support foundation Plan & Details	STRUCTURAL - 1	vendor	Approval	3
6007-PLN-AGE-25-52-8600	Field Beta MV-317 Exhaust support foundation Cover sheet	STRUCTURAL - 1	vendor	Approval	3
6007-PLN-AGE-25-52-8620	Field Beta MV-317 Exhaust support foundation General Notes	STRUCTURAL - 1	vendor	Approval	2
6007-PLN-AGE-25-52-8640	Field Beta MV-317 Exhaust support foundation Plan & Details	STRUCTURAL - 1	vendor	Approval	3
Appendix D	Appendix D	STRUCTURAL - 1	vendor	Approval	NA
Plan Check Reply_STRUCT-1-31.00-A&B MV-317 E	Plan Check Reply_STRUCT-1-31.00-A&B MV-317 Exhaust Support Foundations-PC2	STRUCTURAL - 1	vendor	Approval	NA
6007-PLN-ATP-00-50-S001	General Civil and Structural Notes	STRUCTURAL - 1	vendor	Approval	3
6007-CAL-AGE-25-54-4600	Calculation report for MV-317 Exhaust support structure Alpha Plant	STRUCTURAL - 1	vendor	Approval	1
6007-CAL-AGE-25-54-8600	Calculation report for MV-317 Exhaust support structure Beta Plant	STRUCTURAL - 1	vendor	Approval	1
6007-PLN-AGE-25-54-4600	Field Alpha MV-317 Exhaust support structure Cover sheet	STRUCTURAL - 1	vendor	Approval	2
6007-PLN-AGE-25-54-4620	Field Alpha MV-317 Exhaust support structure General Notes	STRUCTURAL - 1	vendor	Approval	2
6007-PLN-AGE-25-54-4640	Field Alpha MV-317 Exhaust support structure Plan & Details	STRUCTURAL - 1	vendor	Approval	2
6007-PLN-AGE-25-54-8600	Field Beta MV-317 Exhaust support structure Cover sheet	STRUCTURAL - 1	vendor	Approval	2
6007-PLN-AGE-25-54-8620	Field Beta MV-317 Exhaust support structure General Notes	STRUCTURAL - 1	vendor	Approval	2
6007-PLN-AGE-25-54-8640	Field Beta MV-317 Exhaust support structure Plan & Details	STRUCTURAL - 1	vendor	Approval	2
ASCE 7-05 12.9.4	Reports	STRUCTURAL - 1	vendor	Approval	NA
Check fo welding	Check fo welding	STRUCTURAL - 1	vendor	Approval	NA
6007-PLN-ATP-00-50-S001	General Civil and Structural Notes	STRUCTURAL - 1	vendor	Approval	3
6007-CAL-AGE-00-52-4600	Calculation report for Electrical Trays HTF Foundations Alpha Plant	STRUCTURAL - 1	vendor	Approval	1
6007-PLN-AGE-00-52-4600	Field Alpha Electric Trays HTF Foundations Cover Sheet	STRUCTURAL - 1	vendor	Approval	1
6007-PLN-AGE-00-52-4601	Field Alpha Electric Trays HTF Foundations General Notes	STRUCTURAL - 1	vendor	Approval	0
6007-PLN-AGE-00-52-4602	Field Alpha Electric Trays HTF Foundations Plan View I	STRUCTURAL - 1	vendor	Approval	0
6007-PLN-AGE-00-52-4603	Field Alpha Electric Trays HTF Foundations Plan View II	STRUCTURAL - 1	vendor	Approval	0
6007-PLN-AGE-00-52-4604	Field Alpha Electric Trays HTF Foundations Plan View III	STRUCTURAL - 1	vendor	Approval	1
6007-PLN-AGE-00-52-4605	Field Alpha Electric Trays HTF Foundations Coordinates	STRUCTURAL - 1	vendor	Approval	1
6007-PLN-AGE-00-52-4606	Field Alpha Electric Trays HTF Foundations Section and Details	STRUCTURAL - 1	vendor	Approval	0
6007-CAL-AGE-00-54-4600	Calculation report for Electrical Trays HTF Structures Alpha Plant	STRUCTURAL - 1	vendor	Approval	1
6007-PLN-AGE-00-54-4600	Field Alpha Electric Trays HTFStructures Cover Sheet	STRUCTURAL - 1	vendor	Approval	1
6007-PLN-AGE-00-54-4601	Field Alpha Electric Trays HTF Structures General Notes	STRUCTURAL - 1	vendor	Approval	0
6007-PLN-AGE-00-54-4602	Field Alpha Electric Trays HTF Structures Plan I View	STRUCTURAL - 1	vendor	Approval	0
6007-PLN-AGE-00-54-4603	Field Alpha Electric Trays HTF Structures Plan II View	STRUCTURAL - 1	vendor	Approval	0

Compliance No.:	GEN-2				
Job :	Mojave Solar Project				
Date: 02/06/14	Description: Structural Master Drawing List				
Sheet No.	Description	Applicable Condition of Certification	Vendor Supplied or EOR	Reason for Submittal	Revision
6007-PLN-AGE-00-54-4604	Field Alpha Electric Trays HTF Structures Plan III View	STRUCTURAL - 1	vendor	Approval	1
6007-PLN-AGE-00-54-4605	Field Alpha Electric Trays HTF Structures Coordinates I	STRUCTURAL - 1	vendor	Approval	0
6007-PLN-AGE-00-54-4606	Field Alpha Electric Trays HTF Structures Coordinates II	STRUCTURAL - 1	vendor	Approval	1
6007-PLN-AGE-00-54-4607	Field Alpha Electric Trays HTF Structures Coordinates III	STRUCTURAL - 1	vendor	Approval	0
6007-PLN-AGE-00-54-4608	Field Alpha Electric Trays HTF Structures Section and Details I	STRUCTURAL - 1	vendor	Approval	0
6007-PLN-AGE-00-54-4609	Field Alpha Electric Trays HTF Structures Section and Details II	STRUCTURAL - 1	vendor	Approval	0
6007-PLN-AGE-00-54-4610	Field Alpha Electric Trays HTF Structures Section and Details III	STRUCTURAL - 1	vendor	Approval	0
6007-CAL-AGE-00-52-8600	Calculation report for Electrical Trays HTF Foundations Beta Plant	STRUCTURAL - 1	vendor	Approval	1
6007-PLN-AGE-00-52-8600	Field Beta Electric Trays HTF Foundations Cover Sheet	STRUCTURAL - 1	vendor	Approval	1
6007-PLN-AGE-00-52-8601	Field Beta Electric Trays HTF Foundations General Notes	STRUCTURAL - 1	vendor	Approval	0
6007-PLN-AGE-00-52-8602	Field Beta Electric Trays HTF Foundations Plan I View	STRUCTURAL - 1	vendor	Approval	0
6007-PLN-AGE-00-52-8603	Field Beta Electric Trays HTF Foundations Plan II View	STRUCTURAL - 1	vendor	Approval	0
6007-PLN-AGE-00-52-8604	Field Beta Electric Trays HTF Foundations Plan III View	STRUCTURAL - 1	vendor	Approval	1
6007-PLN-AGE-00-52-8605	Field Beta Electric Trays HTF Foundations Coordinates	STRUCTURAL - 1	vendor	Approval	1
6007-PLN-AGE-00-52-8606	Field Beta Electric Trays HTF Foundations Section and Details	STRUCTURAL - 1	vendor	Approval	0
6007-CAL-AGE-00-54-8600	Calculation report for Electrical Trays HTF Structures Beta Plant	STRUCTURAL - 1	vendor	Approval	1
6007-PLN-AGE-00-54-8600	Field Beta Electric Trays HTF Structures Cover Sheet	STRUCTURAL - 1	vendor	Approval	1
6007-PLN-AGE-00-54-8601	Field Beta Electric Trays HTF Structures General Notes	STRUCTURAL - 1	vendor	Approval	0
6007-PLN-AGE-00-54-8602	Field Beta Electric Trays HTF Structures Plan I View	STRUCTURAL - 1	vendor	Approval	0
6007-PLN-AGE-00-54-8603	Field Beta Electric Trays HTF Structures Plan II View	STRUCTURAL - 1	vendor	Approval	0
6007-PLN-AGE-00-54-8604	Field Beta Electric Trays HTF Structures Plan III View	STRUCTURAL - 1	vendor	Approval	1
6007-PLN-AGE-00-54-8605	Field Beta Electric Trays HTF Structures Coordinates I	STRUCTURAL - 1	vendor	Approval	0
6007-PLN-AGE-00-54-8606	Field Beta Electric Trays HTF Structures Coordinates II	STRUCTURAL - 1	vendor	Approval	1
6007-PLN-AGE-00-54-8607	Field Beta Electric Trays HTF Structures Coordinates III	STRUCTURAL - 1	vendor	Approval	0
6007-PLN-AGE-00-54-8608	Field Beta Electric Trays HTF Structures Section and Details I	STRUCTURAL - 1	vendor	Approval	0
44539-Calculations	Calculation for Water Treatment Building	STRUCTURAL - 1	vendor	Approval	0
6007-PLN-ARB-12-52-0001	Alpha and Beta Plant Water Treatment Building Column Location Plan	STRUCTURAL - 1	vendor	Approval	0
6007-PLN-ARB-12-52-0002	Alpha and Beta Plant Water Treatment Building Lean-to Column Location Plan	STRUCTURAL - 1	vendor	Approval	0
6007-PLN-ARB-12-52-0003	Alpha and Beta Plant Water Treatment Building Column Base Plate Details	STRUCTURAL - 1	vendor	Approval	0
6007-PLN-ARB-12-52-0004	Alpha and Beta Plant Water Treatment Building Column Base Plate Details & Sections	STRUCTURAL - 1	vendor	Approval	0
6007-PLN-ARB-12-52-0005	Alpha and Beta Plant Water Treatment Building Col. React. & Nts for Lines B,C,D,E,F,G & Bracing	STRUCTURAL - 1	vendor	Approval	0
6007-PLN-ARB-12-52-0006	Alpha and Beta Plant Water Treatment Building Col. Reaction & Nts for Lines A & G & Endwall Col.	STRUCTURAL - 1	vendor	Approval	0
6007-PLN-ARB-12-52-0007	Alpha and Beta Plant Water Treatment Building Lean-to Column Reac.& Nts for Lines B,C,D & E.2	STRUCTURAL - 1	vendor	Approval	0
6007-PLN-ARB-12-52-0008	Alpha and Beta Plant Water Treatment Building Lean-to Column Reac.& Nts for Lines F.4 & G	STRUCTURAL - 1	vendor	Approval	0
6007-PLN-ARB-12-54-0001	Alpha and Beta Plant Water Treatment Building Structural Design & Mat'l Specifications	STRUCTURAL - 1	vendor	Approval	0
6007-PLN-ARB-12-54-0002	Alpha and Beta Plant Water Treatment Building Wind loads and Notes	STRUCTURAL - 1	vendor	Approval	0
6007-PLN-ARB-12-54-0003	Alpha and Beta Plant Water Treatment Building Roof Framing Plan & Wall F.O. description	STRUCTURAL - 1	vendor	Approval	0
6007-PLN-ARB-12-54-0004	Alpha and Beta Plant Water Treatment Building Lean-to Framing Plan	STRUCTURAL - 1	vendor	Approval	0
6007-PLN-ARB-12-54-0005	Alpha and Beta Plant Water Treatment Building Roof Sheeting Plan	STRUCTURAL - 1	vendor	Approval	0
6007-PLN-ARB-12-54-0006	Alpha and Beta Plant Water Treatment Building Lean-to Roof sheeting Plan	STRUCTURAL - 1	vendor	Approval	0
6007-PLN-ARB-12-54-0007	Alpha and Beta Plant Water Treatment Building Line 12 Elevations & Portal Detail	STRUCTURAL - 1	vendor	Approval	0
6007-PLN-ARB-12-54-0008	Alpha and Beta Plant Water Treatment Building Line 2 Elevations & Lean-to Rafter Support Detail	STRUCTURAL - 1	vendor	Approval	0
6007-PLN-ARB-12-54-0009	Alpha and Beta Plant Water Treatment Building Line 1 Structural & Sheeting Elevations	STRUCTURAL - 1	vendor	Approval	0
6007-PLN-ARB-12-54-0010	Alpha and Beta Plant Water Treatment Building Line A Structural & Sheeting Elevations	STRUCTURAL - 1	vendor	Approval	0
6007-PLN-ARB-12-54-0011	Alpha and Beta Plant Water Treatment Building Line G Structural & Sheeting Elevations	STRUCTURAL - 1	vendor	Approval	0
6007-PLN-ARB-12-54-0012	Alpha and Beta Plant Water Treatment Building Line B & F.4 Structural & Sheeting Elevations	STRUCTURAL - 1	vendor	Approval	0
6007-PLN-ARB-12-54-0013	Alpha and Beta Plant Water Treatment Building Line D Structural & Sheeting Elevations	STRUCTURAL - 1	vendor	Approval	0
6007-PLN-ARB-12-54-0014	Alpha and Beta Plant Water Treatment Building Line 2 & 12 Int. Wall Liner Elev. & Details	STRUCTURAL - 1	vendor	Approval	0
6007-PLN-ARB-12-54-0015	Alpha and Beta Plant Water Treatment Building Line A & G Int. Wall Liner Elev. & Details	STRUCTURAL - 1	vendor	Approval	0
6007-PLN-ARB-12-54-0016	Alpha and Beta Plant Water Treatment Building Line B, C,&D Rigid Frame Elevation	STRUCTURAL - 1	vendor	Approval	0
6007-PLN-ARB-12-54-0017	Alpha and Beta Plant Water Treatment Building Line E & F Rigid Frame Elevation	STRUCTURAL - 1	vendor	Approval	0
6007-PLN-ARB-12-54-0018	Alpha and Beta Plant Water Treatment Building Line G Rigid Frame Elevation	STRUCTURAL - 1	vendor	Approval	0
6007-PLN-ARB-12-54-0019	Alpha and Beta Plant Water Treatment Building Line E.2 Rigid Frame Elevation	STRUCTURAL - 1	vendor	Approval	0
6007-PLN-ARB-12-54-0020	Alpha and Beta Plant Water Treatment Building Line F.4 Rigid Frame Elevation	STRUCTURAL - 1	vendor	Approval	0
6007-PLN-ARB-12-54-0021	Alpha and Beta Plant Water Treatment Building Structural & Sheeting Details	STRUCTURAL - 1	vendor	Approval	0
6007-PLN-ARB-12-54-0022	Alpha and Beta Plant Water Treatment Building Structural & Sheeting Details	STRUCTURAL - 1	vendor	Approval	0
6007-PLN-ARB-12-54-0023	Alpha and Beta Plant Water Treatment Building Structural & Sheeting Details	STRUCTURAL - 1	vendor	Approval	0
6007-PLN-ARB-12-54-0024	Alpha and Beta Plant Water Treatment Building Standing Seam Roof Sheeting Details	STRUCTURAL - 1	vendor	Approval	0
6007-PLN-ARB-12-54-0025	Alpha and Beta Plant Water Treatment Building Standing Seam Roof Struc. Brc. Details	STRUCTURAL - 1	vendor	Approval	0
6007-PLN-ARB-12-54-0026	Alpha and Beta Plant Water Treatment Building Steel Fabrication Structural Weld Details	STRUCTURAL - 1	vendor	Approval	0
6007-PLN-ARB-12-54-0027	Alpha and Beta Plant Water Treatment Building Steel Fabrication Struct. Welding Procedure	STRUCTURAL - 1	vendor	Approval	0
6007-CAL-AGE-58-54-1100	CALCULATION REPORT FOR PSV PLATFORM IN SOUTH RACK 1. ALPHA PLANT	STRUCTURAL - 1	vendor	Approval	4
6007-PLN-AGE-58-54-1100	MOJAVE SOLAR PROJECT ALPHA SOLAR FIELD. PSV PLATFORM IN SOUTH RACK 1. COVER SHEET	STRUCTURAL - 1	vendor	Approval	4
6007-PLN-AGE-58-54-1101	MOJAVE SOLAR PROJECT ALPHA SOLAR FIELD. PSV PLATFORM IN SOUTH RACK 1.GENERAL NOTES	STRUCTURAL - 1	vendor	Approval	4
6007-PLN-AGE-58-54-1102	MOJAVE SOLAR PROJECT ALPHA SOLAR FIELD. PSV PLATFORM IN SOUTH RACK 1. PLAN, ELEVATION	STRUCTURAL - 1	vendor	Approval	5
6007-PLN-AGE-58-54-1103	MOJAVE SOLAR PROJECT ALPHA SOLAR FIELD. PSV PLATFORM IN SOUTH RACK 1. PLAN, ELEVATION AND DETAILS	STRUCTURAL - 1	vendor	Approval	4
6007-CAL-AGE-58-54-5100	CALCULATION REPORT FOR PSV PLATFORM IN SOUTH RACK 1. BETA PLANT	STRUCTURAL - 1	vendor	Approval	4
6007-PLN-AGE-58-54-5100	MOJAVE SOLAR PROJECT BETA SOLAR FIELD. PSV PLATFORM IN SOUTH RACK 1. COVER SHEET	STRUCTURAL - 1	vendor	Approval	4
6007-PLN-AGE-58-54-5101	MOJAVE SOLAR PROJECT BETA SOLAR FIELD. PSV PLATFORM IN SOUTH RACK 1.GENERAL NOTES	STRUCTURAL - 1	vendor	Approval	5
6007-PLN-AGE-58-54-5102	MOJAVE SOLAR PROJECT BETA SOLAR FIELD. PSV PLATFORM IN SOUTH RACK 1. PLAN, ELEVATION AND DETAILS	STRUCTURAL - 1	vendor	Approval	4
6007-PLN-AGE-58-54-5103	MOJAVE SOLAR PROJECT BETA SOLAR FIELD. PSV PLATFORM IN SOUTH RACK 1. PLAN, ELEVATION AND DETAILS	STRUCTURAL - 1	vendor	Approval	4
Revision letter_CIVIL-1-4.05	STRUC-1-4.05-PSV Platform in South Rack 1	STRUCTURAL - 1	vendor	Approval	NA
ab26_S0.1	General Structural Notes	STRUCTURAL - 1	vendor	Approval	4
ab26_S1.1	Mat Foundation Plan- Alpha Site	STRUCTURAL - 1	vendor	Approval	4
ab26_S2.1	Foor Framing Plan-Alpha Site	STRUCTURAL - 1	vendor	Approval	4
ab26_S3.1	Foundation Details	STRUCTURAL - 1	vendor	Approval	4
bb26_S0.1	General Structural Notes	STRUCTURAL - 1	vendor	Approval	4
bb26_S1.1	Mat Foundation Plan- Beta Site	STRUCTURAL - 1	vendor	Approval	4
bb26_S2.1	Foor Framing Plan-Beta Site	STRUCTURAL - 1	vendor	Approval	4
bb26_S3.1	Foundation Details	STRUCTURAL - 1	vendor	Approval	4
20130808_ds	Electrical Buildings Submittal -Cover Letter	STRUCTURAL - 1	vendor	Approval	NA
A1.0 - Rev 1	Mojave generating station. Alpha Plant HTF North underground gate house NW Gate House Architectural Plans, Elevations & Sections	STRUCTURAL - 1	vendor	Approval	1
A2.0 - Rev 1	Mojave generating station. Alpha Plant HTF North underground gate house NE Gate House Architectural Plans, Elevations & Sections	STRUCTURAL - 1	vendor	Approval	1
A3.0 - Rev 1	Mojave generating station. Alpha Plant HTF North underground gate house SW Gate House Architectural Plans, Elevations & Sections	STRUCTURAL - 1	vendor	Approval	1
A4.0 - Rev 1	Mojave generating station. Alpha Plant HTF North underground gate house SE Gate House Architectural Plans, Elevations & Sections	STRUCTURAL - 1	vendor	Approval	1
A5.0 - Rev 1	Mojave generating station. Alpha Plant HTF North underground gate house Gate House Architectural Details	STRUCTURAL - 1	vendor	Approval	1
Coversheet - Rev 1	Mojave generating station. Alpha Plant HTF North & South underground gate house Coversheet	STRUCTURAL - 1	vendor	Approval	1
Mojave Solar Gate Houses Calcs	Structural Calculations	STRUCTURAL - 1	vendor	Approval	1

ABENER TEYMA
MOJAVE

Compliance No.:	GEN-2				
Job :	Mojave Solar Project				
Date: 02/06/14	Description: Structural Master Drawing List				
Sheet No.	Description	Applicable Condition of Certification	Vendor Supplied or EOR	Reason for Submittal	Revision
Responses 7-11-13 to BV_Comment_Letter_-_CIVI	CIVIL-1-20.02-HTF Underground Crossing Tunnel Gate (Valve) Houses	STRUCTURAL - 1	vendor	Approval	
S1.0 - Rev 1	General Notes and Details	STRUCTURAL - 1	vendor	Approval	1
S1.1 - Rev 1	Statement of Special Inspections	STRUCTURAL - 1	vendor	Approval	1
S2.0 - Rev 1	North-West Gate House Foundation Plan and Framing Plan	STRUCTURAL - 1	vendor	Approval	1
S3.0 - Rev 1	North-East Gate House Foundation Plan and Framing Plan	STRUCTURAL - 1	vendor	Approval	1
S4.0 - Rev 1	South-West Gate House Foundation Plan and Framing Plan	STRUCTURAL - 1	vendor	Approval	1
S5.0 - Rev 1	South-East Gate House Foundation Plan and Framing Plan	STRUCTURAL - 1	vendor	Approval	1
S6.0 - Rev 1	Foundation and Framing Details	STRUCTURAL - 1	vendor	Approval	1
ab26_s01	General Notes	STRUCTURAL - 1	vendor	Approval	0
ab26_1	Building #26 Alpha Site Layout	STRUCTURAL - 1	vendor	Approval	0
ab26_2	Building #26 Alpha Site Embed Plate Layout	STRUCTURAL - 1	vendor	Approval	0
ab26_3	Building #26 Alpha Site Floor Framing Plan	STRUCTURAL - 1	vendor	Approval	0
ab26_4	Building #26 Alpha Site Detail	STRUCTURAL - 1	vendor	Approval	0
ab26_5	Building #26 Alpha Site Detail	STRUCTURAL - 1	vendor	Approval	0
ab26_6	Building #26 Alpha Site Assembly Plan	STRUCTURAL - 1	vendor	Approval	0
ab26_7	Building #26 Alpha Site Base Plan	STRUCTURAL - 1	vendor	Approval	0
ab26_8	Building #26 Alpha Site Base Plan	STRUCTURAL - 1	vendor	Approval	0
ab26_9	Building #26 Alpha Site Base Blockout Plan	STRUCTURAL - 1	vendor	Approval	0
ab26_10	Building #26 Alpha Site Base Blockout Plan	STRUCTURAL - 1	vendor	Approval	0
ab26_11	Building #26 Alpha Site Roof Plan	STRUCTURAL - 1	vendor	Approval	0
ab26_12	Building #26 Alpha Site Roof Plan	STRUCTURAL - 1	vendor	Approval	0
ab26_13	Building #26 Alpha Site Roof and Assembly Plan	STRUCTURAL - 1	vendor	Approval	0
ab26_14	Building #26 Alpha Site Wall Blockout Plan	STRUCTURAL - 1	vendor	Approval	0
ab26_15	Building #26 Alpha Site Wall Plan	STRUCTURAL - 1	vendor	Approval	0
ab26_16	Building #26 Alpha Site Wall Blockout Plan	STRUCTURAL - 1	vendor	Approval	0
ab26_17	Building #26 Alpha Site Wall Blockout Plan	STRUCTURAL - 1	vendor	Approval	0
ab26_18	Building #26 Alpha Site Wall Plan	STRUCTURAL - 1	vendor	Approval	0
ab26_19	Building #26 Alpha Site Wall Assembly Plan	STRUCTURAL - 1	vendor	Approval	0
ab26_20	Building #26 Alpha Site Wall Plan	STRUCTURAL - 1	vendor	Approval	0
ab26_21	Building #26 Alpha Site Wall Plan	STRUCTURAL - 1	vendor	Approval	0
ab26_22	Building #26 Alpha Site Wall Blockout Plan	STRUCTURAL - 1	vendor	Approval	0
ab26_23	Building #26 Alpha Site Wall Plan	STRUCTURAL - 1	vendor	Approval	0
ab26_24	Building #26 Alpha Site Wall Blockout Plan	STRUCTURAL - 1	vendor	Approval	0
ab26_25	Building #26 Alpha Site Wall Plan	STRUCTURAL - 1	vendor	Approval	0
ab26_26	Building #26 Alpha Site Wall Blockout Plan	STRUCTURAL - 1	vendor	Approval	0
ab26_27	Building #26 Alpha Site Wall Assembly Plan	STRUCTURAL - 1	vendor	Approval	0
ab26_28	Building #26 Alpha Site Wall Plan	STRUCTURAL - 1	vendor	Approval	0
ab26_29	Building #26 Alpha Site Wall Plan	STRUCTURAL - 1	vendor	Approval	0
ab26_30	Building #26 Alpha Site Wall Blockout Plan	STRUCTURAL - 1	vendor	Approval	0
ab26_31	Building #26 Alpha SiteWall Plan	STRUCTURAL - 1	vendor	Approval	0
ab26_32	Building #26 Alpha Site Wall Plan	STRUCTURAL - 1	vendor	Approval	0
ab26_33	Building #26 Alpha Site Wall Blockout Plan	STRUCTURAL - 1	vendor	Approval	0
ab26_34	Building #26 Alpha Site Wall Assembly Plan	STRUCTURAL - 1	vendor	Approval	0
ab26_35	Building #26 Alpha Site Wall Plan	STRUCTURAL - 1	vendor	Approval	0
ab26_36	Building #26 Alpha Site Wall Plan	STRUCTURAL - 1	vendor	Approval	0
ab26_37	Building #26 Alpha Site Wall Plan	STRUCTURAL - 1	vendor	Approval	0
ab26_38	Building #26 Alpha Site Wall Assembly Plan	STRUCTURAL - 1	vendor	Approval	0
ab26_39	Building #26 Alpha Site Wall Plan	STRUCTURAL - 1	vendor	Approval	0
ab26_40	Building #26 Alpha Site Wall Plan	STRUCTURAL - 1	vendor	Approval	0
ab26_41	Building #26 Alpha Site Wall Assembly Plan	STRUCTURAL - 1	vendor	Approval	0
ab26_42	Building #26 Alpha Site Wall Plan	STRUCTURAL - 1	vendor	Approval	0
ab26_43	Building #26 Alpha Site Rebar Plan	STRUCTURAL - 1	vendor	Approval	0
ab26_44	Building #26 Alpha Site Rebar Plan	STRUCTURAL - 1	vendor	Approval	0
ab26_45	Building #26 Alpha Site Roof Rebar Plan	STRUCTURAL - 1	vendor	Approval	0
ab26_46	Building #26 Alpha Site Roof Rebar Plan	STRUCTURAL - 1	vendor	Approval	0
ab26_47	Building #26 Alpha Site Wall Rebar	STRUCTURAL - 1	vendor	Approval	0
ab26_48	Building #26 Alpha Site Wall Rebar	STRUCTURAL - 1	vendor	Approval	0
ab26_49	Building #26 Alpha Site Wall Rebar	STRUCTURAL - 1	vendor	Approval	0
ab26_50	Building #26 Alpha Site Wall Rebar	STRUCTURAL - 1	vendor	Approval	0
ab26_51	Building #26 Alpha Site Wall Rebar	STRUCTURAL - 1	vendor	Approval	0
ab26_52	Building #26 Alpha Site Details	STRUCTURAL - 1	vendor	Approval	0
ab26_53	Building #26 Alpha Site Details	STRUCTURAL - 1	vendor	Approval	0
ab26_54	Building #26 Alpha Site Details	STRUCTURAL - 1	vendor	Approval	0
ab26_55	Building #26 Alpha Site Details	STRUCTURAL - 1	vendor	Approval	0
ab26_56	Building #26 Alpha Site Details	STRUCTURAL - 1	vendor	Approval	0
ab26_57	Building #26 Alpha Site Details	STRUCTURAL - 1	vendor	Approval	0
ab26_58	Building #26 Alpha Site Details	STRUCTURAL - 1	vendor	Approval	0
ab26_59	Building #26 Alpha Site Details	STRUCTURAL - 1	vendor	Approval	0
bb26_s01	General Structural Notes-Beta	STRUCTURAL - 1	vendor	Approval	4
bb26_1	Building #26 Beta Site Layout	STRUCTURAL - 1	vendor	Approval	0
bb26_2	Building #26 Beta Site Embed Plate Layout	STRUCTURAL - 1	vendor	Approval	0
bb26_3	Building #26 Beta Site Framing & Embed Plate layout	STRUCTURAL - 1	vendor	Approval	0
bb26_4	Building #26 Beta Site Detail	STRUCTURAL - 1	vendor	Approval	0
bb26_5	Building #26 Beta Site Detail	STRUCTURAL - 1	vendor	Approval	0
bb26_6	Building #26 Beta Site Base Assembly Plan	STRUCTURAL - 1	vendor	Approval	0
bb26_7	Building #26 Beta Site Base Plan	STRUCTURAL - 1	vendor	Approval	0
bb26_8	Building #26 Beta Site Base Plan	STRUCTURAL - 1	vendor	Approval	0
bb26_9	Building #26 Beta Site Base Blockout Plan	STRUCTURAL - 1	vendor	Approval	0
bb26_10	Building #26 Beta Site Base Blockout Plan	STRUCTURAL - 1	vendor	Approval	0
bb26_11	Building #26 Beta Site Roof Plan	STRUCTURAL - 1	vendor	Approval	0
bb26_12	Building #26 Beta Site Roof Plan	STRUCTURAL - 1	vendor	Approval	0
bb26_13	Building #26 Beta Site Roof and Assembly Plan	STRUCTURAL - 1	vendor	Approval	0
bb26_14	Building #26 Beta Site Wall Blockout Plan	STRUCTURAL - 1	vendor	Approval	0
bb26_15	Building #26 Beta Site Wall Plan	STRUCTURAL - 1	vendor	Approval	0
bb26_16	Building #26 Beta Site Wall Blockout Plan	STRUCTURAL - 1	vendor	Approval	0
bb26_17	Building #26 Beta Site Wall Blockout Plan	STRUCTURAL - 1	vendor	Approval	0
bb26_18	Building #26 Beta SiteWall Plan	STRUCTURAL - 1	vendor	Approval	0
bb26_19	Building #26 Beta Site Wall Assembly Plan	STRUCTURAL - 1	vendor	Approval	0

ABENER TEYMA
MOJAVE

Compliance No.:	GEN-2				
Job :	Mojave Solar Project				
Date: 02/06/14	Description: Structural Master Drawing List				
Sheet No.	Description	Applicable Condition of Certification	Vendor Supplied or EOR	Reason for Submittal	Revision
bb26_20	Building #26 Beta SiteWall Plan	STRUCTURAL - 1	vendor	Approval	0
bb26_21	Building #26 Beta Site Wall Plan	STRUCTURAL - 1	vendor	Approval	0
bb26_22	Building #26 Beta Site Wall Blockout Plan	STRUCTURAL - 1	vendor	Approval	0
bb26_23	Building #26 Beta Site Wall Plan	STRUCTURAL - 1	vendor	Approval	0
bb26_24	Building #26 Beta Site Wall Blockout Plan	STRUCTURAL - 1	vendor	Approval	0
bb26_25	Building #26 Beta Site Wall Plan	STRUCTURAL - 1	vendor	Approval	0
bb26_26	Building #26 Beta Site Wall Blockout Plan	STRUCTURAL - 1	vendor	Approval	0
bb26_27	Building #26 Beta Site Wall Assembly Plan	STRUCTURAL - 1	vendor	Approval	0
bb26_28	Building #26 Beta Site Wall Plan	STRUCTURAL - 1	vendor	Approval	0
bb26_29	Building #26 Beta Site Wall Plan	STRUCTURAL - 1	vendor	Approval	0
bb26_30	Building #26 Beta Site Wall Blockout Plan	STRUCTURAL - 1	vendor	Approval	0
bb26_31	Building #26 Beta Site Wall Plan	STRUCTURAL - 1	vendor	Approval	0
bb26_32	Building #26 Beta Site Wall Plan	STRUCTURAL - 1	vendor	Approval	0
bb26_33	Building #26 Beta Site Wall Blockout Plan	STRUCTURAL - 1	vendor	Approval	0
bb26_34	Building #26 Beta Site Wall Assembly Plan	STRUCTURAL - 1	vendor	Approval	0
bb26_35	Building #26 Beta Site Wall Plan	STRUCTURAL - 1	vendor	Approval	0
bb26_36	Building #26 Beta Site Wall Blockout Plan	STRUCTURAL - 1	vendor	Approval	0
bb26_37	Building #26 Beta Site Wall Blockout Plan	STRUCTURAL - 1	vendor	Approval	0
bb26_38	Building #26 Beta Site Wall Assembly Plan	STRUCTURAL - 1	vendor	Approval	0
bb26_39	Building #26 Beta SiteWall Plan	STRUCTURAL - 1	vendor	Approval	0
bb26_40	Building #26 Beta SiteWall Plan	STRUCTURAL - 1	vendor	Approval	0
bb26_41	Building #26 Beta Site Wall Assembly Plan	STRUCTURAL - 1	vendor	Approval	0
bb26_42	Building #26 Beta SiteWall Plan	STRUCTURAL - 1	vendor	Approval	0
bb26_43	Building #26 Beta SiteRebar Plan	STRUCTURAL - 1	vendor	Approval	0
bb26_44	Building #26 Beta Site Rebar Plan	STRUCTURAL - 1	vendor	Approval	0
bb26_45	Building #26 Beta Site Roof Rebar Plan	STRUCTURAL - 1	vendor	Approval	0
bb26_46	Building #26 Beta Site Roof Rebar Plan	STRUCTURAL - 1	vendor	Approval	0
bb26_47	Building #26 Beta Site Wall Rebar	STRUCTURAL - 1	vendor	Approval	0
bb26_48	Building #26 Beta Site Wall Rebar	STRUCTURAL - 1	vendor	Approval	0
bb26_49	Building #26 Beta Site Wall Rebar	STRUCTURAL - 1	vendor	Approval	0
bb26_50	Building #26 Beta Site Wall Rebar	STRUCTURAL - 1	vendor	Approval	0
bb26_51	Building #26 Beta Site Wall Rebar	STRUCTURAL - 1	vendor	Approval	0
bb26_52	Building #26 Beta Site Details	STRUCTURAL - 1	vendor	Approval	0
bb26_53	Building #26 Beta Site Details	STRUCTURAL - 1	vendor	Approval	0
bb26_54	Building #26 Beta Site Details	STRUCTURAL - 1	vendor	Approval	0
bb26_55	Building #26 Beta Site Details	STRUCTURAL - 1	vendor	Approval	0
bb26_56	Building #26 Beta Site Details	STRUCTURAL - 1	vendor	Approval	0
bb26_57	Building #26 Beta Site Details	STRUCTURAL - 1	vendor	Approval	0
bb26_58	Building #26 Beta Site Details	STRUCTURAL - 1	vendor	Approval	0
bb26_59	Building Assembly Plan	STRUCTURAL - 1	vendor	Approval	0
Cover Letter 20130812	Cover Letter	STRUCTURAL - 1	vendor	Approval	0
6007-PLN-AGE-57-31-6105_R2	Beta Plant Solar Field 105 LV & FO Cable Trenching Plan	STRUCTURAL - 1	vendor	Approval	R2
ab27_S0.1	General Structural Notes	STRUCTURAL - 1	vendor	Approval	4
ab27_S1.1	Mat Foundation Plan - Alpha Site	STRUCTURAL - 1	vendor	Approval	4
ab27_S2.1	Floor Framing Plan - Alpah Site	STRUCTURAL - 1	vendor	Approval	4
ab27_S3.1	Foundation Details	STRUCTURAL - 1	vendor	Approval	4
MojaveBldg27StrucCalcs	Structural Calculations	STRUCTURAL - 1	vendor	Approval	0
bb27_S0.1	General Structural Notes	STRUCTURAL - 1	vendor	Approval	4
bb27_S1.1	Mat Foundation Plan - Beta Site	STRUCTURAL - 1	vendor	Approval	4
bb27_S2.1	Floor Framing Plan - Beta Site	STRUCTURAL - 1	vendor	Approval	4
bb27_S3.1	Foundation Details	STRUCTURAL - 1	vendor	Approval	4
Response Letter_20130813	Abengoa Mojave Solar Electrical Building #27 Submittal	STRUCTURAL - 1	vendor	Approval	NA
6007-CAL-AGE-58-54-1100	CALCULATION REPORT FOR PSV PLATFORM IN SOUTH RACK 1. ALPHA PLANT	STRUCTURAL - 1	vendor	Approval	4
6007-PLN-AGE-58-54-1100	MOJAVE SOLAR PROJECT ALPHA SOLAR FIELD. PSV PLATFORM IN SOUTH RACK 1. COVER SHEET	STRUCTURAL - 1	vendor	Approval	4
6007-PLN-AGE-58-54-1101	MOJAVE SOLAR PROJECT ALPHA SOLAR FIELD. PSV PLATFORM IN SOUTH RACK 1.GENERAL NOTES	STRUCTURAL - 1	vendor	Approval	4
6007-PLN-AGE-58-54-1102	MOJAVE SOLAR PROJECT ALPHA SOLAR FIELD. PSV PLATFORM IN SOUTH RACK 1. PLAN, ELEVATION	STRUCTURAL - 1	vendor	Approval	5
6007-PLN-AGE-58-54-1103	MOJAVE SOLAR PROJECT ALPHA SOLAR FIELD. PSV PLATFORM IN SOUTH RACK 1. PLAN, ELEVATION AND DETAILS	STRUCTURAL - 1	vendor	Approval	4
6007-CAL-AGE-58-54-5100	CALCULATION REPORT FOR PSV PLATFORM IN SOUTH RACK 1. BETA PLANT	STRUCTURAL - 1	vendor	Approval	4
6007-PLN-AGE-58-54-5100	MOJAVE SOLAR PROJECT BETA SOLAR FIELD. PSV PLATFORM IN SOUTH RACK 1. COVER SHEET	STRUCTURAL - 1	vendor	Approval	4
6007-PLN-AGE-58-54-5101	MOJAVE SOLAR PROJECT BETA SOLAR FIELD. PSV PLATFORM IN SOUTH RACK 1.GENERAL NOTES	STRUCTURAL - 1	vendor	Approval	6
6007-PLN-AGE-58-54-5102	MOJAVE SOLAR PROJECT BETA SOLAR FIELD. PSV PLATFORM IN SOUTH RACK 1. PLAN, ELEVATION AND DETAILS	STRUCTURAL - 1	vendor	Approval	4
6007-PLN-AGE-58-54-5103	MOJAVE SOLAR PROJECT BETA SOLAR FIELD. PSV PLATFORM IN SOUTH RACK 1. PLAN, ELEVATION AND DETAILS	STRUCTURAL - 1	vendor	Approval	4
STRUC-1-4.05-PSV Platform in South Rack 1	Cover Letter	STRUCTURAL - 1	vendor	Approval	NA
6007-CAL-AGE-58-54-6345	Calculation report for HTF filter platforms connections Beta Plant	STRUCTURAL - 1	vendor	Approval	0
6007-CAL-AGE-58-54-2345	Calculation report for HTF filter platforms connections Alpha Plant	STRUCTURAL - 1	vendor	Approval	0
6007-PLN-AGE-58-54-2345 - 2359	Mojave Solar Project Field Alpha HTF Main Pumps filter auxiliary platforms Cover Sheet	STRUCTURAL - 1	vendor	Approval	0
6007-PLN-AGE-58-54-6345 - 6359	Mojave Solar Project Field Beta Plant HTF Main pumps filters auxiliary platforms Platform1. Structure steel, frames	STRUCTURAL - 1	vendor	Approval	0
ab27_1	Building #27 Alpha Plant Layout	STRUCTURAL - 1	vendor	Approval	0
ab27_2	Building #27 Alpha Plant Building Floor Columns/Beams Layout	STRUCTURAL - 1	vendor	Approval	0
ab27_3	Building #27 Alpha Plant Floor Framing Plan & Embed Plate layout	STRUCTURAL - 1	vendor	Approval	0
ab27_4	Building #27 Alpha Plant Detail	STRUCTURAL - 1	vendor	Approval	0
ab27_5	Building #27 Alpha Plant Detail	STRUCTURAL - 1	vendor	Approval	0
ab27_6	Building #27 Alpha Plant Base Plan & Blockout Plan	STRUCTURAL - 1	vendor	Approval	0
ab27_7	Building #27 Alpha Plant Base Plan & Blockout Plan	STRUCTURAL - 1	vendor	Approval	0
ab27_8	Building #27 Alpha Plant Base Plan & Blockout Plan	STRUCTURAL - 1	vendor	Approval	0
ab27_9	Building #27 Alpha Plant Base Plan & Blockout Plan	STRUCTURAL - 1	vendor	Approval	0
ab27_10	Building #27 Alpha Plant Base Plan & Blockout Plan	STRUCTURAL - 1	vendor	Approval	0
ab27_11	Building #27 Alpha Plant Base Plan & Blockout Plan	STRUCTURAL - 1	vendor	Approval	0
ab27_12	Building #27 Alpha Plant Base Assembly Plan	STRUCTURAL - 1	vendor	Approval	0
ab27_13	Building #27 Alpha Plant Roof Plan	STRUCTURAL - 1	vendor	Approval	0
ab27_14	Building #27 Alpha Plant Roof Plan	STRUCTURAL - 1	vendor	Approval	0
ab27_15	Building #27 Alpha Plant Roof Plan	STRUCTURAL - 1	vendor	Approval	0
ab27_16	Building #27 Alpha Plant Roof Plan	STRUCTURAL - 1	vendor	Approval	0
ab27_17	Building #27 Alpha Plant Roof Plan	STRUCTURAL - 1	vendor	Approval	0
ab27_18	Building #27 Alpha Plant Roof Plan	STRUCTURAL - 1	vendor	Approval	0
ab27_19	Building #27 Alpha Plant Roof Assembly Plan	STRUCTURAL - 1	vendor	Approval	0
ab27_20	Building #27 Alpha Plant Wall Plan	STRUCTURAL - 1	vendor	Approval	0
ab27_21	Building #27 Alpha Plant Wall Plan	STRUCTURAL - 1	vendor	Approval	0

Compliance No.:	GEN-2				
Job :	Mojave Solar Project				
Date: 02/06/14	Description: Structural Master Drawing List				
Sheet No.	Description	Applicable Condition of Certification	Vendor Supplied or EOR	Reason for Submittal	Revision
ab27_22	Building #27 Alpha Plant Wall Blockout Plan	STRUCTURAL - 1	vendor	Approval	0
ab27_23	Building #27 Alpha Plant Wall Plan & Wall Blockout Plan	STRUCTURAL - 1	vendor	Approval	0
ab27_24	Building #27 Alpha Plant Wall Plan	STRUCTURAL - 1	vendor	Approval	0
ab27_25	Building #27 Alpha Plant Wall Blockout Plan	STRUCTURAL - 1	vendor	Approval	0
ab27_26	Building #27 Alpha Plant Wall Plan	STRUCTURAL - 1	vendor	Approval	0
ab27_27	Building #27 Alpha Plant Wall Blockout Plan	STRUCTURAL - 1	vendor	Approval	0
ab27_28	Building #27 Alpha Plant Wall Plan	STRUCTURAL - 1	vendor	Approval	0
ab27_29	Building #27 Alpha Plant Wall Blockout Plan	STRUCTURAL - 1	vendor	Approval	0
ab27_30	Building #27 Alpha Plant Wall Plan	STRUCTURAL - 1	vendor	Approval	0
ab27_31	Building #27 Alpha Plant Wall Assembly Plan	STRUCTURAL - 1	vendor	Approval	0
ab27_32	Building #27 Alpha Plant Wall Plan	STRUCTURAL - 1	vendor	Approval	0
ab27_33	Building #27 Alpha Plant Wall Plan & Blockout Plan	STRUCTURAL - 1	vendor	Approval	0
ab27_34	Building #27 Alpha Plant Wall Plan	STRUCTURAL - 1	vendor	Approval	0
ab27_35	Building #27 Alpha Plant Wall Assembly Plan	STRUCTURAL - 1	vendor	Approval	0
ab27_36	Building #27 Alpha Plant Wall Plan	STRUCTURAL - 1	vendor	Approval	0
ab27_37	Building #27 Alpha Plant Wall Plan	STRUCTURAL - 1	vendor	Approval	0
ab27_38	Building #27 Alpha Plant Wall Plan	STRUCTURAL - 1	vendor	Approval	0
ab27_39	Building #27 Alpha Plant Wall Plan	STRUCTURAL - 1	vendor	Approval	0
ab27_40	Building #27 Alpha Plant Wall Blockout Plan	STRUCTURAL - 1	vendor	Approval	0
ab27_41	Building #27 Alpha Plant Wall Plan	STRUCTURAL - 1	vendor	Approval	0
ab27_42	Building #27 Alpha Plant Wall Plan & Blockout Plan	STRUCTURAL - 1	vendor	Approval	0
ab27_43	Building #27 Alpha Plant Wall Plan	STRUCTURAL - 1	vendor	Approval	0
ab27_44	Building #27 Alpha Plant Wall Blockout Plan	STRUCTURAL - 1	vendor	Approval	0
ab27_45	Building #27 Alpha Plant Wall Assembly Plan	STRUCTURAL - 1	vendor	Approval	0
ab27_46	Building #27 Alpha Plant Wall Plan	STRUCTURAL - 1	vendor	Approval	0
ab27_47	Building #27 Alpha Plant Wall Plan	STRUCTURAL - 1	vendor	Approval	0
ab27_48	Building #27 Alpha Plant Wall Plan	STRUCTURAL - 1	vendor	Approval	0
ab27_49	Building #27 Alpha Plant Wall Assembly Plan	STRUCTURAL - 1	vendor	Approval	0
ab27_50	Building #27 Alpha Plant Wall Plan	STRUCTURAL - 1	vendor	Approval	0
ab27_51	Building #27 Alpha Plant Wall Plan	STRUCTURAL - 1	vendor	Approval	0
ab27_52	Building #27 Alpha Plant Wall Blockout Plan	STRUCTURAL - 1	vendor	Approval	0
ab27_53	Building #27 Alpha Plant Wall Plan	STRUCTURAL - 1	vendor	Approval	0
ab27_54	Building #27 Alpha Plant Wall Assembly Plan	STRUCTURAL - 1	vendor	Approval	0
ab27_55	Building #27 Alpha Plant Wall Plan	STRUCTURAL - 1	vendor	Approval	0
ab27_56	Building #27 Alpha Plant Wall Plan	STRUCTURAL - 1	vendor	Approval	0
ab27_57	Building #27 Alpha Plant Wall Plan	STRUCTURAL - 1	vendor	Approval	0
ab27_58	Building #27 Alpha Plant Wall Plan	STRUCTURAL - 1	vendor	Approval	0
ab27_59	Building #27 Alpha Plant Base Rebar Plan	STRUCTURAL - 1	vendor	Approval	0
ab27_60	Building #27 Alpha Plant Base Rebar Plan	STRUCTURAL - 1	vendor	Approval	0
ab27_61	Building #27 Alpha Plant Base Rebar Plan	STRUCTURAL - 1	vendor	Approval	0
ab27_62	Building #27 Alpha Plant Roof Rebar Plan	STRUCTURAL - 1	vendor	Approval	0
ab27_63	Building #27 Alpha Plant Roof Rebar Plan	STRUCTURAL - 1	vendor	Approval	0
ab27_64	Building #27 Alpha Plant Roof Rebar Plan	STRUCTURAL - 1	vendor	Approval	0
ab27_65	Building #27 Alpha Plant Wall Rebar Plan	STRUCTURAL - 1	vendor	Approval	0
ab27_66	Building #27 Alpha Plant Wall Rebar Plan	STRUCTURAL - 1	vendor	Approval	0
ab27_67	Building #27 Alpha Plant Wall Rebar Plan	STRUCTURAL - 1	vendor	Approval	0
ab27_68	Building #27 Alpha Plant Wall Rebar Plan	STRUCTURAL - 1	vendor	Approval	0
ab27_69	Building #27 Alpha Plant Wall Rebar Plan	STRUCTURAL - 1	vendor	Approval	0
ab27_70	Building #27 Alpha Plant Wall Rebar Plan	STRUCTURAL - 1	vendor	Approval	0
ab27_71	Building #27 Alpha Plant Wall Rebar Plan	STRUCTURAL - 1	vendor	Approval	0
ab27_72	Building #27 Alpha Plant Details	STRUCTURAL - 1	vendor	Approval	0
ab27_73	Building #27 Alpha Plant Details	STRUCTURAL - 1	vendor	Approval	0
ab27_74	Building #27 Alpha Plant Details	STRUCTURAL - 1	vendor	Approval	0
ab27_75	Building #27 Alpha Plant Details	STRUCTURAL - 1	vendor	Approval	0
ab27_76	Building #27 Alpha Plant Details	STRUCTURAL - 1	vendor	Approval	0
ab27_77	Building #27 Alpha Plant Details	STRUCTURAL - 1	vendor	Approval	0
ab27_78	Building #27 Alpha Plant Details	STRUCTURAL - 1	vendor	Approval	0
ab27_79	Building #27 Alpha Plant Details	STRUCTURAL - 1	vendor	Approval	0
ab27_80	Building #27 Alpha Plant Details	STRUCTURAL - 1	vendor	Approval	0
ab27_81	Building #27 Alpha Building Assembly Plan	STRUCTURAL - 1	vendor	Approval	0
ab27_s01	General Structural Notes	STRUCTURAL - 1	vendor	Approval	4
bb27_1	Building #27 Beta PLant Layout	STRUCTURAL - 1	vendor	Approval	0
bb27_2	Building #27 Beta PLant Building Floor Columns/Beams Layout	STRUCTURAL - 1	vendor	Approval	0
bb27_3	Building #27 Beta PLant Floor Framing & Embed Plate layout	STRUCTURAL - 1	vendor	Approval	0
bb27_4	Building #27 Beta PLant Detail	STRUCTURAL - 1	vendor	Approval	0
bb27_5	Building #27 Beta PLant Detail	STRUCTURAL - 1	vendor	Approval	0
bb27_6	Building #27 Beta Plant Base Plan & Blockout Plan	STRUCTURAL - 1	vendor	Approval	0
bb27_7	Building #27 Beta PLant Base Plan & Blockout Plan	STRUCTURAL - 1	vendor	Approval	0
bb27_8	Building #27 Beta PLant Base Plan & Blockout Plan	STRUCTURAL - 1	vendor	Approval	0
bb27_9	Building #27 Beta PLant Base Plan & Blockout Plan	STRUCTURAL - 1	vendor	Approval	0
bb27_10	Building #27 Beta PLant Base Plan & Blockout Plan	STRUCTURAL - 1	vendor	Approval	0
bb27_11	Building #27 Beta PLant Base Plan & Blockout Plan	STRUCTURAL - 1	vendor	Approval	0
bb27_12	Building #27 Beta PLant Base Assembly Plan	STRUCTURAL - 1	vendor	Approval	0
bb27_13	Building #27 Beta PLant Roof Plan	STRUCTURAL - 1	vendor	Approval	0
bb27_14	Building #27 Beta PLant Roof Plan	STRUCTURAL - 1	vendor	Approval	0
bb27_15	Building #27 Beta PLant Roof Plan	STRUCTURAL - 1	vendor	Approval	0
bb27_16	Building #27 Beta PLant Roof Plan	STRUCTURAL - 1	vendor	Approval	0
bb27_17	Building #27 Beta PLant Roof Plan	STRUCTURAL - 1	vendor	Approval	0
bb27_18	Building #27 Beta PLant Roof Plan	STRUCTURAL - 1	vendor	Approval	0
bb27_19	Building #27 Beta Plant Roof Assembly Plan	STRUCTURAL - 1	vendor	Approval	0
bb27_20	Building #27 Beta Plant Wall Plan	STRUCTURAL - 1	vendor	Approval	0
bb27_21	Building #27 Beta Plant Wall Plan	STRUCTURAL - 1	vendor	Approval	0
bb27_22	Building #27 Beta Plant Wall Blockout Plan	STRUCTURAL - 1	vendor	Approval	0
bb27_23	Building #27 Beta Plant Wall Plan & Wall Blockout Plan	STRUCTURAL - 1	vendor	Approval	0
bb27_24	Building #27 Beta Plant Wall Plan	STRUCTURAL - 1	vendor	Approval	0
bb27_25	Building #27 Beta Plant Wall Blockout Plan	STRUCTURAL - 1	vendor	Approval	0
bb27_26	Building #27 Beta Plant Wall Plan	STRUCTURAL - 1	vendor	Approval	0
bb27_27	Building #27 Beta Plant Wall Blockout Plan	STRUCTURAL - 1	vendor	Approval	0

ABENER TEYMA
MOJAVE

Compliance No.:	GEN-2				
Job :	Mojave Solar Project				
Date: 02/06/14	Description: Structural Master Drawing List				
Sheet No.	Description	Applicable Condition of Certification	Vendor Supplied or EOR	Reason for Submittal	Revision
bb27_28	Building #27 Beta Plant Wall Plan	STRUCTURAL - 1	vendor	Approval	0
bb27_29	Building #27 Beta Plant Wall Blockout Plan	STRUCTURAL - 1	vendor	Approval	0
bb27_30	Building #27 Beta Plant Wall Plan	STRUCTURAL - 1	vendor	Approval	0
bb27_31	Building #27 Beta Plant Wall Assembly Plan	STRUCTURAL - 1	vendor	Approval	0
bb27_32	Building #27 Beta Plant Wall Plan	STRUCTURAL - 1	vendor	Approval	0
bb27_33	Building #27 Beta Plant Wall Plan & Blockout Plan	STRUCTURAL - 1	vendor	Approval	0
bb27_34	Building #27 Beta Plant Wall Plan	STRUCTURAL - 1	vendor	Approval	0
bb27_35	Building #27 Beta Plant Wall Assembly Plan	STRUCTURAL - 1	vendor	Approval	0
bb27_36	Building #27 Beta Plant Wall Plan	STRUCTURAL - 1	vendor	Approval	0
bb27_37	Building #27 Beta Plant Wall Plan	STRUCTURAL - 1	vendor	Approval	0
bb27_38	Building #27 Beta Plant Wall Plan	STRUCTURAL - 1	vendor	Approval	0
bb27_39	Building #27 Beta Plant Wall Plan	STRUCTURAL - 1	vendor	Approval	0
bb27_40	Building #27 Beta Plant Wall Blockout Plan	STRUCTURAL - 1	vendor	Approval	0
bb27_41	Building #27 Beta Plant Wall Plan	STRUCTURAL - 1	vendor	Approval	0
bb27_42	Building #27 Beta Plant Wall Plan & Blockout Plan	STRUCTURAL - 1	vendor	Approval	0
bb27_43	Building #27 Beta Plant Wall Plan	STRUCTURAL - 1	vendor	Approval	0
bb27_44	Building #27 Beta Plant Wall Blockout Plan	STRUCTURAL - 1	vendor	Approval	0
bb27_45	Building #27 Beta Plant Wall Assembly Plan	STRUCTURAL - 1	vendor	Approval	0
bb27_46	Building #27 Beta Plant Wall Plan	STRUCTURAL - 1	vendor	Approval	0
bb27_47	Building #27 Beta Plant Wall Plan	STRUCTURAL - 1	vendor	Approval	0
bb27_48	Building #27 Beta Plant Wall Plan	STRUCTURAL - 1	vendor	Approval	0
bb27_49	Building #27 Beta Plant Wall Assembly Plan	STRUCTURAL - 1	vendor	Approval	0
bb27_50	Building #27 Beta Plant Wall Plan	STRUCTURAL - 1	vendor	Approval	0
bb27_51	Building #27 Beta Plant Wall Plan	STRUCTURAL - 1	vendor	Approval	0
bb27_52	Building #27 Beta Plant Wall Blockout Plan	STRUCTURAL - 1	vendor	Approval	0
bb27_53	Building #27 Beta Plant Wall Plan	STRUCTURAL - 1	vendor	Approval	0
bb27_54	Building #27 Beta Plant Wall Assembly Plan	STRUCTURAL - 1	vendor	Approval	0
bb27_55	Building #27 Beta Plant Wall Plan	STRUCTURAL - 1	vendor	Approval	0
bb27_56	Building #27 Beta Plant Wall Plan	STRUCTURAL - 1	vendor	Approval	0
bb27_57	Building #27 Beta Plant Wall Plan	STRUCTURAL - 1	vendor	Approval	0
bb27_58	Building #27 Beta Plant Wall Plan	STRUCTURAL - 1	vendor	Approval	0
bb27_59	Building #27 Beta Plant Base Rebar Plan	STRUCTURAL - 1	vendor	Approval	0
bb27_60	Building #27 Beta Plant Base Rebar Plan	STRUCTURAL - 1	vendor	Approval	0
bb27_61	Building #27 Beta Plant Base Rebar Plan	STRUCTURAL - 1	vendor	Approval	0
bb27_62	Building #27 Beta Plant Roof Rebar Plan	STRUCTURAL - 1	vendor	Approval	0
bb27_63	Building #27 Beta Plant Roof Rebar Plan	STRUCTURAL - 1	vendor	Approval	0
bb27_64	Building #27 Beta Plant Roof Rebar Plan	STRUCTURAL - 1	vendor	Approval	0
bb27_65	Building #27 Beta Plant Wall Rebar Plan	STRUCTURAL - 1	vendor	Approval	0
bb27_66	Building #27 Beta Plant Wall Rebar Plan	STRUCTURAL - 1	vendor	Approval	0
bb27_67	Building #27 Beta Plant Wall Rebar Plan	STRUCTURAL - 1	vendor	Approval	0
bb27_68	Building #27 Beta Plant Wall Rebar Plan	STRUCTURAL - 1	vendor	Approval	0
bb27_69	Building #27 Beta Plant Wall Rebar Plan	STRUCTURAL - 1	vendor	Approval	0
bb27_70	Building #27 Beta Plant Wall Rebar Plan	STRUCTURAL - 1	vendor	Approval	0
bb27_71	Building #27 Beta Plant Wall Rebar Plan	STRUCTURAL - 1	vendor	Approval	0
bb27_72	Building #27 Beta Plant Details	STRUCTURAL - 1	vendor	Approval	0
bb27_73	Building #27 Beta Plant Details	STRUCTURAL - 1	vendor	Approval	0
bb27_74	Building #27 Beta Plant Details	STRUCTURAL - 1	vendor	Approval	0
bb27_75	Building #27 Beta Plant Details	STRUCTURAL - 1	vendor	Approval	0
bb27_76	Building #27 Beta Plant Details	STRUCTURAL - 1	vendor	Approval	0
bb27_77	Building #27 Beta Plant Details	STRUCTURAL - 1	vendor	Approval	0
bb27_78	Building #27 Beta Plant Details	STRUCTURAL - 1	vendor	Approval	0
bb27_79	Building #27 Beta Plant Details	STRUCTURAL - 1	vendor	Approval	0
bb27_80	Building #27 Beta Plant Details	STRUCTURAL - 1	vendor	Approval	0
bb27_81	Building #27 Beta Plant Building Assembly Plan	STRUCTURAL - 1	vendor	Approval	0
bb27_s01	General Structural Notes	STRUCTURAL - 1	vendor	Approval	4
MojaveBldg27StrucCalcs	Calculations	STRUCTURAL - 1	vendor	Approval	0
CoverLetter_20130813	Abengoa Mojave Solar Electrical Building #27 Submittal	STRUCTURAL - 1	vendor	Approval	NA
6007-CAL-AGE-58-54-2700	MOJAVE SOLAR RACK - 2 SILENCER HTF STRUCTURE (ALPHA)	STRUCTURAL - 1	vendor	Approval	0
6007-PLN-AGE-58-54-2700	MOJAVE SOLAR PROJECT FIELD ALPHA RACK 2 SILENCER HTF STEEL STRUCTURE. COVER SHEET	STRUCTURAL - 1	vendor	Approval	0
6007-PLN-AGE-58-54-2701	MOJAVE SOLAR PROJECT ALPHA PLANT RACK 2 SILENCER HTF STEEL STRUCTURE. GENERAL NOTES	STRUCTURAL - 1	vendor	Approval	0
6007-PLN-AGE-58-54-2702	MOJAVE SOLAR PROJECT ALPHA PLANT RACK 2 SILENCER HTF STEEL STRUCTURE. STRUCTURE STEEL, FRAMES	STRUCTURAL - 1	vendor	Approval	0
6007-PLN-AGE-58-54-2703	MOJAVE SOLAR PROJECT ALPHA PLANT RACK 2 SILENCER HTF STEEL STRUCTURE. STRUCTURE STEEL, FRAMES	STRUCTURAL - 1	vendor	Approval	0
6007-PLN-AGE-58-54-2704	MOJAVE SOLAR PROJECT ALPHA PLANT RACK 2 SILENCER HTF STEEL STRUCTURE. STRUCTURE STEEL, FRAMES	STRUCTURAL - 1	vendor	Approval	0
6007-PLN-AGE-58-54-2705	MOJAVE SOLAR PROJECT ALPHA PLANT RACK 2 SILENCER HTF STEEL STRUCTURE. STRUCTURE STEEL, FRAMES AND DETAILS	STRUCTURAL - 1	vendor	Approval	0
6007-PLN-AGE-58-54-2706	MOJAVE SOLAR PROJECT ALPHA PLANT RACK 2 SILENCER HTF STEEL STRUCTURE. CONNECTION DETAILS	STRUCTURAL - 1	vendor	Approval	0
6007-PLN-AGE-58-54-2707	MOJAVE SOLAR PROJECT ALPHA PLANT RACK 2 SILENCER HTF STEEL STRUCTURE. CONNECTION DETAILS	STRUCTURAL - 1	vendor	Approval	0
6007-CAL-AGE-58-54-6700	MOJAVE SOLAR RACK 2 SILENCER HTF STRUCTURE (BETA)	STRUCTURAL - 1	vendor	Approval	0
6007-PLN-AGE-58-54-6700	MOJAVE SOLAR PROJECT FIELD BETA RACK 2 SILENCER HTF STEEL STRUCTURE. COVER SHEET	STRUCTURAL - 1	vendor	Approval	0
6007-PLN-AGE-58-54-6701	MOJAVE SOLAR PROJECT BETA PLANT RACK 2 SILENCER HTF STEEL STRUCTURE. GENERAL NOTES	STRUCTURAL - 1	vendor	Approval	0
6007-PLN-AGE-58-54-6702	MOJAVE SOLAR PROJECT BETA PLANT RACK 2 SILENCER HTF STEEL STRUCTURE. STRUCTURE STEEL, FRAMES	STRUCTURAL - 1	vendor	Approval	0
6007-PLN-AGE-58-54-6703	MOJAVE SOLAR PROJECT BETA PLANT RACK 2 SILENCER HTF STEEL STRUCTURE. STRUCTURE STEEL, FRAMES	STRUCTURAL - 1	vendor	Approval	0
6007-PLN-AGE-58-54-6704	MOJAVE SOLAR PROJECT BETA PLANT RACK 2 SILENCER HTF STEEL STRUCTURE. STRUCTURE STEEL, FRAMES	STRUCTURAL - 1	vendor	Approval	0
6007-PLN-AGE-58-54-6705	MOJAVE SOLAR PROJECT BETA PLANT RACK 2 SILENCER HTF STEEL STRUCTURE. STRUCTURE STEEL, FRAMES AND DETAILS	STRUCTURAL - 1	vendor	Approval	0
6007-PLN-AGE-58-54-6706	MOJAVE SOLAR PROJECT BETA PLANT RACK 2 SILENCER HTF STEEL STRUCTURE. CONNECTION DETAILS	STRUCTURAL - 1	vendor	Approval	0
6007-PLN-AGE-58-54-6707	MOJAVE SOLAR PROJECT BETA PLANT RACK 2 SILENCER HTF STEEL STRUCTURE. CONNECTION DETAILS	STRUCTURAL - 1	vendor	Approval	0
6007-CAL-AGE-00-54-2050	CALCULATION REPORT FOR I&C PANEL STRUCTURES. ALPHA PLANT	STRUCTURAL - 1	vendor	Approval	1
6007-PLN-AGE-00-54-2050	MOJAVE SOLAR PROJECT ALPHA PLANT I&C PANELS STEEL. COVER SHEET	STRUCTURAL - 1	vendor	Approval	0
6007-PLN-AGE-00-54-2051	MOJAVE SOLAR PROJECT ALPHA PLANT I&C PANELS STEEL. GENERAL NOTES	STRUCTURAL - 1	vendor	Approval	1
6007-PLN-AGE-00-54-2052	MOJAVE SOLAR PROJECT ALPHA PLANT I&C PANELS STEEL. STEEL PLAN V	STRUCTURAL - 1	vendor	Approval	0
6007-PLN-AGE-00-54-2053	MOJAVE SOLAR PROJECT ALPHA PLANT I&C PANELS STEEL. ICS TYPE 1. STEEL PLAN VIEW, SECTION & DETAILS	STRUCTURAL - 1	vendor	Approval	1
6007-PLN-AGE-00-54-2054	MOJAVE SOLAR PROJECT ALPHA PLANT I&C PANELS STEEL. ICS TYPE 2 AND 3. STEEL PLAN VIEW SECTION & DETAILS	STRUCTURAL - 1	vendor	Approval	1
6007-PLN-AGE-00-54-2055	MOJAVE SOLAR PROJECT ALPHA PLANT I&C PANELS STEEL. ICS TYPE 4. STEEL PLAN VIEW, SECTION & DETAILS	STRUCTURAL - 1	vendor	Approval	1
6007-CAL-AGE-00-54-6050	CALCULATION REPORT FOR I&C PANEL STRUCTURES. BETA PLANT	STRUCTURAL - 1	vendor	Approval	1
6007-PLN-AGE-00-54-6050	MOJAVE SOLAR PROJECT BETA PLANT I&C PANELS STEEL. COVER SHEET	STRUCTURAL - 1	vendor	Approval	0
6007-PLN-AGE-00-54-6051	MOJAVE SOLAR PROJECT BETA PLANT I&C PANELS STEEL. GENERAL NOTES	STRUCTURAL - 1	vendor	Approval	1
6007-PLN-AGE-00-54-6052	MOJAVE SOLAR PROJECT BETA PLANT I&C PANELS STEEL. STEEL PLAN V	STRUCTURAL - 1	vendor	Approval	0
6007-PLN-AGE-00-54-6053	MOJAVE SOLAR PROJECT BETA PLANT I&C PANELS STEEL. ICS TYPE 1. STEEL PLAN VIEW SECTION & DETAILS	STRUCTURAL - 1	vendor	Approval	1
6007-PLN-AGE-00-54-6054	MOJAVE SOLAR PROJECT BETA PLANT I&C PANELS STEEL. ICS TYPE 2 AND 3. STEEL PLAN VIEW SECTION & DETAILS	STRUCTURAL - 1	vendor	Approval	1

Compliance No.:	GEN-2				
Job :	Mojave Solar Project				
Date: 02/06/14	Description: Structural Master Drawing List				
Sheet No.	Description	Applicable Condition of Certification	Vendor Supplied or EOR	Reason for Submittal	Revision
6007-PLN-AGE-00-54-6055	MOJAVE SOLAR PROJECT BETA PLANT I&C PANELS STEEL. ICS TYPE 4. STEEL PLAN VIEW SECTION & DETAILS	STRUCTURAL - 1	vendor	Approval	1
RESPONSE LETTER	Plan Check Reply_STRUC-1-41.01-PC1	STRUCTURAL - 1	vendor	Approval	NA
6007-CAL-AGE-58-54-1100	CALCULATION REPORT FOR PSV PLATFORM IN SOUTH RACK 1. ALPHA PLANT	STRUCTURAL - 1	vendor	Approval	4
6007-PLN-AGE-58-54-1100	MOJAVE SOLAR PROJECT ALPHA SOLAR FIELD. PSV PLATFORM IN SOUTH RACK 1. COVER SHEET	STRUCTURAL - 1	vendor	Approval	4
6007-PLN-AGE-58-54-1101	MOJAVE SOLAR PROJECT ALPHA SOLAR FIELD. PSV PLATFORM IN SOUTH RACK 1.GENERAL NOTES	STRUCTURAL - 1	vendor	Approval	4
6007-PLN-AGE-58-54-1102	MOJAVE SOLAR PROJECT ALPHA SOLAR FIELD. PSV PLATFORM IN SOUTH RACK 1. PLAN, ELEVATION	STRUCTURAL - 1	vendor	Approval	5
6007-PLN-AGE-58-54-1103	MOJAVE SOLAR PROJECT ALPHA SOLAR FIELD. PSV PLATFORM IN SOUTH RACK 1. PLAN, ELEVATION AND DETAILS	STRUCTURAL - 1	vendor	Approval	4
6007-CAL-AGE-58-54-5100	CALCULATION REPORT FOR PSV PLATFORM IN SOUTH RACK 1. BETA PLANT	STRUCTURAL - 1	vendor	Approval	4
6007-PLN-AGE-58-54-5100	MOJAVE SOLAR PROJECT BETA SOLAR FIELD. PSV PLATFORM IN SOUTH RACK 1. COVER SHEET	STRUCTURAL - 1	vendor	Approval	4
6007-PLN-AGE-58-54-5101	MOJAVE SOLAR PROJECT BETA SOLAR FIELD. PSV PLATFORM IN SOUTH RACK 1.GENERAL NOTES	STRUCTURAL - 1	vendor	Approval	6
6007-PLN-AGE-58-54-5102	MOJAVE SOLAR PROJECT BETA SOLAR FIELD. PSV PLATFORM IN SOUTH RACK 1. PLAN, ELEVATION AND DETAILS	STRUCTURAL - 1	vendor	Approval	4
6007-PLN-AGE-58-54-5103	MOJAVE SOLAR PROJECT BETA SOLAR FIELD. PSV PLATFORM IN SOUTH RACK 1. PLAN, ELEVATION AND DETAILS	STRUCTURAL - 1	vendor	Approval	4
Response Letter	STRUC-1-4.05-PSV Platform in South Rack 1	STRUCTURAL - 1	vendor	Approval	NA
6007-CAL-AGE-00-54-2000	CALCULATION REPORT FOR ELECTRICAL PANELS STRUCTURE ALPHA PLANT	STRUCTURAL - 1	vendor	Approval	3
6007-PLN-AGE-00-54-2000	MOJAVE SOLAR PROJECT. ALPHA PLANT. ELECTRICAL PANELS STEEL. COVER SHEET	STRUCTURAL - 1	vendor	Approval	1
6007-PLN-AGE-00-54-2001	MOJAVE SOLAR PROJECT. ALPHA PLANT. ELECTRICAL PANELS STEEL. GENERAL NOTES	STRUCTURAL - 1	vendor	Approval	3
6007-PLN-AGE-00-54-2002	MOJAVE SOLAR PROJECT. ALPHA PLANT. ELECTRICAL PANELS STEEL. STEEL PLAN I	STRUCTURAL - 1	vendor	Approval	2
6007-PLN-AGE-00-54-2003	MOJAVE SOLAR PROJECT. ALPHA PLANT. ELECTRICAL PANELS STEEL. STEEL PLAN II	STRUCTURAL - 1	vendor	Approval	2
6007-PLN-AGE-00-54-2004	MOJAVE SOLAR PROJECT. ALPHA PLANT. ELECTRICAL PANELS STEEL. STEEL PLAN III	STRUCTURAL - 1	vendor	Approval	2
6007-PLN-AGE-00-54-2005	MOJAVE SOLAR PROJECT. ALPHA PLANT. ELECTRICAL PANELS STEEL. STEEL PLAN IV	STRUCTURAL - 1	vendor	Approval	2
6007-PLN-AGE-00-54-2006	MOJAVE SOLAR PROJECT. ALPHA PLANT. ELECTRICAL PANELS STEEL. ESA TYPE 1 AND 2. SECTIONS & DETAILS	STRUCTURAL - 1	vendor	Approval	3
6007-CAL-AGE-00-54-6000	CALCULATION REPORT FOR ELECTRICAL PANELS STRUCTURE. BETA PLANT	STRUCTURAL - 1	vendor	Approval	4
6007-PLN-AGE-00-54-6000	MOJAVE SOLAR PROJECT. BETA PLANT. ELECTRICAL PANELS STEEL. COVER SHEET	STRUCTURAL - 1	vendor	Approval	2
6007-PLN-AGE-00-54-6001	MOJAVE SOLAR PROJECT. BETA PLANT. ELECTRICAL PANELS STEEL. GENERAL NOTES	STRUCTURAL - 1	vendor	Approval	3
6007-PLN-AGE-00-54-6002	MOJAVE SOLAR PROJECT. BETA PLANT. ELECTRICAL PANELS STEEL. STEEL PLAN I	STRUCTURAL - 1	vendor	Approval	2
6007-PLN-AGE-00-54-6003	MOJAVE SOLAR PROJECT. BETA PLANT. ELECTRICAL PANELS STEEL. STEEL PLAN II	STRUCTURAL - 1	vendor	Approval	2
6007-PLN-AGE-00-54-6004	MOJAVE SOLAR PROJECT. BETA PLANT. ELECTRICAL PANELS STEEL. STEEL PLAN III	STRUCTURAL - 1	vendor	Approval	2
6007-PLN-AGE-00-54-6005	MOJAVE SOLAR PROJECT. BETA PLANT. ELECTRICAL PANELS STEEL. STEEL PLAN IV	STRUCTURAL - 1	vendor	Approval	2
6007-PLN-AGE-00-54-6006	MOJAVE SOLAR PROJECT. BETA PLANT. ELECTRICAL PANELS STEEL. STEEL PLAN V	STRUCTURAL - 1	vendor	Approval	2
6007-PLN-AGE-00-54-6007	MOJAVE SOLAR PROJECT. BETA PLANT. ELECTRICAL PANELS STEEL. ESB TYPE 1 AND 2. SECTIONS & DETAILS	STRUCTURAL - 1	vendor	Approval	3
6007-PLN-AGE-00-54-6008	MOJAVE SOLAR PROJECT. BETA PLANT. ELECTRICAL PANELS STEEL. EBSB. SECTIONS & DETAILS	STRUCTURAL - 1	vendor	Approval	4
STRUC-1-42.01-A&B Electrical Panels Steel Structur	Response Letter	STRUCTURAL - 1	vendor	Approval	NA
6007-PLN-AGE-58-54-1110	MOJAVE SOLAR PROJECT ALPHA SOLAR FIELD. PSV PLATFORM IN SOUTH RACK 1. CONNECTIONS. COVER SHEET	STRUCTURAL - 1	vendor	Approval	2
6007-PLN-AGE-58-54-1111	MOJAVE SOLAR PROJECT ALPHA SOLAR FIELD. PSV PLATFORM IN SOUTH RACK 1. CONNECTIONS. GENERAL NOTES	STRUCTURAL - 1	vendor	Approval	2
6007-PLN-AGE-58-54-1112	MOJAVE SOLAR PROJECT ALPHA SOLAR FIELD. PSV PLATFORM IN SOUTH RACK 1. CONNECTIONS. SECTIONS	STRUCTURAL - 1	vendor	Approval	3
6007-PLN-AGE-58-54-1115	MOJAVE SOLAR PROJECT ALPHA SOLAR FIELD. PSV PLATFORM IN SOUTH RACK 1. CONNECTIONS. DETAILS 3	STRUCTURAL - 1	vendor	Approval	2
6007-PLN-AGE-58-54-5112	MOJAVE SOLAR PROJECT BETA SOLAR FIELD. PSV PLATFORM IN SOUTH RACK 1. CONNECTIONS. PLAN, ELEVATION AND DETAILS 1	STRUCTURAL - 1	vendor	Approval	2
6007-PLN-AGE-58-54-5113	MOJAVE SOLAR PROJECT BETA SOLAR FIELD. PSV PLATFORM IN SOUTH RACK 1. CONNECTIONS AND STRUCTURE DETAILS 1	STRUCTURAL - 1	vendor	Approval	2
6007-PLN-AGE-58-54-5114	MOJAVE SOLAR PROJECT BETA SOLAR FIELD. PSV PLATFORM IN SOUTH RACK 1. CONNECTIONS AND STRUCTURE DETAILS 2	STRUCTURAL - 1	vendor	Approval	2
6007-PLN-AGE-58-54-5115	MOJAVE SOLAR PROJECT BETA SOLAR FIELD. PSV PLATFORM IN SOUTH RACK 1. CONNECTIONS. PLAN, ELEVATION AND DETAILS 2	STRUCTURAL - 1	vendor	Approval	2
Plan Check Reply STRUC-1-4.06-X1	Revision Letter	STRUCTURAL - 1	vendor	Approval	NA
6007-PLN-AGE-CSA	Mojave Solar Project. Alpha Plant Power Block South Electrical Bldg. 22 - Foundations	STRUCTURAL - 1	vendor	Approval	0
ab22_s0.1	General Structural Notes	STRUCTURAL - 1	vendor	Approval	4
ab22_s1.1	Mat Foundation Plan - Alpha Site	STRUCTURAL - 1	vendor	Approval	4
ab22_s2.1	Floor Framing Plan - Alpha Site	STRUCTURAL - 1	vendor	Approval	4
ab22_s3.1	foundation Details	STRUCTURAL - 1	vendor	Approval	4
ab22_FoundationCalcs	Mojave Solar Foundation, Bldgs. 22, 26,27 Calculations	STRUCTURAL - 1	vendor	Approval	3
6007-PLN-AGE-CSB	Mojave Solar Project. Beta Plant Power Block South Electrical Bldg. 22 - Foundations	STRUCTURAL - 1	vendor	Approval	0
bb22_s0.1	General Structural Notes	STRUCTURAL - 1	vendor	Approval	4
bb22_s1.1	Mat Foundation Plan - Beta Site	STRUCTURAL - 1	vendor	Approval	4
bb22_s2.1	Floor Framing Plan - Beta Site	STRUCTURAL - 1	vendor	Approval	4
bb22_s3.1	Foundation Details	STRUCTURAL - 1	vendor	Approval	4
bb22_FoundationCalcs	Mojave Solar Foundation, Bldgs. 22, 26,27 Calculations	STRUCTURAL - 1	vendor	Approval	3
CoverLetter_20130819	Abengoa Mojave Solar Electrical Building # 22 Submittal	STRUCTURAL - 1	vendor	Approval	NA
STRUC-1-27.05PC1, A&B Electrical Building #22 PC	Revision Letter	STRUCTURAL - 1	vendor	Approval	
6007-PLN-ATP-27-21-O165	Alpha 480V Single-line LVSWGR-7. Building #10	STRUCTURAL - 1	vendor	Approval	2
6007-PLN-ATP-27-23-P581	Alpha Electrical Power Panel PP-71. Building #10	STRUCTURAL - 1	vendor	Approval	1
6007-PLN-ATP-27-23-P534	Alpha Electrical UPS Power Panel UPSP-13120609. Building #10	STRUCTURAL - 1	vendor	Approval	1
6007-PLN-ATP-27-23-P531	Alpha Electrical Power Panel PP-1302. Building #10	STRUCTURAL - 1	vendor	Approval	1
6007-PLN-ATP-27-21-O265	Beta 480V Single-line LVSWGR-17. Building #10	STRUCTURAL - 1	vendor	Approval	2
6007-PLN-ATP-27-23-P681	Beta Electrical Power Panel PP-171. Building #10	STRUCTURAL - 1	vendor	Approval	1
6007-PLN-ATP-27-23-P634	Beta Electrical UPS Power Panel UPSP-113120609. Building #10	STRUCTURAL - 1	vendor	Approval	1
6007-PLN-ATP-27-23-P631	Beta Electrical Power Panel PP-11302. Building #10	STRUCTURAL - 1	vendor	Approval	1
6007-PLN-AGE-25-31-0001_R3	Power Block area Lighting Details	STRUCTURAL - 1	vendor	Approval	3
6007-PLN-AGE-43-20-0002_R4	Outdoor Lighting Pole Details Drawings	STRUCTURAL - 1	vendor	Approval	4
6007-PLN-AGE-43-20-0031_R4	Outdoor Lighting System and Receptacle Details	STRUCTURAL - 1	vendor	Approval	4
6007-PLN-AGE-67-31-2411_R1	Utilities area Lighting Details	STRUCTURAL - 1	vendor	Approval	1
6007-PLN-AGE-43-20-0034_R4	Electrical Lighting Contractor Schematics, Alpha Plant	STRUCTURAL - 1	vendor	Approval	4
6007-PLN-AGE-43-20-0035_R4	Electrical Lighting Contractor Schematics, Beta Plant	STRUCTURAL - 1	vendor	Approval	4
6007-PLN-AGE-21-31-2111_R5	SG Area Lighting Layout, Alpha Plant	STRUCTURAL - 1	vendor	Approval	5
6007-PLN-AGE-21-31-2112_R4	SG area Outdoor Lighting Layout Unit B, Alpha Plant	STRUCTURAL - 1	vendor	Approval	4
6007-PLN-AGE-21-31-2113_R4	SG Area Outdoor Lighting Layout Unit A, Alpha Plant	STRUCTURAL - 1	vendor	Approval	4
6007-PLN-AGE-21-31-2114_R5	SG area outdoor Lighting Layout Reheaters, Alpha Plant	STRUCTURAL - 1	vendor	Approval	5
6007-PLN-AGE-21-31-2116_R1	SG area Emergency Lighting Layout, Alpha Plant Unit A	STRUCTURAL - 1	vendor	Approval	1
6007-PLN-AGE-21-31-2117_R1	SG area Emergency Lighting Layout, Alpha Plant Unit B	STRUCTURAL - 1	vendor	Approval	1
6007-PLN-AGE-21-31-2121_R3	SG area Lighting Details, Alpha Plant	STRUCTURAL - 1	vendor	Approval	3
6007-PLN-AGE-25-31-2301_R5	Power Block area Lighting Layout Alpha Plant	STRUCTURAL - 1	vendor	Approval	5
6007-PLN-AGE-25-31-2302_R3	Power Block area STG AUX, Equipment Structure Lighting layout, alpha plant	STRUCTURAL - 1	vendor	Approval	3
6007-PLN-AGE-25-31-2303_R3	Power Block area STG AUX Equipment structure Lighting Layout Alpha plant	STRUCTURAL - 1	vendor	Approval	3
6007-PLN-AGE-25-31-2304_R3	Power Block area STG AUX Equipment Structure Lighting Layout Alpha Plant	STRUCTURAL - 1	vendor	Approval	3
6007-PLN-AGE-25-31-2305_R3	Power Block area STG AUX Equipment Structure Lighting Layout Alpha	STRUCTURAL - 1	vendor	Approval	32
6007-PLN-AGE-25-31-2306_R2	Power Block STG Lighting Layout Alpha Plant	STRUCTURAL - 1	vendor	Approval	0
6007-PLN-AGE-25-31-2307_R0	Power Block Lube Oil Lighting Layout Alpha Plant	STRUCTURAL - 1	vendor	Approval	0
6007-PLN-AGE-25-31-2308_R0	Power Block STG Aux Equipment Structure Emergency Lighting Layout, Alpha Plant	STRUCTURAL - 1	vendor	Approval	0
6007-PLN-AGE-25-31-2309_R0	Power Block STG Emergency Lighting Layout, Alpha Plant	STRUCTURAL - 1	vendor	Approval	0
6007-PLN-AGE-25-31-2310_R2	Power Block Area Emergency Lighting Layout, Alpha Plant	STRUCTURAL - 1	vendor	Approval	2
6007-PLN-AGE-25-31-2311_R0	Power Block Lube Oil Emergency Lighting Layout, Alpha Plant	STRUCTURAL - 1	vendor	Approval	0
6007-PLN-AGE-43-20-0008-1_R6	Alpha Plant Central Plant Lighting Layout	STRUCTURAL - 1	vendor	Approval	6

Compliance No.:	GEN-2				
Job :	Mojave Solar Project				
Date: 02/06/14	Description: Structural Master Drawing List				
Sheet No.	Description	Applicable Condition of Certification	Vendor Supplied or EOR	Reason for Submittal	Revision
6007-PLN-AGE-43-20-0008-2_R6	Alpha Plant Central Plant Lighting Layout	STRUCTURAL - 1	vendor	Approval	6
6007-PLN-AGE-43-20-0008-3_R6	Alpha Plant Central Plant Lighting Layout	STRUCTURAL - 1	vendor	Approval	6
6007-PLN-AGE-58-40-2010_R6	Alpha Central Plant Ullage Overflow Platform Lighting Layout	STRUCTURAL - 1	vendor	Approval	6
6007-PLN-AGE-67-31-2401_R3	Utilities Area Lighting Layout -Standard Alpha plant. Sheet 1.	STRUCTURAL - 1	vendor	Approval	3
6007-PLN-AGE-67-31-2402_R4	Utilities Area Lighting Layout Standard Alpha Plant. Sheet 2.	STRUCTURAL - 1	vendor	Approval	4
6007-PLN-AGE-67-31-2415_R1	Utilities Area Emergency Lighting Layout, Alpha Plant	STRUCTURAL - 1	vendor	Approval	1
6007-PLN-AGE-21-31-6111_R5	SG Area Lighting Layout, Beta Plant	STRUCTURAL - 1	vendor	Approval	5
6007-PLN-AGE-21-31-6112_R4	SG Area Outdoor Lighting Layout Unit B, Beta Plant	STRUCTURAL - 1	vendor	Approval	4
6007-PLN-AGE-21-31-6113_R4	SG Area Outdoor Lighting Layout Unit A, Beta Plant	STRUCTURAL - 1	vendor	Approval	4
6007-PLN-AGE-21-31-6114_R5	SG Area Outdoor Lighting Layout Reheaters, Beta Plant	STRUCTURAL - 1	vendor	Approval	5
6007-PLN-AGE-21-31-6116_R1	SG Area Emergency Lighting Layout, Beta Plant Unit A	STRUCTURAL - 1	vendor	Approval	1
6007-PLN-AGE-21-31-6117_R1	SG Area Emergency Lighting Layout, Beta Plant Unit B	STRUCTURAL - 1	vendor	Approval	1
6007-PLN-AGE-21-31-6121_R3	SG Area Lighting Details, Beta Plant	STRUCTURAL - 1	vendor	Approval	3
6007-PLN-AGE-25-31-6701_R5	Power Block Area Lighting Layout Beta Plant	STRUCTURAL - 1	vendor	Approval	5
6007-PLN-AGE-25-31-6702_R3	Power Block Area STG AUX Equipment Structure Lighting Layout Beta Plant	STRUCTURAL - 1	vendor	Approval	3
6007-PLN-AGE-25-31-6703_R3	Power Block Area STG AUX Equipment Structure Lighting Layout Beta Plant	STRUCTURAL - 1	vendor	Approval	3
6007-PLN-AGE-25-31-6704_R3	Power Block Area STG AUX Equipment Structure Lighting Layout Beta Plant	STRUCTURAL - 1	vendor	Approval	3
6007-PLN-AGE-25-31-6705_R3	Power Block Area STG AUX Equipment Structure Lighting Layout Beta	STRUCTURAL - 1	vendor	Approval	3
6007-PLN-AGE-25-31-6706_R2	Power Block STG Lighting Layout Beta Plant	STRUCTURAL - 1	vendor	Approval	2
6007-PLN-AGE-25-31-6707_R0	Power Block Lube Oil Lighting Layout Beta Plant	STRUCTURAL - 1	vendor	Approval	0
6007-PLN-AGE-25-31-6708_R0	Power Block Area STG Aux Equipment Structure Emergency Lighting layout, Beta Plant	STRUCTURAL - 1	vendor	Approval	0
6007-PLN-AGE-25-31-6709_R0	Power Block STG Emergency Lighting Layout, Beta Plant	STRUCTURAL - 1	vendor	Approval	0
6007-PLN-AGE-25-31-6710_R1	Power Block Area Emergency Lighting Layout, Beta Plant	STRUCTURAL - 1	vendor	Approval	1
6007-PLN-AGE-25-31-6711_R0	Power Block Lube Oil Emergency Lighting Layout, Beta Plant	STRUCTURAL - 1	vendor	Approval	0
6007-PLN-AGE-43-20-0016-1_R6	Beta Plant Central Plant Lighting Layout	STRUCTURAL - 1	vendor	Approval	6
6007-PLN-AGE-43-20-0016-2_R6	Beta Plant Central Plant Lighting Layout	STRUCTURAL - 1	vendor	Approval	6
6007-PLN-AGE-43-20-0016-3_R6	Beta Plant Central Plant Lighting Layout	STRUCTURAL - 1	vendor	Approval	6
6007-PLN-AGE-58-40-6010_R6	Beta Central Plant Ullage Overflow Platform Lighting Layout	STRUCTURAL - 1	vendor	Approval	6
6007-PLN-AGE-67-31-6801_R3	Utilities Area Lighting Layout Standard Beta Plant. Sheet 1.	STRUCTURAL - 1	vendor	Approval	3
6007-PLN-AGE-67-31-6802_R4	Utilities Area Lighting Layout Standard Beta Plant. Sheet 1.	STRUCTURAL - 1	vendor	Approval	4
6007-PLN-AGE-67-31-6815_R1	Utilities Area Emergency Lighting Layout, Beta Plant.	STRUCTURAL - 1	vendor	Approval	1
6007-PLN-AGE-43-20-0032-1_R6	Alpha Plant Central Plant Circuit Routing and Duct Bank Details	STRUCTURAL - 1	vendor	Approval	6
6007-PLN-AGE-43-20-0032-2_R6	Alpha Plant Central Plant Circuit Routing and Duct Bank Details	STRUCTURAL - 1	vendor	Approval	6
6007-PLN-AGE-43-20-0033-1_R6	Beta Plant Central Plant Circuit Routing	STRUCTURAL - 1	vendor	Approval	6
6007-PLN-AGE-43-20-0033-2_R6	Beta Plant Central Plant Circuit Routing	STRUCTURAL - 1	vendor	Approval	6
6007-PLN-AGE-43-20-0033-3_R6	Beta Plant Central Plant Circuit Routing	STRUCTURAL - 1	vendor	Approval	6
6007-PLN-GTH-28-33-0001_R0-signed.pdf	Electrical Grounding Detail	STRUCTURAL - 1	vendor	Approval	0
6007-PLN-GTH-28-33-2600_R0-signed.pdf	Cover Sheet Alpha	STRUCTURAL - 1	vendor	Approval	0
6007-PLN-GTH-28-33-2601_R0-signed.pdf	Electrical Grounding Grounding Layout Alpha-Beta Site Building #26	STRUCTURAL - 1	vendor	Approval	0
6007-PLN-GTH-28-33-4600_R0-signed.pdf	Cover Sheet Beta	STRUCTURAL - 1	vendor	Approval	0
6007-PLN-GTH-28-33-2700_R0-signed.pdf	Mojave Solar Project. Alpha Plant Power Block Center Electrical Bldg 27	STRUCTURAL - 1	vendor	Approval	0
6007-PLN-GTH-28-33-2701_R0-signed.pdf	Electrical Grounding Grounding Layout Alpha-Beta Site Building #27	STRUCTURAL - 1	vendor	Approval	0
6007-PLN-GTH-28-33-4700_R0-signed.pdf	Mojave Solar Project. Beta Plant Power Block Center Electrical Bldg 27	STRUCTURAL - 1	vendor	Approval	0
6007-PLN-GTH-28-33-0001_R0-signed.pdf	Electrical Grounding Detail	STRUCTURAL - 1	vendor	Approval	0
6007-PLN-GTH-28-33-2200_R0-signed.pdf	Mojave Solar Project. Alpha Plant Power Block South Electrical Bldg #22 Foundations	STRUCTURAL - 1	vendor	Approval	0
6007-PLN-GTH-28-33-2201_R0-signed.pdf	Electrical Grounding Grounding Layout Alpha-Beta Site Building #22	STRUCTURAL - 1	vendor	Approval	0
6007-PLN-GTH-28-33-4200_R0-signed.pdf	Mojave Solar Project. Beta Plant Power Block South Electrical Bldg #22 Foundations	STRUCTURAL - 1	vendor	Approval	0
ab22_01	Building #22 Alpha Plant Layout	STRUCTURAL - 1	vendor	Approval	0
ab22_02	Building #22 Alpha Plant Building Floor Columns/Beams Layout	STRUCTURAL - 1	vendor	Approval	0
ab22_03	Building #22 Alpha Plant Floor Framing Plan & Embed Plate layout	STRUCTURAL - 1	vendor	Approval	0
ab22_04	Builiding #22 Alpha Plant Detail	STRUCTURAL - 1	vendor	Approval	0
ab22_05	Building #22 Alpha Plant Detail	STRUCTURAL - 1	vendor	Approval	0
ab22_06	Building #22 Alpha Plant Base Plan & Blockout Plan	STRUCTURAL - 1	vendor	Approval	0
ab22_07	Building #22 Alpha Plant Base Plan & Blockout Plan	STRUCTURAL - 1	vendor	Approval	0
ab22_08	Building #22 Alpha Plant Base Plan & Blockout Plan	STRUCTURAL - 1	vendor	Approval	0
ab22_09	Building #22 Alpha Plant Base Plan & Blockout Plan	STRUCTURAL - 1	vendor	Approval	0
ab22_10	Building #22 Alpha Plant Base Plan & Blockout Plan	STRUCTURAL - 1	vendor	Approval	0
ab22_11	Building #22 Alpha Plant Base Plan & Blockout Plan	STRUCTURAL - 1	vendor	Approval	0
ab22_12	Building #22 Alpha Plant Base Plan & Blockout Plan	STRUCTURAL - 1	vendor	Approval	0
ab22_13	Building #22 Alpha Plant Base Assembly Plan	STRUCTURAL - 1	vendor	Approval	0
ab22_14	Building #22 Alpha Plant Roof Plan	STRUCTURAL - 1	vendor	Approval	0
ab22_15	Building #22 Alpha Plant Roof Plan	STRUCTURAL - 1	vendor	Approval	0
ab22_16	Building #22 Alpha Plant Roof Plan	STRUCTURAL - 1	vendor	Approval	0
ab22_17	Building #22 Alpha Plant Roof Plan	STRUCTURAL - 1	vendor	Approval	0
ab22_18	Building #22 Alpha Plant Roof Assembly Plan	STRUCTURAL - 1	vendor	Approval	0
ab22_19	Building #22 Alpha Plant Wall Plan	STRUCTURAL - 1	vendor	Approval	0
ab22_20	Building #22 Alpha Plant Wall Plan	STRUCTURAL - 1	vendor	Approval	0
ab22_21	Building #22 Alpha Plant Wall Plan	STRUCTURAL - 1	vendor	Approval	0
ab22_22	Building #22 Alpha Plant Wall Plan	STRUCTURAL - 1	vendor	Approval	0
ab22_23	Building #22 Alpha Plant Wall Plan & Blockout Plan	STRUCTURAL - 1	vendor	Approval	0
ab22_24	Building #22 Alpha Plant Wall Plan & Blockout Plan	STRUCTURAL - 1	vendor	Approval	0
ab22_25	Building #22 Alpha Plant Wall Plan	STRUCTURAL - 1	vendor	Approval	0
ab22_26	Building #22 Alpha Plant Wall Assembly Plan	STRUCTURAL - 1	vendor	Approval	0
ab22_27	Building #22 Alpha Plant Wall Plan & Blockout Plan	STRUCTURAL - 1	vendor	Approval	0
ab22_28	Building #22 Alpha Plant Wall Plan & Blockout Plan	STRUCTURAL - 1	vendor	Approval	0
ab22_29	Building #22 Alpha Plant Wall Plan & Blockout Plan	STRUCTURAL - 1	vendor	Approval	0
ab22_30	Building #22 Alpha Plant Wall Plan & Blockout Plan	STRUCTURAL - 1	vendor	Approval	0
ab22_31	Building #22 Alpha Plant Wall Assembly Plan	STRUCTURAL - 1	vendor	Approval	0
ab22_32	Building #22 Alpha Plant Wall Plan	STRUCTURAL - 1	vendor	Approval	0
ab22_33	Building #22 Alpha Plant Wall Plan & Blockout Plan	STRUCTURAL - 1	vendor	Approval	0
ab22_34	Building #22 Alpha Plant Wall Plan	STRUCTURAL - 1	vendor	Approval	0
ab22_35	Building #22 Alpha Plant Wall Plan	STRUCTURAL - 1	vendor	Approval	0
ab22_36	Building #22 Alpha Plant Wall Plan & Blockout Plan	STRUCTURAL - 1	vendor	Approval	0
ab22_37	Building #22 Alpha Plant Wall Plan & Blockout Plan	STRUCTURAL - 1	vendor	Approval	0
ab22_38	Building #22 Alpha Plant Wall Blockout Plan	STRUCTURAL - 1	vendor	Approval	0
ab22_39	Building #22 Alpha Plant Wall Assembly Plan	STRUCTURAL - 1	vendor	Approval	0
ab22_40	Building #22 Alpha Plant Wall Plan	STRUCTURAL - 1	vendor	Approval	0
ab22_41	Building #22 Alpha Plant Wall Plan & Blockout Plan	STRUCTURAL - 1	vendor	Approval	0

Compliance No.:	GEN-2				
Job :	Mojave Solar Project				
Date: 02/06/14	Description: Structural Master Drawing List				
Sheet No.	Description	Applicable Condition of Certification	Vendor Supplied or EOR	Reason for Submittal	Revision
ab22_42	Building #22 Alpha Plant Wall Plan & Blockout Plan	STRUCTURAL - 1	vendor	Approval	0
ab22_43	Building #22 Alpha Plant Wall Assembly Plan	STRUCTURAL - 1	vendor	Approval	0
ab22_44	Building #22 Alpha Plant Wall Plan	STRUCTURAL - 1	vendor	Approval	0
ab22_45	Building #22 Alpha Plant Wall Plan & Blockout Plan	STRUCTURAL - 1	vendor	Approval	0
ab22_46	Building #22 Alpha Plant Wall Plan	STRUCTURAL - 1	vendor	Approval	0
ab22_47	Building #22 Alpha Plant Wall Plan	STRUCTURAL - 1	vendor	Approval	0
ab22_48	Building #22 Alpha Plant Wall Plan	STRUCTURAL - 1	vendor	Approval	0
ab22_49	Building #22 Alpha Plant Wall Plan	STRUCTURAL - 1	vendor	Approval	0
ab22_50	Building #22 Alpha Plant Wall Plan	STRUCTURAL - 1	vendor	Approval	0
ab22_51	Building #22 Alpha Plant Wall Plan & Blockout Plan	STRUCTURAL - 1	vendor	Approval	0
ab22_52	Building #22 Alpha Plant Wall Plan	STRUCTURAL - 1	vendor	Approval	0
ab22_53	Building #22 Alpha Plant Wall Assembly Plan	STRUCTURAL - 1	vendor	Approval	0
ab22_54	Building #22 Alpha Plant Base Rebar Plan	STRUCTURAL - 1	vendor	Approval	0
ab22_55	Building #22 Alpha Plant Base Rebar Plan	STRUCTURAL - 1	vendor	Approval	0
ab22_56	Building #22 Alpha Plant Base Rebar Plan	STRUCTURAL - 1	vendor	Approval	0
ab22_57	Building #22 Alpha Plant Base Rebar Plan	STRUCTURAL - 1	vendor	Approval	0
ab22_58	Building #22 Alpha Plant Roof Rebar Plan	STRUCTURAL - 1	vendor	Approval	0
ab22_59	Building #22 Alpha Plant Roof Rebar Plan	STRUCTURAL - 1	vendor	Approval	0
ab22_60	Building #22 Alpha Plant Roof Rebar Plan	STRUCTURAL - 1	vendor	Approval	0
ab22_61	Building #22 Alpha Plant Roof Rebar Plan	STRUCTURAL - 1	vendor	Approval	0
ab22_62	Building #22 Alpha Plant Wall Rebar Plan	STRUCTURAL - 1	vendor	Approval	0
ab22_63	Building #22 Alpha Plant Wall Rebar Plan	STRUCTURAL - 1	vendor	Approval	0
ab22_64	Building #22 Alpha Plant Wall Rebar Plan	STRUCTURAL - 1	vendor	Approval	0
ab22_65	Building #22 Alpha Plant Wall Rebar Plan	STRUCTURAL - 1	vendor	Approval	0
ab22_66	Building #22 Alpha Plant Wall Rebar Plan	STRUCTURAL - 1	vendor	Approval	0
ab22_67	Building #22 Alpha Plant Wall Rebar Plan	STRUCTURAL - 1	vendor	Approval	0
ab22_68	Building #22 Alpha Plant Details	STRUCTURAL - 1	vendor	Approval	0
ab22_69	Building #22 Alpha Plant Details	STRUCTURAL - 1	vendor	Approval	0
ab22_70	Building #22 Alpha Plant Details	STRUCTURAL - 1	vendor	Approval	0
ab22_71	Building #22 Alpha Plant Details	STRUCTURAL - 1	vendor	Approval	0
ab22_72	Building #22 Alpha Plant Details	STRUCTURAL - 1	vendor	Approval	0
ab22_73	Building #22 Alpha Plant Details	STRUCTURAL - 1	vendor	Approval	0
ab22_74	Building #22 Alpha Plant Details	STRUCTURAL - 1	vendor	Approval	0
ab22_75	Building #22 Alpha Plant Details	STRUCTURAL - 1	vendor	Approval	0
ab22_76	Building #22 Alpha Plant Building Assembly Plan	STRUCTURAL - 1	vendor	Approval	0
ab22_s01	General Structural Notes	STRUCTURAL - 1	vendor	Approval	5
ab22_StrucCover	Mojave Solar Project. Alpha Plant Power Block South Electrical Bldg. 22 - Structure	STRUCTURAL - 1	vendor	Approval	0
MojaveBldg22StrucCalcs	Structural Calculations	STRUCTURAL - 1	vendor	Approval	0
bb22_01	Building #22 Beta Plant Layout	STRUCTURAL - 1	vendor	Approval	0
bb22_02	Building #22 Beta Plant Building Floor Columns/Beams Layout	STRUCTURAL - 1	vendor	Approval	0
bb22_03	Building #22 Beta Plant Floor Framing Plan & Embed Plate layouy	STRUCTURAL - 1	vendor	Approval	0
bb22_04	Building #22 Beta Plant Detail	STRUCTURAL - 1	vendor	Approval	0
bb22_05	Building #22 Beta Plant Detail	STRUCTURAL - 1	vendor	Approval	0
bb22_06	Building #22 Beta Plant Base Plan & Blockout Plan	STRUCTURAL - 1	vendor	Approval	0
bb22_07	Building #22 Beta Plant Base Plan & Blockout Plan	STRUCTURAL - 1	vendor	Approval	0
bb22_08	Building #22 Beta Plant Base Plan & Blockout Plan	STRUCTURAL - 1	vendor	Approval	0
bb22_09	Building #22 Beta Plant Base Plan & Blockout Plan	STRUCTURAL - 1	vendor	Approval	0
bb22_10	Building #22 Beta Plant Base Plan & Blockout Plan	STRUCTURAL - 1	vendor	Approval	0
bb22_11	Building #22 Beta Plant Base Plan & Blockout Plan	STRUCTURAL - 1	vendor	Approval	0
bb22_12	Building #22 Beta Plant Base Plan & Blockout Plan	STRUCTURAL - 1	vendor	Approval	0
bb22_13	Building #22 Beta Plant Base Assembly Plan	STRUCTURAL - 1	vendor	Approval	0
bb22_14	Building #22 Beta Plant Roof Plan	STRUCTURAL - 1	vendor	Approval	0
bb22_15	Building #22 Beta Plant Roof Plan	STRUCTURAL - 1	vendor	Approval	0
bb22_16	Building #22 Beta Plant Roof Plan	STRUCTURAL - 1	vendor	Approval	0
bb22_17	Building #22 Beta Plant Roof Plan	STRUCTURAL - 1	vendor	Approval	0
bb22_18	Building #22 Beta Plant Roof Assembly Plan	STRUCTURAL - 1	vendor	Approval	0
bb22_19	Building #22 Beta Plant Wall Plan	STRUCTURAL - 1	vendor	Approval	0
bb22_20	Building #22 Beta Plant Wall Plan	STRUCTURAL - 1	vendor	Approval	0
bb22_21	Building #22 Beta Plant Wall Plan	STRUCTURAL - 1	vendor	Approval	0
bb22_22	Building #22 Beta Plant Wall Plan	STRUCTURAL - 1	vendor	Approval	0
bb22_23	Building #22 Beta Plant Wall Plan & Blockout Plan	STRUCTURAL - 1	vendor	Approval	0
bb22_24	Building #22 Beta Plant Wall Plan & Blockout Plan	STRUCTURAL - 1	vendor	Approval	0
bb22_25	Building #22 Beta Plant Wall Plan	STRUCTURAL - 1	vendor	Approval	0
bb22_26	Building #22 Beta Plant Wall Assembly Plan	STRUCTURAL - 1	vendor	Approval	0
bb22_27	Building #22 Beta Plant Wall plan & Blockout Plan	STRUCTURAL - 1	vendor	Approval	0
bb22_28	Building #22 Beta Plant Wall plan & Blockout Plan	STRUCTURAL - 1	vendor	Approval	0
bb22_29	Building #22 Beta Plant Wall Plan& Blockout Plan	STRUCTURAL - 1	vendor	Approval	0
bb22_30	Building #22 Beta Plant Wall Plan& Blockout Plan	STRUCTURAL - 1	vendor	Approval	0
bb22_31	Building #22 Beta Plant Wall Assembly Plan	STRUCTURAL - 1	vendor	Approval	0
bb22_32	Building #22 Beta Plant Wall Plan	STRUCTURAL - 1	vendor	Approval	0
bb22_33	Building #22 Beta Plant Wall Plan & Blockout Plan	STRUCTURAL - 1	vendor	Approval	0
bb22_34	Building #22 Beta Plant Wall Plan	STRUCTURAL - 1	vendor	Approval	0
bb22_35	Building #22 Beta Plant Wall Plan	STRUCTURAL - 1	vendor	Approval	0
bb22_36	Building #22 Beta Plant Wall Plan & Blockout Plan	STRUCTURAL - 1	vendor	Approval	0
bb22_37	Building #22 Beta Plant Wall Plan & Blockout Plan	STRUCTURAL - 1	vendor	Approval	0
bb22_38	Building #22 Beta Plant Wall Blockout Plan	STRUCTURAL - 1	vendor	Approval	0
bb22_39	Building #22 Beta Plant Wall Assembly Plan	STRUCTURAL - 1	vendor	Approval	0
bb22_40	Building #22 Beta Plant Wall Plan	STRUCTURAL - 1	vendor	Approval	0
bb22_41	Building #22 Beta Plant Wall Plan & Blockout Plan	STRUCTURAL - 1	vendor	Approval	0
bb22_42	Building #22 Beta Plant Wall Plan & Blockout Plan	STRUCTURAL - 1	vendor	Approval	0
bb22_43	Building #22 Beta Plant Wall Assembly Plan	STRUCTURAL - 1	vendor	Approval	0
bb22_44	Building #22 Beta Plant Wall Plan	STRUCTURAL - 1	vendor	Approval	0
bb22_45	Building #22 Beta Plant Wall Plan & Blockout Plan	STRUCTURAL - 1	vendor	Approval	0
bb22_46	Building #22 Beta Plant Wall Plan	STRUCTURAL - 1	vendor	Approval	0
bb22_47	Building #22 Beta Plant Wall Plan	STRUCTURAL - 1	vendor	Approval	0
bb22_48	Building #22 Beta Plant Wall Assembly Plan	STRUCTURAL - 1	vendor	Approval	0
bb22_49	Building #22 Beta Plant Wall Plan	STRUCTURAL - 1	vendor	Approval	0
bb22_50	Building #22 Beta Plant Wall Plan	STRUCTURAL - 1	vendor	Approval	0

ABENER TEYMA
MOJAVE

Compliance No.:	GEN-2				
Job :	Mojave Solar Project				
Date: 02/06/14	Description: Structural Master Drawing List				
Sheet No.	Description	Applicable Condition of Certification	Vendor Supplied or EOR	Reason for Submittal	Revision
bb22_51	Building #22 Beta Plant Wall Plan & Blockout Plan	STRUCTURAL - 1	vendor	Approval	0
bb22_52	Building #22 Beta Plant Wall Plan	STRUCTURAL - 1	vendor	Approval	0
bb22_53	Building #22 Beta Plant Wall Assembly Plan	STRUCTURAL - 1	vendor	Approval	0
bb22_54	Building #22 Beta Plant Base Rebar Plan	STRUCTURAL - 1	vendor	Approval	0
bb22_55	Building #22 Beta Plant Base Rebar Plan	STRUCTURAL - 1	vendor	Approval	0
bb22_56	Building #22 Beta Plant Base Rebar Plan	STRUCTURAL - 1	vendor	Approval	0
bb22_57	Building #22 Beta Plant Base Rebar Plan	STRUCTURAL - 1	vendor	Approval	0
bb22_58	Building #22 Beta Plant Roof Rebar Plan	STRUCTURAL - 1	vendor	Approval	0
bb22_59	Building #22 Beta Plant Roof Rebar Plan	STRUCTURAL - 1	vendor	Approval	0
bb22_60	Building #22 Beta Plant Roof Rebar Plan	STRUCTURAL - 1	vendor	Approval	0
bb22_61	Building #22 Beta Plant Roof Rebar Plan	STRUCTURAL - 1	vendor	Approval	0
bb22_62	Building #22 Beta Plant Wall Rebar Plan	STRUCTURAL - 1	vendor	Approval	0
bb22_63	Building #22 Beta Plant Wall Rebar Plan	STRUCTURAL - 1	vendor	Approval	0
bb22_64	Building #22 Beta Plant Wall Rebar Plan	STRUCTURAL - 1	vendor	Approval	0
bb22_65	Building #22 Beta Plant Wall Rebar Plan	STRUCTURAL - 1	vendor	Approval	0
bb22_66	Building #22 Beta Plant Wall Rebar Plan	STRUCTURAL - 1	vendor	Approval	0
bb22_67	Building #22 Beta Plant Wall Rebar Plan	STRUCTURAL - 1	vendor	Approval	0
bb22_68	Building #22 Beta Plant Detail	STRUCTURAL - 1	vendor	Approval	0
bb22_69	Building #22 Beta Plant Detail	STRUCTURAL - 1	vendor	Approval	0
bb22_70	Building #22 Beta Plant Detail	STRUCTURAL - 1	vendor	Approval	0
bb22_71	Building #22 Beta Plant Detail	STRUCTURAL - 1	vendor	Approval	0
bb22_72	Building #22 Beta Plant Detail	STRUCTURAL - 1	vendor	Approval	0
bb22_73	Building #22 Beta Plant Detail	STRUCTURAL - 1	vendor	Approval	0
bb22_74	Building #22 Beta Plant Detail	STRUCTURAL - 1	vendor	Approval	0
bb22_75	Building #22 Beta Plant Detail	STRUCTURAL - 1	vendor	Approval	0
bb22_76	Building #22 Beta Plant Building Assemble Plan	STRUCTURAL - 1	vendor	Approval	0
bb22_s01	General Structural Notes	STRUCTURAL - 1	vendor	Approval	5
bb22_StrucCover	Mojave Solar Project. Beta Plant Power Block South Electrical Bldg. 22 - Structure	STRUCTURAL - 1	vendor	Approval	0
SubmittalLetter20130906	Abengoa Mojave Solar Electrical Building #22 Submittal	STRUCTURAL - 1	vendor	Approval	NA
6007-PLN-GTH-28-33-2202	Mojave Solar Project. Alpha Plant Power Block South Electrical Bldg. 22 - Mechanical	STRUCTURAL - 1	vendor	Approval	0
6007-PLN-GTH-28-33-4202	Mojave Solar Project. Beta Plant Power Block South Electrical Bldg. 22 - Mechanical	STRUCTURAL - 1	vendor	Approval	0
22 M1.0-Layout1 - Alpha	Mechanical Symbol, Abb. Gen Notes & Sheet Index	STRUCTURAL - 1	vendor	Approval	0
22 M1.0-Layout1 - Beta	Mechanical Symbol, Abb. Gen Notes & Sheet Index	STRUCTURAL - 1	vendor	Approval	0
22 M1.1-Layout1 - Alpha	Schedules & Floor Plans	STRUCTURAL - 1	vendor	Approval	0
22 M1.1-Layout1 - Beta	Schedules & Floor Plans	STRUCTURAL - 1	vendor	Approval	0
6007-CAL-AGE-58-54-2700	MOJAVE SOLAR RACK 2 SILENCER HTF STRUCTURE (ALPHA)	STRUCTURAL - 1	vendor	Approval	0
ab27_S0.1	General Structural Notes	STRUCTURAL - 1	vendor	Approval	4
ab27_S1.1	Mat Foundation Plan - Alpha Site	STRUCTURAL - 1	vendor	Approval	6
ab27_S2.1	Floor Framing Plan - Alpha Site	STRUCTURAL - 1	vendor	Approval	4
ab27_S3.1	Foundation Details	STRUCTURAL - 1	vendor	Approval	4
bb27_S0.1	General Structural Notes	STRUCTURAL - 1	vendor	Approval	4
bb27_S1.1	Mat Foundation Plan - Beta Site	STRUCTURAL - 1	vendor	Approval	4
bb27_S2.1	Floor Framing Plan - Beta Site	STRUCTURAL - 1	vendor	Approval	4
bb27_S3.1	Foundation Details	STRUCTURAL - 1	vendor	Approval	4
XSection.pdf	Typical Bldg Cross Section	STRUCTURAL - 1	vendor	Approval	NA
FoundationCalcs_20130712	Structural Calculations	STRUCTURAL - 1	vendor	Approval	0
MojaveBldg27StrucCalcs	Structural Calculations	STRUCTURAL - 1	vendor	Approval	0
20130919_Letter	Abengoa Mojave Solar Electrical Building #27 Response Letter	STRUCTURAL - 1	vendor	Approval	NA
S1.1	Mat Foundation Plan - Beta Site	STRUCTURAL - 1	vendor	Approval	6
S2.1	Floor Framing Plan - Beta Site	STRUCTURAL - 1	vendor	Approval	6
20130918_Letter	Abengoa Mojave Solar Electrical Building #22 Response Letter	STRUCTURAL - 1	vendor	Approval	n/a
Compressed_Air-Anchor_Bolts_Part1	Seismic Calculation Worksheet	STRUCTURAL - 1	vendor	Approval	NA
Compressed_Air-Anchor_Bolts_Part2	Seismic Calculation Worksheet	STRUCTURAL - 1	vendor	Approval	NA
Compressed_Air-Anchor_Bolts_Part3	Seismic Calculation Worksheet	STRUCTURAL - 1	vendor	Approval	NA
Compressed_Air-Anchor_Bolts_Part4	Seismic Calculation Worksheet	STRUCTURAL - 1	vendor	Approval	NA
Compressed_Air-Anchor_Bolts_Part5	Seismic Calculation Worksheet	STRUCTURAL - 1	vendor	Approval	NA
6007-PLN-JHF-16-62-0001	Plan Foundation Aircooled, Low Ambient	STRUCTURAL - 1	vendor	Approval	A
6007-PLN-JHF-16-62-0002	General Arrangement Dryer	STRUCTURAL - 1	vendor	Approval	0
6007-PLN-JHF-16-62-0003	General Arrangement Air Receiver 1550 Gallon	STRUCTURAL - 1	vendor	Approval	0
6007-PLN-JHF-16-62-0004	General Arrangement Air Receiver 2560 Gallon	STRUCTURAL - 1	vendor	Approval	0
6007-PLN-JHF-16-62-0005	General Arrangement Trim Cooler	STRUCTURAL - 1	vendor	Approval	0
Plan Check Reply - STRUC 1-16_02	Revision Letter	STRUCTURAL - 1	vendor	Approval	NA
6007-PLN-AGE-CSA	Mojave solar Project. Alpha Plant Power Block Center Electrical Bldg 27-Structure	STRUCTURAL - 1	vendor	Approval	0
ab27_01	Building #27 Alpha Plant Layout	STRUCTURAL - 1	vendor	Approval	0
ab27_02	Building #27 Alpha Plant Building Floor Columns/Beams Layout	STRUCTURAL - 1	vendor	Approval	0
ab27_03	Building #27 Alpha Plant Floor Framing Plan & Embed Plate layout	STRUCTURAL - 1	vendor	Approval	0
ab27_04	Building #27 Alpha Plant Detail	STRUCTURAL - 1	vendor	Approval	0
ab27_05	Building #27 Alpha Plant Detail	STRUCTURAL - 1	vendor	Approval	0
ab27_06	Building #27 Alpha Plant Base Plan & Blockout Plan	STRUCTURAL - 1	vendor	Approval	0
ab27_07	Building #27 Alpha Plant Base Plan & Blockout Plan	STRUCTURAL - 1	vendor	Approval	0
ab27_08	Building #27 Alpha Plant Base Plan & Blockout Plan	STRUCTURAL - 1	vendor	Approval	0
ab27_09	Building #27 Alpha Plant Base Plan & Blockout Plan	STRUCTURAL - 1	vendor	Approval	0
ab27_10	Building #27 Alpha Plant Base Plan & Blockout Plan	STRUCTURAL - 1	vendor	Approval	0
ab27_11	Building #27 Alpha Plant Base Plan & Blockout Plan	STRUCTURAL - 1	vendor	Approval	0
ab27_12	Building #27 Alpha Plant Base Assembly Plan	STRUCTURAL - 1	vendor	Approval	0
ab27_13	Building #27 Alpha Plant Roof Plan	STRUCTURAL - 1	vendor	Approval	0
ab27_14	Building #27 Alpha Plant Roof Plan	STRUCTURAL - 1	vendor	Approval	0
ab27_15	Building #27 Alpha Plant Roof Plan	STRUCTURAL - 1	vendor	Approval	0
ab27_16	Building #27 Alpha Plant Roof Plan	STRUCTURAL - 1	vendor	Approval	0
ab27_17	Building #27 Alpha Plant Roof Plan	STRUCTURAL - 1	vendor	Approval	0
ab27_18	Building #27 Alpha Plant Roof Plan	STRUCTURAL - 1	vendor	Approval	0
ab27_19	Building #27 Alpha Plant Roof Assembly Plan	STRUCTURAL - 1	vendor	Approval	0
ab27_20	Building #27 Alpha Plant Wall Plan	STRUCTURAL - 1	vendor	Approval	0
ab27_21	Building #27 Alpha Plant Wall Plan	STRUCTURAL - 1	vendor	Approval	0
ab27_22	Building #27 Alpha Plant Wall Blockout Plan	STRUCTURAL - 1	vendor	Approval	0
ab27_23	Building #27 Alpha Plant Wall Plan & Blockout Plan	STRUCTURAL - 1	vendor	Approval	0
ab27_24	Building #27 Alpha Plant Wall Plan	STRUCTURAL - 1	vendor	Approval	0
ab27_25	Building #27 Alpha Plant Wall Blockout Plan	STRUCTURAL - 1	vendor	Approval	0

ABENER TEYMA
MOJAVE

Compliance No.:	GEN-2				
Job :	Mojave Solar Project				
Date: 02/06/14	Description: Structural Master Drawing List				
Sheet No.	Description	Applicable Condition of Certification	Vendor Supplied or EOR	Reason for Submittal	Revision
ab27_26	Building #27 Alpha Plant Wall Plan	STRUCTURAL - 1	vendor	Approval	0
ab27_27	Building #27 Alpha Plant Wall Blockout Plan	STRUCTURAL - 1	vendor	Approval	0
ab27_28	Building #27 Alpha Plant Wall Plan	STRUCTURAL - 1	vendor	Approval	0
ab27_29	Building #27 Alpha Plant Wall Blockout Plan	STRUCTURAL - 1	vendor	Approval	0
ab27_30	Building #27 Alpha Plant Wall Plan	STRUCTURAL - 1	vendor	Approval	0
ab27_31	Building #27 Alpha Plant Wall Assembly Plan	STRUCTURAL - 1	vendor	Approval	0
ab27_32	Building #27 Alpha Plant Wall Plan	STRUCTURAL - 1	vendor	Approval	0
ab27_33	Building #27 Alpha Plant Wall Plan & Blockout Plan	STRUCTURAL - 1	vendor	Approval	0
ab27_34	Building #27 Alpha Plant Wall Plan	STRUCTURAL - 1	vendor	Approval	0
ab27_35	Building #27 Alpha Plant Wall Assembly Plan	STRUCTURAL - 1	vendor	Approval	0
ab27_36	Building #27 Alpha Plant Wall Plan	STRUCTURAL - 1	vendor	Approval	0
ab27_37	Building #27 Alpha Plant Wall Plan	STRUCTURAL - 1	vendor	Approval	0
ab27_38	Building #27 Alpha Plant Wall Plan	STRUCTURAL - 1	vendor	Approval	0
ab27_39	Building #27 Alpha Plant Wall Plan	STRUCTURAL - 1	vendor	Approval	0
ab27_40	Building #27 Alpha Plant Wall Blockout Plan	STRUCTURAL - 1	vendor	Approval	0
ab27_41	Building #27 Alpha Plant Wall Plan	STRUCTURAL - 1	vendor	Approval	0
ab27_42	Building #27 Alpha Plant Wall Plan & Blockout Plan	STRUCTURAL - 1	vendor	Approval	0
ab27_43	Building #27 Alpha Plant Wall Plan	STRUCTURAL - 1	vendor	Approval	0
ab27_44	Building #27 Alpha Plant Wall Blockout Plan	STRUCTURAL - 1	vendor	Approval	0
ab27_45	Building #27 Alpha Plant Wall Assembly Plan	STRUCTURAL - 1	vendor	Approval	0
ab27_46	Building #27 Alpha Plant Wall Plan	STRUCTURAL - 1	vendor	Approval	0
ab27_47	Building #27 Alpha Plant Wall Plan	STRUCTURAL - 1	vendor	Approval	0
ab27_48	Building #27 Alpha Plant Wall Plan	STRUCTURAL - 1	vendor	Approval	0
ab27_49	Building #27 Alpha Plant Wall Assembly Plan	STRUCTURAL - 1	vendor	Approval	0
ab27_50	Building #27 Alpha Plant Wall Plan	STRUCTURAL - 1	vendor	Approval	0
ab27_51	Building #27 Alpha Plant Wall Plan	STRUCTURAL - 1	vendor	Approval	0
ab27_52	Building #27 Alpha Plant Wall Blockout Plan	STRUCTURAL - 1	vendor	Approval	0
ab27_53	Building #27 Alpha Plant Wall Plan	STRUCTURAL - 1	vendor	Approval	0
ab27_54	Building #27 Alpha Plant Wall Assembly Plan	STRUCTURAL - 1	vendor	Approval	0
ab27_55	Building #27 Alpha Plant Wall Plan	STRUCTURAL - 1	vendor	Approval	0
ab27_56	Building #27 Alpha Plant Wall Plan	STRUCTURAL - 1	vendor	Approval	0
ab27_57	Building #27 Alpha Plant Wall Plan	STRUCTURAL - 1	vendor	Approval	0
ab27_58	Building #27 Alpha Plant Wall Plan	STRUCTURAL - 1	vendor	Approval	0
ab27_59	Building #27 Alpha Plant Base Rebar Plan	STRUCTURAL - 1	vendor	Approval	0
ab27_60	Building #27 Alpha Plant Base Rebar Plan	STRUCTURAL - 1	vendor	Approval	0
ab27_61	Building #27 Alpha Plant Base Rebar Plan	STRUCTURAL - 1	vendor	Approval	0
ab27_62	Building #27 Alpha Plant Roof Rebar Plan	STRUCTURAL - 1	vendor	Approval	0
ab27_63	Building #27 Alpha Plant Roof Rebar Plan	STRUCTURAL - 1	vendor	Approval	0
ab27_64	Building #27 Alpha Plant Roof Rebar Plan	STRUCTURAL - 1	vendor	Approval	0
ab27_65	Building #27 Alpha Plant Wall Rebar Plan	STRUCTURAL - 1	vendor	Approval	0
ab27_66	Building #27 Alpha Plant Wall Rebar Plan	STRUCTURAL - 1	vendor	Approval	0
ab27_67	Building #27 Alpha Plant Wall Rebar Plan	STRUCTURAL - 1	vendor	Approval	0
ab27_68	Building #27 Alpha Plant Wall Rebar Plan	STRUCTURAL - 1	vendor	Approval	0
ab27_69	Building #27 Alpha Plant Wall Rebar Plan	STRUCTURAL - 1	vendor	Approval	0
ab27_70	Building #27 Alpha Plant Wall Rebar Plan	STRUCTURAL - 1	vendor	Approval	0
ab27_71	Building #27 Alpha Plant Wall Rebar Plan	STRUCTURAL - 1	vendor	Approval	0
ab27_72	Building #27 Alpha Plant Details	STRUCTURAL - 1	vendor	Approval	0
ab27_73	Building #27 Alpha Plant Details	STRUCTURAL - 1	vendor	Approval	0
ab27_74	Building #27 Alpha Plant Details	STRUCTURAL - 1	vendor	Approval	0
ab27_75	Building #27 Alpha Plant Details	STRUCTURAL - 1	vendor	Approval	0
ab27_76	Building #27 Alpha Plant Details	STRUCTURAL - 1	vendor	Approval	0
ab27_77	Building #27 Alpha Plant Details	STRUCTURAL - 1	vendor	Approval	0
ab27_78	Building #27 Alpha Plant Details	STRUCTURAL - 1	vendor	Approval	0
ab27_79	Building #27 Alpha Plant Details	STRUCTURAL - 1	vendor	Approval	0
ab27_80	Building #27 Alpha Plant Details	STRUCTURAL - 1	vendor	Approval	0
ab27_81	Building #27 Alpha Plant Building Assembly Plan	STRUCTURAL - 1	vendor	Approval	0
aS0.1	General Structural Notes	STRUCTURAL - 1	vendor	Approval	5
6007-PLN-AGE-CSB	Mojave solar Project. Beta Plant Power Block Central Electrical Bldg 27-Structure	STRUCTURAL - 1	vendor	Approval	0
bb27_1	Building #27 Beta Plant Layout	STRUCTURAL - 1	vendor	Approval	0
bb27_2	Building #27 Beta Plant Building Floor Columns/Beams Layout	STRUCTURAL - 1	vendor	Approval	0
bb27_3	Building #27 Beta Plant Framing & Embed Plate layout	STRUCTURAL - 1	vendor	Approval	0
bb27_4	Building #27 Beta Plant Detail	STRUCTURAL - 1	vendor	Approval	0
bb27_5	Building #27 Beta Plant Detail	STRUCTURAL - 1	vendor	Approval	0
bb27_6	Building #27 Beta Plant Base Plan & Blockout Plan	STRUCTURAL - 1	vendor	Approval	0
bb27_7	Building #27 Beta Plant Base Plan & Blockout Plan	STRUCTURAL - 1	vendor	Approval	0
bb27_8	Building #27 Beta Plant Base Plan & Blockout Plan	STRUCTURAL - 1	vendor	Approval	0
bb27_9	Building #27 Beta Plant Base Plan & Blockout Plan	STRUCTURAL - 1	vendor	Approval	0
bb27_10	Building #27 Beta Plant Base Plan & Blockout Plan	STRUCTURAL - 1	vendor	Approval	0
bb27_11	Building #27 Beta Plant Base Plan & Blockout Plan	STRUCTURAL - 1	vendor	Approval	0
bb27_12	Building #27 Beta Plant Base Assembly Plan	STRUCTURAL - 1	vendor	Approval	0
bb27_13	Building #27 Beta Plant Roof Plan	STRUCTURAL - 1	vendor	Approval	0
bb27_14	Building #27 Beta Plant Roof Plan	STRUCTURAL - 1	vendor	Approval	0
bb27_15	Building #27 Beta Plant Roof Plan	STRUCTURAL - 1	vendor	Approval	0
bb27_16	Building #27 Beta Plant Roof Plan	STRUCTURAL - 1	vendor	Approval	0
bb27_17	Building #27 Beta Plant Roof Plan	STRUCTURAL - 1	vendor	Approval	0
bb27_18	Building #27 Beta Plant Roof Plan	STRUCTURAL - 1	vendor	Approval	0
bb27_19	Building #27 Beta Plant Roof Assembly Plan	STRUCTURAL - 1	vendor	Approval	0
bb27_20	Building #27 Beta Plant Wall Plan	STRUCTURAL - 1	vendor	Approval	0
bb27_21	Building #27 Beta Plant Wall Plan	STRUCTURAL - 1	vendor	Approval	0
bb27_22	Building #27 Beta Plant Wall Blockout Plan	STRUCTURAL - 1	vendor	Approval	0
bb27_23	Building #27 Beta Plant Wall Plan & Wall Blockout Plan	STRUCTURAL - 1	vendor	Approval	0
bb27_24	Building #27 Beta Plant Wall Plan	STRUCTURAL - 1	vendor	Approval	0
bb27_25	Building #27 Beta Plant Wall Blockout Plan	STRUCTURAL - 1	vendor	Approval	0
bb27_26	Building #27 Beta Plant Wall Plan	STRUCTURAL - 1	vendor	Approval	0
bb27_27	Building #27 Beta Plant Wall Blockout Plan	STRUCTURAL - 1	vendor	Approval	0
bb27_28	Building #27 Beta Plant Wall Plan	STRUCTURAL - 1	vendor	Approval	0
bb27_29	Building #27 Beta Plant Wall Blockout Plan	STRUCTURAL - 1	vendor	Approval	0
bb27_30	Building #27 Beta Plant Wall Plan	STRUCTURAL - 1	vendor	Approval	0

ABENER TEYMA
MOJAVE

Compliance No.:	GEN-2				
Job :	Mojave Solar Project				
Date: 02/06/14	Description: Structural Master Drawing List				
Sheet No.	Description	Applicable Condition of Certification	Vendor Supplied or EOR	Reason for Submittal	Revision
bb27_31	Building #27 Beta Plant Wall Assembly Plan	STRUCTURAL - 1	vendor	Approval	0
bb27_32	Building #27 Beta Plant Wall Plan	STRUCTURAL - 1	vendor	Approval	0
bb27_33	Building #27 Beta Plant Wall Plan & Blockout Plan	STRUCTURAL - 1	vendor	Approval	0
bb27_34	Building #27 Beta Plant Wall Plan	STRUCTURAL - 1	vendor	Approval	0
bb27_35	Building #27 Beta Plant Wall Assembly Plan	STRUCTURAL - 1	vendor	Approval	0
bb27_36	Building #27 Beta Plant Wall Plan	STRUCTURAL - 1	vendor	Approval	0
bb27_37	Building #27 Beta Plant Wall Plan	STRUCTURAL - 1	vendor	Approval	0
bb27_38	Building #27 Beta Plant Wall Plan	STRUCTURAL - 1	vendor	Approval	0
bb27_39	Building #27 Beta Plant Wall Plan	STRUCTURAL - 1	vendor	Approval	0
bb27_40	Building #27 Beta Plant Wall Blockout Plan	STRUCTURAL - 1	vendor	Approval	0
bb27_41	Building #27 Beta Plant Wall Plan	STRUCTURAL - 1	vendor	Approval	0
bb27_42	Building #27 Beta Plant Wall Plan & Blockout Plan	STRUCTURAL - 1	vendor	Approval	0
bb27_43	Building #27 Beta Plant Wall Plan	STRUCTURAL - 1	vendor	Approval	0
bb27_44	Building #27 Beta Plant Wall Blockout Plan	STRUCTURAL - 1	vendor	Approval	0
bb27_45	Building #27 Beta Plant Wall Assembly Plan	STRUCTURAL - 1	vendor	Approval	0
bb27_46	Building #27 Beta Plant Wall Plan	STRUCTURAL - 1	vendor	Approval	0
bb27_47	Building #27 Beta Plant Wall Plan	STRUCTURAL - 1	vendor	Approval	0
bb27_48	Building #27 Beta Plant Wall Plan	STRUCTURAL - 1	vendor	Approval	0
bb27_49	Building #27 Beta Plant Wall Assembly Plan	STRUCTURAL - 1	vendor	Approval	0
bb27_50	Building #27 Beta Plant Wall Plan	STRUCTURAL - 1	vendor	Approval	0
bb27_51	Building #27 Beta Plant Wall Plan	STRUCTURAL - 1	vendor	Approval	0
bb27_52	Building #27 Beta Plant Wall Blockout Plan	STRUCTURAL - 1	vendor	Approval	0
bb27_53	Building #27 Beta Plant Wall Plan	STRUCTURAL - 1	vendor	Approval	0
bb27_54	Building #27 Beta Plant Wall Assembly Plan	STRUCTURAL - 1	vendor	Approval	0
bb27_55	Building #27 Beta Plant Wall Plan	STRUCTURAL - 1	vendor	Approval	0
bb27_56	Building #27 Beta Plant Wall Plan	STRUCTURAL - 1	vendor	Approval	0
bb27_57	Building #27 Beta Plant Wall Plan	STRUCTURAL - 1	vendor	Approval	0
bb27_58	Building #27 Beta Plant Wall Plan	STRUCTURAL - 1	vendor	Approval	0
bb27_59	Building #27 Beta Plant Base Rebar Plan	STRUCTURAL - 1	vendor	Approval	0
bb27_60	Building #27 Beta Plant Base Rebar Plan	STRUCTURAL - 1	vendor	Approval	0
bb27_61	Building #27 Beta Plant Base Rebar Plan	STRUCTURAL - 1	vendor	Approval	0
bb27_62	Building #27 Beta Plant Roof Rebar Plan	STRUCTURAL - 1	vendor	Approval	0
bb27_63	Building #27 Beta Plant Roof Rebar Plan	STRUCTURAL - 1	vendor	Approval	0
bb27_64	Building #27 Beta Plant Roof Rebar Plan	STRUCTURAL - 1	vendor	Approval	0
bb27_65	Building #27 Beta Plant Wall Rebar Plan	STRUCTURAL - 1	vendor	Approval	0
bb27_66	Building #27 Beta Plant Wall Rebar Plan	STRUCTURAL - 1	vendor	Approval	0
bb27_67	Building #27 Beta Plant Wall Rebar Plan	STRUCTURAL - 1	vendor	Approval	0
bb27_68	Building #27 Beta Plant Wall Rebar Plan	STRUCTURAL - 1	vendor	Approval	0
bb27_69	Building #27 Beta Plant Wall Rebar Plan	STRUCTURAL - 1	vendor	Approval	0
bb27_70	Building #27 Beta Plant Wall Rebar Plan	STRUCTURAL - 1	vendor	Approval	0
bb27_71	Building #27 Beta Plant Wall Rebar Plan	STRUCTURAL - 1	vendor	Approval	0
bb27_72	Building #27 Beta Plant Details	STRUCTURAL - 1	vendor	Approval	0
bb27_73	Building #27 Beta Plant Details	STRUCTURAL - 1	vendor	Approval	0
bb27_74	Building #27 Beta Plant Details	STRUCTURAL - 1	vendor	Approval	0
bb27_75	Building #27 Beta Plant Details	STRUCTURAL - 1	vendor	Approval	0
bb27_76	Building #27 Beta Plant Details	STRUCTURAL - 1	vendor	Approval	0
bb27_77	Building #27 Beta Plant Details	STRUCTURAL - 1	vendor	Approval	0
bb27_78	Building #27 Beta Plant Details	STRUCTURAL - 1	vendor	Approval	0
bb27_79	Building #27 Beta Plant Details	STRUCTURAL - 1	vendor	Approval	0
bb27_80	Building #27 Beta Plant Details	STRUCTURAL - 1	vendor	Approval	0
bb27_81	Building #27 Beta Plant Building Assembly Plan	STRUCTURAL - 1	vendor	Approval	0
bS0.1	General Structural Notes	STRUCTURAL - 1	vendor	Approval	5
MojaveBldg27StrucCalcs	Structural Calculations	STRUCTURAL - 1	vendor	Approval	1
6007-PLN-AGE-57-31-6105_R2	Beta Plant Solar Field 105 LV & FO Cable Trenching Plan	STRUCTURAL - 1	vendor	Approval	R2
ab27_S0.1	General Structural Notes	STRUCTURAL - 1	vendor	Approval	4
ab27_S1.1	Mat Foundation Plan - Alpha Site	STRUCTURAL - 1	vendor	Approval	4
ab27_S2.1	Floor Framing Plan - Alpah Site	STRUCTURAL - 1	vendor	Approval	4
ab27_S3.1	Foundation Details	STRUCTURAL - 1	vendor	Approval	4
MojaveBldg27StrucCalcs	Structural Calculations	STRUCTURAL - 1	vendor	Approval	0
bb27_S0.1	General Structural Notes	STRUCTURAL - 1	vendor	Approval	4
bb27_S1.1	Mat Foundation Plan - Beta Site	STRUCTURAL - 1	vendor	Approval	4
bb27_S2.1	Floor Framing Plan - Beta Site	STRUCTURAL - 1	vendor	Approval	4
bb27_S3.1	Foundation Details	STRUCTURAL - 1	vendor	Approval	4
Response Letter_20130813	Abengoa Mojave Solar Electrical Building #27 Submittal	STRUCTURAL - 1	vendor	Approval	NA
ab27_1	Building #27 Alpha Plant Layout	STRUCTURAL - 1	vendor	Approval	0
ab27_2	Building #27 Alpha Plant Building Floor Columns/Beams Layout	STRUCTURAL - 1	vendor	Approval	0
ab27_3	Building #27 Alpha Plant Floor Framing Plan & Embed Plate layout	STRUCTURAL - 1	vendor	Approval	0
ab27_4	Building #27 Alpha Plant Detail	STRUCTURAL - 1	vendor	Approval	0
ab27_5	Building #27 Alpha Plant Detail	STRUCTURAL - 1	vendor	Approval	0
ab27_6	Building #27 Alpha Plant Base Plan & Blockout Plan	STRUCTURAL - 1	vendor	Approval	0
ab27_7	Building #27 Alpha Plant Base Plan & Blockout Plan	STRUCTURAL - 1	vendor	Approval	0
ab27_8	Building #27 Alpha Plant Base Plan & Blockout Plan	STRUCTURAL - 1	vendor	Approval	0
ab27_9	Building #27 Alpha Plant Base Plan & Blockout Plan	STRUCTURAL - 1	vendor	Approval	0
ab27_10	Building #27 Alpha Plant Base Plan & Blockout Plan	STRUCTURAL - 1	vendor	Approval	0
ab27_11	Building #27 Alpha Plant Base Plan & Blockout Plan	STRUCTURAL - 1	vendor	Approval	0
ab27_12	Building #27 Alpha Plant Base Assembly Plan	STRUCTURAL - 1	vendor	Approval	0
ab27_13	Building #27 Alpha Plant Roof Plan	STRUCTURAL - 1	vendor	Approval	0
ab27_14	Building #27 Alpha Plant Roof Plan	STRUCTURAL - 1	vendor	Approval	0
ab27_15	Building #27 Alpha Plant Roof Plan	STRUCTURAL - 1	vendor	Approval	0
ab27_16	Building #27 Alpha Plant Roof Plan	STRUCTURAL - 1	vendor	Approval	0
ab27_17	Building #27 Alpha Plant Roof Plan	STRUCTURAL - 1	vendor	Approval	0
ab27_18	Building #27 Alpha Plant Roof Plan	STRUCTURAL - 1	vendor	Approval	0
ab27_19	Building #27 Alpha Plant Roof Assembly Plan	STRUCTURAL - 1	vendor	Approval	0
ab27_20	Building #27 Alpha Plant Wall Plan	STRUCTURAL - 1	vendor	Approval	0
ab27_21	Building #27 Alpha Plant Wall Plan	STRUCTURAL - 1	vendor	Approval	0
ab27_22	Building #27 Alpha Plant Wall Blockout Plan	STRUCTURAL - 1	vendor	Approval	0
ab27_23	Building #27 Alpha Plant Wall Plan & Wall Blockout Plan	STRUCTURAL - 1	vendor	Approval	0
ab27_24	Building #27 Alpha Plant Wall Plan	STRUCTURAL - 1	vendor	Approval	0

ABENER TEYMA
MOJAVE

Compliance No.:	GEN-2				
Job :	Mojave Solar Project				
Date: 02/06/14	Description: Structural Master Drawing List				
Sheet No.	Description	Applicable Condition of Certification	Vendor Supplied or EOR	Reason for Submittal	Revision
ab27_25	Building #27 Alpha Plant Wall Blockout Plan	STRUCTURAL - 1	vendor	Approval	0
ab27_26	Building #27 Alpha Plant Wall Plan	STRUCTURAL - 1	vendor	Approval	0
ab27_27	Building #27 Alpha Plant Wall Blockout Plan	STRUCTURAL - 1	vendor	Approval	0
ab27_28	Building #27 Alpha Plant Wall Plan	STRUCTURAL - 1	vendor	Approval	0
ab27_29	Building #27 Alpha Plant Wall Blockout Plan	STRUCTURAL - 1	vendor	Approval	0
ab27_30	Building #27 Alpha Plant Wall Plan	STRUCTURAL - 1	vendor	Approval	0
ab27_31	Building #27 Alpha Plant Wall Assembly Plan	STRUCTURAL - 1	vendor	Approval	0
ab27_32	Building #27 Alpha Plant Wall Plan	STRUCTURAL - 1	vendor	Approval	0
ab27_33	Building #27 Alpha Plant Wall Plan & Blockout Plan	STRUCTURAL - 1	vendor	Approval	0
ab27_34	Building #27 Alpha Plant Wall Plan	STRUCTURAL - 1	vendor	Approval	0
ab27_35	Building #27 Alpha Plant Wall Assembly Plan	STRUCTURAL - 1	vendor	Approval	0
ab27_36	Building #27 Alpha Plant Wall Plan	STRUCTURAL - 1	vendor	Approval	0
ab27_37	Building #27 Alpha Plant Wall Plan	STRUCTURAL - 1	vendor	Approval	0
ab27_38	Building #27 Alpha Plant Wall Plan	STRUCTURAL - 1	vendor	Approval	0
ab27_39	Building #27 Alpha Plant Wall Plan	STRUCTURAL - 1	vendor	Approval	0
ab27_40	Building #27 Alpha Plant Wall Blockout Plan	STRUCTURAL - 1	vendor	Approval	0
ab27_41	Building #27 Alpha Plant Wall Plan	STRUCTURAL - 1	vendor	Approval	0
ab27_42	Building #27 Alpha Plant Wall Plan & Blockout Plan	STRUCTURAL - 1	vendor	Approval	0
ab27_43	Building #27 Alpha Plant Wall Plan	STRUCTURAL - 1	vendor	Approval	0
ab27_44	Building #27 Alpha Plant Wall Blockout Plan	STRUCTURAL - 1	vendor	Approval	0
ab27_45	Building #27 Alpha Plant Wall Assembly Plan	STRUCTURAL - 1	vendor	Approval	0
ab27_46	Building #27 Alpha Plant Wall Plan	STRUCTURAL - 1	vendor	Approval	0
ab27_47	Building #27 Alpha Plant Wall Plan	STRUCTURAL - 1	vendor	Approval	0
ab27_48	Building #27 Alpha Plant Wall Plan	STRUCTURAL - 1	vendor	Approval	0
ab27_49	Building #27 Alpha Plant Wall Assembly Plan	STRUCTURAL - 1	vendor	Approval	0
ab27_50	Building #27 Alpha Plant Wall Plan	STRUCTURAL - 1	vendor	Approval	0
ab27_51	Building #27 Alpha Plant Wall Plan	STRUCTURAL - 1	vendor	Approval	0
ab27_52	Building #27 Alpha Plant Wall Blockout Plan	STRUCTURAL - 1	vendor	Approval	0
ab27_53	Building #27 Alpha Plant Wall Plan	STRUCTURAL - 1	vendor	Approval	0
ab27_54	Building #27 Alpha Plant Wall Assembly Plan	STRUCTURAL - 1	vendor	Approval	0
ab27_55	Building #27 Alpha Plant Wall Plan	STRUCTURAL - 1	vendor	Approval	0
ab27_56	Building #27 Alpha Plant Wall Plan	STRUCTURAL - 1	vendor	Approval	0
ab27_57	Building #27 Alpha Plant Wall Plan	STRUCTURAL - 1	vendor	Approval	0
ab27_58	Building #27 Alpha Plant Wall Plan	STRUCTURAL - 1	vendor	Approval	0
ab27_59	Building #27 Alpha Plant Base Rebar Plan	STRUCTURAL - 1	vendor	Approval	0
ab27_60	Building #27 Alpha Plant Base Rebar Plan	STRUCTURAL - 1	vendor	Approval	0
ab27_61	Building #27 Alpha Plant Base Rebar Plan	STRUCTURAL - 1	vendor	Approval	0
ab27_62	Building #27 Alpha Plant Roof Rebar Plan	STRUCTURAL - 1	vendor	Approval	0
ab27_63	Building #27 Alpha Plant Roof Rebar Plan	STRUCTURAL - 1	vendor	Approval	0
ab27_64	Building #27 Alpha Plant Roof Rebar Plan	STRUCTURAL - 1	vendor	Approval	0
ab27_65	Building #27 Alpha Plant Wall Rebar Plan	STRUCTURAL - 1	vendor	Approval	0
ab27_66	Building #27 Alpha Plant Wall Rebar Plan	STRUCTURAL - 1	vendor	Approval	0
ab27_67	Building #27 Alpha Plant Wall Rebar Plan	STRUCTURAL - 1	vendor	Approval	0
ab27_68	Building #27 Alpha Plant Wall Rebar Plan	STRUCTURAL - 1	vendor	Approval	0
ab27_69	Building #27 Alpha Plant Wall Rebar Plan	STRUCTURAL - 1	vendor	Approval	0
ab27_70	Building #27 Alpha Plant Wall Rebar Plan	STRUCTURAL - 1	vendor	Approval	0
ab27_71	Building #27 Alpha Plant Wall Rebar Plan	STRUCTURAL - 1	vendor	Approval	0
ab27_72	Building #27 Alpha Plant Details	STRUCTURAL - 1	vendor	Approval	0
ab27_73	Building #27 Alpha Plant Details	STRUCTURAL - 1	vendor	Approval	0
ab27_74	Building #27 Alpha Plant Details	STRUCTURAL - 1	vendor	Approval	0
ab27_75	Building #27 Alpha Plant Details	STRUCTURAL - 1	vendor	Approval	0
ab27_76	Building #27 Alpha Plant Details	STRUCTURAL - 1	vendor	Approval	0
ab27_77	Building #27 Alpha Plant Details	STRUCTURAL - 1	vendor	Approval	0
ab27_78	Building #27 Alpha Plant Details	STRUCTURAL - 1	vendor	Approval	0
ab27_79	Building #27 Alpha Plant Details	STRUCTURAL - 1	vendor	Approval	0
ab27_80	Building #27 Alpha Plant Details	STRUCTURAL - 1	vendor	Approval	0
ab27_81	Building #27 Alpha Building Assembly Plan	STRUCTURAL - 1	vendor	Approval	0
ab27_s01	General Structural Notes	STRUCTURAL - 1	vendor	Approval	4
bb27_1	Building #27 Beta PLant Layout	STRUCTURAL - 1	vendor	Approval	0
bb27_2	Building #27 Beta PLant Building Floor Columns/Beams Layout	STRUCTURAL - 1	vendor	Approval	0
bb27_3	Building #27 Beta PLant Floor Framing & Embed Plate layout	STRUCTURAL - 1	vendor	Approval	0
bb27_4	Building #27 Beta PLant Detail	STRUCTURAL - 1	vendor	Approval	0
bb27_5	Building #27 Beta PLant Detail	STRUCTURAL - 1	vendor	Approval	0
bb27_6	Building #27 Beta Plant Base Plan & Blockout Plan	STRUCTURAL - 1	vendor	Approval	0
bb27_7	Building #27 Beta PLant Base Plan & Blockout Plan	STRUCTURAL - 1	vendor	Approval	0
bb27_8	Building #27 Beta PLant Base Plan & Blockout Plan	STRUCTURAL - 1	vendor	Approval	0
bb27_9	Building #27 Beta PLant Base Plan & Blockout Plan	STRUCTURAL - 1	vendor	Approval	0
bb27_10	Building #27 Beta PLant Base Plan & Blockout Plan	STRUCTURAL - 1	vendor	Approval	0
bb27_11	Building #27 Beta PLant Base Plan & Blockout Plan	STRUCTURAL - 1	vendor	Approval	0
bb27_12	Building #27 Beta PLant Base Assembly Plan	STRUCTURAL - 1	vendor	Approval	0
bb27_13	Building #27 Beta PLant Roof Plan	STRUCTURAL - 1	vendor	Approval	0
bb27_14	Building #27 Beta PLant Roof Plan	STRUCTURAL - 1	vendor	Approval	0
bb27_15	Building #27 Beta PLant Roof Plan	STRUCTURAL - 1	vendor	Approval	0
bb27_16	Building #27 Beta PLant Roof Plan	STRUCTURAL - 1	vendor	Approval	0
bb27_17	Building #27 Beta PLant Roof Plan	STRUCTURAL - 1	vendor	Approval	0
bb27_18	Building #27 Beta PLant Roof Plan	STRUCTURAL - 1	vendor	Approval	0
bb27_19	Building #27 Beta Plant Roof Assembly Plan	STRUCTURAL - 1	vendor	Approval	0
bb27_20	Building #27 Beta Plant Wall Plan	STRUCTURAL - 1	vendor	Approval	0
bb27_21	Building #27 Beta Plant Wall Plan	STRUCTURAL - 1	vendor	Approval	0
bb27_22	Building #27 Beta Plant Wall Blockout Plan	STRUCTURAL - 1	vendor	Approval	0
bb27_23	Building #27 Beta Plant Wall Plan & Wall Blockout Plan	STRUCTURAL - 1	vendor	Approval	0
bb27_24	Building #27 Beta Plant Wall Plan	STRUCTURAL - 1	vendor	Approval	0
bb27_25	Building #27 Beta Plant Wall Blockout Plan	STRUCTURAL - 1	vendor	Approval	0
bb27_26	Building #27 Beta Plant Wall Plan	STRUCTURAL - 1	vendor	Approval	0
bb27_27	Building #27 Beta Plant Wall Blockout Plan	STRUCTURAL - 1	vendor	Approval	0
bb27_28	Building #27 Beta Plant Wall Plan	STRUCTURAL - 1	vendor	Approval	0
bb27_29	Building #27 Beta Plant Wall Blockout Plan	STRUCTURAL - 1	vendor	Approval	0
bb27_30	Building #27 Beta Plant Wall Plan	STRUCTURAL - 1	vendor	Approval	0

ABENER TEYMA
MOJAVE

Compliance No.:	GEN-2				
Job :	Mojave Solar Project				
Date: 02/06/14	Description: Structural Master Drawing List				
Sheet No.	Description	Applicable Condition of Certification	Vendor Supplied or EOR	Reason for Submittal	Revision
bb27_31	Building #27 Beta Plant Wall Assembly Plan	STRUCTURAL - 1	vendor	Approval	0
bb27_32	Building #27 Beta Plant Wall Plan	STRUCTURAL - 1	vendor	Approval	0
bb27_33	Building #27 Beta Plant Wall Plan & Blockout Plan	STRUCTURAL - 1	vendor	Approval	0
bb27_34	Building #27 Beta Plant Wall Plan	STRUCTURAL - 1	vendor	Approval	0
bb27_35	Building #27 Beta Plant Wall Assembly Plan	STRUCTURAL - 1	vendor	Approval	0
bb27_36	Building #27 Beta Plant Wall Plan	STRUCTURAL - 1	vendor	Approval	0
bb27_37	Building #27 Beta Plant Wall Plan	STRUCTURAL - 1	vendor	Approval	0
bb27_38	Building #27 Beta Plant Wall Plan	STRUCTURAL - 1	vendor	Approval	0
bb27_39	Building #27 Beta Plant Wall Plan	STRUCTURAL - 1	vendor	Approval	0
bb27_40	Building #27 Beta Plant Wall Blockout Plan	STRUCTURAL - 1	vendor	Approval	0
bb27_41	Building #27 Beta Plant Wall Plan	STRUCTURAL - 1	vendor	Approval	0
bb27_42	Building #27 Beta Plant Wall Plan & Blockout Plan	STRUCTURAL - 1	vendor	Approval	0
bb27_43	Building #27 Beta Plant Wall Plan	STRUCTURAL - 1	vendor	Approval	0
bb27_44	Building #27 Beta Plant Wall Blockout Plan	STRUCTURAL - 1	vendor	Approval	0
bb27_45	Building #27 Beta Plant Wall Assembly Plan	STRUCTURAL - 1	vendor	Approval	0
bb27_46	Building #27 Beta Plant Wall Plan	STRUCTURAL - 1	vendor	Approval	0
bb27_47	Building #27 Beta Plant Wall Plan	STRUCTURAL - 1	vendor	Approval	0
bb27_48	Building #27 Beta Plant Wall Plan	STRUCTURAL - 1	vendor	Approval	0
bb27_49	Building #27 Beta Plant Wall Assembly Plan	STRUCTURAL - 1	vendor	Approval	0
bb27_50	Building #27 Beta Plant Wall Plan	STRUCTURAL - 1	vendor	Approval	0
bb27_51	Building #27 Beta Plant Wall Plan	STRUCTURAL - 1	vendor	Approval	0
bb27_52	Building #27 Beta Plant Wall Blockout Plan	STRUCTURAL - 1	vendor	Approval	0
bb27_53	Building #27 Beta Plant Wall Plan	STRUCTURAL - 1	vendor	Approval	0
bb27_54	Building #27 Beta Plant Wall Assembly Plan	STRUCTURAL - 1	vendor	Approval	0
bb27_55	Building #27 Beta Plant Wall Plan	STRUCTURAL - 1	vendor	Approval	0
bb27_56	Building #27 Beta Plant Wall Plan	STRUCTURAL - 1	vendor	Approval	0
bb27_57	Building #27 Beta Plant Wall Plan	STRUCTURAL - 1	vendor	Approval	0
bb27_58	Building #27 Beta Plant Wall Plan	STRUCTURAL - 1	vendor	Approval	0
bb27_59	Building #27 Beta Plant Base Rebar Plan	STRUCTURAL - 1	vendor	Approval	0
bb27_60	Building #27 Beta Plant Base Rebar Plan	STRUCTURAL - 1	vendor	Approval	0
bb27_61	Building #27 Beta Plant Base Rebar Plan	STRUCTURAL - 1	vendor	Approval	0
bb27_62	Building #27 Beta Plant Roof Rebar Plan	STRUCTURAL - 1	vendor	Approval	0
bb27_63	Building #27 Beta Plant Roof Rebar Plan	STRUCTURAL - 1	vendor	Approval	0
bb27_64	Building #27 Beta Plant Roof Rebar Plan	STRUCTURAL - 1	vendor	Approval	0
bb27_65	Building #27 Beta Plant Wall Rebar Plan	STRUCTURAL - 1	vendor	Approval	0
bb27_66	Building #27 Beta Plant Wall Rebar Plan	STRUCTURAL - 1	vendor	Approval	0
bb27_67	Building #27 Beta Plant Wall Rebar Plan	STRUCTURAL - 1	vendor	Approval	0
bb27_68	Building #27 Beta Plant Wall Rebar Plan	STRUCTURAL - 1	vendor	Approval	0
bb27_69	Building #27 Beta Plant Wall Rebar Plan	STRUCTURAL - 1	vendor	Approval	0
bb27_70	Building #27 Beta Plant Wall Rebar Plan	STRUCTURAL - 1	vendor	Approval	0
bb27_71	Building #27 Beta Plant Wall Rebar Plan	STRUCTURAL - 1	vendor	Approval	0
bb27_72	Building #27 Beta Plant Details	STRUCTURAL - 1	vendor	Approval	0
bb27_73	Building #27 Beta Plant Details	STRUCTURAL - 1	vendor	Approval	0
bb27_74	Building #27 Beta Plant Details	STRUCTURAL - 1	vendor	Approval	0
bb27_75	Building #27 Beta Plant Details	STRUCTURAL - 1	vendor	Approval	0
bb27_76	Building #27 Beta Plant Details	STRUCTURAL - 1	vendor	Approval	0
bb27_77	Building #27 Beta Plant Details	STRUCTURAL - 1	vendor	Approval	0
bb27_78	Building #27 Beta Plant Details	STRUCTURAL - 1	vendor	Approval	0
bb27_79	Building #27 Beta Plant Details	STRUCTURAL - 1	vendor	Approval	0
bb27_80	Building #27 Beta Plant Details	STRUCTURAL - 1	vendor	Approval	0
bb27_81	Building #27 Beta Plant Building Assembly Plan	STRUCTURAL - 1	vendor	Approval	0
bb27_s01	General Structural Notes	STRUCTURAL - 1	vendor	Approval	4
MojaveBldg27StrucCalcs	Calculations	STRUCTURAL - 1	vendor	Approval	0
CoverLetter_20130813	Abengoa Mojave Solar Electrical Building #27 Submittal	STRUCTURAL - 1	vendor	Approval	NA
6007-PLN-AGE-CSA	Mojave Solar Project. Alpha Plant Power Block South Electrical Bldg. 22 - Foundations	STRUCTURAL - 1	vendor	Approval	0
ab22_s0.1	General Structural Notes	STRUCTURAL - 1	vendor	Approval	4
ab22_s1.1	Mat Foundation Plan - Alpha Site	STRUCTURAL - 1	vendor	Approval	4
ab22_s2.1	Floor Framing Plan - Alpha Site	STRUCTURAL - 1	vendor	Approval	4
ab22_s3.1	foundation Details	STRUCTURAL - 1	vendor	Approval	4
ab22_FoundationCalcs	Mojave Solar Foundation, Bldgs. 22, 26,27 Calculations	STRUCTURAL - 1	vendor	Approval	3
6007-PLN-AGE-CSB	Mojave Solar Project. Beta Plant Power Block South Electrical Bldg. 22 - Foundations	STRUCTURAL - 1	vendor	Approval	0
bb22_s0.1	General Structural Notes	STRUCTURAL - 1	vendor	Approval	4
bb22_s1.1	Mat Foundation Plan - Beta Site	STRUCTURAL - 1	vendor	Approval	4
bb22_s2.1	Floor Framing Plan - Beta Site	STRUCTURAL - 1	vendor	Approval	4
bb22_s3.1	Foundation Details	STRUCTURAL - 1	vendor	Approval	4
bb22_FoundationCalcs	Mojave Solar Foundation, Bldgs. 22, 26,27 Calculations	STRUCTURAL - 1	vendor	Approval	3
CoverLetter_20130819	Abengoa Mojave Solar Electrical Building # 22 Submittal	STRUCTURAL - 1	vendor	Approval	NA
STRUC-1-27.05PC1, A&B Electrical Building #22 PC	Revision Letter	STRUCTURAL - 1	vendor	Approval	
6007-PLN-GTH-28-33-0001_R0-signed.pdf	Electrical Grounding Detail	STRUCTURAL - 1	vendor	Approval	0
6007-PLN-GTH-28-33-2600_R0-signed.pdf	Cover Sheet Alpha	STRUCTURAL - 1	vendor	Approval	0
6007-PLN-GTH-28-33-2601_R0-signed.pdf	Electrical Grounding Grounding Layout Alpha-Beta Site Building #26	STRUCTURAL - 1	vendor	Approval	0
6007-PLN-GTH-28-33-4600_R0-signed.pdf	Cover Sheet Beta	STRUCTURAL - 1	vendor	Approval	0
6007-PLN-GTH-28-33-2700_R0-signed.pdf	Mojave Solar Project. Alpha Plant Power Block Center Electrical Bldg 27	STRUCTURAL - 1	vendor	Approval	0
6007-PLN-GTH-28-33-2701_R0-signed.pdf	Electrical Grounding Grounding Layout Alpha-Beta Site Building #27	STRUCTURAL - 1	vendor	Approval	0
6007-PLN-GTH-28-33-4700_R0-signed.pdf	Mojave Solar Project. Beta Plant Power Block Center Electrical Bldg 27	STRUCTURAL - 1	vendor	Approval	0
6007-PLN-GTH-28-33-0001_R0-signed.pdf	Electrical Grounding Detail	STRUCTURAL - 1	vendor	Approval	0
6007-PLN-GTH-28-33-2200_R0-signed.pdf	Mojave Solar Project. Alpha Plant Power Block South Electrical Bldg #22 Foundations	STRUCTURAL - 1	vendor	Approval	0
6007-PLN-GTH-28-33-2201_R0-signed.pdf	Electrical Grounding Grounding Layout Alpha-Beta Site Building #22	STRUCTURAL - 1	vendor	Approval	0
6007-PLN-GTH-28-33-4200_R0-signed.pdf	Mojave Solar Project. Beta Plant Power Block South Electrical Bldg #22 Foundations	STRUCTURAL - 1	vendor	Approval	0
ab22_01	Building #22 Alpha Plant Layout	STRUCTURAL - 1	vendor	Approval	0
ab22_02	Building #22 Alpha Plant Building Floor Columns/Beams Layout	STRUCTURAL - 1	vendor	Approval	0
ab22_03	Building #22 Alpha Plant Floor Framing Plan & Embed Plate layout	STRUCTURAL - 1	vendor	Approval	0
ab22_04	Builiding #22 Alpha Plant Detail	STRUCTURAL - 1	vendor	Approval	0
ab22_05	Building #22 Alpha Plant Detail	STRUCTURAL - 1	vendor	Approval	0
ab22_06	Building #22 Alpha Plant Base Plan & Blockout Plan	STRUCTURAL - 1	vendor	Approval	0
ab22_07	Building #22 Alpha Plant Base Plan & Blockout Plan	STRUCTURAL - 1	vendor	Approval	0
ab22_08	Building #22 Alpha Plant Base Plan & Blockout Plan	STRUCTURAL - 1	vendor	Approval	0
ab22_09	Building #22 Alpha Plant Base Plan & Blockout Plan	STRUCTURAL - 1	vendor	Approval	0

ABENER TEYMA
MOJAVE

Compliance No.:	GEN-2				
Job :	Mojave Solar Project				
Date: 02/06/14	Description: Structural Master Drawing List				
Sheet No.	Description	Applicable Condition of Certification	Vendor Supplied or EOR	Reason for Submittal	Revision
ab22_10	Building #22 Alpha Plant Base Plan & Blockout Plan	STRUCTURAL - 1	vendor	Approval	0
ab22_11	Building #22 Alpha Plant Base Plan & Blockout Plan	STRUCTURAL - 1	vendor	Approval	0
ab22_12	Building #22 Alpha Plant Base Plan & Blockout Plan	STRUCTURAL - 1	vendor	Approval	0
ab22_13	Building #22 Alpha Plant Base Assembly Plan	STRUCTURAL - 1	vendor	Approval	0
ab22_14	Building #22 Alpha Plant Roof Plan	STRUCTURAL - 1	vendor	Approval	0
ab22_15	Building #22 Alpha Plant Roof Plan	STRUCTURAL - 1	vendor	Approval	0
ab22_16	Building #22 Alpha Plant Roof Plan	STRUCTURAL - 1	vendor	Approval	0
ab22_17	Building #22 Alpha Plant Roof Plan	STRUCTURAL - 1	vendor	Approval	0
ab22_18	Building #22 Alpha Plant Roof Assembly Plan	STRUCTURAL - 1	vendor	Approval	0
ab22_19	Building #22 Alpha Plant Wall Plan	STRUCTURAL - 1	vendor	Approval	0
ab22_20	Building #22 Alpha Plant Wall Plan	STRUCTURAL - 1	vendor	Approval	0
ab22_21	Building #22 Alpha Plant Wall Plan	STRUCTURAL - 1	vendor	Approval	0
ab22_22	Building #22 Alpha Plant Wall Plan	STRUCTURAL - 1	vendor	Approval	0
ab22_23	Building #22 Alpha Plant Wall Plan & Blockout Plan	STRUCTURAL - 1	vendor	Approval	0
ab22_24	Building #22 Alpha Plant Wall Plan & Blockout Plan	STRUCTURAL - 1	vendor	Approval	0
ab22_25	Building #22 Alpha Plant Wall Plan	STRUCTURAL - 1	vendor	Approval	0
ab22_26	Building #22 Alpha Plant Wall Assembly Plan	STRUCTURAL - 1	vendor	Approval	0
ab22_27	Building #22 Alpha Plant Wall Plan & Blockout Plan	STRUCTURAL - 1	vendor	Approval	0
ab22_28	Building #22 Alpha Plant Wall Plan & Blockout Plan	STRUCTURAL - 1	vendor	Approval	0
ab22_29	Building #22 Alpha Plant Wall Plan & Blockout Plan	STRUCTURAL - 1	vendor	Approval	0
ab22_30	Building #22 Alpha Plant Wall Plan & Blockout Plan	STRUCTURAL - 1	vendor	Approval	0
ab22_31	Building #22 Alpha Plant Wall Assembly Plan	STRUCTURAL - 1	vendor	Approval	0
ab22_32	Building #22 Alpha Plant Wall Plan	STRUCTURAL - 1	vendor	Approval	0
ab22_33	Building #22 Alpha Plant Wall Plan & Blockout Plan	STRUCTURAL - 1	vendor	Approval	0
ab22_34	Building #22 Alpha Plant Wall Plan	STRUCTURAL - 1	vendor	Approval	0
ab22_35	Building #22 Alpha Plant Wall Plan	STRUCTURAL - 1	vendor	Approval	0
ab22_36	Building #22 Alpha Plant Wall Plan & Blockout Plan	STRUCTURAL - 1	vendor	Approval	0
ab22_37	Building #22 Alpha Plant Wall Plan & Blockout Plan	STRUCTURAL - 1	vendor	Approval	0
ab22_38	Building #22 Alpha Plant Wall Blockout Plan	STRUCTURAL - 1	vendor	Approval	0
ab22_39	Building #22 Alpha Plant Wall Assembly Plan	STRUCTURAL - 1	vendor	Approval	0
ab22_40	Building #22 Alpha Plant Wall Plan	STRUCTURAL - 1	vendor	Approval	0
ab22_41	Building #22 Alpha Plant Wall Plan & Blockout Plan	STRUCTURAL - 1	vendor	Approval	0
ab22_42	Building #22 Alpha Plant Wall Plan & Blockout Plan	STRUCTURAL - 1	vendor	Approval	0
ab22_43	Building #22 Alpha Plant Wall Assembly Plan	STRUCTURAL - 1	vendor	Approval	0
ab22_44	Building #22 Alpha Plant Wall Plan	STRUCTURAL - 1	vendor	Approval	0
ab22_45	Building #22 Alpha Plant Wall Plan & Blockout Plan	STRUCTURAL - 1	vendor	Approval	0
ab22_46	Building #22 Alpha Plant Wall Plan	STRUCTURAL - 1	vendor	Approval	0
ab22_47	Building #22 Alpha Plant Wall Plan	STRUCTURAL - 1	vendor	Approval	0
ab22_48	Building #22 Alpha Plant Wall Plan	STRUCTURAL - 1	vendor	Approval	0
ab22_49	Building #22 Alpha Plant Wall Plan	STRUCTURAL - 1	vendor	Approval	0
ab22_50	Building #22 Alpha Plant Wall Plan	STRUCTURAL - 1	vendor	Approval	0
ab22_51	Building #22 Alpha Plant Wall Plan & Blockout Plan	STRUCTURAL - 1	vendor	Approval	0
ab22_52	Building #22 Alpha Plant Wall Plan	STRUCTURAL - 1	vendor	Approval	0
ab22_53	Building #22 Alpha Plant Wall Assembly Plan	STRUCTURAL - 1	vendor	Approval	0
ab22_54	Building #22 Alpha Plant Base Rebar Plan	STRUCTURAL - 1	vendor	Approval	0
ab22_55	Building #22 Alpha Plant Base Rebar Plan	STRUCTURAL - 1	vendor	Approval	0
ab22_56	Building #22 Alpha Plant Base Rebar Plan	STRUCTURAL - 1	vendor	Approval	0
ab22_57	Building #22 Alpha Plant Base Rebar Plan	STRUCTURAL - 1	vendor	Approval	0
ab22_58	Building #22 Alpha Plant Roof Rebar Plan	STRUCTURAL - 1	vendor	Approval	0
ab22_59	Building #22 Alpha Plant Roof Rebar Plan	STRUCTURAL - 1	vendor	Approval	0
ab22_60	Building #22 Alpha Plant Roof Rebar Plan	STRUCTURAL - 1	vendor	Approval	0
ab22_61	Building #22 Alpha Plant Roof Rebar Plan	STRUCTURAL - 1	vendor	Approval	0
ab22_62	Building #22 Alpha Plant Wall Rebar Plan	STRUCTURAL - 1	vendor	Approval	0
ab22_63	Building #22 Alpha Plant Wall Rebar Plan	STRUCTURAL - 1	vendor	Approval	0
ab22_64	Building #22 Alpha Plant Wall Rebar Plan	STRUCTURAL - 1	vendor	Approval	0
ab22_65	Building #22 Alpha Plant Wall Rebar Plan	STRUCTURAL - 1	vendor	Approval	0
ab22_66	Building #22 Alpha Plant Wall Rebar Plan	STRUCTURAL - 1	vendor	Approval	0
ab22_67	Building #22 Alpha Plant Wall Rebar Plan	STRUCTURAL - 1	vendor	Approval	0
ab22_68	Building #22 Alpha Plant Details	STRUCTURAL - 1	vendor	Approval	0
ab22_69	Building #22 Alpha Plant Details	STRUCTURAL - 1	vendor	Approval	0
ab22_70	Building #22 Alpha Plant Details	STRUCTURAL - 1	vendor	Approval	0
ab22_71	Building #22 Alpha Plant Details	STRUCTURAL - 1	vendor	Approval	0
ab22_72	Building #22 Alpha Plant Details	STRUCTURAL - 1	vendor	Approval	0
ab22_73	Building #22 Alpha Plant Details	STRUCTURAL - 1	vendor	Approval	0
ab22_74	Building #22 Alpha Plant Details	STRUCTURAL - 1	vendor	Approval	0
ab22_75	Building #22 Alpha Plant Details	STRUCTURAL - 1	vendor	Approval	0
ab22_76	Building #22 Alpha Plant Building Assembly Plan	STRUCTURAL - 1	vendor	Approval	0
ab22_s01	General Structural Notes	STRUCTURAL - 1	vendor	Approval	5
ab22_StrucCover	Mojave Solar Project. Alpha Plant Power Block South Electrical Bldg. 22 - Structure	STRUCTURAL - 1	vendor	Approval	0
MojaveBldg22StrucCalcs	Structural Calculations	STRUCTURAL - 1	vendor	Approval	0
bb22_01	Building #22 Beta Plant Layout	STRUCTURAL - 1	vendor	Approval	0
bb22_02	Building #22 Beta Plant Building Floor Columns/Beams Layout	STRUCTURAL - 1	vendor	Approval	0
bb22_03	Building #22 Beta Plant Floor Framing Plan & Embed Plate layouy	STRUCTURAL - 1	vendor	Approval	0
bb22_04	Building #22 Beta Plant Detail	STRUCTURAL - 1	vendor	Approval	0
bb22_05	Building #22 Beta Plant Detail	STRUCTURAL - 1	vendor	Approval	0
bb22_06	Building #22 Beta Plant Base Plan & Blockout Plan	STRUCTURAL - 1	vendor	Approval	0
bb22_07	Building #22 Beta Plant Base Plan & Blockout Plan	STRUCTURAL - 1	vendor	Approval	0
bb22_08	Building #22 Beta Plant Base Plan & Blockout Plan	STRUCTURAL - 1	vendor	Approval	0
bb22_09	Building #22 Beta Plant Base Plan & Blockout Plan	STRUCTURAL - 1	vendor	Approval	0
bb22_10	Building #22 Beta Plant Base Plan & Blockout Plan	STRUCTURAL - 1	vendor	Approval	0
bb22_11	Building #22 Beta Plant Base Plan & Blockout Plan	STRUCTURAL - 1	vendor	Approval	0
bb22_12	Building #22 Beta Plant Base Plan & Blockout Plan	STRUCTURAL - 1	vendor	Approval	0
bb22_13	Building #22 Beta Plant Base Assembly Plan	STRUCTURAL - 1	vendor	Approval	0
bb22_14	Building #22 Beta Plant Roof Plan	STRUCTURAL - 1	vendor	Approval	0
bb22_15	Building #22 Beta Plant Roof Plan	STRUCTURAL - 1	vendor	Approval	0
bb22_16	Building #22 Beta Plant Roof Plan	STRUCTURAL - 1	vendor	Approval	0
bb22_17	Building #22 Beta Plant Roof Plan	STRUCTURAL - 1	vendor	Approval	0
bb22_18	Building #22 Beta Plant Roof Assembly Plan	STRUCTURAL - 1	vendor	Approval	0

ABENER TEYMA
MOJAVE

Compliance No.:	GEN-2				
Job :	Mojave Solar Project				
Date: 02/06/14	Description: Structural Master Drawing List				
Sheet No.	Description	Applicable Condition of Certification	Vendor Supplied or EOR	Reason for Submittal	Revision
bb22_19	Building #22 Beta Plant Wall Plan	STRUCTURAL - 1	vendor	Approval	0
bb22_20	Building #22 Beta Plant Wall Plan	STRUCTURAL - 1	vendor	Approval	0
bb22_21	Building #22 Beta Plant Wall Plan	STRUCTURAL - 1	vendor	Approval	0
bb22_22	Building #22 Beta Plant Wall Plan	STRUCTURAL - 1	vendor	Approval	0
bb22_23	Building #22 Beta Plant Wall Plan & Blockout Plan	STRUCTURAL - 1	vendor	Approval	0
bb22_24	Building #22 Beta Plant Wall Plan & Blockout Plan	STRUCTURAL - 1	vendor	Approval	0
bb22_25	Building #22 Beta Plant Wall Plan	STRUCTURAL - 1	vendor	Approval	0
bb22_26	Building #22 Beta Plant Wall Assembly Plan	STRUCTURAL - 1	vendor	Approval	0
bb22_27	Building #22 Beta Plant Wall plan & Blockout Plan	STRUCTURAL - 1	vendor	Approval	0
bb22_28	Building #22 Beta Plant Wall plan & Blockout Plan	STRUCTURAL - 1	vendor	Approval	0
bb22_29	Building #22 Beta Plant Wall Plan& Blockout Plan	STRUCTURAL - 1	vendor	Approval	0
bb22_30	Building #22 Beta Plant Wall Plan& Blockout Plan	STRUCTURAL - 1	vendor	Approval	0
bb22_31	Building #22 Beta Plant Wall Assembly Plan	STRUCTURAL - 1	vendor	Approval	0
bb22_32	Building #22 Beta Plant Wall Plan	STRUCTURAL - 1	vendor	Approval	0
bb22_33	Building #22 Beta Plant Wall Plan & Blockout Plan	STRUCTURAL - 1	vendor	Approval	0
bb22_34	Building #22 Beta Plant Wall Plan	STRUCTURAL - 1	vendor	Approval	0
bb22_35	Building #22 Beta Plant Wall Plan	STRUCTURAL - 1	vendor	Approval	0
bb22_36	Building #22 Beta Plant Wall Plan & Blockout Plan	STRUCTURAL - 1	vendor	Approval	0
bb22_37	Building #22 Beta Plant Wall Plan & Blockout Plan	STRUCTURAL - 1	vendor	Approval	0
bb22_38	Building #22 Beta Plant Wall Blockout Plan	STRUCTURAL - 1	vendor	Approval	0
bb22_39	Building #22 Beta Plant Wall Assembly Plan	STRUCTURAL - 1	vendor	Approval	0
bb22_40	Building #22 Beta Plant Wall Plan	STRUCTURAL - 1	vendor	Approval	0
bb22_41	Building #22 Beta Plant Wall Plan & Blockout Plan	STRUCTURAL - 1	vendor	Approval	0
bb22_42	Building #22 Beta Plant Wall Plan & Blockout Plan	STRUCTURAL - 1	vendor	Approval	0
bb22_43	Building #22 Beta Plant Wall Assembly Plan	STRUCTURAL - 1	vendor	Approval	0
bb22_44	Building #22 Beta Plant Wall Plan	STRUCTURAL - 1	vendor	Approval	0
bb22_45	Building #22 Beta Plant Wall Plan & Blockout Plan	STRUCTURAL - 1	vendor	Approval	0
bb22_46	Building #22 Beta Plant Wall Plan	STRUCTURAL - 1	vendor	Approval	0
bb22_47	Building #22 Beta Plant Wall Plan	STRUCTURAL - 1	vendor	Approval	0
bb22_48	Building #22 Beta Plant Wall Assembly Plan	STRUCTURAL - 1	vendor	Approval	0
bb22_49	Building #22 Beta Plant Wall Plan	STRUCTURAL - 1	vendor	Approval	0
bb22_50	Building #22 Beta Plant Wall Plan	STRUCTURAL - 1	vendor	Approval	0
bb22_51	Building #22 Beta Plant Wall Plan & Blockout Plan	STRUCTURAL - 1	vendor	Approval	0
bb22_52	Building #22 Beta Plant Wall Plan	STRUCTURAL - 1	vendor	Approval	0
bb22_53	Building #22 Beta Plant Wall Assembly Plan	STRUCTURAL - 1	vendor	Approval	0
bb22_54	Building #22 Beta Plant Base Rebar Plan	STRUCTURAL - 1	vendor	Approval	0
bb22_55	Building #22 Beta Plant Base Rebar Plan	STRUCTURAL - 1	vendor	Approval	0
bb22_56	Building #22 Beta Plant Base Rebar Plan	STRUCTURAL - 1	vendor	Approval	0
bb22_57	Building #22 Beta Plant Base Rebar Plan	STRUCTURAL - 1	vendor	Approval	0
bb22_58	Building #22 Beta Plant Roof Rebar Plan	STRUCTURAL - 1	vendor	Approval	0
bb22_59	Building #22 Beta Plant Roof Rebar Plan	STRUCTURAL - 1	vendor	Approval	0
bb22_60	Building #22 Beta Plant Roof Rebar Plan	STRUCTURAL - 1	vendor	Approval	0
bb22_61	Building #22 Beta Plant Roof Rebar Plan	STRUCTURAL - 1	vendor	Approval	0
bb22_62	Building #22 Beta Plant Wall Rebar Plan	STRUCTURAL - 1	vendor	Approval	0
bb22_63	Building #22 Beta Plant Wall Rebar Plan	STRUCTURAL - 1	vendor	Approval	0
bb22_64	Building #22 Beta Plant Wall Rebar Plan	STRUCTURAL - 1	vendor	Approval	0
bb22_65	Building #22 Beta Plant Wall Rebar Plan	STRUCTURAL - 1	vendor	Approval	0
bb22_66	Building #22 Beta Plant Wall Rebar Plan	STRUCTURAL - 1	vendor	Approval	0
bb22_67	Building #22 Beta Plant Wall Rebar Plan	STRUCTURAL - 1	vendor	Approval	0
bb22_68	Building #22 Beta Plant Detail	STRUCTURAL - 1	vendor	Approval	0
bb22_69	Building #22 Beta Plant Detail	STRUCTURAL - 1	vendor	Approval	0
bb22_70	Building #22 Beta Plant Detail	STRUCTURAL - 1	vendor	Approval	0
bb22_71	Building #22 Beta Plant Detail	STRUCTURAL - 1	vendor	Approval	0
bb22_72	Building #22 Beta Plant Detail	STRUCTURAL - 1	vendor	Approval	0
bb22_73	Building #22 Beta Plant Detail	STRUCTURAL - 1	vendor	Approval	0
bb22_74	Building #22 Beta Plant Detail	STRUCTURAL - 1	vendor	Approval	0
bb22_75	Building #22 Beta Plant Detail	STRUCTURAL - 1	vendor	Approval	0
bb22_76	Building #22 Beta Plant Building Assemble Plan	STRUCTURAL - 1	vendor	Approval	0
bb22_s01	General Structural Notes	STRUCTURAL - 1	vendor	Approval	5
bb22_StrucCover	Mojave Solar Project. Beta Plant Power Block South Electrical Bldg. 22 - Structure	STRUCTURAL - 1	vendor	Approval	0
SubmittalLetter20130906	Abengoa Mojave Solar Electrical Building #22 Submittal	STRUCTURAL - 1	vendor	Approval	NA
6007-PLN-GTH-28-33-2202	Mojave Solar Project. Alpha Plant Power Block South Electrical Bldg. 22 - Mechanical	STRUCTURAL - 1	vendor	Approval	0
6007-PLN-GTH-28-33-4202	Mojave Solar Project. Beta Plant Power Block South Electrical Bldg. 22 - Mechanical	STRUCTURAL - 1	vendor	Approval	0
22 M1.0-Layout1 - Alpha	Mechanical Symbol, Abb. Gen Notes & Sheet Index	STRUCTURAL - 1	vendor	Approval	0
22 M1.0-Layout1 - Beta	Mechanical Symbol, Abb. Gen Notes & Sheet Index	STRUCTURAL - 1	vendor	Approval	0
22 M1.1-Layout1 - Alpha	Schedules & Floor Plans	STRUCTURAL - 1	vendor	Approval	0
22 M1.1-Layout1 - Beta	Schedules & Floor Plans	STRUCTURAL - 1	vendor	Approval	0
6007-CAL-AGE-58-54-2700	MOJAVE SOLAR RACK 2 SILENCER HTF STRUCTURE (ALPHA)	STRUCTURAL - 1	vendor	Approval	0
ab27_S0.1	General Structural Notes	STRUCTURAL - 1	vendor	Approval	4
ab27_S1.1	Mat Foundation Plan - Alpha Site	STRUCTURAL - 1	vendor	Approval	6
ab27_S2.1	Floor Framing Plan - Alpha Site	STRUCTURAL - 1	vendor	Approval	4
ab27_S3.1	Foundation Details	STRUCTURAL - 1	vendor	Approval	4
bb27_S0.1	General Structural Notes	STRUCTURAL - 1	vendor	Approval	4
bb27_S1.1	Mat Foundation Plan - Beta Site	STRUCTURAL - 1	vendor	Approval	4
bb27_S2.1	Floor Framing Plan - Beta Site	STRUCTURAL - 1	vendor	Approval	4
bb27_S3.1	Foundation Details	STRUCTURAL - 1	vendor	Approval	4
XSection.pdf	Typical Bldg Cross Section	STRUCTURAL - 1	vendor	Approval	NA
FoundationCalcs_20130712	Structural Calculations	STRUCTURAL - 1	vendor	Approval	0
MojaveBldg27StrucCalcs	Structural Calculations	STRUCTURAL - 1	vendor	Approval	0
20130919_Letter	Abengoa Mojave Solar Electrical Building #27 Response Letter	STRUCTURAL - 1	vendor	Approval	NA
S1.1	Mat Foundation Plan - Beta Site	STRUCTURAL - 1	vendor	Approval	6
S2.1	Floor Framing Plan - Beta Site	STRUCTURAL - 1	vendor	Approval	6
20130918_Letter	Abengoa Mojave Solar Electrical Building #22 Response Letter	STRUCTURAL - 1	vendor	Approval	n/a
Compressed_Air-Anchor_Bolts_Part1	Seismic Calculation Worksheet	STRUCTURAL - 1	vendor	Approval	NA
Compressed_Air-Anchor_Bolts_Part2	Seismic Calculation Worksheet	STRUCTURAL - 1	vendor	Approval	NA
Compressed_Air-Anchor_Bolts_Part3	Seismic Calculation Worksheet	STRUCTURAL - 1	vendor	Approval	NA
Compressed_Air-Anchor_Bolts_Part4	Seismic Calculation Worksheet	STRUCTURAL - 1	vendor	Approval	NA
Compressed_Air-Anchor_Bolts_Part5	Seismic Calculation Worksheet	STRUCTURAL - 1	vendor	Approval	NA

Compliance No.:	GEN-2				
Job :	Mojave Solar Project				
Date: 02/06/14	Description: Structural Master Drawing List				
Sheet No.	Description	Applicable Condition of Certification	Vendor Supplied or EOR	Reason for Submittal	Revision
6007-PLN-JHF-16-62-0001	Plan Foundation Aircooled, Low Ambient	STRUCTURAL - 1	vendor	Approval	A
6007-PLN-JHF-16-62-0002	General Arrangement Dryer	STRUCTURAL - 1	vendor	Approval	0
6007-PLN-JHF-16-62-0003	General Arrangement Air Receiver 1550 Gallon	STRUCTURAL - 1	vendor	Approval	0
6007-PLN-JHF-16-62-0004	General Arrangement Air Receiver 2560 Gallon	STRUCTURAL - 1	vendor	Approval	0
6007-PLN-JHF-16-62-0005	General Arrangement Trim Cooler	STRUCTURAL - 1	vendor	Approval	0
Plan Check Reply - STRUC 1-16_02	Revision Letter	STRUCTURAL - 1	vendor	Approval	NA
6007-PLN-AGE-CSA	Mojave solar Project. Alpha Plant Power Block Center Electrical Bldg 27-Structure	STRUCTURAL - 1	vendor	Approval	0
ab27_01	Building #27 Alpha Plant Layout	STRUCTURAL - 1	vendor	Approval	0
ab27_02	Building #27 Alpha Plant Building Floor Columns/Beams Layout	STRUCTURAL - 1	vendor	Approval	0
ab27_03	Building #27 Alpha Plant Floor Framing Plan & Embed Plate layout	STRUCTURAL - 1	vendor	Approval	0
ab27_04	Building #27 Alpha Plant Detail	STRUCTURAL - 1	vendor	Approval	0
ab27_05	Building #27 Alpha Plant Detail	STRUCTURAL - 1	vendor	Approval	0
ab27_06	Building #27 Alpha Plant Base Plan & Blockout Plan	STRUCTURAL - 1	vendor	Approval	0
ab27_07	Building #27 Alpha Plant Base Plan & Blockout Plan	STRUCTURAL - 1	vendor	Approval	0
ab27_08	Building #27 Alpha Plant Base Plan & Blockout Plan	STRUCTURAL - 1	vendor	Approval	0
ab27_09	Building #27 Alpha Plant Base Plan & Blockout Plan	STRUCTURAL - 1	vendor	Approval	0
ab27_10	Building #27 Alpha Plant Base Plan & Blockout Plan	STRUCTURAL - 1	vendor	Approval	0
ab27_11	Building #27 Alpha Plant Base Plan & Blockout Plan	STRUCTURAL - 1	vendor	Approval	0
ab27_12	Building #27 Alpha Plant Base Assembly Plan	STRUCTURAL - 1	vendor	Approval	0
ab27_13	Building #27 Alpha Plant Roof Plan	STRUCTURAL - 1	vendor	Approval	0
ab27_14	Building #27 Alpha Plant Roof Plan	STRUCTURAL - 1	vendor	Approval	0
ab27_15	Building #27 Alpha Plant Roof Plan	STRUCTURAL - 1	vendor	Approval	0
ab27_16	Building #27 Alpha Plant Roof Plan	STRUCTURAL - 1	vendor	Approval	0
ab27_17	Building #27 Alpha Plant Roof Plan	STRUCTURAL - 1	vendor	Approval	0
ab27_18	Building #27 Alpha Plant Roof Plan	STRUCTURAL - 1	vendor	Approval	0
ab27_19	Building #27 Alpha Plant Roof Assembly Plan	STRUCTURAL - 1	vendor	Approval	0
ab27_20	Building #27 Alpha Plant Wall Plan	STRUCTURAL - 1	vendor	Approval	0
ab27_21	Building #27 Alpha Plant Wall Plan	STRUCTURAL - 1	vendor	Approval	0
ab27_22	Building #27 Alpha Plant Wall Blockout Plan	STRUCTURAL - 1	vendor	Approval	0
ab27_23	Building #27 Alpha Plant Wall Plan & Blockout Plan	STRUCTURAL - 1	vendor	Approval	0
ab27_24	Building #27 Alpha Plant Wall Plan	STRUCTURAL - 1	vendor	Approval	0
ab27_25	Building #27 Alpha Plant Wall Blockout Plan	STRUCTURAL - 1	vendor	Approval	0
ab27_26	Building #27 Alpha Plant Wall Plan	STRUCTURAL - 1	vendor	Approval	0
ab27_27	Building #27 Alpha Plant Wall Blockout Plan	STRUCTURAL - 1	vendor	Approval	0
ab27_28	Building #27 Alpha Plant Wall Plan	STRUCTURAL - 1	vendor	Approval	0
ab27_29	Building #27 Alpha Plant Wall Blockout Plan	STRUCTURAL - 1	vendor	Approval	0
ab27_30	Building #27 Alpha Plant Wall Plan	STRUCTURAL - 1	vendor	Approval	0
ab27_31	Building #27 Alpha Plant Wall Assembly Plan	STRUCTURAL - 1	vendor	Approval	0
ab27_32	Building #27 Alpha Plant Wall Plan	STRUCTURAL - 1	vendor	Approval	0
ab27_33	Building #27 Alpha Plant Wall Plan & Blockout Plan	STRUCTURAL - 1	vendor	Approval	0
ab27_34	Building #27 Alpha Plant Wall Plan	STRUCTURAL - 1	vendor	Approval	0
ab27_35	Building #27 Alpha Plant Wall Assembly Plan	STRUCTURAL - 1	vendor	Approval	0
ab27_36	Building #27 Alpha Plant Wall Plan	STRUCTURAL - 1	vendor	Approval	0
ab27_37	Building #27 Alpha Plant Wall Plan	STRUCTURAL - 1	vendor	Approval	0
ab27_38	Building #27 Alpha Plant Wall Plan	STRUCTURAL - 1	vendor	Approval	0
ab27_39	Building #27 Alpha Plant Wall Plan	STRUCTURAL - 1	vendor	Approval	0
ab27_40	Building #27 Alpha Plant Wall Blockout Plan	STRUCTURAL - 1	vendor	Approval	0
ab27_41	Building #27 Alpha Plant Wall Plan	STRUCTURAL - 1	vendor	Approval	0
ab27_42	Building #27 Alpha Plant Wall Plan & Blockout Plan	STRUCTURAL - 1	vendor	Approval	0
ab27_43	Building #27 Alpha Plant Wall Plan	STRUCTURAL - 1	vendor	Approval	0
ab27_44	Building #27 Alpha Plant Wall Blockout Plan	STRUCTURAL - 1	vendor	Approval	0
ab27_45	Building #27 Alpha Plant Wall Assembly Plan	STRUCTURAL - 1	vendor	Approval	0
ab27_46	Building #27 Alpha Plant Wall Plan	STRUCTURAL - 1	vendor	Approval	0
ab27_47	Building #27 Alpha Plant Wall Plan	STRUCTURAL - 1	vendor	Approval	0
ab27_48	Building #27 Alpha Plant Wall Plan	STRUCTURAL - 1	vendor	Approval	0
ab27_49	Building #27 Alpha Plant Wall Assembly Plan	STRUCTURAL - 1	vendor	Approval	0
ab27_50	Building #27 Alpha Plant Wall Plan	STRUCTURAL - 1	vendor	Approval	0
ab27_51	Building #27 Alpha Plant Wall Plan	STRUCTURAL - 1	vendor	Approval	0
ab27_52	Building #27 Alpha Plant Wall Blockout Plan	STRUCTURAL - 1	vendor	Approval	0
ab27_53	Building #27 Alpha Plant Wall Plan	STRUCTURAL - 1	vendor	Approval	0
ab27_54	Building #27 Alpha Plant Wall Assembly Plan	STRUCTURAL - 1	vendor	Approval	0
ab27_55	Building #27 Alpha Plant Wall Plan	STRUCTURAL - 1	vendor	Approval	0
ab27_56	Building #27 Alpha Plant Wall Plan	STRUCTURAL - 1	vendor	Approval	0
ab27_57	Building #27 Alpha Plant Wall Plan	STRUCTURAL - 1	vendor	Approval	0
ab27_58	Building #27 Alpha Plant Wall Plan	STRUCTURAL - 1	vendor	Approval	0
ab27_59	Building #27 Alpha Plant Base Rebar Plan	STRUCTURAL - 1	vendor	Approval	0
ab27_60	Building #27 Alpha Plant Base Rebar Plan	STRUCTURAL - 1	vendor	Approval	0
ab27_61	Building #27 Alpha Plant Base Rebar Plan	STRUCTURAL - 1	vendor	Approval	0
ab27_62	Building #27 Alpha Plant Roof Rebar Plan	STRUCTURAL - 1	vendor	Approval	0
ab27_63	Building #27 Alpha Plant Roof Rebar Plan	STRUCTURAL - 1	vendor	Approval	0
ab27_64	Building #27 Alpha Plant Roof Rebar Plan	STRUCTURAL - 1	vendor	Approval	0
ab27_65	Building #27 Alpha Plant Wall Rebar Plan	STRUCTURAL - 1	vendor	Approval	0
ab27_66	Building #27 Alpha Plant Wall Rebar Plan	STRUCTURAL - 1	vendor	Approval	0
ab27_67	Building #27 Alpha Plant Wall Rebar Plan	STRUCTURAL - 1	vendor	Approval	0
ab27_68	Building #27 Alpha Plant Wall Rebar Plan	STRUCTURAL - 1	vendor	Approval	0
ab27_69	Building #27 Alpha Plant Wall Rebar Plan	STRUCTURAL - 1	vendor	Approval	0
ab27_70	Building #27 Alpha Plant Wall Rebar Plan	STRUCTURAL - 1	vendor	Approval	0
ab27_71	Building #27 Alpha Plant Wall Rebar Plan	STRUCTURAL - 1	vendor	Approval	0
ab27_72	Building #27 Alpha Plant Details	STRUCTURAL - 1	vendor	Approval	0
ab27_73	Building #27 Alpha Plant Details	STRUCTURAL - 1	vendor	Approval	0
ab27_74	Building #27 Alpha Plant Details	STRUCTURAL - 1	vendor	Approval	0
ab27_75	Building #27 Alpha Plant Details	STRUCTURAL - 1	vendor	Approval	0
ab27_76	Building #27 Alpha Plant Details	STRUCTURAL - 1	vendor	Approval	0
ab27_77	Building #27 Alpha Plant Details	STRUCTURAL - 1	vendor	Approval	0
ab27_78	Building #27 Alpha Plant Details	STRUCTURAL - 1	vendor	Approval	0
ab27_79	Building #27 Alpha Plant Details	STRUCTURAL - 1	vendor	Approval	0
ab27_80	Building #27 Alpha Plant Details	STRUCTURAL - 1	vendor	Approval	0
ab27_81	Building #27 Alpha Plant Building Assembly Plan	STRUCTURAL - 1	vendor	Approval	0

ABENER TEYMA
MOJAVE

Compliance No.:	GEN-2				
Job :	Mojave Solar Project				
Date: 02/06/14	Description: Structural Master Drawing List				
Sheet No.	Description	Applicable Condition of Certification	Vendor Supplied or EOR	Reason for Submittal	Revision
aS0.1	General Structural Notes	STRUCTURAL - 1	vendor	Approval	5
6007-PLN-AGE-CSB	Mojave solar Project. Beta Plant Power Block Central Electrical Bldg 27-Structure	STRUCTURAL - 1	vendor	Approval	0
bb27_1	Building #27 Beta Plant Layout	STRUCTURAL - 1	vendor	Approval	0
bb27_2	Building #27 Beta Plant Building Floor Columns/Beams Layout	STRUCTURAL - 1	vendor	Approval	0
bb27_3	Building #27 Beta Plant Framing & Embed Plate layout	STRUCTURAL - 1	vendor	Approval	0
bb27_4	Building #27 Beta Plant Detail	STRUCTURAL - 1	vendor	Approval	0
bb27_5	Building #27 Beta Plant Detail	STRUCTURAL - 1	vendor	Approval	0
bb27_6	Building #27 Beta Plant Base Plan & Blockout Plan	STRUCTURAL - 1	vendor	Approval	0
bb27_7	Building #27 Beta Plant Base Plan & Blockout Plan	STRUCTURAL - 1	vendor	Approval	0
bb27_8	Building #27 Beta Plant Base Plan & Blockout Plan	STRUCTURAL - 1	vendor	Approval	0
bb27_9	Building #27 Beta Plant Base Plan & Blockout Plan	STRUCTURAL - 1	vendor	Approval	0
bb27_10	Building #27 Beta Plant Base Plan & Blockout Plan	STRUCTURAL - 1	vendor	Approval	0
bb27_11	Building #27 Beta Plant Base Plan & Blockout Plan	STRUCTURAL - 1	vendor	Approval	0
bb27_12	Building #27 Beta Plant Base Assembly Plan	STRUCTURAL - 1	vendor	Approval	0
bb27_13	Building #27 Beta Plant Roof Plan	STRUCTURAL - 1	vendor	Approval	0
bb27_14	Building #27 Beta Plant Roof Plan	STRUCTURAL - 1	vendor	Approval	0
bb27_15	Building #27 Beta Plant Roof Plan	STRUCTURAL - 1	vendor	Approval	0
bb27_16	Building #27 Beta Plant Roof Plan	STRUCTURAL - 1	vendor	Approval	0
bb27_17	Building #27 Beta Plant Roof Plan	STRUCTURAL - 1	vendor	Approval	0
bb27_18	Building #27 Beta Plant Roof Plan	STRUCTURAL - 1	vendor	Approval	0
bb27_19	Building #27 Beta Plant Roof Assembly Plan	STRUCTURAL - 1	vendor	Approval	0
bb27_20	Building #27 Beta Plant Wall Plan	STRUCTURAL - 1	vendor	Approval	0
bb27_21	Building #27 Beta Plant Wall Plan	STRUCTURAL - 1	vendor	Approval	0
bb27_22	Building #27 Beta Plant Wall Blockout Plan	STRUCTURAL - 1	vendor	Approval	0
bb27_23	Building #27 Beta Plant Wall Plan & Wall Blockout Plan	STRUCTURAL - 1	vendor	Approval	0
bb27_24	Building #27 Beta Plant Wall Plan	STRUCTURAL - 1	vendor	Approval	0
bb27_25	Building #27 Beta Plant Wall Blockout Plan	STRUCTURAL - 1	vendor	Approval	0
bb27_26	Building #27 Beta Plant Wall Plan	STRUCTURAL - 1	vendor	Approval	0
bb27_27	Building #27 Beta Plant Wall Blockout Plan	STRUCTURAL - 1	vendor	Approval	0
bb27_28	Building #27 Beta Plant Wall Plan	STRUCTURAL - 1	vendor	Approval	0
bb27_29	Building #27 Beta Plant Wall Blockout Plan	STRUCTURAL - 1	vendor	Approval	0
bb27_30	Building #27 Beta Plant Wall Plan	STRUCTURAL - 1	vendor	Approval	0
bb27_31	Building #27 Beta Plant Wall Assembly Plan	STRUCTURAL - 1	vendor	Approval	0
bb27_32	Building #27 Beta Plant Wall Plan	STRUCTURAL - 1	vendor	Approval	0
bb27_33	Building #27 Beta Plant Wall Plan & Blockout Plan	STRUCTURAL - 1	vendor	Approval	0
bb27_34	Building #27 Beta Plant Wall Plan	STRUCTURAL - 1	vendor	Approval	0
bb27_35	Building #27 Beta Plant Wall Assembly Plan	STRUCTURAL - 1	vendor	Approval	0
bb27_36	Building #27 Beta Plant Wall Plan	STRUCTURAL - 1	vendor	Approval	0
bb27_37	Building #27 Beta Plant Wall Plan	STRUCTURAL - 1	vendor	Approval	0
bb27_38	Building #27 Beta Plant Wall Plan	STRUCTURAL - 1	vendor	Approval	0
bb27_39	Building #27 Beta Plant Wall Plan	STRUCTURAL - 1	vendor	Approval	0
bb27_40	Building #27 Beta Plant Wall Blockout Plan	STRUCTURAL - 1	vendor	Approval	0
bb27_41	Building #27 Beta Plant Wall Plan	STRUCTURAL - 1	vendor	Approval	0
bb27_42	Building #27 Beta Plant Wall Plan & Blockout Plan	STRUCTURAL - 1	vendor	Approval	0
bb27_43	Building #27 Beta Plant Wall Plan	STRUCTURAL - 1	vendor	Approval	0
bb27_44	Building #27 Beta Plant Wall Blockout Plan	STRUCTURAL - 1	vendor	Approval	0
bb27_45	Building #27 Beta Plant Wall Assembly Plan	STRUCTURAL - 1	vendor	Approval	0
bb27_46	Building #27 Beta Plant Wall Plan	STRUCTURAL - 1	vendor	Approval	0
bb27_47	Building #27 Beta Plant Wall Plan	STRUCTURAL - 1	vendor	Approval	0
bb27_48	Building #27 Beta Plant Wall Plan	STRUCTURAL - 1	vendor	Approval	0
bb27_49	Building #27 Beta Plant Wall Assembly Plan	STRUCTURAL - 1	vendor	Approval	0
bb27_50	Building #27 Beta Plant Wall Plan	STRUCTURAL - 1	vendor	Approval	0
bb27_51	Building #27 Beta Plant Wall Plan	STRUCTURAL - 1	vendor	Approval	0
bb27_52	Building #27 Beta Plant Wall Blockout Plan	STRUCTURAL - 1	vendor	Approval	0
bb27_53	Building #27 Beta Plant Wall Plan	STRUCTURAL - 1	vendor	Approval	0
bb27_54	Building #27 Beta Plant Wall Assembly Plan	STRUCTURAL - 1	vendor	Approval	0
bb27_55	Building #27 Beta Plant Wall Plan	STRUCTURAL - 1	vendor	Approval	0
bb27_56	Building #27 Beta Plant Wall Plan	STRUCTURAL - 1	vendor	Approval	0
bb27_57	Building #27 Beta Plant Wall Plan	STRUCTURAL - 1	vendor	Approval	0
bb27_58	Building #27 Beta Plant Wall Plan	STRUCTURAL - 1	vendor	Approval	0
bb27_59	Building #27 Beta Plant Base Rebar Plan	STRUCTURAL - 1	vendor	Approval	0
bb27_60	Building #27 Beta Plant Base Rebar Plan	STRUCTURAL - 1	vendor	Approval	0
bb27_61	Building #27 Beta Plant Base Rebar Plan	STRUCTURAL - 1	vendor	Approval	0
bb27_62	Building #27 Beta Plant Roof Rebar Plan	STRUCTURAL - 1	vendor	Approval	0
bb27_63	Building #27 Beta Plant Roof Rebar Plan	STRUCTURAL - 1	vendor	Approval	0
bb27_64	Building #27 Beta Plant Roof Rebar Plan	STRUCTURAL - 1	vendor	Approval	0
bb27_65	Building #27 Beta Plant Wall Rebar Plan	STRUCTURAL - 1	vendor	Approval	0
bb27_66	Building #27 Beta Plant Wall Rebar Plan	STRUCTURAL - 1	vendor	Approval	0
bb27_67	Building #27 Beta Plant Wall Rebar Plan	STRUCTURAL - 1	vendor	Approval	0
bb27_68	Building #27 Beta Plant Wall Rebar Plan	STRUCTURAL - 1	vendor	Approval	0
bb27_69	Building #27 Beta Plant Wall Rebar Plan	STRUCTURAL - 1	vendor	Approval	0
bb27_70	Building #27 Beta Plant Wall Rebar Plan	STRUCTURAL - 1	vendor	Approval	0
bb27_71	Building #27 Beta Plant Wall Rebar Plan	STRUCTURAL - 1	vendor	Approval	0
bb27_72	Building #27 Beta Plant Details	STRUCTURAL - 1	vendor	Approval	0
bb27_73	Building #27 Beta Plant Details	STRUCTURAL - 1	vendor	Approval	0
bb27_74	Building #27 Beta Plant Details	STRUCTURAL - 1	vendor	Approval	0
bb27_75	Building #27 Beta Plant Details	STRUCTURAL - 1	vendor	Approval	0
bb27_76	Building #27 Beta Plant Details	STRUCTURAL - 1	vendor	Approval	0
bb27_77	Building #27 Beta Plant Details	STRUCTURAL - 1	vendor	Approval	0
bb27_78	Building #27 Beta Plant Details	STRUCTURAL - 1	vendor	Approval	0
bb27_79	Building #27 Beta Plant Details	STRUCTURAL - 1	vendor	Approval	0
bb27_80	Building #27 Beta Plant Details	STRUCTURAL - 1	vendor	Approval	0
bb27_81	Building #27 Beta Plant Building Assembly Plan	STRUCTURAL - 1	vendor	Approval	0
bS0.1	General Structural Notes	STRUCTURAL - 1	vendor	Approval	5
MojaveBldg27StrucCalcs	Structural Calculations	STRUCTURAL - 1	vendor	Approval	1
6007-CAL-AGE-87-52-1500	CALCULATION REPORT FOR BIOREMEDIATION FACILITIES FOUNDATION. ALPHA PLANT	STRUCTURAL - 1	vendor	Approval	0
6007-PLN-AGE-87-52-1500	MOJAVE SOLAR PROJECT ALPHA PLANT. BIOREMEDIATION FACILITIES FOUNDATION. COVER SHEET	STRUCTURAL - 1	vendor	Approval	0
6007-PLN-AGE-87-52-1510	MOJAVE SOLAR PROJECT ALPHA PLANT. BIOREMEDIATION FACILITIES FOUNDATION. GENERAL NOTES	STRUCTURAL - 1	vendor	Approval	0

ABENER TEYMA
MOJAVE

Compliance No.:	GEN-2				
Job :	Mojave Solar Project				
Date: 02/06/14	Description: Structural Master Drawing List				
Sheet No.	Description	Applicable Condition of Certification	Vendor Supplied or EOR	Reason for Submittal	Revision
6007-PLN-AGE-87-52-1520	MOJAVE SOLAR PROJECT ALPHA PLANT. BIOREMEDIATION FACILITIES FOUNDATION. PLAN VIEW AND DETAILS	STRUCTURAL - 1	vendor	Approval	0
6007-CAL-AGE-87-52-9500	CALCULATION REPORT FOR BIOREMEDIATION FACILITIES FOUNDATION. BETA PLANT	STRUCTURAL - 1	vendor	Approval	0
6007-PLN-AGE-87-52-9500	MOJAVE SOLAR PROJECT BETA PLANT. BIOREMEDIATION FACILITIES FOUNDATION. COVER SHEET	STRUCTURAL - 1	vendor	Approval	0
6007-PLN-AGE-87-52-9510	MOJAVE SOLAR PROJECT BETA PLANT. BIOREMEDIATION FACILITIES FOUNDATION. GENERAL NOTES	STRUCTURAL - 1	vendor	Approval	0
6007-PLN-AGE-87-52-9520	MOJAVE SOLAR PROJECT BETA PLANT. BIOREMEDIATION FACILITIES FOUNDATION. PLAN VIEW AND DETAILS	STRUCTURAL - 1	vendor	Approval	0
Compliance No.:	GEN-3				
Job :	Mojave Solar Project				
Date: 11/05/2014	Description: Structural Master Drawing List				
Sheet No.	Description	Applicable Condition of	Vendor Supplied or EOR	Reason for Submittal	Revision
	Document Name	GEN-3			
60007-ESP-ATP-00-50-C106	Ready Mix Concrete Production and Delivery	STRUCTURAL - 1	EOR	Purchase	NA
60007-ESP-ATP-00-50-C107	Particular Comm Condition for Ready Mix Concrete Production and Delivery	STRUCTURAL - 1	EOR	Purchase	NA
6007-CAL-CCI-18-54-0002	Mirror Building Metal Building Calcs	STRUCTURAL - 1	Vendor	Review	NA
6007-CAL-CCI-18-54-VSCA	Mirror Building Structural Calcs	STRUCTURAL - 1	Vendor	Review	NA
6007-ESP-ATP-00-50-2002	Engineering standards and practices specifications for subsurface exploration and geotechnical evaluation	STRUCTURAL - 1	EOR	Purchase	NA
6007-ESP-ATP-00-50-2001V	Specification for Vendor data requirement Structural, Geotechnical study	STRUCTURAL - 1	EOR	Approval	NA
6007-ESP-ATP-00-50-2061	Preliminary Geo-Tech Report	STRUCTURAL - 1	EOR	Approval	NA
6007-ESP-ATP-00-50-2062	Final Geotech Report	STRUCTURAL - 1	EOR	Bid/Quote	NA
6007-ESP-ATP-00-50-2063	Geotech Report Addendum 2	STRUCTURAL - 1	EOR	Bid/Quote	NA
6007-ESP-ATP-00-50-3100	Concrete Forms and Accessories	STRUCTURAL - 1	EOR	Purchase	NA
6007-ESP-ATP-00-50-3200	Concrete Reinforcement	STRUCTURAL - 1	EOR	Purchase	NA
6007-ESP-ATP-00-50-3300	Cast-In-Place Concrete	STRUCTURAL - 1	EOR	Bid/Quote	NA
6007-ESP-ATP-00-50-5120	Structural Steel	STRUCTURAL - 1	EOR	Bid/Quote	NA
6007-ESP-ATP-00-50-C014V	Concrete Batch Plant Vendor Spec	STRUCTURAL - 1	EOR	Bid/Quote	NA
6007-ESP-ATP-18-52-1333	Concrete Slabs and Foundations For Mirror Building Subcontract Package	STRUCTURAL - 1	EOR	Bid/Quote	NA
6007-ESP-ATP-18-52-1332V	Vendor Data Concrete Slabs and Foundations For Mirror Building Subcontract Package	STRUCTURAL - 1	EOR	Bid/Quote	NA
6007-ESP-ATP-18-54-1331	Mirror Building Subcontract Package	STRUCTURAL - 1	EOR	Purchase	NA
6007-ESP-ATP-18-54-1330V	Vendor Data for Mirror Building Subcontract Package	STRUCTURAL - 1	EOR	Purchase	NA
6007-ESP-ATP-18-54-1332	Warehouse Building Subcontract Package	STRUCTURAL - 1	EOR	Bid/Quote	NA
6007-ESP-ATP-18-54-1331V	Vendor Data Requirement Warehouse Building	STRUCTURAL - 1	EOR	Bid/Quote	NA
6007-ESP-ATP-18-54-3123	Pre-Engineered Metal Building	STRUCTURAL - 1	EOR	Purchase	NA
6007-ESP-ATP-18-54-3124	Pre-Engineered Metal Buildings	STRUCTURAL - 1	EOR	Bid/Quote	NA
6007-ESP-ATP-57-52-1352	Parabolic Solar Collector Steel Foundation Design-Build Subcontract	STRUCTURAL - 1	EOR	Construction	NA
6007-ESP-ATP-57-52-1351V	Vendor Data Requirements Parabolic Triugh Solar Collector Foundation Design-Build Subcontract	STRUCTURAL - 1	EOR	Construction	NA
6007-ESP-RJK-33-50-0002	Solar Collector Foundation Design	STRUCTURAL - 1	Vendor	Approval	NA
6007-ESP-UTE-16-62-0003	Air Compressor Package	STRUCTURAL - 1	EOR	Approval	NA
6007-INF-ATP-00-50-0002	Geo-Tech Report	STRUCTURAL - 1	EOR	Construction	NA
6007-INF-ATP-33-50-0002	Wind Tunnel Clarification	STRUCTURAL - 1	EOR	Approval	NA
6007-INF-RJK-33-50-0002	Responce to CEC for collector Foundation	STRUCTURAL - 1	Vendor	Approval	NA
6007-INS-ATP-00-50-0003	Preliminary Foundation Recommendation	STRUCTURAL - 1	EOR	Construction	NA
6007-INS-ATP-32-50-0001	Exterior Solar Collector Foundation Loads	STRUCTURAL - 1	EOR	Approval	NA
6007-INS-ATP-32-50-0002	Interior Solar Collector Foundation Loads	STRUCTURAL - 1	EOR	Approval	NA
6007-INS-ATP-32-50-0004	Solar Collector Foundation Loads	STRUCTURAL - 1	EOR	Construction	NA
6007-INS-ATP-32-52-0004	Collector Support Dimensions	STRUCTURAL - 1	EOR	Approval	NA
6007-PLN-ATP-00-50-S005	General Civil and Structural Notes	STRUCTURAL - 1	EOR	Bid/Quote	NA
6007-PLN-ATP-00-50-S006	Typical Ladder and Safety Cage Details	STRUCTURAL - 1	EOR	Bid/Quote	NA
6007-PLN-ATP-00-50-S007	Typical Pipe Handrail, Stairway and Grating Details	STRUCTURAL - 1	EOR	Bid/Quote	NA
6007-PLN-ATP-00-50-S008	Standard Base Plate Details and Standard Shear Key Details	STRUCTURAL - 1	EOR	Bid/Quote	NA
6007-PLN-ATP-00-55-0005	Soil boring location plan for alpha plant solar field	STRUCTURAL - 1	EOR	Purchase	NA
6007-PLN-ATP-00-55-0006	Soil boring location plan for beta plant solar field	STRUCTURAL - 1	EOR	Purchase	NA
6007-PLN-ATP-00-55-0007	Soil boring location plan for alpha power island	STRUCTURAL - 1	EOR	Purchase	NA
6007-PLN-ATP-00-55-0008	Soil boring location plan for beta power island	STRUCTURAL - 1	EOR	Purchase	NA
6007-PLN-ATP-00-55-LX03	Alpha Warehouse Building Proposed Location	STRUCTURAL - 1	EOR	Bid/Quote	NA
6007-PLN-ATP-00-55-LX04	Beta Warehouse Building Proposed Location	STRUCTURAL - 1	EOR	Bid/Quote	NA
6007-PLN-ATP-16-62-0002	Mirror Building Air Supply & Electrical Outlet Locations	STRUCTURAL - 1	EOR	Purchase	NA
6007-PLN-ATP-18-52-0019	Anchor Bolts Reference Plan	STRUCTURAL - 1	EOR	Bid/Quote	NA
6007-PLN-ATP-18-52-0020	Slab and Foundation Reference Plan	STRUCTURAL - 1	EOR	Bid/Quote	NA
6007-PLN-ATP-18-52-0021	Slab and Foundation Reference Details	STRUCTURAL - 1	EOR	Bid/Quote	NA
6007-PLN-ATP-18-54-0017	General Location of Mirror Building	STRUCTURAL - 1	EOR	Purchase	NA
6007-PLN-ATP-18-57-0011	Mirror Building Floor Plan	STRUCTURAL - 1	EOR	Bid/Quote	NA
6007-PLN-ATP-18-57-0012	Mirror Building Roof Plan	STRUCTURAL - 1	EOR	Purchase	NA
6007-PLN-ATP-18-57-0013	Mirror Building Crane Layout Plan	STRUCTURAL - 1	EOR	Purchase	NA
6007-PLN-ATP-18-57-0014	Mirror Building Elevations and Sections	STRUCTURAL - 1	EOR	Purchase	NA
6007-PLN-ATP-18-57-0015	Mirror Building Sections	STRUCTURAL - 1	EOR	Bid/Quote	NA
6007-PLN-ATP-18-57-0021	Warehouse Building Floor Plan	STRUCTURAL - 1	EOR	Bid/Quote	NA
6007-PLN-ATP-18-57-0022	Warehouse Building Roof Plan	STRUCTURAL - 1	EOR	Bid/Quote	NA
6007-PLN-ATP-18-57-0023	Warehouse Building Elevation and Section	STRUCTURAL - 1	EOR	Bid/Quote	NA
6007-PLN-ATP-18-57-0024	Warehouse Building Elevations	STRUCTURAL - 1	EOR	Bid/Quote	NA
6007-PLN-ATP-18-57-0025	Warehouse Building Sections	STRUCTURAL - 1	EOR	Bid/Quote	NA
6007-PLN-CCI-18-54-ALLD	Mirror Building Metal Building All Drawings	STRUCTURAL - 1	Vendor	Review	NA
6007-CAL-CCI-18-54-VASP	Mirror Building Material Specs	ARCHITECTURAL - 1	Vendor	Review	NA
6007-PLN-CCI-18-54-VA10	Mirror Building Code Plan	ARCHITECTURAL - 1	Vendor	Review	NA
6007-PLN-CCI-18-54-VA11	Mirror Building Floor Plan	ARCHITECTURAL - 1	Vendor	Review	NA
6007-PLN-CCI-18-54-VA12	Mirror Building Trench & Utility Plan	ARCHITECTURAL - 1	Vendor	Review	NA
6007-PLN-CCI-18-54-VA13	Mirror Building Equipment Layout (for reference only)	ARCHITECTURAL - 1	Vendor	Review	NA
6007-PLN-CCI-18-54-VA14	Mirror Building Crane Layout Plan	ARCHITECTURAL - 1	Vendor	Review	NA
6007-PLN-CCI-18-54-VA15	Mirror Building Roof Plan	ARCHITECTURAL - 1	Vendor	Review	NA
6007-PLN-CCI-18-54-VA21	Mirror Building Exterior Elevations	ARCHITECTURAL - 1	Vendor	Review	NA
6007-PLN-CCI-18-54-VA41	Mirror Building Building Sections	ARCHITECTURAL - 1	Vendor	Review	NA
6007-PLN-CCI-18-54-VA51	Mirror Building Details	ARCHITECTURAL - 1	Vendor	Review	NA
6007-PLN-CCI-18-54-VA61	Mirror Building Door Schedule	ARCHITECTURAL - 1	Vendor	Review	NA
6007-PLN-CCI-18-54-VACS	Mirror Building Cover Sheet	ARCHITECTURAL - 1	Vendor	Review	NA
6007-PLN-CCI-18-54-VAS2	Mirror Building Site Plan	ARCHITECTURAL - 1	Vendor	Review	NA
6007-PLN-CCI-18-54-VS11	Mirror Building General Structural Notes	STRUCTURAL - 1	Vendor	Review	NA
6007-PLN-CCI-18-54-VS12	Mirror Building Details	STRUCTURAL - 1	Vendor	Review	NA
6007-PLN-CCI-18-54-VS21	Mirror Building Foundation Plan	STRUCTURAL - 1	Vendor	Review	NA
6007-PLN-CCI-18-54-VS31	Mirror Building Framing Details	STRUCTURAL - 1	Vendor	Review	NA
6007-PLN-RJK-33-50-0003	Mirrorfield Foundation	STRUCTURAL - 1	Vendor	Approval	NA

ABENER TEYMA
MOJAVE

Compliance No.:	GEN-2				
Job :	Mojave Solar Project				
Date: 02/06/14	Description: Structural Master Drawing List				
Sheet No.	Description	Applicable Condition of Certification	Vendor Supplied or EOR	Reason for Submittal	Revision
6007-PLN-RJK-33-50-0004	Mirrorfield Foundation	STRUCTURAL - 1	Vendor	Approval	NA
6007-PLN-GFG-00-50-C802	North Alpha East Solar Array Foundation Plans Cover Sheet	STRUCTURAL - 1	Vendor	Construction	NA
6007-PLN-GFG-00-50-C803	Civil Works . General Notes Sheet	STRUCTURAL - 1	Vendor	Construction	NA
6007-PLN-GFG-00-50-P004	North Alpha East Solar Array Foundation Plan Foundation Working Points Layout I	STRUCTURAL - 1	Vendor	Construction	NA
6007-PLN-GFG-00-50-P005	North Alpha East Solar Array Foundation Plan Foundation Working Points Layout II	STRUCTURAL - 1	Vendor	Construction	NA
6007-PLN-GFG-00-50-C808	North Alpha East Solar Array Foundation Plan Foundation Piles Location Data I	STRUCTURAL - 1	Vendor	Construction	NA
6007-PLN-GFG-00-50-C809	North Alpha East Solar Array Foundation Plan Foundation Piles Location Data II	STRUCTURAL - 1	Vendor	Construction	NA
6007-PLN-GFG-00-50-C810	North Alpha East Solar Array Foundation Plan Foundation Piles Location Data III	STRUCTURAL - 1	Vendor	Construction	NA
6007-PLN-GFG-00-50-C811	North Alpha East Solar Array Foundation Plan Foundation Piles Location Data IV	STRUCTURAL - 1	Vendor	Construction	NA
6007-PLN-GFG-00-50-P084	North Alpha East Solar Array Foundation Plan Foundation Piles Location Data V	STRUCTURAL - 1	Vendor	Construction	NA
6007-PLN-GFG-00-50-P085	North Alpha East Solar Array Foundation Plan Foundation Piles Location Data VI	STRUCTURAL - 1	Vendor	Construction	NA
6007-PLN-GFG-00-50-P086	North Alpha East Solar Array Foundation Plan Foundation Piles Location Data VII	STRUCTURAL - 1	Vendor	Construction	NA
6007-PLN-GFG-00-50-P087	North Alpha East Solar Array Foundation Plan Foundation Piles Location Data VIII	STRUCTURAL - 1	Vendor	Construction	NA
6007-PLN-GFG-00-50-P088	North Alpha East Solar Array Foundation Plan Foundation Piles Location Data IX	STRUCTURAL - 1	Vendor	Construction	NA
6007-PLN-GFG-00-50-P089	North Alpha East Solar Array Foundation Plan Foundation Piles Location Data X	STRUCTURAL - 1	Vendor	Construction	NA
6007-PLN-GFG-00-50-P090	North Alpha East Solar Array Foundation Plan Foundation Piles Location Data XI	STRUCTURAL - 1	Vendor	Construction	NA
6007-PLN-GFG-00-50-P091	North Alpha East Solar Array Foundation Plan Foundation Piles Location Data XII	STRUCTURAL - 1	Vendor	Construction	NA
6007-PLN-GFG-00-50-P092	North Alpha East Solar Array Foundation Plan Foundation Piles Location Data XIII	STRUCTURAL - 1	Vendor	Construction	NA
6007-PLN-GFG-00-50-P093	North Alpha East Solar Array Foundation Plan Foundation Piles Location Data XIV	STRUCTURAL - 1	Vendor	Construction	NA
6007-PLN-GFG-00-50-P094	North Alpha East Solar Array Foundation Plan Foundation Piles Location Data XV	STRUCTURAL - 1	Vendor	Construction	NA
6007-PLN-GFG-00-50-P095	North Alpha East Solar Array Foundation Plan Foundation Piles Location Data XVI	STRUCTURAL - 1	Vendor	Construction	NA
6007-PLN-GFG-00-50-P096	North Alpha East Solar Array Foundation Plan Foundation Piles Location Data XVII	STRUCTURAL - 1	Vendor	Construction	NA
6007-PLN-GFG-00-50-P097	North Alpha East Solar Array Foundation Plan Foundation Piles Location Data XVIII	STRUCTURAL - 1	Vendor	Construction	NA
6007-PLN-GFG-00-50-P098	North Alpha East Solar Array Foundation Plan Foundation Piles Location Data XIX	STRUCTURAL - 1	Vendor	Construction	NA
6007-PLN-GFG-00-50-P099	North Alpha East Solar Array Foundation Plan Foundation Piles Location Data XX	STRUCTURAL - 1	Vendor	Construction	NA
6007-PLN-GFG-00-50-P100	North Alpha East Solar Array Foundation Plan Foundation Piles Location Data XXI	STRUCTURAL - 1	Vendor	Construction	NA
6007-PLN-GFG-00-50-P101	Middle Alpha East Solar Array Foundation Plans Cover Sheet	STRUCTURAL - 1	Vendor	Construction	NA
6007-PLN-GFG-00-50-P102	Notes Sheet	STRUCTURAL - 1	Vendor	Construction	NA
6007-PLN-GFG-00-50-P103	Middle Alpha East Solar Array Foundation Plan Foundation Working Points Layout I	STRUCTURAL - 1	Vendor	Construction	NA
6007-PLN-GFG-00-50-P104	6007-PLN-GFG-00-50-P028Middle Alpha East Solar Array Foundation Plan Foundation Working Points Layout II	STRUCTURAL - 1	Vendor	Construction	NA
6007-PLN-GFG-00-50-P105	Middle Alpha East Solar Array Foundation Plan Foundation Working Points Layout III	STRUCTURAL - 1	Vendor	Construction	NA
6007-PLN-GFG-00-50-P106	Middle Alpha East Solar Array Foundation Plan Foundation Working Points Layout IV	STRUCTURAL - 1	Vendor	Construction	NA
6007-PLN-GFG-00-50-P107	Middle Alpha East Solar Array Foundation Plan Foundation Working Points Layout V	STRUCTURAL - 1	Vendor	Construction	NA
6007-PLN-GFG-00-50-P108	Middle Alpha East Solar Array Foundation Plan Foundation Piles Location Data 53	STRUCTURAL - 1	Vendor	Construction	NA
6007-PLN-GFG-00-50-P109	Middle Alpha East Solar Array Foundation Plan Foundation Piles Location Data 54	STRUCTURAL - 1	Vendor	Construction	NA
6007-PLN-GFG-00-50-P110	Middle Alpha East Solar Array Foundation Plan Foundation Piles Location Data 55	STRUCTURAL - 1	Vendor	Construction	NA
6007-PLN-GFG-00-50-P111	Middle Alpha East Solar Array Foundation Plan Foundation Piles Location Data 56	STRUCTURAL - 1	Vendor	Construction	NA
6007-PLN-GFG-00-50-P112	Middle Alpha East Solar Array Foundation Plan Foundation Piles Location Data 57	STRUCTURAL - 1	Vendor	Construction	NA
6007-PLN-GFG-00-50-P113	Middle Alpha East Solar Array Foundation Plan Foundation Piles Location Data 58	STRUCTURAL - 1	Vendor	Construction	NA
6007-PLN-GFG-00-50-P114	Middle Alpha East Solar Array Foundation Plan Foundation Piles Location Data 59	STRUCTURAL - 1	Vendor	Construction	NA
6007-PLN-GFG-00-50-P115	Middle Alpha East Solar Array Foundation Plan Foundation Piles Location Data 60	STRUCTURAL - 1	Vendor	Construction	NA
6007-PLN-GFG-00-50-P116	Middle Alpha East Solar Array Foundation Plan Foundation Piles Location Data 61	STRUCTURAL - 1	Vendor	Construction	NA
6007-PLN-GFG-00-50-P117	Middle Alpha East Solar Array Foundation Plan Foundation Piles Location Data 62	STRUCTURAL - 1	Vendor	Construction	NA
6007-PLN-GFG-00-50-P118	Middle Alpha East Solar Array Foundation Plan Foundation Piles Location Data 63	STRUCTURAL - 1	Vendor	Construction	NA
6007-PLN-GFG-00-50-P119	Middle Alpha East Solar Array Foundation Plan Foundation Piles Location Data 64	STRUCTURAL - 1	Vendor	Construction	NA
6007-PLN-GFG-00-50-P120	Middle Alpha East Solar Array Foundation Plan Foundation Piles Location Data 65	STRUCTURAL - 1	Vendor	Construction	NA
6007-PLN-GFG-00-50-P121	Middle Alpha East Solar Array Foundation Plan Foundation Piles Location Data 66	STRUCTURAL - 1	Vendor	Construction	NA
6007-PLN-GFG-00-50-P122	Middle Alpha East Solar Array Foundation Plan Foundation Piles Location Data 67	STRUCTURAL - 1	Vendor	Construction	NA
6007-PLN-GFG-00-50-P123	Middle Alpha East Solar Array Foundation Plan Foundation Piles Location Data 68	STRUCTURAL - 1	Vendor	Construction	NA
6007-PLN-GFG-00-50-P124	Middle Alpha East Solar Array Foundation Plan Foundation Piles Location Data 69	STRUCTURAL - 1	Vendor	Construction	NA
6007-PLN-GFG-00-50-P125	Middle Alpha East Solar Array Foundation Plan Foundation Piles Location Data 70	STRUCTURAL - 1	Vendor	Construction	NA
6007-PLN-GFG-00-50-P126	Middle Alpha East Solar Array Foundation Plan Foundation Piles Location Data 71	STRUCTURAL - 1	Vendor	Construction	NA
6007-PLN-GFG-00-50-P127	Middle Alpha East Solar Array Foundation Plan Foundation Piles Location Data 72	STRUCTURAL - 1	Vendor	Construction	NA
6007-PLN-GFG-00-50-P128	Middle Alpha East Solar Array Foundation Plan Foundation Piles Location Data 73	STRUCTURAL - 1	Vendor	Construction	NA
6007-PLN-GFG-00-50-P129	Middle Alpha East Solar Array Foundation Plan Foundation Piles Location Data 74	STRUCTURAL - 1	Vendor	Construction	NA
6007-PLN-GFG-00-50-P130	Middle Alpha East Solar Array Foundation Plan Foundation Piles Location Data 75	STRUCTURAL - 1	Vendor	Construction	NA
6007-PLN-GFG-00-50-P131	Middle Alpha East Solar Array Foundation Plan Foundation Piles Location Data 76	STRUCTURAL - 1	Vendor	Construction	NA
6007-PLN-GFG-00-50-P132	Middle Alpha East Solar Array Foundation Plan Foundation Piles Location Data 77	STRUCTURAL - 1	Vendor	Construction	NA
6007-PLN-GFG-00-50-P133	Middle Alpha East Solar Array Foundation Plan Foundation Piles Location Data 78	STRUCTURAL - 1	Vendor	Construction	NA
6007-PLN-GFG-00-50-P134	Middle Alpha East Solar Array Foundation Plan Foundation Piles Location Data 79	STRUCTURAL - 1	Vendor	Construction	NA
6007-PLN-GFG-00-50-P135	Middle Alpha East Solar Array Foundation Plan Foundation Piles Location Data 80	STRUCTURAL - 1	Vendor	Construction	NA
6007-PLN-GFG-00-50-P136	Middle Alpha East Solar Array Foundation Plan Foundation Piles Location Data 81	STRUCTURAL - 1	Vendor	Construction	NA
6007-PLN-GFG-00-50-P137	Middle Alpha East Solar Array Foundation Plan Foundation Piles Location Data 82	STRUCTURAL - 1	Vendor	Construction	NA
6007-PLN-GFG-00-50-P138	Middle Alpha East Solar Array Foundation Plan Foundation Piles Location Data 83	STRUCTURAL - 1	Vendor	Construction	NA
6007-PLN-GFG-00-50-P139	Middle Alpha East Solar Array Foundation Plan Foundation Piles Location Data 84	STRUCTURAL - 1	Vendor	Construction	NA
6007-PLN-GFG-00-50-P140	Middle Alpha East Solar Array Foundation Plan Foundation Piles Location Data 85	STRUCTURAL - 1	Vendor	Construction	NA
6007-PLN-GFG-00-50-P141	Middle Alpha East Solar Array Foundation Plan Foundation Piles Location Data 86	STRUCTURAL - 1	Vendor	Construction	NA
6007-PLN-GFG-00-50-P142	Middle Alpha East Solar Array Foundation Plan Foundation Piles Location Data 87	STRUCTURAL - 1	Vendor	Construction	NA
6007-PLN-GFG-00-50-P143	Middle Alpha East Solar Array Foundation Plan Foundation Piles Location Data 88	STRUCTURAL - 1	Vendor	Construction	NA
6007-PLN-GFG-00-50-P144	Middle Alpha East Solar Array Foundation Plan Foundation Piles Location Data 89	STRUCTURAL - 1	Vendor	Construction	NA
6007-PLN-GFG-00-50-P145	Middle Alpha East Solar Array Foundation Plan Foundation Piles Location Data 90	STRUCTURAL - 1	Vendor	Construction	NA
6007-PLN-GFG-00-50-P146	Middle Alpha East Solar Array Foundation Plan Foundation Piles Location Data 91	STRUCTURAL - 1	Vendor	Construction	NA
6007-PLN-GFG-00-50-P147	Middle Alpha East Solar Array Foundation Plan Foundation Piles Location Data 92	STRUCTURAL - 1	Vendor	Construction	NA
6007-PLN-GFG-00-50-P148	Middle Alpha East Solar Array Foundation Plan Foundation Piles Location Data 93	STRUCTURAL - 1	Vendor	Construction	NA
6007-PLN-GFG-00-50-P149	Middle Alpha East Solar Array Foundation Plan Foundation Piles Location Data 94	STRUCTURAL - 1	Vendor	Construction	NA
6007-PLN-GFG-00-50-P150	Middle Alpha East Solar Array Foundation Plan Foundation Piles Location Data 95	STRUCTURAL - 1	Vendor	Construction	NA
6007-PLN-GFG-00-50-P151	Middle Alpha East Solar Array Foundation Plan Foundation Piles Location Data 96	STRUCTURAL - 1	Vendor	Construction	NA
6007-PLN-GFG-00-50-P152	Middle Alpha East Solar Array Foundation Plan Foundation Piles Location Data 97	STRUCTURAL - 1	Vendor	Construction	NA
6007-PLN-GFG-00-50-P153	Middle Alpha East Solar Array Foundation Plan Foundation Piles Location Data 98	STRUCTURAL - 1	Vendor	Construction	NA
6007-PLN-GFG-00-50-P154	Middle Alpha East Solar Array Foundation Plan Foundation Piles Location Data 99	STRUCTURAL - 1	Vendor	Construction	NA
6007-PLN-GFG-00-50-P155	Middle Alpha East Solar Array Foundation Plan Foundation Piles Location Data 100	STRUCTURAL - 1	Vendor	Construction	NA
6007-PLN-GFG-00-50-P156	Middle Alpha East Solar Array Foundation Plan Foundation Piles Location Data 101	STRUCTURAL - 1	Vendor	Construction	NA
6007-PLN-GFG-00-50-P157	Middle Alpha East Solar Array Foundation Plan Foundation Piles Location Data 102	STRUCTURAL - 1	Vendor	Construction	NA
6007-PLN-GFG-00-50-P158	Middle Alpha East Solar Array Foundation Plan Foundation Piles Location Data 103	STRUCTURAL - 1	Vendor	Construction	NA
6007-PLN-GFG-00-50-P159	Middle Alpha East Solar Array Foundation Plan Foundation Piles Location Data 104	STRUCTURAL - 1	Vendor	Construction	NA
6007-CAL-CCI-18-54-2120	Structural Calculations	STRUCTURAL - 1	Vendor	Construction	NA
6007-CAL-CCI-18-54-2530	Pre-Engineered Metal Building Calculations	STRUCTURAL - 1	Vendor	Construction	NA
6007-ESP-ATP-00-50-2069	Geotech Report Addendum 7	STRUCTURAL - 1	EOR	Construction	NA

ABENER TEYMA
MOJAVE

Compliance No.:	GEN-2				
Job :	Mojave Solar Project				
Date: 02/06/14	Description: Structural Master Drawing List				
Sheet No.	Description	Applicable Condition of Certification	Vendor Supplied or EOR	Reason for Submittal	Revision
6007-PLN-ATP-00-50-C002	Anchor Rod Assemblies and Details	STRUCTURAL - 1	EOR	Construction	NA
6007-PLN-ATP-00-50-S002	General Civil and Structural Notes	STRUCTURAL - 1	EOR	Construction	NA
6007-ESP-RJK-33-50-0007	Anchor Bolt Tolerance Calculations	STRUCTURAL - 1	Vendor	Approval	8.2
6007-ESP-RJK-33-50-0008	Drive Pilecap out fo tolerance	STRUCTURAL - 1	vendor	Approval	8.828571429
6007-ESP-RJK-33-50-0009	Type III pilecap out of tolerance fix	STRUCTURAL - 1	Vendor	Approval	9.457142857
6007-PLN-CCI-18-54-1200	Cover Sheet	STRUCTURAL - 1	vendor	Approval	10.08571429
6007-PLN-CCI-18-54-1210	Code Plan	STRUCTURAL - 1	vendor	Approval	10.71428571
6007-PLN-CCI-18-54-1211	Floor Plan	STRUCTURAL - 1	vendor	Approval	11.34285714
6007-PLN-PRI-39-52-1206	FOUNDATION PLAN	STRUCTURAL - 1	vendor	Approval	NA
Final Sealed and Signed Package 07.20.12-Signed	Pylon Structures Design Calculations Package	STRUCTURAL - 1	vendor	Approval	-0.5
E-C328000_0 Central Support- signed	Central Support Plan	STRUCTURAL - 1	vendor	Approval	-0.8
E-C335000_0 IntermediateSupport-signed	Intermediate Support Plan	STRUCTURAL - 1	vendor	Approval	-1.1
App for Alt Mat - BV form	Application for Alternate Material	STRUCTURAL - 1	vendor	Approval	-1.4
6007-ESP-CCI-18-54-1401	MECHANICAL SPECIFICATIONS	STRUCTURAL - 1	vendor	Approval	NA
6007-PLN-CCI-18-54-1200	COVER SHEET	STRUCTURAL - 1	vendor	Approval	NA
6007-PLN-CCI-18-54-1211	FLOOR PLAN	STRUCTURAL - 1	vendor	Approval	NA
6007-PLN-CCI-18-54-1213	TRENCH AND UTILITY PLAN	STRUCTURAL - 1	vendor	Approval	NA
6007-PLN-CCI-18-54-1214	EQUIPMENT LAYOUT	STRUCTURAL - 1	vendor	Approval	NA
6007-PLN-CCI-18-54-1221	EXTERIOR ELEVATIONS	STRUCTURAL - 1	vendor	Approval	NA
6007-PLN-CCI-18-54-1241	BUILDING SECTIONS	STRUCTURAL - 1	vendor	Approval	NA
6007-PLN-CCI-18-54-1321	FOUNDATION PLAN	STRUCTURAL - 1	vendor	Approval	NA
6007-PLN-CC1-18-54-1510	MECHANICAL/AIRLINE PIPING FLOOR PLAN	STRUCTURAL - 1	vendor	Approval	NA
6007-PLN-CC1-18-54-1520	MECHANICAL/AIRLINE PIPING SCHEDULES AND DIAGRAMS	STRUCTURAL - 1	vendor	Approval	NA
6007-PLN-CC1-18-54- 1611	ELECTRICAL GROUNDING PLAN	STRUCTURAL - 1	vendor	Approval	NA
6007-PLN-CC1-18-54- 1613	ELECTRICAL EQUIPMENT PLAN	STRUCTURAL - 1	vendor	Approval	NA
6007-PLN-CC1-18-54- 1621	ELECTRICAL LIGHTING PLAN	STRUCTURAL - 1	vendor	Approval	NA
6007-PLN-CC1-18-54- 1622	ELECTRICAL LIGHTING SCHEDULES	STRUCTURAL - 1	vendor	Approval	NA
6007-PLN-CC1-18-54- 1623	PHOTOMETRIC LIGHTING PLAN	STRUCTURAL - 1	vendor	Approval	NA
6007-PLN-CC1-18-54- 1624	EM PHOTOMETRIC LIGHTING PLAN	STRUCTURAL - 1	vendor	Approval	NA
6007-PLN-CC1-18-54- 1641	ONELINE DIAGRAM	STRUCTURAL - 1	vendor	Approval	NA
6007-PLN-CC1-18-54-1643	PANEL SCHEDULES	STRUCTURAL - 1	vendor	Approval	NA
6007-PLN-GFG-00-50-P212	Beta East Northeast Solar Array Foundation Plans Cover	STRUCTURAL - 1	vendor	Approval	NA
6007-PLN-GFG-00-50-P213	Beta East Northeast Solar Array Foundation Plans Notes Sheet	STRUCTURAL - 1	vendor	Approval	NA
6007-PLN-GFG-00-50-P214	Beta East Northeast Solar Array Foundation Plans Foundation Working Points Layout I	STRUCTURAL - 1	vendor	Approval	NA
6007-PLN-GFG-00-50-P215	Beta East Northeast Foundation Plans Solar Array Foundation Working Points Layout II	STRUCTURAL - 1	vendor	Approval	NA
6007-PLN-GFG-00-50-P216	Beta East Northeast Foundation Plans Solar Array Foundation Working Points Layout III	STRUCTURAL - 1	vendor	Approval	NA
6007-PLN-GFG-00-50-P217	Beta East Northeast Foundation Plans Solar Array Foundation Working Points Layout IV	STRUCTURAL - 1	vendor	Approval	NA
6007-PLN-GFG-00-50-P218	Beta East Northeast Foundation Plans Solar Array Foundation Working Points Layout V	STRUCTURAL - 1	vendor	Approval	NA
6007-PLN-GFG-00-50-P219	Beta East Northeast Foundation Plans Solar Array Foundation Working Points Layout VI	STRUCTURAL - 1	vendor	Approval	NA
6007-PLN-GFG-00-50-P220	Beta East Northeast Foundation Plans Solar Array Foundation Working Points Layout VII	STRUCTURAL - 1	vendor	Approval	NA
6007-PLN-GFG-00-50-P221	Beta East Northeast Foundation Plans Solar Array Foundation Working Points Layout VIII	STRUCTURAL - 1	vendor	Approval	NA
6007-PLN-GFG-00-50-P222	Beta East Northeast Solar Array Foundation Plans Foundation Piles Location Data 67	STRUCTURAL - 1	vendor	Approval	NA
6007-PLN-GFG-00-50-P223	Beta East Northeast Solar Array Foundation Plans Foundation Piles Location Data 68	STRUCTURAL - 1	vendor	Approval	NA
6007-PLN-GFG-00-50-P224	Beta East Northeast Solar Array Foundation Plans Foundation Piles Location Data 69	STRUCTURAL - 1	vendor	Approval	NA
6007-PLN-GFG-00-50-P225	Beta East Northeast Solar Array Foundation Plans Foundation Piles Location Data 70	STRUCTURAL - 1	vendor	Approval	NA
6007-PLN-GFG-00-50-P226	Beta East Northeast Solar Array Foundation Plans Foundation Piles Location Data 71	STRUCTURAL - 1	vendor	Approval	NA
6007-PLN-GFG-00-50-P227	Beta East Northeast Solar Array Foundation Plans Foundation Piles Location Data 72	STRUCTURAL - 1	vendor	Approval	NA
6007-PLN-GFG-00-50-P228	Beta East Northeast Solar Array Foundation Plans Foundation Piles Location Data 73	STRUCTURAL - 1	vendor	Approval	NA
E1.0 BLDG #26 ALPHA	General Notes and Symbols	41631	neral Notes and Sym	Andrea	41645
E1.1 BLDG #26 ALPHA	Partial Single-Line, Panel, Power & Lighting Plans	41631	Line, Panel, Power &	Andrea	41645
E1.0 BLDG #26 BETA	General Notes and Symbols	41631	neral Notes and Sym	Andrea	41645
E1.1 BLDG #26 BETA	Partial Single-Line, Panel, Power & Lighting Plans	41631	Line, Panel, Power &	Andrea	41645
6007-CAL-CTS-26-52-2600	Alpha site Low Voltage Busduct Support Framing	41640	Voltage Busduct Su	Eduardo	41647
6007-CAL-CTS-26-52-2601	Abengoa Mojave Solar Low Voltage Bus Duct	41646	ojave Solar Low Volt	Eduardo	41647
6007-CAL-CTS-26-52-7600	Beta site Low Voltage Busduct Support Framing	41640	Voltage Busduct Sup	Eduardo	41647
6007-CAL-CTS-26-52-7601	Abengoa Mojave Solar Low Voltage Bus Duct	41646	ojave Solar Low Volt	Eduardo	41647
6007-PLN-CTS-26-52-2600	Field Alpha Low Voltage Busduct General Structural Notes	41646	ltage Busduct Gene	Eduardo	41647
6007-PLN-CTS-26-52-2601	Field Alpha Low Voltage Busduct Plans	41646	ha Low Voltage Busc	Eduardo	41647
6007-PLN-CTS-26-52-2602	Field Alpha Low Voltage Busduct Plans	41646	ha Low Voltage Busc	Eduardo	41647
6007-PLN-CTS-26-52-2603	Field Alpha Low Voltage Busduct Plans	41646	ha Low Voltage Busc	Eduardo	41647
6007-PLN-CTS-26-52-2604	Field Alpha Low Voltage Busduct Typical Details	41624	w Voltage Busduct	Eduardo	41647
6007-PLN-CTS-26-52-2605	Field Alpha Low Voltage Busduct Framing Details	41646	w Voltage Busduct F	Eduardo	41647
6007-PLN-CTS-26-52-7600	Field Beta Low Voltage Busduct General Structural Notes	41646	tage Busduct Gener	Eduardo	41647
6007-PLN-CTS-26-52-7601	Field Beta Low Voltage Busduct Plans	41646	a Low Voltage Busd	Eduardo	41647
6007-PLN-CTS-26-52-7602	Field Beta Low Voltage Busduct Plans	41646	a Low Voltage Busd	Eduardo	41647
6007-PLN-CTS-26-52-7603	Field Beta Low Voltage Busduct Plans	41646	a Low Voltage Busd	Eduardo	41647
6007-PLN-CTS-26-52-7604	Field Beta Low Voltage Busduct Typical Details	41624	w Voltage Busduct T	Eduardo	41647
6007-PLN-CTS-26-52-7605	Field Beta Low Voltage Busduct Framing Details	41646	w Voltage Busduct Fr	Eduardo	41647
6007-PLN-AGE-18-52-S101-W1	Electrical Layout Holes Study Building #22 Alpha and Beta Site	41628	s Study Building #22	Andrea	41647
6007-PLN-AGE-18-52-S101-W2	Mojave Solar Project Alpha Site Building #22	41628	r Project Alpha Site	Andrea	41647
6007-PLN-AGE-18-52-S101-W3	Mojave Solar Project Beta Site Building #22	41628	ar Project Beta Site B	Andrea	41647
6007-PLN-AGE-18-52-S101-W4	Alpha Site Building #22	41628	lpha Site Building #2	Andrea	41647
6007-PLN-AGE-18-52-S101-W5	Beta Site Building #22	41628	eta Site Building #2	Andrea	41647
6007-PLN-AGE-18-52-S102-W1	Electrical Layout Holes Study Building #27 HTF Station Alpha and Beta Site	41628	y Building #27 HTF S	Andrea	41647
6007-PLN-AGE-18-52-S102-W2	Mojave Solar Project Alpha Site Building #27	41621	r Project Alpha Site	Andrea	41647
6007-PLN-AGE-18-52-S102-W3	Mojave Solar Project Beta Site Building #27	41628	ar Project Beta Site B	Andrea	41647
6007-PLN-AGE-18-52-S103-W1	Electrical Layout Holes Study Alpha and Beta Site Building #26 Cooling Tower Station	41628	ha and Beta Site Bu	Andrea	41647
6007-PLN-AGE-18-52-S103-W2	Mojave Solar Project Alpha Site Building #26	41628	r Project Alpha Site	Andrea	41647
6007-PLN-AGE-18-52-S103-W3	Mojave Solar Project Beta Site Building #26	41628	ar Project Beta Site B	Andrea	41647
6007-PLN-AGE-18-52-S103-W4	Electrical Layout Holes Study Alpha and Beta Site Building #26 Roof Pen VSD Room	41628	pha and Beta Site Bu	Andrea	41647
20131219_letter	Cover Letter (Structural Comments)	41627	etter (Structural Cor	Andrea	41647
Plan Check Reply	Revision Letter	41646	Revision Letter	Andrea	41647
6007-CAL-AGE-25-52-3000	Calculation Report for Hydrogen System Foundation Alpha Plant	41647	Hydrogen System F	Eduardo	41648
6007-CAL-AGE-25-52-7000	Calculation Report for Hydrogen System Foundation Beta Plant	41647	r Hydrogen System	Eduardo	41648
6007-CAL-AGE-25-54-3000	Calculation Report for Hydrogen System Structure Alpha Plant	41625	r Hydrogen System	Eduardo	41648
6007-CAL-AGE-25-54-7000	Calculation Report for Hydrogen System Structure Beta Plant	41625	or Hydrogen System	Eduardo	41648
6007-PLN-AGE-25-52-3000	Mojave Solar Project. Field Alpha Hydrogen System Foundation Cover Sheet	41620	lpha Hydrogen Syst	Eduardo	41648
6007-PLN-AGE-25-52-3001	Mojave Solar Project. Field Alpha Hydrogen System Foundation General Notes	41646	pha Hydrogen Syste	Eduardo	41648

ABENER TEYMA
MOJAVE

Compliance No.:	GEN-2				
Job :	Mojave Solar Project				
Date: 02/06/14	Description: Structural Master Drawing List				
Sheet No.	Description	Applicable Condition of Certification	Vendor Supplied or EOR	Reason for Submittal	Revision
6007-PLN-AGE-25-52-3002	Mojave Solar Project. Alpha Plant Hydrogen System Foundation Details	41646	ha Plant Hydrogen S	Eduardo	41648
6007-PLN-AGE-25-52-7000	Mojave Solar Project. Field Beta Hydrogen System Foundation Cover Sheet	41990	Beta Hydrogen Syste	Eduardo	41648
6007-PLN-AGE-25-52-7001	Mojave Solar Project. Field Beta Hydrogen System Foundation General Notes	41646	eta Hydrogen Syste	Eduardo	41648
6007-PLN-AGE-25-52-7002	Mojave Solar Project. Beta Plant Hydrogen System Foundation Details	41646	ta Plant Hydrogen Sy	Eduardo	41648
6007-PLN-AGE-25-54-3000	Mojave Solar Project. Field Alpha Hydrogen System Structure Cover Sheet	41620	Alpha Hydrogen Sys	Eduardo	41648
6007-PLN-AGE-25-54-3001	Mojave Solar Project. Field Alpha Hydrogen System Structure General Notes	41620	Alpha Hydrogen Syst	Eduardo	41648
6007-PLN-AGE-25-54-3002	Mojave Solar Project. Alpha Field Hydrogen System Supports Plans elevations & Details	41646	Hydrogen System Su	Eduardo	41648
6007-PLN-AGE-25-54-7000	Mojave Solar Project. Beta Plant. Hydrogen System Structure Cover sheet	41620	Plant. Hydrogen Sys	Eduardo	41648
6007-PLN-AGE-25-54-7001	Mojave Solar Project. Field Beta. Hydrogen System Foundation General notes	41620	eta. Hydrogen Syste	Eduardo	41648
6007-PLN-AGE-25-54-7002	Mojave Solar Project. Beta Field. Hydrogen System Supports Plans elevations & Details	41646	Hydrogen System Su	Eduardo	41648
6007-PLN-AGE-00-02-L001	Solar Field Layout for Alpha Plant	41627	ield Layout for Alph	Eduardo	41288
6007-PLN-AGE-00-02-L002	Solar Field Layout for Beta Plant	41627	Field Layout for Beta	Eduardo	41288
6007-PLN-AGE-00-02-L003	Central Plant Layout Alpha Plant	41627	al Plant Layout Alpha	Eduardo	41288
6007-PLN-AGE-00-02-L004	Central Plant Layout Beta Plant	41627	al Plant Layout Beta	Eduardo	41288
6007-PLN-AGE-00-02-L010	Site Plan	41627	Site Plan	Eduardo	41288
6007-PLN-ATM-23-52-3400	Mojave Solar Project.Alpha Plant Location Plan AT7 Transformer Foundation	41649	Plant Location Plan A	Eduardo	41288
6007-PLN-ATM-23-52-7400	Mojave Solar Project.Beta Plant Location Plan AT7 Transformer Foundation	41649	lant Location Plan A	Eduardo	41288
6007-PLN-CTS-23-52-2401	Field Alpha AT7 Transformer Foundation, Foundation Plan	41652	nsformer Foundatio	Eduardo	41288
6007-PLN-CTS-23-52-7400	Field Beta AT7 Transformer Foundation General Foundation Notes	41652	rmer Foundation Ge	Eduardo	41288
Transformer AT-7 foundation revision memo	Revision	41653	Revision	Eduardo	41288
6007-CAL-AGE-00-50-S003	Calculation Report for Handrails Connections	41415	Report for Handrails	Eduardo	41294
6007-CAL-AGE-57-52-3000	Calculation Report for HTF Bridge Stairs Landing Beta Plant	41625	for HTF Bridge Stairs	Eduardo	41294
6007-PLN-AGE-57-52-3000	Mojave Solar Project. Beta Plant. HTF Bridge Stairs Landing Details Cover Sheet	41618	nt. HTF Bridge Stair	Eduardo	41294
6007-PLN-AGE-57-52-3001	Mojave solar Project. Field Beta HTF bridge Stairs Landing General Notes	41618	Beta HTF bridge Sta	Eduardo	41294
6007-PLN-AGE-57-52-3002	Mojave Solar Project. Beta Plant HTF bridge Stairs Landing Details	41656	Beta Plant HTF bridg	Eduardo	41294
E1.0 BLDG #22 ALPHA Layout1	General Notes and Symbols	41631	neral Notes and Sym	Andrea	41661
E1.1 BLDG #22 ALPHA Layout1	Partial Single-Line, Panel, Power & Lighting Plans	41660	Line, Panel, Power &	Andrea	41661
E1.0 BLDG #22 BETA Layout1	General Notes and Symbols	41631	neral Notes and Sym	Andrea	41661
E1.1 BLDG #22 BETA Layout1	Partial Single-Line, Panel, Power & Lighting Plans	41660	Line, Panel, Power &	Andrea	41661
BLDG 22 Responses to BV Comments	Revision Letter	41660	Revision Letter	Andrea	41661
E1.0 BLDG #27 ALPHA Layout1	General Notes and Symbols	41631	neral Notes and Sym	Andrea	41661
E1.1 BLDG #27 ALPHA Layout1	Partial Single-Line, Panel, Power & Lighting Plans	41660	Line, Panel, Power &	Andrea	41661
E1.0 BLDG #27 BETA Layout1	General Notes and Symbols	41631	neral Notes and Sym	Andrea	41661
E1.1 BLDG #27 BETA Layout1	Partial Single-Line, Panel, Power & Lighting Plans	41660	Line, Panel, Power &	Andrea	41661
BLDG 27 Responses to BV Comments	Revision Letter	41660	Revision Letter	Andrea	41661
6007-PLN-ABA-12-57-S01	Structural Calculation	41669	tructural Calculation	Eduardo	41670
6007-PLN-ABA-12-57-S02	Mojave Solar Project Water Treatment Building General structural notes	41669	er Treatment Buildin	Eduardo	41670
6007-PLN-ABA-12-57-S03	Mojave Solar Project Water Treatment Building Framing Plan	41669	Water Treatment B	Eduardo	41670
6007-PLN-ABA-12-57-S04	Mojave Solar Project Water Treatment Building Details	41669	ject Water Treatmer	Eduardo	41670
6007-PLN-ABA-12-57-A01	Mojave Solar Project Water Treatment Building Details	41669	ject Water Treatmer	Eduardo	41670
6007-PLN-ABA-12-57-A02	Mojave Solar Project Water Treatment Building Title Sheet	41653	ct Water Treatment	Eduardo	41670
6007-PLN-ABA-12-57-A03	Mojave Solar Project Water treatment Building General Notes	41653	Water treatment Bu	Eduardo	41670
6007-PLN-ABA-12-57-A20	Mojave Solar Project Water treatment Building Accessibility Notes and Details	41653	reatment Building A	Eduardo	41670
6007-PLN-ABA-12-57-A21	Mojave Solar Project Water treatment Building Floor Plan	41653	ct Water treatment	Eduardo	41670
6007-PLN-ABA-12-57-A31	Mojave Solar Project Water treatment Building Enlarged Floor Plan	41653	ater treatment Build	Eduardo	41670
6007-PLN-ABA-12-57-A41	Mojave Solar Project Water treatment Building Roof Plan and Building Section	41653	reatment Building R	Eduardo	41670
6007-PLN-ABA-12-57-A42	Mojave Solar Project Water treatment Building Wall and Ceiling Details	41653	er treatment Buildin	Eduardo	41670
6007-PLN-ABA-12-57-A43	Mojave Solar Project Water treatment Building Fire Proofing Details	41653	ater treatment Build	Eduardo	41670
6007-PLN-GFG-00-50-C649	Alpha and Beta Sites Cover Sheet	41669	and Beta Sites Cove	Andrea	41673
6007-PLN-GFG-00-50-C650	General Notes, Legend and Abbreviations	41669	otes, Legend and Ab	Andrea	41673
6007-PLN-GFG-00-50-C651	Alpha/Beta Waste Water Disposal Systems Key Map, Notes and Details	41669	Disposal Systems Ke	Andrea	41673
6007-PLN-GFG-00-50-C652	Waste Water Disposal System Alpha Plot Plan	41669	Disposal System Al	Andrea	41673
6007-PLN-GFG-00-50-C653	Waste Water Disposal System Beta Plot Plan	41669	r Disposal System B	Andrea	41673
6007-PLN-GFG-00-50-C654	Waste Water Disposal System Alpha Force Main Profiles	41669	posal System Alpha F	Andrea	41673
6007-PLN-GFG-00-50-C655	Waste Water Disposal System Beta Force Main Profiles	41669	posal System Beta Fo	Andrea	41673
Amend Tech Memo 2 Onsite - SIGNED	Amendament to the memo	41669	endament to the me	Andrea	41673
Att B E-One DH152 Cat Cut Dwgs	DH152/DR152 Specification	41673	52/DR152 Specifica	Andrea	41673
Att D Resp to Bur Veritas Comm	Revision Letter	41656	Revision Letter	Andrea	41673
Tech Memo Septic Tanks Combined 3-1-12	Technical Memorandum for On-Site Domestic Waste Water Disposal System	40969	On-Site Domestic W	Andrea	41673
6007-PLN-AGE-00-52-3020	Mojave Solar Project. Alpha and Beta Plants. Typical Stair Landing Slab Cover Sheet	41673	Beta Plants. Typica	Andrea	41673
6007-PLN-AGE-00-52-3021	Mojave Solar Project. Alpha and Beta Plants. Typical Stair Landing Slab General Notes	41670	Beta Plants. Typical	Andrea	41673
6007-PLN-AGE-00-52-3022	Mojave Solar Project. Alpha and Beta Plants. Typical Stair Landing Slab Plan and Details	41673	Beta Plants. Typical S	Andrea	41673

PLANS

Segmentation Selection

Project: Abengoa Mojave Solar Project

Submittal Title: STRUC-1-68.00-A&B Medium Voltage Busduct Structure and Foundation-PCF

Edit Add Copy

General Information

Submittal Title	STRUC-1-68.00-A&B Medium Voltage Busduct Structure and Foundation-PCF
Submittal Description	CBO Approved
Transmittal Number	
Client Submittal Date	12/12/2013
Due Date	
Due Date Comments	
Client Date	
Expedite	Yes
Expedite Instructions	
Letter of Transmittal	STRUC-1-68.00-A&B Medium Voltage Busduct Structure and Foundation-PC1.pdf

Plan Checks - Pending

pcp Date	pcp Documents	pcp Comments

Plan Checks - Reviewed

pcr Date	pcr Documents	pcr Comments

CBO Approved

cboa Documents	cboa Date	cboa Comments
6007-CAL-CTS-23-52-2500.pdf	01/03/2014	CBO Approved PC2
6007-CAL-CTS-23-52-7500.pdf		

PLANS

Segmentation Selection

Project: Abengoa Mojave Solar Project

Submittal Title: STRUC-1-23.00-A and B HTF Main Pumps Filters Auxiliary Platforms-PCF

Edit Add Copy

General Information

Submittal Title	STRUC-1-23.00-A and B HTF Main Pumps Filters Auxiliary Platforms-PCF
Submittal Description	CBO Approved
Transmittal Number	
Client Submittal Date	06/06/2013
Due Date	
Due Date Comments	
Client Date	
Expedite	Yes
Expedite Instructions	
Letter of Transmittal	STRUC-1-23.00-A and B HTF Main Pumps Filters Auxiliary Platforms-PC1.pdf
	STRUC-1-23.00-A_and_B_HTF_Main_Pumps_Filters_Auxiliary_Platforms-PC2.pdf

Plan Checks - Pending

pcp Date	pcp Documents	pcp Comments

Plan Checks - Reviewed

pcr Date	pcr Documents	pcr Comments

CBO Approved

cboa Documents	cboa Date	cboa Comments
	01/08/2014	CBO Approved PC2

PLANS

Segmentation Selection

Project: Abengoa Mojave Solar Project

Submittal Title: MECH-1-34.01-A&B Rack2 Stress Reports-PCF

Edit Add Copy

General Information

Submittal Title	MECH-1-34.01-A&B Rack2 Stress Reports-PCF
Submittal Description	CBO Approved
Transmittal Number	
Client Submittal Date	10/18/2013
Due Date	
Due Date Comments	
Client Date	
Expedite	Yes
Expedite Instructions	
Letter of Transmittal	MECH-1-34.01-A&B Rack2 Stress Reports-PC1.pdf
	MECH-1-34.01-A&B_Rack2_Stress_Reports-PC2.pdf

Plan Checks - Pending

pcp Date	pcp Documents	pcp Comments

Plan Checks - Reviewed

pcr Date	pcr Documents	pcr Comments

CBO Approved

cboa Documents	cboa Date	cboa Comments
	01/08/2014	CBO Approved PC2

PLANS

Segmentation Selection

Project: Abengoa Mojave Solar Project

Submittal Title: STRUC-1-71.00-A&B Hydrogen System Foundation and Structure-PCF

Edit | Add | Copy

General Information

Submittal Title	STRUC-1-71.00-A&B Hydrogen System Foundation and Structure-PCF
Submittal Description	CBO Approved
Transmittal Number	
Client Submittal Date	12/19/2013
Due Date	
Due Date Comments	
Client Date	
Expedite	Yes
Expedite Instructions	
Letter of Transmittal	STRUC-1-71.00-A&B Hydrogen System Foundation and Structure-PC1.pdf
	STRUC-1-71.00-A&B_Hydrogen_System_Foundation_and_Structure-PC2.pdf

Plan Checks - Pending

pcp Date	pcp Documents	pcp Comments

Plan Checks - Reviewed

pcr Date	pcr Documents	pcr Comments

CBO Approved

cboa Documents	cboa Date	cboa Comments
6007-PLN-AGE-25-52-7002.pdf	01/10/2014	CBO Approved PC2

PLANS

Segmentation Selection

Project: Abengoa Mojave Solar Project

Submittal Title: STRUC-1-69.00-A&B WTP MP-457 Skid-15A Foundation-PCF

Edit | Add | Copy

General Information

Submittal Title	STRUC-1-69.00-A&B WTP MP-457 Skid-15A Foundation-PCF
Submittal Description	CBO Approved
Transmittal Number	
Client Submittal Date	12/16/2013
Due Date	
Due Date Comments	
Client Date	
Expedite	Yes
Expedite Instructions	
Letter of Transmittal	STRUC-1-69.00-A&B WTP MP-457 Skid-15A Foundation-PC1.pdf
	STRUC-1-69.00-A&B_WTP_MP-457_Skid-15A_Foundation-PC2.pdf

Plan Checks - Pending

pcp Date	pcp Documents	pcp Comments

Plan Checks - Reviewed

pcr Date	pcr Documents	pcr Comments

CBO Approved

cboa Documents	cboa Date	cboa Comments
	01/13/2014	CBO Approved PC2

PLANS

Segmentation Selection

Project: Abengoa Mojave Solar Project

Submittal Title: FAB-1-39.00-FHI-PCF

Edit | Add | Copy

General Information

Submittal Title	FAB-1-39.00-FHI-PCF
Submittal Description	CBO Reference Only
Transmittal Number	
Client Submittal Date	01/08/2014
Due Date	
Due Date Comments	
Client Date	
Expedite	Yes
Expedite Instructions	
Letter of Transmittal	FAB-1-39.00-FHI-PC1.pdf

Plan Checks - Pending

pcp Date	pcp Documents	pcp Comments

Plan Checks - Reviewed

pcr Date	pcr Documents	pcr Comments

CBO Approved

cboa Documents	cboa Date	cboa Comments

CBO Conditionally Approved

cboca Documents	cboca Date	cboca Comments

CBO Review-Comments

cborc Documents	cborc Date	cborc Comments

CBO Reference Only

cboro Documents	cboro Date	cboro Comments
	01/15/2014	CBO Reference Only PC1

PLANS

Segmentation Selection

Project: Abengoa Mojave Solar Project

Submittal Title: MECH-1-19.09-HTF Piping-Layout Drawing SF Beta South Area-PCF

Edit Add Copy

General Information

Submittal Title	MECH-1-19.09-HTF Piping-Layout Drawing SF Beta South Area-PCF
Submittal Description	CBO Approved
Transmittal Number	
Client Submittal Date	07/01/2013
Due Date	
Due Date Comments	
Client Date	
Expedite	Yes
Expedite Instructions	
Letter of Transmittal	1909 TMT.pdf
	MECH-1-19.09-HTF Piping-Layout Drawing SF Beta South Area-PC2.pdf

Plan Checks - Pending

pcp Date	pcp Documents	pcp Comments

Plan Checks - Reviewed

pcr Date	pcr Documents	pcr Comments

CBO Approved

cboa Documents	cboa Date	cboa Comments
6007-PLN-AGE-57-61-6003-SH47.pdf	01/15/2014	CBO Approved in PC2

PLANS

Segmentation Selection

Project: Abengoa Mojave Solar Project

Submittal Title: STRUC-1-27.14-A&B PB Electrical Buildings 22,26,27 Proposed Openings-PCF

Edit Add Copy

General Information

Submittal Title	STRUC-1-27.14-A&B PB Electrical Buildings 22,26,27 Proposed Openings-PCF
Submittal Description	CBO Approved
Transmittal Number	
Client Submittal Date	12/10/2013
Due Date	
Due Date Comments	Critical Path Item
Client Date	
Expedite	Yes
Expedite Instructions	
Letter of Transmittal	STRUC-1-27.14-A&B PB Electrical Buildings 22,26,27 Proposed Openings-PC1.pdf
	STRUC-1-27.14-A&B_PB_Electrical_Buildings_22,26,27_Proposed_Openings-PC2.pdf

Plan Checks - Pending

pcp Date	pcp Documents	pcp Comments

Plan Checks - Reviewed

pcr Date	pcr Documents	pcr Comments

CBO Approved

cboa Documents	cboa Date	cboa Comments
6007-PLN-AGE-18-52-S102-W2.pdf	01/15/2014	CBO Approved PC2

PLANS

Segmentation Selection

Project: Abengoa Mojave Solar Project

Submittal Title: MECH-1-37.00-A&B Main Pumps&Sleepers Stress Reports-PCF

Edit Add Copy

General Information

Submittal Title	MECH-1-37.00-A&B Main Pumps&Sleepers Stress Reports-PCF
Submittal Description	CBO Approved
Transmittal Number	
Client Submittal Date	10/21/2013
Due Date	
Due Date Comments	
Client Date	
Expedite	Yes
Expedite Instructions	
Letter of Transmittal	MECH-1-37.00-A&B Main Pumps&Sleepers Stress Reports-PC1.pdf
	MECH-1-37.00-A&B_Main_Pumps_&_Sleepers_Stress_Reports-PC2.pdf

Plan Checks - Pending

pcp Date	pcp Documents	pcp Comments

Plan Checks - Reviewed

pcr Date	pcr Documents	pcr Comments

CBO Approved

cboa Documents	cboa Date	cboa Comments
6007-INF-AGE-68-60-6001.pdf	01/15/2014	CBO Approved PC2

PLANS

Segmentation Selection

Project: Abengoa Mojave Solar Project

Submittal Title: STRUC-1-70.00-A&B Low Voltage Busduct Supports-PCF

Edit | Add | Copy

General Information

Submittal Title	STRUC-1-70.00-A&B Low Voltage Busduct Supports-PCF
Submittal Description	CBO Approved
Transmittal Number	
Client Submittal Date	12/18/2013
Due Date	
Due Date Comments	
Client Date	
Expedite	Yes
Expedite Instructions	
Letter of Transmittal	STRUC-1-70.00-A&B Low Voltage Busduct Supports-PC1.pdf

Plan Checks - Pending

pcp Date	pcp Documents	pcp Comments

Plan Checks - Reviewed

pcr Date	pcr Documents	pcr Comments

CBO Approved

cboa Documents	cboa Date	cboa Comments
6007-PLN-CTS-26-52-2605.pdf	01/20/2014	CBO Approved PC2

PLANS

Segmentation Selection

Project: Abengoa Mojave Solar Project

Submittal Title: CIVIL-1-21.03-HTF Bridge Stairs Landing-PCF

Edit Add Copy

General Information

Submittal Title	CIVIL-1-21.03-HTF Bridge Stairs Landing-PCF
Submittal Description	CBO Approved
Transmittal Number	
Client Submittal Date	12/19/2013
Due Date	
Due Date Comments	
Client Date	
Expedite	Yes
Expedite Instructions	
Letter of Transmittal	CIVIL-1-21.03-HTF Bridge Stairs Landing-PC1.pdf CIVIL-1-21.03-HTF_Bridge_Stairs_Landing-PC2.pdf CIVIL-1-21.03-HTF_Bridge_Stairs_Landing-PC3.pdf

Plan Checks - Pending

pcp Date	pcp Documents	pcp Comments

Plan Checks - Reviewed

pcr Date	pcr Documents	pcr Comments

CBO Approved

cboa Documents	cboa Date	cboa Comments
6907 CAL AGE 67 62 3000.pdf	01/21/2014	CBO Approved PC3

PLANS

Segmentation Selection

Project: Abengoa Mojave Solar Project

Submittal Title: STRUC-1-62.00X1-AT7 Transformer Foundation-PCF

Edit | Add | Copy

General Information

Submittal Title	STRUC-1-62.00X1-AT7 Transformer Foundation-PCF
Submittal Description	CBO Approved
Transmittal Number	
Client Submittal Date	01/15/2014
Due Date	
Due Date Comments	BV Note: Released from hold - recd corrected documents (1/20/14 sca) BV Note: ON HOLD - documents do not match transmittal (1/15/14 sca)
Client Date	
Expedite	Yes
Expedite Instructions	
Letter of Transmittal	STRUC-1-62.00X1-AT7 Transformer Foundation-PC1.pdf

Plan Checks - Pending

pcp Date	pcp Documents	pcp Comments

Plan Checks - Reviewed

pcr Date	pcr Documents	pcr Comments

CBO Approved

cboa Documents	cboa Date	cboa Comments
6007-PLN-ATM-23-52-3400.pdf	01/23/2014	CBO Approved PC1

PLANS

Segmentation Selection

Project: Abengoa Mojave Solar Project

Submittal Title: ELEC-1-39.00-A&B PB Electrical building #26 Electrical-PCF

Edit | Add | Copy

General Information

Submittal Title	ELEC-1-39.00-A&B PB Electrical building #26 Electrical-PCF
Submittal Description	CBO Approved
Transmittal Number	
Client Submittal Date	01/07/2014
Due Date	
Due Date Comments	
Client Date	
Expedite	Yes
Expedite Instructions	
Letter of Transmittal	ELEC-1-39.00-A&B PB Electrical building #26 Electrical-PC1.pdf
	ELEC-1-39.00-A&B_PB_Electrical_building__26_Electrical-PC2.pdf

Plan Checks - Pending

pcp Date	pcp Documents	pcp Comments

Plan Checks - Reviewed

pcr Date	pcr Documents	pcr Comments

CBO Approved

cboa Documents	cboa Date	cboa Comments
	01/24/2014	CBO Approved PC2

PLANS

Segmentation Selection

Project: Abengoa Mojave Solar Project

Submittal Title: MECH-1-34.00-A&B Rack2 Plan&Elevation Drawings-PCF

Edit | Add | Copy

General Information

Submittal Title	MECH-1-34.00-A&B Rack2 Plan&Elevation Drawings-PCF
Submittal Description	CBO Approved
Transmittal Number	
Client Submittal Date	10/18/2013
Due Date	
Due Date Comments	
Client Date	
Expedite	Yes
Expedite Instructions	
Letter of Transmittal	MECH-1-34.00-A&B Rack2 Plan&Elevation Drawings-PC1.pdf

Plan Checks - Pending

pcp Date	pcp Documents	pcp Comments

Plan Checks - Reviewed

pcr Date	pcr Documents	pcr Comments

CBO Approved

cboa Documents	cboa Date	cboa Comments
6007-PLN-AGE-25-61-6R01_sht8.pdf	01/27/2014	CBO Approved PC1 - Change in status to approved from previously issued comments, based on approval of MECH 1-34.01. BT

PLANS

Segmentation Selection

Project: Abengoa Mojave Solar Project

Submittal Title: MECH-1-19.02-HTF Piping-Layout Drawing SF Beta-North Area-PCF

Edit | Add | Copy

General Information

Submittal Title	MECH-1-19.02-HTF Piping-Layout Drawing SF Beta-North Area-PCF
Submittal Description	CBO Approved
Transmittal Number	
Client Submittal Date	05/14/2013
Due Date	
Due Date Comments	
Client Date	
Expedite	
Expedite Instructions	
Letter of Transmittal	2013.04.26-MECH-1-19.02-HTF_Piping-Pipe_Layout_Drawing_SF_Beta_-_North_Area-PC1-TMT.pdf

Plan Checks - Pending

pcp Date	pcp Documents	pcp Comments

Plan Checks - Reviewed

pcr Date	pcr Documents	pcr Comments

CBO Approved

cboa Documents	cboa Date	cboa Comments
	01/27/2014	CBO Approved PC1 - Status change from previously issued comments to approved based on approval of MECH 1-19.00. BT

PLANS

Segmentation Selection

Project: Abengoa Mojave Solar Project

Submittal Title: MECH-1-19.01-HTF Piping-Layout Drawing SF Alpha-East Area-PCF

Edit | Add | Copy

General Information

Submittal Title	MECH-1-19.01-HTF Piping-Layout Drawing SF Alpha-East Area-PCF
Submittal Description	CBO Approved
Transmittal Number	
Client Submittal Date	05/14/2013
Due Date	
Due Date Comments	
Client Date	
Expedite	
Expedite Instructions	
Letter of Transmittal	2013.04.26-MECH-1-19.01-HTF_Piping-Pipe_Layout_Drawing_SF_Alpha_-_East_Area-PC1-TMT.pdf

Plan Checks - Pending

pcp Date	pcp Documents	pcp Comments

Plan Checks - Reviewed

pcr Date	pcr Documents	pcr Comments

CBO Approved

cboa Documents	cboa Date	cboa Comments
6007-PLN-AGE-57-61-2002_SH70-R02.pdf	01/27/2014	CBO Approved PC1 - Status changed from previously issued comments to approved based on approval of MECH 1-19.00. BT

PLANS

Segmentation Selection

Project: Abengoa Mojave Solar Project

Submittal Title: MECH-1-37.01-A&B Main Pumps&Sleepers Plan&Elevation Drawings-PCF

Edit | Add | Copy

General Information

Submittal Title	MECH-1-37.01-A&B Main Pumps&Sleepers Plan&Elevation Drawings-PCF
Submittal Description	CBO Approved
Transmittal Number	
Client Submittal Date	10/24/2013
Due Date	
Due Date Comments	
Client Date	
Expedite	Yes
Expedite Instructions	
Letter of Transmittal	MECH-1-37.01-A&B Main Pumps&Sleepers Plan&Elevation Drawings-PC1.pdf

Plan Checks - Pending

pcp Date	pcp Documents	pcp Comments

Plan Checks - Reviewed

pcr Date	pcr Documents	pcr Comments

CBO Approved

cboa Documents	cboa Date	cboa Comments
6007-PLN-AGE-68-61-2001_sht01.pdf	01/27/2014	CBO Approved PC1 - Status changed from previous comments to approved based on approval of MECH 1-37.00-PC2.

PLANS

Segmentation Selection

Project: Abengoa Mojave Solar Project

Submittal Title: ELEC-1-14.00X1-OverAll One-Line Diagram, Bldgs. 22 and 26-PCF

Edit | Add | Copy

General Information

Submittal Title	ELEC-1-14.00X1-OverAll One-Line Diagram, Bldgs. 22 and 26-PCF
Submittal Description	CBO Approved
Transmittal Number	
Client Submittal Date	01/21/2014
Due Date	
Due Date Comments	
Client Date	
Expedite	Yes
Expedite Instructions	
Letter of Transmittal	ELEC-1-14.00X1-OverAll One-Line Diagram, Bldgs. 22 and 26-PC1.pdf

Plan Checks - Pending

pcp Date	pcp Documents	pcp Comments

Plan Checks - Reviewed

pcr Date	pcr Documents	pcr Comments

CBO Approved

cboa Documents	cboa Date	cboa Comments
6007-PLN-ATP-28-21-0200-1 R14 ELEC-1-14.00X1.pdf	01/28/2014	CBO Approved PC1

PLANS

Segmentation Selection

Project: Abengoa Mojave Solar Project

Submittal Title: ELEC-1-14.01X2-One-Line Diagrams Panels 22,26,27 & Misc-PCF

Edit Add Copy

General Information

Submittal Title	ELEC-1-14.01X2-One-Line Diagrams Panels 22,26,27 & Misc-PCF
Submittal Description	CBO Approved
Transmittal Number	
Client Submittal Date	01/21/2014
Due Date	
Due Date Comments	
Client Date	
Expedite	Yes
Expedite Instructions	
Letter of Transmittal	ELEC-1-14.01X2-One-Line Diagrams Panels 22,26,27 & Misc-PC1.pdf

Plan Checks - Pending

pcp Date	pcp Documents	pcp Comments

Plan Checks - Reviewed

pcr Date	pcr Documents	pcr Comments

CBO Approved

cboa Documents	cboa Date	cboa Comments
	01/28/2014	CBO Approved PC1

PLANS

Segmentation Selection

Project: Abengoa Mojave Solar Project

Submittal Title: ELEC-1-27.00-A&B One Line for Fire Protection Bldg #2-PCF

Edit | Add | Copy

General Information

Submittal Title	ELEC-1-27.00-A&B One Line for Fire Protection Bldg #2-PCF
Submittal Description	CBO Approved
Transmittal Number	
Client Submittal Date	08/05/2013
Due Date	
Due Date Comments	
Client Date	
Expedite	Yes
Expedite Instructions	
Letter of Transmittal	ELEC-1-27.00-A&B One Line for Fire Protection Bldg #2-PC1.pdf
	ELEC-1-27.00-A&B_One_Line_for_Fire_Protection_Bldg__2-PC2.pdf

Plan Checks - Pending

pcp Date	pcp Documents	pcp Comments

Plan Checks - Reviewed

pcr Date	pcr Documents	pcr Comments

CBO Approved

cboa Documents	cboa Date	cboa Comments
	01/28/2014	CBO Approved PC2

PLANS

Segmentation Selection

Project: Abengoa Mojave Solar Project

Submittal Title: ELEC-1-39.01-A&B PB Electrical building #22 Electrical-PCF

Edit | Add | Copy

General Information

Submittal Title	ELEC-1-39.01-A&B PB Electrical building #22 Electrical-PCF
Submittal Description	CBO Approved
Transmittal Number	
Client Submittal Date	01/13/2014
Due Date	
Due Date Comments	
Client Date	
Expedite	Yes
Expedite Instructions	
Letter of Transmittal	ELEC-1-39.01-A&B PB Electrical building #22 Electrical-PC1.pdf
	ELEC-1-39.01-A&B_PB_Electrical_building__22_Electrical-PC2.pdf

Plan Checks - Pending

pcp Date	pcp Documents	pcp Comments

Plan Checks - Reviewed

pcr Date	pcr Documents	pcr Comments

CBO Approved

cboa Documents	cboa Date	cboa Comments
	01/29/2014	CBO Approved PC2

PLANS

Segmentation Selection

Project: Abengoa Mojave Solar Project

Submittal Title: ELEC-1-18.02 Lighting Plans for HTF Tunnels-PCF

Edit | Add | Copy

General Information

Submittal Title	ELEC-1-18.02 Lighting Plans for HTF Tunnels-PCF
Submittal Description	CBO Approved
Transmittal Number	
Client Submittal Date	06/30/2013
Due Date	
Due Date Comments	
Client Date	
Expedite	Yes
Expedite Instructions	
Letter of Transmittal	ELEC-1-18.02 Lighting Plans for HTF Tunnels-PC1.pdf ELEC-1-18.02_Lighting_Plans_for_HTF_Tunnels-PC2.pdf ELEC-1-18.02 Lighting Plans for HTF Tunnels-PC3.pdf

Plan Checks - Pending

pcp Date	pcp Documents	pcp Comments

Plan Checks - Reviewed

pcr Date	pcr Documents	pcr Comments

CBO Approved

cboa Documents	cboa Date	cboa Comments
	01/28/2014	CBO Approved PC3

PLANS

Segmentation Selection

Project: Abengoa Mojave Solar Project

Submittal Title: CIVIL-1-28.00-A&B Multi Media Filters Utility Lines Underground Crossing-PCF

Edit Add Copy

General Information

Submittal Title	CIVIL-1-28.00-A&B Multi Media Filters Utility Lines Underground Crossing-PCF
Submittal Description	CBO Approved
Transmittal Number	
Client Submittal Date	01/22/2014
Due Date	
Due Date Comments	
Client Date	
Expedite	Yes
Expedite Instructions	
Letter of Transmittal	CIVIL-1-28.00-A&B_Multi_Media_Filters_Utility_Lines_Underground_Crossing-PC1.pdf

Plan Checks - Pending

pcp Date	pcp Documents	pcp Comments

Plan Checks - Reviewed

pcr Date	pcr Documents	pcr Comments

CBO Approved

cboa Documents	cboa Date	cboa Comments
6007 PLN AGE 40 52 2550.pdf	01/29/2014	CBO Approved PC1

PLANS

Segmentation Selection

Project: Abengoa Mojave Solar Project

Submittal Title: MECH-1-40.00 A&B Steam Generator Pipe Layout Drawings - Plan & Elevations – PCF

Edit Add Copy

General Information

Submittal Title	MECH-1-40.00 A&B Steam Generator Pipe Layout Drawings - Plan & Elevations – PCF
Submittal Description	CBO Approved
Transmittal Number	
Client Submittal Date	01/24/2014
Due Date	
Due Date Comments	
Client Date	
Expedite	Yes
Expedite Instructions	
Letter of Transmittal	MECH-1-40.00 A&B Steam Generator Pipe Layout Drawings - Plan & Elevations – PC1.pdf

Plan Checks - Pending

pcp Date	pcp Documents	pcp Comments

Plan Checks - Reviewed

pcr Date	pcr Documents	pcr Comments

CBO Approved

cboa Documents	cboa Date	cboa Comments
[illegible]	01/30/2014	CBO Approved PC1

PLANS

Segmentation Selection

Project: Abengoa Mojave Solar Project

Submittal Title: MECH-1-36.01-A&B Expansion Vessels Stress Reports-PCF

Edit Add Copy

General Information

Submittal Title	MECH-1-36.01-A&B Expansion Vessels Stress Reports-PCF
Submittal Description	CBO Approved
Transmittal Number	
Client Submittal Date	10/21/2013
Due Date	
Due Date Comments	
Client Date	
Expedite	Yes
Expedite Instructions	
Letter of Transmittal	MECH-1-36.01-A&B Expansion Vessels Stress Reports-PC1.pdf
	MECH-1-36.01-A&B_Expansion_Vessels_Stress_Reports-PC2.pdf

Plan Checks - Pending

pcp Date	pcp Documents	pcp Comments

Plan Checks - Reviewed

pcr Date	pcr Documents	pcr Comments

CBO Approved

cboa Documents	cboa Date	cboa Comments
	01/30/2014	CBO Approved PC2

PLANS

egmentation Selection

Project: Abengoa Mojave Solar Project

Submittal Title: ELEC-1-39.02-A&B PB Electrical building #27 Electrical-PCF

Edit Add Copy

eneral Information

Submittal Title	ELEC-1-39.02-A&B PB Electrical building #27 Electrical-PCF
Submittal Description	CBO Approved
Transmittal Number	
Client Submittal Date	01/13/2014
Due Date	
Due Date Comments	
Client Date	01/29/2014
Expedite	Yes
Expedite Instructions	
Letter of Transmittal	ELEC-1-39.02-A&B PB Electrical building #27 Electrical-PC1.pdf

lan Checks - Pending

pcp Date	pcp Documents	pcp Comments

lan Checks - Reviewed

pcr Date	pcr Documents	pcr Comments

BO Approved

cboa Documents	cboa Date	cboa Comments
	01/30/2014	CBO Approved PC2

ABEINSA EPC

Vernon Leeming
01/15/2014 08:28 AM

Send To	Steven Pochmara/AbeinsaEPC/Abengoa@Abengoa
cc	
bcc	
Subject	Fw: VIS1-01-07 Fiber Glass Tanks

FYI

Regards

Vernon Leeming -
Civil Engineering E.I.T.
Permitting

ABEINSA EPC
13911 Park Avenue, Suite 208 Victorville, California 92392
Cell: 661-754-6542 (BB)
vernon.leeming@abeinsaepc.abengoa.com

Eco-Tip: Printing e-mails is usually a waste.

----- Forwarded by Vernon Leeming/AbeinsaEPC/Abengoa on 01/15/2014 08:28 AM -----
"Rundquist, Dale@Energy"
01/08/2014 02:00 PM

Send To:	"vernon.leeming@abeinsaepc.abengoa.com" <vernon.leeming@abeinsaepc.abengoa.com>
cc:	"Frederick.Redell@solar.abengoa.com" <Frederick.Redell@solar.abengoa.com>, "holmes.bassette@solar.abengoa.com" <holmes.bassette@solar.abengoa.com>, "Kathleen.Sullivan@solar.abengoa.com" <Kathleen.Sullivan@solar.abengoa.com>, "nicholas.potrovitza@solar.abengoa.com" <nicholas.potrovitza@solar.abengoa.com>, "Steven.Pochmara@abeinsaepc.abengoa.com" <Steven.Pochmara@abeinsaepc.abengoa.com>, "william.grisolia@solar.abengoa.com" <william.grisolia@solar.abengoa.com>, "pilar.rodriguez@abeinsaepc.abengoa.com" <pilar.rodriguez@abeinsaepc.abengoa.com>, "frances.sanchez@solar.abengoa.com" <frances.sanchez@solar.abengoa.com>
Subject:	RE: VIS1-01-07 Fiber Glass Tanks

Hi Vernon,
The Submittal for VIS-1-01-07 (Fiberglass tanks to remain unpainted in the original tank fabrication color of RAL 6001) has been reviewed and approved by staff.
Thank you,
Dale R.

From: vernon.leeming@abeinsaepc.abengoa.com [mailto:vernon.leeming@abeinsaepc.abengoa.com]
Sent: Monday, December 16, 2013 12:39 PM
To: Rundquist, Dale@Energy
Cc: Frederick.Redell@solar.abengoa.com; holmes.bassette@solar.abengoa.com; Kathleen.Sullivan@solar.abengoa.com; nicholas.potrovitza@solar.abengoa.com; Steven.Pochmara@abeinsaepc.abengoa.com; william.grisolia@solar.abengoa.com; pilar.rodriguez@abeinsaepc.abengoa.com
Subject: VIS1-01-07 Fiber Glass Tanks

Good Morning Dale:

We are formally requesting a revision to the VIS-1 submittal, VIS1-01-07, for four small fiber glass tanks installed behind the Water Treatment Facility (Alpha and Beta) that are not tan in color.
Please see exhibit A which shows their location in the power block, as well as Exhibit B from the 3-D model, and a picture of the tanks as shown in Exhibit C.

The site supports for these tanks are still under construction. The rack frame work for the tanks is in compliance with the Visual-1 (RAL 1001) requirements, however the tank fabrication color is RAL 6001,
please see Exhibit D.

The tank locations are internal to the power block and therefore they will not be visible from outside of the plants, minimizing the impacts under our VIS-1 Conditions.

Exhibit A

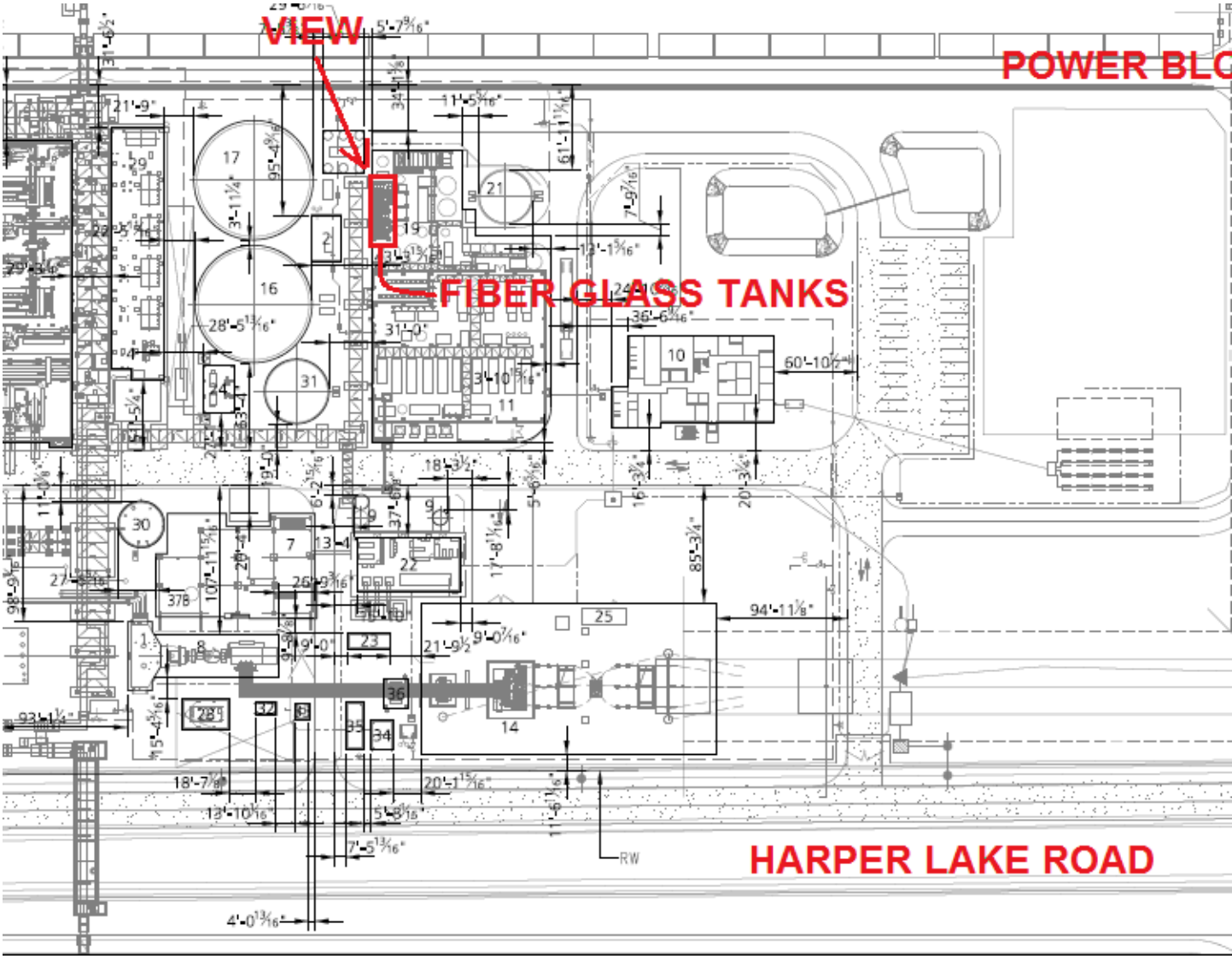

Exhibit B

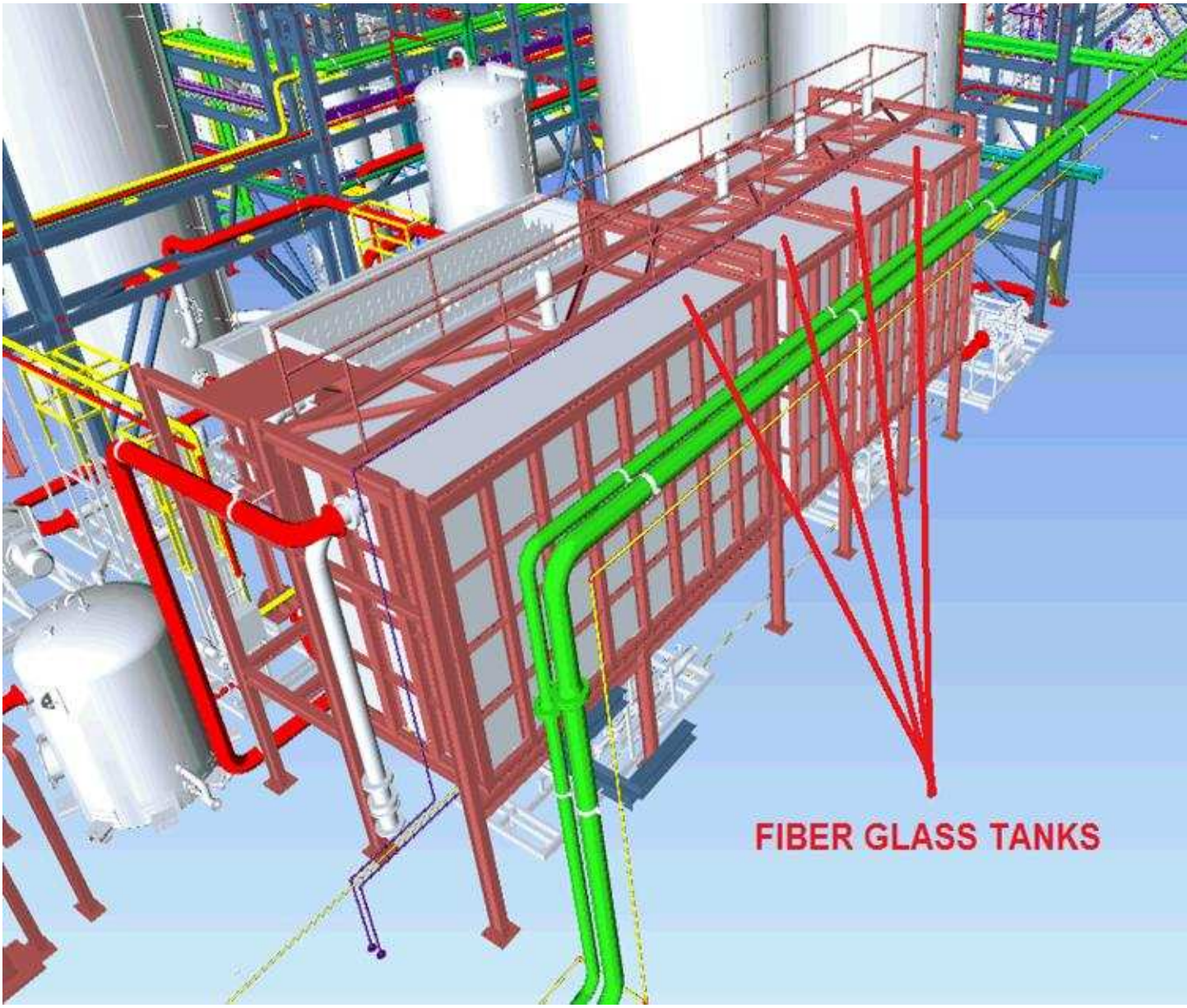

Exhibit C



Exhibit D



Color RAL 1002
Color RAL 6001

Regards

Vernon Leeming -
Civil Engineering E.I.T.
Permitting

ABEINSA EPC
13911 Park Avenue, Suite 208 Victorville, California 92392
Cell: 661-754-6542 (BB)

vernon.leeming@abeinsaepc.abengoa.com

Eco-Tip: Printing e-mails is usually a waste.

**********Internet Email Confidentiality Footer**********

This email and any files transmitted with it are confidential and intended solely for the use of the organization or individual to whom they are addressed. It is expressly forbidden to retransmit or copy email and/or this attached files without our permission. If you are not the addressee indicated in this message (or responsible for delivery of the message to such person), you may not copy or deliver this message to anyone. In such case, you should destroy this message and kindly notify the sender by reply email. Please advise immediately if you or your employer does not consent to Internet email for messages of this kind. Opinions, conclusions and other information in this message that do not relate to the official business of my firm shall be understood as neither given nor endorsed by it.

****** Confidencialidad de Correo electr?nico de Internet ******

Este correo electr?nico y cualquier archivo transmitido con el, es confidencial y destinado exclusivamente para el empleo de la organizaci?n o el individuo a quien esta dirigido. Esta expresamente prohibido su reenvio o copia del correo electr?nico y/o de los archivos anexados sin permiso del remitente. El contenido esta protegido seg?n la regulaci?n sobre la Protecci?n de Datos e Informaci?n Personal. Si usted no es el destinatario indicado en este mensaje (o responsable de la entrega del mensaje a tal persona), no puede copiar, reenviar o entregar este mensaje. En tal caso, usted debe destruir este mensaje y notificar al remitente por el correo electr?nico de respuesta. Puede notificar igualmente si no desea recibir correos electr?nicos de esta clase. Las opiniones, conclusiones y otra informaci?n en este mensaje que no se relaciona con la actividad de la compa??a ni ser?n entendidas como autorizadas por ?sta.

Appendix G
Compliance Matrix

Mojave Solar Project
Monthly Compliance Report
San Bernardino County, California

January 2014 Reporting Period

Subject	Condition	Most Recent Completion	Condition Detail	Deliverable
CEC				
CEC	COMPLIANCE-1	Ongoing	The CPM, responsible Energy Commission staff, and delegated agencies or consultants shall be guaranteed and granted unrestricted access to the power plant site, related facilities, project-related staff, and the records maintained onsite, for the purpose of conducting audits, surveys, inspections, or general site visits. Although the CPM will normally schedule site visits on dates and times agreeable to the project owner, the CPM reserves the right to make unannounced visits at any time.	Agency Access
	COMPLIANCE-2	Ongoing	Maintain project files on-site or at an alternative site approved by the CPM for the life of the project, unless a lesser period of time is specified by the Conditions. The files shall contain copies of all "as-built" drawings, documents submitted as verification for Conditions, and other project-related documents. Energy Commission staff and delegate agencies shall, upon request, be given unrestricted access to the files maintained pursuant to this Condition.	Documentation
	COMPLIANCE-3	Ongoing	A cover letter required for all compliance submittals and correspondence pertaining to compliance matters. The cover letter subject line shall identify the project by AFC number, the appropriate Condition(s) of Certification by Condition number(s), and a brief description of the subject of the submittal. Also identify those submittals not required by a Condition of Certification with a statement such as: "This submittal is for information only and is not required by a specific Condition of Certification."	Submittal Formatting
	COMPLIANCE-3	Ongoing	When submitting supplementary or corrected information, reference the date of the previous submittal and CEC submittal number. The project owner is responsible for the delivery and content of all verification submittals to the CPM, whether such Condition was satisfied by work performed by the project owner or an agent of the project owner.	
	COMPLIANCE-3	Ongoing	Hard copy submittals shall be accompanied by a searchable electronic copy, on a CD or by e-mail, as agreed upon by the CPM.	
	COMPLIANCE-3	Ongoing	If the project owner desires Energy Commission staff action by a specific date, that request shall be made in the submittal cover letter and shall include a detailed explanation of the effects on the project if that date is not met.	
	COMPLIANCE-4	COMP 4-01-02 submitted to CEC 9.15.13	Prior to commencing construction, a compliance matrix addressing only conditions that must be fulfilled before the start of construction shall be submitted to the CPM. This matrix will be included in the first compliance submittal or prior to the first pre-construction meeting, whichever comes first. It will be submitted in the same format as the compliance matrix.	Pre Construction Compliance Matrix
	COMPLIANCE-4	Ongoing	There are two different compliance reports that must be submitted to assist the CPM in tracking activities and monitoring compliance with the terms and conditions of the Energy Commission Decision. During construction, submit Monthly Compliance Reports. During operation, an Annual Compliance Report must be submitted. These reports, and the requirement for an accompanying compliance matrix, are described below. The majority of the Conditions of Certification require that compliance submittals be submitted to the CPM in the monthly or annual compliance reports.	
	COMPLIANCE-5	Monthly Compliance Report (MCR)	A compliance matrix shall be submitted to the CPM along with each monthly and annual compliance report.	Compliance Matrix
	COMPLIANCE-6	Most recent MCR: 09.15.13 COMP 6 addressed monthly in MCR	The first MCR is due one month following the Energy Commission business meeting date upon which the project was approved, unless otherwise agreed to by the CPM. The first MCR shall include the AFC number and an initial list of dates for each of the events identified on the Key Events List found at the end of this section of the Decision. During pre-construction and construction of the project, submit an original and an electronic searchable version of the MCR within 10 working days after the end of each reporting month. MCR shall be clearly identified for the month being reported.	MCR
	COMPLIANCE-7	After COD	ACR: After construction is complete, the project owner shall submit Annual Compliance Reports instead of Monthly Compliance Reports. The reports are for each year of commercial operation and are due to the CPM each year at a date agreed to by the CPM. Annual Compliance Reports shall be submitted over the life of the project unless otherwise specified by the CPM.	
	COMPLIANCE-8	Ongoing	Confidential Information: Any information that the project owner deems confidential shall be submitted to the Energy Commission's Executive Director with an application for confidentiality pursuant to Title 20, California Code of Regulations, section 2505(a). Any information that is determined to be confidential shall be kept confidential as provided for in Title 20, California Code of Regulations, section 2501 et. seq.	Confidential Data
	COMPLIANCE-9	07/01/2013, Invoice #2161	Annual Energy Facility Compliance Fee: Pursuant to the provisions of section 25806(b) of the Public Resources Code, the project owner is required to pay an annual compliance fee, which is adjusted annually.	CEC Fee

	COMPLIANCE-10	Ongoing	Reporting of Complaints, Notices, and Citations: Prior to the start of construction, the project owner must send a letter to property owners living within one mile of the project notifying them of a telephone number to contact project representatives with questions, complaints or concerns. If the telephone is not staffed 24 hours per day, it shall include automatic answering with date and time stamp recording. ...The telephone number shall be posted at the project site and made easily visible to passersby during construction and operation. The telephone number shall be provided to the CPM who will post it on the Energy Commission's web page at: http://www.energy.ca.gov/sitingcases/power_plants_contacts.html Any changes to the telephone number shall be submitted immediately to the CPM, who will update the web page.	
	COMPLIANCE-10	Ongoing	All recorded complaints shall be responded to within 24 hours.	
	COMPLIANCE-10	Ongoing	Any changes to the telephone number shall be submitted immediately to the CPM, who will update the web page.	
	COMPLIANCE-10	Ongoing	In addition to the monthly and annual compliance reporting requirements described above, the project owner shall report and provide copies to the CPM of all complaint forms, including noise and lighting complaints, notices of violation, notices of fines, official warnings, and citations, within 10 days of receipt. Complaints shall be logged and numbered. Noise complaints shall be recorded on the form provided in the NOISE Conditions of Certification. All other complaints shall be recorded on the complaint form located at the end of this section.	
	COMPLIANCE-11	O&M Review	Planned closure: In order to ensure that a planned facility closure does not create adverse impacts, a closure process that provides for careful consideration of available options and applicable laws, ordinances, regulations, standards, and local/regional plans in existence at the time of closure, will be undertaken. To ensure adequate review of a planned project closure, the project owner shall submit a proposed facility closure plan to the Energy Commission for review and approval at least 12 months (or other period of time agreed to by the CPM) prior to commencement of closure activities. The project owner shall file 120 copies (or other number of copies agreed upon by the CPM) of a proposed facility closure plan with the Energy Commission.	Proposed Facility Closure Plan
	COMPLIANCE-11	O&M Review	Prior to submittal of the proposed facility closure plan, a meeting shall be held between the project owner and the Energy Commission CPM for the purpose of discussing the specific contents of the plan. In the event that there are significant issues associated with the proposed facility closure plan's approval, or the desires of local officials or interested parties are inconsistent with the plan, the CPM shall hold one or more workshops and/or the Energy Commission may hold public hearings as part of its approval procedure.	
	COMPLIANCE-12	COD - 60 days	Unplanned Temporary Closure/On-Site Contingency Plan: In order to ensure that public health and safety and the environment are protected in the event of an unplanned temporary facility closure, it is essential to have an on-site contingency plan in place. The on-site contingency plan will help to ensure that all necessary steps to mitigate public health and safety impacts and environmental impacts are taken in a timely manner. The project owner shall submit an on-site contingency plan for CPM review and approval. The plan shall be submitted no less than 60 days (or other time agreed to by the CPM) prior to commencement of commercial operation. The approved plan must be in place prior to commercial operation of the facility and shall be kept at the site at all times.	Unplanned Temporary Closure/On-Site Contingency Plan
	COMPLIANCE-12	O&M Review	The project owner, in consultation with the CPM, will update the on-site contingency plan as necessary. The CPM may require revisions to the on-site contingency plan over the life of the project. In the annual compliance reports submitted to the Energy Commission, the project owner will review the on-site contingency plan, and recommend changes to bring the plan up to date. Any changes to the plan must be approved by the CPM. The on-site contingency plan shall provide for taking immediate steps to secure the facility from trespassing or encroachment. In addition, for closures of more than 90 days, unless other arrangements are agreed to by the CPM, the plan shall provide for removal of hazardous materials and hazardous wastes, draining of all chemicals from storage tanks and other equipment, and the safe shutdown of all equipment. (Also see specific Conditions of Certification for the technical areas of Hazardous Materials Management and Waste Management.) In addition, consistent with requirements under unplanned permanent closure addressed below, the nature and extent of insurance coverage, and major equipment warranties must also be included in the on-site contingency plan. In addition, the status of the insurance coverage and major equipment warranties must be updated in the annual compliance reports.	
	COMPLIANCE-12	O&M Review	In the event of an unplanned temporary closure, the project owner shall notify the CPM, as well as other responsible agencies, by telephone, fax, or e-mail, within 24 hours and shall take all necessary steps to implement the on-site contingency plan. The project owner shall keep the CPM informed of the circumstances and expected duration of the closure.	

	COMPLIANCE-12	O&M Review	If the CPM determines that an unplanned temporary closure is likely to be permanent, or for a duration of more than 12 months, a closure plan consistent with the requirements for a planned closure shall be developed and submitted to the CPM within 90 days of the CPM's determination (or other period of time agreed to by the CPM).	
	COMPLIANCE-13	O&M Review	Unplanned Permanent Closure/On-Site Contingency Plan: The on-site contingency plan required for unplanned temporary closure shall also cover unplanned permanent facility closure. All of the requirements specified for unplanned temporary closure shall also apply to unplanned permanent closure. In addition, the on-site contingency plan shall address how the project owner will ensure that all required closure steps will be successfully undertaken in the event of abandonment. In the event of an unplanned permanent closure, the project owner shall notify the CPM, as well as other responsible agencies, by telephone, fax, or e-mail, within 24 hours and shall take all necessary steps to implement the on-site contingency plan. The project owner shall keep the CPM informed of the status of all closure activities.	Unplanned Permanent Closure/On-Site Contingency Plan
	COMPLIANCE-14	Ongoing	Post Certification Changes to the Energy Commission Decision: Amendments, Ownership Changes, Staff Approved Project Modifications and Verification Changes: The project owner must petition the Energy Commission pursuant to Title 20, California Code of Regulations, section 1769, in order to modify the project (including linear facilities) design, operation or performance requirements, and to transfer ownership or operational control of the facility. It is the responsibility of the project owner to contact the CPM to determine if a proposed project change should be considered a project modification pursuant to section 1769. Implementation of a project modification without first securing Energy Commission, or Energy Commission staff approval, may result in enforcement action that could result in civil penalties in accordance with section 25534 of the Public Resources Code. (See COC)	Post Certification Changes
	AQ-SC1	CEC Approval 06.11.13 AQ-SC 1-07-00	Submit to the CPM for approval the name, resume, qualifications and contact information for the onsite AQCMM and all Delegates.	AQCMM & Dlegates Information
	AQ-SC2	CEC Approval 08.18.11 AQ-SC 2-01-00	Submit AQCMP to CPM for approval. Include effectiveness and environmental data for the proposed soil stabilizer. CPM will notify of any necessary modifications to the plan within 15 days from the date of reciept.	Proposed Soil Stabilizer Data
	AQ-SC3	Most recent MCR: 09.13 AQ-SC 3 addressed monthly in MCR	Provide the CPM the following to demonstrate control of fugitive dust emissions: A summary of all actions taken to maintain compliance with this condition; Copies of any complaints filed with the District in relation to project construction; and Any other documentation deemed necessary by the CPM and AQCMM to verify compliance with this condition. Such information may be provided via electronic format or disk.	Fugitive Dust Emissions Summary of Actions
	AQ-SC4	Most recent MCR: 09.13 AQ-SC 4 addressed monthly in MCR	Provide a summary of all actions taken to maintain compliance with this condition; copies of any complaints filed with the District in relation to project construction; and any other documentation deemed necessary by the CPM and AQCMM to verify compliance with this condition.	Dust Plume Response
	AQ-SC5	Most recent MCR: 09.13 AQ-SC 5 addressed monthly in MCR	Include the following to demonstrate control of diesel construction-related emissions: summary of all actions taken to control diesel construction related emissions; list of all heavy equipment used on site during that month, including the owner of that equipment and a letter from each owner indicating that equipment has been properly maintained; and any other documentation deemed necessary by the CPM or AQCMM to verify compliance with this condition. Such information may be provided via electronic format or disk.	Diesel Construction Related Emissions
	AQ-SC6	O&M Review	Submit to the CPM a copy of the plan that identifies the size and type of the on-site vehicle and equipment fleet and the vehicle and equipment purchase orders and contracts and/or purchase schedule.	Operational Fleet Data
	AQ-SC6	O&M Review	The plan shall be updated every other year.	
	AQ-SC7	O&M Review	Submit to CPM for review and approval a copy of site ODCP that identifies the dust and erosion control procedures including effectiveness and environmental data for the proposed soil stabilizer, that will be used during operation of the project and that identifies all locations of the speed limit signs.	Operations Dust Control Plan
	AQ-SC7	O&M Review	Provide CPM a report indentifying the locations of all speed limit signs and a copy of the project employee and contractor training manual that clearly identifies that project employees and contractors are required to comply with the dust and erosion control procedures and on-site speed limits.	Employee/Contractor Training Manual, Speed Limit Sign Locations
	AQ-SC8	As Needed	Submit any ATC, PTO, and proposed federal air permit modifications to the CPM within five working days of its submittal either by 1) the project owner to an agency, or 2) receipt of proposed modifications from an agency. Submit all modified ATC/PTO documents and all federal air permits to the CPM within 15 days of reciept.	
	AQ-SC9	CEC Approved 07.28.2011 AQ SC 9	Provide to the CPM, a statement signed by the project owner's project manager stating that the owner or residents of the properties affected by this condition have been notified and that the residents have been offered paid relocation during the affected period of the initial grading/site preparation phase of construction. The statement shall list affected property owners/residents notified and the means of notification.	Paid Relocation Offer

	AQ-SC9	N/A	Provide documentation regarding any requests from the residents to be relocated for longer periods during construction and the actions taken to evaluate those requests.	
	AQ-1	CEC Amendment filed by ES&H- 07.24.13	Aux Boilers, operation: Make site available for inspection of records by representatives of the District, ARB, and the Energy Commission upon request.	
	AQ-2	CEC Amendment filed by ES&H- 07.24.13	Aux Boilers, fuel: Make the site available for inspection of records by representatives of the District, ARB, and the Energy Commission upon request.	
	AQ-3	CEC Amendment filed by ES&H- 07.24.13	Aux Boilers: Include information demonstrating compliance with boiler emission rates.	
	AQ-4	CEC Amendment filed by ES&H- 07.24.13	Aux Boilers, tuning: Make site available for inspection of records by representatives of the District, ARB, and the Energy Commission.	
	AQ-5	CEC Amendment filed by ES&H- 07.24.13	Aux Boilers, operations log: Make site available for inspection of records and equipment by representatives of the District, ARB, and the Energy Commission.	
	AQ-6	CEC Amendment filed by ES&H- 07.24.13	Aux Boilers, initial compliance tests: Notify the District and CPM prior to execution of test.	
	AQ-6	CEC Amendment filed by ES&H- 07.24.13	Submit test results to the District and CPM.	
	AQ-7	CEC Amendment filed by ES&H- 07.24.13	Aux Boilers, annual compliance tests: Notify District of intention to perform tests.	
	AQ-7	CEC Amendment filed by ES&H- 07.24.13	Test results submitted to the District and CPM.	
	AQ-8	CEC Amendment filed by ES&H- 07.24.13	Aux Boilers: Include information demonstrating compliance with boiler annual fuel use limit.	
	AQ-9	Ongoing	HTF Ullage/Expansion System, operation: Make the site available for inspection of records by representatives of the District, ARB, and the Energy Commission.	Site Available For Inspection
	AQ-10	Ongoing	Only HTF in system: Make the site available for inspection of records by representatives of the District, ARB, and the Energy Commission.	Site Available For Inspection
	AQ-11	Ongoing	N2 blanket: Make the site available for inspection of records by representatives of the District, ARB, and the Energy Commission.	Site Available For Inspection
	AQ-12	AQ12-00-00 Provided to CEC and MDQMD 10.14.2013 CEC Approval 11.04.2013 MDAQMD No Objection 11.06.2013	Temp. of N2 venting coolers: Provide the District and CPM manufacturer design specifications showing compliance with this condition . Have active temperature gauges that can be inspected to show compliance with this condition.	Design Specifications
	AQ-13	CEC staff verification change provided on , Most recent MCR AQ 13-01-00 CEC Approved on 10.08.2012 MDQMD No Objection 10.10.2012	HTF Storage Tank Temp./Cooler: Provide the District and CPM manufacturer design specifications showing compliance. Active temp. gauges should be available to be inspected to show compliance.	Design Specifications
	AQ-14	CEC Approved 11.1.13, AQ 14-00-00	Provide the District and CPM manufacturer design specifications showing compliance. Have active temperature gauges that can be inspected to show ongoing compliance.	Design Specifications
	AQ-15	CEC staff verification change provided on , CEC Approved 9.24.12 AQ 15-01-00 MDQMD No objection 10.10.2012	Provide the District for review and approval and the CPM for review the required Inspection, Monitoring and Maintenance plan.	Inspection Monitoring and Maintenance Plan
	AQ-16	AQ16-00-00 Provided to the CEC 4.23.2013 Approved 05.28.2012	The inspection and maintenance plan shall be submitted to the CPM for review and approval .	Inspection Monitoring and Maintenance Plan
	AQ-16	O&M Review	Provide the quantity of used HTF fluid removed from the system and the amount of new HTF fluid added to the system each year.	HTF Use Report
	AQ-16	Ongoing	Make the site available for inspection of HTF piping Inspection and Maintenance Program records and HTF system equipment by representatives of the District, ARB, and the Energy Commission.	Site Available For Inspection
	AQ-17	COD + 60 days	Provide a compliance test protocol to the District for approval and CPM for review	Compliance Test Protocol
	AQ-17	O&M Review	Submit a test plan to the District for approval and CPM for review.	Compliance Certification Test Plan
	AQ-17	O&M Review	Notify the District and the CPM before the execution of the compliance tests required in AQ-18 and AQ-19.	Notice of Intent to Test
	AQ-17	O&M Review	Test results shall be submitted to the District and to the CPM.	Compliance Certification Test Results Report
	AQ-18	O&M Review	Submit the test results to the District and to the CPM.	VOC as CH_4 and Benzene Compliance Tests
	AQ-19	O&M Review	Include the test results demonstrating compliance with this condition.	Compliance Tests
	AQ-19	Post-COD Ongoing	Make site available for inspection of records by representatives of the District, ARB, and the Energy Commission.	Site Available For Inspection
	AQ-20	O&M Review	Include the test results demonstrating compliance with this condition.	Emission Limit Daily Test
	AQ-20	Post-COD Ongoing	Make the site available for inspection of records by representatives of the District, ARB, and the Energy Commission.	Site Available For Inspection
	AQ-21	O&M Review	Submit a compliance plan of the toxic or hazardous substances for District approval and CPM review if current non-criteria substances in the HTF become regulated as toxic or hazardous substances.	District Toxic or Hazardous Substance Plan
	AQ-22	Post-COD Ongoing	Make site available for inspection of records and equipment by representatives of the District, ARB, and the Energy Commission.	Site Available For Inspection
	AQ-23	Post-COD Ongoing	Make site available for inspection of records and equipment by representatives of the District, ARB, and the Energy Commission.	Site Available For Inspection
	AQ-24	CEC Approved 06.11.13 AQ 24-00-00 MDAQMD Approval still pending 10.4.13	The manufacturer guarantee data for the drift eliminator, showing compliance with this condition, shall be provided to the CPM and the District.	Drift Eliminator Manufacturer Guarantee Data
	AQ-24	O&M Review	Include information on operating emission rates to demonstrate compliance with this condition.	Operating Emission Rates
	AQ-25	Post-COD Ongoing	The cooling tower recirculation water TDS content test results shall be provided to representatives of the District, ARB, and the Energy Commission upon request.	Weekly Conductivity (TDS Content) Test
	AQ-26	O&M Review	Provide an emissions calculation and water sample testing protocol to the District for approval and CPM for review.	Cooling Tower Test and Emission Calculation Protocol

	AQ-27	O&M Review	Submit to the CPM the cooling tower operating data demonstrating compliance with this condition.	Cooling Tower Operating Data
	AQ-28	Post-COD Ongoing	Make site available for inspection of records and equipment by representatives of the District, ARB, and the Energy Commission.	Site Available For Inspection
	AQ-29	Post-COD Ongoing	Make available at request the written drift eliminator maintenance procedures for inspection by representatives of the District, ARB, and the Energy Commission.	Drift Eliminator Maintenance Procedure
	AQ-30	Post-COD Ongoing	Make site available for inspection of equipment and records by representatives of the District, ARB, and the Energy Commission.	Site Available For Inspection
	AQ-31	Post-COD Ongoing	Make site available for inspection of equipment and fuel purchase records by representatives of the District, ARB, and the Energy Commission.	Site Available For Inspection, Emergency Generator Fuel Purchase Records
	AQ-32	O&M Review	Provide the District and the CPM the specification of the hour meter.	Hour Meter Specifications
	AQ-33	Post-COD Ongoing	Make the site available for inspection of records and equipment by representatives of the District, ARB, and the Energy Commission.	Site Available For Inspection
	AQ-34	O&M Review	Submit records required by this condition that demonstrating compliance with the sulfur content and engine use limitations of conditions AQ-28 and AQ-30 including a photograph showing the annual reading of engine hours.	Operations Log
	AQ-34	Post-COD Ongoing	Make site available for inspection of records by representatives of the District, ARB, and the Energy Commission.	Site Available For Inspection
	AQ-35	Post-COD Ongoing	Make site available for inspection of records and equipment by representatives of the District, ARB, and the Energy Commission.	Site Available For Inspection
	AQ-36	Post-COD Ongoing	Make site available for inspection of records and equipment by representatives of the District, ARB, and the Energy Commission.	Site Available For Inspection
	AQ-37	Post-COD Ongoing	Make site available for inspection of records and equipment by representatives of the District, ARB, and the Energy Commission.	Site Available For Inspection
	AQ-38	Post-COD Ongoing	Make site available for inspection of equipment by representatives of the District, ARB, and the Energy Commission.	Site Available For Inspection
	AQ-39	Not Necessary (as determined by CEC)	This unit is subject to the requirements of the Airborne Toxic Control Measure (ATCM) for Stationary Compression Ignition Engines (Title 17 CCR 93115). In the event of conflict between these conditions and the ATCM, the more stringent shall govern.	Not Necessary (as determined by CEC)
	AQ-40	CEC Approval 04.15.13 AQ 40-00-00 MDAQMD No Objection 5.14.2013	Submit engine specifications for review and approval demonstrating that the engines meet NSPS and ARB ATCM emission limit requirements at the time of engine purchase.	Emergency Generator Engine Specification
	AQ-41	Post-COD Ongoing	Make site available for inspection of records and equipment by representatives of the District, ARB, and the Energy Commission.	Site Available For Inspection
	AQ-42	Post-COD Ongoing	Make site available for inspection of equipment and fuel purchase records by representatives of the District, ARB, and the Energy Commission.	Site Available for Inspection, Emergency IC Engine Fuel Purchase Records
	AQ-43	O&M Review	Provide the District and the CPM the specification of the hour timer.	Hour Meter Specifications
	AQ-44	Post-COD Ongoing	Make the site available for inspection of records and equipment by representatives of the District, ARB, and the Energy Commission.	Site Available For Inspection
	AQ-45	O&M Review	Submit records required by this condition that demonstrating compliance with the sulfur content and engine use limitations of conditions AQ-42, AQ-44 and AQ-46 including a photograph showing the annual reading of engine hours.	Operations Log
	AQ-45	Post-COD Ongoing	Make the site available for inspection of records by representatives of the District, ARB, and the Energy Commission.	Site Available For Inspection
	AQ-46	Post-COD Ongoing	Make the site available for inspection of records and equipment by representatives of the District, ARB, and the Energy Commission.	Site Available For Inspection
	AQ-47	Post-COD Ongoing	Make site available for inspection of equipment by representatives of the District, ARB, and the Energy Commission.	Site Available For Inspection
	AQ-48	Not Necessary (as determined by CEC)	This unit is subject to the requirements of the Airborne Toxic Control Measure (ATCM) for Stationary Compression Ignition Engines (Title 17 CCR 93115). In the event of conflict between these conditions and the ATCM, the requirements of the ATCM shall govern.	Not Necessary (as determined by CEC)
	AQ-49	CEC Approval 04.12.13 AQ 49-00-00 MDAQMD No Objection 05.16.2013	Submit the engine specifications for review and approval demonstrating that the engines meet NSPS and ARB ATCM emission limit requirements at the time of engine purchase.	Engine Specifications
	AQ-50	Post-COD Ongoing	Toll free number 1-800-635-4617 must be posted. Make site available for inspection of records by representatives of the District, ARB, and the Energy Commission.	Posted Toll Free Gasoline Storgae Tank Phone Number
	AQ-51	Post-COD Ongoing	**Maintain a log** of all inspections, repairs and maintenance on equipment subject to Rule 461. Make site available for inspection of records by representatives of the District, ARB, and the Energy Commission.	Inspection, Repair, and Maintenance Equipment Log, Site available for Inspection
	AQ-52	Post-COD Ongoing	Any modifications or changes to the piping or control fitting of the vapor recovery system requires prior approval from the District. Make the site available for inspection of records by representatives of the District, ARB, and the Energy Commission.	Vapor Recovery System Change or Modification
	AQ-53	Post-COD Ongoing	Vapor vent pipes are to be equipped with Husky 5885 pressure relief valves or as otherwise allowed by EO. Make the site available for inspection of records by representatives of the District, ARB, and the Energy Commission.	Site Available For Inspection

	AQ-54	O&M Review	Perform tests. Determination of Static Pressure Performance of Vapor Recovery Systems at Gasoline Dispensing Facilities with Aboveground Storage Tanks, Phase I Adapters, Emergency Vents, Spill Container Drain Valve etc, Liquid Removal Test.	a. Determination of Static Pressure Performance of Vapor Recovery Systems at Gasoline Dispensing Facilities with Aboveground Storage Tanks shall be conducted per EO VR-401-A Exhibit 4. and, b. Phase I Adapters, Emergency Vents, Spill Container Drain Valve, Dedicated gauging port with drop tube and tank components, all connections, and fittings shall NOT have any detectable leaks; test methods shall be per EO VR-401-A Table 2-1, and c. Liquid Removal Test (if applicable) per TP-201.6, and Summary of Test Data shall be documented on a Form similar to EO VR-401-A Form 1.
	AQ-54	O&M Review	Notify the District prior to performing the required tests.	Test Notification
	AQ-54	O&M Review	The test results shall be submitted to the District after completion of the tests and shall be made available to the CPM if requested.	Test Results
	AQ-54	O&M Review	Annual testing and reporting	
	AQ-55	Post-COD Ongoing	Shall be installed and maintained in accordance with EO VR-401-A for EVR Phase I, and standing loss requirements. Phase II Vapor Recovery System shall be installed and maintained per G-70-116-F with the exception that hanging hardware shall be EVR Balance Phase II type hanging hardware. Make site available for inspection of records by representatives of the District, ARB, and the Energy Commission.	Site Available for Inspection
	AQ-56	Post-COD Ongoing	Maintenance and repair of system components, including removal and installation of such components in the course of any required test, shall be performed by OPW Certified Technicians. Make site available for inspection of records by representatives of the District, ARB, and the Energy Commission.	Maintenance and Repair Records, Site Available for Inspection
	AQ-57	Post-COD Ongoing	Maintenance and repairs conducted by an OPW trained technician annually. Make site available for inspection of records by representatives of the District, ARB, and the Energy Commission.	Maintenance and Repair Records, Site Available for Inspection
	AQ-58	O&M Review	Submit to the CPM gasoline throughput records demonstrating compliance.	Gasoline Throughput Records
	AQ-58	Post-COD Ongoing	Maintain on site the annual gasoline throughput records and shall make the site available for inspection of records by representatives of the District, ARB, and the Energy Commission.	Site Available for Inspection
	AQ-59	Post-COD Ongoing	Install, maintain, and operate EVR Phase I in compliance with CARB EO VR-401-A, and Phase II vapor recovery in accordance with G-70-116-F. In the event of conflict between these permit conditions and/or the referenced EO's the more stringent requirements shall govern. Make the site available for inspection of records by representatives of the District, ARB, and the Energy Commission.	Site Available for Inspection
	BIO-1	USFWS/DOE Approved 09.17.13 BIO1-14-00	Submit the resume. The CPM, CDFG, and USFWS have 30 days to approve or deny proposed Designated Biologists. No site or related facility activities shall commence until an approved Designated biologist is available to be on site.	DB Resume
	BIO-1	CEC Approved	If a DB needs to be replaced, the resume of the proposed replacement must be submitted to the CPM at least 10 working days prior to the termination or release of the preceding DB. In an emergency, immediately notify the CPM to discuss the qualifications and approval of a short term replacement while a permanent DB is proposed to the CPM for consideration.	
	BIO-2	Most recent MCR: 09.13 BIO 2 addressed monthly in MCR	Submit to the CPM copies of all written reports and summaries that document biological resource compliance activities, including those conducted by Biological Monitors.	Biological Reports
	BIO-2	Most recent MCR: 09.13 BIO 2 addressed monthly in MCR	If actions may affect biological resources during operation, a designated biologist or biological monitor under the supervision of the designated biologist shall be available for monitoring and reporting.	
	BIO-2	Monthly Compliance Report	Designated Biologist shall submit record summaries unless their duties are ceased as approved by the CPM. Reports shall also be submitted to CDFG and USFWS.	Bio reports copied to CDFG & USFWS
	BIO-3	As Needed	Submit the specified information to the CPM, CDFG, and USFWS for approval. The CPM, CDFG, and USFWS have 30 days to approve or deny proposed Biological Monitor(s). Submit a written statement to the CPM confirming that Biological Monitor(s) have been trained.	
	BIO-3	CEC Approved	If additional biological monitors are needed during construction, the specified information shall be submitted to the CPM for approval.	
	BIO-4	As Needed	Notify the CPM immediately (and no later than the following morning of the incident, or Monday morning in the case of a weekend) of any non-compliance or a halt of any site mobilization, ground disturbance, grading, construction, and operation activities. Also notify the CPM of the circumstances and actions being taken to resolve the problem.	Incident Notification
	BIO-4	Monthly Compliance Report	Whenever corrective action is taken, a determination of success or failure will be made by the CPM within five working days after receipt of notice that corrective action is completed, or the project owner will be notified by the CPM that coordination with other agencies will require additional time before a determination can be made.	Corrective Action Determination Report
	BIO-5	CEC Approved (See 2012 Revision)	Worker Environmental Awareness Program: Provide the CPM the proposed WEAP and all supporting materials prepared or reviewed by the Designated Biologist and a resume of the person(s) administering the program. The CPM shall review and provide written comments within 15 days of receipt.	WEAP, administrator resume
	BIO-5	Most recent MCR: 09.13 BIO 5 addressed monthly in MCR	Provide the number of persons who have completed the training in the prior month and a running total of all persons who have completed the training to date.	WEAP Training Total Number
	BIO-5	CEC Approved 08.01.11	Prior to site and related facilities mobilization submit two copies of the CPM-approved materials.	

	BIO-5	Monthly Compliance Report	Training acknowledgement forms signed during construction shall be kept on file by the project owner for a period of at least six months after the start of commercial operation. During operation signed statements for operational personnel shall be kept on file for 6 months following termination of employment.	
	BIO-6	CEC Approved 05.01.11	Biological Resources Mitigation Implementation and Monitoring Plan (BRMIMP) Development and Compliance: Provide the specified document prior to start of any site (or related facilities) mobilization. The CPM will determine the BRMIMP's acceptability within 30 days of receipt. If there are any permits that have not yet been received when the BRMIMP is first submitted, these permits shall be submitted to the CPM within 5 days of their receipt, and the BRMIMP shall be revised or supplemented to reflect the permit condition within 10 days of their receipt by the project owner. Ten days prior to pre-construction site mobilization the revised BRMIMP shall be resubmitted to the CPM.Site mobilization will not occur without an approved BRMIMP.	BRMIMP
	BIO-6	Most Recent MCR. BIO 6 Updated Monthly	Implementation of BRMIMP measures will be reported.	
	BIO-6		Provide to the CPM, for review and approval, a written construction closure report identifying which items of the BRMIMP have been completed etc. (see COC)	Construction Closure Report
	BIO-7	CE Approved 05.01.11	All mitigation measures and their implementaion methods shall be included in the BRMIMP.	
	BIO-7	Most Recent MCR, BIO 7 Updated Monthly	Implementation of the measures will be reported.	
	BIO-7	COD + 30 days	Provide to the CPM, for review and approval, a written construction termination report identifying how measures have been completed. Additional copies shall be provided to CDFG and USFWS.	Construction Closure/Termination Report
	BIO-8	CEC Approved 08.01.11	Pre-Construction Nest Surveys and Impact Avoidance and Minimization Measures for Migratory Birds: Provide the CPM a letter-report describing the findings of the pre-construction nest surveys, including the time, date, and duration of the survey; identity and qualifications of the surveyor(s); and a list of species observed. If active nests are detected during the survey, the report shall include a map or aerial photo identifying the location of the nest and shall depict the boundaries of the no-disturbance buffer zone around the nest. Additional copies shall be provided to CDFG and USFWS.	
	BIO-9	CEC Approved 03.01.11	Golden Eagle Territory-Specific Management Plan: Submit a report to the CPM, CDFG, and USFWS. This report shall document the results of the inventory and monitoring as described in Pagel et al. 2010.	Golden Eagle Territory-Specific Management Plan
	BIO-9	CEC Approved 03.01.11	Submit a report to the CPM, CDFG, and USFWS. This report shall document the results of the protocol surveys as described in Pagel et al. 2010 or more recent guidance by USFWS (e.g., Pagel et al, in prep).	
	BIO-9	CEC Approved 06.1.11	Provide the CPM, CDFG, and USFWS with the final version of the Golden Eagle Territory-Specific Management Plan, based on breeding-season inventory results. This final Plan shall have been reviewed and approved by the CPM in consultation with USFWS. [or (see next entry below)]	
	BIO-9	USFWS Letter Provided 08.01.11	If disturbance to eagles would not occur and a Plan is not warranted, a letter from USFWS documenting this determination shall be submitted to the CPM at least 10 days prior to the start of any pre-construction site mobilization.	
	BIO-9	CEC Approved 06.1.11	An addendum to the Plan may be required by USFWS based on non-breeding season survey results. If required, a final addendum, which has been reviewed and approved by the CPM in consultation with USFWS, shall be submitted to the CPM.	
	BIO-10	CEC Approved 03.01.11	Documentation of Bald and Golden Eagle Act Compliance: Submit to the CPM documentation that the project is in compliance with the Bald and Golden Eagle Protection Act (Title 16, United States Code, sections 668-668d). This shall include documentation from the USFWS in the form of written or electronic transmittal indicating the status of the permit, if required, and any follow up actions required by the project owner. Any additional actions shall be added to the BRMIMP and implemented.	
	BIO-11	CEC Approved 06.1.11	Desert Tortoise Exclusion Fencing, Clearance Surveys, and Translocation Plan: The entire project site shall be fenced with desert tortoise exclusion fence. To avoid impacts to desert tortoise during fence construction, the proposed fence alignment shall be flagged and the alignment surveyed within 24 hours prior to fence construction.	Desert Tortoise Exclusion Fencing, Clearance Surveys, and Translocation Plan
	BIO-11	CEC Approved 06.1.11	Provide the CPM with the final version of the Desert Tortoise Translocation Plan that has been approved by the Energy Commission staff, USFWS, and CDFG. The CPM will determine the plan's acceptability within 15 working days of receipt of the final plan.	
	BIO-11	As Needed	All modifications to the approved Desert Tortoise plan must be made only after approval by the Energy Commission staff, USFWS, and CDFG.	
	BIO-11	As Needed	The project owner shall notify the CPM no fewer than five working days before implementing any CPM-approved modifications to the Translocation Plan.	
	BIO-11	Completed	Submit report to the CPM, USFWS, and CDFG describing how each of the mitigation measures described have been satisfied. The report shall include the desert tortoise survey results, capture and release locations of any translocated desert tortoises, and any other information needed to demonstrate compliance with the measures described.	Desert Tortoise Exclusion Fencing, Clearance Surveys, and Translocation Plan Report

	BIO-12	CEC Approved 06.1.11	Mohave Ground Squirrel Clearance Surveys: Submit a report to the CPM and CDFG describing how the measures described were implemented. The report shall include the MGS survey results, capture and release locations of any relocated squirrels, and any other information needed to demonstrate compliance with the measures described. [Survey required to be conducted after the installation of the desert tortoise exclusion fence and immediately prior to any ground disturbance.]	Mohave Ground Squirrel Clearance Surveys
	BIO-13	CEC Approved 06.1.11	Provide CPM and CDFG with the final version of the Burrowing Owl Monitoring and Mitigation Plan that has been reviewed and approved by the CPM in consultation with CDFG.	Burrowing Owl Monitoring and Mitigation Plan
	BIO-13	CEC Approved 06.1.11	An addendum to the plan, which includes the pre-construction survey results and the CDFG approved amount of compensatory mitigation, shall be submitted.	
	BIO-13	As Needed	All modifications to the approved Plan may be made by the CPM after consultation with CDFG. The project owner shall notify the CPM before implementing any CPM-approved modifications to the Burrowing Owl Monitoring and Mitigation Plan.	
	BIO-14	CEC Approved 06.1.11	American Badger and Desert Kit Fox Impact Avoidance and Minimization Measures: Submit report to CPM and CDFG after completion of badger and kit fox surveys. The report shall describe survey methods, results, mitigation measures implemented, and the results of the measures.	American Badgers and Desert Kit Fox Preconstruction Surveys
	BIO-15	CEC Approved 06.1.11	Submit a formal acquisition proposal to the CPM, CDFG and USFWS describing the parcels intended for purchase or title/easement transfer.	Mitigation Land Acquisition Proposal
	BIO-15	Post Escrow Close	Provide written verification to the CPM that the compensation lands or conservation easements have been aquired and recorded in favor of the approved recipients.	
	BIO-15	CEC Approved 01.01.11	Provide CPM with a management plan for review and approval, in consultation with CDFG, for the compensation lands and associated funds.	Compensatory Land Management Plan
	BIO-15	COD + 90 days	Provide to the CPM verification that disturbance to desert tortoise and MGS habitat did not exceed 430 acres, and that construction activities did not result in impacts to desert tortoise, MGS, and burrowing owl habitat adjacent to work areas. If habitat disturbance exceeds that described in this analysis, the CPM shall notify of any additional funds required or lands that must be purchased.	
	BIO-15	N/A	If electing to use an in-lieu fee provision, request from the Energy Commission a determination that the project's in-lieu fee proposal meets CEQA and CESA requirements.	
	BIO-16	CEC Approved 07.01.11	Project owner shall submit to the CPM a copy of the Energy Commission staff- and CDFG-approved Tamarisk Eradication Monitoring and Reporting Plan, including success criteria.	Tamarisk Eradication Monitoring and Reporting Plan
	BIO-16	Annual	The Designated Biologist shall submit annual reports to the CPM and CDFG describing the dates, durations and results of monitoring. Reports shall fully describe any actions taken to remedy regrowth. [Monitoring and maintenance of the site shall be conducted for five years unless less monitoring can be justified. Following the first year of monitoring, if the project owner petitions to terminate the monitoring program, staff and CDFG will determine whether more years are of monitoring are needed.]	Tamarisk Eradication Monitoring and Reporting Plan Annual Report
	BIO-16	Ongoing	The CPM and CDFG shall verify compliance with protective measures to ensure the accuracy of the PO's mitigation, monitoring and reporting efforts; and review relevant documents maintained by the project owner, interview the project owner's employees and agents, inspect the work site and take other actions as necessary to assess compliance with or effectiveness of protective measures.	
	BIO-17	Submitted BIO 17-00-01 12.16.13- Under review	Monitoring Impacts of Solar Collection Technology on Birds: Submit to the CPM, USFWS, and CDFG a draft Bird Monitoring Study.	Bird Survey (APP/BBCS)
	BIO-17	Draft into CEC & USFWS	Provide CPM with the final version of the Bird Monitoring Plan that has been reviewed and approved by the CPM, in consultation with CDFG and USFWS.	
	BIO-17	TBD	Reports to the CPM, CDFG and USFWS describing the dates, durations and results of monitoring. Reports shall provide a detailed description of any project related bird or wildlife deaths or injuries detected.	
	BIO-17	TBD	Annual Report summarizing the year's data, analyzes any Project-related bird fatalities or injuries detected, and provides recommendations for future monitoring and any adaptive management actions needed. Provided to the CPM, CDFG, and USFWS.	Annual Bird Survey Reports
	BIO-17	TBD	Quarterly reports shall continue until the CPM, in consultation with CDFG and USFWS, determine whether more years of monitoring are needed, and whether mitigation and/or adaptive management measures are necessary.	Quarterly Bird Survey Reports
	BIO-17	TBD	Prepare a paper describing the study design and monitoring results to be submitted to a peer-reviewed scientific journal. Proof of submittal provided to the CPM within one year of concluding the monitoring study.	Peer Review Study Summary Submittal
	BIO-18	CEC Approved 06.1.11	Provide CPM, USFWS and CDFG with the final version of the Raven Management Plan that has been reviewed and approved by USFWS and CDFG. CPM shall determine the plan's acceptability within 10 days of receipt of the final plan.	Raven Management Plan

	BIO-18	CEC Approved 06.1.11	All modifications to the approved Raven Management Plan must be made only after consultation with the Energy Commission staff, USFWS, and CDFG. The project owner shall notify the CPM no less than five working days before implementing any CPM-approved modifications to the Raven Plan.	
	BIO-18	CEC Approved 06.1.11	Submit to the CPM verification of payment to the REAT Account to support the regional raven monitoring plan. Payment shall be included in the AMS project's land management enhancement fund, pursuant to Condition of Certification BIO-15 (5(D)).	
	BIO-18	Most Recent MCR, BIO 18 is Updated Monthly	Provide to the CPM for review and approval a report identifying which items of the Raven Plan have been completed, a summary of all modifications to mitigation measures made during the project's construction phase, and which items are still outstanding.	Raven Plan Progress and Summary Report
	BIO-19	BIO 19-00-00 to CEC on 02.3.2014	Submit a draft Evaporation Pond Monitoring and Adaptive Management plan to the CPM that incorporates the guidance in this condition.	Evaporation Pond Monitoring and Adaptive Management
	BIO-19	TBD	Provide the CPM, USFWS, RWQCB and CDFG with the final version of the Plan that has been reviewed and approved by the CPM in consultation with USFWS, RWQCB, and CDFG.	Final Evaporation Pond Monitoring and Adaptive Management
	BIO-19	TBD	Evaporation Pond Monitoring and Adaptive Management Plan Reporting	
	BIO-19	TBD	Notify the CPM no less than 5 working days before implementing any CPM approved modifications to the Evaporation Pond Plan.	Evaporation Pond Monitoring and Adaptive Management Notification of Change or Modification
	BIO-20	CEC Approved 09.01.12	Provide proof, to the satisfaction of the CPM, that the alternate well is completed and able to effectively convey a minimum of 75 acre feet per year to the Harper Dry Lake Marsh. Proof shall include, but not be limited to, a description of the well parameters, as constructed.	Well Completion Report
	BIO-21	CEC Approved 06.1.11	Submit to CPM copy of USFWS Biological Opinion. Verify that the permit terms and conditions of the Biological Opinion are incorporated into the BRMIMP and will be implemented.	Biological Opinion
	CUL-1	CEC Approved	Submit resume for Cultural Resources Specialist (CRS), and alternates if desired, for review and approval.	CRS Resume
	CUL-1	CEC Approved	CRS shall provide a letter naming anticipated CRMs for the project and stating that they meet the minimum requirements for cultural resource monitoring.	CRS Monitor Qualification Letter
	CUL-1	CEC Approved CUL 1-13-00 10.25.13	If additional CRMs are obtained during the project, the CRS shall provide additional letters to the CPM identifying the CRMs and attesting to the qualifications of the CRMs.	
	CUL-1	CEC Approved _____	Resumes of specialists provided to CPM for review and approval.	CRS Resume
	CUL-1	CEC Approved 08.9.11	Project owner shall confirm in writing to the CPM that the approved CRS will be available for onsite work and is prepared to implement the cultural resources conditions.	CRS Onsite Availability Letter
	CUL-2	CEC Approved 07.20.11	The project owner shall provide the AFC, data responses, and confidential cultural resources documents to the CRS, if needed, and the subject maps and drawings to the CRS and CPM. The CPM will review submittals in consultation with the CRS and approve maps and drawings suitable for cultural resources planning activities.	
	CUL-2	CEC Approved 08.1.11	If there are changes to any project-related footprint, revised maps and drawings shall be provided.	
	CUL-2	Ongoing	If project construction is phased, if not previously provided, submit the subject maps and drawings.	
	CUL-2	Weekly and 3 Week Look Aheads	Current schedule of anticipated project activity shall be provided to the CRS and CPM by letter, e-mail or fax.	
	CUL-2	Ongoing	Provide written notice of any changes to scheduling of construction phase.	
	CUL-3	CEC Approved 07.01.11	Submit the Cultural Resources Monitoring and Mitigation Plan (CRMMP) to the CPM for review and approval.	CRMIMP
	CUL-3	CEC Approved 07.01.11	Letter provided to the CPM indicating that the owner agrees to pay curation fees for any materials collected as a result of the archaeological investigations.	Curation Fee Letter
	CUL-4		Submit the Cultural Resources Report (CRR) to the CPM for review and approval. If any reports have previously been sent to the California Historical Resource Information System (CHRIS), then receipt letters from the CHRIS or other verification of receipt shall be included in an appendix.	Cultural Resources Report
	CUL-4		Provide copy of agreement with, or other written commitment from, a curation facility that meets the standards stated in the CA State Historical Resources Commissions Guidelines for the Curation of Archeological Collections, to accept cultural materials, if any, from this project. Any agreements concerning curation will be retained and available for audit for the life of the project.	Curation Facility Agreement
	CUL-4		Provide documentation to the CPM confirming that copies of the CRR have been provided to the SHPO, the CHRIS and the curating institution, if archaeological materials were collected.	CPM Confirmation Letter of Materials Collection
	CUL-4		Submit a draft CRR to the CPM for review and approval.	CRR
	CUL-5	CEC Approved 06.29.11	The CRS shall provide the training program draft text and graphics and the informational brochure to the CPM for review and approval. The CPM will provide to the project owner a WEAP Training Acknowledgement form for each WEAP-trained worker to sign.	
	CUL-5	Most Recent MCR, CUL 5 Reported Monthly	On a monthly basis, until ground disturbance is completed, the project owner shall provide in the MCR the WEAP Training Acknowledgement forms of workers at the project site and on the linear facilities who have completed training in the prior month and a running total of all persons who have completed training to date.	
	CUL-6	CEC Approved 06.29.11	CPM will provide to the CRS an electronic copy of a form to be used as a daily monitoring log.	

	CUL-6	Most recent MCR, CUL 6 Updated Monthly	While monitoring is on-going, include a copy of the monthly summary report of cultural resources-related monitoring prepared by the CRS.	
	CUL-6	Daily Reports	Daily, as long as no cultural resources are found, the CRS shall provide a statement that "no cultural resources over 50 years of age were discovered" to the CPM as an e-mail, or in some other form acceptable to the CPM. If the CRS concludes that daily reporting is no longer necessary, a letter or e-mail providing a detailed justification for the decision to reduce or end daily reporting shall be provided to the CPM for review and approval at least 24 hours prior to reducing or ending daily reporting.	
	CUL-6	Ongoing	At least 24 hours prior to implementing a proposed change in monitoring level, documentation justifying the change shall be submitted to the CPM for review and approval.	
	CUL-6	Most recent MCR, CUL 6 Updated Monthly	Following the discovery of any Native American cultural materials, submit to the CPM copies of the information transmittal letters sent to the Chairperson of the Native American tribes or groups who requested the information. Additionally, submit to the CPM copies of letters of transmittal for all subsequent responses to Native American requests for notification, consultation, and reports and records and any comments or information provided in response by the Native Americans.	
	CUL-7	CEC Approved 06.29.11	Provide the CPM and CRS with a letter confirming that the CRS, alternate CRS and CRMs have the authority to halt construction activities in the vicinity of a cultural resource discovery, and that the project owner shall ensure that the CRS notifies the CPM within 24 hours of a discovery or by Monday morning if the cultural resources discovery occurs between 8:00 AM on Friday and 8:00 AM on Sunday morning.	CRS/CRM Authority Letter
	CUL-7	Most recent MCR	Completed DPR 523 forms for resources newly discovered during construction shall be submitted to the CPM for review and approval no later than 24 hours following the notification of the CPM, or 48 hours following the completion of data recordation/recovery, whichever the CRS decides is more appropriate for the subject cultural resource.	DPR 523 Forms
	HAZ-1	To be provided in MCR's	Provide to the CPM a list of hazardous materials contained at the facility.	HAZ MTL List
	HAZ-2	HAZ2-00-00 HMBP Provided to the CEC and SBC 07.23.2013; CEC approval 08.01.2013 HAZ2-00-01 PSM SPCC Provided to the CEC 10.29.2013; SPCC CEC approval 11.25.2013 PSMP PENDING	At least 60 days prior to receiving any hazardous material on the site for commissioning or operations, the project owner shall provide a copy of a final Hazardous Materials Business Plan, Spill Prevention, Control, and Countermeasure Plan, and a Process Safety Management Plan to the CPM for approval.	HMBP, SPCC, PSMP
	HAZ-3	HAZ3-01-01 Safety Management Plan Provided to the CEC 07.16.2013 CEC approval 08.01.2013	Provide a Safety Management Plan as described to the CPM for review and approval.	Safety Management Plan
	HAZ-4	HAZ4-02-00 Provided to the CEC 04.12.2013 CEC approval 06.03.2013	Provide the design drawings as described in COC HAZ-4 to the CPM for review and approval. [The project owner shall place an adequate number of isolation valves in the Heat transfer Fluid (HTF) pipe loops so as to be able to isolate a solar collector loop in the event of a leak of fluid.]	Detailed Engineering Design Drawings (Pipe Loop Isolation Valves)
	HAZ-5	HAZ5-01-02 Provided to the CEC 04.24.2013 CEC approval 06.03.2013	Notify the CPM that a site-specific Construction Security Plan is available for review and approval.	Site Specific Construction Security Plan
	HAZ-6	HAZ6-00-00 SENT TO THE CEC 12.17.2013 CONDITIONAL APPROVAL 01.07.2014	The project owner shall notify the CPM that a site-specific operations site security plan is available for review and approval.	Site Specific Operations Security Plan
	HAZ-6		In the annual compliance report, the project owner shall include a statement that all current project employee and appropriate contractor background investigations have been performed, and that updated certification statements have been appended to the operations security plan. In the annual compliance report, the project owner shall include a statement that the operations security plan includes all current hazardous materials transport vendor certifications for security plans and employee background investigations.	
	HAZ-7	HAZ7-02-00 Provided to the CEC 04.09.2013 CEC approval 06.03.2013	Provide the design drawings as described in COC HAZ-7 to the CPM for review and approval. [The project owner shall ensure that all pipes carrying heat transfer fluid (HTF), all command and control systems, and the fire water loop that are required to cross Harper Lake Road or Lockhart Road will be placed underground for the crossing.]	Design Drawings
	LAND-1	CEC Approved 07.29.11	Provide a mitigation fee payment to an agricultural land trust such as the Transition Habitat Conservancy or any other land trust that has been previously approved by the CPM prior to the start of construction. The fee payment will be determined by an independent appraisal conducted on available, comparable, farmland property on behalf of the agricultural land trust. The project owner shall pay all costs associated with the appraisal.	Agricultural Land Trust Mitigation Fee Updates

	LAND-1		Provide documentation to the CPM that the fee has been paid and that the 128 acres of farmland and/or easements shall be purchased within three years of start of operation as compensation for the 128 acres of FMMP designated Important Farmland to be converted by the AMS project. The documentation also shall guarantee that the land/easements purchased by the trust will be located in San Bernardino County and will be available in perpetuity for productive agricultural use. If no available land or easements can be purchased in San Bernardino County, then the purchase of lands/easements in other areas within western Mojave or adjacent counties, such as Kern County or Riverside County, is acceptable.	
	LAND-1		Provide to the CPM updates on the status of farmland/easement purchase(s).	
	LAND-2		Consistent with the requirements of COMPLIANCE-11, incorporate the applicable requirements of the San Bernardino County Development Code section 84.29.060, Decommissioning Requirements, into the AMS Facility Closure Plan, to the extent feasible, and in as much as the county requirements do not conflict with the California Energy Commission's requirements and standards related to the closure of power generating facilities. Consistent with the requirements of COMPLIANCE-11, submit the Facility Closure Plan to the CPM.	Facility Closure Plan (Compliance 11)
	LAND-3	CEC Approved 07.29.13	Submit evidence to the CPM, indicating approval of the merger of parcels by San Bernardino County, or written approval of another process that is acceptable to the county. Shall include evidence of compliance with all conditions and requirements associated with the approval of the Certificate of Merger and/or Notice of Lot Line Adjustment by the county. If all parcels or portions of parcels are not owned by the PO at the time of the merger, a separate deed shall be executed and recorded with the county recorder. A copy of the recorded deed shall be submitted to the CPM, as part of the compliance package.	SBC Recording of Parcel Merger/ Recorded Deed
	NOISE-1	CEC Approved 8.1.13	The project owner shall transmit to the compliance project manager (CPM) a statement, signed by the project owner's project manager, stating that the above notification has been performed, and describing the method of that notification. This communication shall also verify that the telephone number has been established and posted at the site, and shall provide that telephone number.	Notification and Notification Report, Complaint Phone Number
	NOISE-2	As Needed	The project owner shall file a Noise Complaint Resolution Form, shown below, with both the local jurisdiction and the CPM, that documents the resolution of the complaint. If mitigation is required to resolve the complaint, and the complaint is not resolved within a three-day period, the project owner shall submit an updated Noise Complaint Resolution Form when the mitigation is performed and complete.	Noise Complaint Resolution
	NOISE-3	NOIS3-02-00 CEC Approved 06.29.11	Submit the noise control program to the CPM. Make the program available to Cal-OSHA upon request.	Noise Control Program
	NOISE-4	Post 90% Output	Conduct a 25 hour survey at LT-1 on a windy day, it shall include measurement of one-third octave band sound pressure levels to ensure no new pure-tone noise components have been caused by the project.	25 HR Noise Survey after 90% Output Achieved
	NOISE-4	Post 90% Output	Submit a summary report to the CPM. Include a description of any additional mitigation measures necessary to achieve compliance with the listed noise limit, and a schedule for implementing these measures. When the measures are in place the survey shall be repeated.	Survey Summary Report
	NOISE-4	Post 90% Output	Submit to the CPM a summary report of the new noise survey, performed as described and showing compliance with this condition.	Survey Summary Report
	NOISE-5		The project owner shall conduct an occupational noise survey to identify any noise hazardous areas in the facility.	Occupational Noise Survey
	NOISE-5		Submit noise survey report to the CPM. Make the report available to OSHA and Cal-OSHA on request.	Occupational Noise Survey Report
	NOISE-6	NOIS6-03-00 SENT TO THE CEC 12.12.2013; APPROVED 12.20.2013 NOIS6-02-00 SENT TO THE CEC 07.12.2013; APPROVED 07.12.2013 NOIS6-01-00 CEC Approved 06.29.11	Transmit to the CPM a statement acknowledging that the restrictions will be observed throughout the construction of the project.	
	NOISE-7	TBD	Notify all residents and business owners within two miles of the project site. The notification may be in the form of letters, phone calls, fliers, or other effective means as approved by the CPM. The notification shall include a description of the purpose and nature of the steam blow(s), the planned schedule, expected sound levels, and explanation that it is a one-time activity and not part of normal plant operation. During steam blow activities, noise levels will be monitored at receptor locations LT-1, ST-1 and ST-2 and the results reported to the CPM.	Steam Blow Neighbor Notification
	PUBLIC HEALTH-1		The Cooling Water Management Plan shall be provided to the CPM for review and approval.	Cooling Water Management Plan
	SOIL&WATER-1	SWAT1-01-00 CEC Approved 06.29.11	DESCP shall be consistent with the grading and drainage plan as required by Condition of Certification CIVIL-1 and relevant portions of the DESCP shall be submitted to the CBO for review and approval.	

	SOIL&WATER-1	SWAT1-01-00 CEC Approved 06.29.11	Submit a copy of the Drainage, Erosion, and Sediment Control Plan (DESCP) to the County of San Bernadino and the RWQCB for review and comment. CPM shall consider comments from county and RWQCB and approve the DESCP based upon comments as appropriate.	
	SOIL&WATER-1	Most recent MCR: 09.13 SWAT 1 addressed monthly in MCR	Provide an analysis on the effectiveness of the drainage, erosion, and sediment control measures and the results of monitoring and maintenance activities.	
	SOIL&WATER-1	Most recent MCR: 09.13 SWAT 1 addressed monthly in MCR	Provide information on the results of storm water BMP monitoring and maintenance activities. Also indicate what maintenance activities were completed to maintain the project's on-site storm water flow.	
	SOIL&WATER-1	Ongoing	Provide the CPM with two copies each of all monitoring or compliance reports.	
	SOIL&WATER-2	Ongoing	Provide documentation to the CPM, with copies to the Lahontan RWQCB, demonstrating compliance with the WDRs established in Appendices C, D, and E.	
	SOIL&WATER-2	SWAT2-01-00 (Evap ponds and LTU) Provided to the CEC 06.03.2013 CEC Approval 06.11.2013 SWAT2-02-00 (LTU modifications) Provided to the CEC 08.05.2013 CEC and LAHONTAN Approval 08.08.2013 SWAT2-03-00 (Monitoring System) Provided to the CEC 08.14.2013 SWAT2-03-01 Monitoring Wells Into the CEC 11.26.2013 Approved 01.10.2014 SWAT2-04-00 (Verification Change)	Any changes to the design, construction, or operation of the ponds, treatment units, or storm water system shall be requested in writing to the CPM, with copies to the Lahontan RWQCB, and approved by the CPM, in consultation with the Lahontan RWQCB, prior to initiation of any changes.	
	SOIL&WATER-2	Ongoing	The Commission hereby delegates the enforcement of these requirements, and associated monitoring, inspection and annual fee collection authority, to the Water Boards. Accordingly, the Commission and the Water Board shall confer with each other and coordinate, as needed, in the enforcement of the requirements.	
	SOIL&WATER-2	Ongoing	Provide to the CPM, with copies to the Lahontan RWQCB, all monitoring reports required by the WDRs, and fully explain any violations, exceedances, enforcement actions, or corrective actions related to construction or operation of the ponds, treatment units, or storm water system.	
	SOIL&WATER-2	Annual	The project owner shall pay the annual waste discharge permit fee associated with this facility to the Water Boards.	Annual Fee
	SOIL&WATER-3		Submit to the CPM a Channel Maintenance Plan for review and approval.	Channel Maintenance Plan
	SOIL&WATER-3	As Needed	Provide written notification to the CPM at least 60 days in advance of any planned changes to the Channel Maintenance Plan.	
	SOIL&WATER-3	TBD	Implement the Channel Maintenance Plan in Item D (Channel Maintenance Plan and Reporting)	
	SOIL&WATER-3	TBD	Ensure that the AMS project Construction and Operations Managers receive training on the Channel Maintenance Plan.	Document Training
	SOIL&WATER-3	Annual	Submit an Annual Channel Maintenance Report that specifies which maintenance activities were completed during the year including type of work, location, and measure of the activity (e.g. cubic yards of sediment removed).	Annual Channel Maintenance Report
	SOIL&WATER-4	SWAT-4-10-00 BETA4 LOCATION IN 11.25.2013 APPROVED 12.10.2013 CEC Approved 06.29.11	Submit a Groundwater Monitoring and Management Plan to the County of San Bernardino for review and comment (see Condition of Certification SOIL&WATER-6).	Groundwater Monitoring and Management Plan
	SOIL&WATER-4	CEC Approved 06.29.11	Submit to the CPM a copy of the water well abandonment and construction packet submitted to the County of San Bernardino for review and comment.	SBC Well Construction/Abandonment Packet/Permit
	SOIL&WATER-4	CEC Approved 06.29.11	Submit a copy of any written comments received from the County of San Bernardino indicating whether the proposed well abandonment and construction activities comply with all county well requirements and meet the requirements established by the county's water well permit program.	SBC Comments/Permits
	SOIL&WATER-4	CEC Approved 06.05.11	Provide to the CPM copies of the Well Completion Reports submitted to the DWR by the well driller. Submit to the CPM, together with the Well Completion Report, a copy of well drilling logs, water quality analyses, and any inspection reports.	Well Completion Reports
	SOIL&WATER-4	Ongoing	Submit two (2) copies to the CPM for review and approval any proposed well construction or operation changes.	Well Construction Change Proposal
	SOIL&WATER-4	Ongoing	Provide the CPM with 2 copies of all monitoring and other reports required for compliance with the County of San Bernardino water well standards and operation requirements.	

	SOIL&WATER-4	CEC Approved 06.05.11	Submit documentation to the CPM confirming that well drilling activities were conducted in compliance with Title 23, California Code of Regulations, Chapter 15, Discharges of Hazardous Wastes to Land, (23 CCR, sections 2510 et seq.) requirements and that any on-site drilling sumps used for project drilling activities were removed in compliance with 23 CCR section 2511(c).	
	SOIL&WATER-5	Semi-Annually	Prepare a semi-annual summary report of the amount of water used for construction purposes. The summary shall include the monthly range and monthly average of daily water usage in gallons per day.	Semi-annual Water Use Report
	SOIL&WATER-5	CEC Approved 06.29.11	Submit to the CPM a copy of evidence that metering devices have been installed and are operational.	Meter Documentation
	SOIL&WATER-5	CEC Approved 1.1.13	Prepare an annual summary report, which will include the maximum daily and monthly usage in gallons per day and the total monthly and annual usage in acre-feet. Following the first year of operation, the annual summary report will summarize the annual usage in tabular form. For calculating the total water use, the term "year" will correspond to the date established for the ACR submittal.	
	SOIL&WATER-6	CEC Approved 06.29.11 SWAT6-06-00 CEC Approved 08.26.13	Submit to the CPM, for review and approval, a comprehensive plan (Groundwater Level Monitoring and Reporting Plan) presenting all the data and information required in Item A above.Submit to the both the CPM all calculations and assumptions made in development of the plan.	Groundwater Level Monitoring and Reporting Plan
	SOIL&WATER-6	Quarterly	Submit to the CPM quarterly reports presenting all the data and information required in Item B above. Submit to the CPM all calculations and assumptions made in development of the report data and interpretations.	
	SOIL&WATER-6	TBD	Provide to the CPM, for review and approval, documentation showing that any mitigation to private well owners during project construction was satisfied, based on the requirements of the property owner as determined by the CPM.	
	SOIL&WATER-6	Quarterly, Semi-annually and Annual	Submit to CPM, applicable quarterly, semi-annual, and annual reports presenting all the data and information required in Item C above. Submit to the CPM all calculations and assumptions made in development of report data and interpretations, calculations, and assumptions used in development of any reports.	Ground Water Level Reports
	SOIL&WATER-6	As Needed	Provide mitigation as described in Item D above, if the CPM's inspection of the monitoring information confirms project-induced changes to water levels and water level trends relative to measured pre-project water levels, and well yield has been lowered by project pumping. The type and extent of mitigation shall be determined by the amount of water level decline and site-specific well construction and water use characteristics. The mitigation of impacts will be determined as set forth in Item D above.	
	SOIL&WATER-6		Submit to the CPM for review and approval all documentation and calculations describing necessary compensation for energy costs associated with additional lift requirements.	
	SOIL&WATER-6		Submit to the CPM all calculations, along with any letters signed by the well owners indicating agreement with the calculations, and the name and phone numbers of those well owners that do not agree with the calculations.	
	SOIL&WATER-6		If mitigation includes monetary compensation, provide documentation to the CPM that compensation payments have been made by March 31 of each year of project operation or, if a lump-sum payment is made, payment shall be made by March 31 of the following year. Within 30 days after compensation is paid, submit to the CPM a compliance report describing compensation for increased energy costs necessary to comply with the provisions of this condition.	
	SOIL&WATER-6		After the first 5-year operational and monitoring period, and every subsequent 5-year period, submit a 5-year monitoring report to the CPM for review and approval. This report shall contain all monitoring data collected and provide a summary of the findings and a recommendation about whether the frequency of water level measurements should be revised or eliminated.	5 Year Summary Water Level Report
	SOIL&WATER-6		During the life of the project, provide to the CPM all monitoring reports, complaints, studies, and other relevant data.	
	SOIL&WATER-7	CEC approved 06.29.11	Groundwater Quality Monitoring and Reporting Plan in compliance with Item A shall be submitted to the CPM for review and approval.	Groundwater Quality Monitoring and Reporting Plan
	SOIL&WATER-7	CEC Approved 07.29.11	Pre-construction groundwater quality report in compliance with Item B shall be submitted to the CPM for review and approval.	Pre-construction Groundwater Quality Report
	SOIL&WATER-7	CEC Approved 07.29.11	Semi-annually, by March 31 and September 31, submit Groundwater Quality Reports in compliance with Item D to the CPM for review and approval and to the BLM for review.	Semi-annual Water Quality Report
	SOIL&WATER-7		After the first 5-year operational and monitoring period, and every subsequent 5-year period, submit a 5-year monitoring report to the CPM, for review and approval, that contains all groundwater quality data collected and provides a summary of the findings and a recommendation about whether the frequency of groundwater quality data collection should be revised or eliminated.	5 Year Summary Water Quality Report
	SOIL&WATER-7		During the life of the project, provide to the CPM all monitoring reports, complaints, studies, and other relevant data.	

	SOIL&WATER-8		Prior to transport and offsite disposal of any facility operation wastewaters that are not suitable for treatment and reuse on-site, test and classify the stored wastewater to determine proper management and disposal requirements. All records of this testing and classification shall be maintain at the project site. Ensure that the wastewater is transported and disposed of in accordance with the wastewater's characteristics and classification and all applicable LORS (including any CCR Title 22 Hazardous Waste and Title 23 Waste Discharges to Land requirements).	Waste Water Testing Records
	SOIL&WATER-9	Septic Plot Plan (Leach Filed) submitted to SBC - approval in 1/2014? CEC Approved 06.29.11 SWAT9-01-00 SBC Approved 03-02-12	Submit to the County of San Bernardino appropriate fees and plans for review and comment for the construction and operation of the project's sanitary waste septic system and leach field. A copy of these plans shall be simultaneously submitted to the CPM for review and approval. These plans shall demonstrate compliance with the sanitary waste disposal facility requirements of County of San Bernardino Codes Title 3, Division 3, Chapter 8, Waste Management, Article 5, Liquid Waste Disposal and Title 6, Division 3, Chapter 3, and the Uniform Plumbing Code.	SBC Sanitary Waste Permit
	SOIL&WATER-10	TBD	Obtain a permit to operate a non-transient, noncommunity water system with the County of San Bernardino .	Non-transient, Non-community Water System Operator Permit
	SOIL&WATER-10	MWA fee?	Supply updates annually for all monitoring requirements and submittals to County of San Bernardino related to the permit, and proof of annual renewal of the operating permit.	Annual Permit Renewal
	SOIL&WATER-11		The volume of FPA sequestered shall be documented and submitted to the CPM and Watermaster. This documentation shall include a table showing the annual and cumulative total FPA sequestered.	Free Production Allowance
	SOIL&WATER-12		Submit to the CPM a copy of the receipt from the MWA for the annual contribution; and an accounting of the following: i. The annual and cumulative volume of groundwater used by the project in acre-feet per year; ii. The annual and cumulative volume of FPA sequestered by the project in acre-feet per year; iii. The numerical difference between annual and cumulative totals in Items i and ii above; and iv. The annual and cumulative monetary contribution and estimated annual and cumulative volume of water conserved by the project owner's contribution to MWA's turf replacement program, high-efficiency toilet program, or other water conservation program approved by the CPM.	MWA Annual Contribution Receipt
	SOIL&WATER-12		If owner proposes to reduce the amount of the annual contribution based on the water conservation achieved through previous contributions, provide a plan demonstrating how the adjusted amount will ensure the water conservation program meets the requirements of this condition. The plan shall be provided for CPM review and approval 60 days prior to the annual contribution anniversary date.	MWA Annual Contribution Reduction Proposal
	TRANS-1	CEC Approved 3.1..11	Propose new park-and-ride lot(s) to the County of San Bernardino for review and comment and the CPM for review and approval. The proposal shall include a rationale for the location of the lot(s) based upon the expected geographic distribution of employees and availability of suitable sites.	Park and Ride Proposal
	TRANS-1	CEC Approved 3.1.11	Notify the County of San Bernardino and the CPM that the park-and-ride lot(s) are ready for usage and available for inspection.	SBC Inspection Readiness Notification
	TRANS-2	CEC Approved 3.1.11	Provide to the County of San Bernardino for review and comment and the CPM for review and approval a copy of the construction traffic control plan. The plan must document consultation with Caltrans.	Construction Traffic Control Plan
	TRANS-3	CEC Approved 3.1.11	Submit a review of existing roadway pavement conditions to San Bernardino County and Caltrans for review and comment and the CPM for review and approval. This review will include photographs and the visual analysis of pavement and sub-surface conditions. The CPM will need to approve the summary of existing pavement conditions prior to commencement of construction.	Pre- Construction Existing Roadway Review Report
	TRANS-3		Submit an analysis of the roadway pavement conditions to San Bernardino County and Caltrans for review and comment and to the CPM for review and approval. The review will include photographs, the visual analysis of pavement and sub-surface conditions and a schedule for repair.	Post- Construction Existing Roadway Review Report
	TRANS-3		Submit a letter to San Bernardino County, Caltrans, and the CPM indicating such repairs are finished and ready for inspection.	Post Repair Inspection Readiness Notification
	TRANS-4	CEC Approved 3.1.11	Include these restrictions in the construction traffic control plan required by TRANS-2	
	TRANS-5		A record of hazardous deliveries shall be provided to the CPM as required in HAZ-3.	Hazardous Materials Delivery Schedule
	TLSN-1	CEC Approved 06.1.11	Submit to the CPM a letter signed by a California registered electrical engineer affirming that the lines will be constructed according to the requirements stated in the condition.	California Registered Electrical Engineer Letter
	TLSN-2		All reports of line-related complaints shall be summarized for the project-related lines and included during the first five years of plant operation in the Annual Compliance Report.	Line Related Complaint Summary
	TLSN-3		File copies of the pre-and post-energization measurements with the CPM after completion of the measurements.	Pre and Post Energization Electric and Magnetic Field Measurement Report
	TLSN-4		During the first five years of operation, the project owner shall provide a summary of inspection results and any fire prevention activities carried out along the rights-of-way and provide such summaries in the ACR for transmission line safety and nuisance-related requirements.	Summary Report of Right of Way Inspection Results and Fire Prevention Activities
	TLSN-5	CEC Approved 11.7.13 TLSN 5-00-00	The project owner shall ensure that all permanent metallic objects within the right-of-way of the project-related lines are grounded according to industry standards regardless of ownership. Transmit to the CPM a letter confirming compliance with this condition.	Grounding Confirmation Letter

	VIS-1	VIS1-01-07 to the CEC 12.16.2013; Approved 01.08.2013 VIS1-01-06 to the CEC 11.25.2013; Approved 11.27.2013 VIS1-01-05 to the CEC 11.08.2013; Approved 11.14.2013	At least 90 days prior to specifying to the vendor the colors and finishes of the first structures or buildings that are surface treated during manufacture, the project owner shall submit the proposed treatment plan to the CPM for review and approval. If the CPM determines that the plan requires revision, the project owner shall provide to the CPM a plan with the specified revision(s) for review and approval by the CPM before any treatment is applied. Any modifications to the treatment plan must be submitted to the CPM for review and approval. The review of any subsequent revisions shall be completed by the CPM within 15 days of receipt of the revisions.	Surface Treatment Plan, Surface Treatment Plan Revision
	VIS-1		The project owner shall notify the CPM that surface treatment of all listed structures and buildings has been completed and they are ready for inspection and shall submit one set of electronic color photographs from key observation points 1, 2, 3, 4, 5, 6, 7, and 8 analyzed in the Staff Assessment.	Surface Treatment Inspection Readiness Report
	VIS-1		Provide a status report regarding surface treatment maintenance. Specify a): the condition of the surfaces of all structures and buildings at the end of the reporting year; b) maintenance activities that occurred during the reporting year; and c) the schedule of maintenance activities for the next year.	Surface Treatment Maintenance and Status Report
	VIS-2	VIS-2-00-00 CEC Approved 11.21.13	The screening plan shall be submitted to the CPM for review and approval.	Off Site Landscape Screening Plan
	VIS-2	Annual?	Report maintenance activities, including replacement of plants that fail to thrive for the previous year of operation.	Off Site Landscape Screening Plan Maintenance Report
	VIS-3		Contact the CPM to show compliance with all of the above requirements. This shall include: final lighting plans, fixture and control schedules, fixture and control cut sheets and specifications, a photometric plan showing vertical and horizontal footcandles at all property lines to a height of 20 feet, and the proposed time clock schedule.	VIS 3 Compliance Notification
	VIS-3	VIS 3-02-00 CEC Approved Temporary 3.1.12, Permanent 8.9.13	Notify the CPM that the temporary and permanent lighting has been completed and is ready for inspection. If after inspection the CPM says that modifications to the lighting are needed, within 30 days of receiving that notification owner shall implement the modifications and notify the CPM that the modifications have been completed and are ready for inspection.	Temporary and Permament Lighting Inspection Readiness Notification
	VIS-3		Provide the CPM with a complaint resolution form report as specified in the Compliance General Conditions, including a proposal to resolve the complaint, and a schedule for implementation. A copy of the complaint resolution form report shall be submitted to the CPM within 30 days and included in the Annual Report.	Lighting Complaint Resolution
	VIS-4	VIS4-01-01 CEC Approved 3.26.12	The screening plan shall be submitted to the CPM for review and approval.	Site Screening Plan
	VIS-4		Notify the CPM that the screening is ready for inspection.	Site Screening Inspection Readiness Notification
	VIS-4		Report maintenance activities, including replacement of damaged or destroyed screening for the previous year of operation.	Site Screening Maintenance Report
	WASTE-1	CEC Approved 4.4.11	Provide the plans to remove the underground storage tanks to the CPM for review and approval.	UST Removal Plan
	WASTE-1		Inform the CPM of the data (sic) when all USTs were removed from the site.	UST Removal Final Report
	WASTE-2	October MCR will include new USEPA Generator Number	Obtain a hazardous waste genereator identification number form the USEPA prior to generating any hazardous waste during project construction and operations.	USEPA Hazardous Waste Generator Number
	WASTE-2	CEC Approved 11.27.12	Project owner shall keep a copy of the identification number on file at the project site and provide documentation of the hazardous waste generation notification and receipt of the number to the CPM after receipt of the number. Submittal of the notification and issued number documentation to the CPM is only needed once unless there is a change in ownership, operation, waste generation, or waste characteristics that requires a new notification to USEPA.	
	WASTE-2	October MCR will include new USEPA Generator Number	Documentation of any new or revised hazardous waste generation notifications or changes in identification number shall be provided to the CPM.	USEPA Hazardous Waste Generator Number Revision
	WASTE-3	CEC Approved 03.08.11	Submit to the CPM copies of all pertinent correspondence, work plans, agreements, and authorizations between the AMS Project and DTSC (CA Dept. of Toxic Substance Control) regarding Voluntary Site Cleanup Program requirements and activities at the AMS project site. The CPM shall revew and comment on the proposed Cleanup Program requirements and activities. Provide to the CPM written notice from DTSC that the AMS site has been investigated and remediated, as necessary, for compliance with the Voluntary Cleanup Program.	Documents related to Voluntary Site Cleanup Program
	WASTE-4		Submit any final reports filed by the professional engineer or professional geologist to the CPM.	PE/ Professional Geologist Contaminated Soil Final Report
	WASTE-4		Notify the CPM within 24 hours of any orders issued to halt construction.	Construction Halt Order
	WASTE-5	CEC Approved 02.12.11	Submit the resume to the CPM for review and approval.	PE/ Professional Geologist Resume
	WASTE-6	CEC Approved 07.29.11	Submit the Construction Waste Management Plan to the CPM for approval.	Construction Waste Management Plan
	WASTE-7		Identify permitted solid waste facilities or recycling centers that receive construction waste and maintain copies of weigh tickets and manifests showing the type and volume of waste disposed. This information shall be maintained at the project site and made accessible to CPM and the San Bernardino County Environmental Health Service Department Solid Waste Program.	Waste or Recycling Facilities Load Documentation, Site Available for Inspection
	WASTE-8	CEC Approved 12.22.11	Provide the Asbestos Demolition Notification Form to the CPM for review and approval.	MDAQMD Asbestos Demolition Notification Form

	WASTE-8	CEC Approved 01.27.12	Inform the CPM of the data when all ACM is removed from the site.	Final ACM Removal Report
	WASTE-9		Submit the Operation Waste Management Plan to the CPM for approval.	Operation Waste Management Plan
	WASTE-9		Submit any required revisions to the CPM.	Operation Waste Management Plan revision
	WASTE-9		Document the actual volume of wastes generated and the waste management methods used during the year; provide a comparison of the actual waste generation and management methods used to those proposed in the original Operation Waste Management Plan; and update the Operation Waste Management Plan, as necessary, to address current waste generation and management practices.	Operation Waste Management Report
	WASTE-10		Document all releases and spills of HTF as described in Condition of Certification WASTE-9 and as required in the SOIL & WATER RESOURCES section of the Staff Assessment. Cleanup and temporary staging of HTF-contaminated soils shall be conducted in accordance with the USEPA's current version of "Test Methods for Evaluating Solid Waste" (SW-846). Samples shall be analyzed in accordance with USEPA Method 1625B or other method to be reviewed and approved by DTSC and the CPM.	Release and Spill Documentation
	WASTE-10		Provide the results of the analyses and their assessment of whether the HTF-contaminated soil is considered hazardous or non-hazardous to DTSC and the CPM for review and approval.	HTF Contaminated Soil Analyses and Assesment
	WASTE-10		If DTSC and the CPM determine the HTF-contaminated soil is considered hazardous it shall be disposed of in accordance with California HSC Section 25203 and procedures outlined in the approved Operation Waste Management Plan required in Condition of Certification WASTE-9 and reported to the CPM in accordance with Condition of Certification WASTE-12.	HTF Contaminated Soil Disposal
	WASTE-10		If DTSC and the CPM determine the HTF-contaminated soil is considered nonhazardous it shall be retained in the land farm and treated on-site in accordance with the Waste Discharge Requirements contained in the Soil & Water Resources section of the PMPD.	
	WASTE-11		Report the results of filter cake testing to the CPM. If two consecutive tests show that the sludge is non-hazardous, may apply to the CPM to discontinue testing.	
	WASTE-11		The test results and method and location of sludge disposal shall reported in the ACR as required in Condition of Certification WASTE-9.	Filter Cake Testing Report
	WASTE-12	As Needed	Document all unauthorized releases and spills of hazardous substances, materials, or wastes that are in excess of reportable quantities that occur on the project property or transmission corridors during construction and on the project property during operation.	Unauthorized Project Property/Transmission Corridors Excess of Reportable Quantities (RQs) Releases and Spills of Hazardous Substances, Materials, and Wastes Report
	WASTE-12	As Needed	Copies of the unauthorized spill documentation shall be provided to the CPM.	
	WORKERSAFETY-1	CEC Approved 06.19.13,	Submit to the SBCFD a copy of the Construction Fire Prevention Plan and Emergency Action Plan for review and comment and a copy of the Project Construction Safety and Health Program to the CPM for review and approval.	Project Construction Safety and Health Program
	WORKERSAFETY-2	TBD	Submit to the SBCFD the final Operations Fire Prevention Plan and Emergency Action for review and the final Project Operations and Maintenance Safety and Health Program to the CPM for approval.	Project Safety and Health Program
	WORKERSAFETY-3	WKSF3-01-05 INTO THE CEC 12.16.2013; APPROVED 01.15.2014	Submit to the CPM the name and contact information for the Construction Safety Supervisor (CSS). The contact information of any replacement CSS shall be submitted to the CPM within one business day.	Construction Safety Supervisor Resume
	WORKERSAFETY-3	Most recent MCR: 09.13 WKSF 3 addressed monthly in MCR	The CSS shall submit in the MCR a monthly safety inspection report	Safety Inspection Report
	WORKERSAFETY-4	CBO Agreement 06.07.10	Provide proof of its agreement to fund the Safety Monitor services to the CPM for review and approval.	Safety Monitor Chief Building Offical Fee Confirmation
	WORKERSAFETY-5	CEC Approved_____, WKSF 5-01-02 (03.17.11)	Submit to the CPM proof that a portable automatic external defibrillator exists on site and a copy of the training and maintenance program for review and approval.	Site Available for Inspection
	WORKERSAFETY-6	CEC Approved 05.28.11	(1) A copy of the individual agreement with the SBCFD or, if the owner joins a power generation industry association, a copy of the group's bylaws and a copy of the group's agreement with the SBCFD; and evidence in each January Monthly Compliance Report that the project owner is in full compliance with the terms of such bylaws and/or agreement; or (2) A protocol, scope and schedule of work for the independent study and the qualifications of proposed contractor(s) for review and approval by the CPM; a copy of the completed study showing the precise amount the project owner shall pay for mitigation; and documentation that the amount has been paid.	SBCFD Agreement
	WORKERSAFETY-6	.0.13	Annually thereafter, the owner shall provide the CPM with verification of funding to the SBCFD if annual payments were approved or recommended under either of the above-described funding resolution options.	SBCFD Annual Fee Verification
	WORKERSAFETY-7	Aug. 10, 2011	Provide a $200,000 payment to San Bernardino County Fire Department prior to the start of construction. Provide documentation of the payment described above to the CPM. The CPM shall adjust the payments initially required by WORKER SAFETY-6 based upon the accounting provided by the SBCFD.	SBCFD Offset Payment Confirmation
	WORKERSAFETY-8	CEC Approved 08.17.11, Submitted as part of AQSC2-02-00	Enhanced Dust Control Plan shall be provided to the CPM for review and approval.	Enhanced Dust Control Plan
	WORKERSAFETY-9	TBD	Submit to the CPM proof that the joint training with the SBCFD is established.	Rotating Annual Basis Joint SBCFD Training Establishment Notification

	WORKERSAFETY-9	TBD	Submit to the CPM proof that the joint training with SBCFD was conducted. Include the date, list of participants, training protocol, and location in the yearly compliance report to the CPM.	
	GEN-1	TBD	Submit to the CPM a statement of verification, signed by the responsible design engineer, attesting that all designs, construction, installation, and inspection requirements of the applicable LORS and the Energy Commission's decision have been met in the area of facility design. Provide the CPM a copy of the certificate of occupancy within 30 days of receipt from the CBO.	Post Certificate of Occupancy Responsible Design Engineer Statement of Verification
	GEN-1	Post-Certifcate of Occupancy	Once the certificate of occupancy has been issued, inform the CPM prior to any construction, addition, alteration, moving, demolition, repair, or maintenance to be performed on any portion(s) of the completed facility that requires CBO approval for compliance with the above codes. The CPM will then determine if the CBO needs to approve the work.	Post Certificate of Occupancy Notification
	GEN-2	TBD	Submit to the CBO and to the CPM the schedule, and the master drawings and master specifications list of documents to be submitted to the CBO for review and approval. These documents shall be the pertinent design documents for the major structures, systems, and equipment defined above in Condition of Certification GEN-2. Major structures and equipment shall be added to or deleted from the list only with CPM approval.	Master Drawing, Specification List, CPM approval of List modification
	GEN-2	Monthly Compliance Report	Provide schedule updates in the monthly compliance report.	Schedule Updates
	GEN-3	Ongoing	Make the required payments to the CBO in accordance with the agreement. Send a copy of the CBO's receipt of payment to the CPM indicating that applicable fees have been paid. A copy of the contract between the project owner and the CBO shall be submitted to the CPM for review.	CBO Payment Verifications
	GEN-4	GEN-4-1.04 Resident Engineer Resume for Luis M. Leal PE 03-28-13 GEN-4-1.08 Resident Engineer Delegate Resume for Vivian Jiang, SE,PE 07-11-13	Submit to the CBO for review and approval, the resume and registration number of the resident engineer (RE) and any other delegated engineers assigned to the project. If the RE or the delegated engineer(s) is subsequently reassigned or replaced, the project owner has five days to submit the resume and registration number of the newly assigned engineer to the CBO for review and approval.	CBO RE Resume Review and Approval
	GEN-4	Ongoing	Notify the CPM of the CBO's approvals of the RE and other delegated engineer(s).	CBO RE Approval
	GEN-5	GEN-5-2-00 Registered Civil Engineer Curtis Coombs, PE 06-20-13 GEN5-03-00 Registered Mechanical Engineer Chandra Krishnamoorthy, Mechanical PE 11-25-13 GEN5-04-00 Registered Electrical Engineer Patrick M. Dulatt, Electrical & NCEES PE 11-25-13	Submit to the CBO for review and approval, resumes and registration numbers of the responsible civil engineer, soils (geotechnical) engineer and engineering geologist assigned to the project.	Responsible Civil Engineer, Soils Engineer, and Geologist Engineer Review and Approval
	GEN-5	Ongoing	Notify the CPM of the CBO's approvals of the responsible engineers.	CBO Engineer Approval
	GEN-5	As Needed	If the designated responsible engineer is subsequently reassigned or replaced, submit the resume and registration number of the newly assigned engineer to the CBO for review and approval.	Replacement RE Resume
	GEN-6	As Needed	Submit to the CBO for review and approval, with a copy to the CPM, the name(s) and qualifications of the certified weld inspector(s), or other certified special inspector(s) assigned to the project to perform one or more of the duties set forth above.	Certified Inspectors Qualifications
	GEN-6	As Needed	Also submit to the CPM a copy of the CBO's approval of the qualifications of all special inspectors.	CBO Special Inspector Approval
	GEN-7	As Needed	Transmit a copy of the CBO's approval of any corrective action taken to resolve a discrepancy to the CPM.	CBO Corrective Action Approval
	GEN-7	As Needed	If any corrective action is disapproved, advise the CPM, within five days, of the reason for disapproval and the revised corrective action to obtain CBO's approval.	Corrective Action Disapproval
	GEN-8	Monthly Compliance Report	Submit to the CBO, with a copy to the CPM, in the next monthly compliance report, (a) a written notice that the completed work is ready for final inspection, and (b) a signed statement that the work conforms to the final approved plans.	Final Inspection Readiness Notiication, Signed Statement
	GEN-8		Submit to the CPM a letter stating both that the above documents have been stored and the storage location of those documents.	Final Inspection Readiness Notiication, Signed Statement Storage Location Notification
	GEN-8		Provide to the CBO three sets of electronic copies of the above documents at the project owner's expense. These are to be provided in the form of "read only" (Adobe .pdf 6.0) files, with restricted (password-protected) printing privileges, on archive quality compact disks.	3 Sets of Final Inspection Readiness Notiication, Signed Statement
	CIVIL-1		Submit the 1. Design of the proposed drainage structures and the grading plan; 2. An erosion and sedimentation control plan; 3. Related calculations and specifications, signed and stamped by the responsible civil engineer; and 4. Soils, geotechnical, or foundation investigations reports required by the 2007 CBC to the CBO for design review and approval.	Civil Design, Calc's, Spec's., Erosion and Sediment Control Plan,
	CIVIL-1		Submit a written statement certifying that the documents have been approved by the CBO.	CBO Approval Document

	CIVIL-2		Notify the CPM within 24 hours, when earthwork and construction is stopped as a result of unforeseen adverse geologic/soil conditions. Within 24 hours of the CBO's approval to resume earthwork and construction in the affected areas, provide to the CPM a copy of the CBO's approval.	Work Stop Notification
	CIVIL-3		RE shall transmit to the CBO and the CPM a non-conformance report (NCR), and the proposed corrective action for review and approval.	RE NCR and Corrective Action
	CIVIL-3		Owner shall submit the details of the corrective action to the CBO and CPM.	CBO Corrective Action
	CIVIL-3		A list of NCRs, for the reporting month, shall be included in MCR.	NCR List
	CIVIL-4		Submit to the CBO, for review and approval, the final grading plans (including final changes) and the responsible civil engineer's signed statement that the installation of the facilities and all erosion control measures were completed in accordance with the final approved combined grading plans, and that the facilities are adequate for their intended purposes, along with a copy of the transmittal letter to the CPM.	Final Grading Plans, Responsible Civil Engineer's Signed/Stamped Letter
	CIVIL-4		Submit a copy of the CBO's approval to the CPM in the next monthly compliance report.	CBO Approval
	STRUC-1		At least 60 days (or project owner and CBO approved alternative time frame) prior to the start of any increment of construction of any structure or component listed in the CBO-approved master drawing and master specifications list, the project owner shall submit to the CBO the above final design plans, specifications and calculations, with a copy of the transmittal letter to the CPM.	CBO Master Drawing, Spec's, Plans
	STRUC-1		Submit to the CPM, in the next monthly compliance report, a copy of a statement from the CBO that the proposed structural plans, specifications, and calculations have been approved and comply with the requirements set forth in applicable engineering LORS.	CBO Structural Plans, Spec's, and Calculations Approval
	STRUC-2		If a discrepancy is discovered in any of the above data, prepare and submit an NCR describing the nature of the discrepancies and the proposed corrective action to the CBO, with a copy of the transmittal letter to the CPM. The NCR shall reference the condition(s) of certification and the applicable CBC chapter and section.	Structural Discrepancy NCR and Corrective Action
	STRUC-2		Submit a copy of the corrective action to the CBO and the CPM.	Corrective Action
	STRUC-2		Transmit a copy of the CBO's approval or disapproval of the corrective action to the CPM .	CBO Corrective Action Summary
	STRUC-2		If disapproved, advise the CPM, the reason for disapproval, and the revised corrective action to obtain CBO's approval.	CPM CBO Disapproval Notification
	STRUC-3		Notify the CBO of the intended filing of design changes, and submit the required number of sets of revised drawings and the required number of copies of the other above-mentioned documents to the CBO, with a copy of the transmittal letter to the CPM.	CBO Notification of Intent to File
	STRUC-3		Notify the CPM, via monthly compliance report, when the CBO has approved the revised plans.	CBO Approved Revised Plan
	STRUC-4		Prior to the start of installation of the tanks or vessels containing the specified quantities of toxic or hazardous materials, submit to the CBO for design review and approval final design plans, specifications, and calculations, including a copy of the signed and stamped engineer's certification.	
	STRUC-4		Send copies of the CBO approvals of plan checks to the CPM in the following monthly compliance report. Also transmit a copy of the CBO's inspection approvals to the CPM in the monthly compliance report following completion of any inspection.	
	MECH-1		At least 30 days (or project owner- and CBO-approved alternative time frame) prior to the start of any increment of major piping or plumbing construction listed in the CBO-approved master drawing and master specifications list, the project owner shall submit to the CBO for design review and approval the final plans, specifications, and calculations, including a copy of the signed and stamped statement from the responsible mechanical engineer certifying compliance with applicable LORS.	Major Piping and Plumbing Final Plans, Spec's, & Calc's, and Responsible Engineer Signed/Stamped Compliance Certification Letter
	MECH-1		Send the CPM a copy of the transmittal letter.	CBO Transmittal Letter
	MECH-1		Transmit to the CPM following completion of any inspection, a copy of the transmittal letter conveying the CBO's inspection approvals.	CBO Inspection Approval Transmittal Letter
	MECH-2		For all pressure vessels installed in the plant: Submit to the CBO for design review and approval, the listed documents, including a copy of the signed and stamped engineer's certification, with a copy of the transmittal letter to the CPM.	CBO Pressure Vessel Design Review, Engineer Signed/Stamped Certification, Code Certification Document Delivery to CBO and CA-OSHA
	MECH-2		Transmit to the CPM, following completion of any inspection, a copy of the transmittal letter conveying the CBO's and/or Cal-OSHA inspection approvals.	CBO & CA-OSHA Inspection Approvals
	MECH-3		Prior to the start of construction of any HVAC or refrigeration system, submit to the CBO the required HVAC and refrigeration calculations, plans, and specifications, including a copy of the signed and stamped statement from the responsible mechanical engineer certifying compliance with the CBC and other applicable codes, with a copy of the transmittal letter to the CPM.	HVAC Specs, Plans, Calc's, and The Mechanical Engineer Signed/Stamped Compliance Letter
	ELEC-1		Prior to the start of each increment of electrical construction, submit to the CBO for design review and approval the above listed documents. Include in this submittal a copy of the signed and stamped statement from the responsible electrical engineer attesting compliance with the applicable LORS.	Responsible Electrical Engineer Signed/Stamped Compliance Letter
	ELEC-1	Monthly Compliance Report	Send the CPM a copy of the transmittal letter in the next monthly compliance report.	CBO Transmittal Letter

	PAL-1	Completed	Submit a resume and statement of availability of its designated paleontological resource specialist (PRS) for on-site work.	Paleontological Resource Specialist Resume
	PAL-1	Completed	Provide a letter with resumes naming anticipated monitors for the project, stating that the identified monitors meet the minimum qualifications for paleontological resource monitoring required by the condition. If additional monitors are obtained during the project, the PRS shall provide additional letters and resumes to the CPM. The letter shall be provided to the CPM no later than one week prior to the monitor's beginning on-site duties.	PRM Resumes
	PAL-1	Ongoing	Prior to the termination or release of a PRS, submit the resume of the proposed new PRS to the CPM for review and approval.	New PRS Resume
	PAL-2	Completed	Provide the maps and drawings to the PRS and CPM.	
	PAL-2	Ongoing	If there are changes to the footprint of the project, revised maps and drawings shall be provided to the PRS and CPM.	Map and Drawing Revisions
	PAL-2	Ongoing	If there are changes to the scheduling of the construction phases, submit a letter to the CPM.	
	PAL-3	Completed	Provide a copy of a paleontological resources monitoring and mitigation plan (PRMMP) to the CPM. The PRMMP shall include an affidavit of authorship by the PRS and acceptance of the PRMMP by the project owner evidenced by a signature.	Paleoentological Resources Monitoring and Mitigation Plan
	PAL-4	Completed	Submit the proposed Worker Environmental Awareness Program (WEAP), including the brochure, with the set of reporting procedures for workers to follow.	
	PAL-4	Completed	Submit the training program presentation/ materials to the CPM for approval if planning to use a presentation format other than an in-person trainer for training.	
	PAL-4	As Needed	If the owner requests an alternate paleontological trainer, the resume and qualifications of the trainer shall be submitted to the CPM for review and approval prior to installation of an alternate trainer. Alternate trainers shall not conduct training prior to CPM authorization.	
	PAL-4	Monthly Compliance Report	Provide copies of the WEAP certification of completion forms with the names of those trained and the trainer or type of training (in-person or other approved presentation format) offered that month. Also include a running total of all persons who have completed the training to date.	
	PAL-5	Monthly Compliance Report	Ensure that the PRS submits the summary of monitoring and paleontological activities in the MCR.	Paleo Updates
	PAL-5	As Needed	When feasible, the CPM shall be notified 10 days in advance of any proposed changes in monitoring different from the plan identified in the PRMMP. If there is any unforeseen change in monitoring, the notice shall be given as soon as possible prior to implementation of the change.	
	PAL-6	COD + 3 Years	Maintain in compliance file copies of signed contracts or agreements with the designated PRS and other qualified research specialists. Maintain these files for a period of three years after project completion and approval of the CPM-approved paleontological resource report (see Condition of Certification PAL-7). Shall be responsible for paying any curation fees charged by the museum for fossils collected and curated as a result of paleontological mitigation. A copy of the letter of transmittal submitting the fossils to the curating institution shall be provided to the CPM.	PRS Contract
	PAL-7	Post COD	Submit the PRR under confidential cover to the CPM.	Paleoentoligal Resource Report
	TSE-1	Completed	Submit the schedule, a Master Drawing List, and a Master Specifications List to the CBO and to the CPM. The schedule shall contain a description and list of proposed submittal packages for design, calculations, and specifications for major structures and equipment. Additions and deletions shall be made to the table only with CPM and CBO approval.	Schedule, Master Drawing and Spec List, CPM and CBO Approval of Changes
	TSE-1	Monthly Compliance Report	Provide schedule updates in the MCR.	Schedule Updates
	TSE-2	Ongoing	Submit to CBO for review and approval, the names, qualifications and registration numbers of all the responsible engineers assigned to the project.	
	TSE-2	Ongoing	Notify CPM of the CBO's approval.	
	TSE-2	As Needed	If the designated responsible engineer is subsequently reassigned or replaced, the project owner has five days in which to submit the name, qualifications, and registration number of the newly assigned engineer to the CBO for review and approval. The project owner shall notify the CPM of the CBO's approval of the new engineer within five days of the approval.	
	TSE-3	As Needed	Submit a copy of CBO's approval or disapproval of any corrective action taken to resolve a discrepancy to the CPM.	CBO Corrective Action Summary
	TSE-3	As Needed	If disapproved, advise the CPM, the reason for disapproval, and the revised corrective action to obtain CBO's approval.	
	TSE-4	Ongoing	Prior to the start of each increment of construction, submit to the CBO for review and approval the final design plans, specifications and calculations for equipment and systems of the power plant switchyard, outlet line and termination, including a copy of the signed and stamped statement from the responsible electrical engineer attesting to compliance with the applicable LORS.	Final Design Plans and Specs
	TSE-4	Ongoing	Send the CPM a copy of the transmittal letter.	Transmittal Letter

	TSE-5	TSE5-00-00 INTO THE CEC 11.08.2013; APPROVED 12.02.2013	To ensure the proposed transmission facilities will conform to all applicable LORS, submit to the CBO for approval: Items A through G listed in the COC, including Design drawings, specifications and calculations, with design criteria, Electrical one-line diagrams, the Special Protection System (SPS) sequencing and timing if applicable, a letter stating the mitigation measures or projects selected by the transmission owners for each reliability criteria violation are acceptable, an Operational study report based on the expected or current COD from the California ISO and/or SCE, and a copy of the executed LGIA signed by the California ISO and the project owner.	Transmission Line Documentation, Operational Study Report,
	TSE-6	As Needed	Inform the CBO and the CPM of any impending changes that may not conform to requirements of TSE-5 and request approval to implement such changes.	
	TSE-7	TBD	Provide copies of the CAISO letter to the CPM when it is sent to the CAISO.	CAISO Letter
	TSE-7	TBD	Contact CAISO Outage Coordination Department, Mon thru Fri, btwn 0700 and 1530 at (916) 351-2300 at least one business day prior to synchronizing the facility with the grid for testing. A report of conversation with the CAISO shall be provided electronically to the CPM one day before synchronizing the facility with the CA transmission system for the first time.	CAISO Outage Coordination Department Conversation Report
	TSE-8	Post COD	Transmit to the CPM and CBO: "As Builts" and one-line drawings of the electrical portion; "as built" engineering description of the mechanical, structural, and civil portion of the transmission facilities they shall be maintained at the power plant and made available if requested for CPM Audit; A summary of inspections of the completed transmission facilities. [See COC]	As Builts, Transmission Facility Inspection Reports